



Rockhampton Professional
Race 1: GREAT NORTHERN BM60 Handicap - 1817m
17 February 2026 - 14:34



Track Rating: Soft 6, Weather: Showers, Rail Position: +3.5M Entire

Section						Overall	1600m	1400m	1200m	1000m	800m	600m	Last 600m	
Field Times						1:51.72 (0:15.19)	1:36.53 (0:11.59)	1:24.94 (0:11.75)	1:13.19 (0:12.46)	1:00.73 (0:12.47)	0:48.26 (0:12.43)	0:35.83 (0:11.86)	0:35.83	
Rank	TAB	Horse/Jockey	Barrier	Top Speed [km/h]	Fastest Section								Distance Travelled [m]	
1	2	BOLD BLAZE	6	64.7	0:11.30	1:51.72 [1]	1:36.19 [5]	1:24.42 [7]	1:12.40 [7]	0:59.93 [7]	0:47.56 [7]	0:35.02 [8]	0:35.02	
		Ryan Wiggins		400m	400m	(0:15.53)	(0:11.77)	(0:12.02)	(0:12.47)	(0:12.37)	(0:12.54)	(0:11.55)		
2	6	KAYLEEN'S PROFIT	5	63.3	0:11.62	1:51.89 [2]	1:36.63 [3]	1:25.01 [3]	1:13.03 [3]	1:00.64 [3]	0:48.21 [3]	0:35.79 [3]	0:35.79	-2
		McKenzie Apel		1600m	1600m	(0:15.26)	(0:11.62)	(0:11.98)	(0:12.39)	(0:12.43)	(0:12.42)	(0:11.76)		
3	5	GENERAL WOLFFE	3	62.9	0:11.63	1:52.40 [3]	1:36.76 [7]	1:25.13 [6]	1:13.15 [6]	1:00.63 [6]	0:48.25 [6]	0:35.86 [6]	0:35.86	-10
		Amy Graham		200m	1600m	(0:15.64)	(0:11.63)	(0:11.98)	(0:12.52)	(0:12.38)	(0:12.39)	(0:11.83)		
4	3	BO BO BEWARE	9	63.4	0:11.62	1:52.47 [4]	1:36.44 [9]	1:24.82 [9]	1:12.84 [9]	1:00.35 [9]	0:48.03 [8]	0:35.64 [9]	0:35.64	+3
		Raul Silvera Olivera		400m	1600m	(0:16.03)	(0:11.62)	(0:11.98)	(0:12.49)	(0:12.32)	(0:12.39)	(0:11.72)		
5	4	REPLACE THE ACE	8	65.1	0:11.26	1:52.52 [5]	1:36.97 [6]	1:25.71 [2]	1:13.99 [1]	1:01.53 [1]	0:49.06 [1]	0:36.63 [1]	0:36.63	+0
		Cody Collis		1600m	1600m	(0:15.55)	(0:11.26)	(0:11.72)	(0:12.46)	(0:12.47)	(0:12.43)	(0:11.86)		
6	8	MR GREY	2	62.5	0:11.76	1:52.71 [6]	1:37.44 [4]	1:25.64 [5]	1:13.65 [5]	1:01.20 [4]	0:48.76 [4]	0:36.29 [4]	0:36.29	+1
		Warwick Satherley		400m	600m	(0:15.27)	(0:11.80)	(0:11.99)	(0:12.45)	(0:12.44)	(0:12.47)	(0:11.76)		
7	7	NATIVE BEE	1	62.8	0:11.77	1:52.93 [7]	1:37.69 [2]	1:25.92 [4]	1:14.00 [4]	1:01.40 [5]	0:48.95 [5]	0:36.48 [5]	0:36.48	+1
		Fiona Sandkuhl		1400m	1600m	(0:15.24)	(0:11.77)	(0:11.92)	(0:12.60)	(0:12.45)	(0:12.47)	(0:11.83)		
8	9	SHADOW PROJECT	4	62.4	0:11.73	1:53.40 [8]	1:37.53 [8]	1:25.80 [8]	1:13.94 [8]	1:01.31 [8]	0:48.96 [9]	0:36.71 [7]	0:36.71	-13
		Chris McIver		1400m	1600m	(0:15.87)	(0:11.73)	(0:11.86)	(0:12.63)	(0:12.35)	(0:12.25)	(0:12.01)		
9	1	GARINION RIGH	7	64.3	0:11.59	1:53.44 [9]	1:38.25 [1]	1:26.66 [1]	1:14.71 [2]	1:02.23 [2]	0:49.89 [2]	0:37.37 [2]	0:37.37	+0
		Aidan Holt		1600m	1600m	(0:15.19)	(0:11.59)	(0:11.95)	(0:12.48)	(0:12.34)	(0:12.52)	(0:11.84)		



Rockhampton Professional
Race 1: GREAT NORTHERN BM60 Handicap - 1817m
17 February 2026 - 14:34



Track Rating: Soft 6, Weather: Showers, Rail Position: +3.5M Entire

Section Field Times		400m 0:23.97 (0:11.76)		200m 0:12.21 (0:12.21)		Last 600m 0:35.83			
Rank	TAB	Horse/Jockey	Barrier	Top Speed [km/h]	Fastest Section	Margin		Distance Travelled [m]	
1	2	BOLD BLAZE	6	64.7	0:11.30	0:23.47 [5]	0:12.17 [2]	1:51.72	0:35.02
		Ryan Wiggins		400m	400m	(0:11.30)	(0:12.17)		
2	6	KAYLEEN'S PROFIT	5	63.3	0:11.62	0:24.03 [2]	0:12.38 [1]	0.97L	0:35.79 -2
		McKenzie Apel		1600m	1600m	(0:11.65)	(0:12.38)		
3	5	GENERAL WOLFFE	3	62.9	0:11.63	0:24.03 [7]	0:12.32 [5]	3.95L	0:35.86 -10
		Amy Graham		200m	1600m	(0:11.71)	(0:12.32)		
4	3	BO BO BEWARE	9	63.4	0:11.62	0:23.92 [8]	0:12.30 [7]	4.41L	0:35.64 +3
		Raul Silvera Olivera		400m	1600m	(0:11.62)	(0:12.30)		
5	4	REPLACE THE ACE	8	65.1	0:11.26	0:24.77 [1]	0:12.88 [3]	4.68L	0:36.63 +0
		Cody Collis		1600m	1600m	(0:11.89)	(0:12.88)		
6	8	MR GREY	2	62.5	0:11.76	0:24.53 [4]	0:12.62 [6]	5.83L	0:36.29 +1
		Warwick Satherley		400m	600m	(0:11.91)	(0:12.62)		
7	7	NATIVE BEE	1	62.8	0:11.77	0:24.65 [6]	0:12.73 [8]	7.08L	0:36.48 +1
		Fiona Sandkuhl		1400m	1600m	(0:11.92)	(0:12.73)		
8	9	SHADOW PROJECT	4	62.4	0:11.73	0:24.70 [9]	0:12.73 [9]	9.88L	0:36.71 -13
		Chris McIver		1400m	1600m	(0:11.97)	(0:12.73)		
9	1	GARINION RIGH	7	64.3	0:11.59	0:25.53 [3]	0:13.50 [4]	10.07L	0:37.37 +0
		Aidan Holt		1600m	1600m	(0:12.03)	(0:13.50)		



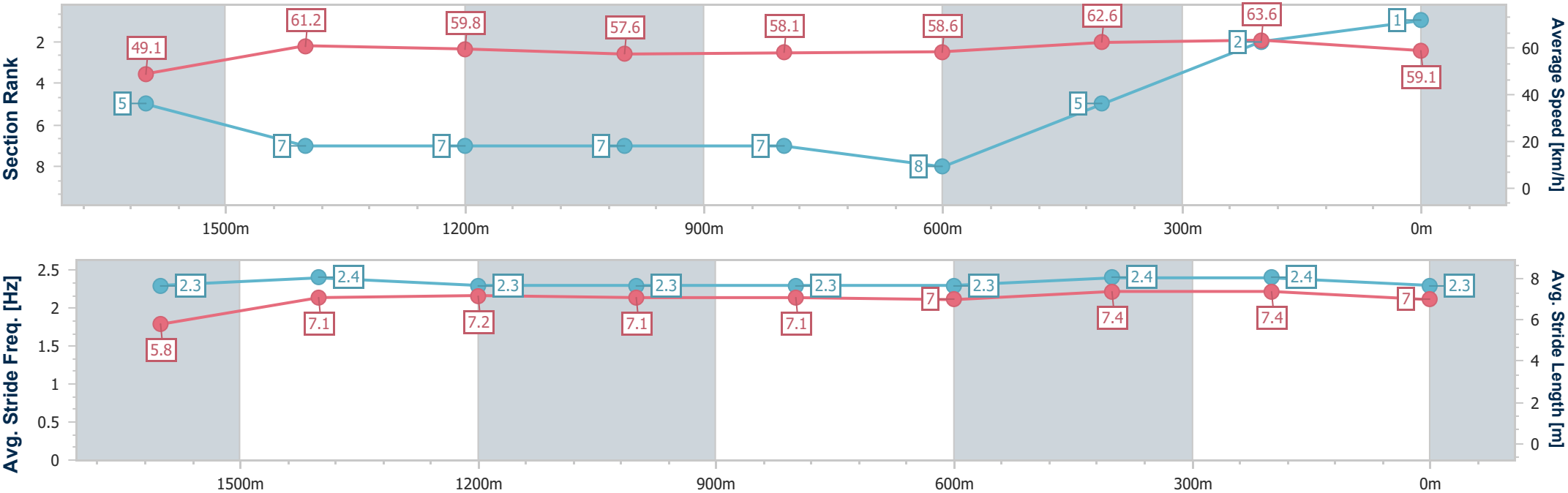
Horse/Jockey Name	Bold Blaze
Final Rank	1
Fastest Section Time (Section)	0:11.30 (400m)
Top Speed [km/h] (Section)	64.7 (400m)
Race State	Finished



RockhamptonProfessional
Race 1: GREAT NORTHERN BM60 Handicap - 1817m
17 February 2026 - 14:34
Track Rating: Soft 6, Weather: Showers, Rail Position: +3.5M Entire



Section	Overall	1600m	1400m	1200m	1000m	800m	600m	400m	200m				
Section Times	1:51.72 [1] (0:15.53)	1:36.19 [5] (0:11.77)	1:24.42 [7] (0:12.02)	1:12.40 [7] (0:12.47)	0:59.93 [7] (0:12.37)	0:47.56 [7] (0:12.54)	0:35.02 [8] (0:11.55)	0:23.47 [5] (0:11.30)	0:12.17 [2] (0:12.17)				
Average Speed [km/h]	49.1	61.2	59.8	57.6	58.1	58.6	62.6	63.6	59.1				
Top Speed [km/h]	59.0	62.1	62.1	60.5	59.6	59.5	63.5	64.7	64.2				
Avg. Dist. to Rail [m]	4.7	1.9	1.5	1.4	1.0	2.0	3.8	5.6	6.6				
Avg. Stride Freq. [Hz]	2.3	2.4	2.3	2.3	2.3	2.3	2.4	2.4	2.3				
Avg. Stride Length [m]	5.8	7.1	7.2	7.1	7.1	7.0	7.4	7.4	7.0				





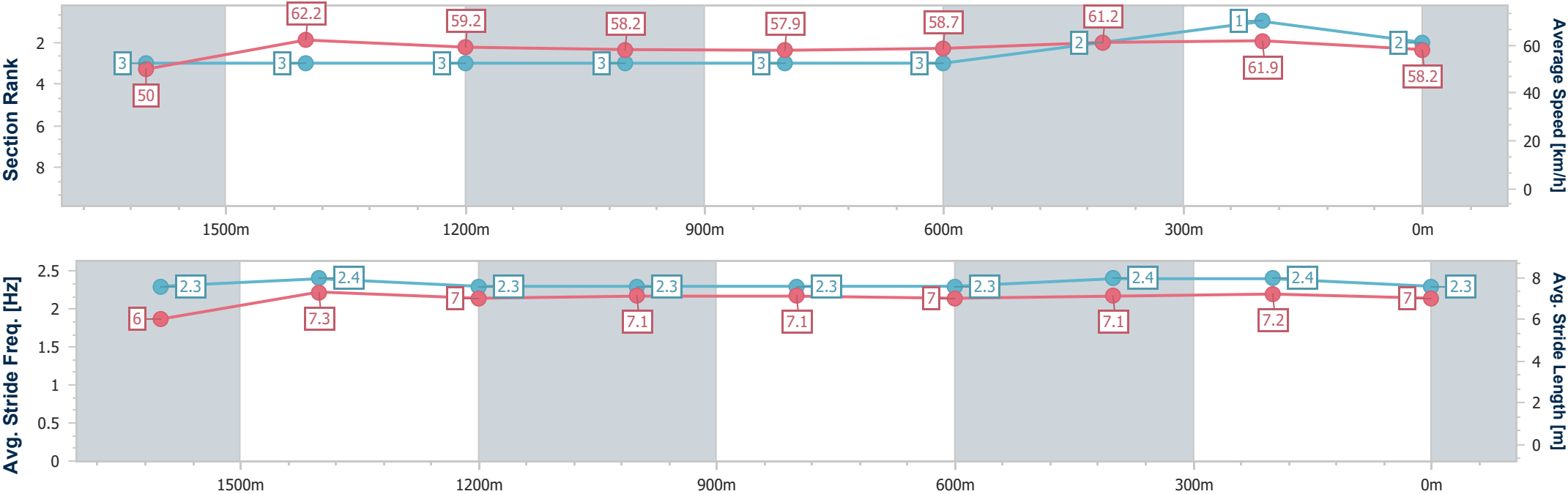
Horse/Jockey Name	Kayleen's Profit
Final Rank	2
Fastest Section Time (Section)	0:11.62 (1600m)
Top Speed [km/h] (Section)	63.3 (1600m)
Race State	Finished



RockhamptonProfessional
Race 1: GREAT NORTHERN BM60 Handicap - 1817m
17 February 2026 - 14:34
Track Rating: Soft 6, Weather: Showers, Rail Position: +3.5M Entire



Section	Overall	1600m	1400m	1200m	1000m	800m	600m	400m	200m				
Section Times	1:51.89 [2] (0:15.26)	1:36.63 [3] (0:11.62)	1:25.01 [3] (0:11.98)	1:13.03 [3] (0:12.39)	1:00.64 [3] (0:12.43)	0:48.21 [3] (0:12.42)	0:35.79 [3] (0:11.76)	0:24.03 [2] (0:11.65)	0:12.38 [1] (0:12.38)				
Average Speed [km/h]	50.0	62.2	59.2	58.2	57.9	58.7	61.2	61.9	58.2				
Top Speed [km/h]	60.1	63.3	62.9	60.7	59.3	59.5	62.5	63.1	62.8				
Avg. Dist. to Rail [m]	4.4	0.7	0.7	0.5	0.7	1.0	2.9	4.8	5.7				
Avg. Stride Freq. [Hz]	2.3	2.4	2.3	2.3	2.3	2.3	2.4	2.4	2.3				
Avg. Stride Length [m]	6.0	7.3	7.0	7.1	7.1	7.0	7.1	7.2	7.0				





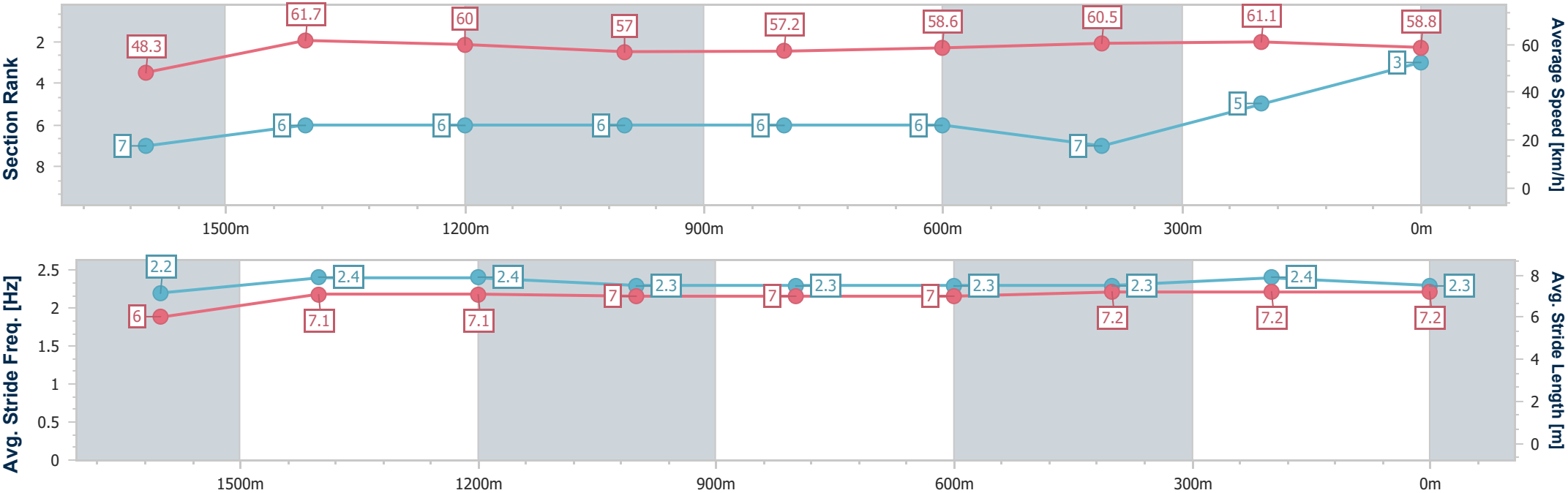
Horse/Jockey Name	General Wolffe
Final Rank	3
Fastest Section Time (Section)	0:11.63 (1600m)
Top Speed [km/h] (Section)	62.9 (200m)
Race State	Finished



RockhamptonProfessional
Race 1: GREAT NORTHERN BM60 Handicap - 1817m
17 February 2026 - 14:34
Track Rating: Soft 6, Weather: Showers, Rail Position: +3.5M Entire



Section	Overall	1600m	1400m	1200m	1000m	800m	600m	400m	200m				
Section Times	1:52.40 [3] (0:15.64)	1:36.76 [7] (0:11.63)	1:25.13 [6] (0:11.98)	1:13.15 [6] (0:12.52)	1:00.63 [6] (0:12.38)	0:48.25 [6] (0:12.39)	0:35.86 [6] (0:11.83)	0:24.03 [7] (0:11.71)	0:12.32 [5] (0:12.32)				
Average Speed [km/h]	48.3	61.7	60.0	57.0	57.2	58.6	60.5	61.1	58.8				
Top Speed [km/h]	58.3	62.8	62.8	60.9	59.3	59.2	62.1	62.9	62.9				
Avg. Dist. to Rail [m]	3.9	3.5	2.6	2.4	2.2	0.6	0.9	2.3	5.0				
Avg. Stride Freq. [Hz]	2.2	2.4	2.4	2.3	2.3	2.3	2.3	2.4	2.3				
Avg. Stride Length [m]	6.0	7.1	7.1	7.0	7.0	7.0	7.2	7.2	7.2				





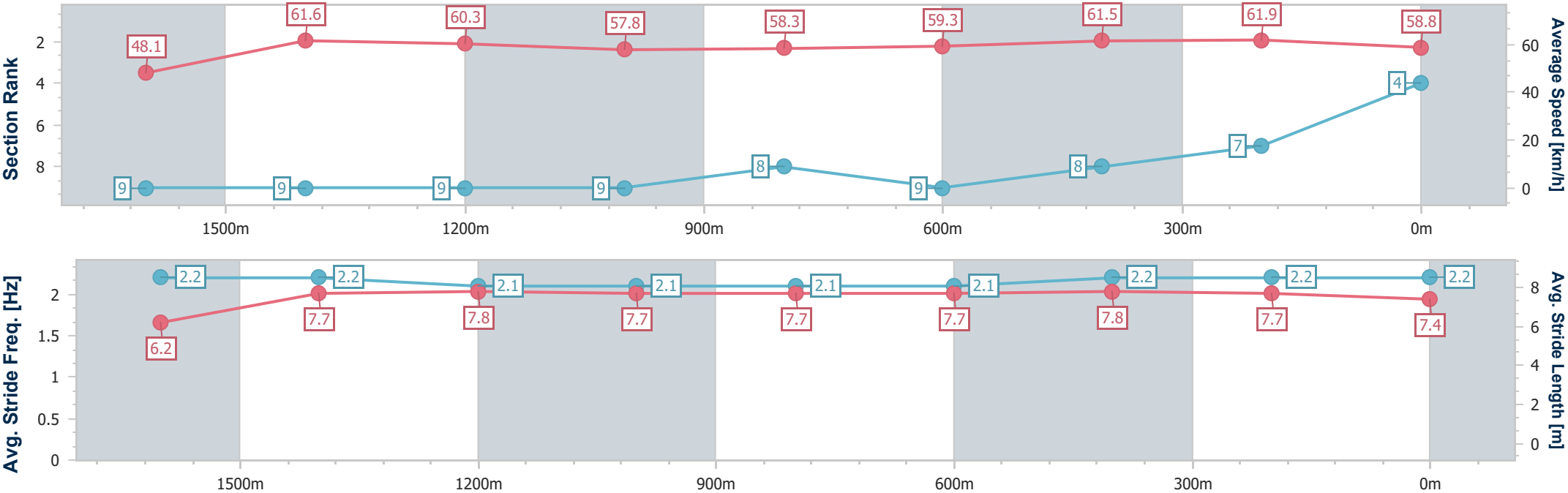
Horse/Jockey Name	Bo Bo Beware
Final Rank	4
Fastest Section Time (Section)	0:11.62 (1600m)
Top Speed [km/h] (Section)	63.4 (400m)
Race State	Finished



RockhamptonProfessional
Race 1: GREAT NORTHERN BM60 Handicap - 1817m
17 February 2026 - 14:34
Track Rating: Soft 6, Weather: Showers, Rail Position: +3.5M Entire



Section	Overall	1600m	1400m	1200m	1000m	800m	600m	400m	200m				
Section Times	1:52.47 [4] (0:16.03)	1:36.44 [9] (0:11.62)	1:24.82 [9] (0:11.98)	1:12.84 [9] (0:12.49)	1:00.35 [9] (0:12.32)	0:48.03 [8] (0:12.39)	0:35.64 [9] (0:11.72)	0:23.92 [8] (0:11.62)	0:12.30 [7] (0:12.30)				
Average Speed [km/h]	48.1	61.6	60.3	57.8	58.3	59.3	61.5	61.9	58.8				
Top Speed [km/h]	58.3	62.9	62.9	60.7	59.8	60.2	62.7	63.4	62.6				
Avg. Dist. to Rail [m]	7.5	0.5	0.4	0.3	0.5	1.8	4.2	6.6	8.8				
Avg. Stride Freq. [Hz]	2.2	2.2	2.1	2.1	2.1	2.1	2.2	2.2	2.2				
Avg. Stride Length [m]	6.2	7.7	7.8	7.7	7.7	7.7	7.8	7.7	7.4				





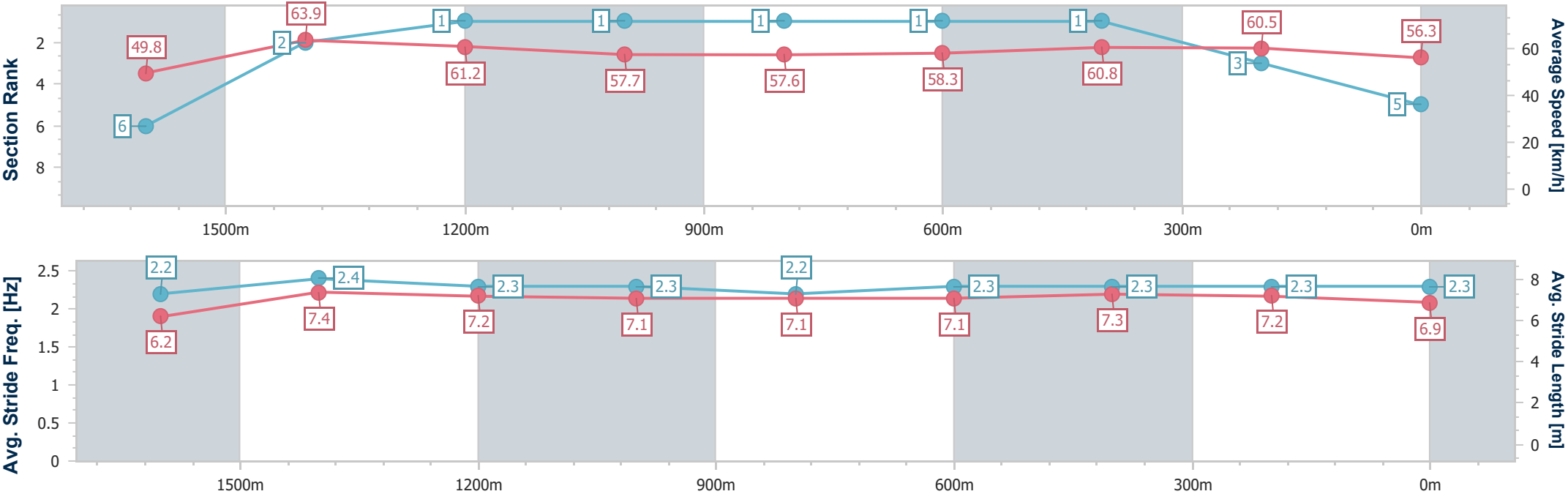
Horse/Jockey Name	Replace The Ace
Final Rank	5
Fastest Section Time (Section)	0:11.26 (1600m)
Top Speed [km/h] (Section)	65.1 (1600m)
Race State	Finished



RockhamptonProfessional
Race 1: GREAT NORTHERN BM60 Handicap - 1817m
17 February 2026 - 14:34
Track Rating: Soft 6, Weather: Showers, Rail Position: +3.5M Entire



Section	Overall	1600m	1400m	1200m	1000m	800m	600m	400m	200m				
Section Times	1:52.52 [5] (0:15.55)	1:36.97 [6] (0:11.26)	1:25.71 [2] (0:11.72)	1:13.99 [1] (0:12.46)	1:01.53 [1] (0:12.47)	0:49.06 [1] (0:12.43)	0:36.63 [1] (0:11.86)	0:24.77 [1] (0:11.89)	0:12.88 [3] (0:12.88)				
Average Speed [km/h]	49.8	63.9	61.2	57.7	57.6	58.3	60.8	60.5	56.3				
Top Speed [km/h]	60.6	65.1	65.0	62.1	59.2	58.9	61.8	62.0	61.1				
Avg. Dist. to Rail [m]	7.5	1.2	0.8	1.0	1.0	0.7	1.4	2.4	3.1				
Avg. Stride Freq. [Hz]	2.2	2.4	2.3	2.3	2.2	2.3	2.3	2.3	2.3				
Avg. Stride Length [m]	6.2	7.4	7.2	7.1	7.1	7.1	7.3	7.2	6.9				





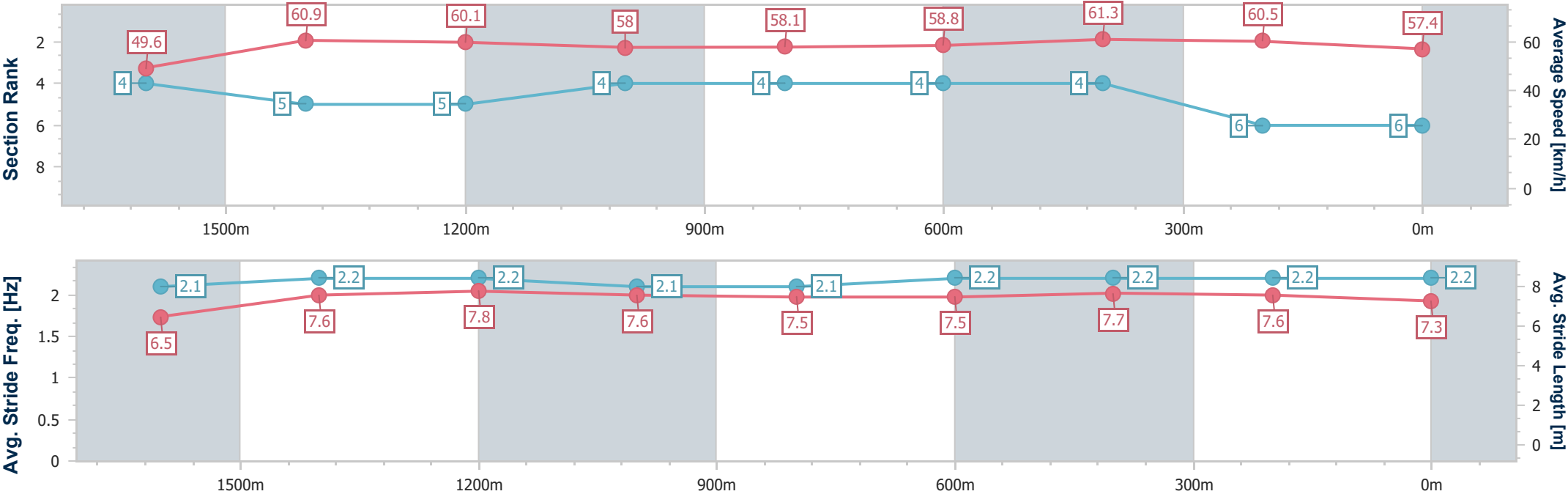
Horse/Jockey Name	Mr Grey
Final Rank	6
Fastest Section Time (Section)	0:11.76 (600m)
Top Speed [km/h] (Section)	62.5 (400m)
Race State	Finished



RockhamptonProfessional
Race 1: GREAT NORTHERN BM60 Handicap - 1817m
17 February 2026 - 14:34
Track Rating: Soft 6, Weather: Showers, Rail Position: +3.5M Entire



Section	Overall	1600m	1400m	1200m	1000m	800m	600m	400m	200m				
Section Times	1:52.71 [6] (0:15.27)	1:37.44 [4] (0:11.80)	1:25.64 [5] (0:11.99)	1:13.65 [5] (0:12.45)	1:01.20 [4] (0:12.44)	0:48.76 [4] (0:12.47)	0:36.29 [4] (0:11.76)	0:24.53 [4] (0:11.91)	0:12.62 [6] (0:12.62)				
Average Speed [km/h]	49.6	60.9	60.1	58.0	58.1	58.8	61.3	60.5	57.4				
Top Speed [km/h]	58.9	62.0	62.1	61.0	59.4	59.8	62.3	62.5	61.2				
Avg. Dist. to Rail [m]	2.7	1.4	0.5	0.4	0.7	2.1	3.2	4.9	7.3				
Avg. Stride Freq. [Hz]	2.1	2.2	2.2	2.1	2.1	2.2	2.2	2.2	2.2				
Avg. Stride Length [m]	6.5	7.6	7.8	7.6	7.5	7.5	7.7	7.6	7.3				





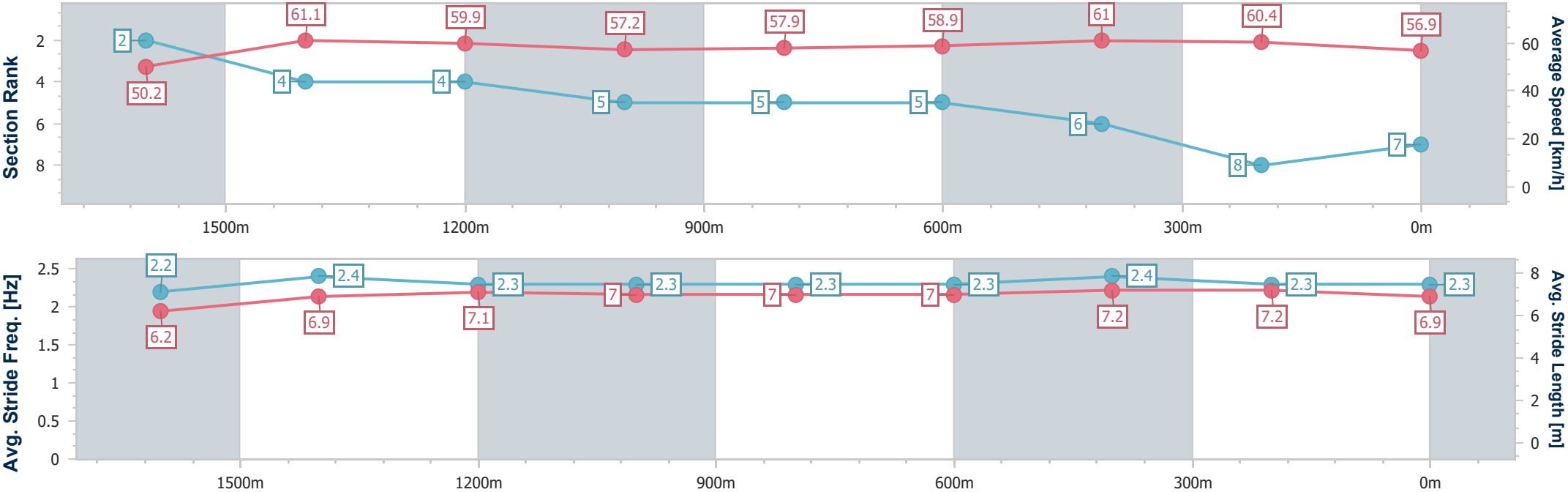
Horse/Jockey Name	Native Bee
Final Rank	7
Fastest Section Time (Section)	0:11.77 (1600m)
Top Speed [km/h] (Section)	62.8 (1400m)
Race State	Finished



RockhamptonProfessional
Race 1: GREAT NORTHERN BM60 Handicap - 1817m
17 February 2026 - 14:34
Track Rating: Soft 6, Weather: Showers, Rail Position: +3.5M Entire



Section	Overall	1600m	1400m	1200m	1000m	800m	600m	400m	200m				
Section Times	1:52.93 [7] (0:15.24)	1:37.69 [2] (0:11.77)	1:25.92 [4] (0:11.92)	1:14.00 [4] (0:12.60)	1:01.40 [5] (0:12.45)	0:48.95 [5] (0:12.47)	0:36.48 [5] (0:11.83)	0:24.65 [6] (0:11.92)	0:12.73 [8] (0:12.73)				
Average Speed [km/h]	50.2	61.1	59.9	57.2	57.9	58.9	61.0	60.4	56.9				
Top Speed [km/h]	58.5	62.4	62.8	61.2	59.1	59.6	62.0	62.3	61.2				
Avg. Dist. to Rail [m]	2.1	1.0	1.0	0.8	0.7	2.2	3.2	2.5	3.1				
Avg. Stride Freq. [Hz]	2.2	2.4	2.3	2.3	2.3	2.3	2.4	2.3	2.3				
Avg. Stride Length [m]	6.2	6.9	7.1	7.0	7.0	7.0	7.2	7.2	6.9				





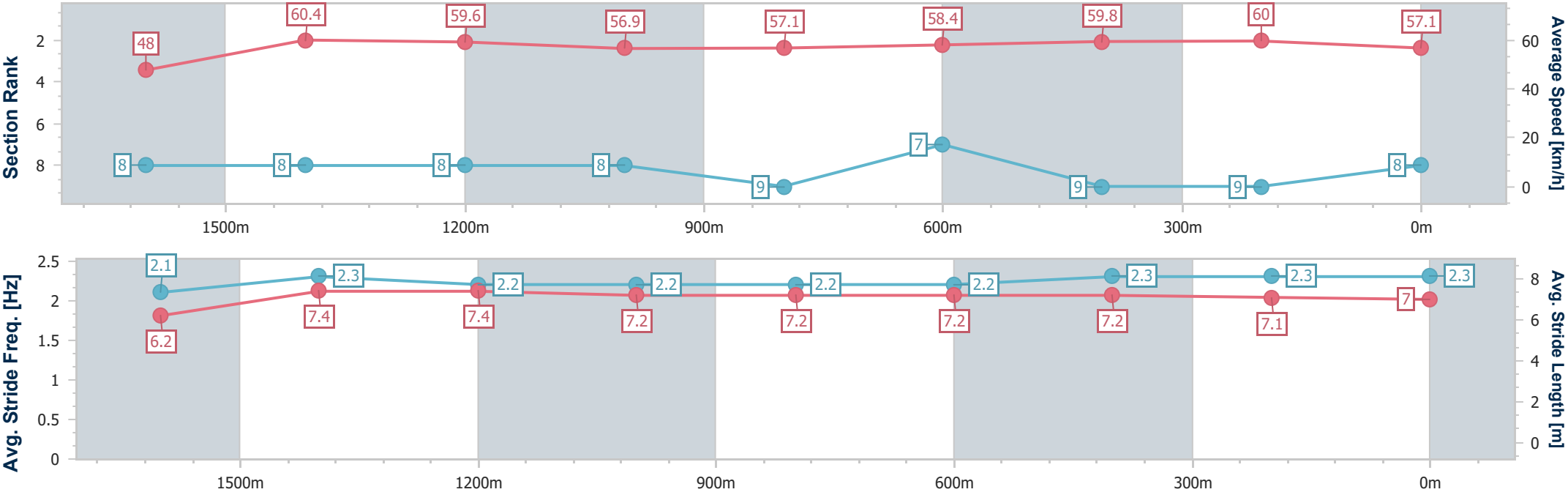
Horse/Jockey Name	Shadow Project
Final Rank	8
Fastest Section Time (Section)	0:11.73 (1600m)
Top Speed [km/h] (Section)	62.4 (1400m)
Race State	Finished



RockhamptonProfessional
Race 1: GREAT NORTHERN BM60 Handicap - 1817m
17 February 2026 - 14:34
Track Rating: Soft 6, Weather: Showers, Rail Position: +3.5M Entire



Section	Overall	1600m	1400m	1200m	1000m	800m	600m	400m	200m				
Section Times	1:53.40 [8] (0:15.87)	1:37.53 [8] (0:11.73)	1:25.80 [8] (0:11.86)	1:13.94 [8] (0:12.63)	1:01.31 [8] (0:12.35)	0:48.96 [9] (0:12.25)	0:36.71 [7] (0:12.01)	0:24.70 [9] (0:11.97)	0:12.73 [9] (0:12.73)				
Average Speed [km/h]	48.0	60.4	59.6	56.9	57.1	58.4	59.8	60.0	57.1				
Top Speed [km/h]	57.3	62.0	62.4	61.0	59.0	59.1	60.9	61.4	60.8				
Avg. Dist. to Rail [m]	3.6	1.8	1.1	0.8	1.8	1.7	4.0	7.5	10.5				
Avg. Stride Freq. [Hz]	2.1	2.3	2.2	2.2	2.2	2.2	2.3	2.3	2.3				
Avg. Stride Length [m]	6.2	7.4	7.4	7.2	7.2	7.2	7.2	7.1	7.0				





Horse/Jockey Name	Garinion Righ
Final Rank	9
Fastest Section Time (Section)	0:11.59 (1600m)
Top Speed [km/h] (Section)	64.3 (1600m)
Race State	Finished



RockhamptonProfessional

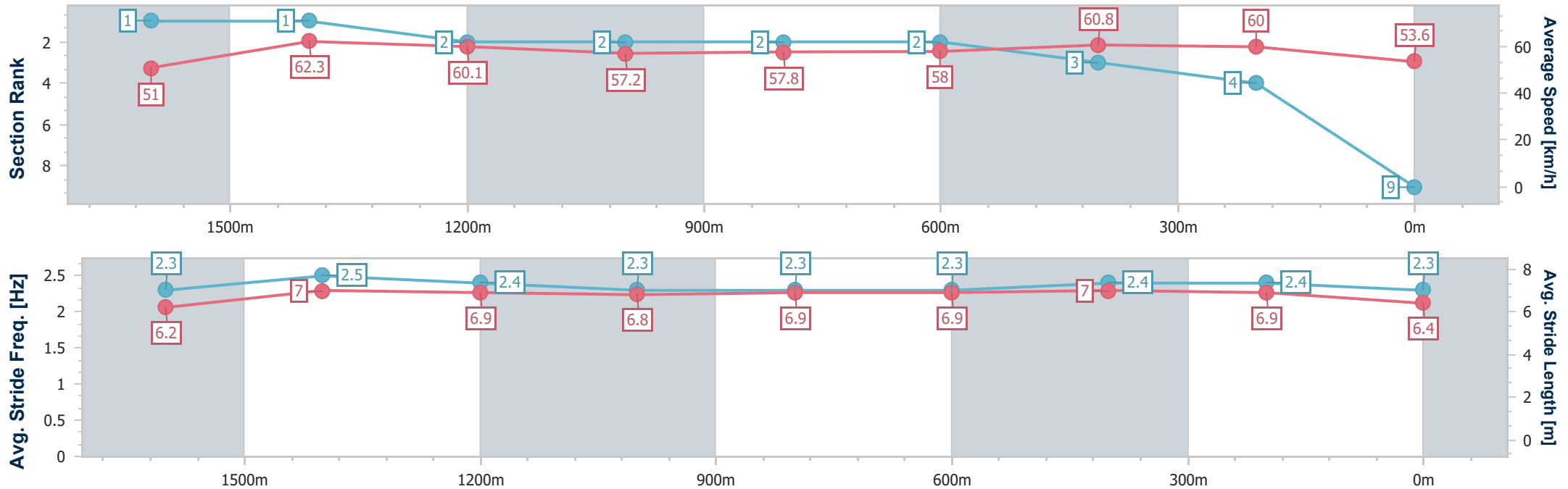
Race 1: GREAT NORTHERN BM60 Handicap - 1817m

17 February 2026 - 14:34

Track Rating: Soft 6, Weather: Showers, Rail Position: +3.5M Entire



Section	Overall	1600m	1400m	1200m	1000m	800m	600m	400m	200m				
Section Times	1:53.44 [9] (0:15.19)	1:38.25 [1] (0:11.59)	1:26.66 [1] (0:11.95)	1:14.71 [2] (0:12.48)	1:02.23 [2] (0:12.34)	0:49.89 [2] (0:12.52)	0:37.37 [2] (0:11.84)	0:25.53 [3] (0:12.03)	0:13.50 [4] (0:13.50)				
Average Speed [km/h]	51.0	62.3	60.1	57.2	57.8	58.0	60.8	60.0	53.6				
Top Speed [km/h]	61.7	64.3	62.6	61.0	59.1	58.9	61.7	62.1	60.3				
Avg. Dist. to Rail [m]	7.0	1.8	1.8	2.0	1.9	1.2	2.3	4.0	5.9				
Avg. Stride Freq. [Hz]	2.3	2.5	2.4	2.3	2.3	2.3	2.4	2.4	2.3				
Avg. Stride Length [m]	6.2	7.0	6.9	6.8	6.9	6.9	7.0	6.9	6.4				





Rockhampton Professional
Race 2: TAB BM65 Handicap - 1400m
17 February 2026 - 15:12



Track Rating: Soft 6, Weather: Showers, Rail Position: +3.5M Entire

Section						Overall	1200m	1000m	800m	600m	400m	Last 600m	
Field Times						1:23.37 (0:12.92)	1:10.45 (0:12.33)	0:58.12 (0:12.45)	0:45.67 (0:12.23)	0:33.44 (0:11.18)	0:22.26 (0:10.86)	0:33.44	
Rank	TAB	Horse/Jockey	Barrier	Top Speed [km/h]	Fastest Section								Distance Travelled [m]
1	4	RETAINER	1	67.6	0:10.76	1:23.37 [1]	1:09.91 [3]	0:57.71 [3]	0:45.18 [3]	0:33.32 [3]	0:22.16 [2]	0:33.32	
		Stephanie Tierney		400m	400m	(0:13.46)	(0:12.20)	(0:12.53)	(0:11.86)	(0:11.16)	(0:10.76)		
2	5	GREY IMPACT	5	66.2	0:11.05	1:23.80 [2]	1:10.88 [1]	0:58.55 [1]	0:46.10 [1]	0:33.87 [1]	0:22.69 [1]	0:33.87 -1	
		Fiona Sandkuhl		600m	400m	(0:12.92)	(0:12.33)	(0:12.45)	(0:12.23)	(0:11.18)	(0:11.05)		
3	2	MAIKROW	2	67.2	0:10.89	1:23.85 [3]	1:10.35 [4]	0:58.11 [4]	0:45.46 [4]	0:33.39 [4]	0:22.33 [4]	0:33.39 +1	
		Ryan Wiggins		400m	400m	(0:13.50)	(0:12.24)	(0:12.65)	(0:12.07)	(0:11.06)	(0:10.89)		
4	6	PEAKING TOM	3	66.1	0:11.11	1:24.89 [4]	1:11.11 [5]	0:58.94 [5]	0:46.28 [5]	0:34.24 [5]	0:23.13 [5]	0:34.24 +1	
		Raul Silvera Olivera		600m	600m	(0:13.78)	(0:12.17)	(0:12.66)	(0:12.04)	(0:11.11)	(0:11.11)		
5	8	STAR CHANCE	4	64.6	0:11.29	1:25.72 [5]	1:12.42 [2]	1:00.26 [2]	0:47.64 [2]	0:35.68 [2]	0:24.39 [3]	0:35.68 +2	
		Chris McIver		600m	600m	(0:13.30)	(0:12.16)	(0:12.62)	(0:11.96)	(0:11.29)	(0:11.72)		

Scratched: Cardiologist (#1), Out Of Aces (#3), Our Heart Throb (#7)



Rockhampton Professional
Race 2: TAB BM65 Handicap - 1400m
17 February 2026 - 15:12



Track Rating: Soft 6, Weather: Showers, Rail Position: +3.5M Entire

Section						200m			Last 600m
Field Times						0:11.40 (0:11.40)			0:33.44
Rank	TAB	Horse/Jockey	Barrier	Top Speed [km/h]	Fastest Section	Margin		Distance Travelled [m]	
1	4	RETAINER	1	67.6	0:10.76	0:11.40 [1]	1:23.37	0:33.32	
		Stephanie Tierney		400m	400m	(0:11.40)			
2	5	GREY IMPACT	5	66.2	0:11.05	0:11.64 [2]	2.55L	0:33.87	-1
		Fiona Sandkuhl		600m	400m	(0:11.64)			
3	2	MAIKROW	2	67.2	0:10.89	0:11.44 [3]	2.84L	0:33.39	+1
		Ryan Wiggins		400m	400m	(0:11.44)			
4	6	PEAKING TOM	3	66.1	0:11.11	0:12.02 [4]	8.98L	0:34.24	+1
		Raul Silvera Olivera		600m	600m	(0:12.02)			
5	8	STAR CHANCE	4	64.6	0:11.29	0:12.67 [5]	13.87L	0:35.68	+2
		Chris McIver		600m	600m	(0:12.67)			

Scratched: Cardiologist (#1), Out Of Aces (#3), Our Heart Throb (#7)



Horse/Jockey Name	Retainer
Final Rank	1
Fastest Section Time (Section)	0:10.76 (400m)
Top Speed [km/h] (Section)	67.6 (400m)
Race State	Finished

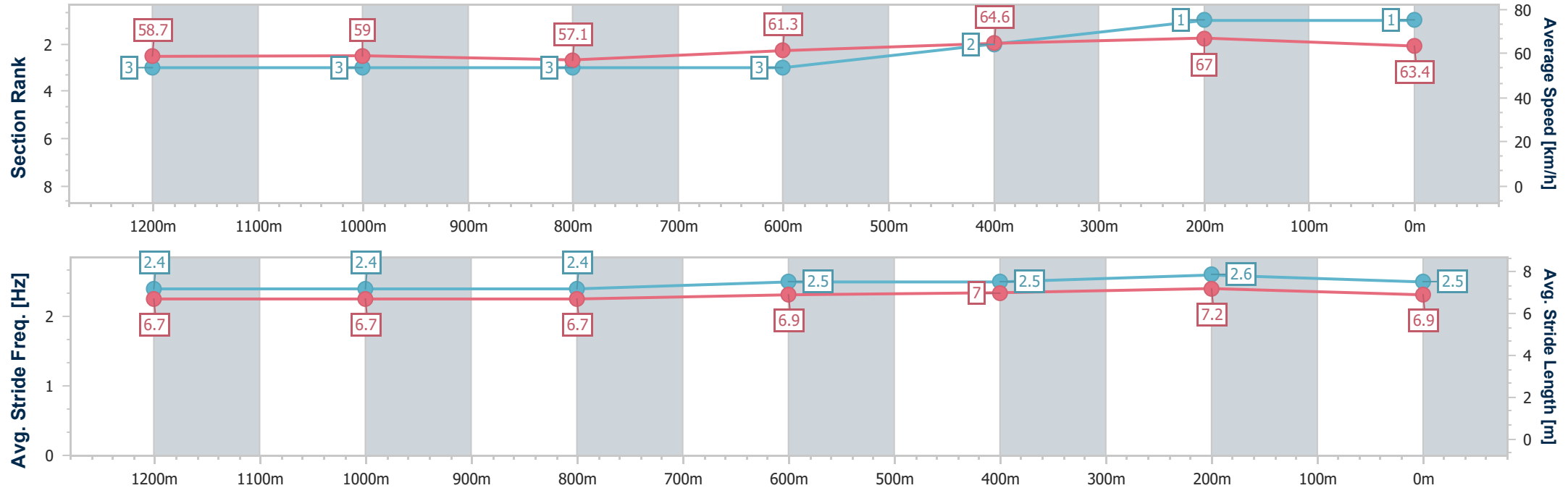


RockhamptonProfessional
Race 2: TAB BM65 Handicap - 1400m
17 February 2026 - 15:12



Track Rating: Soft 6, Weather: Showers, Rail Position: +3.5M Entire

Section	Overall	1200m	1000m	800m	600m	400m	200m						
Section Times	1:23.37 [1] (0:13.46)	1:09.91 [3] (0:12.20)	0:57.71 [3] (0:12.53)	0:45.18 [3] (0:11.86)	0:33.32 [3] (0:11.16)	0:22.16 [2] (0:10.76)	0:11.40 [1] (0:11.40)						
Average Speed [km/h]	58.7	59.0	57.1	61.3	64.6	67.0	63.4						
Top Speed [km/h]	63.1	62.4	59.5	62.8	66.9	67.6	66.1						
Avg. Dist. to Rail [m]	1.6	1.2	0.9	1.3	3.3	4.0	5.6						
Avg. Stride Freq. [Hz]	2.4	2.4	2.4	2.5	2.5	2.6	2.5						
Avg. Stride Length [m]	6.7	6.7	6.7	6.9	7.0	7.2	6.9						



[] Ranking at each section and finish
-.-.- No data available at this section
NA No data available



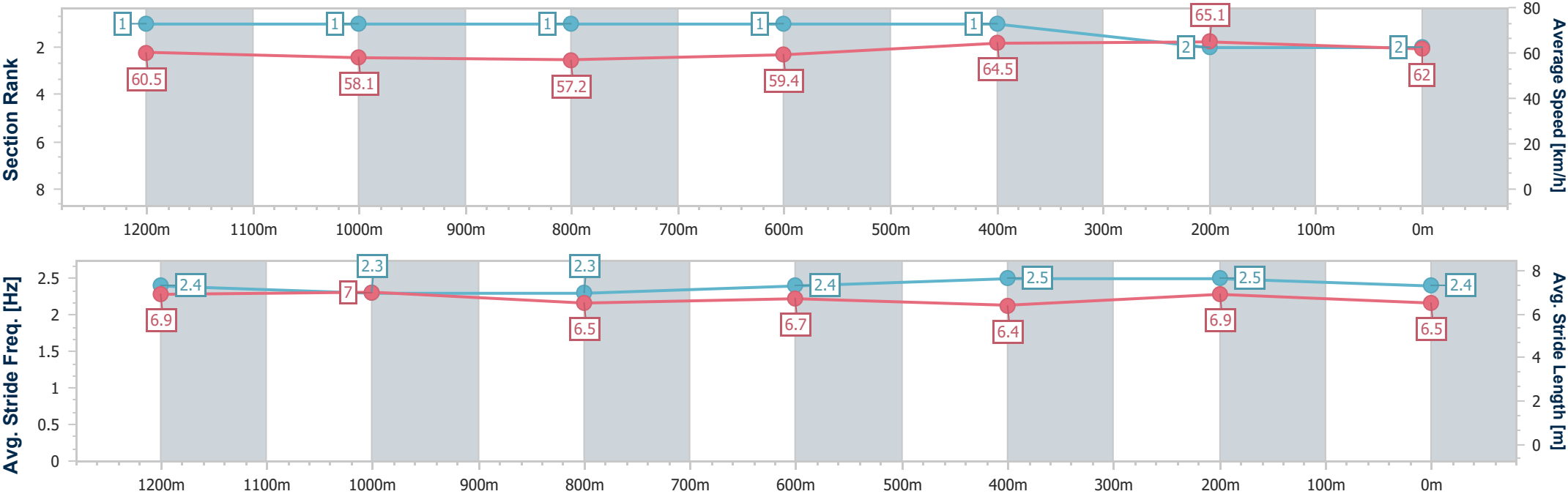
Horse/Jockey Name	Grey Impact
Final Rank	2
Fastest Section Time (Section)	0:11.05 (400m)
Top Speed [km/h] (Section)	66.2 (600m)
Race State	Finished



RockhamptonProfessional
Race 2: TAB BM65 Handicap - 1400m
17 February 2026 - 15:12
Track Rating: Soft 6, Weather: Showers, Rail Position: +3.5M Entire



Section	Overall	1200m	1000m	800m	600m	400m	200m						
Section Times	1:23.80 [2] (0:12.92)	1:10.88 [1] (0:12.33)	0:58.55 [1] (0:12.45)	0:46.10 [1] (0:12.23)	0:33.87 [1] (0:11.18)	0:22.69 [1] (0:11.05)	0:11.64 [2] (0:11.64)						
Average Speed [km/h]	60.5	58.1	57.2	59.4	64.5	65.1	62.0						
Top Speed [km/h]	62.0	59.9	58.3	61.1	66.2	66.1	64.0						
Avg. Dist. to Rail [m]	3.7	1.9	1.9	1.6	2.6	2.6	3.2						
Avg. Stride Freq. [Hz]	2.4	2.3	2.3	2.4	2.5	2.5	2.4						
Avg. Stride Length [m]	6.9	7.0	6.5	6.7	6.4	6.9	6.5						





Horse/Jockey Name	Maikrow
Final Rank	3
Fastest Section Time (Section)	0:10.89 (400m)
Top Speed [km/h] (Section)	67.2 (400m)
Race State	Finished

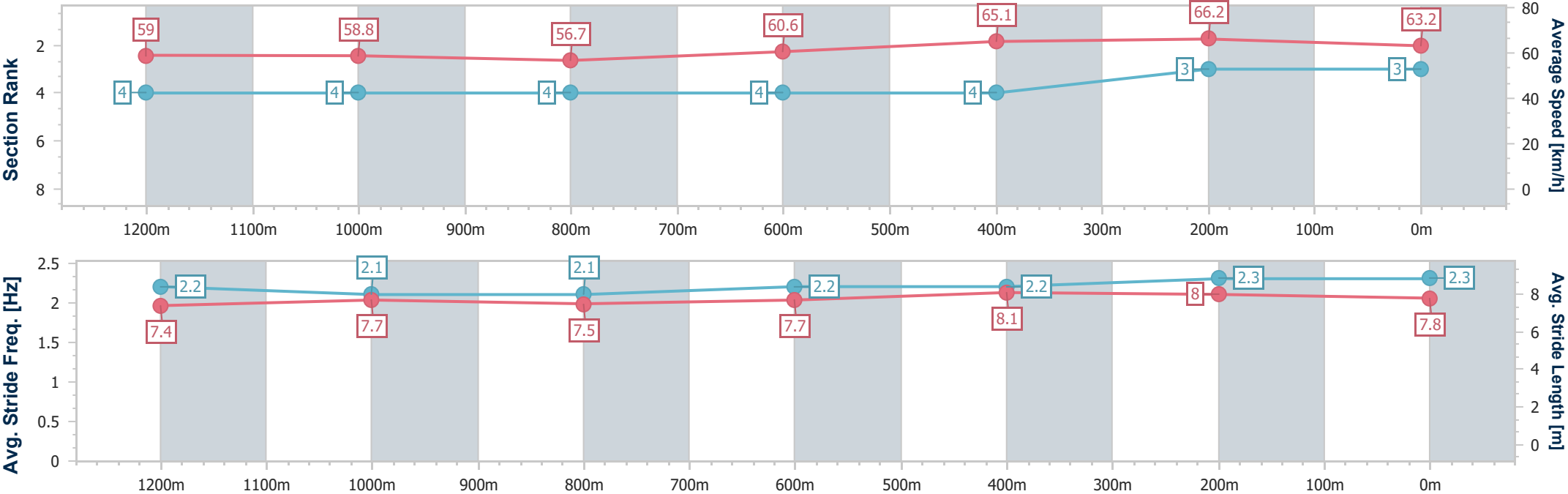


RockhamptonProfessional
Race 2: TAB BM65 Handicap - 1400m
17 February 2026 - 15:12



Track Rating: Soft 6, Weather: Showers, Rail Position: +3.5M Entire

Section	Overall	1200m	1000m	800m	600m	400m	200m						
Section Times	1:23.85 [3] (0:13.50)	1:10.35 [4] (0:12.24)	0:58.11 [4] (0:12.65)	0:45.46 [4] (0:12.07)	0:33.39 [4] (0:11.06)	0:22.33 [4] (0:10.89)	0:11.44 [3] (0:11.44)						
Average Speed [km/h]	59.0	58.8	56.7	60.6	65.1	66.2	63.2						
Top Speed [km/h]	61.7	61.6	58.7	62.5	66.8	67.2	65.7						
Avg. Dist. to Rail [m]	1.7	0.5	0.7	1.8	4.6	5.5	5.5						
Avg. Stride Freq. [Hz]	2.2	2.1	2.1	2.2	2.2	2.3	2.3						
Avg. Stride Length [m]	7.4	7.7	7.5	7.7	8.1	8.0	7.8						





Horse/Jockey Name	Peaking Tom
Final Rank	4
Fastest Section Time (Section)	0:11.11 (600m)
Top Speed [km/h] (Section)	66.1 (600m)
Race State	Finished

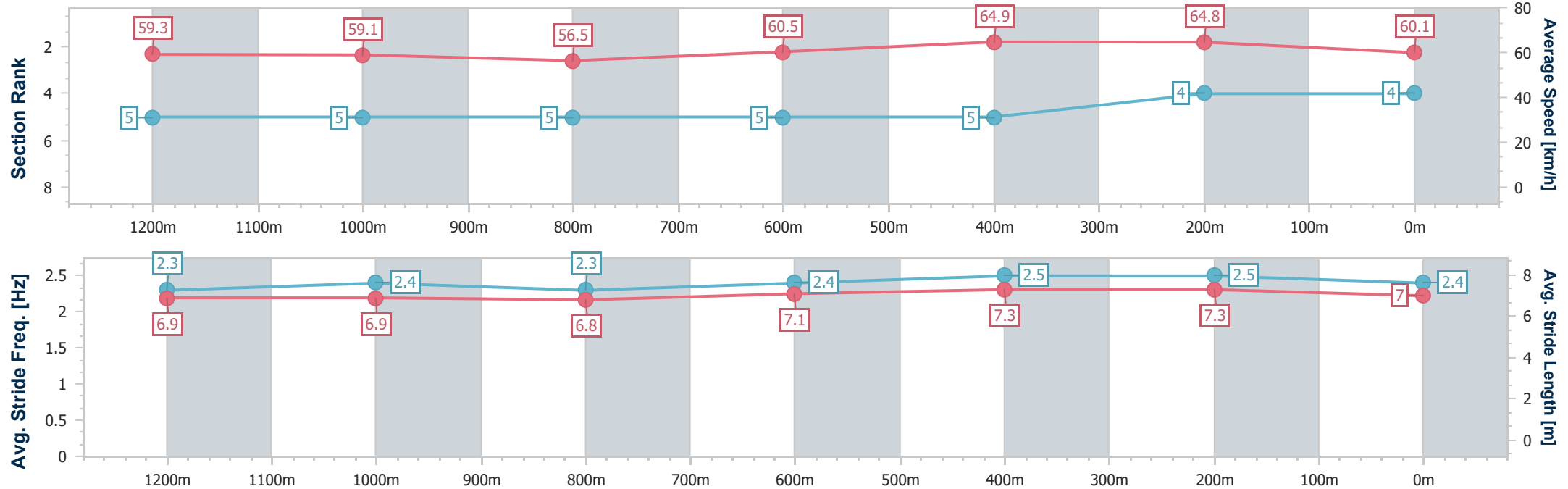


RockhamptonProfessional
Race 2: TAB BM65 Handicap - 1400m
17 February 2026 - 15:12



Track Rating: Soft 6, Weather: Showers, Rail Position: +3.5M Entire

Section	Overall	1200m	1000m	800m	600m	400m	200m						
Section Times	1:24.89 [4] (0:13.78)	1:11.11 [5] (0:12.17)	0:58.94 [5] (0:12.66)	0:46.28 [5] (0:12.04)	0:34.24 [5] (0:11.11)	0:23.13 [5] (0:11.11)	0:12.02 [4] (0:12.02)						
Average Speed [km/h]	59.3	59.1	56.5	60.5	64.9	64.8	60.1						
Top Speed [km/h]	63.2	63.1	58.6	63.2	66.1	66.1	63.3						
Avg. Dist. to Rail [m]	2.8	1.0	1.1	1.5	3.0	2.3	2.9						
Avg. Stride Freq. [Hz]	2.3	2.4	2.3	2.4	2.5	2.5	2.4						
Avg. Stride Length [m]	6.9	6.9	6.8	7.1	7.3	7.3	7.0						





Horse/Jockey Name	Star Chance
Final Rank	5
Fastest Section Time (Section)	0:11.29 (600m)
Top Speed [km/h] (Section)	64.6 (600m)
Race State	Finished

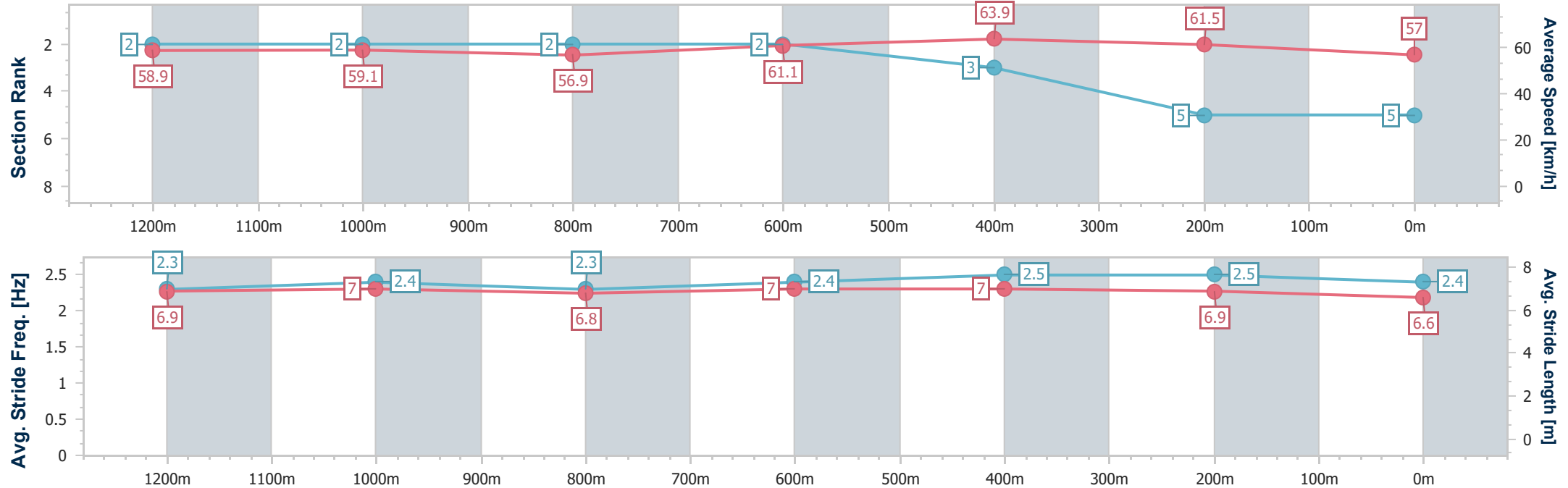


RockhamptonProfessional
Race 2: TAB BM65 Handicap - 1400m
17 February 2026 - 15:12



Track Rating: Soft 6, Weather: Showers, Rail Position: +3.5M Entire

Section	Overall	1200m	1000m	800m	600m	400m	200m						
Section Times	1:25.72 [5] (0:13.30)	1:12.42 [2] (0:12.16)	1:00.26 [2] (0:12.62)	0:47.64 [2] (0:11.96)	0:35.68 [2] (0:11.29)	0:24.39 [3] (0:11.72)	0:12.67 [5] (0:12.67)						
Average Speed [km/h]	58.9	59.1	56.9	61.1	63.9	61.5	57.0						
Top Speed [km/h]	61.7	61.8	58.6	62.3	64.6	64.1	60.1						
Avg. Dist. to Rail [m]	2.6	0.5	0.5	2.0	4.2	4.0	4.5						
Avg. Stride Freq. [Hz]	2.3	2.4	2.3	2.4	2.5	2.5	2.4						
Avg. Stride Length [m]	6.9	7.0	6.8	7.0	7.0	6.9	6.6						





Rockhampton Professional

Race 3: MILNER CONSTRUCTIONS BM60 Handicap - 1050m

17 February 2026 - 15:47



Track Rating: Soft 6, Weather: Showers, Rail Position: +3.5m Entire

Section		Overall				1000m	800m	600m	400m	200m	Last 600m		
Field Times		1:00.36 (0:03.71)				0:56.65 (0:11.28)	0:45.37 (0:11.35)	0:34.02 (0:11.08)	0:22.94 (0:11.07)	0:11.87 (0:11.87)	0:34.02		
Rank	TAB	Horse/Jockey	Barrier	Top Speed [km/h]	Fastest Section						Margin	Distance Travelled [m]	
1	6	ELECTRIC BRAE	1	68.6	0:03.80	1:00.36 [1]	0:56.56 [2]	0:45.14 [4]	0:33.63 [4]	0:22.73 [4]	0:11.64 [5]	1:00.36	0:33.63
		Tom Orr		600m	Overall	(0:03.80)	(0:11.42)	(0:11.51)	(0:10.90)	(0:11.09)	(0:11.64)		
2	2	COBBO	3	67.6	0:03.71	1:00.38 [2]	0:56.67 [1]	0:45.39 [1]	0:33.82 [2]	0:22.87 [3]	0:11.89 [2]	0.16L	0:33.82
		Raul Silvera Olivera		600m	Overall	(0:03.71)	(0:11.28)	(0:11.57)	(0:10.95)	(0:10.98)	(0:11.89)		+4
3	4	DETERMINATION	2	67.4	0:04.06	1:00.42 [3]	0:56.36 [6]	0:44.95 [5]	0:33.60 [5]	0:22.67 [5]	0:11.78 [4]	0.36L	0:33.60
		Warwick Satherley		600m	Overall	(0:04.06)	(0:11.41)	(0:11.35)	(0:10.93)	(0:10.89)	(0:11.78)		+2
4	1	LA PETITE MAISON	4	67.5	0:03.87	1:00.59 [4]	0:56.72 [4]	0:45.44 [3]	0:33.97 [3]	0:23.09 [2]	0:12.10 [1]	1.39L	0:33.97
		Ryan Wiggins		800m	Overall	(0:03.87)	(0:11.28)	(0:11.47)	(0:10.88)	(0:10.99)	(0:12.10)		+9
5	9	CRYPTIC PRISM	5	66.6	0:03.83	1:00.85 [5]	0:57.02 [3]	0:45.83 [2]	0:34.51 [1]	0:23.43 [1]	0:12.34 [3]	2.92L	0:34.51
		Chris McIver		1000m	Overall	(0:03.83)	(0:11.19)	(0:11.32)	(0:11.08)	(0:11.09)	(0:12.34)		+3
6	7	HARD TO DISMISS	6	67.2	0:03.94	1:01.77 [6]	0:57.83 [5]	0:46.22 [6]	0:34.86 [6]	0:23.93 [6]	0:12.73 [6]	8.34L	0:34.86
		Gabrielle Semmens		600m	Overall	(0:03.94)	(0:11.61)	(0:11.36)	(0:10.93)	(0:11.20)	(0:12.73)		+9

Scratched: Limero (#3), Ceekay's Choice (#5), Rum Rumble (#8), Craiglea Merida (#10)



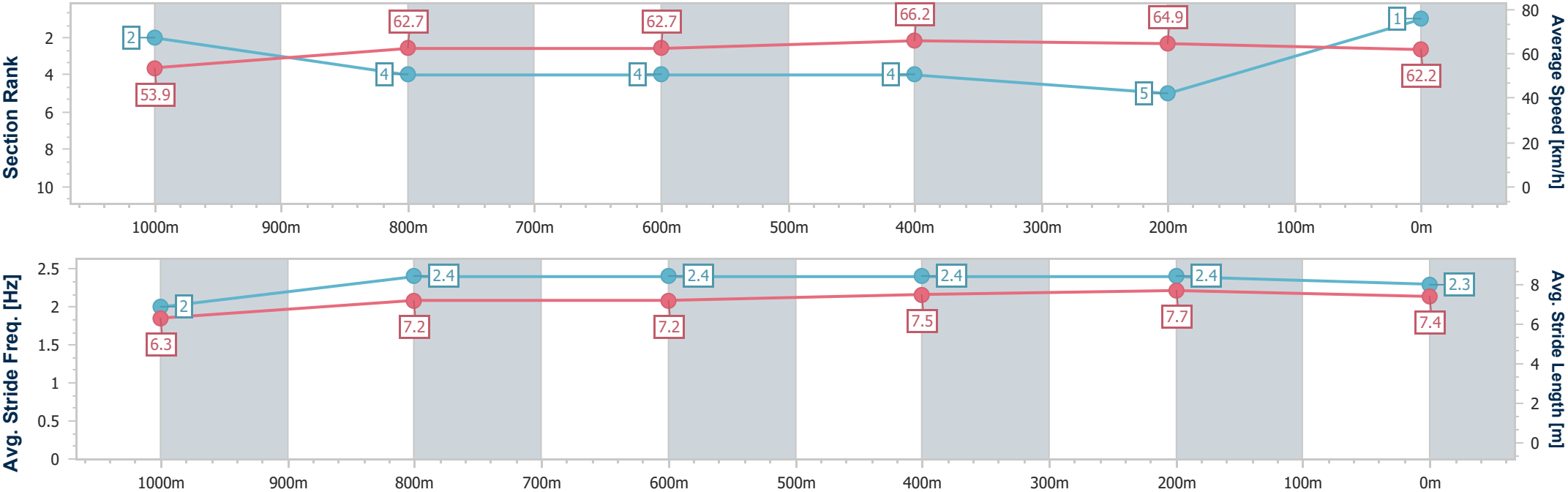
Horse/Jockey Name	Electric Brae
Final Rank	1
Fastest Section Time (Section)	0:03.80 (Overall)
Top Speed [km/h] (Section)	68.6 (600m)
Race State	Finished



RockhamptonProfessional
Race 3: MILNER CONSTRUCTIONS BM60 Handicap - 1050m
17 February 2026 - 15:47
Track Rating: Soft 6, Weather: Showers, Rail Position: +3.5m Entire



Section	Overall	1000m	800m	600m	400m	200m								
Section Times	1:00.36 [1] (0:03.80)	0:56.56 [2] (0:11.42)	0:45.14 [4] (0:11.51)	0:33.63 [4] (0:10.90)	0:22.73 [4] (0:11.09)	0:11.64 [5] (0:11.64)								
Average Speed [km/h]	53.9	62.7	62.7	66.2	64.9	62.2								
Top Speed [km/h]	55.7	64.9	65.0	68.6	67.9	64.3								
Avg. Dist. to Rail [m]	1.6	0.6	0.6	2.1	2.8	3.2								
Avg. Stride Freq. [Hz]	2.0	2.4	2.4	2.4	2.4	2.3								
Avg. Stride Length [m]	6.3	7.2	7.2	7.5	7.7	7.4								





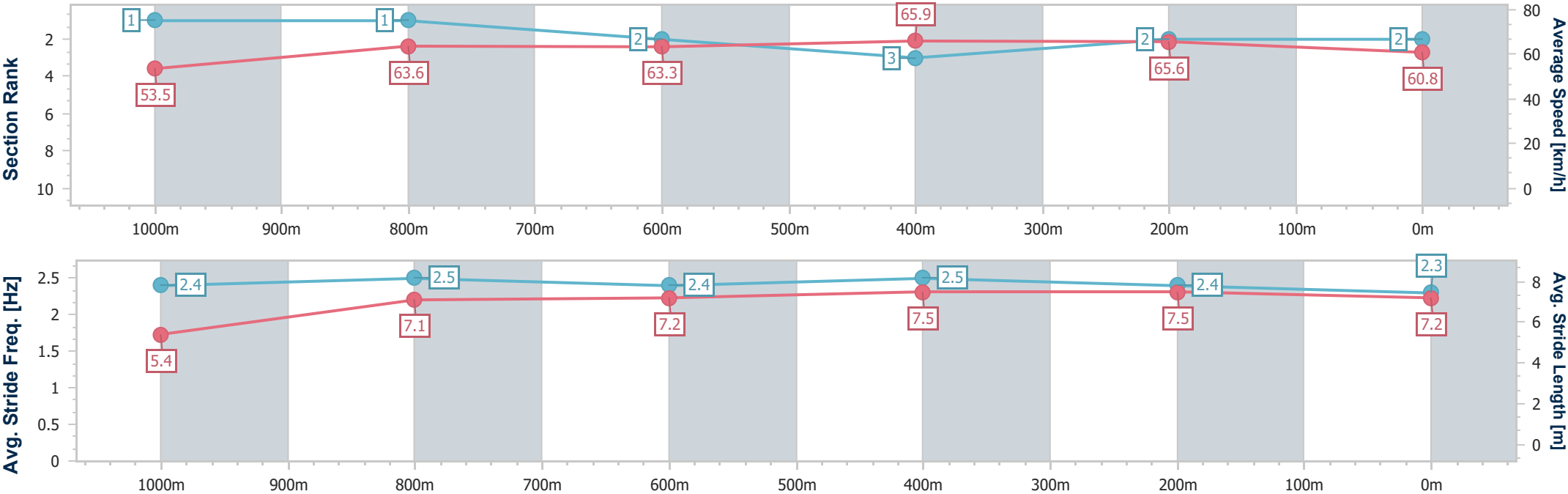
Horse/Jockey Name	Cobbo
Final Rank	2
Fastest Section Time (Section)	0:03.71 (Overall)
Top Speed [km/h] (Section)	67.6 (600m)
Race State	Finished



RockhamptonProfessional
Race 3: MILNER CONSTRUCTIONS BM60 Handicap - 1050m
17 February 2026 - 15:47
Track Rating: Soft 6, Weather: Showers, Rail Position: +3.5m Entire



Section	Overall	1000m	800m	600m	400m	200m								
Section Times	1:00.38 [2] (0:03.71)	0:56.67 [1] (0:11.28)	0:45.39 [1] (0:11.57)	0:33.82 [2] (0:10.95)	0:22.87 [3] (0:10.98)	0:11.89 [2] (0:11.89)								
Average Speed [km/h]	53.5	63.6	63.3	65.9	65.6	60.8								
Top Speed [km/h]	57.0	66.2	65.0	67.6	67.3	65.2								
Avg. Dist. to Rail [m]	3.6	0.7	1.8	2.2	2.6	3.3								
Avg. Stride Freq. [Hz]	2.4	2.5	2.4	2.5	2.4	2.3								
Avg. Stride Length [m]	5.4	7.1	7.2	7.5	7.5	7.2								





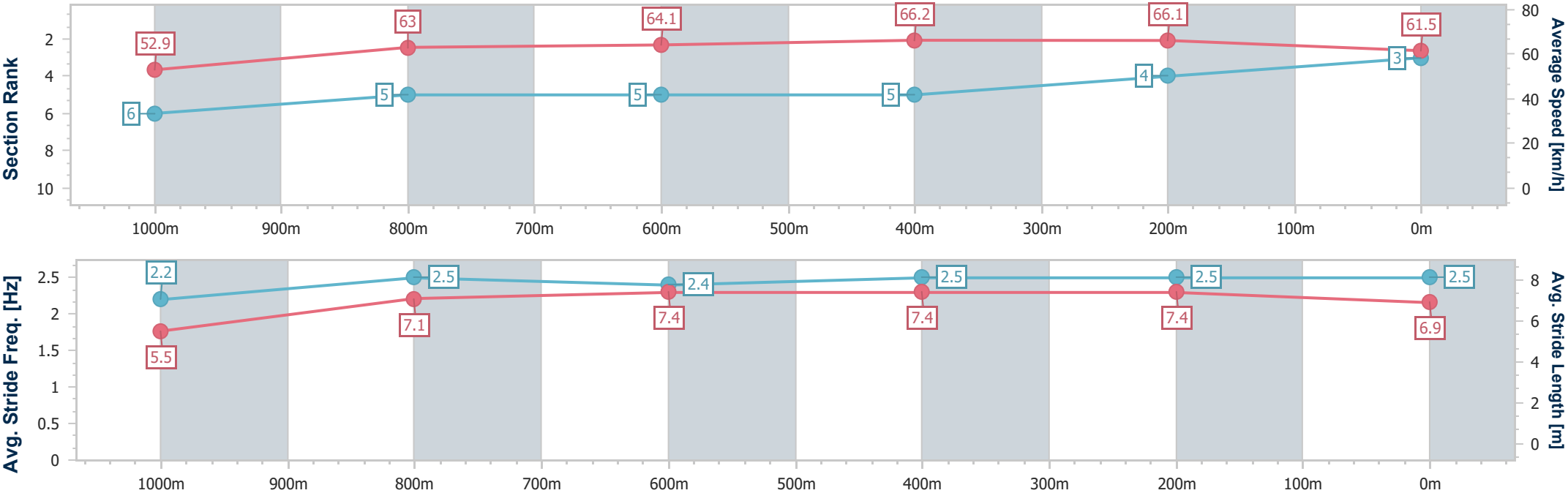
Horse/Jockey Name	Determination
Final Rank	3
Fastest Section Time (Section)	0:04.06 (Overall)
Top Speed [km/h] (Section)	67.4 (600m)
Race State	Finished



RockhamptonProfessional
Race 3: MILNER CONSTRUCTIONS BM60 Handicap - 1050m
17 February 2026 - 15:47
Track Rating: Soft 6, Weather: Showers, Rail Position: +3.5m Entire



Section	Overall	1000m	800m	600m	400m	200m								
Section Times	1:00.42 [3] (0:04.06)	0:56.36 [6] (0:11.41)	0:44.95 [5] (0:11.35)	0:33.60 [5] (0:10.93)	0:22.67 [5] (0:10.89)	0:11.78 [4] (0:11.78)								
Average Speed [km/h]	52.9	63.0	64.1	66.2	66.1	61.5								
Top Speed [km/h]	56.9	65.0	65.6	67.4	66.8	65.3								
Avg. Dist. to Rail [m]	2.1	0.7	1.4	3.4	4.6	6.4								
Avg. Stride Freq. [Hz]	2.2	2.5	2.4	2.5	2.5	2.5								
Avg. Stride Length [m]	5.5	7.1	7.4	7.4	7.4	6.9								





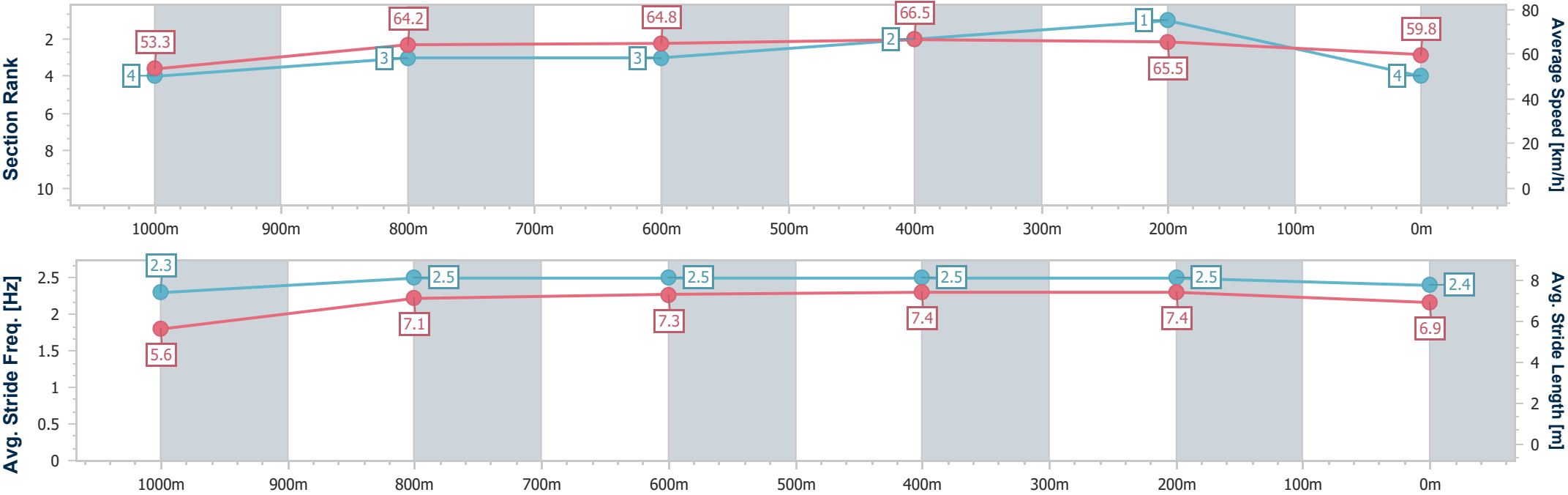
Horse/Jockey Name	La Petite Maison
Final Rank	4
Fastest Section Time (Section)	0:03.87 (Overall)
Top Speed [km/h] (Section)	67.5 (800m)
Race State	Finished



RockhamptonProfessional
Race 3: MILNER CONSTRUCTIONS BM60 Handicap - 1050m
17 February 2026 - 15:47
Track Rating: Soft 6, Weather: Showers, Rail Position: +3.5m Entire



Section	Overall	1000m	800m	600m	400m	200m								
Section Times	1:00.59 [4] (0:03.87)	0:56.72 [4] (0:11.28)	0:45.44 [3] (0:11.47)	0:33.97 [3] (0:10.88)	0:23.09 [2] (0:10.99)	0:12.10 [1] (0:12.10)								
Average Speed [km/h]	53.3	64.2	64.8	66.5	65.5	59.8								
Top Speed [km/h]	57.4	67.2	67.5	67.2	66.7	62.5								
Avg. Dist. to Rail [m]	5.3	1.0	3.7	4.6	4.9	6.1								
Avg. Stride Freq. [Hz]	2.3	2.5	2.5	2.5	2.5	2.4								
Avg. Stride Length [m]	5.6	7.1	7.3	7.4	7.4	6.9								





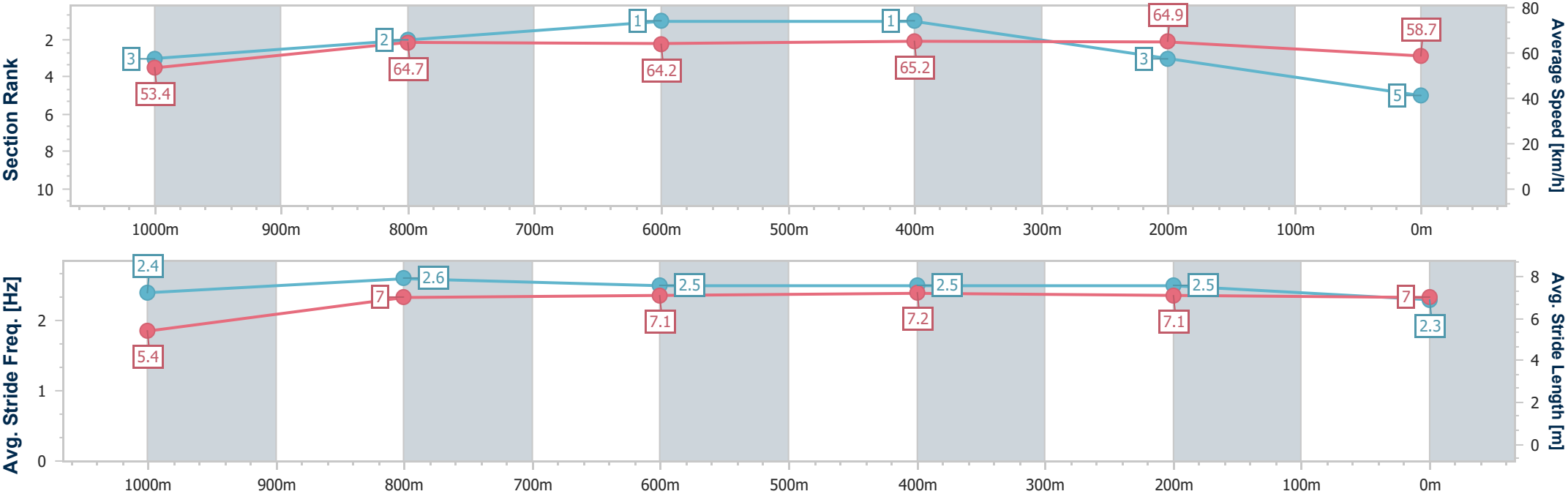
Horse/Jockey Name	Cryptic Prism
Final Rank	5
Fastest Section Time (Section)	0:03.83 (Overall)
Top Speed [km/h] (Section)	66.6 (1000m)
Race State	Finished



RockhamptonProfessional
Race 3: MILNER CONSTRUCTIONS BM60 Handicap - 1050m
17 February 2026 - 15:47
Track Rating: Soft 6, Weather: Showers, Rail Position: +3.5m Entire



Section	Overall	1000m	800m	600m	400m	200m								
Section Times	1:00.85 [5] (0:03.83)	0:57.02 [3] (0:11.19)	0:45.83 [2] (0:11.32)	0:34.51 [1] (0:11.08)	0:23.43 [1] (0:11.09)	0:12.34 [3] (0:12.34)								
Average Speed [km/h]	53.4	64.7	64.2	65.2	64.9	58.7								
Top Speed [km/h]	57.4	66.6	66.4	66.4	66.5	62.7								
Avg. Dist. to Rail [m]	6.3	1.4	1.0	2.1	2.4	3.0								
Avg. Stride Freq. [Hz]	2.4	2.6	2.5	2.5	2.5	2.3								
Avg. Stride Length [m]	5.4	7.0	7.1	7.2	7.1	7.0								





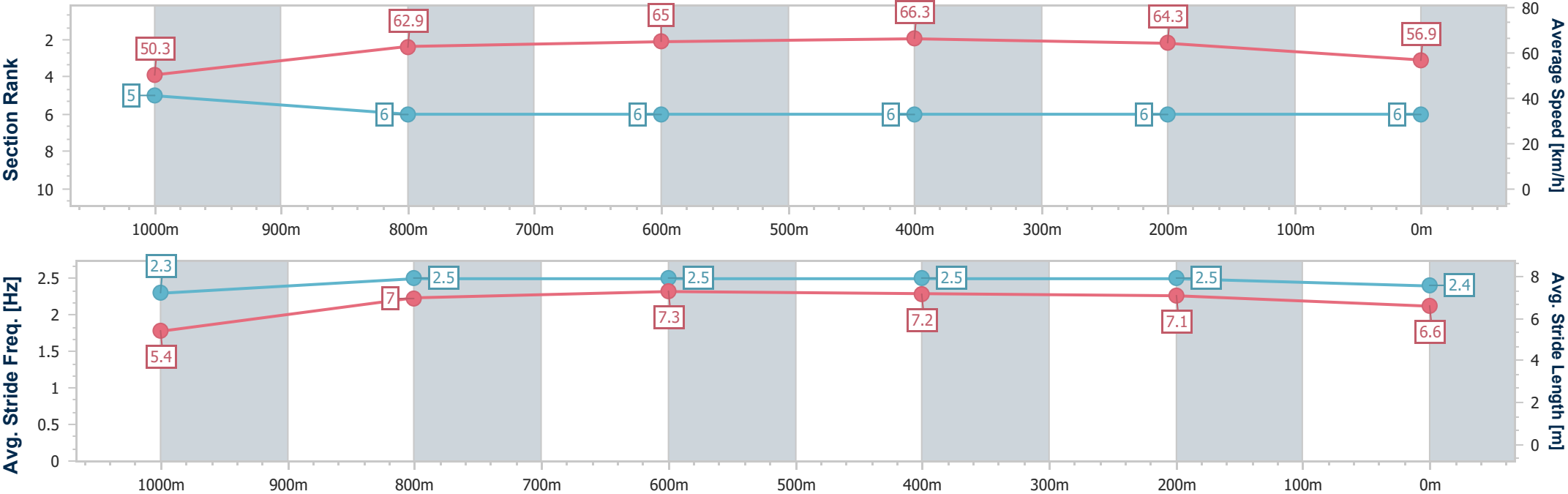
Horse/Jockey Name	Hard To Dismiss
Final Rank	6
Fastest Section Time (Section)	0:03.94 (Overall)
Top Speed [km/h] (Section)	67.2 (600m)
Race State	Finished



RockhamptonProfessional
Race 3: MILNER CONSTRUCTIONS BM60 Handicap - 1050m
17 February 2026 - 15:47
Track Rating: Soft 6, Weather: Showers, Rail Position: +3.5m Entire



Section	Overall	1000m	800m	600m	400m	200m								
Section Times	1:01.77 [6] (0:03.94)	0:57.83 [5] (0:11.61)	0:46.22 [6] (0:11.36)	0:34.86 [6] (0:10.93)	0:23.93 [6] (0:11.20)	0:12.73 [6] (0:12.73)								
Average Speed [km/h]	50.3	62.9	65.0	66.3	64.3	56.9								
Top Speed [km/h]	53.1	66.0	65.7	67.2	66.9	61.3								
Avg. Dist. to Rail [m]	7.6	2.2	2.8	5.5	7.6	8.4								
Avg. Stride Freq. [Hz]	2.3	2.5	2.5	2.5	2.5	2.4								
Avg. Stride Length [m]	5.4	7.0	7.3	7.2	7.1	6.6								





Rockhampton Professional

Race 4: RED LION HOTEL Maiden Handicap (QTIS bonuses applicable for 2&3YO ONLY) - 1200m

17 February 2026 - 16:27



Track Rating: Soft 6, Weather: Showers, Rail Position: +3.5m Entire

Section						Overall	1000m	800m	600m	400m	200m	Last 600m	
Field Times						1:10.37 (0:13.02)	0:57.35 (0:11.08)	0:46.27 (0:11.76)	0:34.51 (0:11.22)	0:23.29 (0:11.50)	0:11.79 (0:11.79)	0:34.51	
Rank	TAB	Horse/Jockey	Barrier	Top Speed [km/h]	Fastest Section							Margin	Distance Travelled [m]
1	9	BADLIFEDECISION	2	65.9	0:11.10	1:10.37 [1]	0:57.06 [4]	0:45.96 [4]	0:34.36 [3]	0:23.07 [3]	0:11.69 [2]	1:10.37	0:34.36
		Warwick Satherley		1000m	1000m	(0:13.31)	(0:11.10)	(0:11.60)	(0:11.29)	(0:11.38)	(0:11.69)		
2	1	BOLD CHANGE	4	65.8	0:11.17	1:10.60 [2]	0:57.14 [7]	0:45.97 [7]	0:34.40 [6]	0:23.07 [7]	0:11.81 [5]	1.36L	0:34.40 +1
		Ryan Wiggins		1000m	1000m	(0:13.46)	(0:11.17)	(0:11.57)	(0:11.33)	(0:11.26)	(0:11.81)		
3	4	AUTUMN GALE	6	66.2	0:11.11	1:10.63 [3]	0:57.29 [5]	0:46.18 [5]	0:34.37 [7]	0:23.13 [6]	0:11.95 [3]	1.55L	0:34.37 +2
		Raul Silvera Olivera		1000m	1000m	(0:13.34)	(0:11.11)	(0:11.81)	(0:11.24)	(0:11.18)	(0:11.95)		
4	10	LEICA FLAMINGO	3	66.3	0:11.16	1:10.64 [4]	0:57.47 [3]	0:46.31 [3]	0:34.58 [4]	0:23.18 [5]	0:11.87 [4]	1.6L	0:34.58 +0
		Chris McIver		Overall	1000m	(0:13.17)	(0:11.16)	(0:11.73)	(0:11.40)	(0:11.31)	(0:11.87)		
5	12	WHENHARRY METELSIE	1	67.1	0:11.08	1:10.75 [5]	0:57.73 [1]	0:46.65 [1]	0:34.89 [2]	0:23.67 [1]	0:12.17 [1]	2.24L	0:34.89 -1
		Tahlia Fenlon		1000m	1000m	(0:13.02)	(0:11.08)	(0:11.76)	(0:11.22)	(0:11.50)	(0:12.17)		
6	3	PROVISEUR	8	67.4	0:11.08	1:10.86 [6]	0:57.07 [9]	0:45.99 [8]	0:34.33 [8]	0:23.06 [8]	0:11.87 [7]	2.91L	0:34.33 +0
		Tom Orr		1000m	1000m	(0:13.79)	(0:11.08)	(0:11.66)	(0:11.27)	(0:11.19)	(0:11.87)		
7	5	SUMICH	5	65.5	0:11.25	1:11.13 [7]	0:57.60 [8]	0:46.25 [9]	0:34.56 [9]	0:23.24 [9]	0:11.99 [8]	4.5L	0:34.56 +5
		McKenzie Apel		400m	400m	(0:13.53)	(0:11.35)	(0:11.69)	(0:11.32)	(0:11.25)	(0:11.99)		
8	6	ANTHROPOLOGY	9	68.6	0:11.04	1:12.13 [8]	0:59.04 [2]	0:48.00 [2]	0:36.27 [1]	0:24.94 [2]	0:13.28 [6]	10.35L	0:36.27 +2
		Ron Stewart		1000m	1000m	(0:13.09)	(0:11.04)	(0:11.73)	(0:11.33)	(0:11.66)	(0:13.28)		
9	11	LUNA READY	7	68.0	0:11.05	1:12.77 [9]	0:59.33 [6]	0:48.28 [6]	0:36.70 [5]	0:25.42 [4]	0:13.52 [9]	14.17L	0:36.70 +7
		Cody Collis		1000m	1000m	(0:13.44)	(0:11.05)	(0:11.58)	(0:11.28)	(0:11.90)	(0:13.52)		

Scratched: Bush Battle (#7), Eraja (#2), Villandry (#8)



Horse/Jockey Name	Badlifedecision
Final Rank	1
Fastest Section Time (Section)	0:11.10 (1000m)
Top Speed [km/h] (Section)	65.9 (1000m)
Race State	Finished



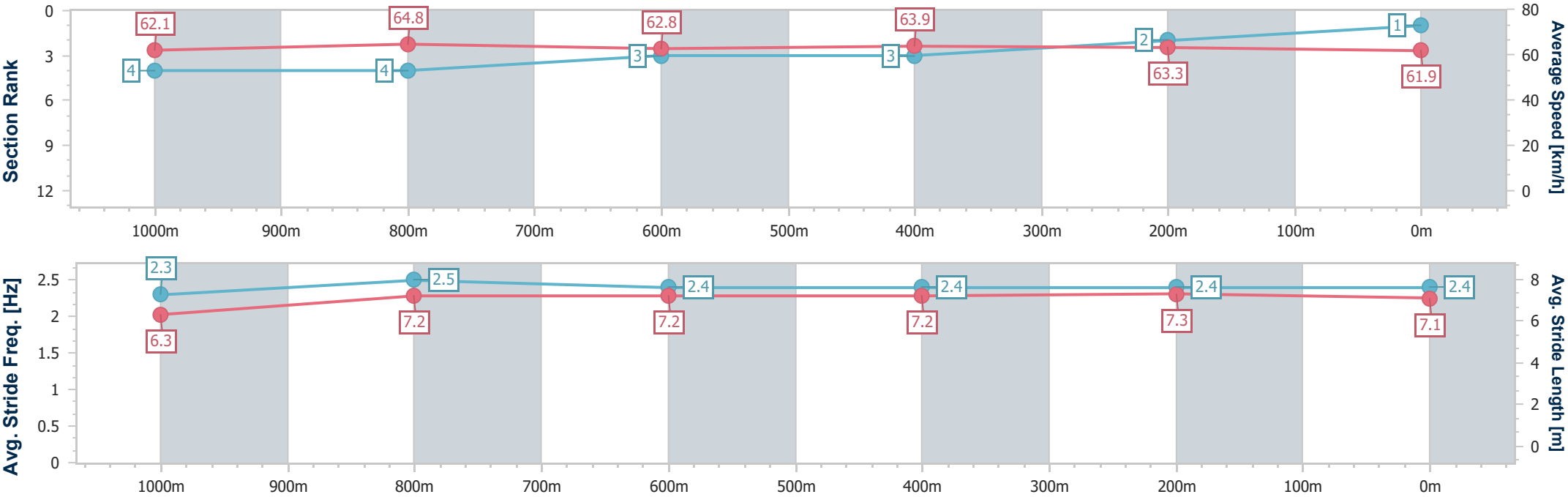
RockhamptonProfessional
Race 4: RED LION HOTEL Maiden Handicap (QTIS bonuses applicable for 2&3YO ONLY) - 1200m

17 February 2026 - 16:27



Track Rating: Soft 6, Weather: Showers, Rail Position: +3.5m Entire

Section	Overall	1000m	800m	600m	400m	200m							
Section Times	1:10.37 [1] (0:13.31)	0:57.06 [4] (0:11.10)	0:45.96 [4] (0:11.60)	0:34.36 [3] (0:11.29)	0:23.07 [3] (0:11.38)	0:11.69 [2] (0:11.69)							
Average Speed [km/h]	62.1	64.8	62.8	63.9	63.3	61.9							
Top Speed [km/h]	65.6	65.9	63.7	65.3	64.9	63.7							
Avg. Dist. to Rail [m]	2.2	0.4	1.6	3.1	3.7	4.0							
Avg. Stride Freq. [Hz]	2.3	2.5	2.4	2.4	2.4	2.4							
Avg. Stride Length [m]	6.3	7.2	7.2	7.2	7.3	7.1							





Horse/Jockey Name	Bold Change
Final Rank	2
Fastest Section Time (Section)	0:11.17 (1000m)
Top Speed [km/h] (Section)	65.8 (1000m)
Race State	Finished



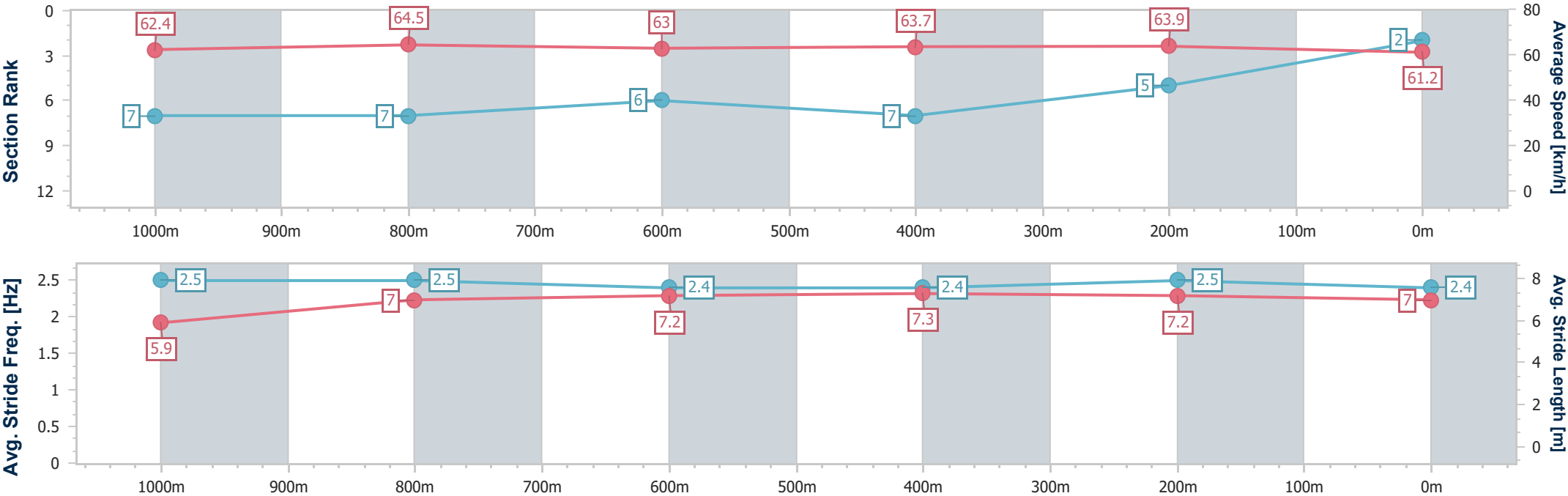
RockhamptonProfessional
Race 4: RED LION HOTEL Maiden Handicap (QTIS bonuses applicable for 2&3YO ONLY) - 1200m

17 February 2026 - 16:27



Track Rating: Soft 6, Weather: Showers, Rail Position: +3.5m Entire

Section	Overall	1000m	800m	600m	400m	200m							
Section Times	1:10.60 [2] (0:13.46)	0:57.14 [7] (0:11.17)	0:45.97 [7] (0:11.57)	0:34.40 [6] (0:11.33)	0:23.07 [7] (0:11.26)	0:11.81 [5] (0:11.81)							
Average Speed [km/h]	62.4	64.5	63.0	63.7	63.9	61.2							
Top Speed [km/h]	65.8	65.8	63.7	65.6	65.5	61.9							
Avg. Dist. to Rail [m]	2.8	0.2	1.5	2.7	3.0	3.7							
Avg. Stride Freq. [Hz]	2.5	2.5	2.4	2.4	2.5	2.4							
Avg. Stride Length [m]	5.9	7.0	7.2	7.3	7.2	7.0							





Horse/Jockey Name	Autumn Gale
Final Rank	3
Fastest Section Time (Section)	0:11.11 (1000m)
Top Speed [km/h] (Section)	66.2 (1000m)
Race State	Finished



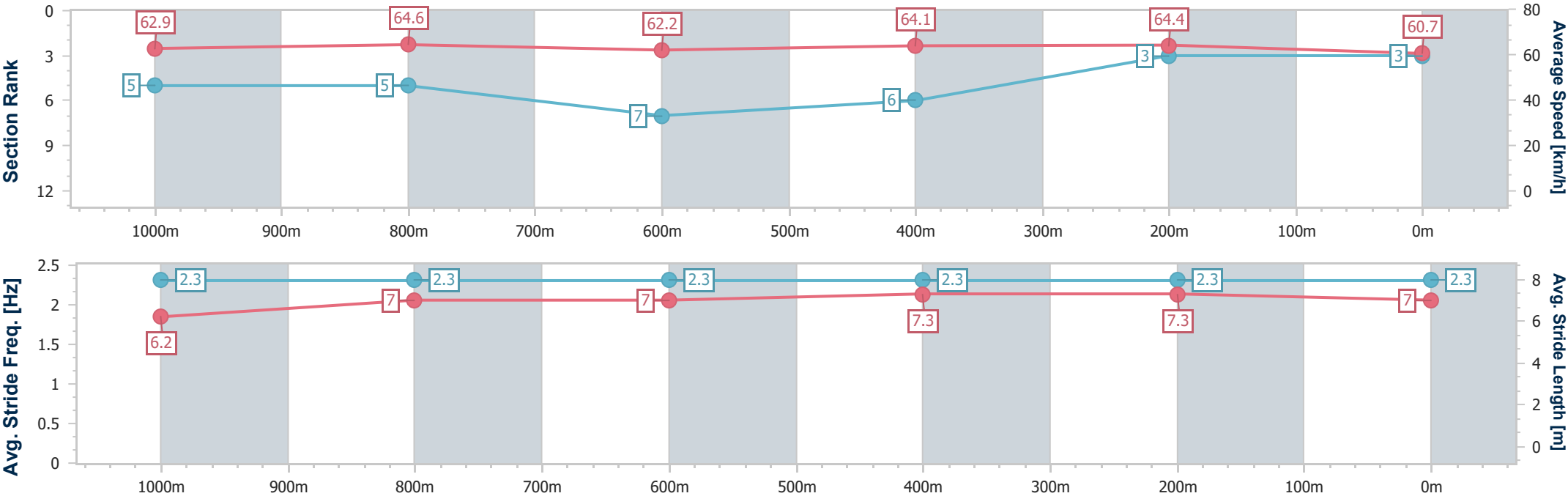
RockhamptonProfessional
Race 4: RED LION HOTEL Maiden Handicap (QTIS bonuses
applicable for 2&3YO ONLY) - 1200m

17 February 2026 - 16:27



Track Rating: Soft 6, Weather: Showers, Rail Position: +3.5m Entire

Section	Overall	1000m	800m	600m	400m	200m							
Section Times	1:10.63 [3] (0:13.34)	0:57.29 [5] (0:11.11)	0:46.18 [5] (0:11.81)	0:34.37 [7] (0:11.24)	0:23.13 [6] (0:11.18)	0:11.95 [3] (0:11.95)							
Average Speed [km/h]	62.9	64.6	62.2	64.1	64.4	60.7							
Top Speed [km/h]	65.8	66.2	63.4	65.2	65.2	63.3							
Avg. Dist. to Rail [m]	5.2	0.3	2.3	4.7	6.9	8.8							
Avg. Stride Freq. [Hz]	2.3	2.3	2.3	2.3	2.3	2.3							
Avg. Stride Length [m]	6.2	7.0	7.0	7.3	7.3	7.0							





Horse/Jockey Name	Leica Flamingo
Final Rank	4
Fastest Section Time (Section)	0:11.16 (1000m)
Top Speed [km/h] (Section)	66.3 (Overall)
Race State	Finished



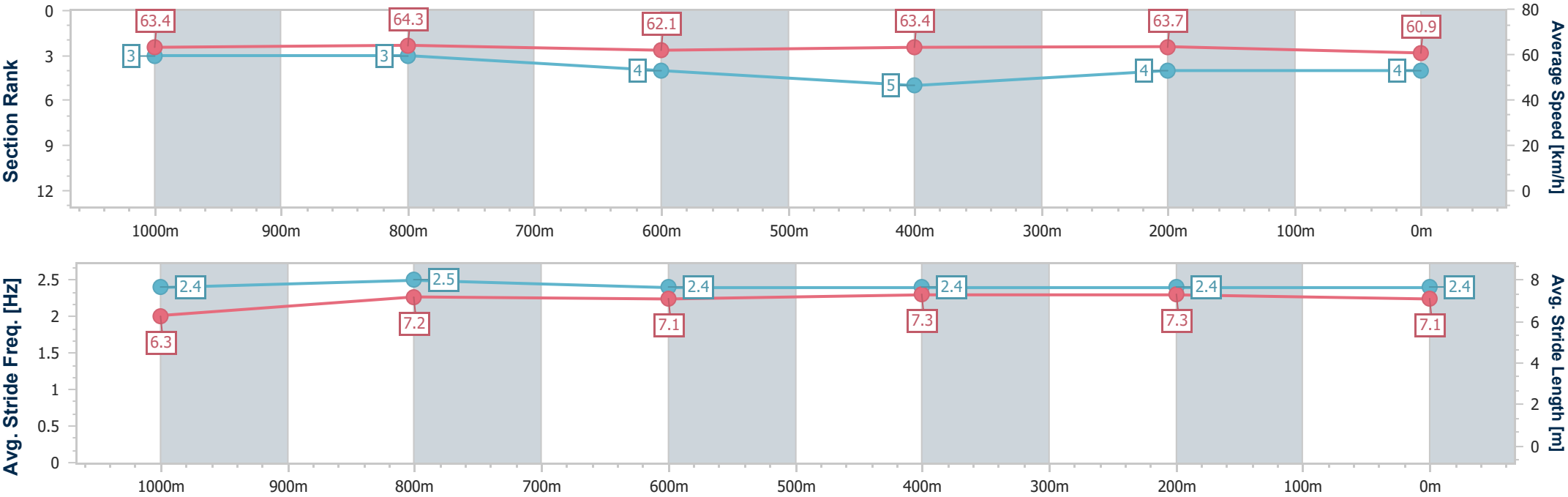
RockhamptonProfessional
Race 4: RED LION HOTEL Maiden Handicap (QTIS bonuses applicable for 2&3YO ONLY) - 1200m

17 February 2026 - 16:27



Track Rating: Soft 6, Weather: Showers, Rail Position: +3.5m Entire

Section	Overall	1000m	800m	600m	400m	200m								
Section Times	1:10.64 [4] (0:13.17)	0:57.47 [3] (0:11.16)	0:46.31 [3] (0:11.73)	0:34.58 [4] (0:11.40)	0:23.18 [5] (0:11.31)	0:11.87 [4] (0:11.87)								
Average Speed [km/h]	63.4	64.3	62.1	63.4	63.7	60.9								
Top Speed [km/h]	66.3	66.3	62.9	64.4	64.2	63.0								
Avg. Dist. to Rail [m]	2.2	0.6	1.6	3.5	4.9	6.5								
Avg. Stride Freq. [Hz]	2.4	2.5	2.4	2.4	2.4	2.4								
Avg. Stride Length [m]	6.3	7.2	7.1	7.3	7.3	7.1								





Horse/Jockey Name	Whenharry Metelsie
Final Rank	5
Fastest Section Time (Section)	0:11.08 (1000m)
Top Speed [km/h] (Section)	67.1 (1000m)
Race State	Finished



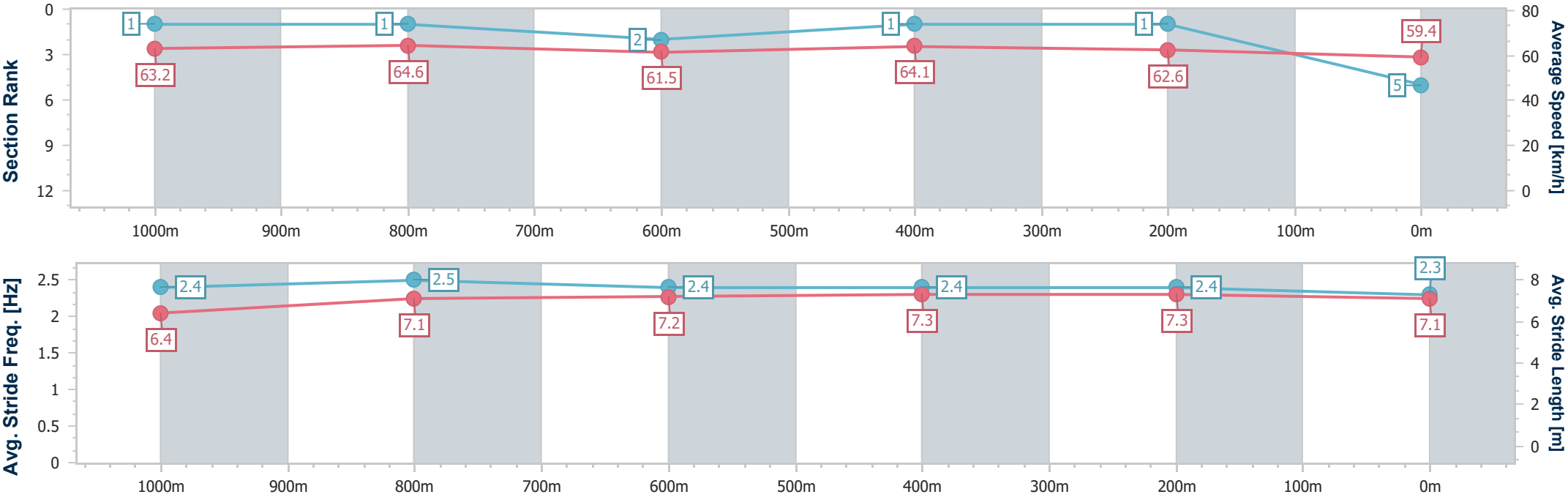
RockhamptonProfessional
Race 4: RED LION HOTEL Maiden Handicap (QTIS bonuses
applicable for 2&3YO ONLY) - 1200m

17 February 2026 - 16:27



Track Rating: Soft 6, Weather: Showers, Rail Position: +3.5m Entire

Section	Overall	1000m	800m	600m	400m	200m								
Section Times	1:10.75 [5] (0:13.02)	0:57.73 [1] (0:11.08)	0:46.65 [1] (0:11.76)	0:34.89 [2] (0:11.22)	0:23.67 [1] (0:11.50)	0:12.17 [1] (0:12.17)								
Average Speed [km/h]	63.2	64.6	61.5	64.1	62.6	59.4								
Top Speed [km/h]	66.6	67.1	64.6	65.4	64.5	61.8								
Avg. Dist. to Rail [m]	1.8	0.7	1.1	2.1	2.1	1.9								
Avg. Stride Freq. [Hz]	2.4	2.5	2.4	2.4	2.4	2.3								
Avg. Stride Length [m]	6.4	7.1	7.2	7.3	7.3	7.1								





Horse/Jockey Name	Provisaur
Final Rank	6
Fastest Section Time (Section)	0:11.08 (1000m)
Top Speed [km/h] (Section)	67.4 (1000m)
Race State	Finished



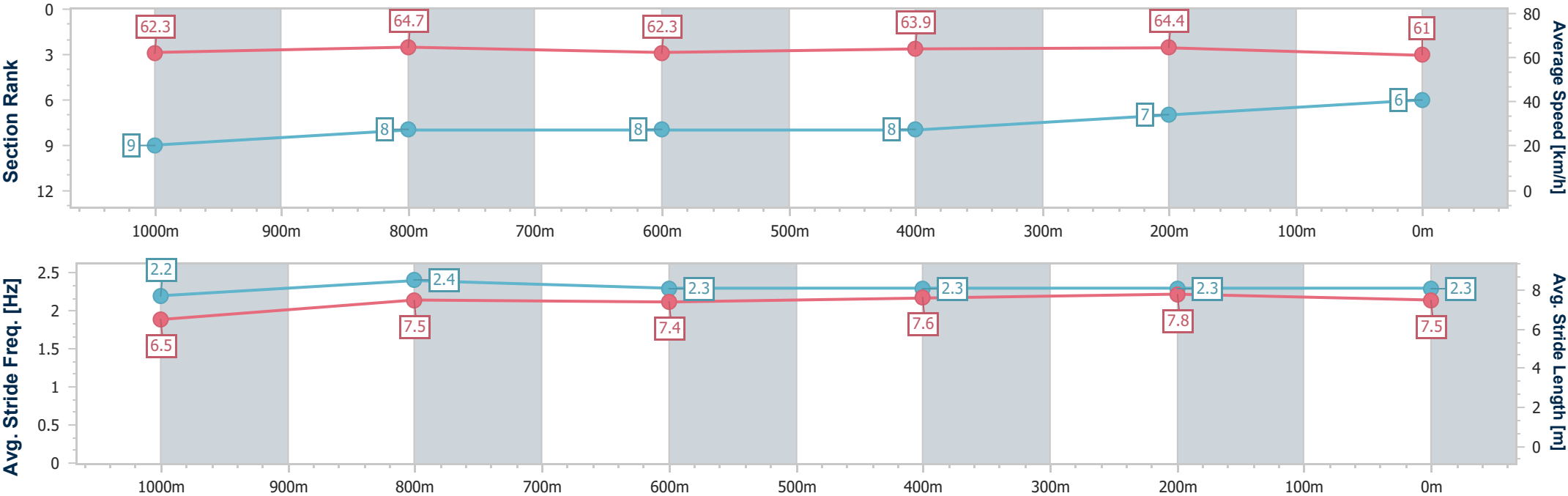
RockhamptonProfessional
Race 4: RED LION HOTEL Maiden Handicap (QTIS bonuses
applicable for 2&3YO ONLY) - 1200m

17 February 2026 - 16:27



Track Rating: Soft 6, Weather: Showers, Rail Position: +3.5m Entire

Section	Overall	1000m	800m	600m	400m	200m								
Section Times	1:10.86 [6] (0:13.79)	0:57.07 [9] (0:11.08)	0:45.99 [8] (0:11.66)	0:34.33 [8] (0:11.27)	0:23.06 [8] (0:11.19)	0:11.87 [7] (0:11.87)								
Average Speed [km/h]	62.3	64.7	62.3	63.9	64.4	61.0								
Top Speed [km/h]	67.0	67.4	64.5	65.4	65.4	62.5								
Avg. Dist. to Rail [m]	6.4	0.6	1.4	2.7	2.6	5.9								
Avg. Stride Freq. [Hz]	2.2	2.4	2.3	2.3	2.3	2.3								
Avg. Stride Length [m]	6.5	7.5	7.4	7.6	7.8	7.5								



- [] Ranking at each section and finish
- .-.- No data available at this section
- NA No data available



Horse/Jockey Name	Sumich
Final Rank	7
Fastest Section Time (Section)	0:11.25 (400m)
Top Speed [km/h] (Section)	65.5 (400m)
Race State	Finished



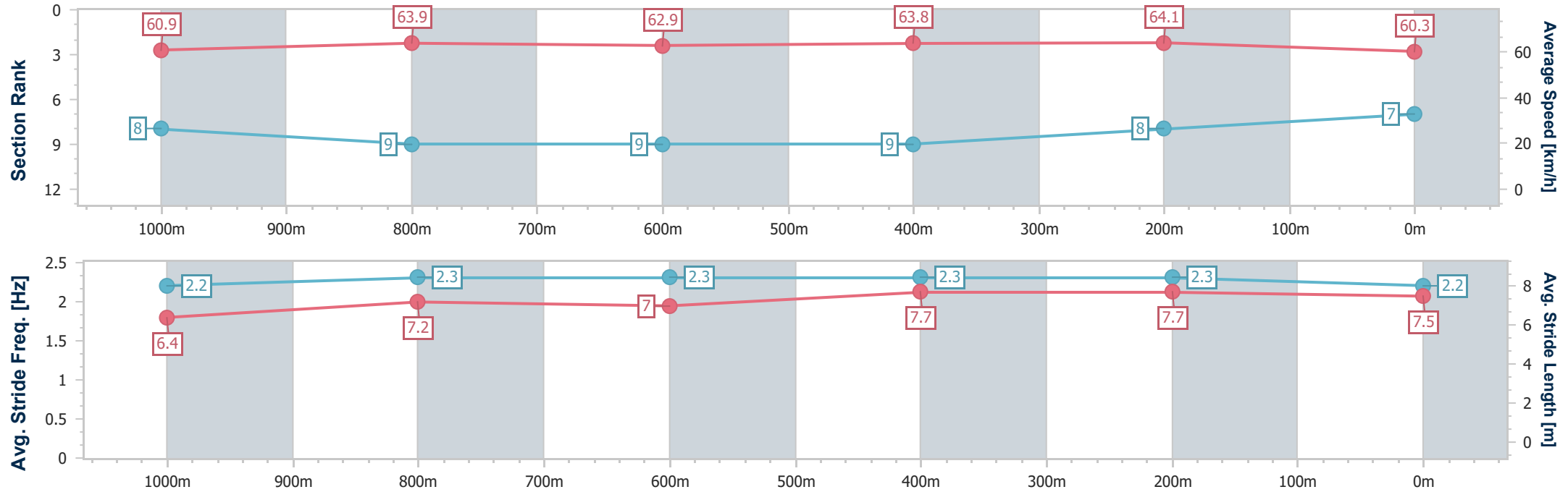
RockhamptonProfessional
Race 4: RED LION HOTEL Maiden Handicap (QTIS bonuses applicable for 2&3YO ONLY) - 1200m

17 February 2026 - 16:27



Track Rating: Soft 6, Weather: Showers, Rail Position: +3.5m Entire

Section	Overall	1000m	800m	600m	400m	200m								
Section Times	1:11.13 [7] (0:13.53)	0:57.60 [8] (0:11.35)	0:46.25 [9] (0:11.69)	0:34.56 [9] (0:11.32)	0:23.24 [9] (0:11.25)	0:11.99 [8] (0:11.99)								
Average Speed [km/h]	60.9	63.9	62.9	63.8	64.1	60.3								
Top Speed [km/h]	64.8	65.0	64.2	65.3	65.5	62.2								
Avg. Dist. to Rail [m]	4.3	0.9	2.5	4.0	5.1	8.1								
Avg. Stride Freq. [Hz]	2.2	2.3	2.3	2.3	2.3	2.2								
Avg. Stride Length [m]	6.4	7.2	7.0	7.7	7.7	7.5								





Horse/Jockey Name	Anthropology
Final Rank	8
Fastest Section Time (Section)	0:11.04 (1000m)
Top Speed [km/h] (Section)	68.6 (1000m)
Race State	Finished



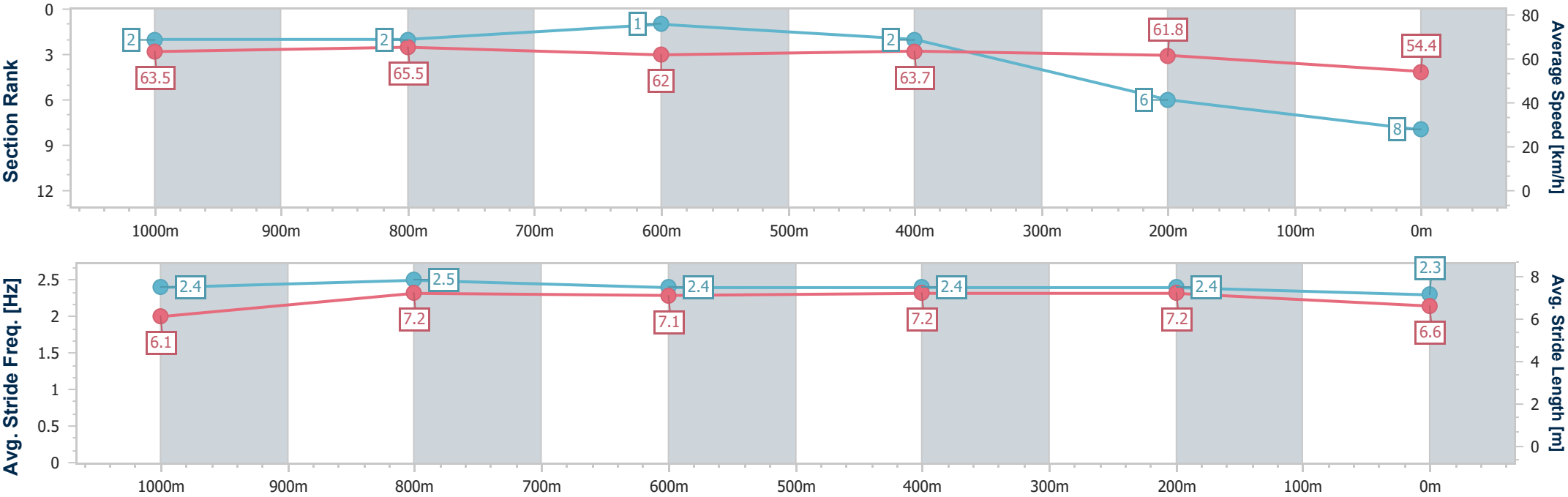
RockhamptonProfessional
Race 4: RED LION HOTEL Maiden Handicap (QTIS bonuses applicable for 2&3YO ONLY) - 1200m

17 February 2026 - 16:27



Track Rating: Soft 6, Weather: Showers, Rail Position: +3.5m Entire

Section	Overall	1000m	800m	600m	400m	200m							
Section Times	1:12.13 [8] (0:13.09)	0:59.04 [2] (0:11.04)	0:48.00 [2] (0:11.73)	0:36.27 [1] (0:11.33)	0:24.94 [2] (0:11.66)	0:13.28 [6] (0:13.28)							
Average Speed [km/h]	63.5	65.5	62.0	63.7	61.8	54.4							
Top Speed [km/h]	67.9	68.6	63.3	65.6	64.8	58.7							
Avg. Dist. to Rail [m]	7.5	1.1	1.5	3.5	4.1	6.1							
Avg. Stride Freq. [Hz]	2.4	2.5	2.4	2.4	2.4	2.3							
Avg. Stride Length [m]	6.1	7.2	7.1	7.2	7.2	6.6							





Horse/Jockey Name	Luna Ready
Final Rank	9
Fastest Section Time (Section)	0:11.05 (1000m)
Top Speed [km/h] (Section)	68.0 (1000m)
Race State	Finished



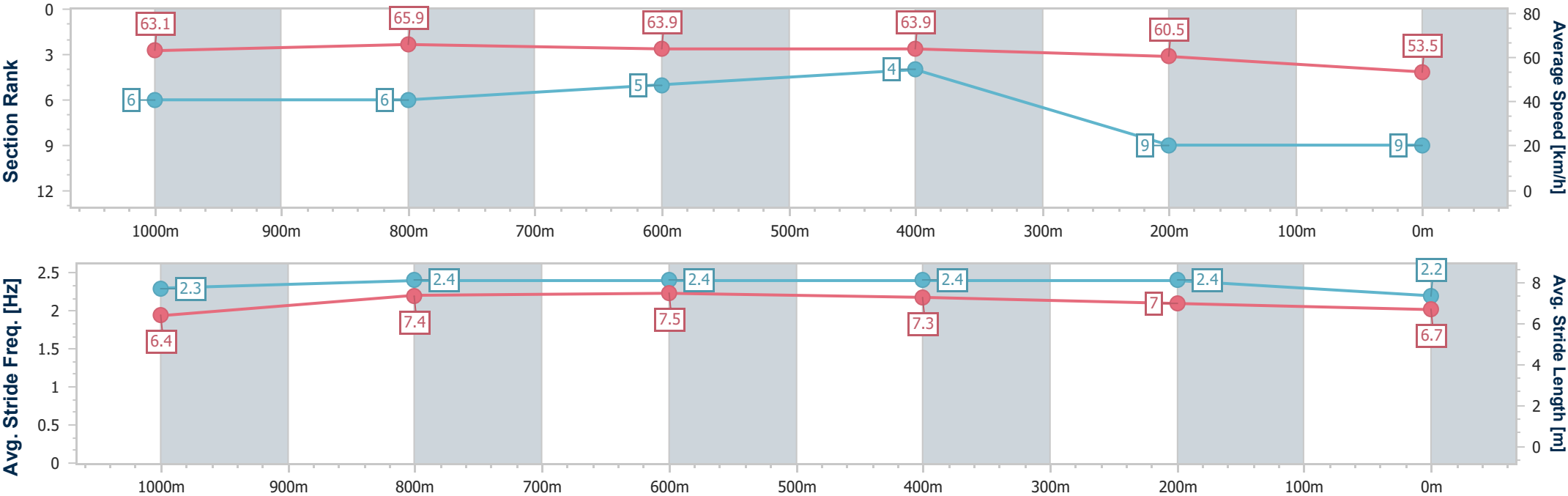
RockhamptonProfessional
Race 4: RED LION HOTEL Maiden Handicap (QTIS bonuses applicable for 2&3YO ONLY) - 1200m

17 February 2026 - 16:27



Track Rating: Soft 6, Weather: Showers, Rail Position: +3.5m Entire

Section	Overall	1000m	800m	600m	400m	200m							
Section Times	1:12.77 [9] (0:13.44)	0:59.33 [6] (0:11.05)	0:48.28 [6] (0:11.58)	0:36.70 [5] (0:11.28)	0:25.42 [4] (0:11.90)	0:13.52 [9] (0:13.52)							
Average Speed [km/h]	63.1	65.9	63.9	63.9	60.5	53.5							
Top Speed [km/h]	67.7	68.0	66.0	66.2	63.1	57.0							
Avg. Dist. to Rail [m]	6.7	2.0	3.6	4.4	5.8	7.3							
Avg. Stride Freq. [Hz]	2.3	2.4	2.4	2.4	2.4	2.2							
Avg. Stride Length [m]	6.4	7.4	7.5	7.3	7.0	6.7							





Rockhampton Professional
Race 5: MASOT Class 4 Plate - 1200m
17 February 2026 - 17:06



Track Rating: Soft 6, Weather: Showers, Rail Position: +3.5m Entire

Section		Field Times				Overall	1000m	800m	600m	400m	200m	Last 600m		
						1:09.54 (0:13.11)	0:56.43 (0:10.86)	0:45.57 (0:11.45)	0:34.12 (0:11.06)	0:23.06 (0:11.05)	0:12.01 (0:12.01)	0:34.12		
Rank	TAB	Horse/Jockey	Barrier	Top Speed [km/h]	Fastest Section							Margin	Distance Travelled [m]	
1	4	KING SPIRIT	2	67.9	0:10.85	1:09.54 [1]	0:56.31 [3]	0:45.19 [3]	0:33.74 [3]	0:22.86 [3]	0:12.01 [1]	1:09.54	0:33.74	
		Stephanie Tierney		400m	400m	(0:13.23)	(0:11.12)	(0:11.45)	(0:10.88)	(0:10.85)	(0:12.01)			
2	2	HENRY'S BLADE	5	68.1	0:10.79	1:09.76 [2]	0:56.27 [5]	0:45.12 [5]	0:33.71 [5]	0:22.92 [5]	0:12.07 [2]	1.3L	0:33.71	-2
		Ron Stewart		400m	600m	(0:13.49)	(0:11.15)	0:45.12 [5] (0:11.41)	(0:10.79)	(0:10.85)	(0:12.07)			
3	5	LEASE	10	68.1	0:10.93	1:10.10 [3]	0:56.99 [1]	0:46.06 [2]	0:34.53 [2]	0:23.48 [2]	0:12.29 [4]	3.28L	0:34.53	+2
		Gabrielle Semmens		Overall	1000m	(0:13.11)	(0:10.93)	(0:11.53)	(0:11.05)	(0:11.19)	(0:12.29)			
4	11	SUJEED	9	68.8	0:10.70	1:10.11 [4]	0:55.62 [12]	0:44.28 [12]	0:32.85 [11]	0:22.15 [11]	0:11.44 [8]	3.34L	0:32.85	+1
		Cody Collis		600m	600m	(0:14.49)	(0:11.34)	(0:11.43)	(0:10.70)	(0:10.71)	(0:11.44)			
5	3	KAI MONDO	1	68.4	0:10.83	1:10.14 [5]	0:57.00 [2]	0:46.17 [1]	0:34.72 [1]	0:23.66 [1]	0:12.40 [3]	3.53L	0:34.72	-1
		Amy Graham		1000m	1000m	(0:13.14)	(0:10.83)	(0:11.45)	(0:11.06)	(0:11.26)	(0:12.40)			
6	9	NICCONORI	3	67.5	0:10.77	1:10.16 [6]	0:56.84 [4]	0:45.60 [4]	0:34.14 [4]	0:23.37 [4]	0:12.31 [5]	3.67L	0:34.14	-2
		Fiona Sandkuhl		600m	600m	(0:13.32)	(0:11.24)	(0:11.46)	(0:10.77)	(0:11.06)	(0:12.31)			
7	10	SILVER HAMMER	6	67.9	0:10.75	1:10.32 [7]	0:56.50 [7]	0:45.43 [6]	0:34.01 [6]	0:23.26 [6]	0:12.23 [6]	4.59L	0:34.01	+3
		Tahlia Fenlon		600m	600m	(0:13.82)	(0:11.07)	(0:11.42)	(0:10.75)	(0:11.03)	(0:12.23)			
8	12	ZIPITALIST	7	68.8	0:10.69	1:10.54 [8]	0:56.38 [11]	0:44.79 [11]	0:33.22 [12]	0:22.53 [12]	0:11.78 [9]	5.85L	0:33.22	+1
		Warwick Satherley		600m	600m	(0:14.16)	(0:11.59)	(0:11.57)	0:33.22 [12] (0:10.69)	(0:10.75)	(0:11.78)			
9	7	OUR TURN NOW	12	68.1	0:10.80	1:10.58 [9]	0:56.97 [6]	0:45.61 [7]	0:34.19 [7]	0:23.39 [7]	0:12.24 [7]	6.14L	0:34.19	+2
		Tom Orr		600m	600m	(0:13.61)	(0:11.36)	(0:11.42)	(0:10.80)	(0:11.15)	(0:12.24)			
10	14	MOISSANITE	11	66.3	0:10.98	1:10.93 [10]	0:57.02 [8]	0:45.68 [8]	0:34.22 [8]	0:23.24 [8]	0:12.13 [10]	8.2L	0:34.22	+2
		Adam Sewell		600m	600m	(0:13.91)	(0:11.34)	(0:11.46)	(0:10.98)	(0:11.11)	(0:12.13)			

Scratched: Lets Dance Jandy (#6), Limero (#13)



Rockhampton Professional
Race 5: MASOT Class 4 Plate - 1200m
17 February 2026 - 17:06



Track Rating: Soft 6, Weather: Showers, Rail Position: +3.5m Entire

Section					Overall	1000m	800m	600m	400m	200m	Last 600m			
Field Times					1:09.54 (0:13.11)	0:56.43 (0:10.86)	0:45.57 (0:11.45)	0:34.12 (0:11.06)	0:23.06 (0:11.05)	0:12.01 (0:12.01)	0:34.12			
Rank	TAB	Horse/Jockey	Barrier	Top Speed [km/h]	Fastest Section						Margin	Distance Travelled [m]		
11	1	DEFERENTIAL	4	67.9	0:10.84	1:11.05 [11]	0:57.00 [9]	0:45.61 [10]	0:34.05 [10]	0:23.21 [9]	0:12.12 [11]	8.86L	0:34.05	+2
		McKenzie Apel		600m	600m	(0:14.05)	(0:11.39)	(0:11.56)	(0:10.84)	(0:11.09)	(0:12.12)			
12	8	SADDLES	8	66.1	0:11.04	1:11.25 [12]	0:57.12 [10]	0:45.98 [9]	0:34.40 [9]	0:23.36 [10]	0:12.12 [12]	10.07L	0:34.40	-2
		Chris McIver		600m	600m	(0:14.13)	(0:11.14)	(0:11.58)	(0:11.04)	(0:11.24)	(0:12.12)			

Scratched: Lets Dance Jandy (#6), Limero (#13)



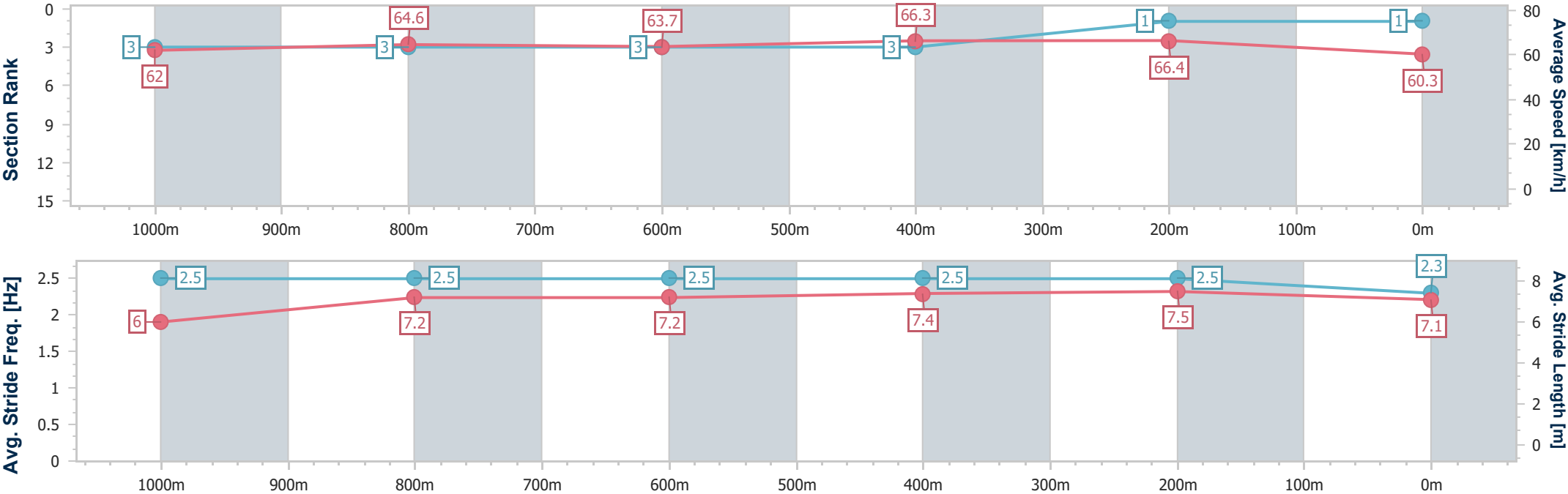
Horse/Jockey Name	King Spirit
Final Rank	1
Fastest Section Time (Section)	0:10.85 (400m)
Top Speed [km/h] (Section)	67.9 (400m)
Race State	Finished



RockhamptonProfessional
Race 5: MASOT Class 4 Plate - 1200m
17 February 2026 - 17:06
Track Rating: Soft 6, Weather: Showers, Rail Position: +3.5m Entire



Section	Overall	1000m	800m	600m	400m	200m								
Section Times	1:09.54 [1] (0:13.23)	0:56.31 [3] (0:11.12)	0:45.19 [3] (0:11.45)	0:33.74 [3] (0:10.88)	0:22.86 [3] (0:10.85)	0:12.01 [1] (0:12.01)								
Average Speed [km/h]	62.0	64.6	63.7	66.3	66.4	60.3								
Top Speed [km/h]	65.7	65.6	65.4	67.7	67.9	64.8								
Avg. Dist. to Rail [m]	3.4	0.5	1.6	4.2	5.5	7.0								
Avg. Stride Freq. [Hz]	2.5	2.5	2.5	2.5	2.5	2.3								
Avg. Stride Length [m]	6.0	7.2	7.2	7.4	7.5	7.1								





Horse/Jockey Name	Henry's Blade
Final Rank	2
Fastest Section Time (Section)	0:10.79 (600m)
Top Speed [km/h] (Section)	68.1 (400m)
Race State	Finished

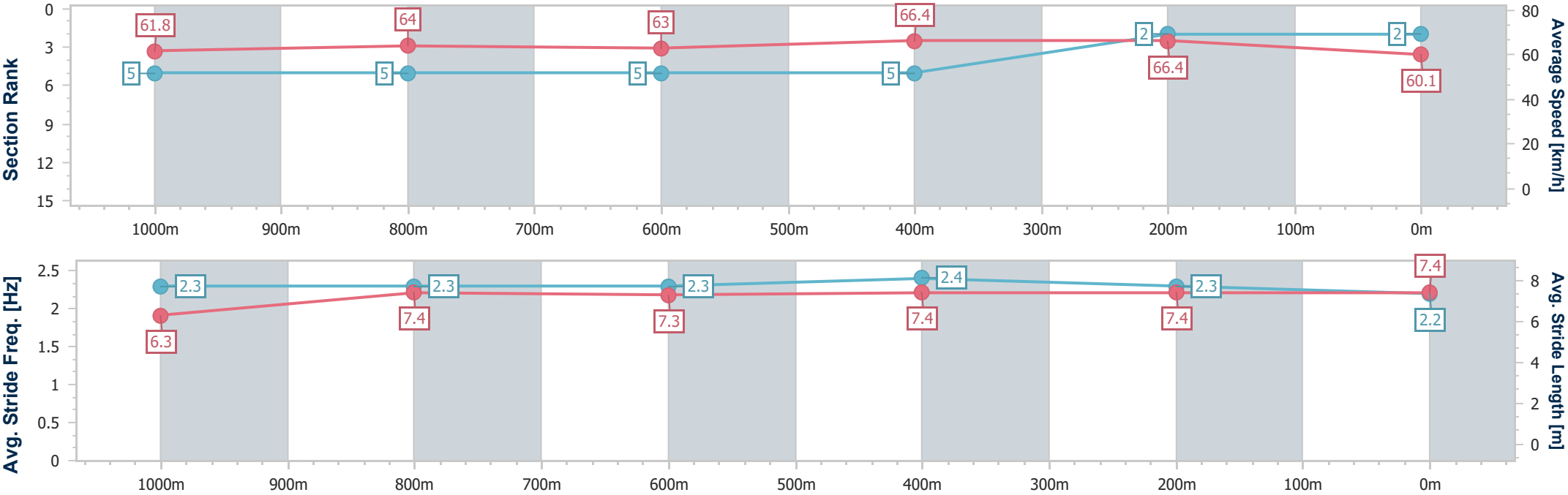


RockhamptonProfessional
Race 5: MASOT Class 4 Plate - 1200m
17 February 2026 - 17:06



Track Rating: Soft 6, Weather: Showers, Rail Position: +3.5m Entire

Section	Overall	1000m	800m	600m	400m	200m							
Section Times	1:09.76 [2] (0:13.49)	0:56.27 [5] (0:11.15)	0:45.12 [5] (0:11.41)	0:33.71 [5] (0:10.79)	0:22.92 [5] (0:10.85)	0:12.07 [2] (0:12.07)							
Average Speed [km/h]	61.8	64.0	63.0	66.4	66.4	60.1							
Top Speed [km/h]	66.1	66.1	64.2	68.1	68.1	63.8							
Avg. Dist. to Rail [m]	5.2	0.6	0.8	3.9	5.8	7.9							
Avg. Stride Freq. [Hz]	2.3	2.3	2.3	2.4	2.3	2.2							
Avg. Stride Length [m]	6.3	7.4	7.3	7.4	7.4	7.4							





Horse/Jockey Name	Lease
Final Rank	3
Fastest Section Time (Section)	0:10.93 (1000m)
Top Speed [km/h] (Section)	68.1 (Overall)
Race State	Finished

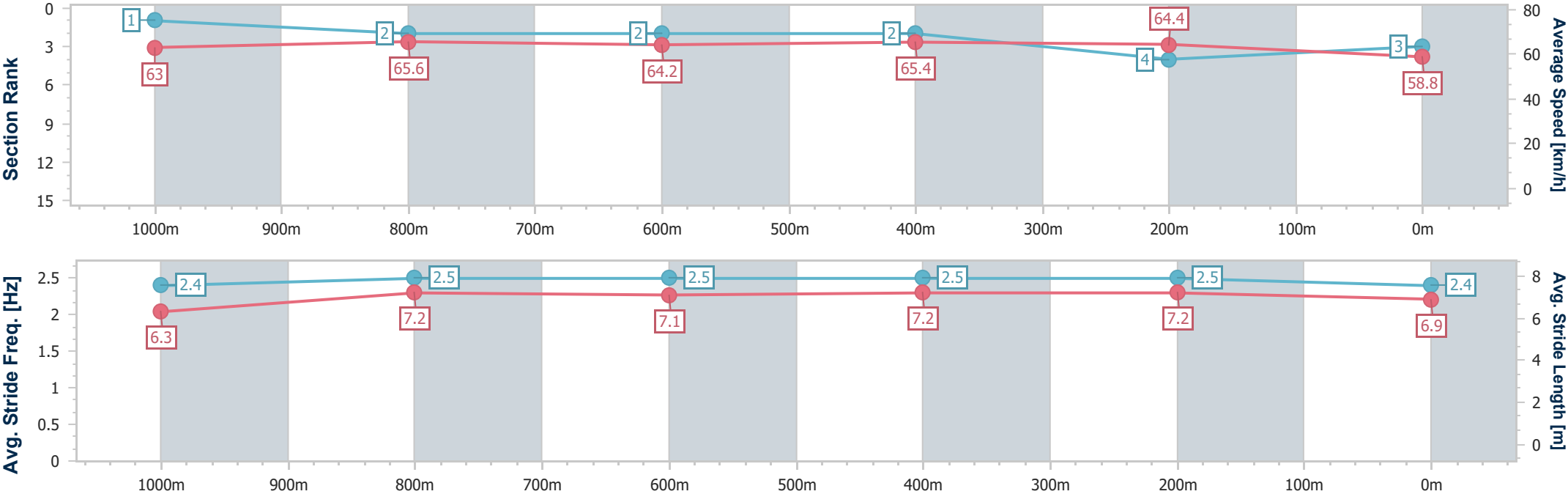


RockhamptonProfessional
Race 5: MASOT Class 4 Plate - 1200m
17 February 2026 - 17:06



Track Rating: Soft 6, Weather: Showers, Rail Position: +3.5m Entire

Section	Overall	1000m	800m	600m	400m	200m								
Section Times	1:10.10 [3] (0:13.11)	0:56.99 [1] (0:10.93)	0:46.06 [2] (0:11.53)	0:34.53 [2] (0:11.05)	0:23.48 [2] (0:11.19)	0:12.29 [4] (0:12.29)								
Average Speed [km/h]	63.0	65.6	64.2	65.4	64.4	58.8								
Top Speed [km/h]	68.1	67.6	65.5	66.1	65.7	62.4								
Avg. Dist. to Rail [m]	6.4	0.9	3.5	5.3	5.0	6.3								
Avg. Stride Freq. [Hz]	2.4	2.5	2.5	2.5	2.5	2.4								
Avg. Stride Length [m]	6.3	7.2	7.1	7.2	7.2	6.9								





Horse/Jockey Name	Sujeed
Final Rank	4
Fastest Section Time (Section)	0:10.70 (600m)
Top Speed [km/h] (Section)	68.8 (600m)
Race State	Finished

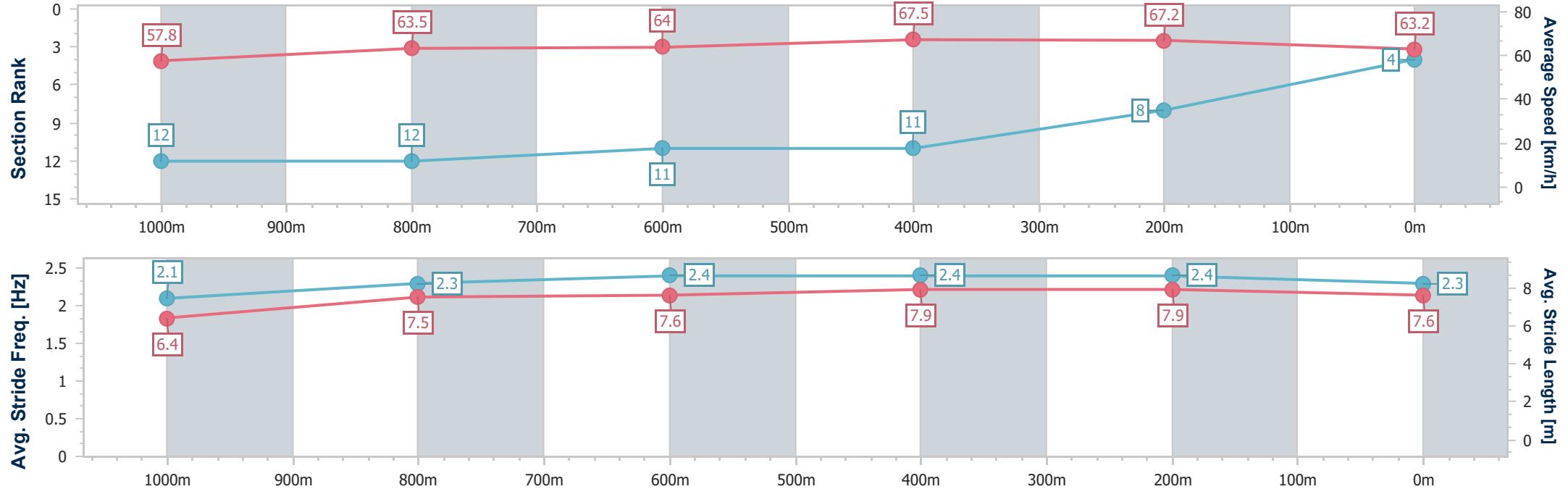


RockhamptonProfessional
Race 5: MASOT Class 4 Plate - 1200m
17 February 2026 - 17:06



Track Rating: Soft 6, Weather: Showers, Rail Position: +3.5m Entire

Section	Overall	1000m	800m	600m	400m	200m								
Section Times	1:10.11 [4] (0:14.49)	0:55.62 [12] (0:11.34)	0:44.28 [12] (0:11.43)	0:32.85 [11] (0:10.70)	0:22.15 [11] (0:10.71)	0:11.44 [8] (0:11.44)								
Average Speed [km/h]	57.8	63.5	64.0	67.5	67.2	63.2								
Top Speed [km/h]	62.9	64.0	66.0	68.8	68.5	66.3								
Avg. Dist. to Rail [m]	5.9	0.6	1.9	3.8	3.1	3.4								
Avg. Stride Freq. [Hz]	2.1	2.3	2.4	2.4	2.4	2.3								
Avg. Stride Length [m]	6.4	7.5	7.6	7.9	7.9	7.6								





Horse/Jockey Name	Kai Mondo
Final Rank	5
Fastest Section Time (Section)	0:10.83 (1000m)
Top Speed [km/h] (Section)	68.4 (1000m)
Race State	Finished

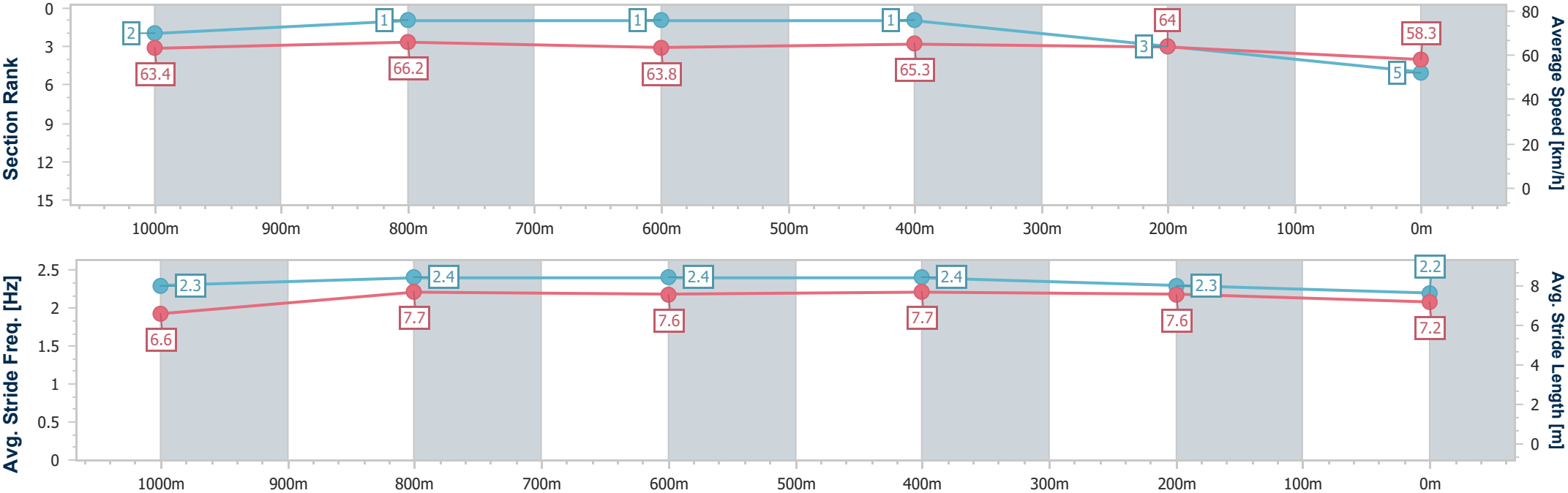


RockhamptonProfessional
Race 5: MASOT Class 4 Plate - 1200m
17 February 2026 - 17:06



Track Rating: Soft 6, Weather: Showers, Rail Position: +3.5m Entire

Section	Overall	1000m	800m	600m	400m	200m								
Section Times	1:10.14 [5] (0:13.14)	0:57.00 [2] (0:10.83)	0:46.17 [1] (0:11.45)	0:34.72 [1] (0:11.06)	0:23.66 [1] (0:11.26)	0:12.40 [3] (0:12.40)								
Average Speed [km/h]	63.4	66.2	63.8	65.3	64.0	58.3								
Top Speed [km/h]	66.4	68.4	65.3	66.3	65.8	61.9								
Avg. Dist. to Rail [m]	3.6	0.7	1.8	3.1	3.1	3.9								
Avg. Stride Freq. [Hz]	2.3	2.4	2.4	2.4	2.3	2.2								
Avg. Stride Length [m]	6.6	7.7	7.6	7.7	7.6	7.2								





Horse/Jockey Name	Nicconori
Final Rank	6
Fastest Section Time (Section)	0:10.77 (600m)
Top Speed [km/h] (Section)	67.5 (600m)
Race State	Finished

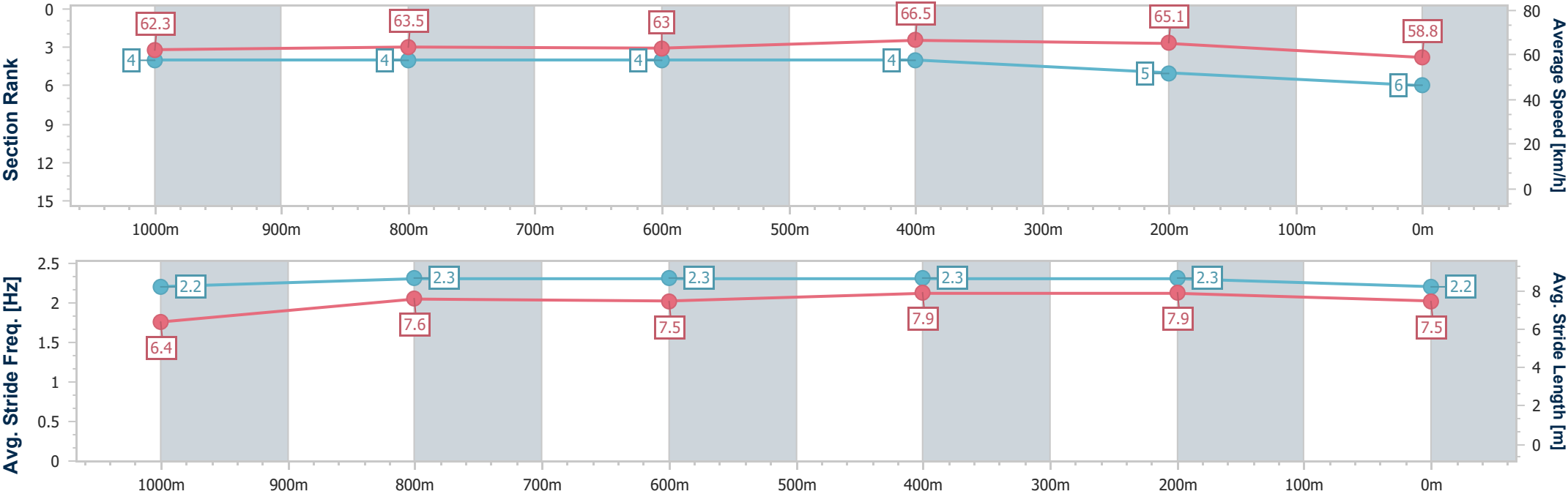


RockhamptonProfessional
Race 5: MASOT Class 4 Plate - 1200m
17 February 2026 - 17:06



Track Rating: Soft 6, Weather: Showers, Rail Position: +3.5m Entire

Section	Overall	1000m	800m	600m	400m	200m							
Section Times	1:10.16 [6] (0:13.32)	0:56.84 [4] (0:11.24)	0:45.60 [4] (0:11.46)	0:34.14 [4] (0:10.77)	0:23.37 [4] (0:11.06)	0:12.31 [5] (0:12.31)							
Average Speed [km/h]	62.3	63.5	63.0	66.5	65.1	58.8							
Top Speed [km/h]	65.5	65.8	64.2	67.5	67.4	62.0							
Avg. Dist. to Rail [m]	3.3	0.7	1.0	1.3	1.5	5.3							
Avg. Stride Freq. [Hz]	2.2	2.3	2.3	2.3	2.3	2.2							
Avg. Stride Length [m]	6.4	7.6	7.5	7.9	7.9	7.5							





Horse/Jockey Name	Silver Hammer
Final Rank	7
Fastest Section Time (Section)	0:10.75 (600m)
Top Speed [km/h] (Section)	67.9 (600m)
Race State	Finished

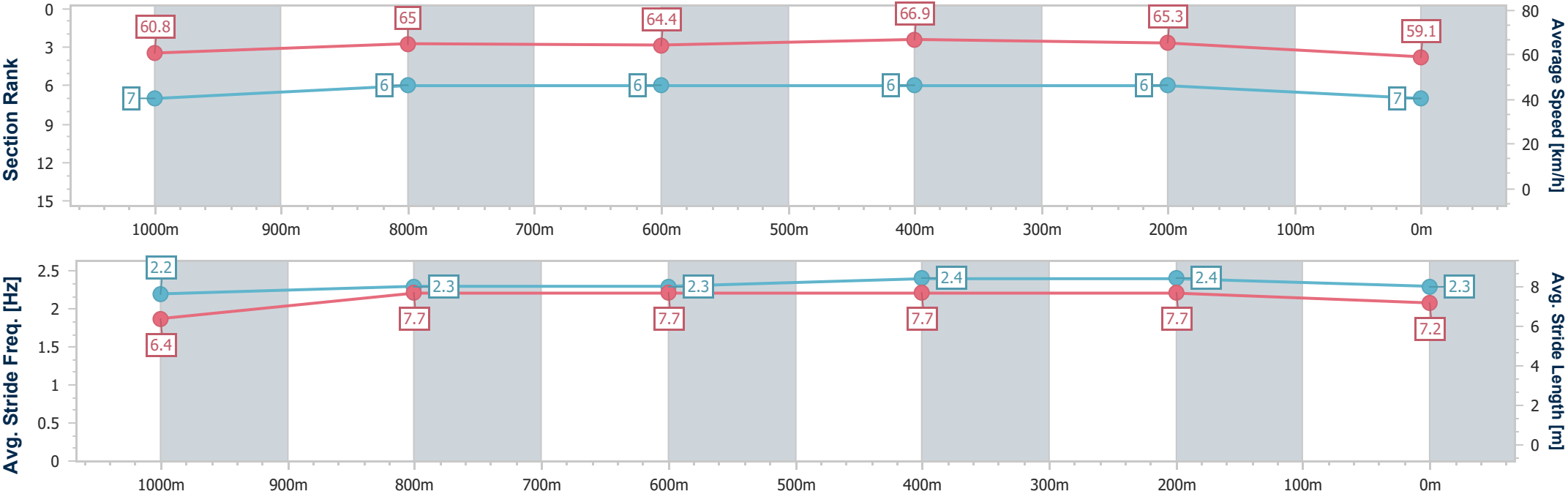


RockhamptonProfessional
Race 5: MASOT Class 4 Plate - 1200m
17 February 2026 - 17:06



Track Rating: Soft 6, Weather: Showers, Rail Position: +3.5m Entire

Section	Overall	1000m	800m	600m	400m	200m								
Section Times	1:10.32 [7] (0:13.82)	0:56.50 [7] (0:11.07)	0:45.43 [6] (0:11.42)	0:34.01 [6] (0:10.75)	0:23.26 [6] (0:11.03)	0:12.23 [6] (0:12.23)								
Average Speed [km/h]	60.8	65.0	64.4	66.9	65.3	59.1								
Top Speed [km/h]	65.9	67.3	65.4	67.9	67.5	63.3								
Avg. Dist. to Rail [m]	5.7	0.4	2.9	3.2	3.9	6.7								
Avg. Stride Freq. [Hz]	2.2	2.3	2.3	2.4	2.4	2.3								
Avg. Stride Length [m]	6.4	7.7	7.7	7.7	7.7	7.2								





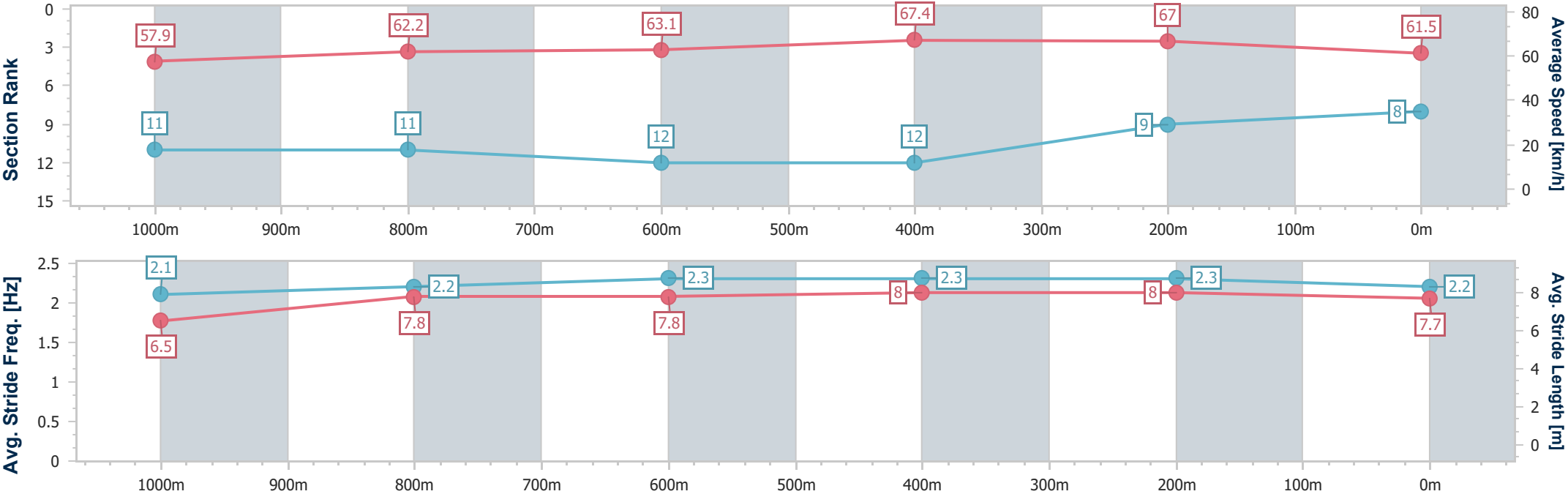
Horse/Jockey Name	Zipitalist
Final Rank	8
Fastest Section Time (Section)	0:10.69 (600m)
Top Speed [km/h] (Section)	68.8 (600m)
Race State	Finished



RockhamptonProfessional
Race 5: MASOT Class 4 Plate - 1200m
17 February 2026 - 17:06
Track Rating: Soft 6, Weather: Showers, Rail Position: +3.5m Entire



Section	Overall	1000m	800m	600m	400m	200m								
Section Times	1:10.54 [8] (0:14.16)	0:56.38 [11] (0:11.59)	0:44.79 [11] (0:11.57)	0:33.22 [12] (0:10.69)	0:22.53 [12] (0:10.75)	0:11.78 [9] (0:11.78)								
Average Speed [km/h]	57.9	62.2	63.1	67.4	67.0	61.5								
Top Speed [km/h]	62.9	64.0	65.6	68.8	68.7	65.3								
Avg. Dist. to Rail [m]	6.6	0.3	1.8	4.5	3.9	4.4								
Avg. Stride Freq. [Hz]	2.1	2.2	2.3	2.3	2.3	2.2								
Avg. Stride Length [m]	6.5	7.8	7.8	8.0	8.0	7.7								





Horse/Jockey Name	Our Turn Now
Final Rank	9
Fastest Section Time (Section)	0:10.80 (600m)
Top Speed [km/h] (Section)	68.1 (600m)
Race State	Finished

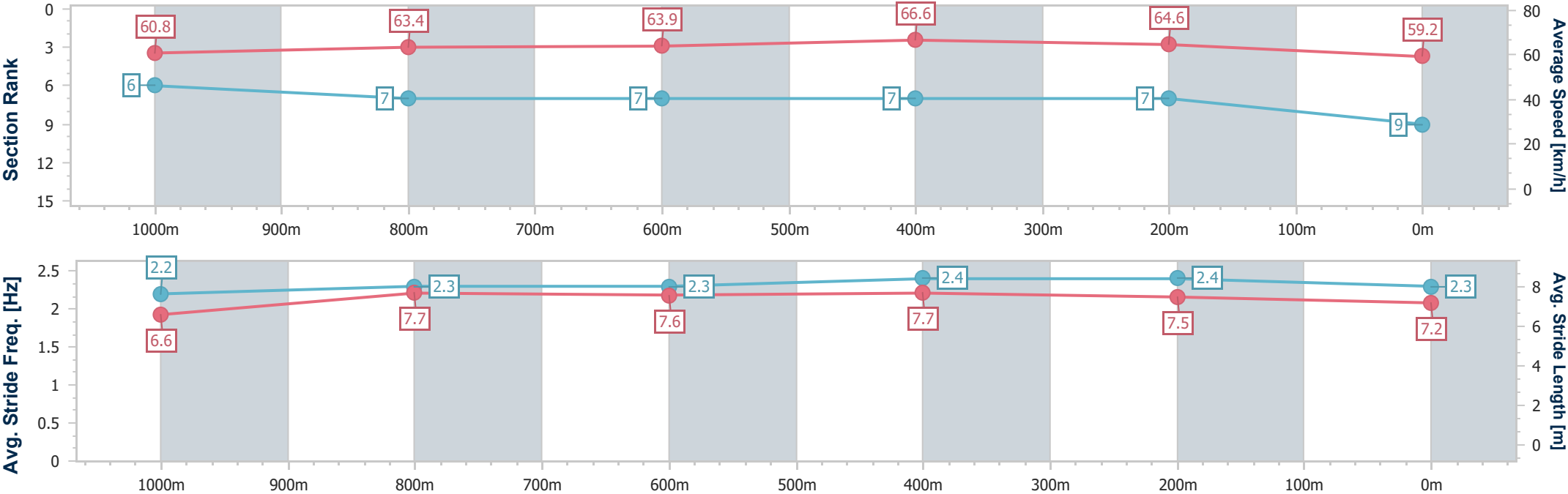


RockhamptonProfessional
Race 5: MASOT Class 4 Plate - 1200m
17 February 2026 - 17:06



Track Rating: Soft 6, Weather: Showers, Rail Position: +3.5m Entire

Section	Overall	1000m	800m	600m	400m	200m								
Section Times	1:10.58 [9] (0:13.61)	0:56.97 [6] (0:11.36)	0:45.61 [7] (0:11.42)	0:34.19 [7] (0:10.80)	0:23.39 [7] (0:11.15)	0:12.24 [7] (0:12.24)								
Average Speed [km/h]	60.8	63.4	63.9	66.6	64.6	59.2								
Top Speed [km/h]	64.7	64.7	65.2	68.1	66.9	62.5								
Avg. Dist. to Rail [m]	9.9	0.6	2.0	4.7	6.6	9.1								
Avg. Stride Freq. [Hz]	2.2	2.3	2.3	2.4	2.4	2.3								
Avg. Stride Length [m]	6.6	7.7	7.6	7.7	7.5	7.2								





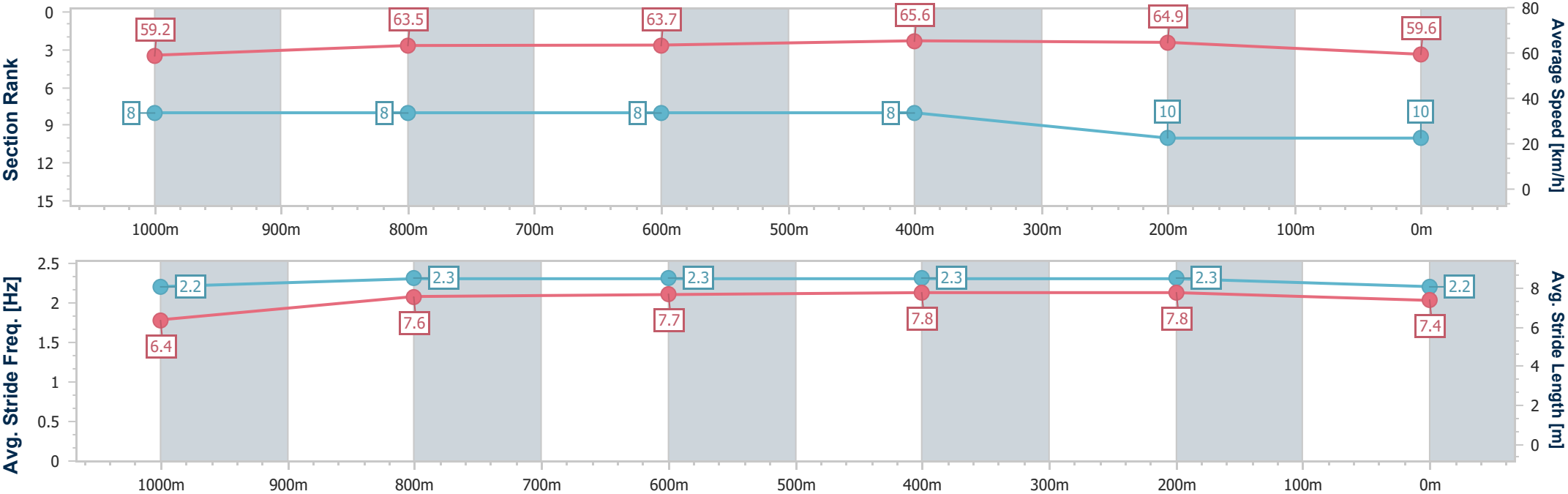
Horse/Jockey Name	Moissanite
Final Rank	10
Fastest Section Time (Section)	0:10.98 (600m)
Top Speed [km/h] (Section)	66.3 (600m)
Race State	Finished



RockhamptonProfessional
Race 5: MASOT Class 4 Plate - 1200m
17 February 2026 - 17:06
Track Rating: Soft 6, Weather: Showers, Rail Position: +3.5m Entire



Section	Overall	1000m	800m	600m	400m	200m								
Section Times	1:10.93 [10] (0:13.91)	0:57.02 [8] (0:11.34)	0:45.68 [8] (0:11.46)	0:34.22 [8] (0:10.98)	0:23.24 [8] (0:11.11)	0:12.13 [10] (0:12.13)								
Average Speed [km/h]	59.2	63.5	63.7	65.6	64.9	59.6								
Top Speed [km/h]	64.1	65.7	65.0	66.3	65.9	63.6								
Avg. Dist. to Rail [m]	8.9	0.4	1.7	3.9	4.7	6.2								
Avg. Stride Freq. [Hz]	2.2	2.3	2.3	2.3	2.3	2.2								
Avg. Stride Length [m]	6.4	7.6	7.7	7.8	7.8	7.4								





Horse/Jockey Name	Deferential
Final Rank	11
Fastest Section Time (Section)	0:10.84 (600m)
Top Speed [km/h] (Section)	67.9 (600m)
Race State	Finished

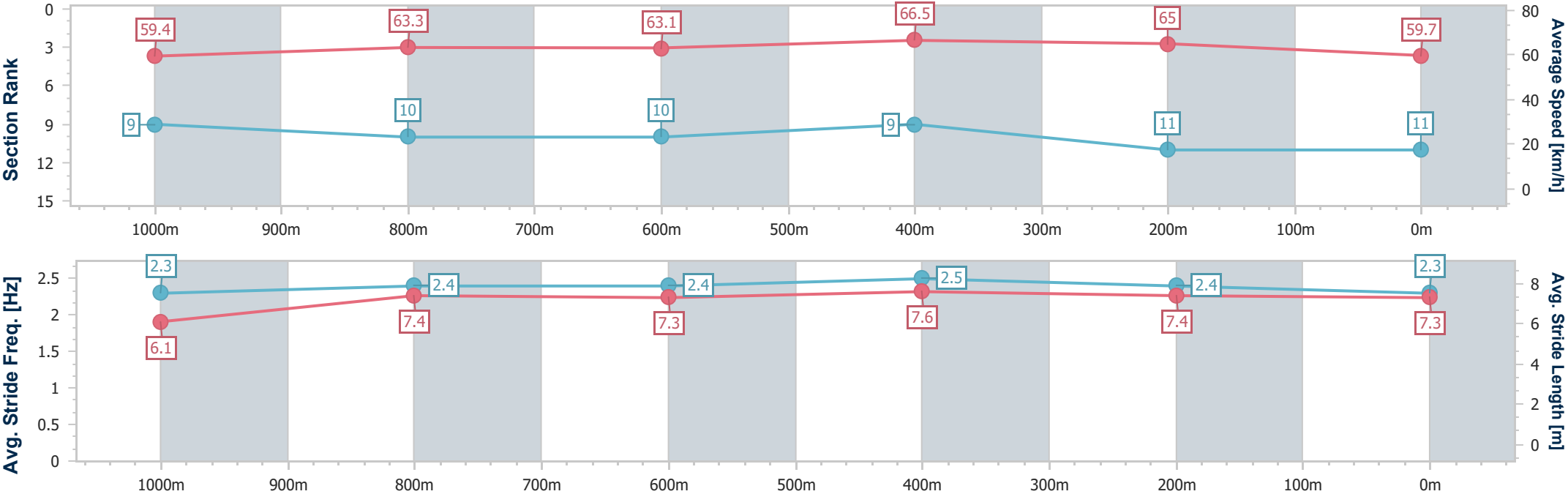


RockhamptonProfessional
Race 5: MASOT Class 4 Plate - 1200m
17 February 2026 - 17:06



Track Rating: Soft 6, Weather: Showers, Rail Position: +3.5m Entire

Section	Overall	1000m	800m	600m	400m	200m								
Section Times	1:11.05 [11] (0:14.05)	0:57.00 [9] (0:11.39)	0:45.61 [10] (0:11.56)	0:34.05 [10] (0:10.84)	0:23.21 [9] (0:11.09)	0:12.12 [11] (0:12.12)								
Average Speed [km/h]	59.4	63.3	63.1	66.5	65.0	59.7								
Top Speed [km/h]	63.7	65.3	64.6	67.9	66.9	62.9								
Avg. Dist. to Rail [m]	4.0	0.6	1.9	6.6	8.3	10.1								
Avg. Stride Freq. [Hz]	2.3	2.4	2.4	2.5	2.4	2.3								
Avg. Stride Length [m]	6.1	7.4	7.3	7.6	7.4	7.3								





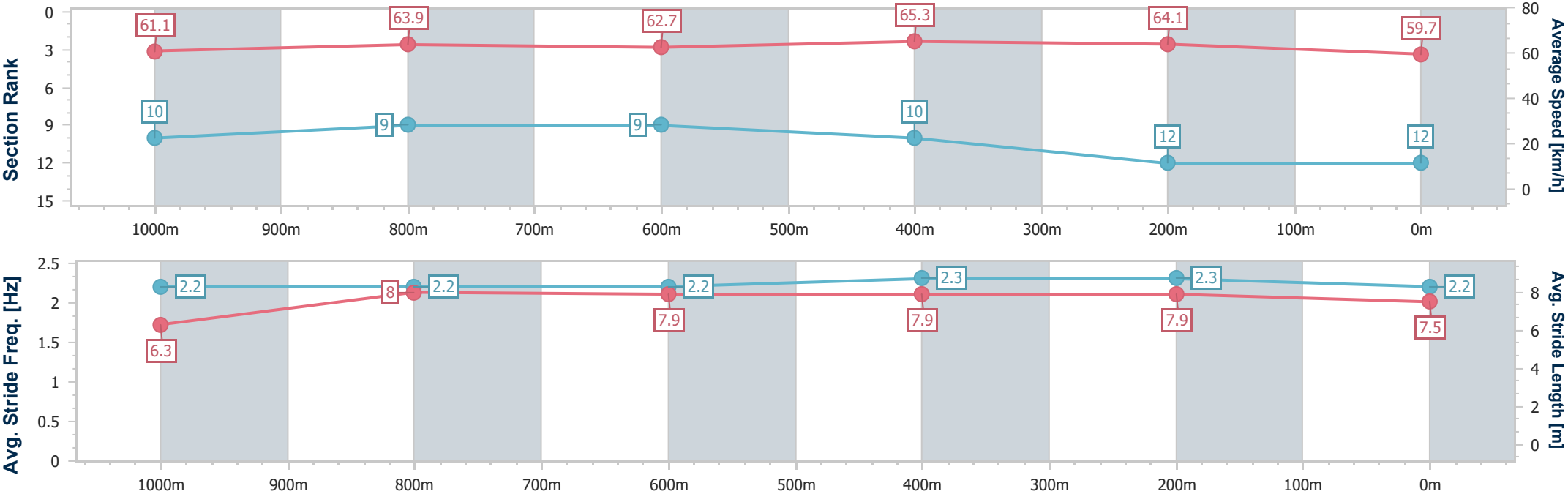
Horse/Jockey Name	Saddles
Final Rank	12
Fastest Section Time (Section)	0:11.04 (600m)
Top Speed [km/h] (Section)	66.1 (600m)
Race State	Finished



RockhamptonProfessional
Race 5: MASOT Class 4 Plate - 1200m
17 February 2026 - 17:06
Track Rating: Soft 6, Weather: Showers, Rail Position: +3.5m Entire



Section	Overall	1000m	800m	600m	400m	200m							
Section Times	1:11.25 [12] (0:14.13)	0:57.12 [10] (0:11.14)	0:45.98 [9] (0:11.58)	0:34.40 [9] (0:11.04)	0:23.36 [10] (0:11.24)	0:12.12 [12] (0:12.12)							
Average Speed [km/h]	61.1	63.9	62.7	65.3	64.1	59.7							
Top Speed [km/h]	65.6	65.8	63.3	66.1	65.3	63.0							
Avg. Dist. to Rail [m]	4.1	1.7	1.6	5.4	6.9	9.6							
Avg. Stride Freq. [Hz]	2.2	2.2	2.2	2.3	2.3	2.2							
Avg. Stride Length [m]	6.3	8.0	7.9	7.9	7.9	7.5							





Rockhampton Professional
Race 6: ARC BM55 Handicap - 1400m
17 February 2026 - 17:37



Track Rating: Soft 6, Weather: Showers, Rail Position: +3.5m Entire

Section		Overall				1200m	1000m	800m	600m	400m	Last 600m	
Field Times		1:24.55				1:10.76	0:59.03	0:46.92	0:34.75	0:23.16	0:34.75	
		(0:13.79)				(0:11.73)	(0:12.11)	(0:12.17)	(0:11.59)	(0:11.26)		
Rank	TAB	Horse/Jockey	Barrier	Top Speed [km/h]	Fastest Section							Distance Travelled [m]
1	8	THE LAST SAGA	3	66.2	0:11.04	1:24.55 [1]	1:10.35 [5]	0:58.62 [5]	0:46.43 [5]	0:34.11 [4]	0:22.77 [4]	0:34.11
		Amy Graham		400m	400m	(0:14.20)	(0:11.73)	(0:12.19)	(0:12.32)	(0:11.34)	(0:11.04)	
2	14	OUR HEART THROB	1	66.6	0:11.00	1:24.65 [2]	1:10.63 [4]	0:58.90 [4]	0:46.65 [4]	0:34.18 [6]	0:22.80 [5]	0:34.18 +4
		Cody Collis		400m	400m	(0:14.02)	(0:11.73)	(0:12.25)	(0:12.47)	(0:11.38)	(0:11.00)	
3	3	VICTORY'S GHOST	4	66.5	0:11.12	1:24.77 [3]	1:10.87 [2]	0:59.09 [3]	0:46.84 [3]	0:34.50 [3]	0:23.38 [1]	0:34.50 +3
		Warwick Satherley		600m	600m	(0:13.90)	(0:11.78)	(0:12.25)	(0:12.34)	(0:11.12)	(0:11.26)	
4	13	SPIRIT TALKER	2	63.6	0:11.42	1:25.55 [4]	1:11.30 [6]	0:59.50 [6]	0:47.34 [6]	0:35.10 [5]	0:23.52 [6]	0:35.10 +0
		Chris McIver		400m	400m	(0:14.25)	(0:11.80)	(0:12.16)	(0:12.24)	(0:11.58)	(0:11.42)	
5	7	OHH ERROL	5	64.2	0:11.53	1:25.96 [5]	1:12.03 [3]	1:00.36 [2]	0:48.14 [2]	0:35.92 [2]	0:24.39 [3]	0:35.92 -1
		McKenzie Apel		600m	600m	(0:13.93)	(0:11.67)	(0:12.22)	(0:12.22)	(0:11.53)	(0:11.71)	
6	12	DEVOTED DEPUTY	6	63.1	0:11.69	1:26.08 [6]	1:12.29 [1]	1:00.56 [1]	0:48.45 [1]	0:36.28 [1]	0:24.59 [2]	0:36.28 -4
		Tom Orr		600m	600m	(0:13.79)	(0:11.73)	(0:12.11)	(0:12.17)	(0:11.69)	(0:11.71)	

Scratched: The Torque Factor (#1), Storm Force Ten (#2), Heroic Beach (#4), Grey Impact (#5), Lets Dance Jandy (#6), Native Bee (#9), Peaking Tom (#10), Craiglea Oreo (#11)



Rockhampton Professional
Race 6: ARC BM55 Handicap - 1400m
17 February 2026 - 17:37



Track Rating: Soft 6, Weather: Showers, Rail Position: +3.5m Entire

Section Field Times		200m 0:11.90 (0:11.90)		Last 600m 0:34.75			
Rank	TAB	Horse/Jockey	Barrier	Top Speed [km/h]	Fastest Section	Margin	Distance Travelled [m]
1	8	THE LAST SAGA	3	66.2	0:11.04	0:11.73 [2]	1:24.55
		Amy Graham		400m	400m	(0:11.73)	0:34.11
2	14	OUR HEART THROB	1	66.6	0:11.00	0:11.80 [3]	0.59L
		Cody Collis		400m	400m	(0:11.80)	0:34.18 +4
3	3	VICTORY'S GHOST	4	66.5	0:11.12	0:12.12 [1]	1.26L
		Warwick Satherley		600m	600m	(0:12.12)	0:34.50 +3
4	13	SPIRIT TALKER	2	63.6	0:11.42	0:12.10 [6]	5.86L
		Chris McIver		400m	400m	(0:12.10)	0:35.10 +0
5	7	OHH ERROL	5	64.2	0:11.53	0:12.68 [5]	8.27L
		McKenzie Apel		600m	600m	(0:12.68)	0:35.92 -1
6	12	DEVOTED DEPUTY	6	63.1	0:11.69	0:12.88 [4]	8.95L
		Tom Orr		600m	600m	(0:12.88)	0:36.28 -4

Scratched: The Torque Factor (#1), Storm Force Ten (#2), Heroic Beach (#4), Grey Impact (#5), Lets Dance Jandy (#6), Native Bee (#9), Peaking Tom (#10), Craiglea Oreo (#11)



Horse/Jockey Name	The Last Saga
Final Rank	1
Fastest Section Time (Section)	0:11.04 (400m)
Top Speed [km/h] (Section)	66.2 (400m)
Race State	Finished

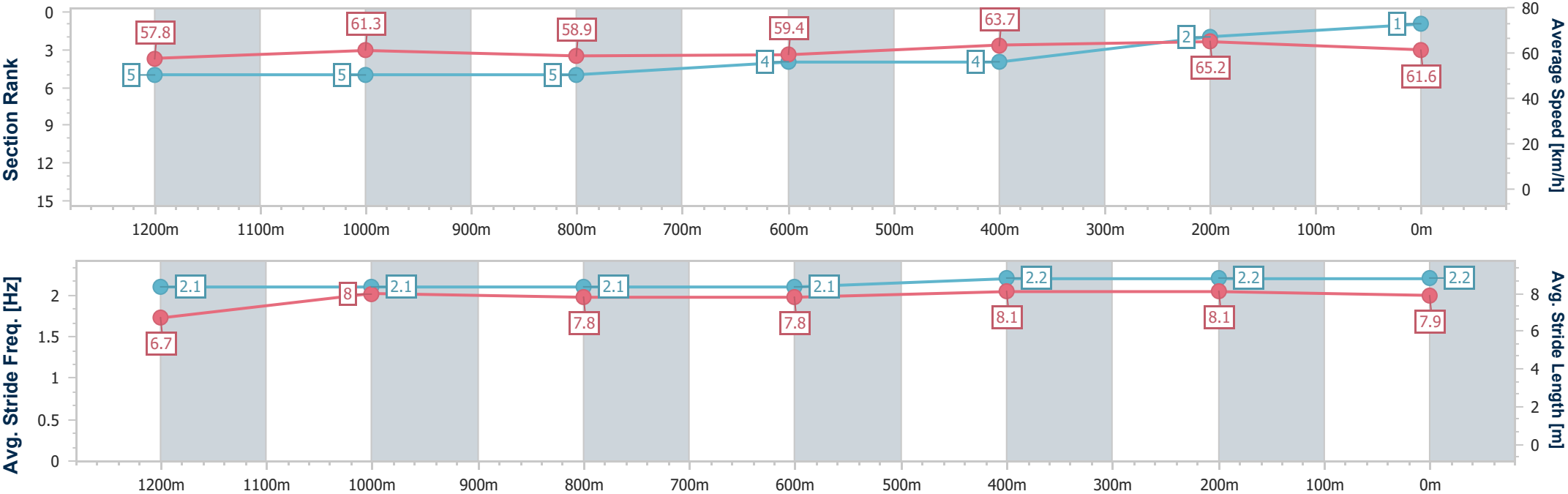


RockhamptonProfessional
Race 6: ARC BM55 Handicap - 1400m
17 February 2026 - 17:37



Track Rating: Soft 6, Weather: Showers, Rail Position: +3.5m Entire

Section	Overall	1200m	1000m	800m	600m	400m	200m						
Section Times	1:24.55 [1] (0:14.20)	1:10.35 [5] (0:11.73)	0:58.62 [5] (0:12.19)	0:46.43 [5] (0:12.32)	0:34.11 [4] (0:11.34)	0:22.77 [4] (0:11.04)	0:11.73 [2] (0:11.73)						
Average Speed [km/h]	57.8	61.3	58.9	59.4	63.7	65.2	61.6						
Top Speed [km/h]	61.6	62.4	61.1	61.7	66.1	66.2	63.5						
Avg. Dist. to Rail [m]	1.4	0.4	0.7	2.1	5.1	6.3	5.8						
Avg. Stride Freq. [Hz]	2.1	2.1	2.1	2.1	2.2	2.2	2.2						
Avg. Stride Length [m]	6.7	8.0	7.8	7.8	8.1	8.1	7.9						





Horse/Jockey Name	Our Heart Throb
Final Rank	2
Fastest Section Time (Section)	0:11.00 (400m)
Top Speed [km/h] (Section)	66.6 (400m)
Race State	Finished

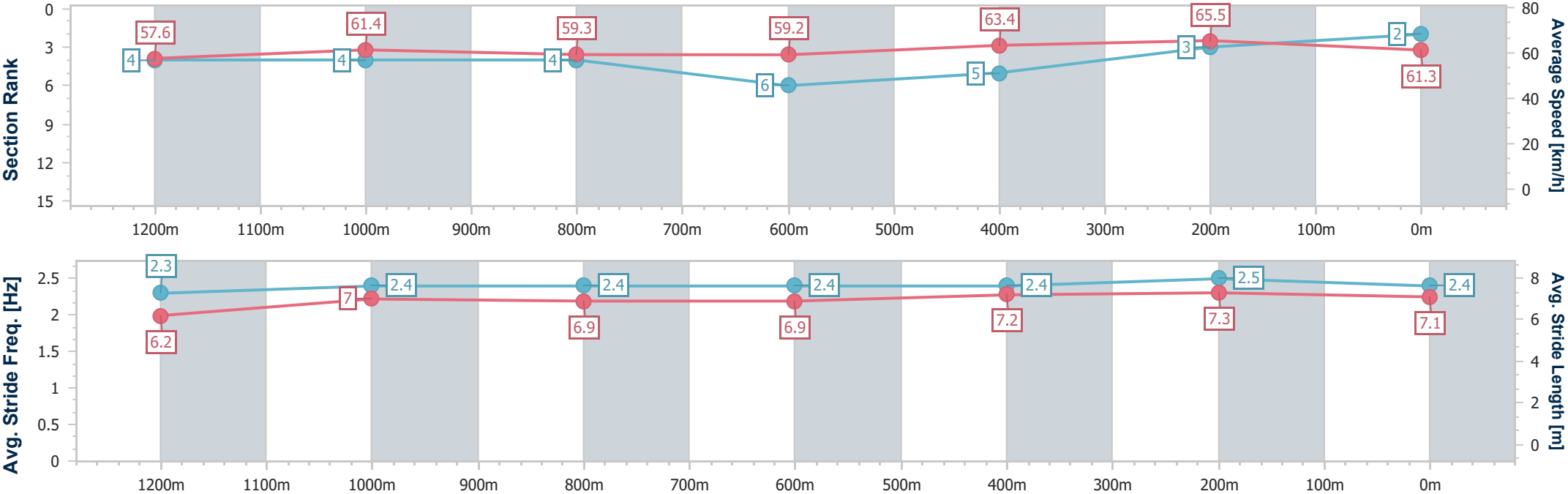


RockhamptonProfessional
Race 6: ARC BM55 Handicap - 1400m
17 February 2026 - 17:37



Track Rating: Soft 6, Weather: Showers, Rail Position: +3.5m Entire

Section	Overall	1200m	1000m	800m	600m	400m	200m						
Section Times	1:24.65 [2] (0:14.02)	1:10.63 [4] (0:11.73)	0:58.90 [4] (0:12.25)	0:46.65 [4] (0:12.47)	0:34.18 [6] (0:11.38)	0:22.80 [5] (0:11.00)	0:11.80 [3] (0:11.80)						
Average Speed [km/h]	57.6	61.4	59.3	59.2	63.4	65.5	61.3						
Top Speed [km/h]	59.9	62.9	61.1	61.0	66.0	66.6	65.0						
Avg. Dist. to Rail [m]	1.1	0.6	1.2	3.1	4.0	5.2	5.1						
Avg. Stride Freq. [Hz]	2.3	2.4	2.4	2.4	2.4	2.5	2.4						
Avg. Stride Length [m]	6.2	7.0	6.9	6.9	7.2	7.3	7.1						





Horse/Jockey Name	Victory's Ghost
Final Rank	3
Fastest Section Time (Section)	0:11.12 (600m)
Top Speed [km/h] (Section)	66.5 (600m)
Race State	Finished

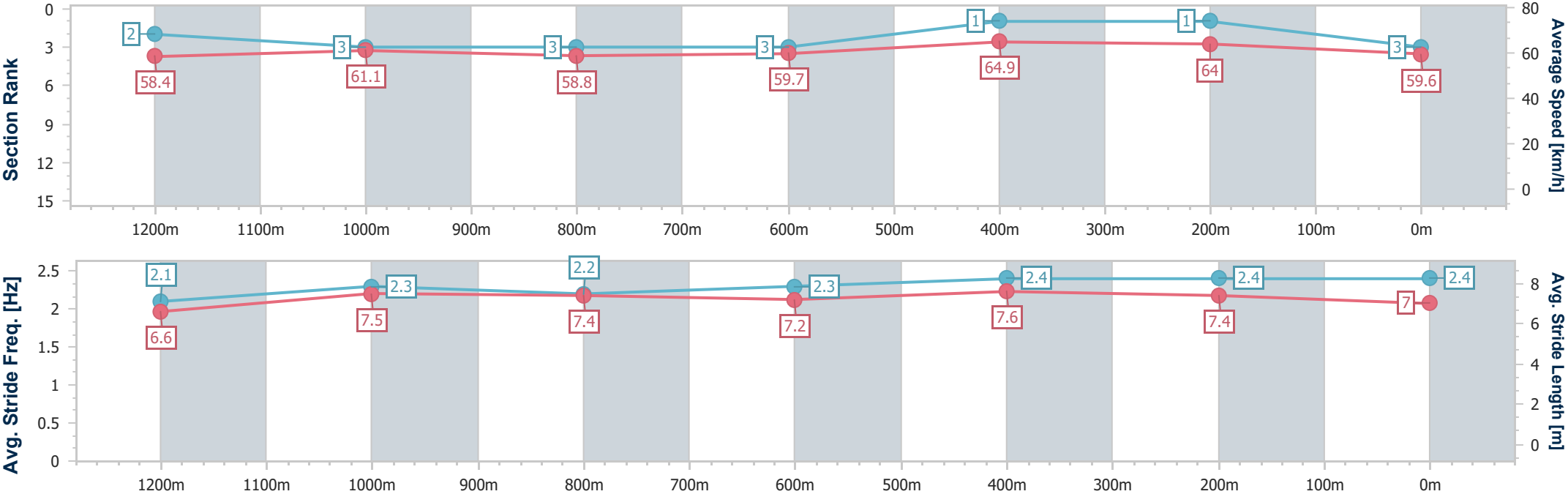


RockhamptonProfessional
Race 6: ARC BM55 Handicap - 1400m
17 February 2026 - 17:37



Track Rating: Soft 6, Weather: Showers, Rail Position: +3.5m Entire

Section	Overall	1200m	1000m	800m	600m	400m	200m						
Section Times	1:24.77 [3] (0:13.90)	1:10.87 [2] (0:11.78)	0:59.09 [3] (0:12.25)	0:46.84 [3] (0:12.34)	0:34.50 [3] (0:11.12)	0:23.38 [1] (0:11.26)	0:12.12 [1] (0:12.12)						
Average Speed [km/h]	58.4	61.1	58.8	59.7	64.9	64.0	59.6						
Top Speed [km/h]	63.0	63.3	60.7	61.7	66.5	66.5	62.2						
Avg. Dist. to Rail [m]	2.1	0.2	0.9	2.8	4.0	3.4	2.1						
Avg. Stride Freq. [Hz]	2.1	2.3	2.2	2.3	2.4	2.4	2.4						
Avg. Stride Length [m]	6.6	7.5	7.4	7.2	7.6	7.4	7.0						





Horse/Jockey Name	Spirit Talker
Final Rank	4
Fastest Section Time (Section)	0:11.42 (400m)
Top Speed [km/h] (Section)	63.6 (400m)
Race State	Finished

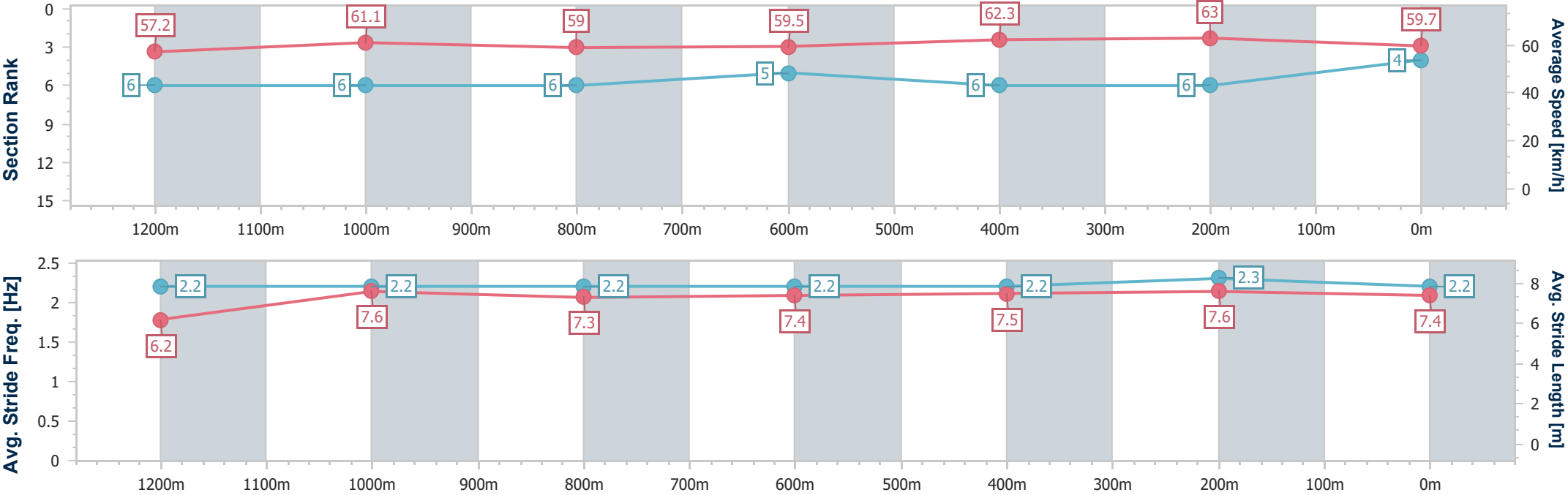


RockhamptonProfessional
Race 6: ARC BM55 Handicap - 1400m
17 February 2026 - 17:37



Track Rating: Soft 6, Weather: Showers, Rail Position: +3.5m Entire

Section	Overall	1200m	1000m	800m	600m	400m	200m						
Section Times	1:25.55 [4] (0:14.25)	1:11.30 [6] (0:11.80)	0:59.50 [6] (0:12.16)	0:47.34 [6] (0:12.24)	0:35.10 [5] (0:11.58)	0:23.52 [6] (0:11.42)	0:12.10 [6] (0:12.10)						
Average Speed [km/h]	57.2	61.1	59.0	59.5	62.3	63.0	59.7						
Top Speed [km/h]	62.0	62.1	60.7	60.6	63.0	63.6	62.2						
Avg. Dist. to Rail [m]	1.5	0.6	0.6	1.4	4.0	7.0	7.1						
Avg. Stride Freq. [Hz]	2.2	2.2	2.2	2.2	2.2	2.3	2.2						
Avg. Stride Length [m]	6.2	7.6	7.3	7.4	7.5	7.6	7.4						





Horse/Jockey Name	Ohh Errol
Final Rank	5
Fastest Section Time (Section)	0:11.53 (600m)
Top Speed [km/h] (Section)	64.2 (600m)
Race State	Finished

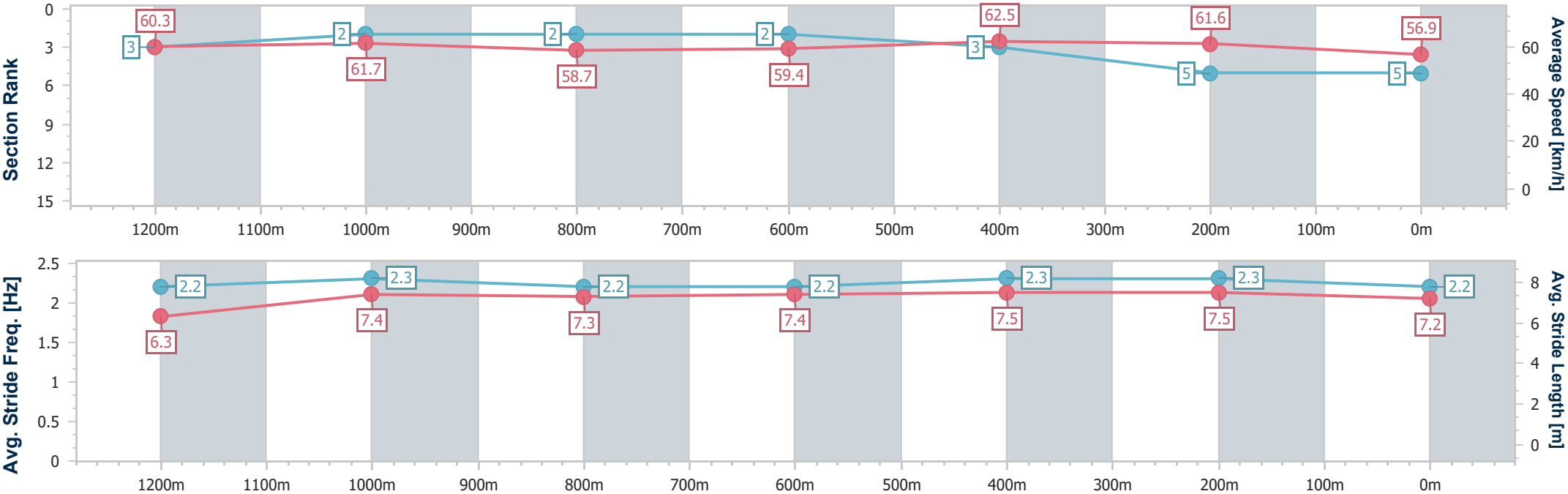


RockhamptonProfessional
Race 6: ARC BM55 Handicap - 1400m
17 February 2026 - 17:37



Track Rating: Soft 6, Weather: Showers, Rail Position: +3.5m Entire

Section	Overall	1200m	1000m	800m	600m	400m	200m						
Section Times	1:25.96 [5] (0:13.93)	1:12.03 [3] (0:11.67)	1:00.36 [2] (0:12.22)	0:48.14 [2] (0:12.22)	0:35.92 [2] (0:11.53)	0:24.39 [3] (0:11.71)	0:12.68 [5] (0:12.68)						
Average Speed [km/h]	60.3	61.7	58.7	59.4	62.5	61.6	56.9						
Top Speed [km/h]	63.0	63.0	60.7	60.9	64.2	62.9	59.8						
Avg. Dist. to Rail [m]	2.5	1.3	0.4	1.3	3.3	2.7	2.2						
Avg. Stride Freq. [Hz]	2.2	2.3	2.2	2.2	2.3	2.3	2.2						
Avg. Stride Length [m]	6.3	7.4	7.3	7.4	7.5	7.5	7.2						





Horse/Jockey Name	Devoted Deputy
Final Rank	6
Fastest Section Time (Section)	0:11.69 (600m)
Top Speed [km/h] (Section)	63.1 (600m)
Race State	Finished



RockhamptonProfessional
Race 6: ARC BM55 Handicap - 1400m
17 February 2026 - 17:37



Track Rating: Soft 6, Weather: Showers, Rail Position: +3.5m Entire

Section	Overall	1200m	1000m	800m	600m	400m	200m						
Section Times	1:26.08 [6] (0:13.79)	1:12.29 [1] (0:11.73)	1:00.56 [1] (0:12.11)	0:48.45 [1] (0:12.17)	0:36.28 [1] (0:11.69)	0:24.59 [2] (0:11.71)	0:12.88 [4] (0:12.88)						
Average Speed [km/h]	59.5	61.1	58.9	59.3	61.6	61.5	56.2						
Top Speed [km/h]	61.9	62.2	61.4	60.1	63.1	62.9	59.2						
Avg. Dist. to Rail [m]	3.5	1.0	1.5	1.3	3.3	3.2	2.7						
Avg. Stride Freq. [Hz]	2.3	2.3	2.3	2.3	2.3	2.4	2.3						
Avg. Stride Length [m]	6.3	7.1	7.0	7.1	6.9	6.7	6.6						

