



Eagle Farm QLD Professional

Race 1: Racecourse Village Maiden Handicap - 1800m

18 February 2026 - 13:38



BRISBANE
RACING CLUB

Track Rating: Soft 5, Weather: Fine, Rail Position: +12m Entire

Section						Overall	1600m	1400m	1200m	1000m	800m	600m	Last 600m		
Field Times						1:50.06 (0:13.90)	1:36.16 (0:11.58)	1:24.58 (0:12.11)	1:12.47 (0:12.10)	1:00.37 (0:12.04)	0:48.33 (0:11.74)	0:36.59 (0:12.13)	0:36.59		
Rank	TAB	Horse/Jockey	Barrier	Top Speed [km/h]	Fastest Section									Distance Travelled [m]	
1	5	LADY TANGALOOMA	5	63.5	0:11.55	1:50.06 [1]	1:35.55 [7]	1:23.63 [7]	1:11.54 [7]	0:59.48 [7]	0:47.34 [7]	0:35.79 [7]	0:35.79		
		Ben Thompson		800m	800m	(0:14.51)	(0:11.92)	(0:12.09)	(0:12.06)	(0:12.14)	(0:11.55)	(0:11.70)			
2	3	WANNA KISS	1	64.7	0:11.60	1:50.58 [2]	1:36.31 [5]	1:24.62 [3]	1:12.45 [5]	1:00.40 [5]	0:48.24 [4]	0:36.64 [4]	0:36.64 -1		
		Fred Larson		800m	800m	(0:14.27)	(0:11.69)	(0:12.17)	(0:12.05)	(0:12.16)	(0:11.60)	(0:11.80)			
3	6	BLIGHTYS HOPE	3	64.6	0:11.65	1:50.59 [3]	1:36.47 [4]	1:24.55 [5]	1:12.37 [6]	1:00.17 [6]	0:48.03 [6]	0:36.38 [6]	0:36.38 +1		
		Jace McMurray		800m	800m	(0:14.12)	(0:11.92)	(0:12.18)	(0:12.20)	(0:12.14)	(0:11.65)	(0:11.66)			
4	4	BASSETT'S CHOICE	2	61.8	0:11.62	1:50.86 [4]	1:36.81 [2]	1:24.88 [4]	1:12.79 [4]	1:00.77 [4]	0:48.79 [3]	0:37.17 [3]	0:37.17 -11		
		Andrew Mallyon		1600m	800m	(0:14.05)	(0:11.93)	(0:12.09)	(0:12.02)	(0:11.98)	(0:11.62)	(0:11.91)			
5	10	BOLD BEAUTY	4	76.4	0:11.67	1:51.46 [5]	1:37.40 [3]	1:25.61 [2]	1:13.51 [3]	1:01.38 [3]	0:49.07 [5]	0:37.40 [5]	0:37.40 +4		
		Montana Philpot		1400m	800m	(0:14.06)	(0:11.79)	(0:12.10)	(0:12.13)	(0:12.31)	(0:11.67)	(0:11.75)			
6	11	SCUTI	8	68.0	0:11.64	1:51.48 [6]	1:37.04 [6]	1:25.40 [6]	1:13.76 [2]	1:01.70 [2]	0:49.75 [1]	0:38.01 [1]	0:38.01 +10		
		Chelsea Baker		1400m	1600m	(0:14.44)	(0:11.64)	(0:11.64)	(0:12.06)	(0:11.95)	(0:11.74)	(0:12.30)			
7	7	CYPHER PRINCE	6	63.1	0:11.51	1:51.51 [7]	1:36.86 [9]	1:24.91 [9]	1:12.80 [8]	1:00.84 [8]	0:48.65 [8]	0:37.14 [8]	0:37.14 -2		
		Taylor Marshall		800m	800m	(0:14.65)	(0:11.95)	(0:12.11)	(0:11.96)	(0:12.19)	(0:11.51)	(0:11.76)			
8	1	NEXTA SANTA ANA	9	64.0	0:11.58	1:53.93 [8]	1:40.03 [1]	1:28.45 [1]	1:16.34 [1]	1:04.24 [1]	0:52.16 [2]	0:40.34 [2]	0:40.34 +3		
		Karl Zechner		Overall	1600m	(0:13.90)	(0:11.58)	(0:12.11)	(0:12.10)	(0:12.08)	(0:11.82)	(0:12.27)			
9	8	PEARL OF SICILY	7	65.4	0:11.80	1:57.01 [9]	1:42.49 [8]	1:30.51 [8]	1:18.09 [9]	1:06.00 [9]	0:53.80 [9]	0:42.00 [9]	0:42.00 -8		
		Jake Bayliss		1000m	800m	(0:14.52)	(0:11.98)	(0:12.42)	(0:12.09)	(0:12.20)	(0:11.80)	(0:12.73)			

Scratched: Isla Delilah (#2), Artistic Touch (#9)



Eagle Farm QLD Professional

Race 1: Racecourse Village Maiden Handicap - 1800m

18 February 2026 - 13:38



BRISBANE
RACING CLUB

Track Rating: Soft 5, Weather: Fine, Rail Position: +12m Entire

Section		400m		200m		Last 600m			
Field Times		0:24.46 (0:12.02)		0:12.44 (0:12.44)		0:36.59			
Rank	TAB	Horse/Jockey	Barrier	Top Speed [km/h]	Fastest Section	Margin		Distance Travelled [m]	
1	5	LADY TANGALOOMA	5	63.5	0:11.55	0:24.09 [7]	0:12.35 [3]	1:50.06	0:35.79
		Ben Thompson		800m	800m	(0:11.74)	(0:12.35)		
2	3	WANNA KISS	1	64.7	0:11.60	0:24.84 [2]	0:12.91 [2]	3.1L	0:36.64 -1
		Fred Larson		800m	800m	(0:11.93)	(0:12.91)		
3	6	BLIGHTYS HOPE	3	64.6	0:11.65	0:24.72 [6]	0:12.80 [4]	3.1L	0:36.38 +1
		Jace McMurray		800m	800m	(0:11.92)	(0:12.80)		
4	4	BASSETT'S CHOICE	2	61.8	0:11.62	0:25.26 [1]	0:13.24 [1]	4.7L	0:37.17 -11
		Andrew Mallyon		1600m	800m	(0:12.02)	(0:13.24)		
5	10	BOLD BEAUTY	4	76.4	0:11.67	0:25.65 [4]	0:13.06 [6]	8.2L	0:37.40 +4
		Montana Philpot		1400m	800m	(0:12.59)	(0:13.06)		
6	11	SCUTI	8	68.0	0:11.64	0:25.71 [3]	0:13.33 [5]	8.4L	0:38.01 +10
		Chelsea Baker		1400m	1600m	(0:12.38)	(0:13.33)		
7	7	CYPHER PRINCE	6	63.1	0:11.51	0:25.38 [8]	0:13.03 [7]	8.6L	0:37.14 -2
		Taylor Marshall		800m	800m	(0:12.35)	(0:13.03)		
8	1	NEXTA SANTA ANA	9	64.0	0:11.58	0:28.07 [5]	0:14.91 [8]	22.8L	0:40.34 +3
		Karl Zechner		Overall	1600m	(0:13.16)	(0:14.91)		
9	8	PEARL OF SICILY	7	65.4	0:11.80	0:29.27 [9]	0:15.98 [9]	40.9L	0:42.00 -8
		Jake Bayliss		1000m	800m	(0:13.29)	(0:15.98)		

Scratched: Isla Delilah (#2), Artistic Touch (#9)



Horse/Jockey Name	Lady Tangalooma
Final Rank	1
Fastest Section Time (Section)	0:11.55 (800m)
Top Speed [km/h] (Section)	63.5 (800m)
Race State	Finished



Eagle Farm QLD Professional

Race 1: Racecourse Village Maiden Handicap - 1800m

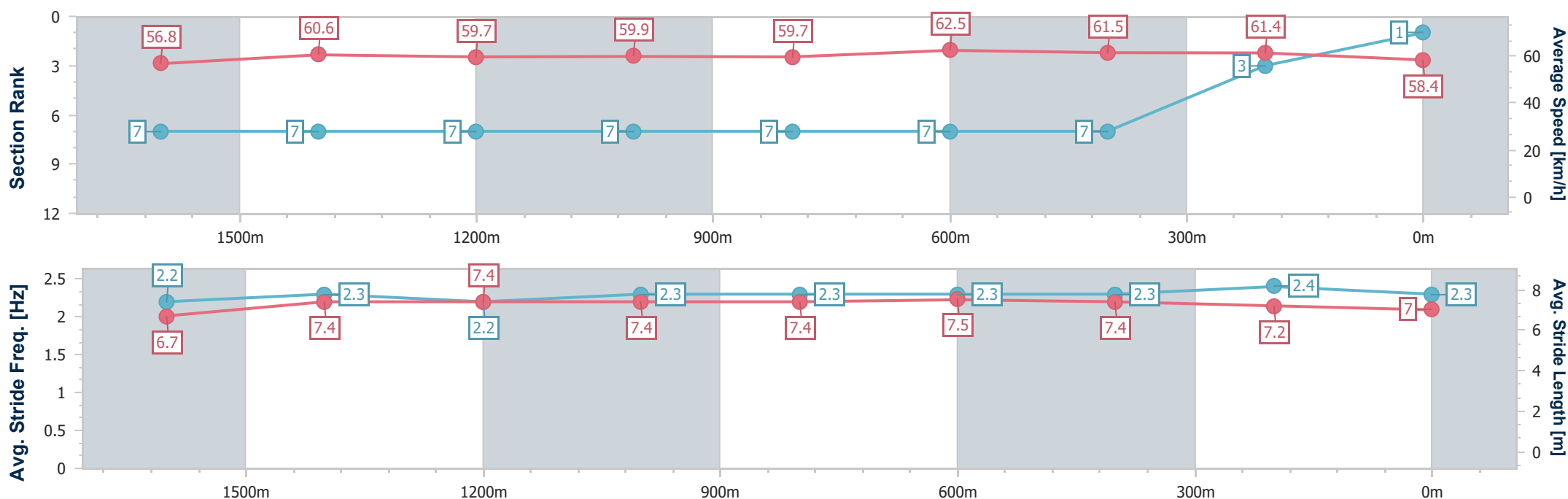
18 February 2026 - 13:38

Track Rating: Soft 5, Weather: Fine, Rail Position: +12m Entire



BRISBANE
RACING CLUB

Section	Overall	1600m	1400m	1200m	1000m	800m	600m	400m	200m				
Section Times	1:50.06 [1] (0:14.51)	1:35.55 [7] (0:11.92)	1:23.63 [7] (0:12.09)	1:11.54 [7] (0:12.06)	0:59.48 [7] (0:12.14)	0:47.34 [7] (0:11.55)	0:35.79 [7] (0:11.70)	0:24.09 [7] (0:11.74)	0:12.35 [3] (0:12.35)				
Average Speed [km/h]	56.8	60.6	59.7	59.9	59.7	62.5	61.5	61.4	58.4				
Top Speed [km/h]	58.6	62.8	63.0	60.8	61.1	63.5	62.5	62.4	60.7				
Avg. Dist. to Rail [m]	3.1	1.3	2.1	2.4	1.4	0.6	0.2	2.0	2.6				
Avg. Stride Freq. [Hz]	2.2	2.3	2.2	2.3	2.3	2.3	2.3	2.4	2.3				
Avg. Stride Length [m]	6.7	7.4	7.4	7.4	7.4	7.5	7.4	7.2	7.0				





Horse/Jockey Name	Wanna Kiss
Final Rank	2
Fastest Section Time (Section)	0:11.60 (800m)
Top Speed [km/h] (Section)	64.7 (800m)
Race State	Finished



Eagle Farm QLD Professional

Race 1: Racecourse Village Maiden Handicap - 1800m

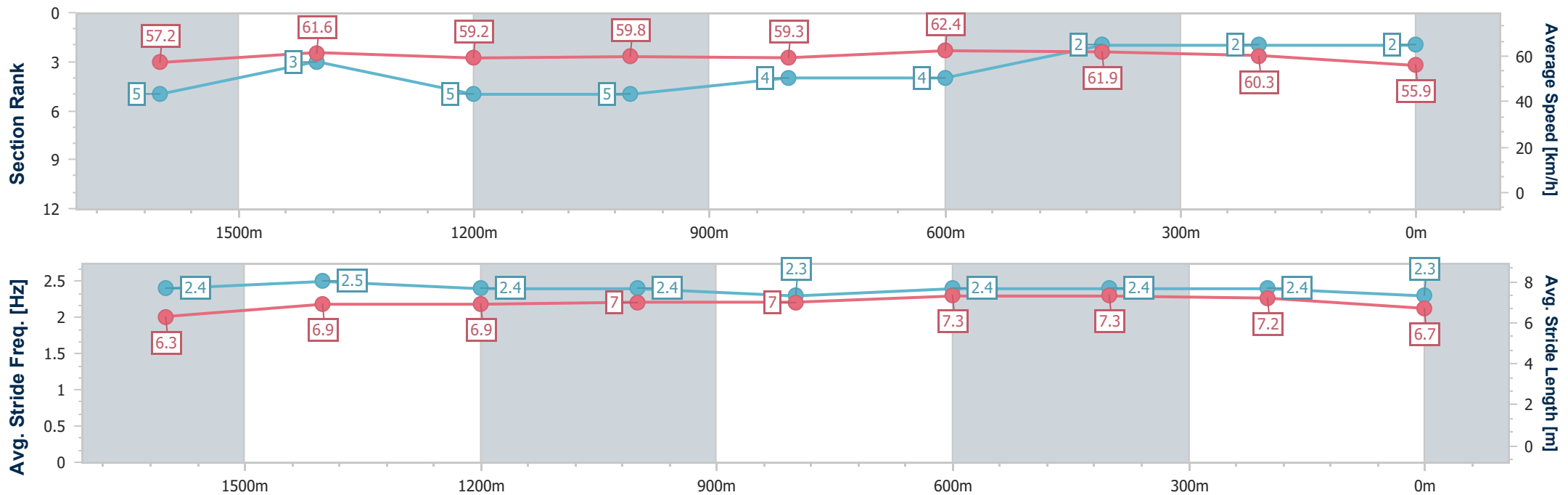
18 February 2026 - 13:38

Track Rating: Soft 5, Weather: Fine, Rail Position: +12m Entire



BRISBANE
RACING CLUB

Section	Overall	1600m	1400m	1200m	1000m	800m	600m	400m	200m				
Section Times	1:50.58 [2] (0:14.27)	1:36.31 [5] (0:11.69)	1:24.62 [3] (0:12.17)	1:12.45 [5] (0:12.05)	1:00.40 [5] (0:12.16)	0:48.24 [4] (0:11.60)	0:36.64 [4] (0:11.80)	0:24.84 [2] (0:11.93)	0:12.91 [2] (0:12.91)				
Average Speed [km/h]	57.2	61.6	59.2	59.8	59.3	62.4	61.9	60.3	55.9				
Top Speed [km/h]	59.7	63.0	62.6	61.1	60.9	64.7	63.8	61.7	58.7				
Avg. Dist. to Rail [m]	1.1	0.4	0.3	0.4	0.2	0.8	3.7	7.7	9.5				
Avg. Stride Freq. [Hz]	2.4	2.5	2.4	2.4	2.3	2.4	2.4	2.4	2.3				
Avg. Stride Length [m]	6.3	6.9	6.9	7.0	7.0	7.3	7.3	7.2	6.7				





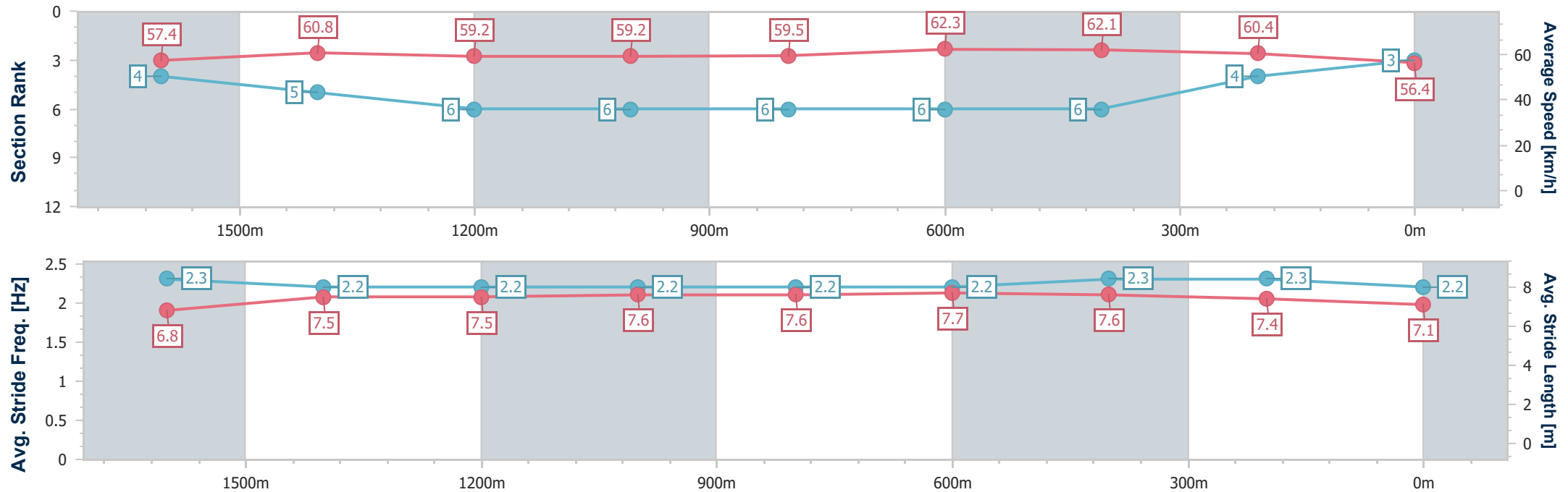
Horse/Jockey Name	Blightys Hope
Final Rank	3
Fastest Section Time (Section)	0:11.65 (800m)
Top Speed [km/h] (Section)	64.6 (800m)
Race State	Finished



Eagle Farm QLD Professional
Race 1: Racecourse Village Maiden Handicap - 1800m
18 February 2026 - 13:38
Track Rating: Soft 5, Weather: Fine, Rail Position: +12m Entire



Section	Overall	1600m	1400m	1200m	1000m	800m	600m	400m	200m				
Section Times	1:50.59 [3] (0:14.12)	1:36.47 [4] (0:11.92)	1:24.55 [5] (0:12.18)	1:12.37 [6] (0:12.20)	1:00.17 [6] (0:12.14)	0:48.03 [6] (0:11.65)	0:36.38 [6] (0:11.66)	0:24.72 [6] (0:11.92)	0:12.80 [4] (0:12.80)				
Average Speed [km/h]	57.4	60.8	59.2	59.2	59.5	62.3	62.1	60.4	56.4				
Top Speed [km/h]	59.6	61.7	61.1	60.6	60.8	64.6	63.7	61.7	58.9				
Avg. Dist. to Rail [m]	3.4	2.1	2.1	2.4	1.2	1.4	1.5	4.6	7.1				
Avg. Stride Freq. [Hz]	2.3	2.2	2.2	2.2	2.2	2.2	2.3	2.3	2.2				
Avg. Stride Length [m]	6.8	7.5	7.5	7.6	7.6	7.7	7.6	7.4	7.1				



[] Ranking at each section and finish
-.-.- No data available at this section
NA No data available



Horse/Jockey Name	Bassett's Choice
Final Rank	4
Fastest Section Time (Section)	0:11.62 (800m)
Top Speed [km/h] (Section)	61.8 (1600m)
Race State	Finished



Eagle Farm QLD Professional

Race 1: Racecourse Village Maiden Handicap - 1800m

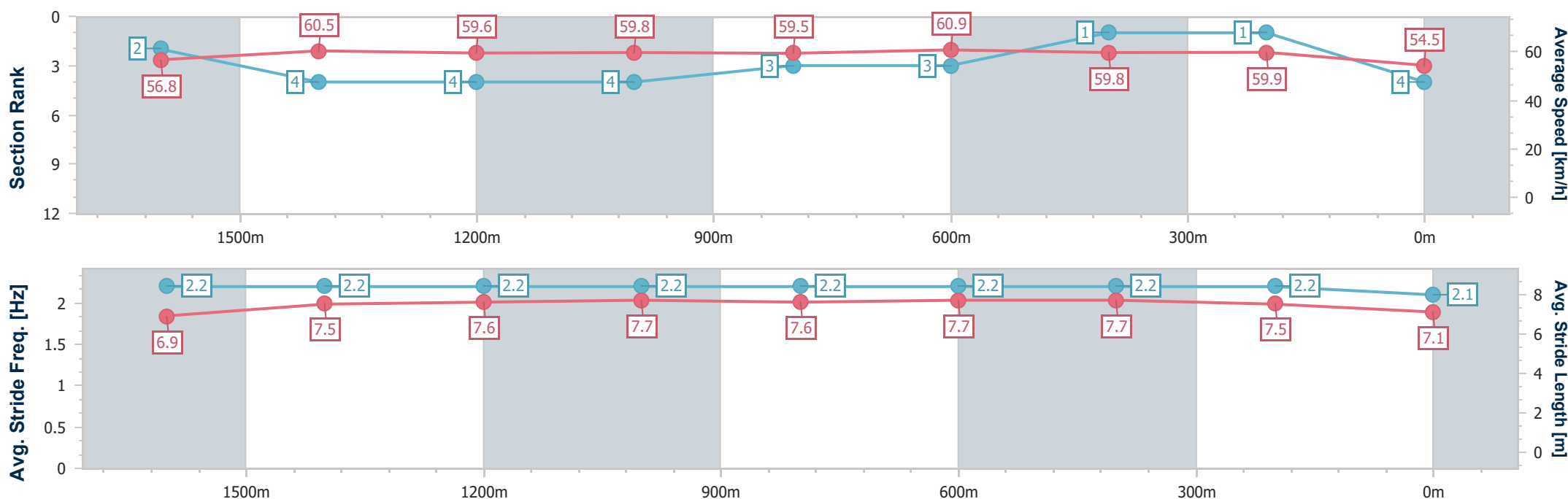
18 February 2026 - 13:38

Track Rating: Soft 5, Weather: Fine, Rail Position: +12m Entire



BRISBANE
RACING CLUB

Section	Overall	1600m	1400m	1200m	1000m	800m	600m	400m	200m				
Section Times	1:50.86 [4] (0:14.05)	1:36.81 [2] (0:11.93)	1:24.88 [4] (0:12.09)	1:12.79 [4] (0:12.02)	1:00.77 [4] (0:11.98)	0:48.79 [3] (0:11.62)	0:37.17 [3] (0:11.91)	0:25.26 [1] (0:12.02)	0:13.24 [1] (0:13.24)				
Average Speed [km/h]	56.8	60.5	59.6	59.8	59.5	60.9	59.8	59.9	54.5				
Top Speed [km/h]	59.5	61.8	60.7	61.1	60.9	61.6	61.5	61.6	58.0				
Avg. Dist. to Rail [m]	2.8	1.0	0.6	0.7	1.9	3.4	2.1	2.1	4.4				
Avg. Stride Freq. [Hz]	2.2	2.2	2.2	2.2	2.2	2.2	2.2	2.2	2.1				
Avg. Stride Length [m]	6.9	7.5	7.6	7.7	7.6	7.7	7.7	7.5	7.1				





Horse/Jockey Name	Bold Beauty
Final Rank	5
Fastest Section Time (Section)	0:11.67 (800m)
Top Speed [km/h] (Section)	76.4 (1400m)
Race State	Finished



Eagle Farm QLD Professional

Race 1: Racecourse Village Maiden Handicap - 1800m

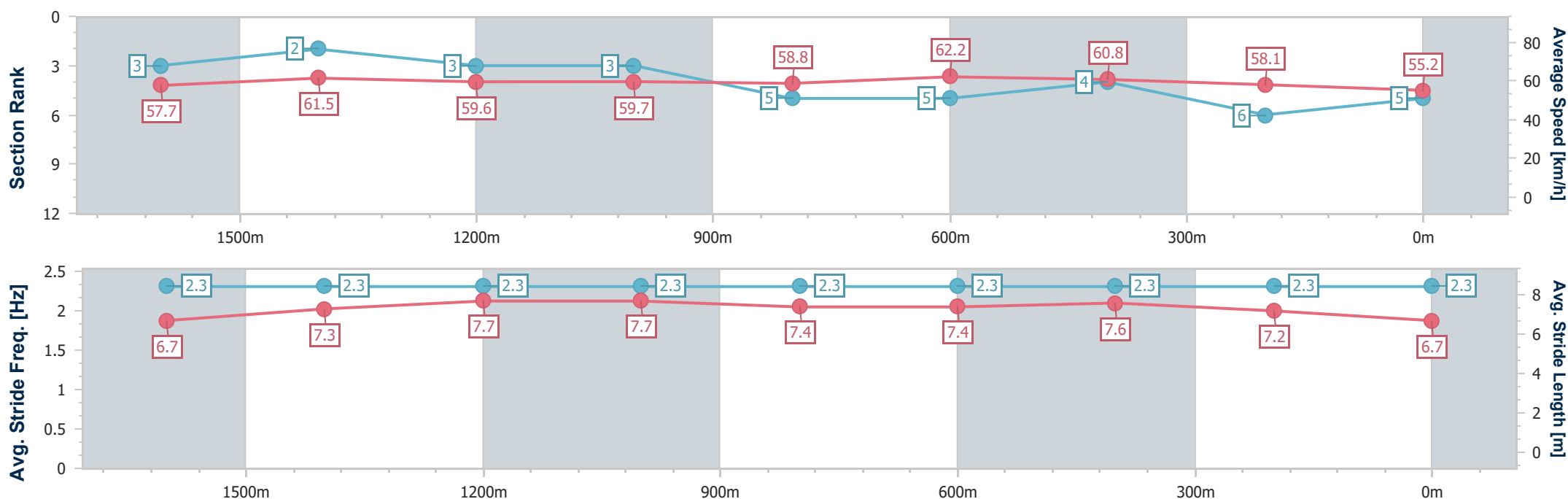
18 February 2026 - 13:38

Track Rating: Soft 5, Weather: Fine, Rail Position: +12m Entire



BRISBANE
RACING CLUB

Section	Overall	1600m	1400m	1200m	1000m	800m	600m	400m	200m				
Section Times	1:51.46 [5] (0:14.06)	1:37.40 [3] (0:11.79)	1:25.61 [2] (0:12.10)	1:13.51 [3] (0:12.13)	1:01.38 [3] (0:12.31)	0:49.07 [5] (0:11.67)	0:37.40 [5] (0:11.75)	0:25.65 [4] (0:12.59)	0:13.06 [6] (0:13.06)				
Average Speed [km/h]	57.7	61.5	59.6	59.7	58.8	62.2	60.8	58.1	55.2				
Top Speed [km/h]	60.4	62.9	76.4	67.7	61.0	71.4	71.8	62.6	57.9				
Avg. Dist. to Rail [m]	4.8	2.8	2.5	2.6	1.3	1.1	1.7	4.7	9.5				
Avg. Stride Freq. [Hz]	2.3	2.3	2.3	2.3	2.3	2.3	2.3	2.3	2.3				
Avg. Stride Length [m]	6.7	7.3	7.7	7.7	7.4	7.4	7.6	7.2	6.7				





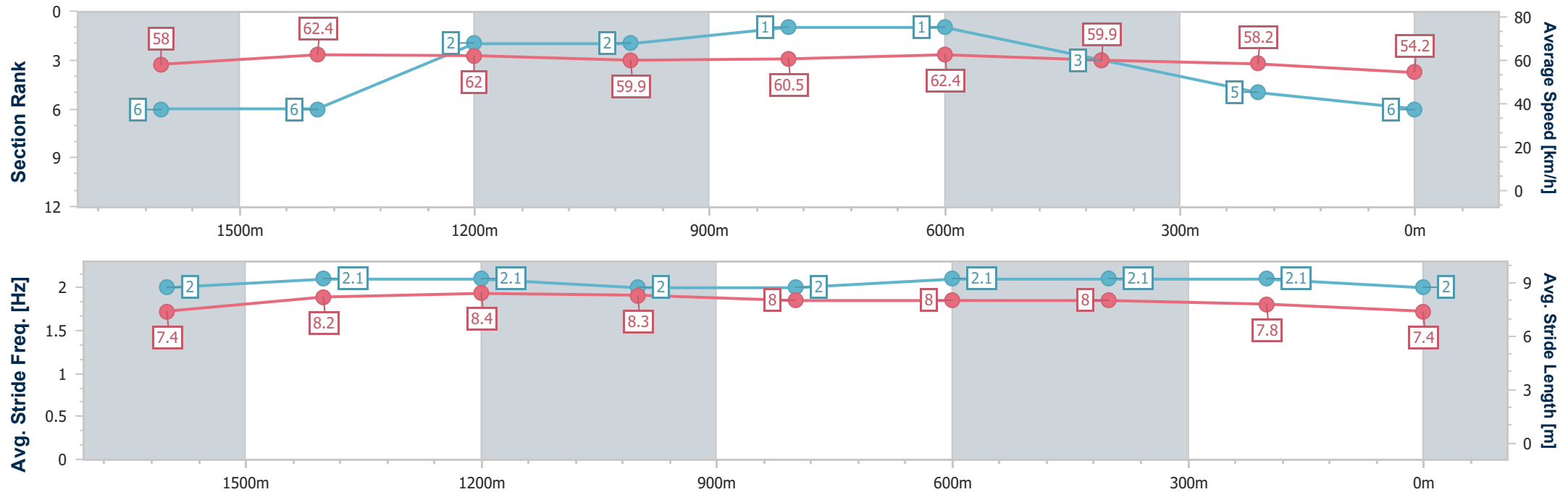
Horse/Jockey Name	Scuti
Final Rank	6
Fastest Section Time (Section)	0:11.64 (1600m)
Top Speed [km/h] (Section)	68.0 (1400m)
Race State	Finished



Eagle Farm QLD Professional
Race 1: Racecourse Village Maiden Handicap - 1800m
18 February 2026 - 13:38
Track Rating: Soft 5, Weather: Fine, Rail Position: +12m Entire



Section	Overall	1600m	1400m	1200m	1000m	800m	600m	400m	200m				
Section Times	1:51.48 [6] (0:14.44)	1:37.04 [6] (0:11.64)	1:25.40 [6] (0:11.64)	1:13.76 [2] (0:12.06)	1:01.70 [2] (0:11.95)	0:49.75 [1] (0:11.74)	0:38.01 [1] (0:12.30)	0:25.71 [3] (0:12.38)	0:13.33 [5] (0:13.33)				
Average Speed [km/h]	58.0	62.4	62.0	59.9	60.5	62.4	59.9	58.2	54.2				
Top Speed [km/h]	61.4	65.3	68.0	61.0	62.0	63.6	63.6	59.8	56.4				
Avg. Dist. to Rail [m]	6.5	3.1	2.5	1.8	0.8	3.3	5.5	6.6	7.4				
Avg. Stride Freq. [Hz]	2.0	2.1	2.1	2.0	2.0	2.1	2.1	2.1	2.0				
Avg. Stride Length [m]	7.4	8.2	8.4	8.3	8.0	8.0	8.0	7.8	7.4				



[] Ranking at each section and finish
-.-.- No data available at this section
NA No data available



Horse/Jockey Name	Cypher Prince
Final Rank	7
Fastest Section Time (Section)	0:11.51 (800m)
Top Speed [km/h] (Section)	63.1 (800m)
Race State	Finished



Eagle Farm QLD Professional

Race 1: Racecourse Village Maiden Handicap - 1800m

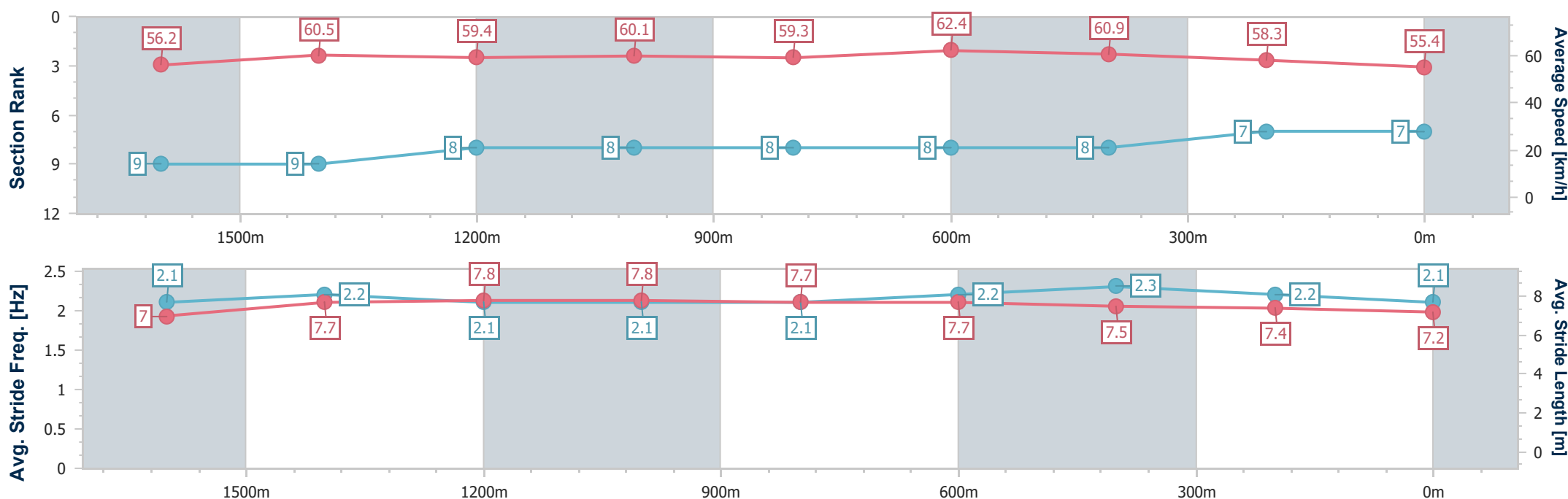
18 February 2026 - 13:38

Track Rating: Soft 5, Weather: Fine, Rail Position: +12m Entire



BRISBANE
RACING CLUB

Section	Overall	1600m	1400m	1200m	1000m	800m	600m	400m	200m				
Section Times	1:51.51 [7] (0:14.65)	1:36.86 [9] (0:11.95)	1:24.91 [9] (0:12.11)	1:12.80 [8] (0:11.96)	1:00.84 [8] (0:12.19)	0:48.65 [8] (0:11.51)	0:37.14 [8] (0:11.76)	0:25.38 [8] (0:12.35)	0:13.03 [7] (0:13.03)				
Average Speed [km/h]	56.2	60.5	59.4	60.1	59.3	62.4	60.9	58.3	55.4				
Top Speed [km/h]	58.2	62.7	62.7	61.3	60.8	63.1	62.4	59.7	57.1				
Avg. Dist. to Rail [m]	4.2	1.5	1.2	1.3	0.6	0.1	0.8	0.8	1.6				
Avg. Stride Freq. [Hz]	2.1	2.2	2.1	2.1	2.1	2.2	2.3	2.2	2.1				
Avg. Stride Length [m]	7.0	7.7	7.8	7.8	7.7	7.7	7.5	7.4	7.2				





Horse/Jockey Name	Nexta Santa Ana
Final Rank	8
Fastest Section Time (Section)	0:11.58 (1600m)
Top Speed [km/h] (Section)	64.0 (Overall)
Race State	Finished



Eagle Farm QLD Professional

Race 1: Racecourse Village Maiden Handicap - 1800m

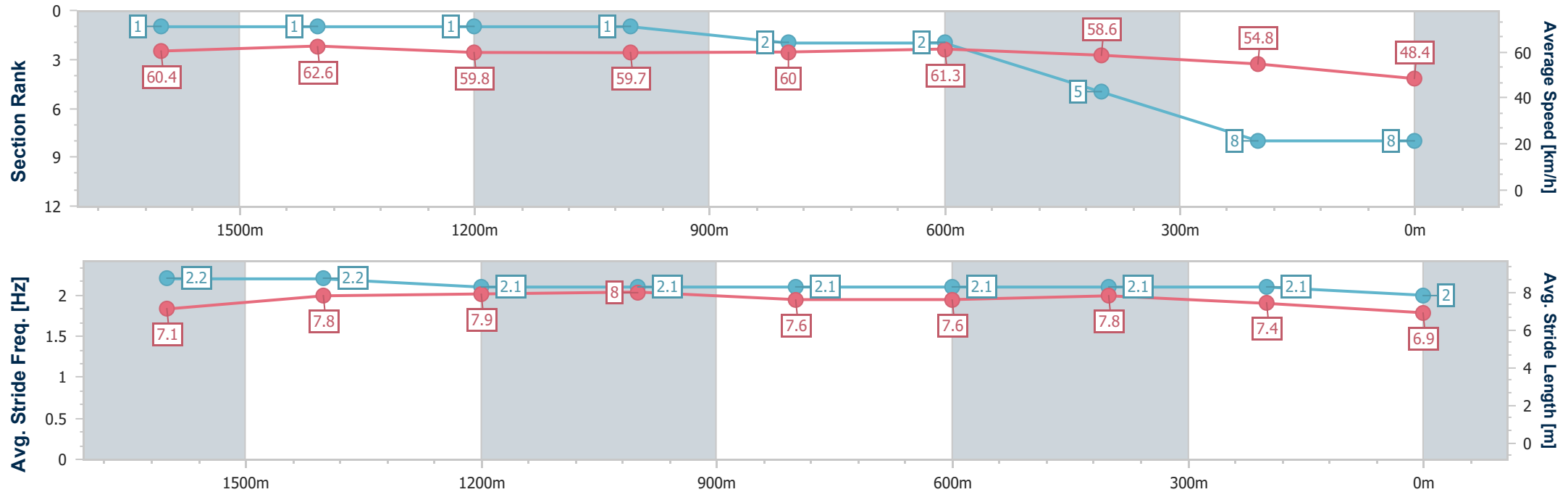
18 February 2026 - 13:38

Track Rating: Soft 5, Weather: Fine, Rail Position: +12m Entire



BRISBANE
RACING CLUB

Section	Overall	1600m	1400m	1200m	1000m	800m	600m	400m	200m				
Section Times	1:53.93 [8] (0:13.90)	1:40.03 [1] (0:11.58)	1:28.45 [1] (0:12.11)	1:16.34 [1] (0:12.10)	1:04.24 [1] (0:12.08)	0:52.16 [2] (0:11.82)	0:40.34 [2] (0:12.27)	0:28.07 [5] (0:13.16)	0:14.91 [8] (0:14.91)				
Average Speed [km/h]	60.4	62.6	59.8	59.7	60.0	61.3	58.6	54.8	48.4				
Top Speed [km/h]	64.0	64.0	60.6	60.8	61.5	61.7	60.1	58.0	51.6				
Avg. Dist. to Rail [m]	8.0	1.8	1.1	2.1	1.4	0.8	0.4	0.3	0.8				
Avg. Stride Freq. [Hz]	2.2	2.2	2.1	2.1	2.1	2.1	2.1	2.1	2.0				
Avg. Stride Length [m]	7.1	7.8	7.9	8.0	7.6	7.6	7.8	7.4	6.9				





Horse/Jockey Name	Pearl Of Sicily
Final Rank	9
Fastest Section Time (Section)	0:11.80 (800m)
Top Speed [km/h] (Section)	65.4 (1000m)
Race State	Finished



Eagle Farm QLD Professional

Race 1: Racecourse Village Maiden Handicap - 1800m

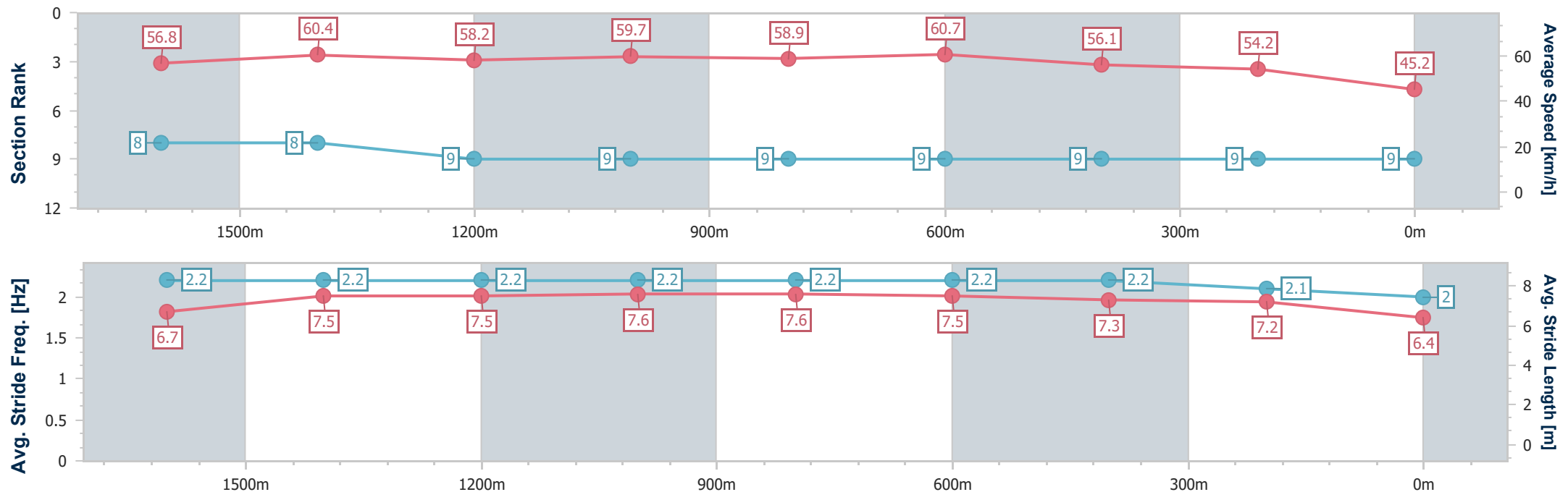
18 February 2026 - 13:38

Track Rating: Soft 5, Weather: Fine, Rail Position: +12m Entire



BRISBANE
RACING CLUB

Section	Overall	1600m	1400m	1200m	1000m	800m	600m	400m	200m				
Section Times	1:57.01 [9] (0:14.52)	1:42.49 [8] (0:11.98)	1:30.51 [8] (0:12.42)	1:18.09 [9] (0:12.09)	1:06.00 [9] (0:12.20)	0:53.80 [9] (0:11.80)	0:42.00 [9] (0:12.73)	0:29.27 [9] (0:13.29)	0:15.98 [9] (0:15.98)				
Average Speed [km/h]	56.8	60.4	58.2	59.7	58.9	60.7	56.1	54.2	45.2				
Top Speed [km/h]	59.3	62.8	62.4	62.3	65.4	61.8	59.9	57.7	49.9				
Avg. Dist. to Rail [m]	4.5	0.6	0.5	0.5	0.9	1.6	2.0	0.3	0.2				
Avg. Stride Freq. [Hz]	2.2	2.2	2.2	2.2	2.2	2.2	2.2	2.1	2.0				
Avg. Stride Length [m]	6.7	7.5	7.5	7.6	7.6	7.5	7.3	7.2	6.4				





Eagle Farm QLD Professional
Race 2: The Gibson Maiden Plate - 1400m
18 February 2026 - 14:15



Track Rating: Soft 5, Weather: Fine, Rail Position: +12m Entire

Section						Overall	1200m	1000m	800m	600m	400m	Last 600m	
Field Times						1:23.39 (0:13.44)	1:09.95 (0:11.23)	0:58.72 (0:12.07)	0:46.65 (0:11.88)	0:34.77 (0:11.41)	0:23.36 (0:11.15)	0:34.77	
Rank	TAB	Horse/Jockey	Barrier	Top Speed [km/h]	Fastest Section								Distance Travelled [m]
1	10	TAM NA GHAR	4	66.1	0:11.26	1:23.39 [1]	1:09.74 [2]	0:58.34 [2]	0:46.39 [2]	0:34.62 [2]	0:23.27 [2]	0:34.62	
		Daniel Moor		Overall	400m	(0:13.65)	(0:11.40)	(0:11.95)	(0:11.77)	(0:11.35)	(0:11.26)		
2	18	MONAKEED	1	66.3	0:11.15	1:23.40 [2]	1:09.96 [1]	0:58.73 [1]	0:46.66 [1]	0:34.78 [1]	0:23.37 [1]	0:34.78 -1	
		Fiona Sandkuhl		1200m	400m	(0:13.44)	(0:11.23)	(0:12.07)	(0:11.88)	(0:11.41)	(0:11.15)		
3	9	PEAK MISS	2	65.5	0:11.29	1:23.97 [3]	1:10.19 [3]	0:58.87 [3]	0:46.88 [3]	0:34.96 [4]	0:23.63 [4]	0:34.96 +1	
		Taylor Marshall		400m	400m	(0:13.78)	(0:11.32)	(0:11.99)	(0:11.92)	(0:11.33)	(0:11.29)		
4	8	PAPER DOLL	7	65.1	0:11.10	1:23.98 [4]	1:09.61 [8]	0:58.20 [9]	0:46.32 [8]	0:34.63 [7]	0:23.53 [6]	0:34.63 -4	
		Jace McMurray		600m	600m	(0:14.37)	(0:11.41)	(0:11.88)	(0:11.69)	(0:11.10)	(0:11.28)		
5	4	INSIDE PASSAGE	3	65.0	0:11.35	1:24.08 [5]	1:10.05 [6]	0:58.70 [6]	0:46.78 [6]	0:34.92 [6]	0:23.48 [8]	0:34.92 -1	
		Ben Thompson		Overall	1200m	(0:14.03)	(0:11.35)	(0:11.92)	(0:11.86)	(0:11.44)	(0:11.35)		
6	13	SKIEDA	9	66.1	0:11.33	1:24.26 [6]	1:10.46 [4]	0:59.11 [4]	0:47.10 [4]	0:35.35 [3]	0:23.94 [3]	0:35.35 +2	
		Jag Guthmann-Chester		Overall	400m	(0:13.80)	(0:11.35)	(0:12.01)	(0:11.75)	(0:11.41)	(0:11.33)		
7	16	EMPRESS ASPEN	5	64.5	0:11.39	1:24.33 [7]	1:10.25 [7]	0:58.79 [7]	0:46.73 [7]	0:34.92 [8]	0:23.53 [9]	0:34.92 +6	
		Angela Jones		1200m	600m	(0:14.08)	(0:11.46)	(0:12.06)	(0:11.81)	(0:11.39)	(0:11.49)		
8	7	LA GRACIA	10	65.2	0:11.13	1:24.56 [8]	1:10.02 [10]	0:58.61 [10]	0:46.69 [10]	0:35.09 [9]	0:23.96 [7]	0:35.09 -6	
		Montana Philpot		600m	600m	(0:14.54)	(0:11.41)	(0:11.92)	(0:11.60)	(0:11.13)	(0:11.59)		
9	1	BENZINO	8	66.9	0:11.35	1:24.56 [9]	1:10.59 [5]	0:59.24 [5]	0:47.34 [5]	0:35.51 [5]	0:24.13 [5]	0:35.51 +9	
		Chelsea Baker		Overall	1200m	(0:13.97)	(0:11.35)	(0:11.90)	(0:11.83)	(0:11.38)	(0:11.61)		
10	15	INQUICKTIME	6	65.3	0:11.31	1:25.95 [10]	1:11.55 [9]	1:00.24 [8]	0:48.25 [9]	0:36.46 [10]	0:24.80 [10]	0:36.46 -6	
		Corey Sutherland		1200m	1200m	(0:14.40)	(0:11.31)	(0:11.99)	(0:11.79)	(0:11.66)	(0:11.80)		

Scratched: Tulong (#2), Delicious Derek (#3), Los Alamitos (#5), Prophet Of Destiny (#6), By The Way (#11), Insain Lady (#12), Magic Snitzel (#14), Voltessa (#17), Verbalize (#19)



Eagle Farm QLD Professional
Race 2: The Gibson Maiden Plate - 1400m
18 February 2026 - 14:15



Track Rating: Soft 5, Weather: Fine, Rail Position: +12m Entire

Section Field Times				200m 0:12.21 (0:12.21)		Last 600m 0:34.77			
Rank	TAB	Horse/Jockey	Barrier	Top Speed [km/h]	Fastest Section	Margin			Distance Travelled [m]
1	10	TAM NA GHAR	4	66.1	0:11.26	0:12.01 [2]	1:23.39		0:34.62
		Daniel Moor		Overall	400m	(0:12.01)			
2	18	MONAKEED	1	66.3	0:11.15	0:12.22 [1]	0.09L		0:34.78
		Fiona Sandkuhl		1200m	400m	(0:12.22)			-1
3	9	PEAK MISS	2	65.5	0:11.29	0:12.34 [3]	3.42L		0:34.96
		Taylor Marshall		400m	400m	(0:12.34)			+1
4	8	PAPER DOLL	7	65.1	0:11.10	0:12.25 [5]	3.49L		0:34.63
		Jace McMurray		600m	600m	(0:12.25)			-4
5	4	INSIDE PASSAGE	3	65.0	0:11.35	0:12.13 [6]	4.07L		0:34.92
		Ben Thompson		Overall	1200m	(0:12.13)			-1
6	13	SKIEDA	9	66.1	0:11.33	0:12.61 [4]	5.12L		0:35.35
		Jag Guthmann-Chester		Overall	400m	(0:12.61)			+2
7	16	EMPRESS ASPEN	5	64.5	0:11.39	0:12.04 [9]	5.55L		0:34.92
		Angela Jones		1200m	600m	(0:12.04)			+6
8	7	LA GRACIA	10	65.2	0:11.13	0:12.37 [8]	6.9L		0:35.09
		Montana Philpot		600m	600m	(0:12.37)			-6
9	1	BENZINO	8	66.9	0:11.35	0:12.52 [7]	6.92L		0:35.51
		Chelsea Baker		Overall	1200m	(0:12.52)			+9
10	15	INQUICKTIME	6	65.3	0:11.31	0:13.00 [10]	15.07L		0:36.46
		Corey Sutherland		1200m	1200m	(0:13.00)			-6

Scratched: Tulong (#2), Delicious Derek (#3), Los Alamitos (#5), Prophet Of Destiny (#6), By The Way (#11), Insain Lady (#12), Magic Snitzel (#14), Voltessa (#17), Verbalize (#19)

Report Created: Wed 18 February 2026 21:19 GMT (Note: Timing is based on position data)

Page 2/12

[] Ranking at each section and finish
-:-:- No data available at this section
NA No data available

SCN Saddle cloth number
DNF Did not finish
DNT Did not track

data processed by  TRIPLESDATA



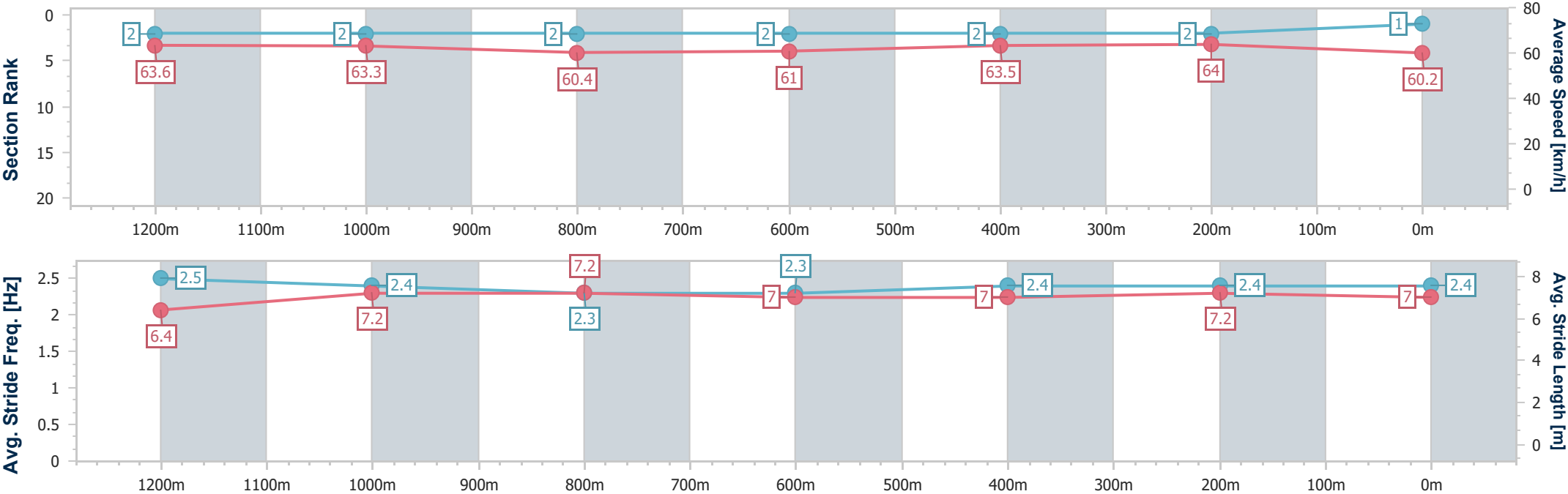
Horse/Jockey Name	Tam Na Ghar
Final Rank	1
Fastest Section Time (Section)	0:11.26 (400m)
Top Speed [km/h] (Section)	66.1 (Overall)
Race State	Finished



Eagle Farm QLD Professional
Race 2: The Gibson Maiden Plate - 1400m
18 February 2026 - 14:15
Track Rating: Soft 5, Weather: Fine, Rail Position: +12m Entire



Section	Overall	1200m	1000m	800m	600m	400m	200m						
Section Times	1:23.39 [1] (0:13.65)	1:09.74 [2] (0:11.40)	0:58.34 [2] (0:11.95)	0:46.39 [2] (0:11.77)	0:34.62 [2] (0:11.35)	0:23.27 [2] (0:11.26)	0:12.01 [2] (0:12.01)						
Average Speed [km/h]	63.6	63.3	60.4	61.0	63.5	64.0	60.2						
Top Speed [km/h]	66.1	65.6	61.2	61.9	65.4	65.7	62.5						
Avg. Dist. to Rail [m]	4.1	2.3	0.5	0.3	0.5	1.9	2.8						
Avg. Stride Freq. [Hz]	2.5	2.4	2.3	2.3	2.4	2.4	2.4						
Avg. Stride Length [m]	6.4	7.2	7.2	7.0	7.0	7.2	7.0						





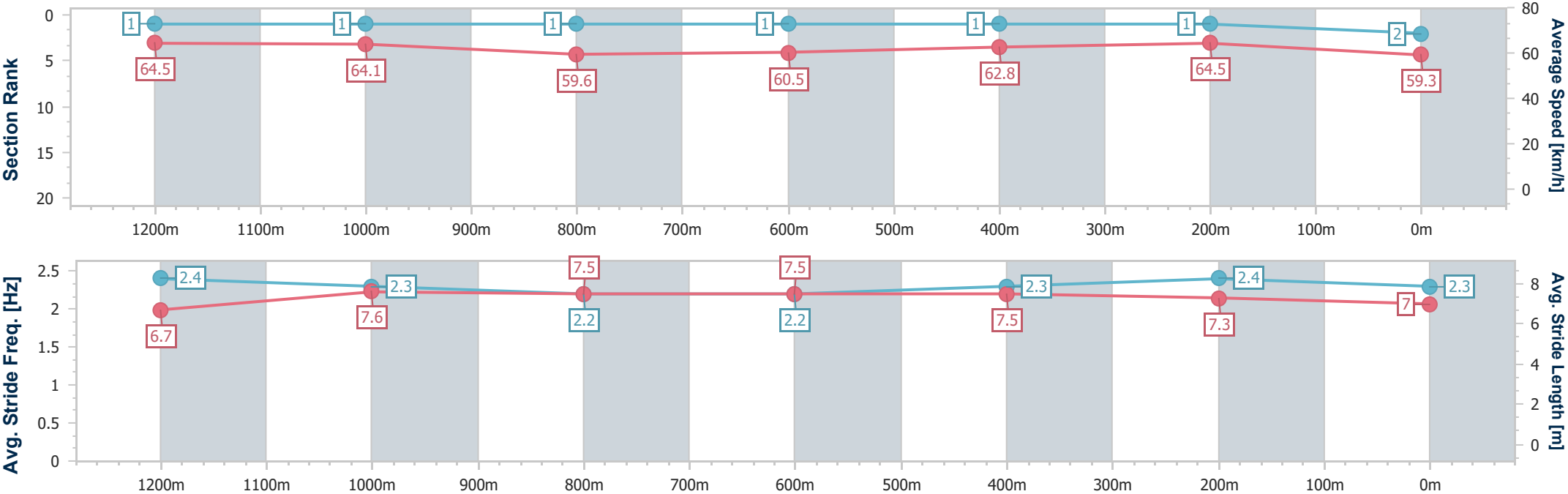
Horse/Jockey Name	Monakeed
Final Rank	2
Fastest Section Time (Section)	0:11.15 (400m)
Top Speed [km/h] (Section)	66.3 (1200m)
Race State	Finished



Eagle Farm QLD Professional
Race 2: The Gibson Maiden Plate - 1400m
18 February 2026 - 14:15
Track Rating: Soft 5, Weather: Fine, Rail Position: +12m Entire



Section	Overall	1200m	1000m	800m	600m	400m	200m						
Section Times	1:23.40 [2] (0:13.44)	1:09.96 [1] (0:11.23)	0:58.73 [1] (0:12.07)	0:46.66 [1] (0:11.88)	0:34.78 [1] (0:11.41)	0:23.37 [1] (0:11.15)	0:12.22 [1] (0:12.22)						
Average Speed [km/h]	64.5	64.1	59.6	60.5	62.8	64.5	59.3						
Top Speed [km/h]	66.3	66.3	61.1	61.5	64.5	65.8	62.8						
Avg. Dist. to Rail [m]	0.8	1.1	0.6	0.2	0.5	1.4	2.4						
Avg. Stride Freq. [Hz]	2.4	2.3	2.2	2.2	2.3	2.4	2.3						
Avg. Stride Length [m]	6.7	7.6	7.5	7.5	7.5	7.3	7.0						





Horse/Jockey Name	Peak Miss
Final Rank	3
Fastest Section Time (Section)	0:11.29 (400m)
Top Speed [km/h] (Section)	65.5 (400m)
Race State	Finished



Eagle Farm QLD Professional

Race 2: The Gibson Maiden Plate - 1400m

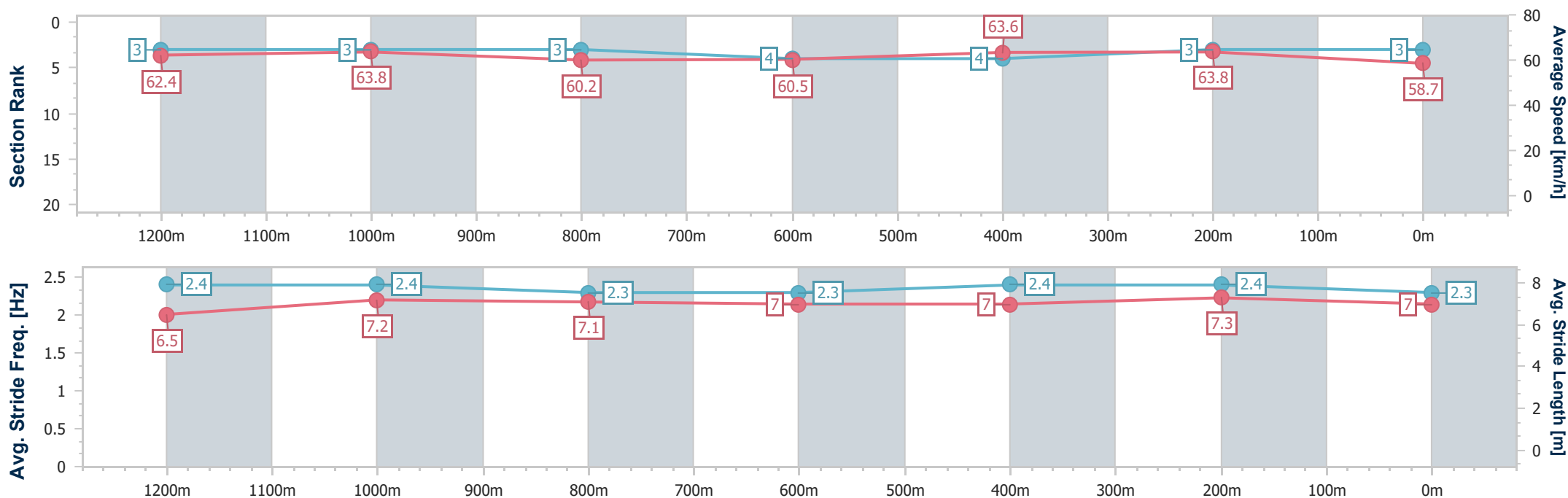
18 February 2026 - 14:15

Track Rating: Soft 5, Weather: Fine, Rail Position: +12m Entire



BRISBANE
RACING CLUB

Section	Overall	1200m	1000m	800m	600m	400m	200m						
Section Times	1:23.97 [3] (0:13.78)	1:10.19 [3] (0:11.32)	0:58.87 [3] (0:11.99)	0:46.88 [3] (0:11.92)	0:34.96 [4] (0:11.33)	0:23.63 [4] (0:11.29)	0:12.34 [3] (0:12.34)						
Average Speed [km/h]	62.4	63.8	60.2	60.5	63.6	63.8	58.7						
Top Speed [km/h]	64.6	65.3	61.9	62.4	65.1	65.5	61.8						
Avg. Dist. to Rail [m]	2.0	1.1	0.6	0.2	0.7	4.6	4.7						
Avg. Stride Freq. [Hz]	2.4	2.4	2.3	2.3	2.4	2.4	2.3						
Avg. Stride Length [m]	6.5	7.2	7.1	7.0	7.0	7.3	7.0						





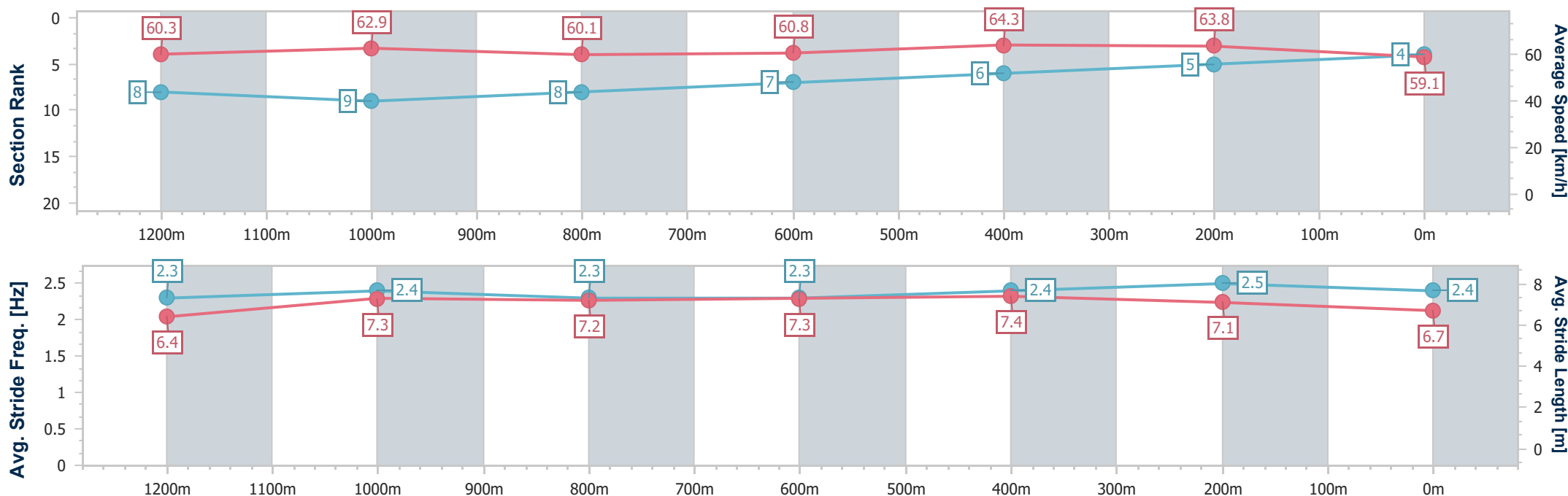
Horse/Jockey Name	Paper Doll
Final Rank	4
Fastest Section Time (Section)	0:11.10 (600m)
Top Speed [km/h] (Section)	65.1 (600m)
Race State	Finished



Eagle Farm QLD Professional
Race 2: The Gibson Maiden Plate - 1400m
18 February 2026 - 14:15
Track Rating: Soft 5, Weather: Fine, Rail Position: +12m Entire



Section	Overall	1200m	1000m	800m	600m	400m	200m						
Section Times	1:23.98 [4] (0:14.37)	1:09.61 [8] (0:11.41)	0:58.20 [9] (0:11.88)	0:46.32 [8] (0:11.69)	0:34.63 [7] (0:11.10)	0:23.53 [6] (0:11.28)	0:12.25 [5] (0:12.25)						
Average Speed [km/h]	60.3	62.9	60.1	60.8	64.3	63.8	59.1						
Top Speed [km/h]	64.4	64.3	61.6	63.1	65.1	64.8	62.2						
Avg. Dist. to Rail [m]	3.8	1.4	1.1	1.6	0.9	2.7	2.5						
Avg. Stride Freq. [Hz]	2.3	2.4	2.3	2.3	2.4	2.5	2.4						
Avg. Stride Length [m]	6.4	7.3	7.2	7.3	7.4	7.1	6.7						





Horse/Jockey Name	Inside Passage
Final Rank	5
Fastest Section Time (Section)	0:11.35 (1200m)
Top Speed [km/h] (Section)	65.0 (Overall)
Race State	Finished



Eagle Farm QLD Professional

Race 2: The Gibson Maiden Plate - 1400m

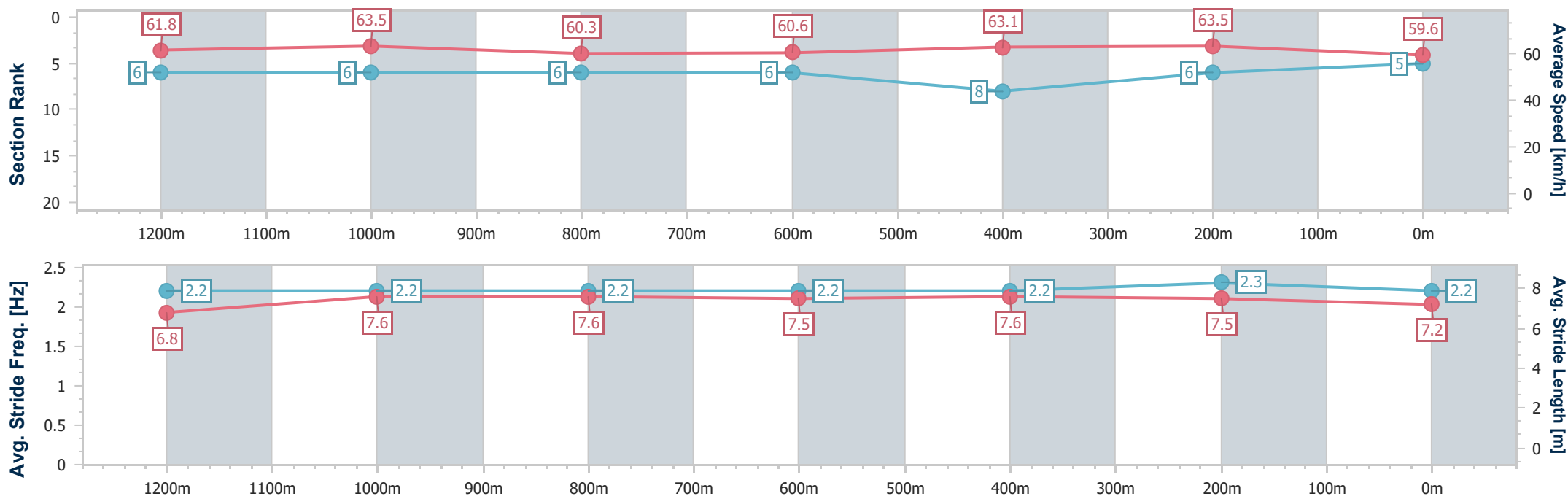
18 February 2026 - 14:15

Track Rating: Soft 5, Weather: Fine, Rail Position: +12m Entire



BRISBANE
RACING CLUB

Section	Overall	1200m	1000m	800m	600m	400m	200m						
Section Times	1:24.08 [5] (0:14.03)	1:10.05 [6] (0:11.35)	0:58.70 [6] (0:11.92)	0:46.78 [6] (0:11.86)	0:34.92 [6] (0:11.44)	0:23.48 [8] (0:11.35)	0:12.13 [6] (0:12.13)						
Average Speed [km/h]	61.8	63.5	60.3	60.6	63.1	63.5	59.6						
Top Speed [km/h]	65.0	64.7	61.7	62.4	64.8	64.9	61.1						
Avg. Dist. to Rail [m]	1.7	0.6	0.5	0.4	0.9	3.3	1.9						
Avg. Stride Freq. [Hz]	2.2	2.2	2.2	2.2	2.2	2.3	2.2						
Avg. Stride Length [m]	6.8	7.6	7.6	7.5	7.6	7.5	7.2						





Horse/Jockey Name	Skieda
Final Rank	6
Fastest Section Time (Section)	0:11.33 (400m)
Top Speed [km/h] (Section)	66.1 (Overall)
Race State	Finished



Eagle Farm QLD Professional

Race 2: The Gibson Maiden Plate - 1400m

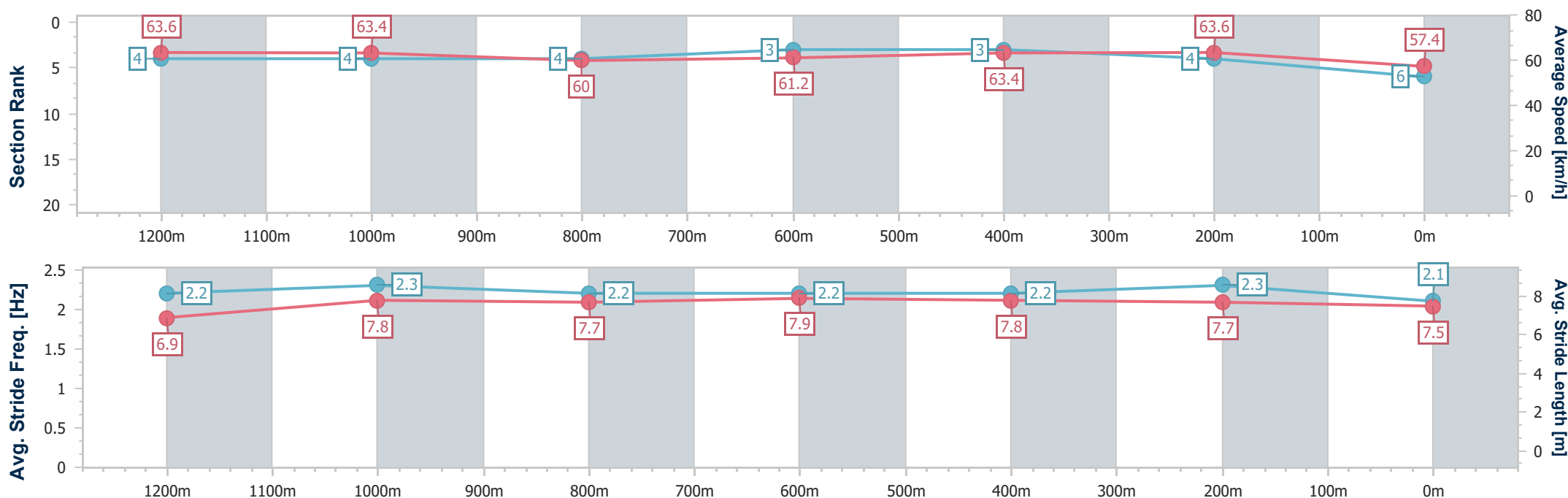
18 February 2026 - 14:15

Track Rating: Soft 5, Weather: Fine, Rail Position: +12m Entire



BRISBANE
RACING CLUB

Section	Overall	1200m	1000m	800m	600m	400m	200m						
Section Times	1:24.26 [6] (0:13.80)	1:10.46 [4] (0:11.35)	0:59.11 [4] (0:12.01)	0:47.10 [4] (0:11.75)	0:35.35 [3] (0:11.41)	0:23.94 [3] (0:11.33)	0:12.61 [4] (0:12.61)						
Average Speed [km/h]	63.6	63.4	60.0	61.2	63.4	63.6	57.4						
Top Speed [km/h]	66.1	65.0	61.0	62.2	64.9	65.5	60.6						
Avg. Dist. to Rail [m]	6.1	2.1	0.5	0.3	1.6	6.7	6.7						
Avg. Stride Freq. [Hz]	2.2	2.3	2.2	2.2	2.2	2.3	2.1						
Avg. Stride Length [m]	6.9	7.8	7.7	7.9	7.8	7.7	7.5						





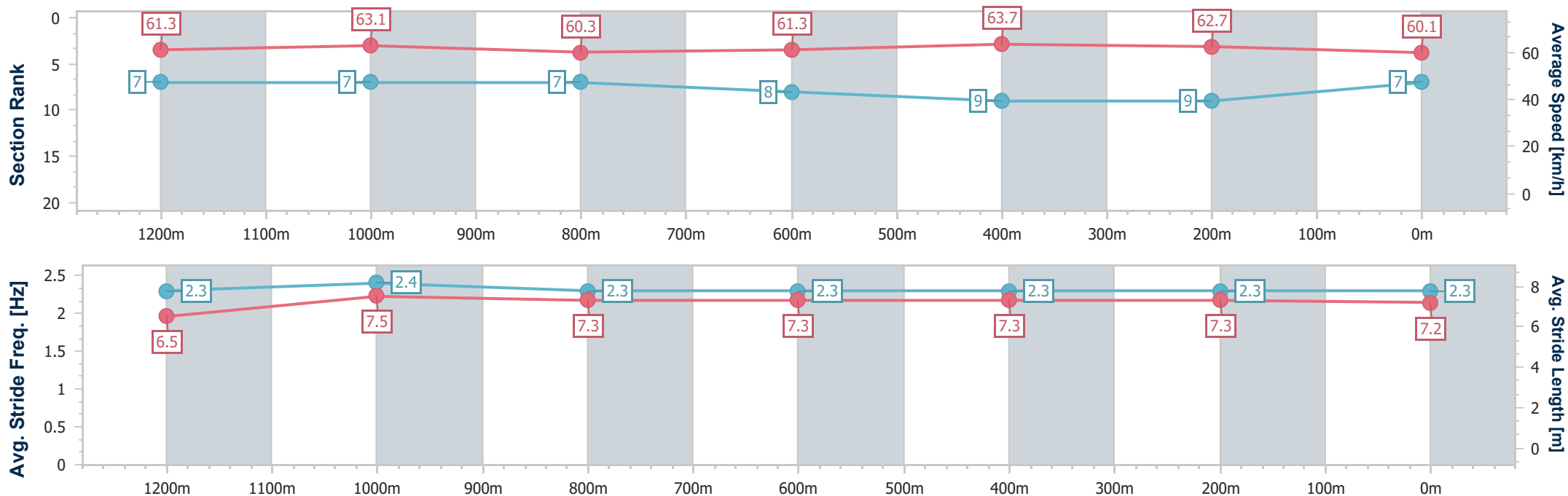
Horse/Jockey Name	Empress Aspen
Final Rank	7
Fastest Section Time (Section)	0:11.39 (600m)
Top Speed [km/h] (Section)	64.5 (1200m)
Race State	Finished



Eagle Farm QLD Professional
Race 2: The Gibson Maiden Plate - 1400m
18 February 2026 - 14:15
Track Rating: Soft 5, Weather: Fine, Rail Position: +12m Entire



Section	Overall	1200m	1000m	800m	600m	400m	200m						
Section Times	1:24.33 [7] (0:14.08)	1:10.25 [7] (0:11.46)	0:58.79 [7] (0:12.06)	0:46.73 [7] (0:11.81)	0:34.92 [8] (0:11.39)	0:23.53 [9] (0:11.49)	0:12.04 [9] (0:12.04)						
Average Speed [km/h]	61.3	63.1	60.3	61.3	63.7	62.7	60.1						
Top Speed [km/h]	64.4	64.5	61.4	63.2	64.1	64.3	62.1						
Avg. Dist. to Rail [m]	3.7	3.1	2.4	1.6	1.6	6.4	9.0						
Avg. Stride Freq. [Hz]	2.3	2.4	2.3	2.3	2.3	2.3	2.3						
Avg. Stride Length [m]	6.5	7.5	7.3	7.3	7.3	7.3	7.2						





Horse/Jockey Name	La Gracia
Final Rank	8
Fastest Section Time (Section)	0:11.13 (600m)
Top Speed [km/h] (Section)	65.2 (600m)
Race State	Finished



Eagle Farm QLD Professional

Race 2: The Gibson Maiden Plate - 1400m

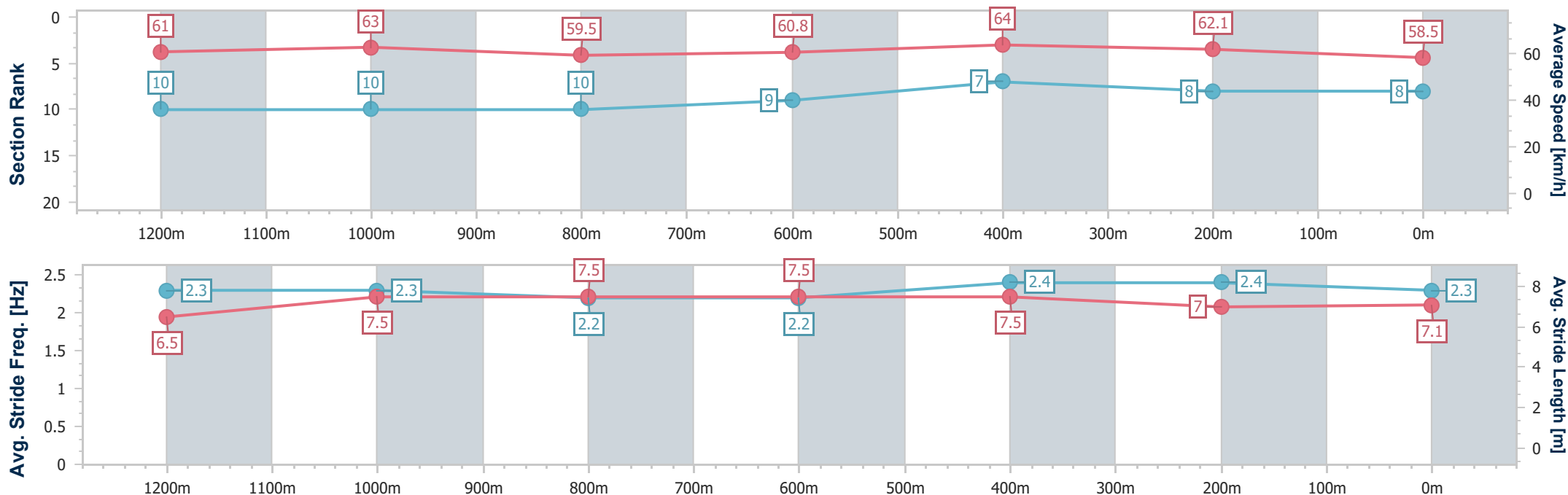
18 February 2026 - 14:15

Track Rating: Soft 5, Weather: Fine, Rail Position: +12m Entire



BRISBANE
RACING CLUB

Section	Overall	1200m	1000m	800m	600m	400m	200m						
Section Times	1:24.56 [8] (0:14.54)	1:10.02 [10] (0:11.41)	0:58.61 [10] (0:11.92)	0:46.69 [10] (0:11.60)	0:35.09 [9] (0:11.13)	0:23.96 [7] (0:11.59)	0:12.37 [8] (0:12.37)						
Average Speed [km/h]	61.0	63.0	59.5	60.8	64.0	62.1	58.5						
Top Speed [km/h]	64.3	65.1	60.3	63.1	65.2	64.6	60.6						
Avg. Dist. to Rail [m]	4.5	1.1	2.1	3.8	1.7	4.1	4.2						
Avg. Stride Freq. [Hz]	2.3	2.3	2.2	2.2	2.4	2.4	2.3						
Avg. Stride Length [m]	6.5	7.5	7.5	7.5	7.5	7.0	7.1						





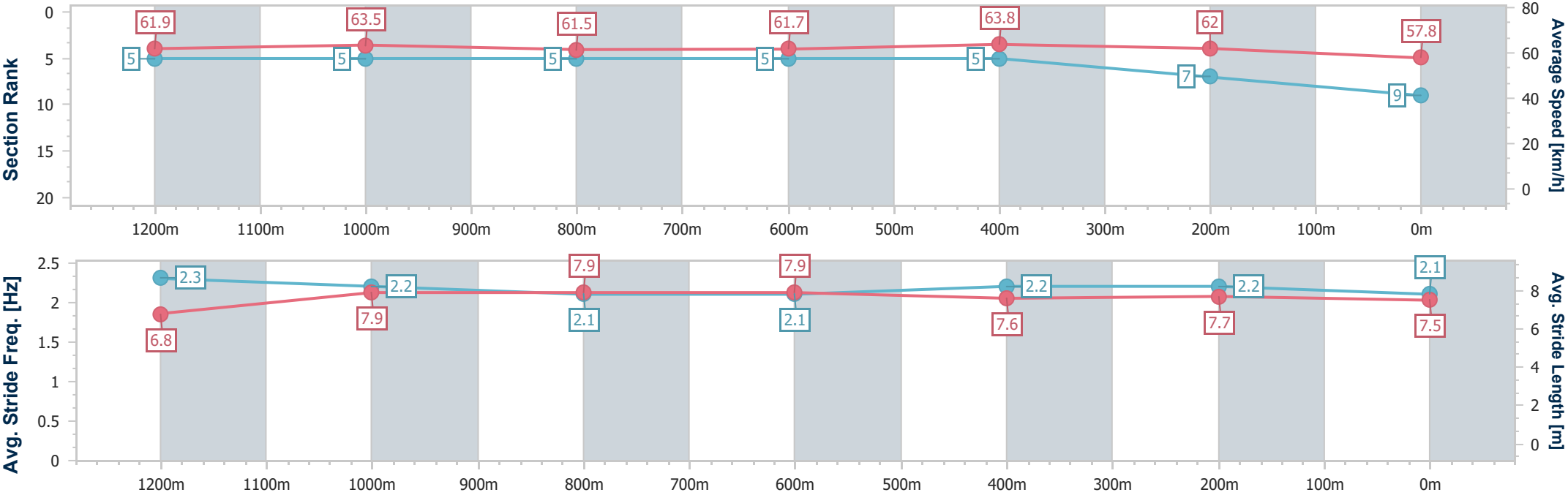
Horse/Jockey Name	Benzino
Final Rank	9
Fastest Section Time (Section)	0:11.35 (1200m)
Top Speed [km/h] (Section)	66.9 (Overall)
Race State	Finished



Eagle Farm QLD Professional
Race 2: The Gibson Maiden Plate - 1400m
18 February 2026 - 14:15
Track Rating: Soft 5, Weather: Fine, Rail Position: +12m Entire



Section	Overall	1200m	1000m	800m	600m	400m	200m						
Section Times	1:24.56 [9] (0:13.97)	1:10.59 [5] (0:11.35)	0:59.24 [5] (0:11.90)	0:47.34 [5] (0:11.83)	0:35.51 [5] (0:11.38)	0:24.13 [5] (0:11.61)	0:12.52 [7] (0:12.52)						
Average Speed [km/h]	61.9	63.5	61.5	61.7	63.8	62.0	57.8						
Top Speed [km/h]	66.9	66.0	62.9	63.3	65.0	63.8	60.4						
Avg. Dist. to Rail [m]	5.8	4.3	3.5	3.1	3.0	6.2	5.7						
Avg. Stride Freq. [Hz]	2.3	2.2	2.1	2.1	2.2	2.2	2.1						
Avg. Stride Length [m]	6.8	7.9	7.9	7.9	7.6	7.7	7.5						





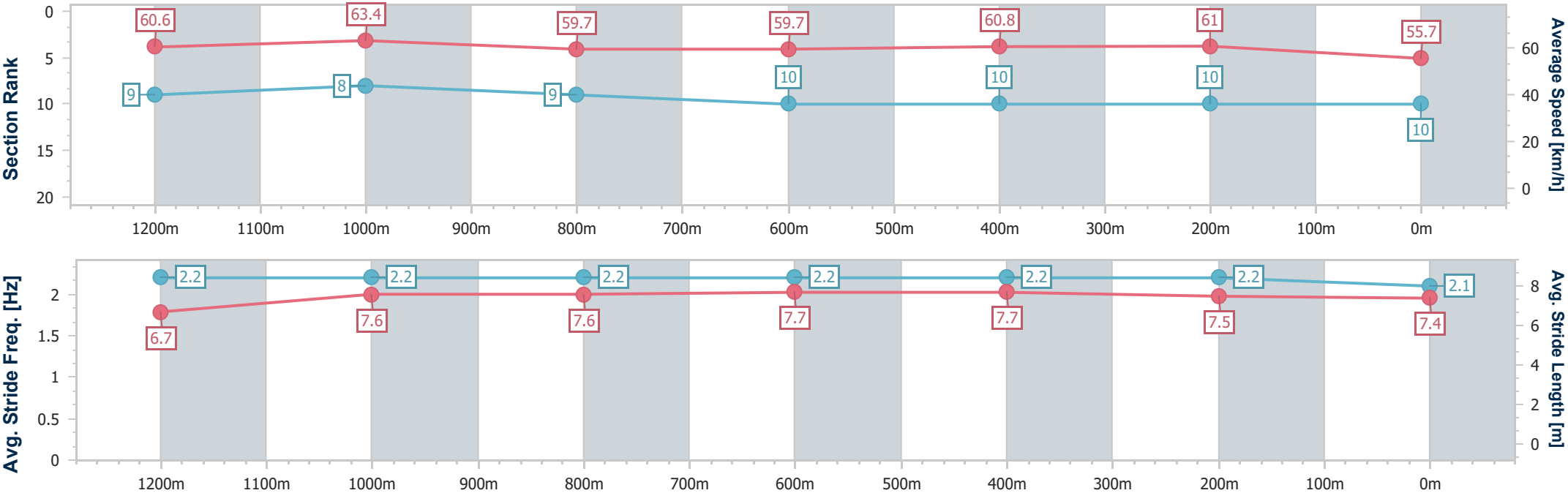
Horse/Jockey Name	Inquicktime
Final Rank	10
Fastest Section Time (Section)	0:11.31 (1200m)
Top Speed [km/h] (Section)	65.3 (1200m)
Race State	Finished



Eagle Farm QLD Professional
Race 2: The Gibson Maiden Plate - 1400m
18 February 2026 - 14:15
Track Rating: Soft 5, Weather: Fine, Rail Position: +12m Entire



Section	Overall	1200m	1000m	800m	600m	400m	200m						
Section Times	1:25.95 [10] (0:14.40)	1:11.55 [9] (0:11.31)	1:00.24 [8] (0:11.99)	0:48.25 [9] (0:11.79)	0:36.46 [10] (0:11.66)	0:24.80 [10] (0:11.80)	0:13.00 [10] (0:13.00)						
Average Speed [km/h]	60.6	63.4	59.7	59.7	60.8	61.0	55.7						
Top Speed [km/h]	64.1	65.3	61.3	60.7	62.4	62.0	60.1						
Avg. Dist. to Rail [m]	3.1	1.0	0.8	3.3	2.6	2.9	3.5						
Avg. Stride Freq. [Hz]	2.2	2.2	2.2	2.2	2.2	2.2	2.1						
Avg. Stride Length [m]	6.7	7.6	7.6	7.7	7.7	7.5	7.4						





Eagle Farm QLD Professional
Race 3: Become a BRC Member QTIS Three-Years-Old Maiden Plate -
1400m

18 February 2026 - 14:49



Track Rating: Soft 5, Weather: Fine, Rail Position: +12m Entire

Section						Overall	1200m	1000m	800m	600m	400m	Last 600m	
Field Times						1:23.99 (0:13.56)	1:10.43 (0:11.00)	0:59.43 (0:11.66)	0:47.77 (0:11.86)	0:35.91 (0:11.73)	0:24.18 (0:11.70)	0:35.91	
Rank	TAB	Horse/Jockey	Barrier	Top Speed [km/h]	Fastest Section								Distance Travelled [m]
1	11	MYTHOLOGY	5	67.7	0:11.05	1:23.99 [1]	1:10.41 [2]	0:59.36 [2]	0:47.56 [2]	0:35.64 [3]	0:23.90 [4]	0:35.64	
		Jace McMurray		1200m	1200m	(0:13.58)	(0:11.05)	(0:11.80)	(0:11.92)	(0:11.74)	(0:11.50)		
2	9	HELLO DOLLY DIVA	10	66.1	0:11.31	1:24.01 [2]	1:09.95 [8]	0:58.64 [9]	0:47.04 [9]	0:35.13 [11]	0:23.56 [10]	0:35.13 +7	
		Angela Jones		Overall	1200m	(0:14.06)	(0:11.31)	(0:11.60)	(0:11.91)	(0:11.57)	(0:11.34)		
3	4	LOS ALAMITOS	1	65.6	0:11.19	1:24.16 [3]	1:10.34 [6]	0:59.15 [4]	0:47.51 [4]	0:35.61 [5]	0:23.85 [6]	0:35.61 -2	
		Michael Murphy		1200m	1200m	(0:13.82)	(0:11.19)	(0:11.64)	(0:11.90)	(0:11.76)	(0:11.48)		
4	1	BENT BRIDGE	8	66.3	0:11.17	1:24.35 [4]	1:10.53 [4]	0:59.36 [3]	0:47.84 [3]	0:36.07 [2]	0:24.54 [1]	0:36.07 +1	
		Olivia Kendal		1200m	1200m	(0:13.82)	(0:11.17)	(0:11.52)	(0:11.77)	(0:11.53)	(0:11.70)		
5	2	I AM LOUIE	9	65.2	0:11.26	1:24.46 [5]	1:10.22 [11]	0:58.96 [11]	0:47.42 [10]	0:35.66 [10]	0:23.98 [11]	0:35.66 +2	
		Ben Thompson		Overall	1200m	(0:14.24)	(0:11.26)	(0:11.54)	(0:11.76)	(0:11.68)	(0:11.39)		
6	12	QUEEN JEDDAH	6	65.9	0:11.30	1:24.47 [6]	1:10.65 [5]	0:59.35 [7]	0:47.60 [8]	0:35.72 [8]	0:24.08 [7]	0:35.72 +5	
		Mark Du		Overall	1200m	(0:13.82)	(0:11.30)	(0:11.75)	(0:11.88)	(0:11.64)	(0:11.47)		
7	13	PRONTO PERCY	4	65.0	0:11.16	1:24.53 [7]	1:10.42 [9]	0:59.26 [8]	0:47.70 [7]	0:35.83 [7]	0:24.11 [9]	0:35.83 -4	
		Georgina Cartwright		Overall	1200m	(0:14.11)	(0:11.16)	(0:11.56)	(0:11.87)	(0:11.72)	(0:11.55)		
8	14	PIGGIETALES	12	65.4	0:11.31	1:24.56 [8]	1:09.92 [12]	0:58.61 [12]	0:47.24 [12]	0:35.46 [12]	0:23.90 [12]	0:35.46 +0	
		Daniel Moor		Overall	1200m	(0:14.64)	(0:11.31)	(0:11.37)	(0:11.78)	(0:11.56)	(0:11.41)		
9	7	BY THE WAY	7	65.9	0:11.23	1:24.77 [9]	1:10.90 [7]	0:59.67 [6]	0:48.07 [5]	0:36.23 [4]	0:24.70 [3]	0:36.23 +5	
		Martin Harley		1200m	1200m	(0:13.87)	(0:11.23)	(0:11.60)	(0:11.84)	(0:11.53)	(0:11.65)		
10	8	ENTERPRISE GISELLE	3	65.3	0:11.28	1:25.02 [10]	1:11.24 [3]	0:59.96 [5]	0:48.21 [6]	0:36.23 [9]	0:24.60 [8]	0:36.23 +2	
		Andrew Mallyon		1200m	1200m	(0:13.78)	(0:11.28)	(0:11.75)	(0:11.98)	(0:11.63)	(0:11.66)		

Scratched: Inside Passage (#3), Inquicktime (#19), Trango Towers (#6), Our Mate Locky (#15), Emphatique (#16), Chayse 'N' Bodhi (#17), Fantasticmiss (#18)



Eagle Farm QLD Professional
Race 3: Become a BRC Member QTIS Three-Years-Old Maiden Plate - 1400m

18 February 2026 - 14:49



Track Rating: Soft 5, Weather: Fine, Rail Position: +12m Entire

Section						Overall	1200m	1000m	800m	600m	400m	Last 600m	
Field Times						1:23.99 (0:13.56)	1:10.43 (0:11.00)	0:59.43 (0:11.66)	0:47.77 (0:11.86)	0:35.91 (0:11.73)	0:24.18 (0:11.70)	0:35.91	
Rank	TAB	Horse/Jockey	Barrier	Top Speed [km/h]	Fastest Section								Distance Travelled [m]
11	10	INSAIN LADY	2	67.3	0:11.00	1:25.07 [11]	1:11.51 [1]	1:00.51 [1]	0:48.85 [1]	0:36.99 [1]	0:25.09 [2]	0:36.99	-5
		Morgan Butler		Overall	1200m	(0:13.56)	(0:11.00)	(0:11.66)	(0:11.86)	(0:11.90)	(0:11.96)		
12	5	PROPHET OF DESTINY	11	64.7	0:11.33	1:25.38 [12]	1:11.22 [10]	0:59.89 [10]	0:48.30 [11]	0:36.79 [6]	0:25.20 [5]	0:36.79	+5
		Corey Sutherland		800m	1200m	(0:14.16)	(0:11.33)	(0:11.59)	(0:11.51)	(0:11.59)	(0:11.93)		

Scratched: Inside Passage (#3), Inquicktime (#19), Trango Towers (#6), Our Mate Locky (#15), Emphatique (#16), Chayse 'N' Bodhi (#17), Fantasticmiss (#18)



Eagle Farm QLD Professional

Race 3: Become a BRC Member QTIS Three-Years-Old Maiden Plate - 1400m

18 February 2026 - 14:49



BRISBANE
RACING CLUB

Track Rating: Soft 5, Weather: Fine, Rail Position: +12m Entire

Section Field Times				200m 0:12.48 (0:12.48)		Last 600m 0:35.91			
Rank	TAB	Horse/Jockey	Barrier	Top Speed [km/h]	Fastest Section	Margin		Distance Travelled [m]	
1	11	MYTHOLOGY	5	67.7	0:11.05	0:12.40 [2]	1:23.99	0:35.64	
		Jace McMurray		1200m	1200m	(0:12.40)			
2	9	HELLO DOLLY DIVA	10	66.1	0:11.31	0:12.22 [4]	0.1L	0:35.13	+7
		Angela Jones		Overall	1200m	(0:12.22)			
3	4	LOS ALAMITOS	1	65.6	0:11.19	0:12.37 [5]	1L	0:35.61	-2
		Michael Murphy		1200m	1200m	(0:12.37)			
4	1	BENT BRIDGE	8	66.3	0:11.17	0:12.84 [1]	2.1L	0:36.07	+1
		Olivia Kendal		1200m	1200m	(0:12.84)			
5	2	I AM LOUIE	9	65.2	0:11.26	0:12.59 [7]	2.7L	0:35.66	+2
		Ben Thompson		Overall	1200m	(0:12.59)			
6	12	QUEEN JEDDAH	6	65.9	0:11.30	0:12.61 [6]	2.8L	0:35.72	+5
		Mark Du		Overall	1200m	(0:12.61)			
7	13	PRONTO PERCY	4	65.0	0:11.16	0:12.56 [9]	3.1L	0:35.83	-4
		Georgina Cartwright		Overall	1200m	(0:12.56)			
8	14	PIGGIETALES	12	65.4	0:11.31	0:12.49 [10]	3.3L	0:35.46	+0
		Daniel Moor		Overall	1200m	(0:12.49)			
9	7	BY THE WAY	7	65.9	0:11.23	0:13.05 [3]	4.6L	0:36.23	+5
		Martin Harley		1200m	1200m	(0:13.05)			
10	8	ENTERPRISE GISELLE	3	65.3	0:11.28	0:12.94 [11]	6L	0:36.23	+2
		Andrew Mallyon		1200m	1200m	(0:12.94)			

Scratched: Inside Passage (#3), Inquicktime (#19), Trango Towers (#6), Our Mate Locky (#15), Emphatique (#16), Chayse 'N' Bodhi (#17), Fantasticmiss (#18)



Eagle Farm QLD Professional
Race 3: Become a BRC Member QTIS Three-Years-Old Maiden Plate - 1400m

18 February 2026 - 14:49



BRISBANE
RACING CLUB

Track Rating: Soft 5, Weather: Fine, Rail Position: +12m Entire

Section						200m		Last 600m	
Field Times						0:12.48 (0:12.48)		0:35.91	
Rank	TAB	Horse/Jockey	Barrier	Top Speed [km/h]	Fastest Section	Margin		Distance Travelled [m]	
11	10	INSAIN LADY	2	67.3	0:11.00	0:13.13 [8]	6.3L	0:36.99	-5
		Morgan Butler		Overall	1200m	(0:13.13)			
12	5	PROPHET OF DESTINY	11	64.7	0:11.33	0:13.27 [12]	8.1L	0:36.79	+5
		Corey Sutherland		800m	1200m	(0:13.27)			

Scratched: Inside Passage (#3), Inquiktime (#19), Trango Towers (#6), Our Mate Locky (#15), Emphatique (#16), Chayse 'N' Bodhi (#17), Fantasticmiss (#18)



Horse/Jockey Name	Mythology
Final Rank	1
Fastest Section Time (Section)	0:11.05 (1200m)
Top Speed [km/h] (Section)	67.7 (1200m)
Race State	Finished

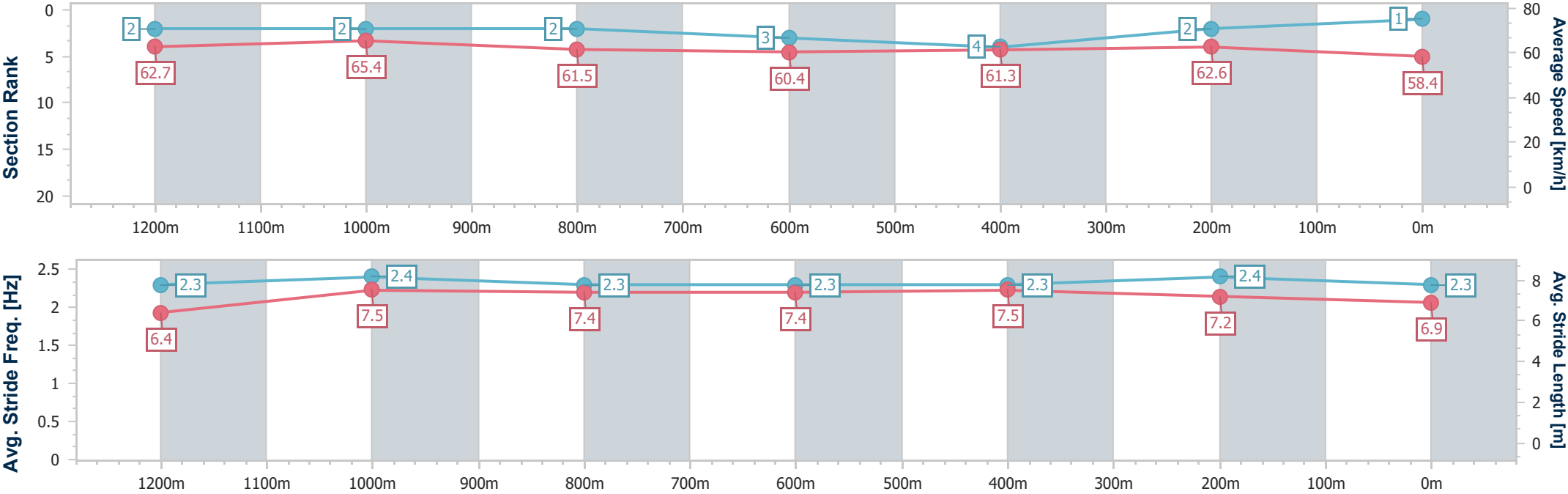


Eagle Farm QLD Professional
Race 3: Become a BRC Member QTIS Three-Years-Old Maiden
Plate - 1400m
18 February 2026 - 14:49
Track Rating: Soft 5, Weather: Fine, Rail Position: +12m Entire



BRISBANE
RACING CLUB

Section	Overall	1200m	1000m	800m	600m	400m	200m						
Section Times	1:23.99 [1] (0:13.58)	1:10.41 [2] (0:11.05)	0:59.36 [2] (0:11.80)	0:47.56 [2] (0:11.92)	0:35.64 [3] (0:11.74)	0:23.90 [4] (0:11.50)	0:12.40 [2] (0:12.40)						
Average Speed [km/h]	62.7	65.4	61.5	60.4	61.3	62.6	58.4						
Top Speed [km/h]	67.7	67.7	63.1	61.2	64.2	64.3	61.1						
Avg. Dist. to Rail [m]	4.5	3.5	1.6	0.4	0.5	2.3	3.4						
Avg. Stride Freq. [Hz]	2.3	2.4	2.3	2.3	2.3	2.4	2.3						
Avg. Stride Length [m]	6.4	7.5	7.4	7.4	7.5	7.2	6.9						



[] Ranking at each section and finish
-.-.- No data available at this section
NA No data available



Horse/Jockey Name	Hello Dolly Diva
Final Rank	2
Fastest Section Time (Section)	0:11.31 (1200m)
Top Speed [km/h] (Section)	66.1 (Overall)
Race State	Finished

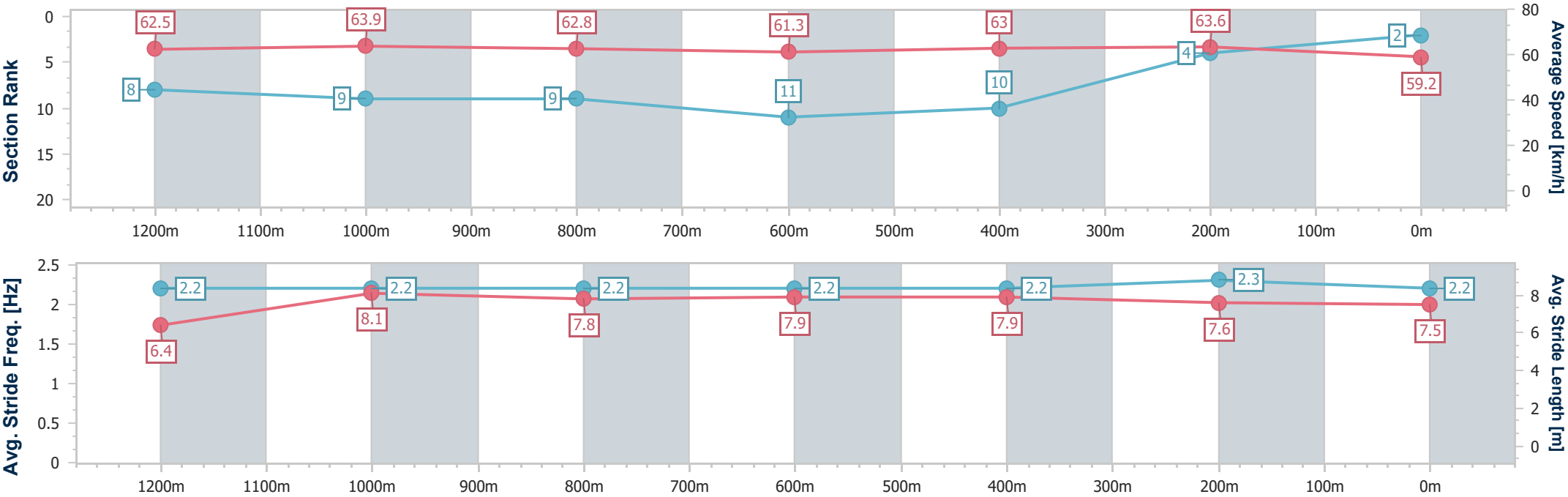


Eagle Farm QLD Professional
Race 3: Become a BRC Member QTIS Three-Years-Old Maiden
Plate - 1400m
18 February 2026 - 14:49
Track Rating: Soft 5, Weather: Fine, Rail Position: +12m Entire



BRISBANE
RACING CLUB

Section	Overall	1200m	1000m	800m	600m	400m	200m						
Section Times	1:24.01 [2] (0:14.06)	1:09.95 [8] (0:11.31)	0:58.64 [9] (0:11.60)	0:47.04 [9] (0:11.91)	0:35.13 [11] (0:11.57)	0:23.56 [10] (0:11.34)	0:12.22 [4] (0:12.22)						
Average Speed [km/h]	62.5	63.9	62.8	61.3	63.0	63.6	59.2						
Top Speed [km/h]	66.1	64.4	64.1	63.2	64.8	65.2	62.5						
Avg. Dist. to Rail [m]	6.6	2.9	2.3	2.9	2.9	8.8	9.2						
Avg. Stride Freq. [Hz]	2.2	2.2	2.2	2.2	2.2	2.3	2.2						
Avg. Stride Length [m]	6.4	8.1	7.8	7.9	7.9	7.6	7.5						



- [] Ranking at each section and finish
- .-.- No data available at this section
- NA No data available



Horse/Jockey Name	Los Alamitos
Final Rank	3
Fastest Section Time (Section)	0:11.19 (1200m)
Top Speed [km/h] (Section)	65.6 (1200m)
Race State	Finished

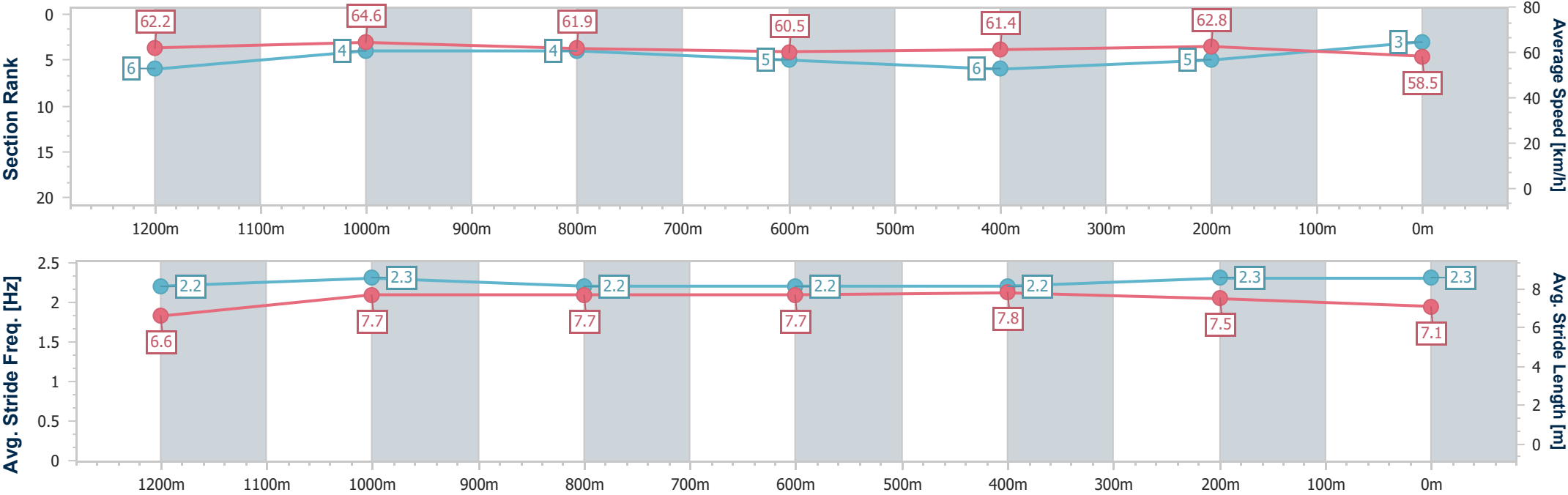


Eagle Farm QLD Professional
Race 3: Become a BRC Member QTIS Three-Years-Old Maiden
Plate - 1400m
18 February 2026 - 14:49
Track Rating: Soft 5, Weather: Fine, Rail Position: +12m Entire



BRISBANE
RACING CLUB

Section	Overall	1200m	1000m	800m	600m	400m	200m						
Section Times	1:24.16 [3] (0:13.82)	1:10.34 [6] (0:11.19)	0:59.15 [4] (0:11.64)	0:47.51 [4] (0:11.90)	0:35.61 [5] (0:11.76)	0:23.85 [6] (0:11.48)	0:12.37 [5] (0:12.37)						
Average Speed [km/h]	62.2	64.6	61.9	60.5	61.4	62.8	58.5						
Top Speed [km/h]	65.0	65.6	63.6	61.1	63.5	64.0	60.8						
Avg. Dist. to Rail [m]	1.1	1.5	0.3	0.4	0.7	3.7	5.6						
Avg. Stride Freq. [Hz]	2.2	2.3	2.2	2.2	2.2	2.3	2.3						
Avg. Stride Length [m]	6.6	7.7	7.7	7.7	7.8	7.5	7.1						





Horse/Jockey Name	Bent Bridge
Final Rank	4
Fastest Section Time (Section)	0:11.17 (1200m)
Top Speed [km/h] (Section)	66.3 (1200m)
Race State	Finished

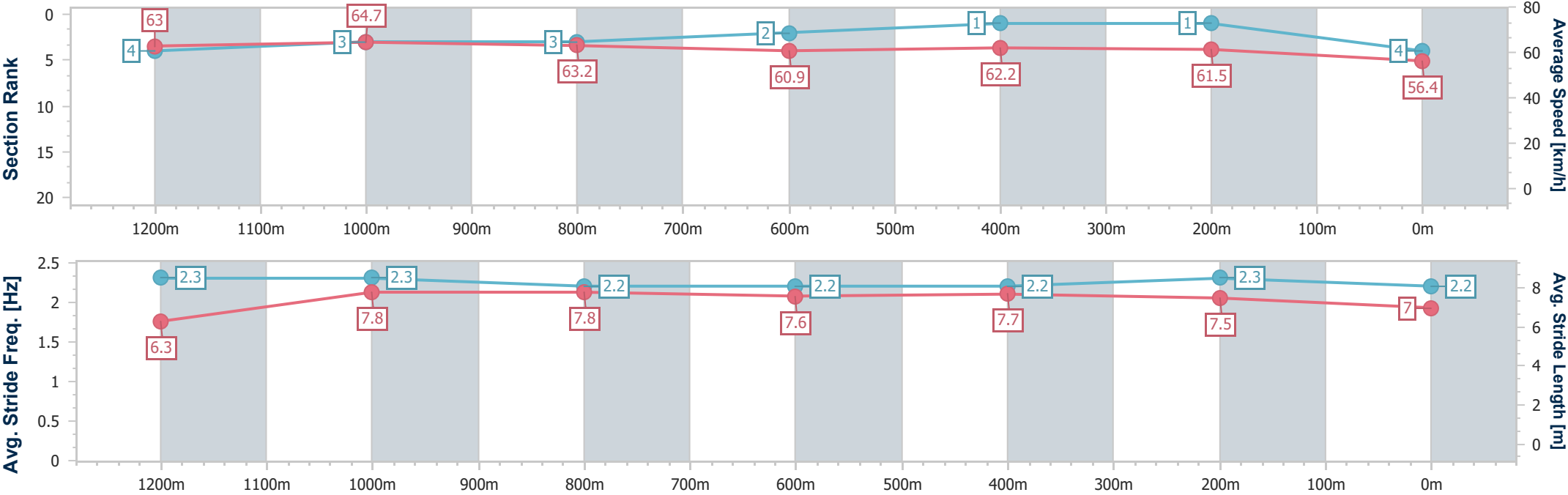


Eagle Farm QLD Professional
Race 3: Become a BRC Member QTIS Three-Years-Old Maiden
Plate - 1400m
18 February 2026 - 14:49
Track Rating: Soft 5, Weather: Fine, Rail Position: +12m Entire



BRISBANE
RACING CLUB

Section	Overall	1200m	1000m	800m	600m	400m	200m						
Section Times	1:24.35 [4] (0:13.82)	1:10.53 [4] (0:11.17)	0:59.36 [3] (0:11.52)	0:47.84 [3] (0:11.77)	0:36.07 [2] (0:11.53)	0:24.54 [1] (0:11.70)	0:12.84 [1] (0:12.84)						
Average Speed [km/h]	63.0	64.7	63.2	60.9	62.2	61.5	56.4						
Top Speed [km/h]	66.0	66.3	64.9	62.1	63.2	63.0	59.5						
Avg. Dist. to Rail [m]	6.6	5.4	2.9	0.9	0.9	5.3	8.2						
Avg. Stride Freq. [Hz]	2.3	2.3	2.2	2.2	2.2	2.3	2.2						
Avg. Stride Length [m]	6.3	7.8	7.8	7.6	7.7	7.5	7.0						





Horse/Jockey Name	I Am Louie
Final Rank	5
Fastest Section Time (Section)	0:11.26 (1200m)
Top Speed [km/h] (Section)	65.2 (Overall)
Race State	Finished

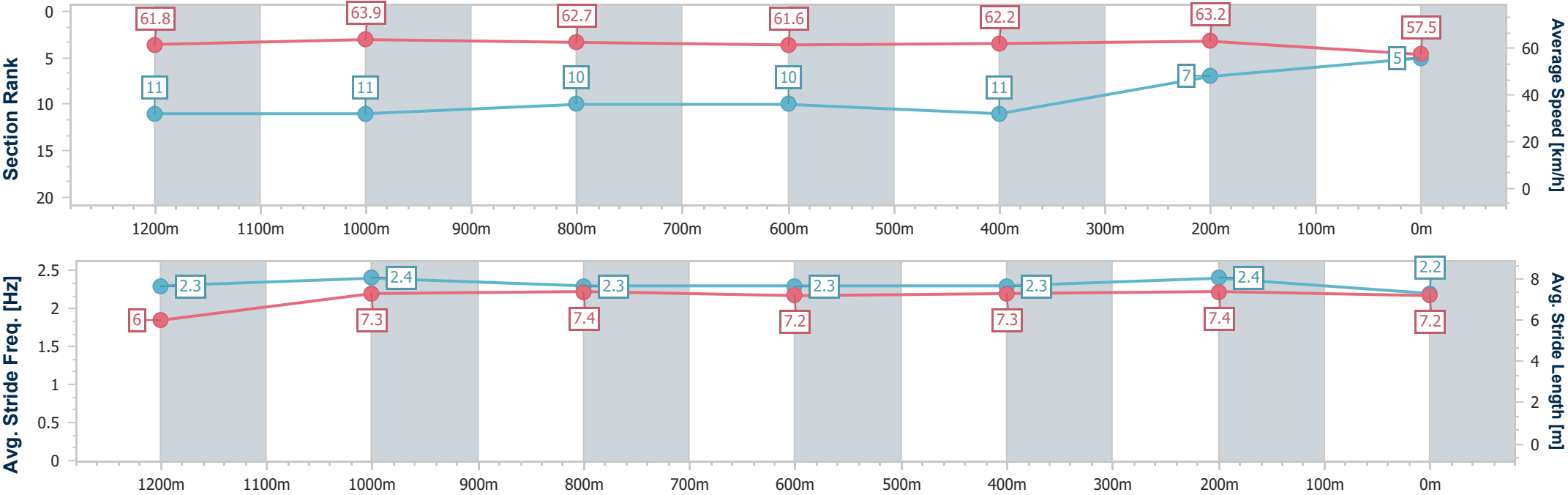


Eagle Farm QLD Professional
Race 3: Become a BRC Member QTIS Three-Years-Old Maiden
Plate - 1400m
18 February 2026 - 14:49
Track Rating: Soft 5, Weather: Fine, Rail Position: +12m Entire



BRISBANE
RACING CLUB

Section	Overall	1200m	1000m	800m	600m	400m	200m						
Section Times	1:24.46 [5] (0:14.24)	1:10.22 [11] (0:11.26)	0:58.96 [11] (0:11.54)	0:47.42 [10] (0:11.76)	0:35.66 [10] (0:11.68)	0:23.98 [11] (0:11.39)	0:12.59 [7] (0:12.59)						
Average Speed [km/h]	61.8	63.9	62.7	61.6	62.2	63.2	57.5						
Top Speed [km/h]	65.2	65.0	64.2	63.3	64.0	64.3	60.6						
Avg. Dist. to Rail [m]	5.5	1.7	0.9	1.3	1.9	4.9	5.2						
Avg. Stride Freq. [Hz]	2.3	2.4	2.3	2.3	2.3	2.4	2.2						
Avg. Stride Length [m]	6.0	7.3	7.4	7.2	7.3	7.4	7.2						





Horse/Jockey Name	Queen Jeddah
Final Rank	6
Fastest Section Time (Section)	0:11.30 (1200m)
Top Speed [km/h] (Section)	65.9 (Overall)
Race State	Finished

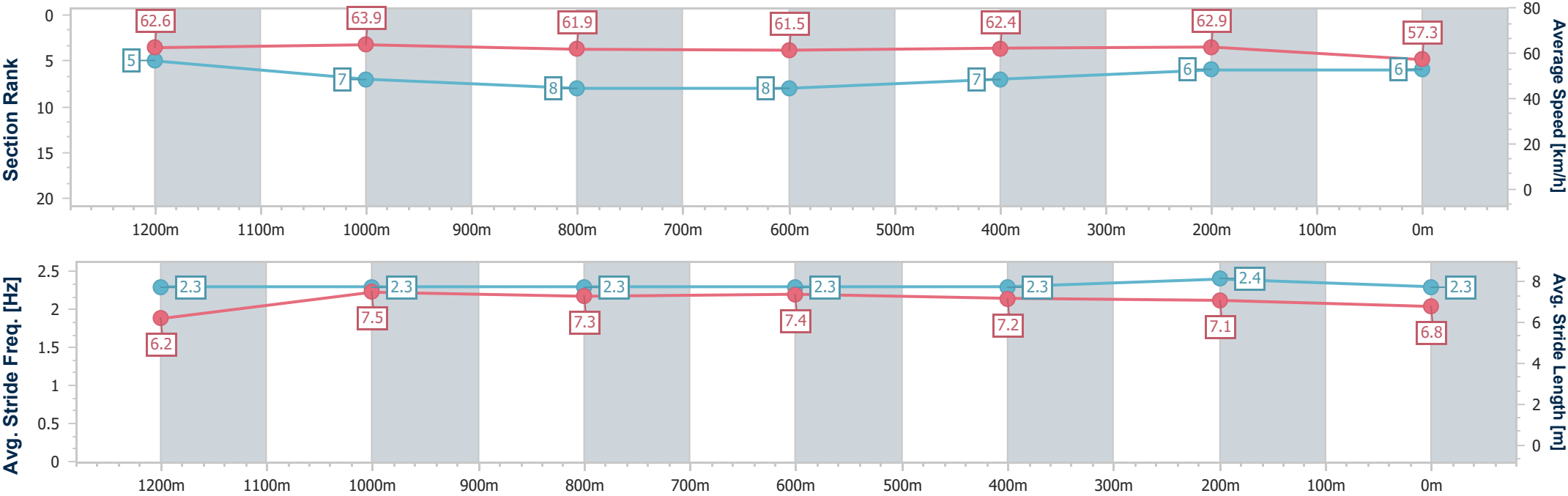


Eagle Farm QLD Professional
Race 3: Become a BRC Member QTIS Three-Years-Old Maiden
Plate - 1400m
18 February 2026 - 14:49
Track Rating: Soft 5, Weather: Fine, Rail Position: +12m Entire



BRISBANE
RACING CLUB

Section	Overall	1200m	1000m	800m	600m	400m	200m						
Section Times	1:24.47 [6] (0:13.82)	1:10.65 [5] (0:11.30)	0:59.35 [7] (0:11.75)	0:47.60 [8] (0:11.88)	0:35.72 [8] (0:11.64)	0:24.08 [7] (0:11.47)	0:12.61 [6] (0:12.61)						
Average Speed [km/h]	62.6	63.9	61.9	61.5	62.4	62.9	57.3						
Top Speed [km/h]	65.9	65.4	63.1	63.5	63.8	63.9	61.7						
Avg. Dist. to Rail [m]	3.9	3.0	2.7	2.9	2.2	5.9	6.2						
Avg. Stride Freq. [Hz]	2.3	2.3	2.3	2.3	2.3	2.4	2.3						
Avg. Stride Length [m]	6.2	7.5	7.3	7.4	7.2	7.1	6.8						





Horse/Jockey Name	Pronto Percy
Final Rank	7
Fastest Section Time (Section)	0:11.16 (1200m)
Top Speed [km/h] (Section)	65.0 (Overall)
Race State	Finished

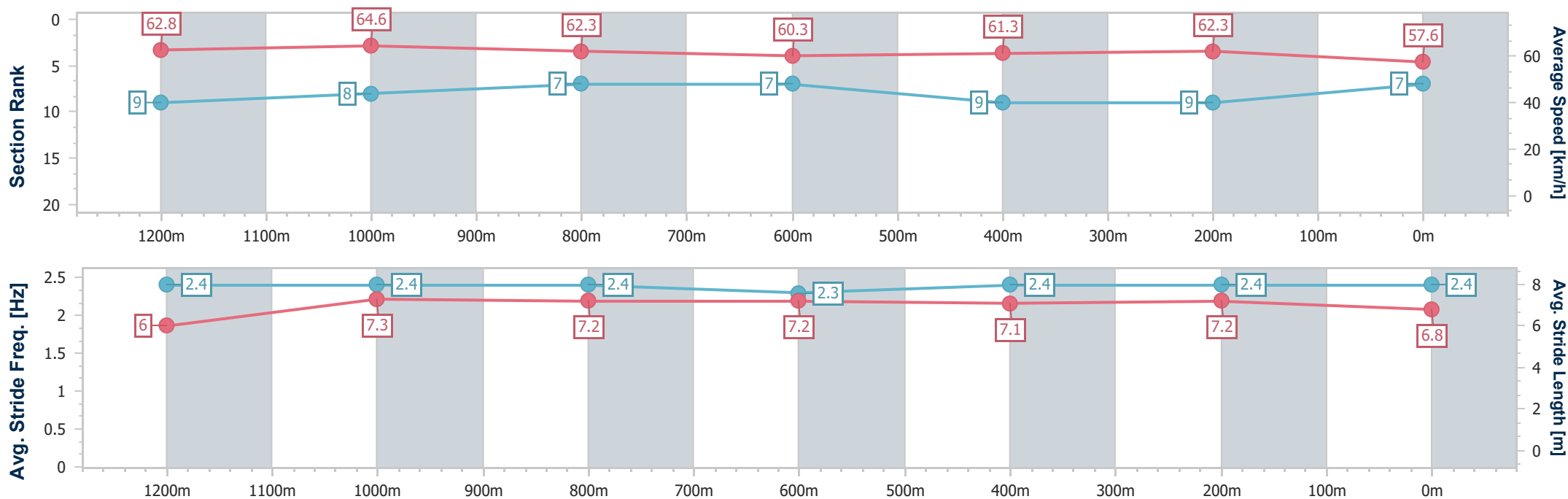


Eagle Farm QLD Professional
Race 3: Become a BRC Member QTIS Three-Years-Old Maiden
Plate - 1400m
18 February 2026 - 14:49
Track Rating: Soft 5, Weather: Fine, Rail Position: +12m Entire



BRISBANE
RACING CLUB

Section	Overall	1200m	1000m	800m	600m	400m	200m						
Section Times	1:24.53 [7] (0:14.11)	1:10.42 [9] (0:11.16)	0:59.26 [8] (0:11.56)	0:47.70 [7] (0:11.87)	0:35.83 [7] (0:11.72)	0:24.11 [9] (0:11.55)	0:12.56 [9] (0:12.56)						
Average Speed [km/h]	62.8	64.6	62.3	60.3	61.3	62.3	57.6						
Top Speed [km/h]	65.0	65.0	64.2	61.2	63.6	63.5	61.4						
Avg. Dist. to Rail [m]	2.7	1.5	0.3	0.9	1.1	2.1	0.9						
Avg. Stride Freq. [Hz]	2.4	2.4	2.4	2.3	2.4	2.4	2.4						
Avg. Stride Length [m]	6.0	7.3	7.2	7.2	7.1	7.2	6.8						





Horse/Jockey Name	Piggietales
Final Rank	8
Fastest Section Time (Section)	0:11.31 (1200m)
Top Speed [km/h] (Section)	65.4 (Overall)
Race State	Finished

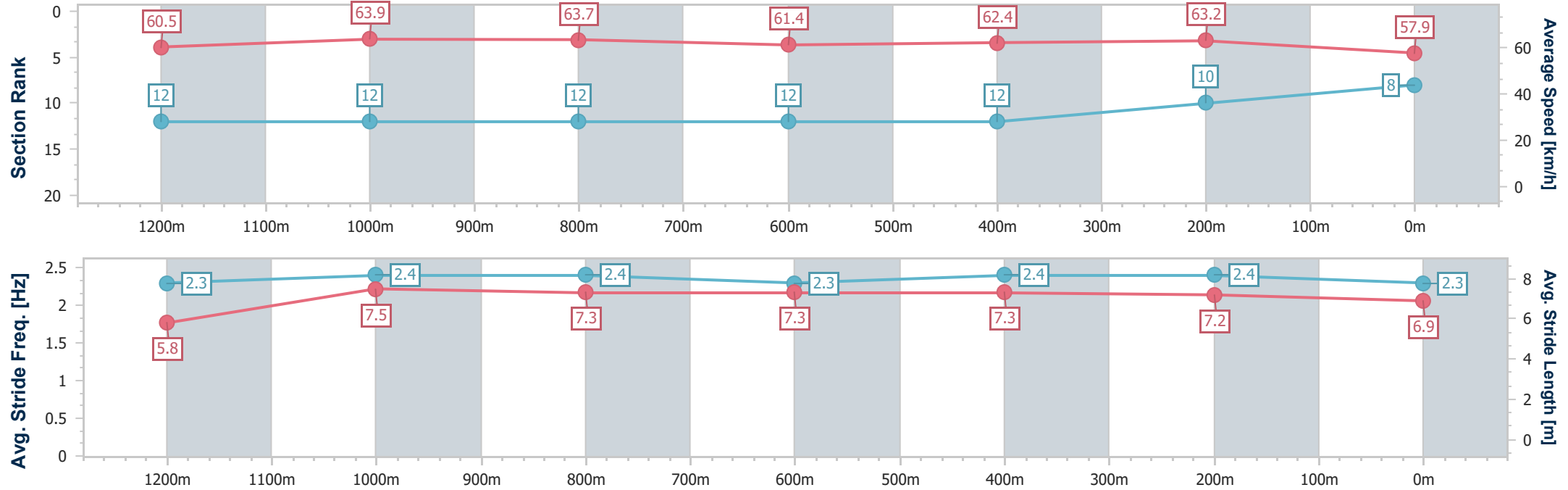


Eagle Farm QLD Professional
Race 3: Become a BRC Member QTIS Three-Years-Old Maiden
Plate - 1400m
18 February 2026 - 14:49
Track Rating: Soft 5, Weather: Fine, Rail Position: +12m Entire



BRISBANE
RACING CLUB

Section	Overall	1200m	1000m	800m	600m	400m	200m						
Section Times	1:24.56 [8] (0:14.64)	1:09.92 [12] (0:11.31)	0:58.61 [12] (0:11.37)	0:47.24 [12] (0:11.78)	0:35.46 [12] (0:11.56)	0:23.90 [12] (0:11.41)	0:12.49 [10] (0:12.49)						
Average Speed [km/h]	60.5	63.9	63.7	61.4	62.4	63.2	57.9						
Top Speed [km/h]	65.4	64.9	64.7	62.8	65.2	65.1	61.3						
Avg. Dist. to Rail [m]	7.3	2.1	1.1	0.4	0.5	4.2	6.2						
Avg. Stride Freq. [Hz]	2.3	2.4	2.4	2.3	2.4	2.4	2.3						
Avg. Stride Length [m]	5.8	7.5	7.3	7.3	7.3	7.2	6.9						





Horse/Jockey Name	By The Way
Final Rank	9
Fastest Section Time (Section)	0:11.23 (1200m)
Top Speed [km/h] (Section)	65.9 (1200m)
Race State	Finished

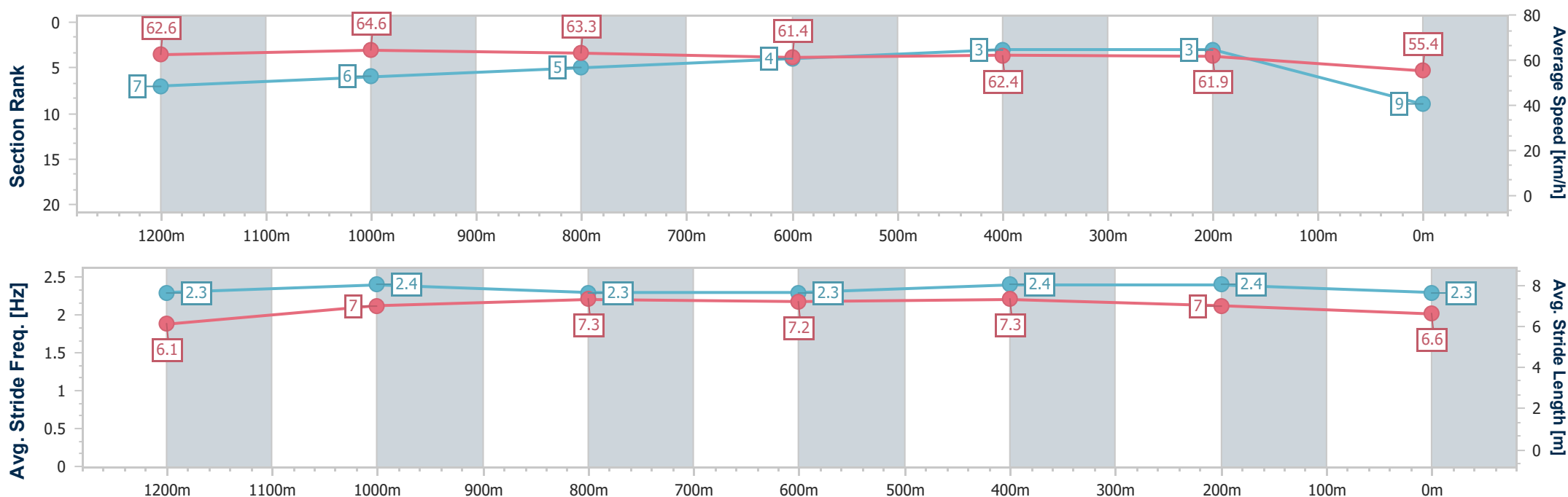


Eagle Farm QLD Professional
Race 3: Become a BRC Member QTIS Three-Years-Old Maiden
Plate - 1400m
18 February 2026 - 14:49
Track Rating: Soft 5, Weather: Fine, Rail Position: +12m Entire



BRISBANE
RACING CLUB

Section	Overall	1200m	1000m	800m	600m	400m	200m						
Section Times	1:24.77 [9] (0:13.87)	1:10.90 [7] (0:11.23)	0:59.67 [6] (0:11.60)	0:48.07 [5] (0:11.84)	0:36.23 [4] (0:11.53)	0:24.70 [3] (0:11.65)	0:13.05 [3] (0:13.05)						
Average Speed [km/h]	62.6	64.6	63.3	61.4	62.4	61.9	55.4						
Top Speed [km/h]	65.8	65.9	63.8	63.6	63.6	63.5	59.7						
Avg. Dist. to Rail [m]	7.8	5.2	4.3	2.3	0.5	4.6	4.9						
Avg. Stride Freq. [Hz]	2.3	2.4	2.3	2.3	2.4	2.4	2.3						
Avg. Stride Length [m]	6.1	7.0	7.3	7.2	7.3	7.0	6.6						





Horse/Jockey Name	Enterprise Giselle
Final Rank	10
Fastest Section Time (Section)	0:11.28 (1200m)
Top Speed [km/h] (Section)	65.3 (1200m)
Race State	Finished

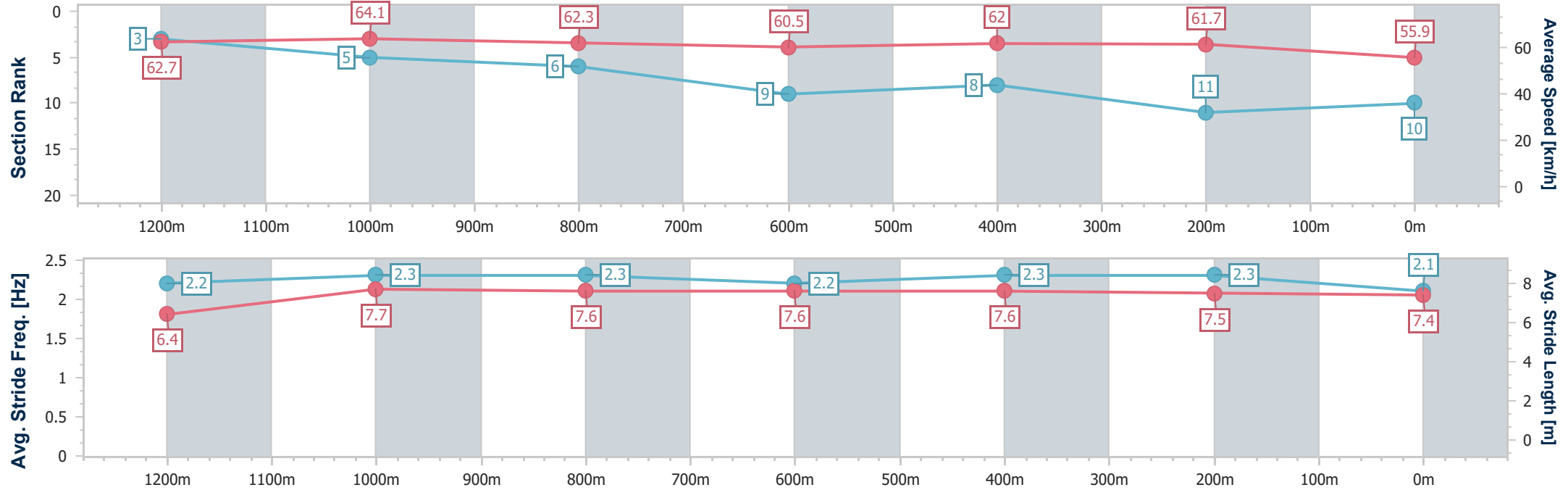


Eagle Farm QLD Professional
Race 3: Become a BRC Member QTIS Three-Years-Old Maiden
Plate - 1400m
18 February 2026 - 14:49
Track Rating: Soft 5, Weather: Fine, Rail Position: +12m Entire



BRISBANE
RACING CLUB

Section	Overall	1200m	1000m	800m	600m	400m	200m						
Section Times	1:25.02 [10] (0:13.78)	1:11.24 [3] (0:11.28)	0:59.96 [5] (0:11.75)	0:48.21 [6] (0:11.98)	0:36.23 [9] (0:11.63)	0:24.60 [8] (0:11.66)	0:12.94 [11] (0:12.94)						
Average Speed [km/h]	62.7	64.1	62.3	60.5	62.0	61.7	55.9						
Top Speed [km/h]	64.5	65.3	63.6	61.5	63.4	63.1	59.4						
Avg. Dist. to Rail [m]	3.4	3.6	2.7	1.4	0.6	3.5	4.0						
Avg. Stride Freq. [Hz]	2.2	2.3	2.3	2.2	2.3	2.3	2.1						
Avg. Stride Length [m]	6.4	7.7	7.6	7.6	7.6	7.5	7.4						





Horse/Jockey Name	Insain Lady
Final Rank	11
Fastest Section Time (Section)	0:11.00 (1200m)
Top Speed [km/h] (Section)	67.3 (Overall)
Race State	Finished

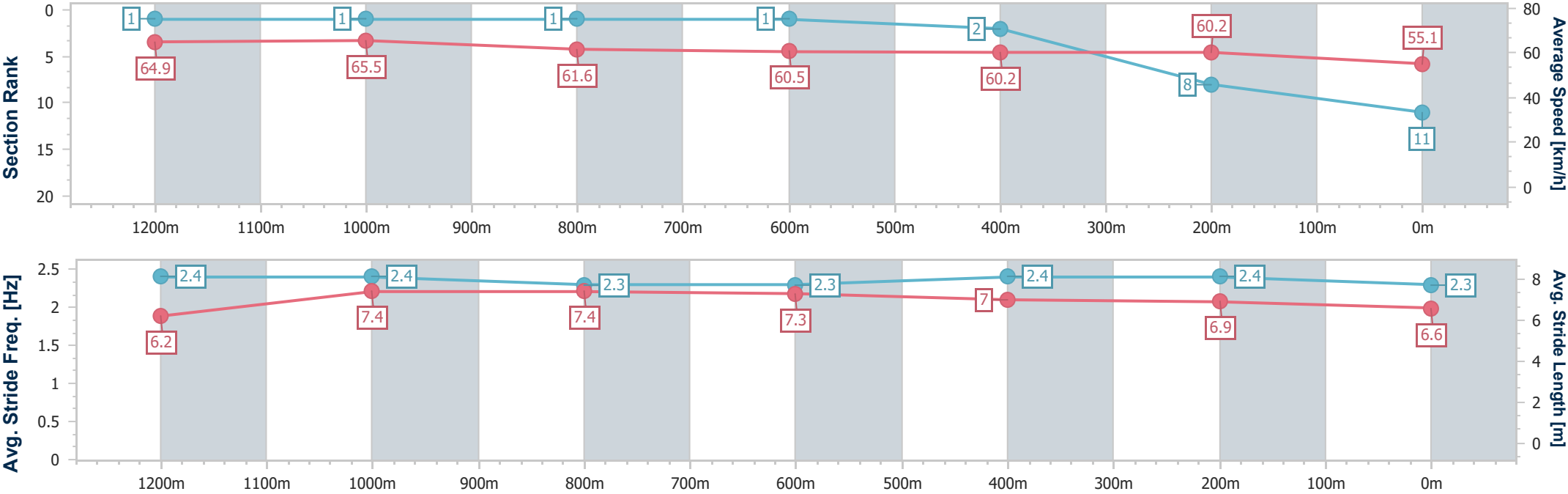


Eagle Farm QLD Professional
Race 3: Become a BRC Member QTIS Three-Years-Old Maiden
Plate - 1400m
18 February 2026 - 14:49
Track Rating: Soft 5, Weather: Fine, Rail Position: +12m Entire



BRISBANE
RACING CLUB

Section	Overall	1200m	1000m	800m	600m	400m	200m						
Section Times	1:25.07 [11] (0:13.56)	1:11.51 [1] (0:11.00)	1:00.51 [1] (0:11.66)	0:48.85 [1] (0:11.86)	0:36.99 [1] (0:11.90)	0:25.09 [2] (0:11.96)	0:13.13 [8] (0:13.13)						
Average Speed [km/h]	64.9	65.5	61.6	60.5	60.2	60.2	55.1						
Top Speed [km/h]	67.3	67.1	63.5	61.4	61.1	61.5	58.6						
Avg. Dist. to Rail [m]	1.9	1.1	0.5	0.8	1.0	0.8	0.7						
Avg. Stride Freq. [Hz]	2.4	2.4	2.3	2.3	2.4	2.4	2.3						
Avg. Stride Length [m]	6.2	7.4	7.4	7.3	7.0	6.9	6.6						



[] Ranking at each section and finish
-.-.- No data available at this section
NA No data available



Horse/Jockey Name	Prophet Of Destiny
Final Rank	12
Fastest Section Time (Section)	0:11.33 (1200m)
Top Speed [km/h] (Section)	64.7 (800m)
Race State	Finished

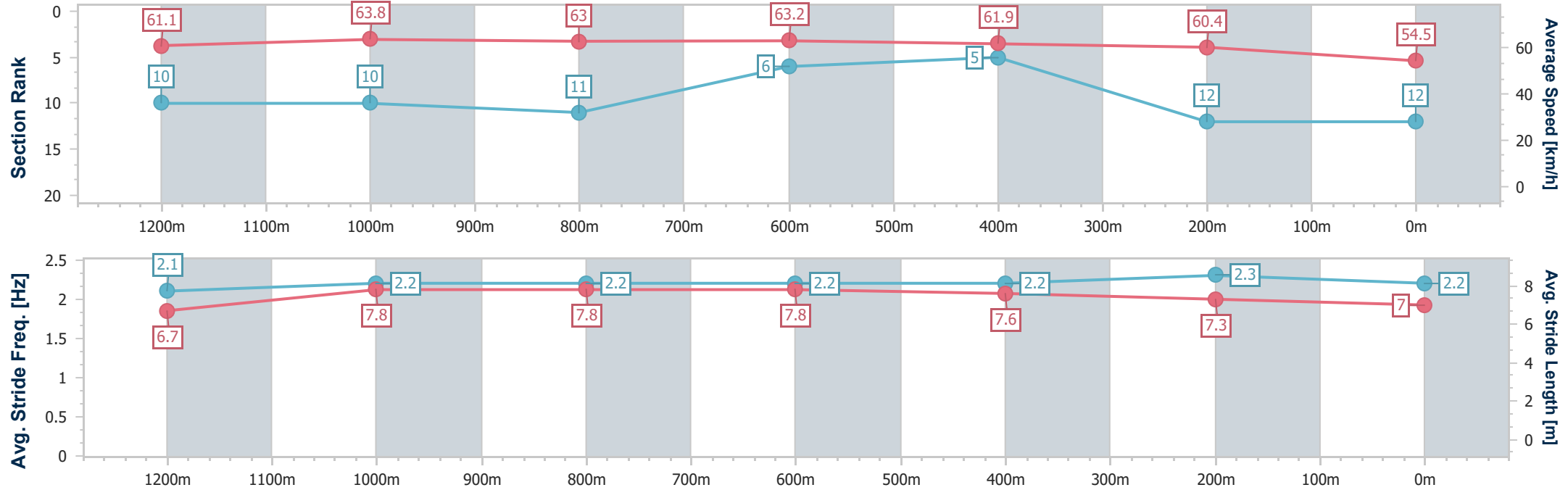


Eagle Farm QLD Professional
Race 3: Become a BRC Member QTIS Three-Years-Old Maiden
Plate - 1400m
18 February 2026 - 14:49
Track Rating: Soft 5, Weather: Fine, Rail Position: +12m Entire



BRISBANE
RACING CLUB

Section	Overall	1200m	1000m	800m	600m	400m	200m						
Section Times	1:25.38 [12] (0:14.16)	1:11.22 [10] (0:11.33)	0:59.89 [10] (0:11.59)	0:48.30 [11] (0:11.51)	0:36.79 [6] (0:11.59)	0:25.20 [5] (0:11.93)	0:13.27 [12] (0:13.27)						
Average Speed [km/h]	61.1	63.8	63.0	63.2	61.9	60.4	54.5						
Top Speed [km/h]	63.2	64.4	63.9	64.7	63.0	61.8	58.0						
Avg. Dist. to Rail [m]	7.9	4.9	3.2	2.3	0.6	4.3	6.1						
Avg. Stride Freq. [Hz]	2.1	2.2	2.2	2.2	2.2	2.3	2.2						
Avg. Stride Length [m]	6.7	7.8	7.8	7.8	7.6	7.3	7.0						





Eagle Farm QLD Professional
Race 4: Sky Racing Class 1 Handicap - 1800m
18 February 2026 - 15:23



Track Rating: Soft 5, Weather: Fine, Rail Position: +12m Entire

Section						Overall	1600m	1400m	1200m	1000m	800m	600m	Last 600m		
Field Times						1:49.58 (0:14.13)	1:35.45 (0:11.85)	1:23.60 (0:12.17)	1:11.43 (0:12.34)	0:59.09 (0:12.06)	0:47.03 (0:11.78)	0:35.25 (0:11.40)	0:35.25		
Rank	TAB	Horse/Jockey	Barrier	Top Speed [km/h]	Fastest Section									Distance Travelled [m]	
1	3	SEXY TIME	4	64.1	0:11.40	1:49.58 [1]	1:35.45 [1]	1:23.60 [1]	1:11.43 [1]	0:59.09 [1]	0:47.03 [1]	0:35.25 [1]	0:35.25		
		Ryan Maloney		400m	600m	(0:14.13)	(0:11.85)	(0:12.17)	(0:12.34)	(0:12.06)	(0:11.78)	(0:11.40)			
2	1	HOT MAJESTY	6	66.0	0:11.27	1:49.75 [2]	1:35.28 [5]	1:23.11 [6]	1:10.90 [5]	0:58.57 [6]	0:46.70 [6]	0:35.06 [5]	0:35.06	+4	
		Jace McMurray		600m	600m	(0:14.47)	(0:12.17)	(0:12.21)	(0:12.33)	(0:11.87)	(0:11.64)	(0:11.27)			
3	7	POSSIBILITIES	3	66.0	0:11.27	1:49.97 [3]	1:35.68 [4]	1:23.66 [4]	1:11.35 [4]	0:59.03 [4]	0:47.04 [4]	0:35.38 [4]	0:35.38	+1	
		Emily Lang		600m	600m	(0:14.29)	(0:12.02)	(0:12.31)	(0:12.32)	(0:11.99)	(0:11.66)	(0:11.27)			
4	5	CANTARITO	7	64.6	0:11.28	1:50.06 [4]	1:34.90 [7]	1:23.06 [7]	1:10.98 [7]	0:58.64 [7]	0:46.61 [7]	0:34.92 [7]	0:34.92	-2	
		Andrew Mallyon		400m	400m	(0:15.16)	(0:11.84)	(0:12.08)	(0:12.34)	(0:12.03)	(0:11.69)	(0:11.40)			
5	2	ZEAMAIZE	1	65.3	0:11.32	1:50.17 [5]	1:35.67 [6]	1:23.60 [5]	1:11.30 [6]	0:59.03 [5]	0:47.13 [5]	0:35.41 [6]	0:35.41	-4	
		Martin Harley		600m	600m	(0:14.50)	(0:12.07)	(0:12.30)	(0:12.27)	(0:11.90)	(0:11.72)	(0:11.32)			
6	10	DIOSA	5	64.7	0:11.37	1:51.22 [6]	1:37.00 [3]	1:24.99 [2]	1:12.73 [2]	1:00.40 [2]	0:48.42 [2]	0:36.77 [2]	0:36.77	-4	
		Jake Bayliss		600m	600m	(0:14.22)	(0:12.01)	(0:12.26)	(0:12.33)	(0:11.98)	(0:11.65)	(0:11.37)			
7	9	DASHING MARS	2	63.4	0:11.53	1:51.55 [7]	1:37.38 [2]	1:25.32 [3]	1:13.04 [3]	1:00.72 [3]	0:48.73 [3]	0:36.98 [3]	0:36.98	-9	
		Angela Jones		400m	600m	(0:14.17)	(0:12.06)	(0:12.28)	(0:12.32)	(0:11.99)	(0:11.75)	(0:11.53)			

Scratched: Batemans Bay (#4), Canara (#6), Artspace (#8)



Eagle Farm QLD Professional
Race 4: Sky Racing Class 1 Handicap - 1800m
18 February 2026 - 15:23



Track Rating: Soft 5, Weather: Fine, Rail Position: +12m Entire

Section		400m		200m		Last 600m			
Field Times		0:23.85 (0:11.42)		0:12.43 (0:12.43)		0:35.25			
Rank	TAB	Horse/Jockey	Barrier	Top Speed [km/h]	Fastest Section	Margin		Distance Travelled [m]	
1	3	SEXY TIME	4	64.1	0:11.40	0:23.85 [1]	0:12.43 [1]	1:49.58	0:35.25
		Ryan Maloney		400m	600m	(0:11.42)	(0:12.43)		
2	1	HOT MAJESTY	6	66.0	0:11.27	0:23.79 [4]	0:12.41 [2]	1L	0:35.06 +4
		Jace McMurray		600m	600m	(0:11.38)	(0:12.41)		
3	7	POSSIBILITIES	3	66.0	0:11.27	0:24.11 [3]	0:12.62 [3]	2.3L	0:35.38 +1
		Emily Lang		600m	600m	(0:11.49)	(0:12.62)		
4	5	CANTARITO	7	64.6	0:11.28	0:23.52 [7]	0:12.24 [6]	2.8L	0:34.92 -2
		Andrew Mallyon		400m	400m	(0:11.28)	(0:12.24)		
5	2	ZEAMAIZE	1	65.3	0:11.32	0:24.09 [5]	0:12.67 [4]	3.5L	0:35.41 -4
		Martin Harley		600m	600m	(0:11.42)	(0:12.67)		
6	10	DIOSA	5	64.7	0:11.37	0:25.40 [2]	0:13.57 [5]	9.6L	0:36.77 -4
		Jake Bayliss		600m	600m	(0:11.83)	(0:13.57)		
7	9	DASHING MARS	2	63.4	0:11.53	0:25.45 [6]	0:13.54 [7]	11.6L	0:36.98 -9
		Angela Jones		400m	600m	(0:11.91)	(0:13.54)		

Scratched: Batemans Bay (#4), Canara (#6), Artspace (#8)



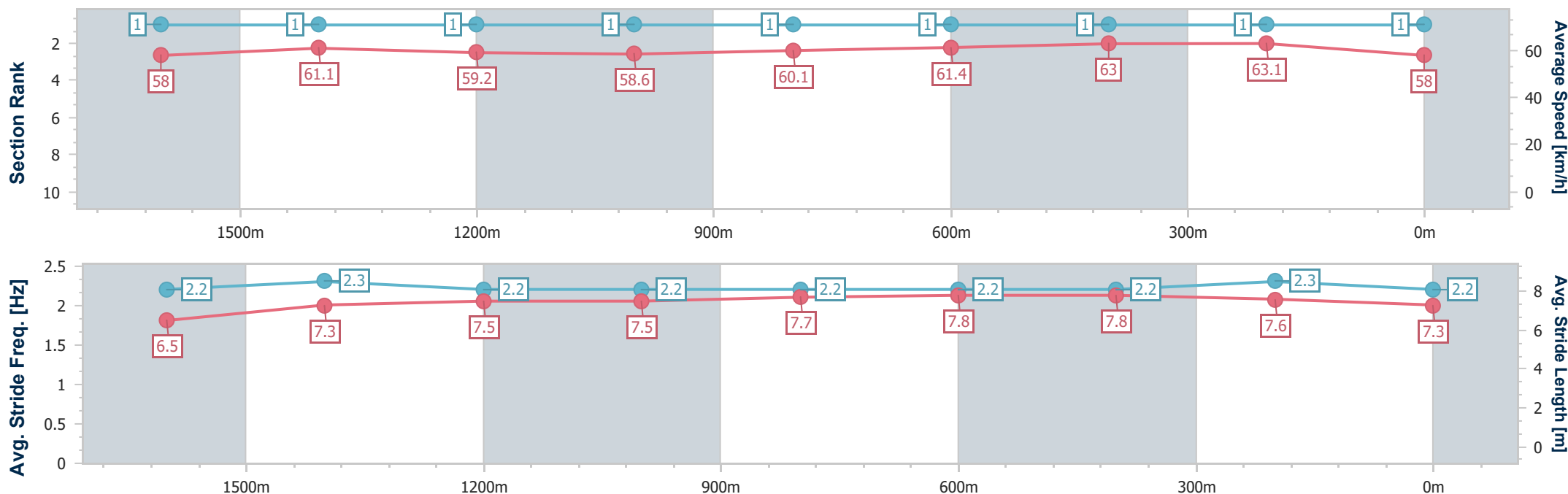
Horse/Jockey Name	Sexy Time
Final Rank	1
Fastest Section Time (Section)	0:11.40 (600m)
Top Speed [km/h] (Section)	64.1 (400m)
Race State	Finished



Eagle Farm QLD Professional
Race 4: Sky Racing Class 1 Handicap - 1800m
18 February 2026 - 15:23
Track Rating: Soft 5, Weather: Fine, Rail Position: +12m Entire



Section	Overall	1600m	1400m	1200m	1000m	800m	600m	400m	200m				
Section Times	1:49.58 [1] (0:14.13)	1:35.45 [1] (0:11.85)	1:23.60 [1] (0:12.17)	1:11.43 [1] (0:12.34)	0:59.09 [1] (0:12.06)	0:47.03 [1] (0:11.78)	0:35.25 [1] (0:11.40)	0:23.85 [1] (0:11.42)	0:12.43 [1] (0:12.43)				
Average Speed [km/h]	58.0	61.1	59.2	58.6	60.1	61.4	63.0	63.1	58.0				
Top Speed [km/h]	60.5	62.0	60.0	58.9	61.3	62.3	64.0	64.1	61.3				
Avg. Dist. to Rail [m]	4.4	1.9	1.3	1.7	1.6	1.1	0.5	1.1	4.1				
Avg. Stride Freq. [Hz]	2.2	2.3	2.2	2.2	2.2	2.2	2.2	2.3	2.2				
Avg. Stride Length [m]	6.5	7.3	7.5	7.5	7.7	7.8	7.8	7.6	7.3				





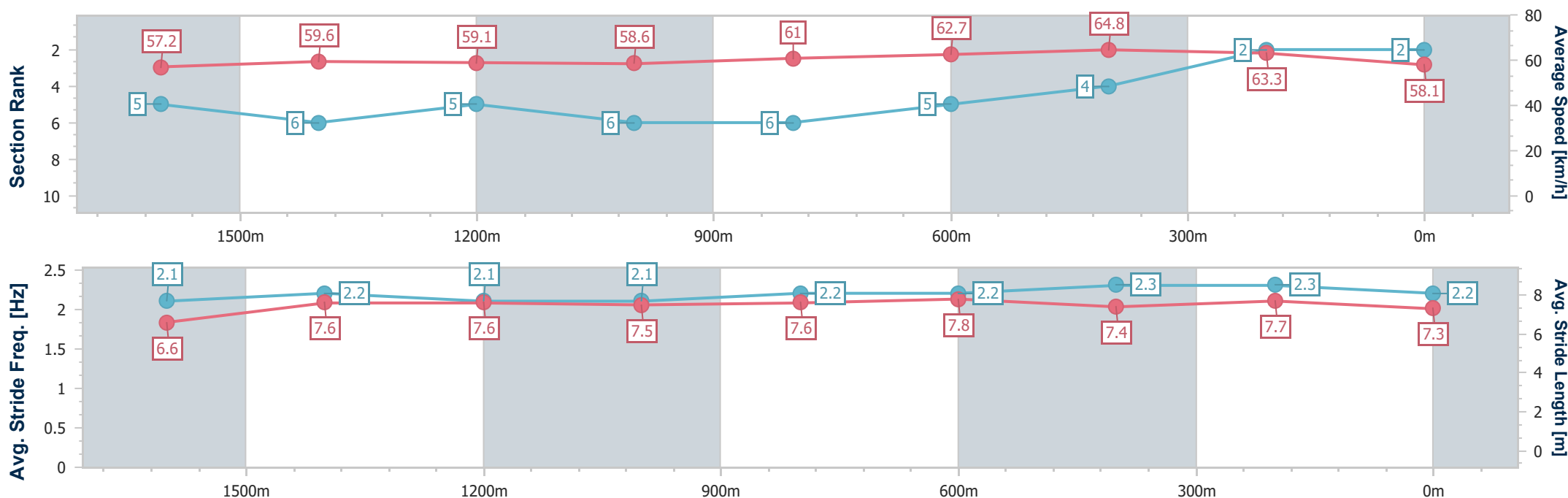
Horse/Jockey Name	Hot Majesty
Final Rank	2
Fastest Section Time (Section)	0:11.27 (600m)
Top Speed [km/h] (Section)	66.0 (600m)
Race State	Finished



Eagle Farm QLD Professional
Race 4: Sky Racing Class 1 Handicap - 1800m
18 February 2026 - 15:23
Track Rating: Soft 5, Weather: Fine, Rail Position: +12m Entire



Section	Overall	1600m	1400m	1200m	1000m	800m	600m	400m	200m				
Section Times	1:49.75 [2] (0:14.47)	1:35.28 [5] (0:12.17)	1:23.11 [6] (0:12.21)	1:10.90 [5] (0:12.33)	0:58.57 [6] (0:11.87)	0:46.70 [6] (0:11.64)	0:35.06 [5] (0:11.27)	0:23.79 [4] (0:11.38)	0:12.41 [2] (0:12.41)				
Average Speed [km/h]	57.2	59.6	59.1	58.6	61.0	62.7	64.8	63.3	58.1				
Top Speed [km/h]	60.0	60.7	60.4	59.7	62.7	64.8	66.0	65.9	61.0				
Avg. Dist. to Rail [m]	5.7	1.4	1.5	1.6	1.6	2.3	3.1	4.9	4.5				
Avg. Stride Freq. [Hz]	2.1	2.2	2.1	2.1	2.2	2.2	2.3	2.3	2.2				
Avg. Stride Length [m]	6.6	7.6	7.6	7.5	7.6	7.8	7.4	7.7	7.3				





Horse/Jockey Name	Possibilities
Final Rank	3
Fastest Section Time (Section)	0:11.27 (600m)
Top Speed [km/h] (Section)	66.0 (600m)
Race State	Finished



Eagle Farm QLD Professional

Race 4: Sky Racing Class 1 Handicap - 1800m

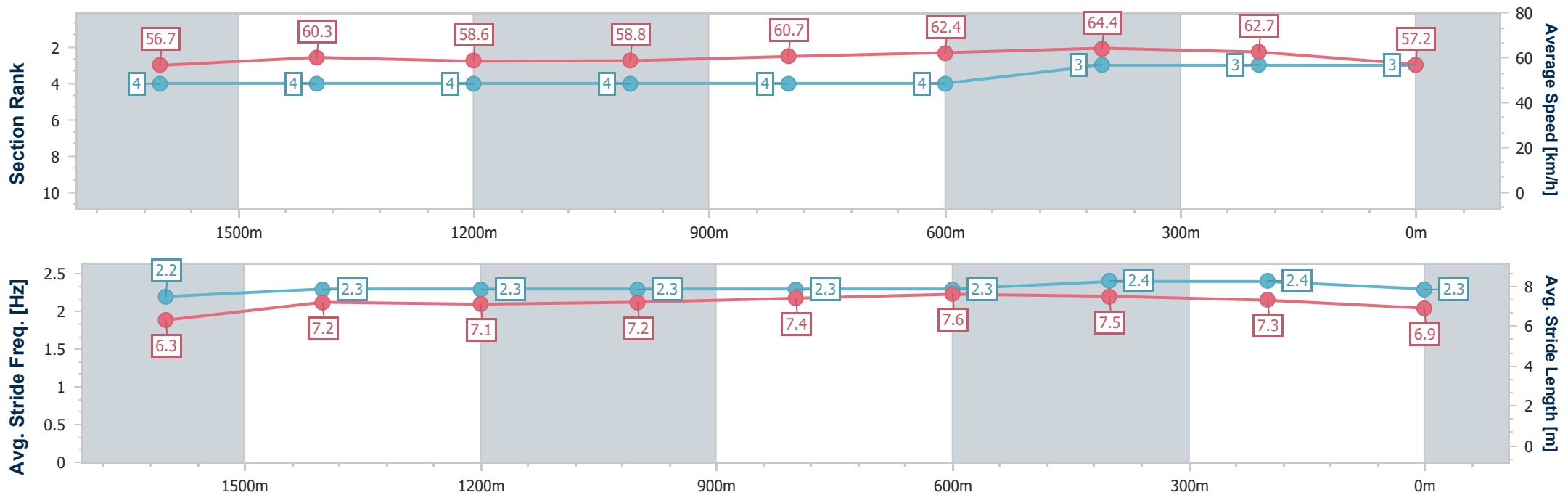
18 February 2026 - 15:23

Track Rating: Soft 5, Weather: Fine, Rail Position: +12m Entire



BRISBANE
RACING CLUB

Section	Overall	1600m	1400m	1200m	1000m	800m	600m	400m	200m				
Section Times	1:49.97 [3] (0:14.29)	1:35.68 [4] (0:12.02)	1:23.66 [4] (0:12.31)	1:11.35 [4] (0:12.32)	0:59.03 [4] (0:11.99)	0:47.04 [4] (0:11.66)	0:35.38 [4] (0:11.27)	0:24.11 [3] (0:11.49)	0:12.62 [3] (0:12.62)				
Average Speed [km/h]	56.7	60.3	58.6	58.8	60.7	62.4	64.4	62.7	57.2				
Top Speed [km/h]	59.2	61.3	60.6	59.4	61.7	64.1	66.0	64.6	60.6				
Avg. Dist. to Rail [m]	3.0	1.5	1.9	2.4	2.1	1.9	1.5	4.3	5.1				
Avg. Stride Freq. [Hz]	2.2	2.3	2.3	2.3	2.3	2.3	2.4	2.4	2.3				
Avg. Stride Length [m]	6.3	7.2	7.1	7.2	7.4	7.6	7.5	7.3	6.9				





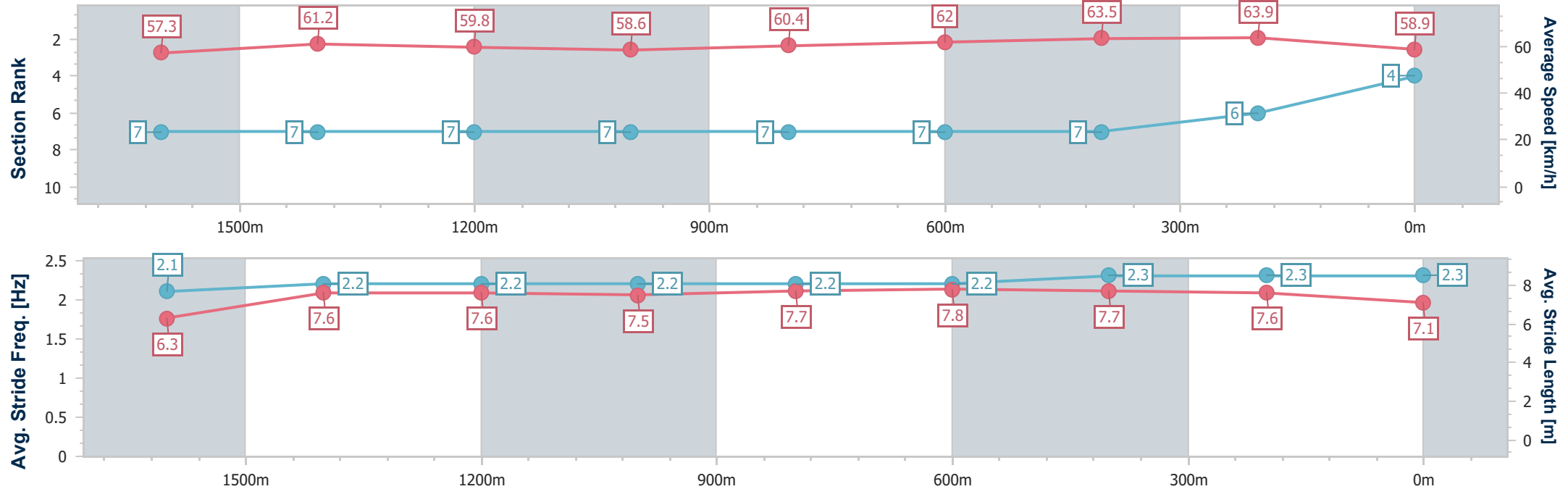
Horse/Jockey Name	Cantarito
Final Rank	4
Fastest Section Time (Section)	0:11.28 (400m)
Top Speed [km/h] (Section)	64.6 (400m)
Race State	Finished



Eagle Farm QLD Professional
Race 4: Sky Racing Class 1 Handicap - 1800m
18 February 2026 - 15:23
Track Rating: Soft 5, Weather: Fine, Rail Position: +12m Entire



Section	Overall	1600m	1400m	1200m	1000m	800m	600m	400m	200m				
Section Times	1:50.06 [4] (0:15.16)	1:34.90 [7] (0:11.84)	1:23.06 [7] (0:12.08)	1:10.98 [7] (0:12.34)	0:58.64 [7] (0:12.03)	0:46.61 [7] (0:11.69)	0:34.92 [7] (0:11.40)	0:23.52 [7] (0:11.28)	0:12.24 [6] (0:12.24)				
Average Speed [km/h]	57.3	61.2	59.8	58.6	60.4	62.0	63.5	63.9	58.9				
Top Speed [km/h]	60.6	61.4	61.4	60.3	62.8	62.9	64.1	64.6	62.6				
Avg. Dist. to Rail [m]	4.3	1.4	1.9	2.0	1.4	0.7	1.1	4.0	5.6				
Avg. Stride Freq. [Hz]	2.1	2.2	2.2	2.2	2.2	2.2	2.3	2.3	2.3				
Avg. Stride Length [m]	6.3	7.6	7.6	7.5	7.7	7.8	7.7	7.6	7.1				



[] Ranking at each section and finish
-.-.- No data available at this section
NA No data available



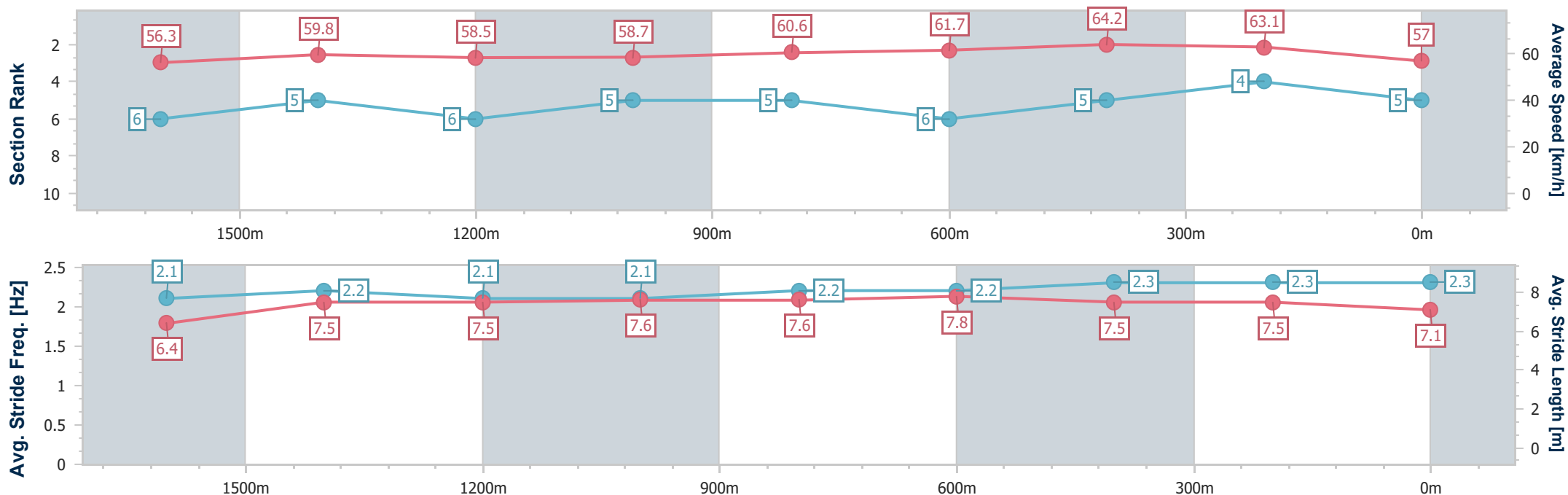
Horse/Jockey Name	Zeamaize
Final Rank	5
Fastest Section Time (Section)	0:11.32 (600m)
Top Speed [km/h] (Section)	65.3 (600m)
Race State	Finished



Eagle Farm QLD Professional
Race 4: Sky Racing Class 1 Handicap - 1800m
18 February 2026 - 15:23
Track Rating: Soft 5, Weather: Fine, Rail Position: +12m Entire



Section	Overall	1600m	1400m	1200m	1000m	800m	600m	400m	200m				
Section Times	1:50.17 [5] (0:14.50)	1:35.67 [6] (0:12.07)	1:23.60 [5] (0:12.30)	1:11.30 [6] (0:12.27)	0:59.03 [5] (0:11.90)	0:47.13 [5] (0:11.72)	0:35.41 [6] (0:11.32)	0:24.09 [5] (0:11.42)	0:12.67 [4] (0:12.67)				
Average Speed [km/h]	56.3	59.8	58.5	58.7	60.6	61.7	64.2	63.1	57.0				
Top Speed [km/h]	60.1	60.3	59.3	59.4	61.9	63.0	65.3	64.9	60.4				
Avg. Dist. to Rail [m]	2.1	0.3	0.2	0.2	0.3	0.5	2.0	2.1	1.0				
Avg. Stride Freq. [Hz]	2.1	2.2	2.1	2.1	2.2	2.2	2.3	2.3	2.3				
Avg. Stride Length [m]	6.4	7.5	7.5	7.6	7.6	7.8	7.5	7.5	7.1				





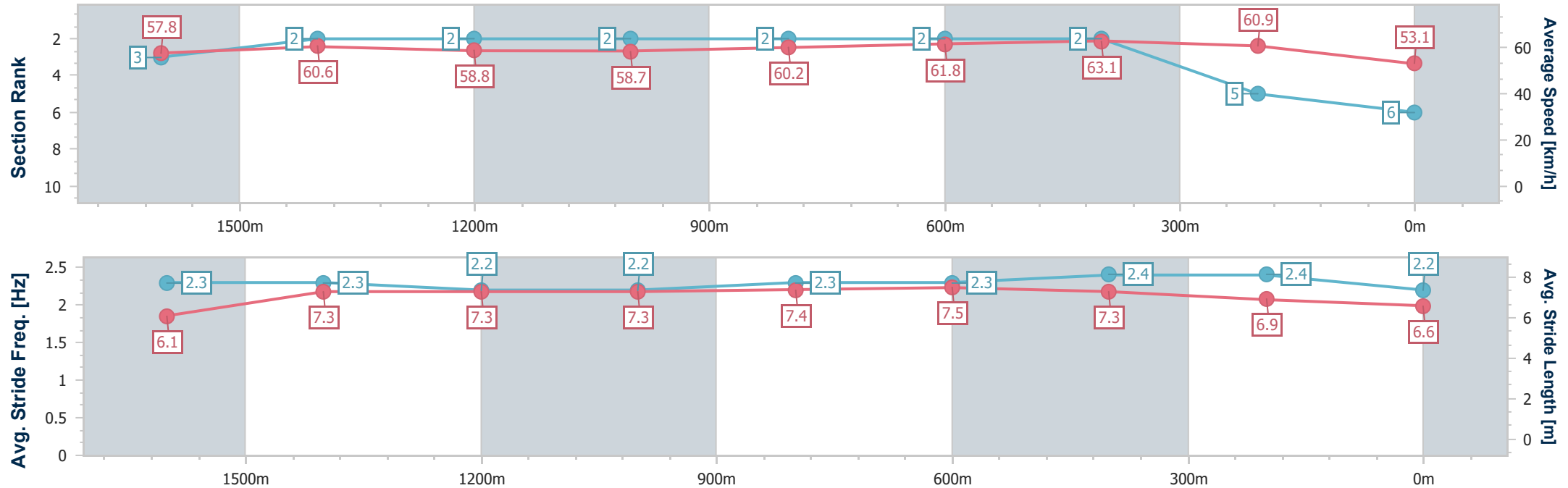
Horse/Jockey Name	Diosa
Final Rank	6
Fastest Section Time (Section)	0:11.37 (600m)
Top Speed [km/h] (Section)	64.7 (600m)
Race State	Finished



Eagle Farm QLD Professional
Race 4: Sky Racing Class 1 Handicap - 1800m
18 February 2026 - 15:23
Track Rating: Soft 5, Weather: Fine, Rail Position: +12m Entire



Section	Overall	1600m	1400m	1200m	1000m	800m	600m	400m	200m				
Section Times	1:51.22 [6] (0:14.22)	1:37.00 [3] (0:12.01)	1:24.99 [2] (0:12.26)	1:12.73 [2] (0:12.33)	1:00.40 [2] (0:11.98)	0:48.42 [2] (0:11.65)	0:36.77 [2] (0:11.37)	0:25.40 [2] (0:11.83)	0:13.57 [5] (0:13.57)				
Average Speed [km/h]	57.8	60.6	58.8	58.7	60.2	61.8	63.1	60.9	53.1				
Top Speed [km/h]	60.5	62.0	60.0	59.7	61.3	62.7	64.7	64.2	56.4				
Avg. Dist. to Rail [m]	4.9	2.9	1.6	1.6	0.4	0.3	1.0	1.9	3.6				
Avg. Stride Freq. [Hz]	2.3	2.3	2.2	2.2	2.3	2.3	2.4	2.4	2.2				
Avg. Stride Length [m]	6.1	7.3	7.3	7.3	7.4	7.5	7.3	6.9	6.6				



[] Ranking at each section and finish
- - - - No data available at this section
NA No data available



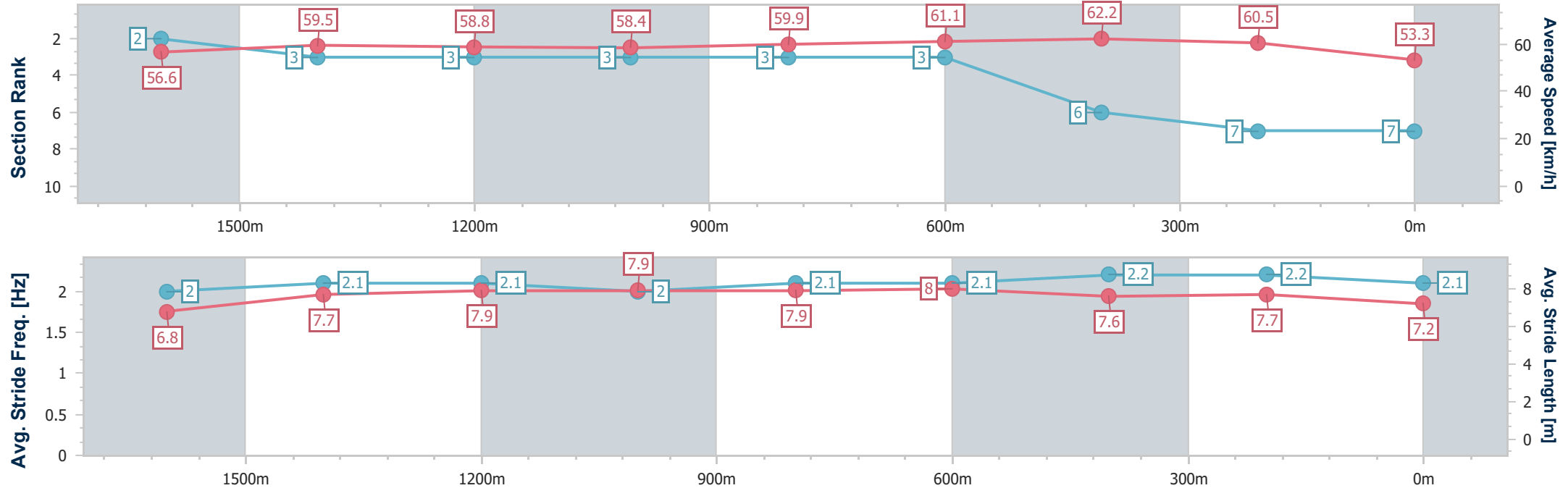
Horse/Jockey Name	Dashing Mars
Final Rank	7
Fastest Section Time (Section)	0:11.53 (600m)
Top Speed [km/h] (Section)	63.4 (400m)
Race State	Finished



Eagle Farm QLD Professional
Race 4: Sky Racing Class 1 Handicap - 1800m
18 February 2026 - 15:23
Track Rating: Soft 5, Weather: Fine, Rail Position: +12m Entire



Section	Overall	1600m	1400m	1200m	1000m	800m	600m	400m	200m				
Section Times	1:51.55 [7] (0:14.17)	1:37.38 [2] (0:12.06)	1:25.32 [3] (0:12.28)	1:13.04 [3] (0:12.32)	1:00.72 [3] (0:11.99)	0:48.73 [3] (0:11.75)	0:36.98 [3] (0:11.53)	0:25.45 [6] (0:11.91)	0:13.54 [7] (0:13.54)				
Average Speed [km/h]	56.6	59.5	58.8	58.4	59.9	61.1	62.2	60.5	53.3				
Top Speed [km/h]	60.1	61.2	59.4	59.3	61.4	61.9	63.4	63.4	57.2				
Avg. Dist. to Rail [m]	1.8	0.3	0.2	0.3	0.5	0.8	0.5	1.9	4.6				
Avg. Stride Freq. [Hz]	2.0	2.1	2.1	2.0	2.1	2.1	2.2	2.2	2.1				
Avg. Stride Length [m]	6.8	7.7	7.9	7.9	7.9	8.0	7.6	7.7	7.2				





Eagle Farm QLD Professional

Race 5: Girls Day Out 7 March Benchmark 70 Handicap - 1000m

18 February 2026 - 15:59



BRISBANE
RACING CLUB

Track Rating: Soft 5, Weather: Fine, Rail Position: +12m Entire

Section						Overall	800m	600m	400m	200m	Last 600m		
Field Times						0:56.59 (0:12.83)	0:43.76 (0:10.60)	0:33.16 (0:10.76)	0:22.40 (0:10.83)	0:11.57 (0:11.57)	0:33.16		
Rank	TAB	Horse/Jockey	Barrier	Top Speed [km/h]	Fastest Section							Margin	Distance Travelled [m]
1	6	PROVANCE	3	70.6	0:10.41	0:56.59 [1]	0:43.35 [5]	0:32.94 [3]	0:22.31 [2]	0:11.57 [1]	0:56.59	0:32.94	
		Cody Collis		800m	800m	(0:13.24)	(0:10.41)	(0:10.63)	(0:10.74)	(0:11.57)			
2	9	CINDERSEA	6	69.7	0:10.59	0:56.70 [2]	0:43.69 [2]	0:33.10 [2]	0:22.32 [3]	0:11.60 [2]	0.7L	0:33.10	+5
		Jace McMurray		800m	800m	(0:13.01)	(0:10.59)	(0:10.78)	(0:10.72)	(0:11.60)			
3	1	ALLOUTATIME	4	70.1	0:10.66	0:57.44 [3]	0:44.22 [4]	0:33.56 [5]	0:22.77 [5]	0:12.05 [4]	5L	0:33.56	+10
		Corey Sutherland		800m	800m	(0:13.22)	(0:10.66)	(0:10.79)	(0:10.72)	(0:12.05)			
4	4	CONCESSION	8	69.6	0:10.56	0:57.56 [4]	0:43.91 [8]	0:33.35 [8]	0:22.68 [7]	0:11.94 [5]	5.7L	0:33.35	+8
		Luke Dempsey		800m	800m	(0:13.65)	(0:10.56)	(0:10.67)	(0:10.74)	(0:11.94)			
5	8	SUTHERLAND	1	69.0	0:10.60	0:57.69 [5]	0:44.86 [1]	0:34.26 [1]	0:23.50 [1]	0:12.39 [3]	6.5L	0:34.26	+2
		Kenji Yoshida		800m	800m	(0:12.83)	(0:10.60)	(0:10.76)	(0:11.11)	(0:12.39)			
6	3	AIR WE GO	5	69.1	0:10.63	0:57.79 [6]	0:44.38 [6]	0:33.75 [6]	0:22.98 [6]	0:12.13 [7]	7.1L	0:33.75	+8
		Ben Thompson		800m	800m	(0:13.41)	(0:10.63)	(0:10.77)	(0:10.85)	(0:12.13)			
7	5	DONT CALL ME HONEY	7	70.6	0:10.59	0:58.54 [7]	0:45.40 [3]	0:34.81 [4]	0:23.95 [4]	0:12.92 [6]	11.4L	0:34.81	+10
		Ryan Maloney		800m	800m	(0:13.14)	(0:10.59)	(0:10.86)	(0:11.03)	(0:12.92)			
8	10	ANAISA	2	68.6	0:10.65	0:59.46 [8]	0:45.98 [7]	0:35.33 [7]	0:24.21 [8]	0:12.71 [8]	16.9L	0:35.33	+8
		Fred Larson		800m	800m	(0:13.48)	(0:10.65)	(0:11.12)	(0:11.50)	(0:12.71)			

Scratched: Never Say Nay (#2), Bundella (#7)



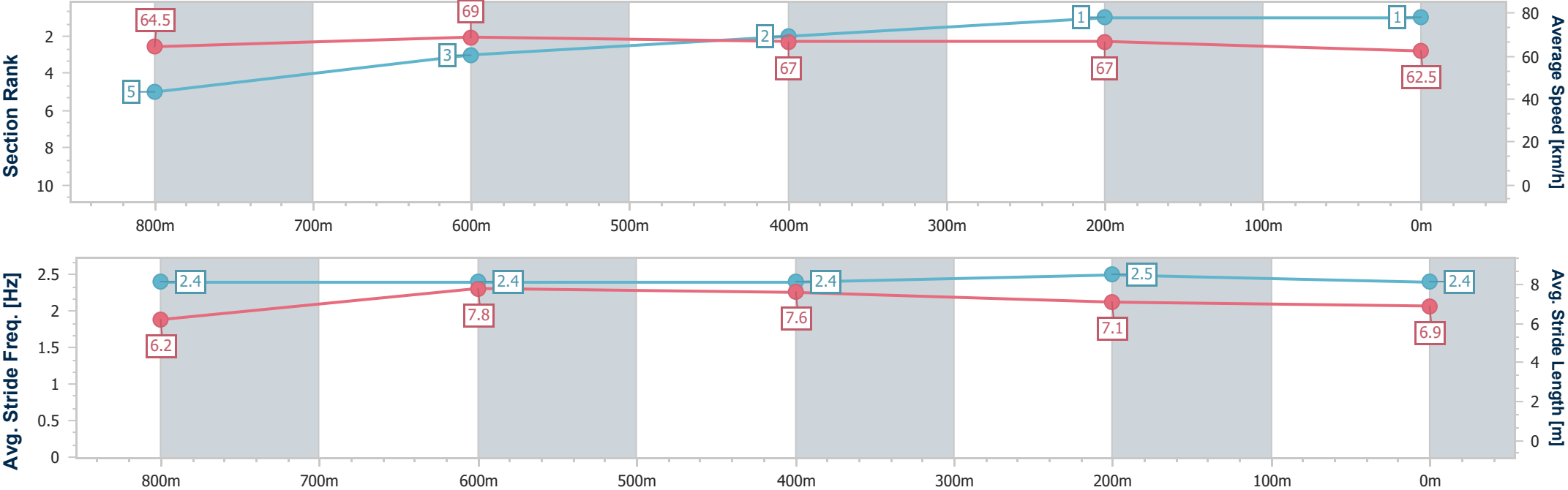
Horse/Jockey Name	Provance
Final Rank	1
Fastest Section Time (Section)	0:10.41 (800m)
Top Speed [km/h] (Section)	70.6 (800m)
Race State	Finished



Eagle Farm QLD Professional
Race 5: Girls Day Out 7 March Benchmark 70 Handicap - 1000m
18 February 2026 - 15:59
Track Rating: Soft 5, Weather: Fine, Rail Position: +12m Entire



Section	Overall	800m	600m	400m	200m														
Section Times	0:56.59 [1] (0:13.24)	0:43.35 [5] (0:10.41)	0:32.94 [3] (0:10.63)	0:22.31 [2] (0:10.74)	0:11.57 [1] (0:11.57)														
Average Speed [km/h]	64.5	69.0	67.0	67.0	62.5														
Top Speed [km/h]	69.9	70.6	68.4	68.2	65.6														
Avg. Dist. to Rail [m]	0.8	0.7	2.2	0.4	1.4														
Avg. Stride Freq. [Hz]	2.4	2.4	2.4	2.5	2.4														
Avg. Stride Length [m]	6.2	7.8	7.6	7.1	6.9														



- [] Ranking at each section and finish
- .-.- No data available at this section
- NA No data available



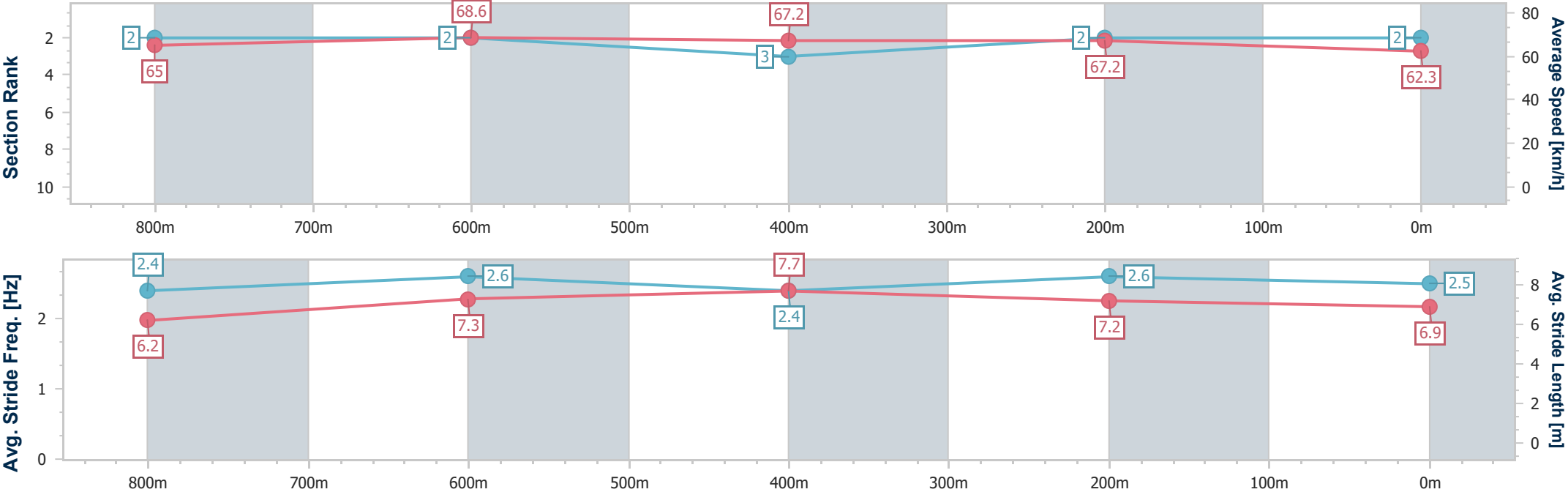
Horse/Jockey Name	Cindersea
Final Rank	2
Fastest Section Time (Section)	0:10.59 (800m)
Top Speed [km/h] (Section)	69.7 (800m)
Race State	Finished



Eagle Farm QLD Professional
Race 5: Girls Day Out 7 March Benchmark 70 Handicap - 1000m
18 February 2026 - 15:59
Track Rating: Soft 5, Weather: Fine, Rail Position: +12m Entire



Section	Overall	800m	600m	400m	200m														
Section Times	0:56.70 [2] (0:13.01)	0:43.69 [2] (0:10.59)	0:33.10 [2] (0:10.78)	0:22.32 [3] (0:10.72)	0:11.60 [2] (0:11.60)														
Average Speed [km/h]	65.0	68.6	67.2	67.2	62.3														
Top Speed [km/h]	69.2	69.7	68.9	68.7	65.5														
Avg. Dist. to Rail [m]	2.9	0.7	0.3	3.0	0.3														
Avg. Stride Freq. [Hz]	2.4	2.6	2.4	2.6	2.5														
Avg. Stride Length [m]	6.2	7.3	7.7	7.2	6.9														



[] Ranking at each section and finish
- - - - - No data available at this section
NA No data available



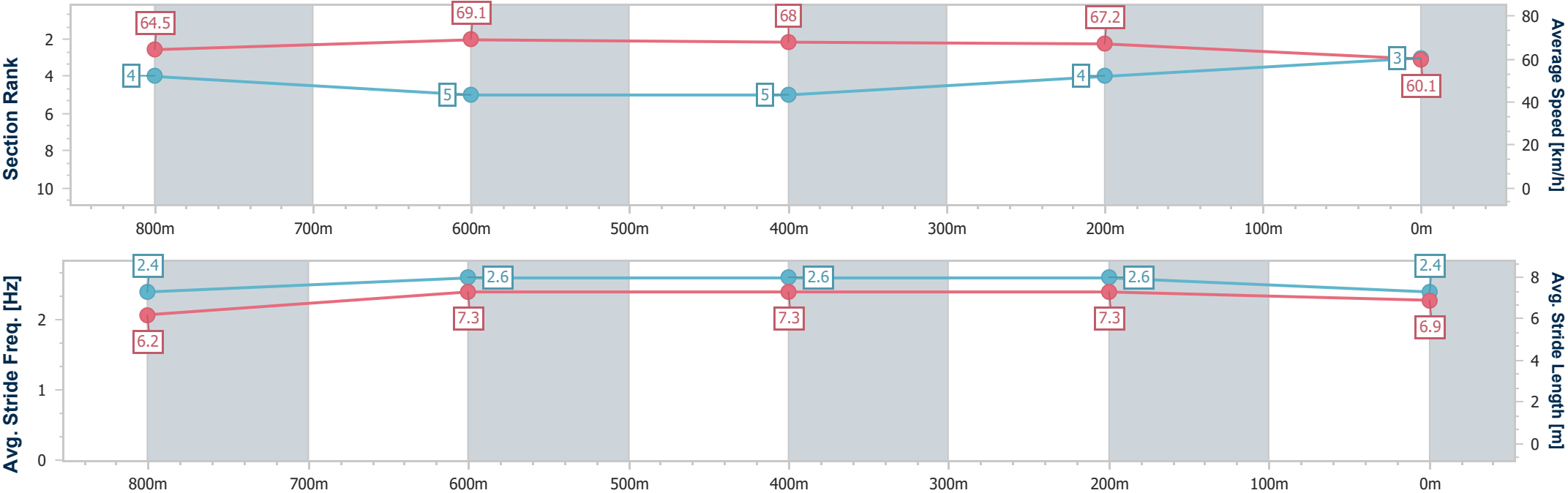
Horse/Jockey Name	Alloutatime
Final Rank	3
Fastest Section Time (Section)	0:10.66 (800m)
Top Speed [km/h] (Section)	70.1 (800m)
Race State	Finished



Eagle Farm QLD Professional
Race 5: Girls Day Out 7 March Benchmark 70 Handicap - 1000m
18 February 2026 - 15:59
Track Rating: Soft 5, Weather: Fine, Rail Position: +12m Entire



Section	Overall	800m	600m	400m	200m										
Section Times	0:57.44 [3] (0:13.22)	0:44.22 [4] (0:10.66)	0:33.56 [5] (0:10.79)	0:22.77 [5] (0:10.72)	0:12.05 [4] (0:12.05)										
Average Speed [km/h]	64.5	69.1	68.0	67.2	60.1										
Top Speed [km/h]	70.0	70.1	68.8	69.2	64.4										
Avg. Dist. to Rail [m]	1.9	3.3	2.7	4.8	3.2										
Avg. Stride Freq. [Hz]	2.4	2.6	2.6	2.6	2.4										
Avg. Stride Length [m]	6.2	7.3	7.3	7.3	6.9										





Horse/Jockey Name	Concession
Final Rank	4
Fastest Section Time (Section)	0:10.56 (800m)
Top Speed [km/h] (Section)	69.6 (800m)
Race State	Finished

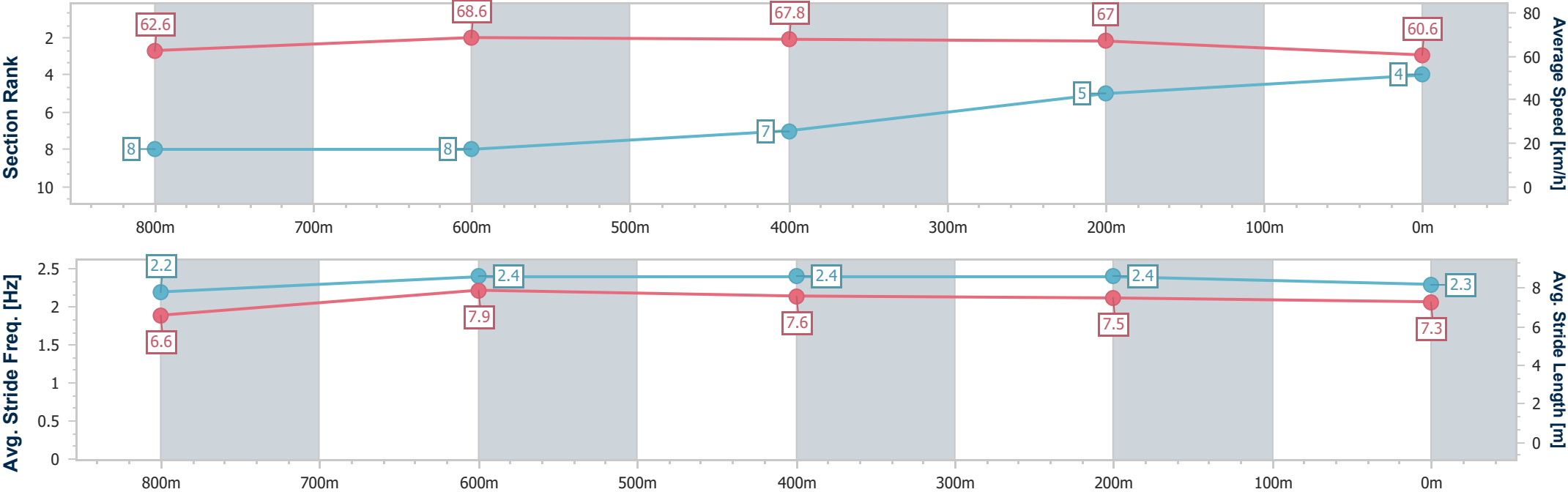


Eagle Farm QLD Professional
Race 5: Girls Day Out 7 March Benchmark 70 Handicap - 1000m
18 February 2026 - 15:59
Track Rating: Soft 5, Weather: Fine, Rail Position: +12m Entire



BRISBANE
RACING CLUB

Section	Overall	800m	600m	400m	200m														
Section Times	0:57.56 [4] (0:13.65)	0:43.91 [8] (0:10.56)	0:33.35 [8] (0:10.67)	0:22.68 [7] (0:10.74)	0:11.94 [5] (0:11.94)														
Average Speed [km/h]	62.6	68.6	67.8	67.0	60.6														
Top Speed [km/h]	66.7	69.6	68.9	68.7	64.2														
Avg. Dist. to Rail [m]	5.1	2.6	1.0	3.5	2.2														
Avg. Stride Freq. [Hz]	2.2	2.4	2.4	2.4	2.3														
Avg. Stride Length [m]	6.6	7.9	7.6	7.5	7.3														





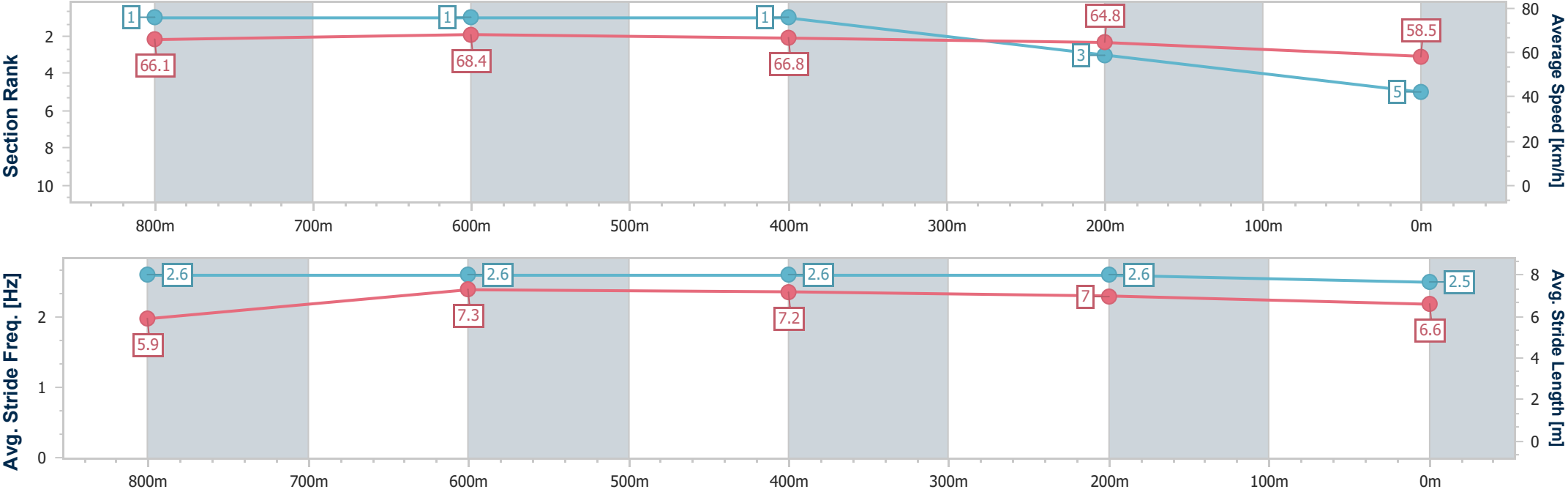
Horse/Jockey Name	Sutherland
Final Rank	5
Fastest Section Time (Section)	0:10.60 (800m)
Top Speed [km/h] (Section)	69.0 (800m)
Race State	Finished



Eagle Farm QLD Professional
Race 5: Girls Day Out 7 March Benchmark 70 Handicap - 1000m
18 February 2026 - 15:59
Track Rating: Soft 5, Weather: Fine, Rail Position: +12m Entire



Section	Overall	800m	600m	400m	200m									
Section Times	0:57.69 [5] (0:12.83)	0:44.86 [1] (0:10.60)	0:34.26 [1] (0:10.76)	0:23.50 [1] (0:11.11)	0:12.39 [3] (0:12.39)									
Average Speed [km/h]	66.1	68.4	66.8	64.8	58.5									
Top Speed [km/h]	68.6	69.0	68.1	66.7	61.8									
Avg. Dist. to Rail [m]	1.1	0.2	1.3	1.6	1.3									
Avg. Stride Freq. [Hz]	2.6	2.6	2.6	2.6	2.5									
Avg. Stride Length [m]	5.9	7.3	7.2	7.0	6.6									



[] Ranking at each section and finish
- - - - - No data available at this section
NA No data available



Horse/Jockey Name	Air We Go
Final Rank	6
Fastest Section Time (Section)	0:10.63 (800m)
Top Speed [km/h] (Section)	69.1 (800m)
Race State	Finished

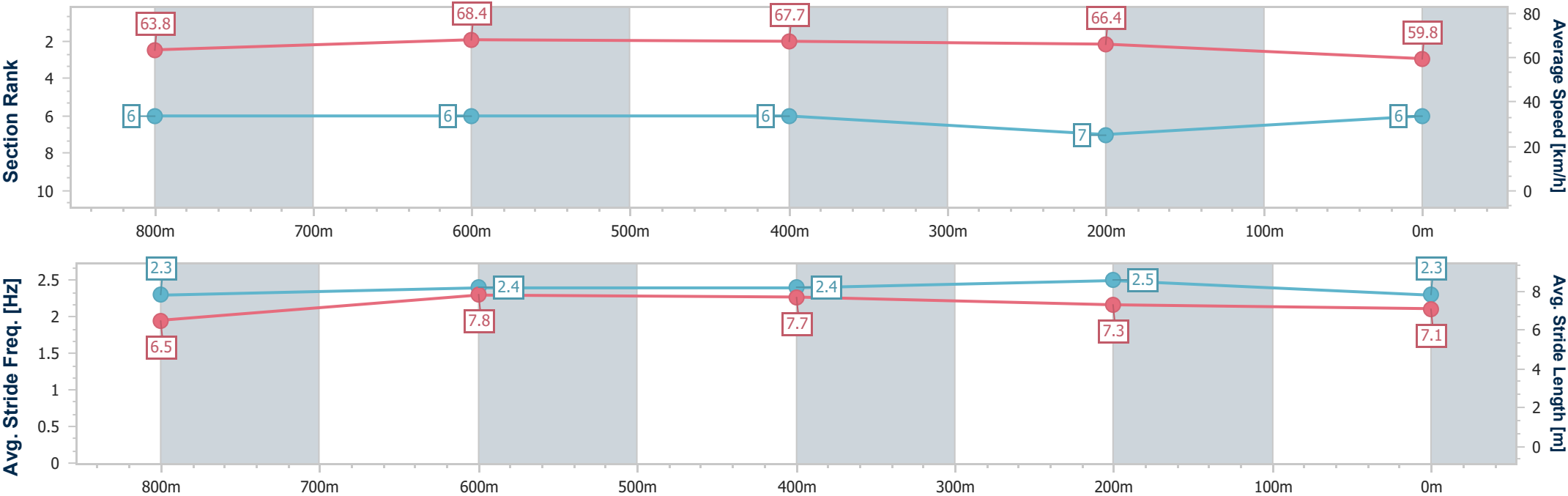


Eagle Farm QLD Professional
Race 5: Girls Day Out 7 March Benchmark 70 Handicap - 1000m
18 February 2026 - 15:59
Track Rating: Soft 5, Weather: Fine, Rail Position: +12m Entire



BRISBANE
RACING CLUB

Section	Overall	800m	600m	400m	200m										
Section Times	0:57.79 [6] (0:13.41)	0:44.38 [6] (0:10.63)	0:33.75 [6] (0:10.77)	0:22.98 [6] (0:10.85)	0:12.13 [7] (0:12.13)										
Average Speed [km/h]	63.8	68.4	67.7	66.4	59.8										
Top Speed [km/h]	68.0	69.1	68.5	68.2	63.5										
Avg. Dist. to Rail [m]	2.6	1.6	2.2	8.2	8.3										
Avg. Stride Freq. [Hz]	2.3	2.4	2.4	2.5	2.3										
Avg. Stride Length [m]	6.5	7.8	7.7	7.3	7.1										



[] Ranking at each section and finish
-.-.- No data available at this section
NA No data available



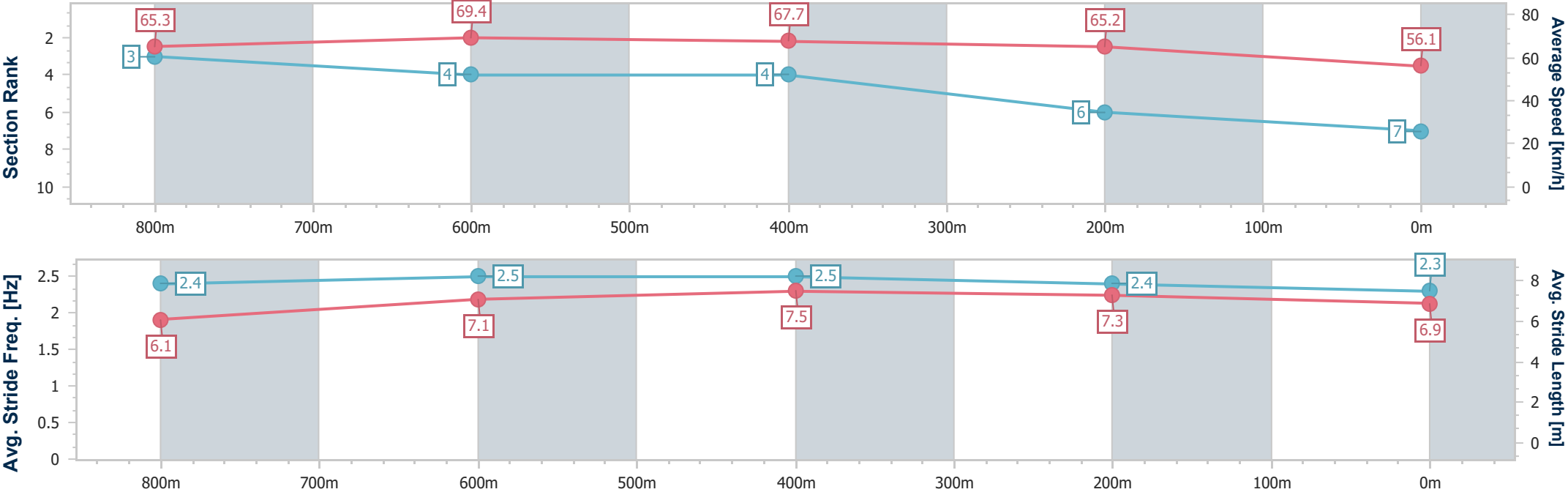
Horse/Jockey Name	Dont Call Me Honey
Final Rank	7
Fastest Section Time (Section)	0:10.59 (800m)
Top Speed [km/h] (Section)	70.6 (800m)
Race State	Finished



Eagle Farm QLD Professional
Race 5: Girls Day Out 7 March Benchmark 70 Handicap - 1000m
18 February 2026 - 15:59
Track Rating: Soft 5, Weather: Fine, Rail Position: +12m Entire



Section	Overall	800m	600m	400m	200m														
Section Times	0:58.54 [7] (0:13.14)	0:45.40 [3] (0:10.59)	0:34.81 [4] (0:10.86)	0:23.95 [4] (0:11.03)	0:12.92 [6] (0:12.92)														
Average Speed [km/h]	65.3	69.4	67.7	65.2	56.1														
Top Speed [km/h]	68.8	70.6	69.0	67.9	62.2														
Avg. Dist. to Rail [m]	4.6	3.2	2.7	6.9	5.8														
Avg. Stride Freq. [Hz]	2.4	2.5	2.5	2.4	2.3														
Avg. Stride Length [m]	6.1	7.1	7.5	7.3	6.9														





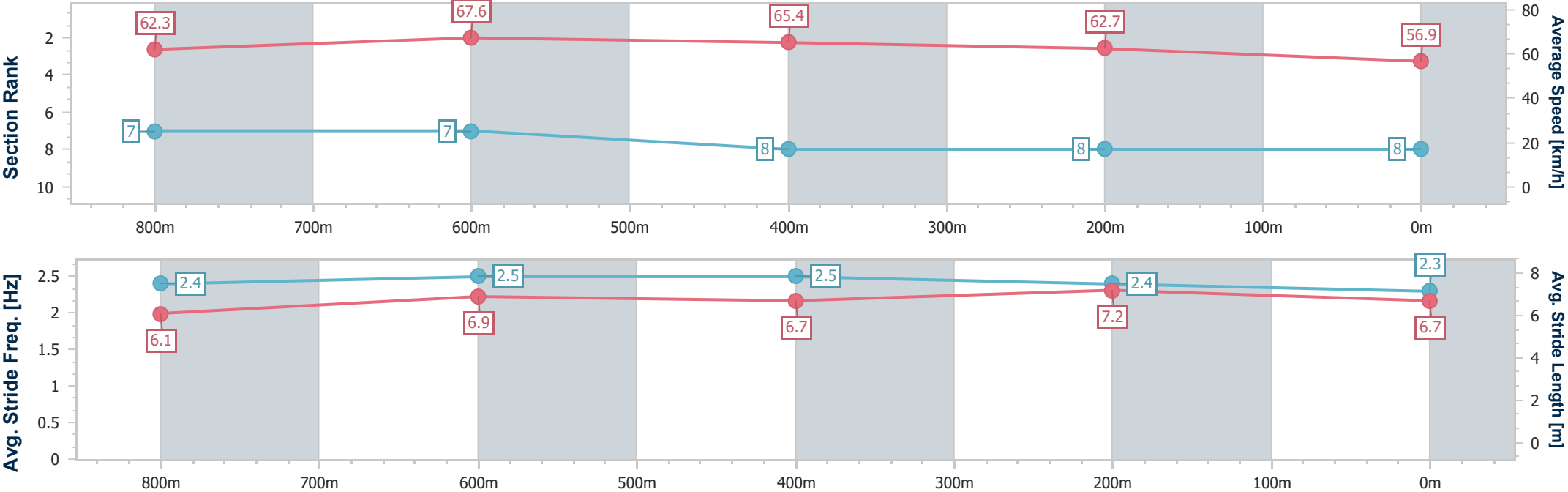
Horse/Jockey Name	Anaisa
Final Rank	8
Fastest Section Time (Section)	0:10.65 (800m)
Top Speed [km/h] (Section)	68.6 (800m)
Race State	Finished



Eagle Farm QLD Professional
Race 5: Girls Day Out 7 March Benchmark 70 Handicap - 1000m
18 February 2026 - 15:59
Track Rating: Soft 5, Weather: Fine, Rail Position: +12m Entire



Section	Overall	800m	600m	400m	200m														
Section Times	0:59.46 [8] (0:13.48)	0:45.98 [7] (0:10.65)	0:35.33 [7] (0:11.12)	0:24.21 [8] (0:11.50)	0:12.71 [8] (0:12.71)														
Average Speed [km/h]	62.3	67.6	65.4	62.7	56.9														
Top Speed [km/h]	67.1	68.6	66.9	66.1	60.4														
Avg. Dist. to Rail [m]	0.7	1.6	3.1	5.0	4.3														
Avg. Stride Freq. [Hz]	2.4	2.5	2.5	2.4	2.3														
Avg. Stride Length [m]	6.1	6.9	6.7	7.2	6.7														





Eagle Farm QLD Professional
Race 6: XXXX GOLD BM65 Handicap - 1200m
18 February 2026 - 16:33



Track Rating: Soft 5, Weather: Fine, Rail Position: +12m Entire

Section		Overall				1000m	800m	600m	400m	200m	Last 600m		
Field Times		1:09.75 (0:13.46)				0:56.29 (0:10.90)	0:45.39 (0:11.41)	0:33.98 (0:10.97)	0:23.01 (0:11.06)	0:11.95 (0:11.95)	0:33.98		
Rank	TAB	Horse/Jockey	Barrier	Top Speed [km/h]	Fastest Section						Margin	Distance Travelled [m]	
1	2	BUNDELLA	4	67.3	0:10.97	1:09.75 [1]	0:56.29 [1]	0:45.26 [2]	0:33.98 [1]	0:23.01 [1]	0:11.95 [1]	1:09.75	0:33.98
		Chelsea Baker		1000m	600m	(0:13.46)	(0:11.03)	(0:11.28)	(0:10.97)	(0:11.06)	(0:11.95)		
2	4	ANSON BAY	2	67.3	0:10.83	1:09.87 [2]	0:56.21 [4]	0:45.11 [3]	0:33.81 [3]	0:22.68 [3]	0:11.85 [2]	0.7L	0:33.81 +12
		Emily Lang		400m	400m	(0:13.66)	(0:11.10)	(0:11.30)	(0:11.13)	(0:10.83)	(0:11.85)		
3	7	THATS ARCHIES GIRL	1	67.2	0:10.87	1:10.20 [3]	0:56.17 [6]	0:45.00 [6]	0:33.72 [6]	0:22.60 [7]	0:11.73 [6]	2.7L	0:33.72 +8
		Jace McMurray		400m	400m	(0:14.03)	(0:11.17)	(0:11.28)	(0:11.12)	(0:10.87)	(0:11.73)		
4	3	MELDUBIOUS	6	68.0	0:10.90	1:10.41 [4]	0:56.20 [7]	0:45.03 [7]	0:33.86 [7]	0:22.90 [6]	0:12.00 [4]	3.9L	0:33.86 +6
		Ryan Maloney		400m	400m	(0:14.21)	(0:11.17)	(0:11.17)	(0:10.96)	(0:10.90)	(0:12.00)		
5	8	JENCHICK BOOM	8	68.1	0:10.81	1:10.47 [5]	0:56.06 [8]	0:44.81 [8]	0:33.63 [8]	0:22.68 [8]	0:11.87 [8]	4.2L	0:33.63 -2
		Angela Jones		400m	400m	(0:14.41)	(0:11.25)	(0:11.18)	(0:10.95)	(0:10.81)	(0:11.87)		
6	6	I'M ZAC	9	67.0	0:10.87	1:10.50 [6]	0:56.02 [9]	0:44.76 [10]	0:33.61 [9]	0:22.61 [9]	0:11.74 [9]	4.4L	0:33.61 +0
		Taylor Marshall		400m	400m	(0:14.48)	(0:11.26)	(0:11.15)	(0:11.00)	(0:10.87)	(0:11.74)		
7	10	FOR BETTER	3	66.6	0:11.07	1:10.65 [7]	0:57.04 [3]	0:45.79 [4]	0:34.47 [4]	0:23.27 [5]	0:12.20 [5]	5.3L	0:34.47 +7
		Cejay Graham		400m	400m	(0:13.61)	(0:11.25)	(0:11.32)	(0:11.20)	(0:11.07)	(0:12.20)		
8	9	NINJITZOU	7	68.5	0:10.87	1:10.84 [8]	0:57.35 [2]	0:46.48 [1]	0:35.07 [2]	0:23.87 [2]	0:12.56 [3]	6.4L	0:35.07 +10
		Daniel Moor		1000m	1000m	(0:13.49)	(0:10.87)	(0:11.41)	(0:11.20)	(0:11.31)	(0:12.56)		
9	1	FORTUNEER	5	66.0	0:11.00	1:10.99 [9]	0:56.99 [5]	0:45.86 [5]	0:34.63 [5]	0:23.63 [4]	0:12.43 [7]	7.3L	0:34.63 +2
		Benjamin Osmond		400m	600m	(0:14.00)	(0:11.13)	(0:11.23)	(0:11.00)	(0:11.20)	(0:12.43)		
10	12	AUTUMN MISS	10	67.3	0:10.99	1:11.40 [10]	0:56.76 [10]	0:45.70 [9]	0:34.43 [10]	0:23.37 [10]	0:12.38 [10]	9.7L	0:34.43 +6
		Andrew Mallyon		400m	400m	(0:14.64)	(0:11.06)	(0:11.27)	(0:11.06)	(0:10.99)	(0:12.38)		

Scratched: Cindersea (#5), Extreme Spirit (#11)



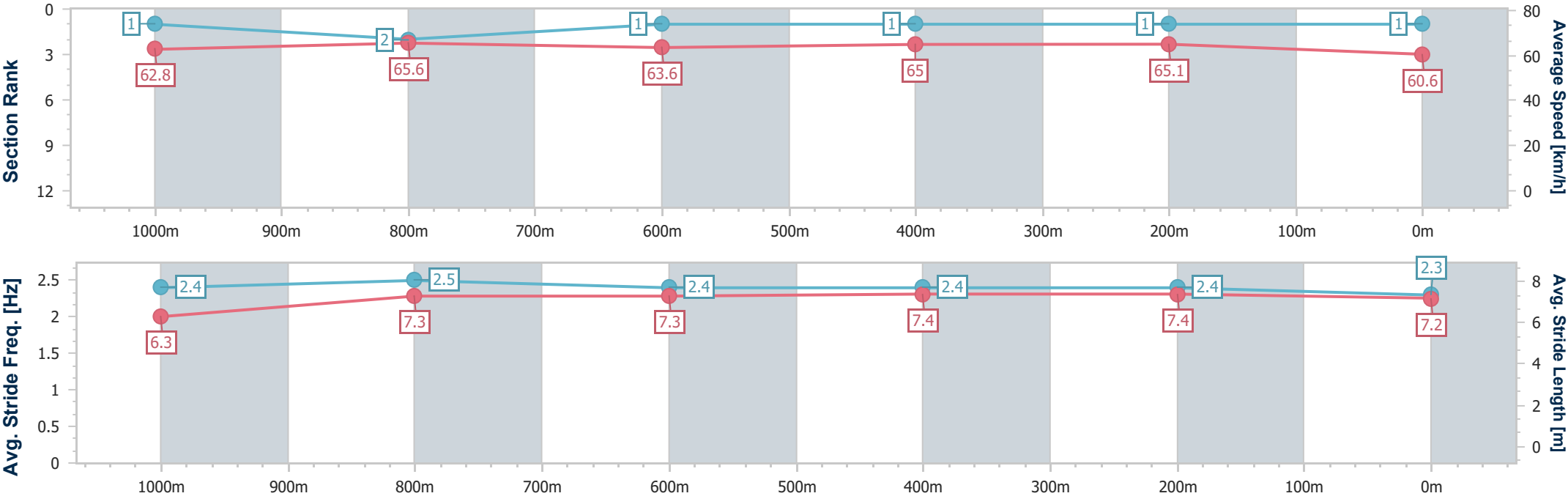
Horse/Jockey Name	Bundella
Final Rank	1
Fastest Section Time (Section)	0:10.97 (600m)
Top Speed [km/h] (Section)	67.3 (1000m)
Race State	Finished



Eagle Farm QLD Professional
Race 6: XXXX GOLD BM65 Handicap - 1200m
18 February 2026 - 16:33
Track Rating: Soft 5, Weather: Fine, Rail Position: +12m Entire



Section	Overall	1000m	800m	600m	400m	200m							
Section Times	1:09.75 [1] (0:13.46)	0:56.29 [1] (0:11.03)	0:45.26 [2] (0:11.28)	0:33.98 [1] (0:10.97)	0:23.01 [1] (0:11.06)	0:11.95 [1] (0:11.95)							
Average Speed [km/h]	62.8	65.6	63.6	65.0	65.1	60.6							
Top Speed [km/h]	65.2	67.3	64.7	66.9	66.8	63.2							
Avg. Dist. to Rail [m]	2.9	0.7	0.8	1.8	0.5	1.0							
Avg. Stride Freq. [Hz]	2.4	2.5	2.4	2.4	2.4	2.3							
Avg. Stride Length [m]	6.3	7.3	7.3	7.4	7.4	7.2							



[] Ranking at each section and finish
-.-.- No data available at this section
NA No data available



Horse/Jockey Name	Anson Bay
Final Rank	2
Fastest Section Time (Section)	0:10.83 (400m)
Top Speed [km/h] (Section)	67.3 (400m)
Race State	Finished

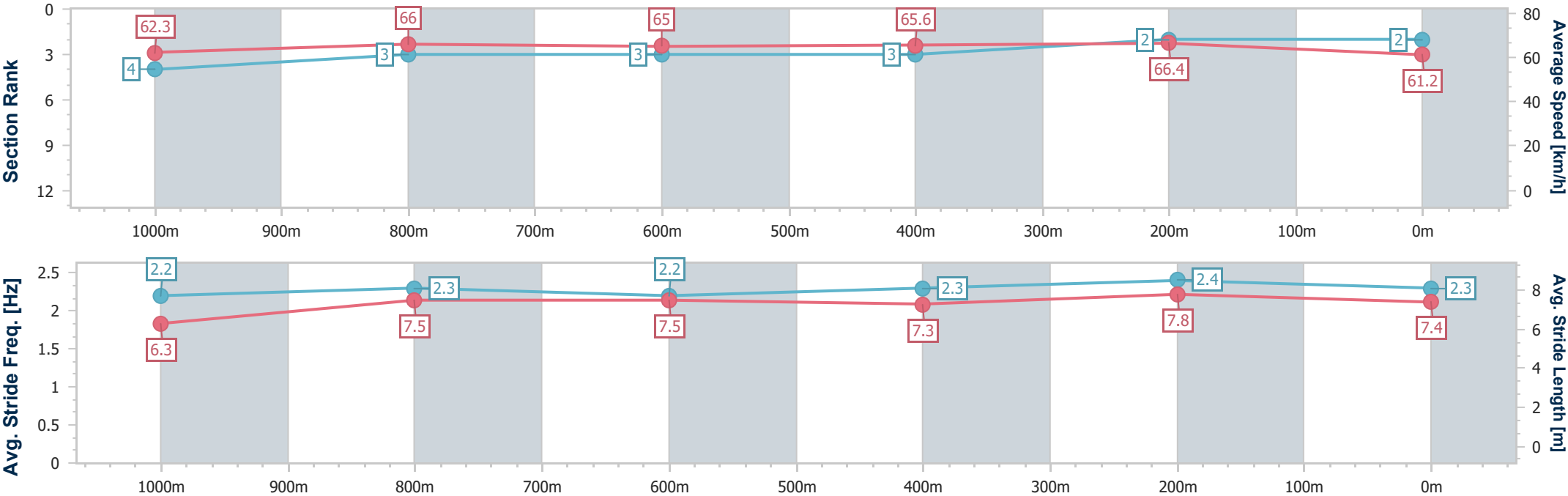


Eagle Farm QLD Professional
Race 6: XXXX GOLD BM65 Handicap - 1200m
18 February 2026 - 16:33
Track Rating: Soft 5, Weather: Fine, Rail Position: +12m Entire



BRISBANE
RACING CLUB

Section	Overall	1000m	800m	600m	400m	200m							
Section Times	1:09.87 [2] (0:13.66)	0:56.21 [4] (0:11.10)	0:45.11 [3] (0:11.30)	0:33.81 [3] (0:11.13)	0:22.68 [3] (0:10.83)	0:11.85 [2] (0:11.85)							
Average Speed [km/h]	62.3	66.0	65.0	65.6	66.4	61.2							
Top Speed [km/h]	65.3	66.7	66.4	67.2	67.3	65.0							
Avg. Dist. to Rail [m]	1.2	3.6	4.5	3.0	2.2	1.3							
Avg. Stride Freq. [Hz]	2.2	2.3	2.2	2.3	2.4	2.3							
Avg. Stride Length [m]	6.3	7.5	7.5	7.3	7.8	7.4							





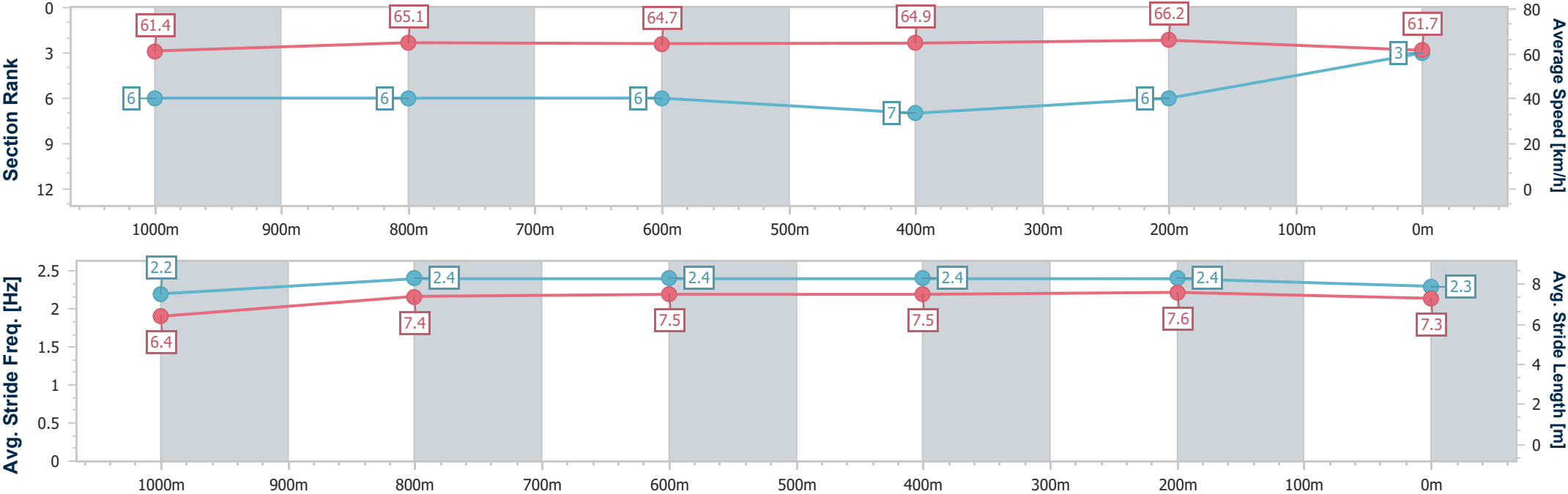
Horse/Jockey Name	Thats Archies Girl
Final Rank	3
Fastest Section Time (Section)	0:10.87 (400m)
Top Speed [km/h] (Section)	67.2 (400m)
Race State	Finished



Eagle Farm QLD Professional
Race 6: XXXX GOLD BM65 Handicap - 1200m
18 February 2026 - 16:33
Track Rating: Soft 5, Weather: Fine, Rail Position: +12m Entire



Section	Overall	1000m	800m	600m	400m	200m							
Section Times	1:10.20 [3] (0:14.03)	0:56.17 [6] (0:11.17)	0:45.00 [6] (0:11.28)	0:33.72 [6] (0:11.12)	0:22.60 [7] (0:10.87)	0:11.73 [6] (0:11.73)							
Average Speed [km/h]	61.4	65.1	64.7	64.9	66.2	61.7							
Top Speed [km/h]	63.9	65.8	65.3	66.5	67.2	64.8							
Avg. Dist. to Rail [m]	0.9	2.6	3.2	0.9	0.5	0.7							
Avg. Stride Freq. [Hz]	2.2	2.4	2.4	2.4	2.4	2.3							
Avg. Stride Length [m]	6.4	7.4	7.5	7.5	7.6	7.3							



[] Ranking at each section and finish
-.-.- No data available at this section
NA No data available



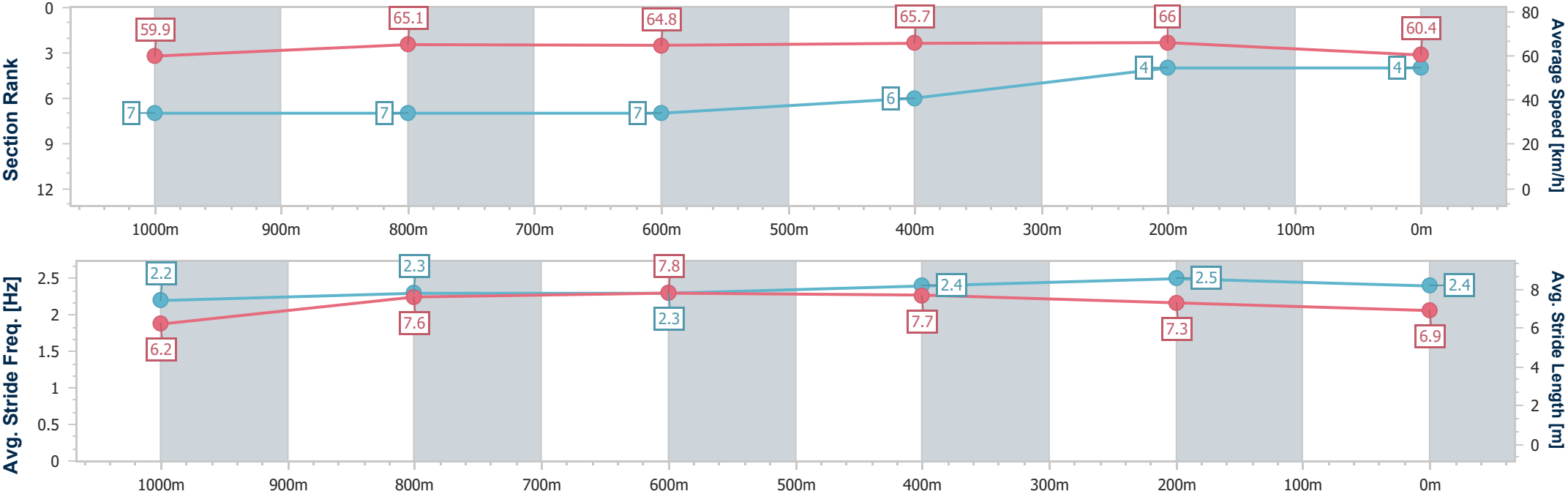
Horse/Jockey Name	Meldubious
Final Rank	4
Fastest Section Time (Section)	0:10.90 (400m)
Top Speed [km/h] (Section)	68.0 (400m)
Race State	Finished



Eagle Farm QLD Professional
Race 6: XXXX GOLD BM65 Handicap - 1200m
18 February 2026 - 16:33
Track Rating: Soft 5, Weather: Fine, Rail Position: +12m Entire



Section	Overall	1000m	800m	600m	400m	200m							
Section Times	1:10.41 [4] (0:14.21)	0:56.20 [7] (0:11.17)	0:45.03 [7] (0:11.17)	0:33.86 [7] (0:10.96)	0:22.90 [6] (0:10.90)	0:12.00 [4] (0:12.00)							
Average Speed [km/h]	59.9	65.1	64.8	65.7	66.0	60.4							
Top Speed [km/h]	62.9	66.2	66.2	67.9	68.0	63.6							
Avg. Dist. to Rail [m]	3.1	2.5	2.4	1.0	6.0	6.2							
Avg. Stride Freq. [Hz]	2.2	2.3	2.3	2.4	2.5	2.4							
Avg. Stride Length [m]	6.2	7.6	7.8	7.7	7.3	6.9							



[] Ranking at each section and finish
-.-.- No data available at this section
NA No data available



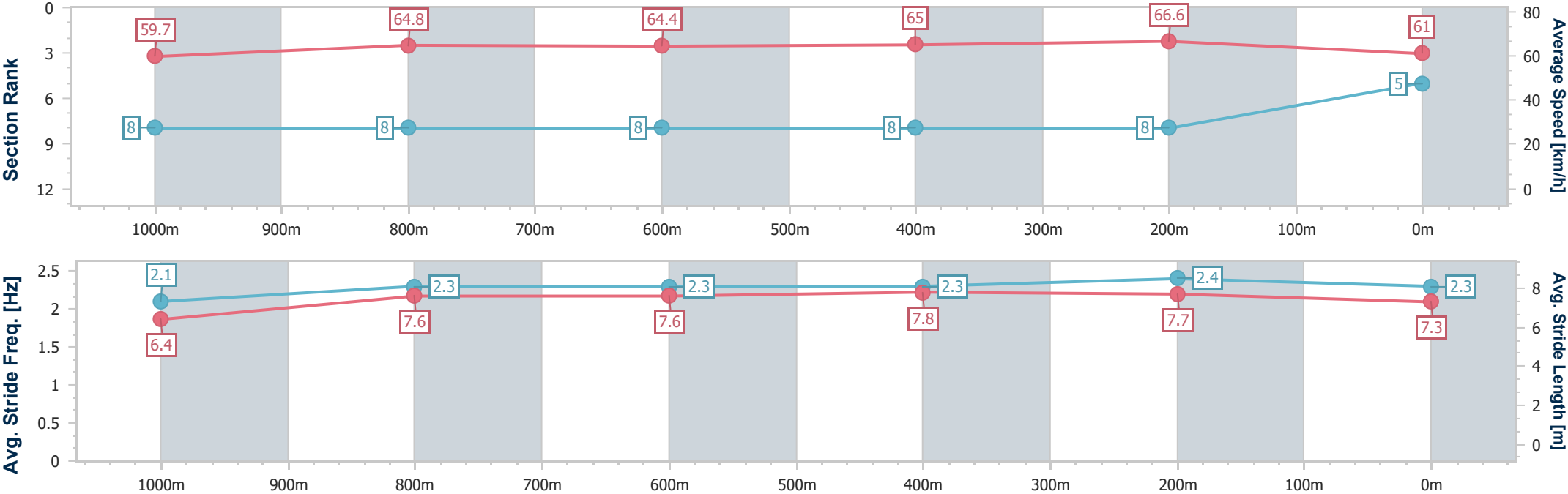
Horse/Jockey Name	Jenchick Boom
Final Rank	5
Fastest Section Time (Section)	0:10.81 (400m)
Top Speed [km/h] (Section)	68.1 (400m)
Race State	Finished



Eagle Farm QLD Professional
Race 6: XXXX GOLD BM65 Handicap - 1200m
18 February 2026 - 16:33
Track Rating: Soft 5, Weather: Fine, Rail Position: +12m Entire



Section	Overall	1000m	800m	600m	400m	200m							
Section Times	1:10.47 [5] (0:14.41)	0:56.06 [8] (0:11.25)	0:44.81 [8] (0:11.18)	0:33.63 [8] (0:10.95)	0:22.68 [8] (0:10.81)	0:11.87 [8] (0:11.87)							
Average Speed [km/h]	59.7	64.8	64.4	65.0	66.6	61.0							
Top Speed [km/h]	63.0	65.7	65.4	67.0	68.1	64.2							
Avg. Dist. to Rail [m]	4.4	1.1	1.5	3.4	2.7	2.5							
Avg. Stride Freq. [Hz]	2.1	2.3	2.3	2.3	2.4	2.3							
Avg. Stride Length [m]	6.4	7.6	7.6	7.8	7.7	7.3							



[] Ranking at each section and finish
- - - - - No data available at this section
NA No data available



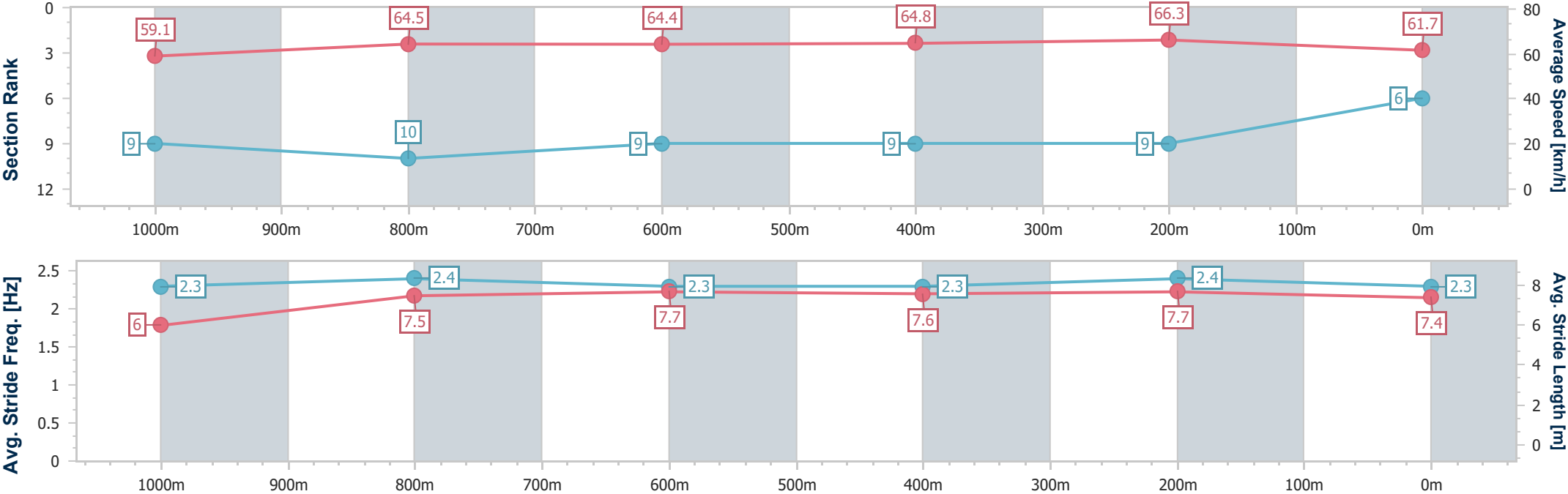
Horse/Jockey Name	I'm Zac
Final Rank	6
Fastest Section Time (Section)	0:10.87 (400m)
Top Speed [km/h] (Section)	67.0 (400m)
Race State	Finished



Eagle Farm QLD Professional
Race 6: XXXX GOLD BM65 Handicap - 1200m
18 February 2026 - 16:33
Track Rating: Soft 5, Weather: Fine, Rail Position: +12m Entire



Section	Overall	1000m	800m	600m	400m	200m							
Section Times	1:10.50 [6] (0:14.48)	0:56.02 [9] (0:11.26)	0:44.76 [10] (0:11.15)	0:33.61 [9] (0:11.00)	0:22.61 [9] (0:10.87)	0:11.74 [9] (0:11.74)							
Average Speed [km/h]	59.1	64.5	64.4	64.8	66.3	61.7							
Top Speed [km/h]	61.6	65.8	65.1	67.0	67.0	64.7							
Avg. Dist. to Rail [m]	5.5	1.6	0.7	2.1	2.2	4.5							
Avg. Stride Freq. [Hz]	2.3	2.4	2.3	2.3	2.4	2.3							
Avg. Stride Length [m]	6.0	7.5	7.7	7.6	7.7	7.4							



[] Ranking at each section and finish
- - - - No data available at this section
NA No data available



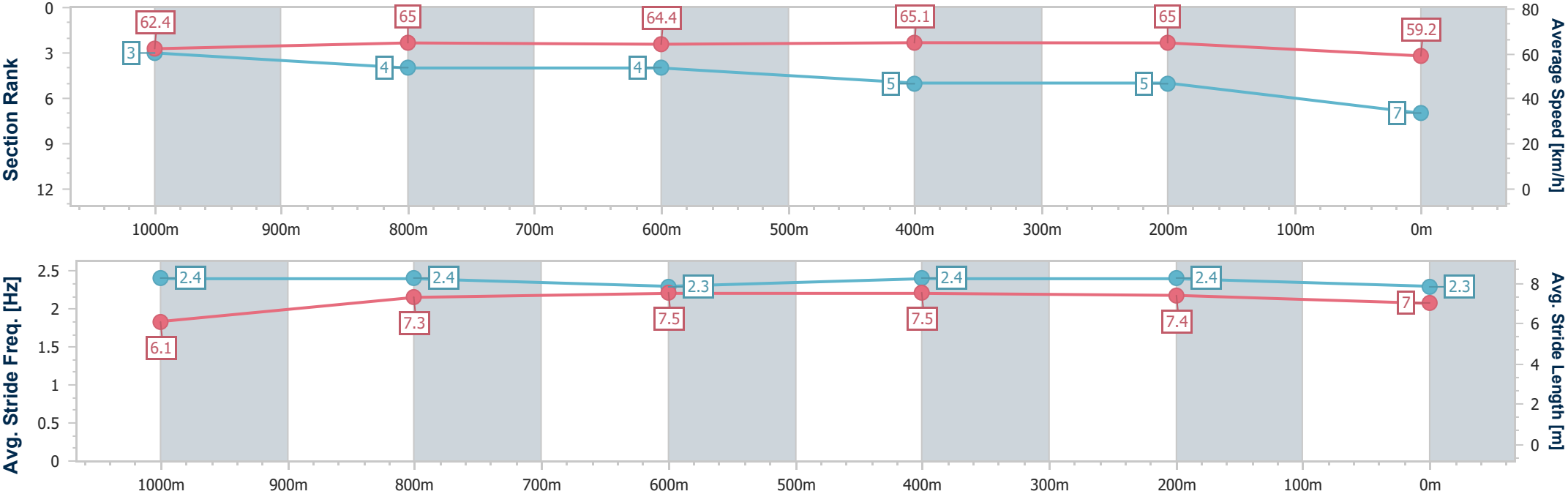
Horse/Jockey Name	For Better
Final Rank	7
Fastest Section Time (Section)	0:11.07 (400m)
Top Speed [km/h] (Section)	66.6 (400m)
Race State	Finished



Eagle Farm QLD Professional
Race 6: XXXX GOLD BM65 Handicap - 1200m
18 February 2026 - 16:33
Track Rating: Soft 5, Weather: Fine, Rail Position: +12m Entire



Section	Overall	1000m	800m	600m	400m	200m							
Section Times	1:10.65 [7] (0:13.61)	0:57.04 [3] (0:11.25)	0:45.79 [4] (0:11.32)	0:34.47 [4] (0:11.20)	0:23.27 [5] (0:11.07)	0:12.20 [5] (0:12.20)							
Average Speed [km/h]	62.4	65.0	64.4	65.1	65.0	59.2							
Top Speed [km/h]	65.7	65.8	65.5	65.8	66.6	62.6							
Avg. Dist. to Rail [m]	2.0	2.2	1.9	1.7	4.8	6.2							
Avg. Stride Freq. [Hz]	2.4	2.4	2.3	2.4	2.4	2.3							
Avg. Stride Length [m]	6.1	7.3	7.5	7.5	7.4	7.0							



[] Ranking at each section and finish
- - - - No data available at this section
NA No data available



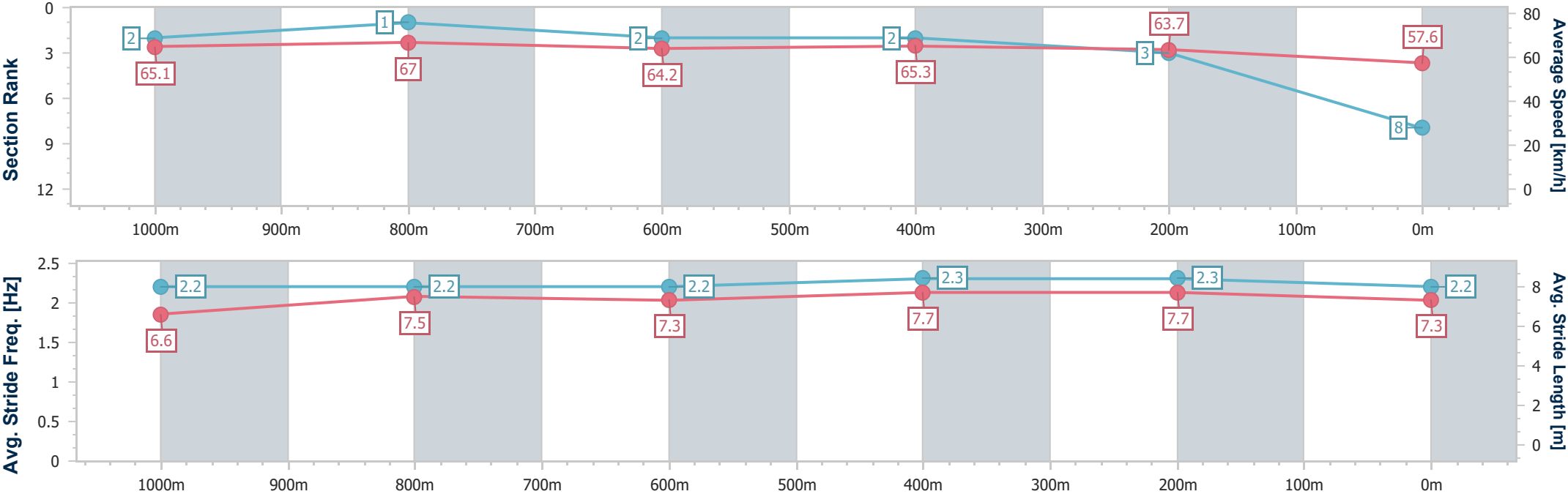
Horse/Jockey Name	Ninjitou
Final Rank	8
Fastest Section Time (Section)	0:10.87 (1000m)
Top Speed [km/h] (Section)	68.5 (1000m)
Race State	Finished



Eagle Farm QLD Professional
Race 6: XXXX GOLD BM65 Handicap - 1200m
18 February 2026 - 16:33
Track Rating: Soft 5, Weather: Fine, Rail Position: +12m Entire



Section	Overall	1000m	800m	600m	400m	200m							
Section Times	1:10.84 [8] (0:13.49)	0:57.35 [2] (0:10.87)	0:46.48 [1] (0:11.41)	0:35.07 [2] (0:11.20)	0:23.87 [2] (0:11.31)	0:12.56 [3] (0:12.56)							
Average Speed [km/h]	65.1	67.0	64.2	65.3	63.7	57.6							
Top Speed [km/h]	68.4	68.5	65.4	66.0	66.0	60.8							
Avg. Dist. to Rail [m]	4.0	2.4	3.3	3.0	3.0	4.5							
Avg. Stride Freq. [Hz]	2.2	2.2	2.2	2.3	2.3	2.2							
Avg. Stride Length [m]	6.6	7.5	7.3	7.7	7.7	7.3							





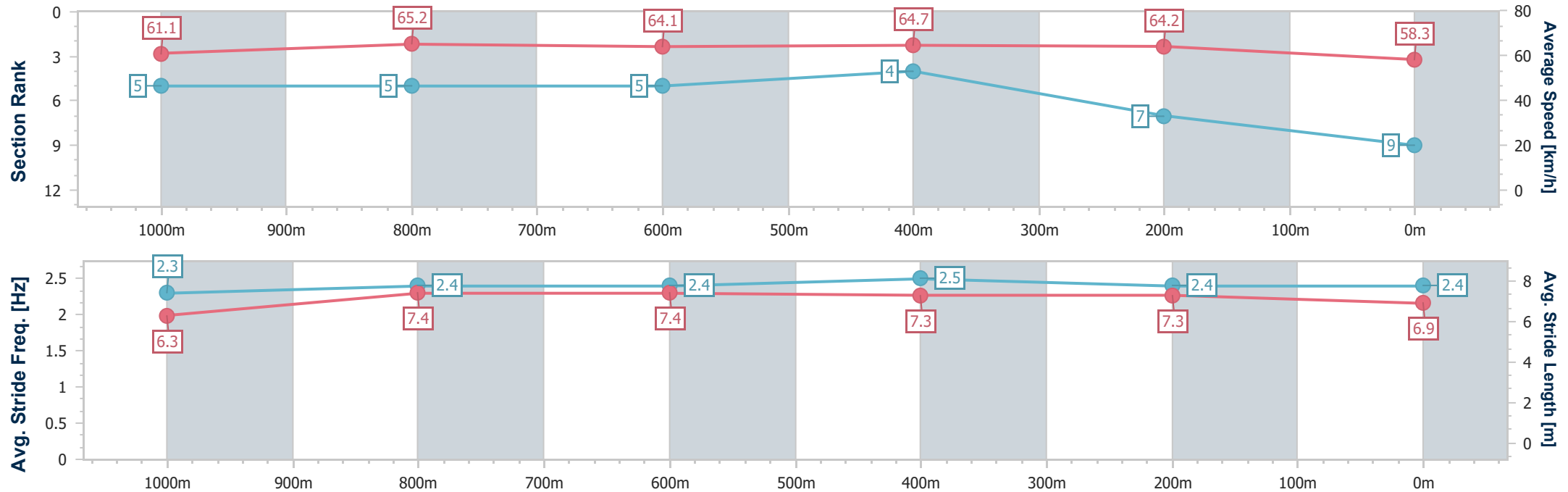
Horse/Jockey Name	Fortuneer
Final Rank	9
Fastest Section Time (Section)	0:11.00 (600m)
Top Speed [km/h] (Section)	66.0 (400m)
Race State	Finished



Eagle Farm QLD Professional
Race 6: XXXX GOLD BM65 Handicap - 1200m
18 February 2026 - 16:33
Track Rating: Soft 5, Weather: Fine, Rail Position: +12m Entire



Section	Overall	1000m	800m	600m	400m	200m							
Section Times	1:10.99 [9] (0:14.00)	0:56.99 [5] (0:11.13)	0:45.86 [5] (0:11.23)	0:34.63 [5] (0:11.00)	0:23.63 [4] (0:11.20)	0:12.43 [7] (0:12.43)							
Average Speed [km/h]	61.1	65.2	64.1	64.7	64.2	58.3							
Top Speed [km/h]	65.4	65.9	65.0	65.9	66.0	61.8							
Avg. Dist. to Rail [m]	3.2	1.7	0.4	2.1	1.3	3.4							
Avg. Stride Freq. [Hz]	2.3	2.4	2.4	2.5	2.4	2.4							
Avg. Stride Length [m]	6.3	7.4	7.4	7.3	7.3	6.9							





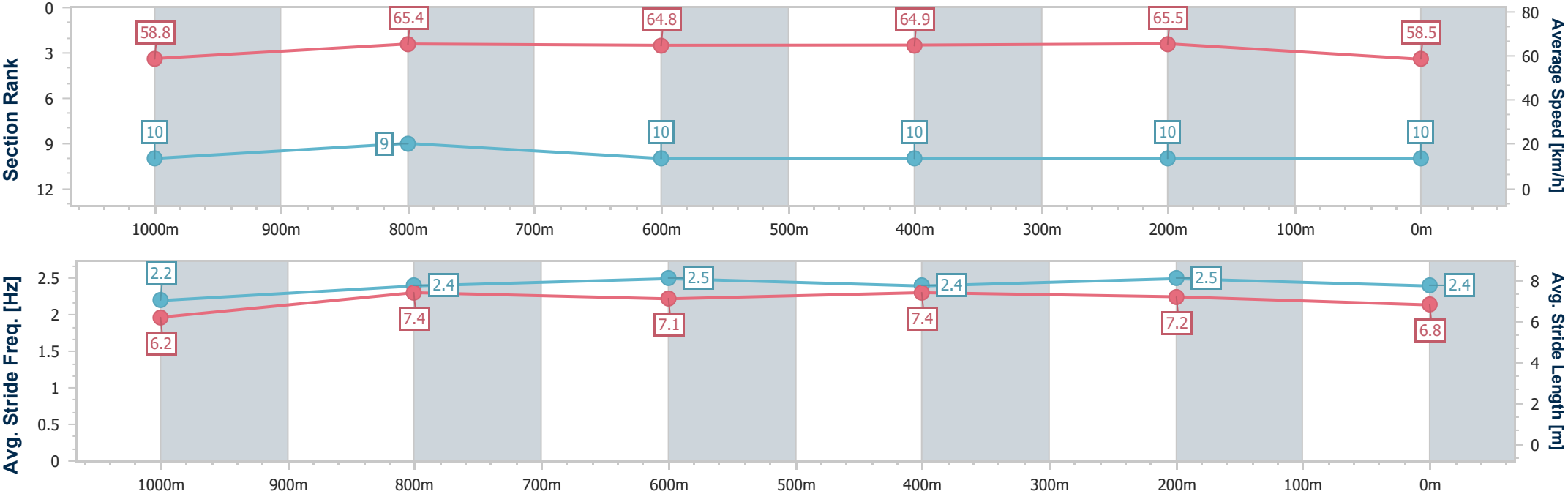
Horse/Jockey Name	Autumn Miss
Final Rank	10
Fastest Section Time (Section)	0:10.99 (400m)
Top Speed [km/h] (Section)	67.3 (400m)
Race State	Finished



Eagle Farm QLD Professional
Race 6: XXXX GOLD BM65 Handicap - 1200m
18 February 2026 - 16:33
Track Rating: Soft 5, Weather: Fine, Rail Position: +12m Entire



Section	Overall	1000m	800m	600m	400m	200m							
Section Times	1:11.40 [10] (0:14.64)	0:56.76 [10] (0:11.06)	0:45.70 [9] (0:11.27)	0:34.43 [10] (0:11.06)	0:23.37 [10] (0:10.99)	0:12.38 [10] (0:12.38)							
Average Speed [km/h]	58.8	65.4	64.8	64.9	65.5	58.5							
Top Speed [km/h]	60.9	67.1	65.8	66.7	67.3	62.8							
Avg. Dist. to Rail [m]	6.7	1.3	3.3	1.6	1.8	1.8							
Avg. Stride Freq. [Hz]	2.2	2.4	2.5	2.4	2.5	2.4							
Avg. Stride Length [m]	6.2	7.4	7.1	7.4	7.2	6.8							





Eagle Farm QLD Professional
Race 7: Magic Millions March Yearling Sale BENCHMARK 70 Handicap -
1400m

18 February 2026 - 17:07



BRISBANE
RACING CLUB

Track Rating: Soft 5, Weather: Fine, Rail Position: +12m Entire

Section						Overall	1200m	1000m	800m	600m	400m	Last 600m	
Field Times						1:23.04 (0:13.85)	1:09.19 (0:11.55)	0:57.64 (0:11.75)	0:45.89 (0:11.57)	0:34.32 (0:11.26)	0:23.06 (0:11.11)	0:34.32	
Rank	TAB	Horse/Jockey	Barrier	Top Speed [km/h]	Fastest Section								Distance Travelled [m]
1	2	HELL TO PAY	9	65.4	0:11.11	1:23.04 [1]	1:09.16 [2]	0:57.64 [1]	0:45.85 [2]	0:34.32 [1]	0:23.06 [1]	0:34.32	
		Jace McMurray		400m	400m	(0:13.88)	(0:11.52)	(0:11.79)	(0:11.53)	(0:11.26)	(0:11.11)		
2	1	INFLUENTIAL	1	66.9	0:10.90	1:23.04 [2]	1:08.77 [5]	0:57.13 [5]	0:45.32 [6]	0:33.81 [6]	0:22.66 [6]	0:33.81	-2
		Benjamin Osmond		400m	400m	(0:14.27)	(0:11.64)	(0:11.81)	(0:11.51)	(0:11.15)	(0:10.90)		
3	13	TOMBA	3	65.9	0:11.07	1:23.11 [3]	1:08.96 [3]	0:57.42 [3]	0:45.70 [3]	0:34.15 [4]	0:22.94 [3]	0:34.15	-1
		Jake Bayliss		400m	400m	(0:14.15)	(0:11.54)	(0:11.72)	(0:11.55)	(0:11.21)	(0:11.07)		
4	3	READY FOR THE TRIP	2	64.8	0:11.26	1:23.75 [4]	1:09.59 [4]	0:57.97 [4]	0:46.27 [4]	0:34.82 [3]	0:23.56 [4]	0:34.82	-5
		Ryan Maloney		400m	600m	(0:14.16)	(0:11.62)	(0:11.70)	(0:11.45)	(0:11.26)	(0:11.30)		
5	10	AMAHNI'S GIRL	5	66.4	0:11.10	1:23.83 [5]	1:09.28 [7]	0:57.63 [7]	0:45.84 [7]	0:34.38 [7]	0:23.20 [7]	0:34.38	+3
		Chelsea Baker		400m	400m	(0:14.55)	(0:11.65)	(0:11.79)	(0:11.46)	(0:11.18)	(0:11.10)		
6	8	NORTH OF ELI	7	65.7	0:11.23	1:24.03 [6]	1:09.73 [6]	0:58.10 [6]	0:46.44 [5]	0:35.00 [5]	0:23.70 [5]	0:35.00	+5
		Martin Harley		400m	400m	(0:14.30)	(0:11.63)	(0:11.66)	(0:11.44)	(0:11.30)	(0:11.23)		
7	7	DELTRICO	8	Data was not able to be tracked for this horse		-:-:-	-:-:-	-:-:-	-:-:-	-:-:-	-:-:-	-:-:-	-:-:-
		Andrew Mallyon											
8	6	BOONDOCKS	6	65.7	0:11.13	1:24.16 [8]	1:09.32 [9]	0:57.65 [9]	0:45.98 [9]	0:34.59 [9]	0:23.31 [9]	0:34.59	-3
		Ben Thompson		400m	400m	(0:14.84)	(0:11.67)	(0:11.67)	(0:11.39)	(0:11.28)	(0:11.13)		
9	5	ZAHER	4	65.6	0:11.10	1:24.19 [9]	1:09.55 [8]	0:57.90 [8]	0:46.12 [8]	0:34.63 [8]	0:23.53 [8]	0:34.63	-5
		Corey Sutherland		400m	600m	(0:14.64)	(0:11.65)	(0:11.78)	(0:11.49)	(0:11.10)	(0:11.25)		
10	11	INTOXEL	10	64.8	0:11.30	1:24.64 [10]	1:10.79 [1]	0:59.20 [2]	0:47.49 [1]	0:35.85 [2]	0:24.55 [2]	0:35.85	-5
		Courtney Bellamy		Overall	600m	(0:13.85)	(0:11.59)	(0:11.71)	(0:11.64)	(0:11.30)	(0:11.64)		

Scratched: Chief In Charge (#4), Carpaccio (#9), Kickatinalong (#12)

Report Created: Wed 18 February 2026 21:21 GMT (Note: Timing is based on position data)

Page 1/12

[] Ranking at each section and finish
-:-:- No data available at this section
NA No data available

SCN Saddle cloth number
DNF Did not finish
DNT Did not track

data processed by  TRIPLESDATA



Eagle Farm QLD Professional
Race 7: Magic Millions March Yearling Sale BENCHMARK 70 Handicap - 1400m

18 February 2026 - 17:07



BRISBANE
RACING CLUB

Track Rating: Soft 5, Weather: Fine, Rail Position: +12m Entire

Section Field Times				200m 0:11.95 (0:11.95)				Last 600m 0:34.32	
Rank	TAB	Horse/Jockey	Barrier	Top Speed [km/h]	Fastest Section	Margin	Margin	Distance Travelled [m]	
1	2	HELL TO PAY	9	65.4	0:11.11	0:11.95 [1]	1:23.04	0:34.32	
		Jace McMurray		400m	400m	(0:11.95)			
2	1	INFLUENTIAL	1	66.9	0:10.90	0:11.76 [3]	0L	0:33.81 -2	
		Benjamin Osmond		400m	400m	(0:11.76)			
3	13	TOMBA	3	65.9	0:11.07	0:11.87 [2]	0.4L	0:34.15 -1	
		Jake Bayliss		400m	400m	(0:11.87)			
4	3	READY FOR THE TRIP	2	64.8	0:11.26	0:12.26 [4]	4.2L	0:34.82 -5	
		Ryan Maloney		400m	600m	(0:12.26)			
5	10	AMAHNI'S GIRL	5	66.4	0:11.10	0:12.10 [6]	4.7L	0:34.38 +3	
		Chelsea Baker		400m	400m	(0:12.10)			
6	8	NORTH OF ELI	7	65.7	0:11.23	0:12.47 [5]	5.9L	0:35.00 +5	
		Martin Harley		400m	400m	(0:12.47)			
7	7	DELIRICO	8	Data was not able to be tracked for this horse		-:--:--	6.4L	-:--:-- ----:--	
		Andrew Mallyon							
8	6	BOONDOCKS	6	65.7	0:11.13	0:12.18 [9]	6.6L	0:34.59 -3	
		Ben Thompson		400m	400m	(0:12.18)			
9	5	ZAHER	4	65.6	0:11.10	0:12.28 [8]	6.8L	0:34.63 -5	
		Corey Sutherland		400m	600m	(0:12.28)			
10	11	INTOXEL	10	64.8	0:11.30	0:12.91 [7]	9.5L	0:35.85 -5	
		Courtney Bellamy		Overall	600m	(0:12.91)			

Scratched: Chief In Charge (#4), Carpaccio (#9), Kickatinalong (#12)

Report Created: Wed 18 February 2026 21:21 GMT (Note: Timing is based on position data)

Page 2/12

[] Ranking at each section and finish
 -:--:-- No data available at this section
 NA No data available

SCN Saddle cloth number
 DNF Did not finish
 DNT Did not track

data processed by  TRIPLES DATA



Horse/Jockey Name	Hell To Pay
Final Rank	1
Fastest Section Time (Section)	0:11.11 (400m)
Top Speed [km/h] (Section)	65.4 (400m)
Race State	Finished

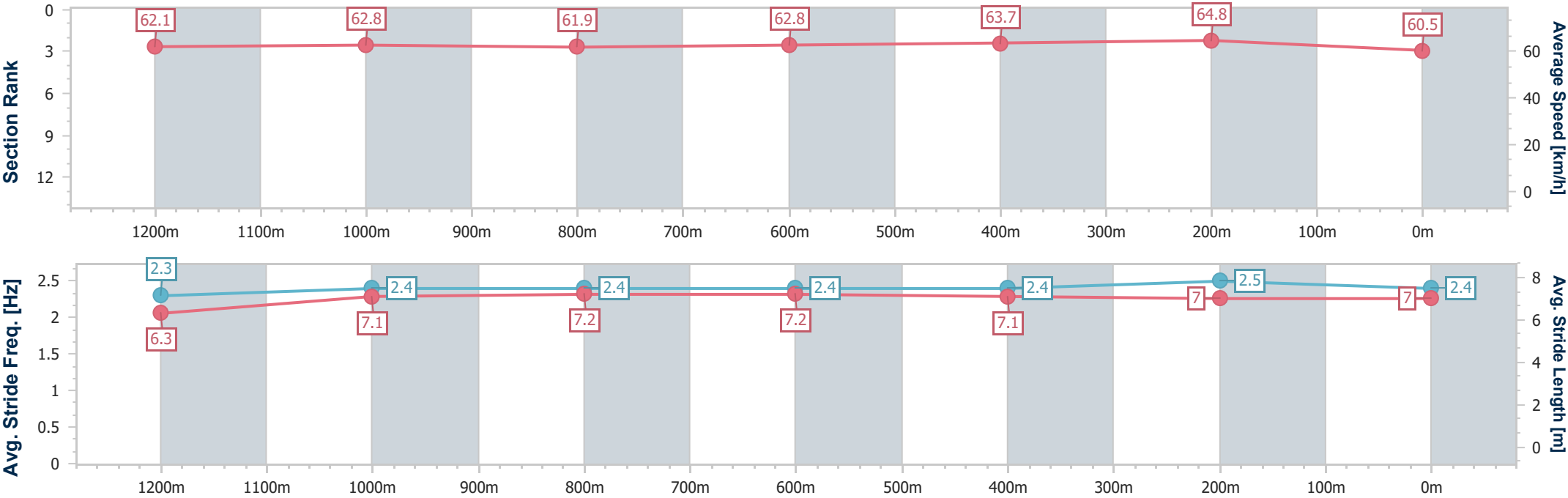


Eagle Farm QLD Professional
Race 7: Magic Millions March Yearling Sale BENCHMARK 70
Handicap - 1400m
18 February 2026 - 17:07
Track Rating: Soft 5, Weather: Fine, Rail Position: +12m Entire



BRISBANE
RACING CLUB

Section	Overall	1200m	1000m	800m	600m	400m	200m						
Section Times	1:23.04 [1] (0:13.88)	1:09.16 [2] (0:11.52)	0:57.64 [1] (0:11.79)	0:45.85 [2] (0:11.53)	0:34.32 [1] (0:11.26)	0:23.06 [1] (0:11.11)	0:11.95 [1] (0:11.95)						
Average Speed [km/h]	62.1	62.8	61.9	62.8	63.7	64.8	60.5						
Top Speed [km/h]	64.6	64.8	62.6	63.6	64.3	65.4	63.7						
Avg. Dist. to Rail [m]	6.9	3.7	3.0	1.7	0.7	0.5	0.4						
Avg. Stride Freq. [Hz]	2.3	2.4	2.4	2.4	2.4	2.5	2.4						
Avg. Stride Length [m]	6.3	7.1	7.2	7.2	7.1	7.0	7.0						





Horse/Jockey Name	Influential
Final Rank	2
Fastest Section Time (Section)	0:10.90 (400m)
Top Speed [km/h] (Section)	66.9 (400m)
Race State	Finished

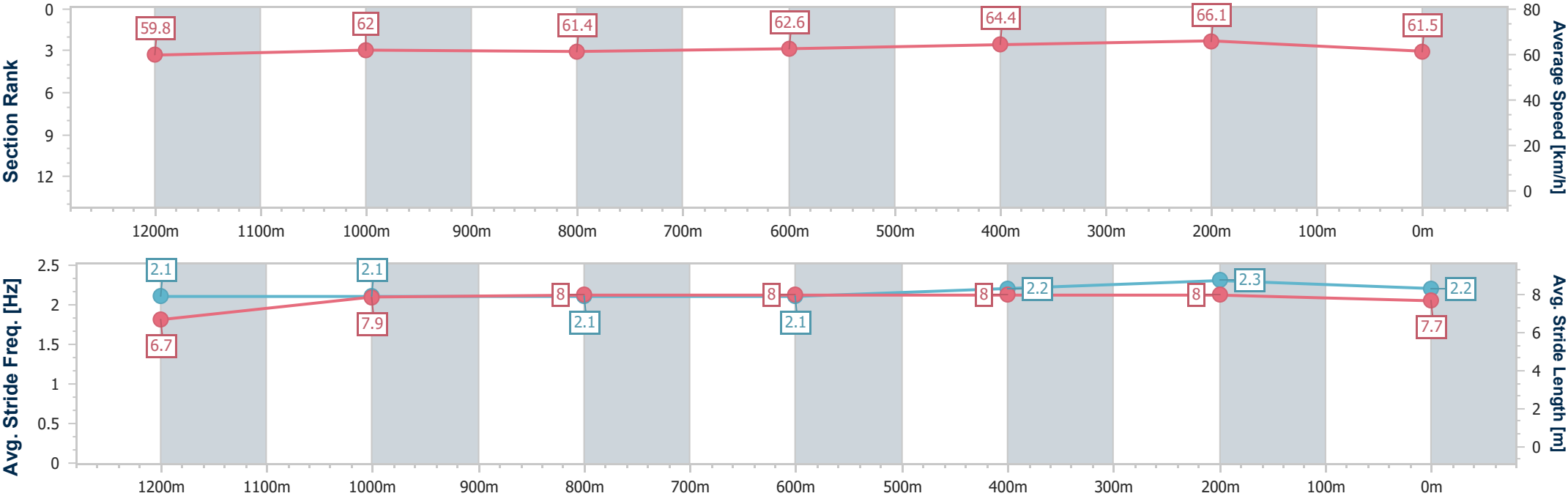


Eagle Farm QLD Professional
Race 7: Magic Millions March Yearling Sale BENCHMARK 70
Handicap - 1400m
18 February 2026 - 17:07
Track Rating: Soft 5, Weather: Fine, Rail Position: +12m Entire



BRISBANE
RACING CLUB

Section	Overall	1200m	1000m	800m	600m	400m	200m						
Section Times	1:23.04 [2] (0:14.27)	1:08.77 [5] (0:11.64)	0:57.13 [5] (0:11.81)	0:45.32 [6] (0:11.51)	0:33.81 [6] (0:11.15)	0:22.66 [6] (0:10.90)	0:11.76 [3] (0:11.76)						
Average Speed [km/h]	59.8	62.0	61.4	62.6	64.4	66.1	61.5						
Top Speed [km/h]	62.6	63.5	62.2	63.7	65.7	66.9	64.7						
Avg. Dist. to Rail [m]	1.1	1.8	1.4	0.4	0.6	0.7	2.5						
Avg. Stride Freq. [Hz]	2.1	2.1	2.1	2.1	2.2	2.3	2.2						
Avg. Stride Length [m]	6.7	7.9	8.0	8.0	8.0	8.0	7.7						



[] Ranking at each section and finish
- - - - - No data available at this section
NA No data available



Horse/Jockey Name	Tomba
Final Rank	3
Fastest Section Time (Section)	0:11.07 (400m)
Top Speed [km/h] (Section)	65.9 (400m)
Race State	Finished

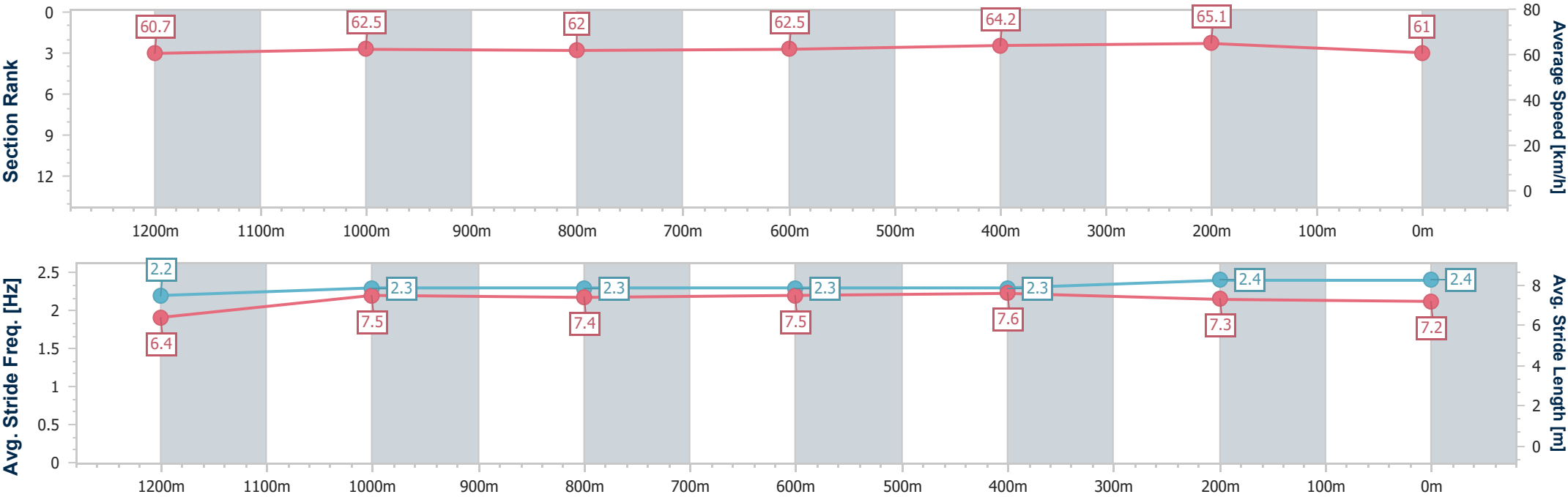


Eagle Farm QLD Professional
Race 7: Magic Millions March Yearling Sale BENCHMARK 70
Handicap - 1400m
18 February 2026 - 17:07
Track Rating: Soft 5, Weather: Fine, Rail Position: +12m Entire



BRISBANE
RACING CLUB

Section	Overall	1200m	1000m	800m	600m	400m	200m						
Section Times	1:23.11 [3] (0:14.15)	1:08.96 [3] (0:11.54)	0:57.42 [3] (0:11.72)	0:45.70 [3] (0:11.55)	0:34.15 [4] (0:11.21)	0:22.94 [3] (0:11.07)	0:11.87 [2] (0:11.87)						
Average Speed [km/h]	60.7	62.5	62.0	62.5	64.2	65.1	61.0						
Top Speed [km/h]	63.0	64.2	62.6	63.6	65.3	65.9	63.9						
Avg. Dist. to Rail [m]	2.8	2.4	1.7	0.8	0.5	2.5	2.9						
Avg. Stride Freq. [Hz]	2.2	2.3	2.3	2.3	2.3	2.4	2.4						
Avg. Stride Length [m]	6.4	7.5	7.4	7.5	7.6	7.3	7.2						





Horse/Jockey Name	Ready For The Trip
Final Rank	4
Fastest Section Time (Section)	0:11.26 (600m)
Top Speed [km/h] (Section)	64.8 (400m)
Race State	Finished

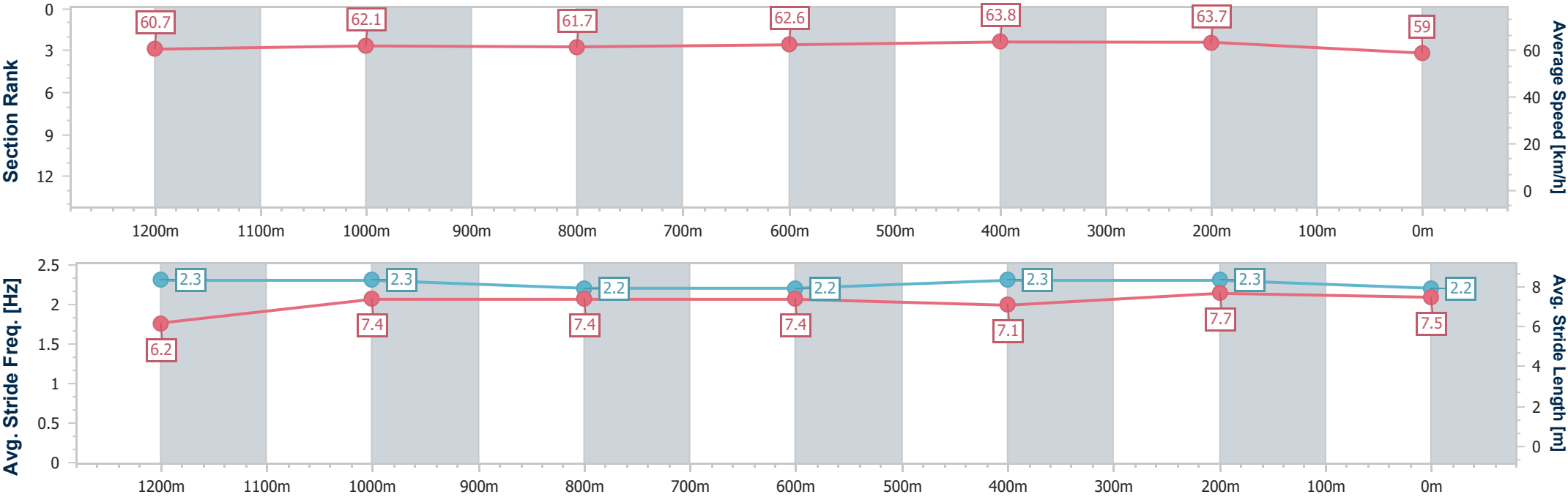


Eagle Farm QLD Professional
Race 7: Magic Millions March Yearling Sale BENCHMARK 70
Handicap - 1400m
18 February 2026 - 17:07
Track Rating: Soft 5, Weather: Fine, Rail Position: +12m Entire



BRISBANE
RACING CLUB

Section	Overall	1200m	1000m	800m	600m	400m	200m						
Section Times	1:23.75 [4] (0:14.16)	1:09.59 [4] (0:11.62)	0:57.97 [4] (0:11.70)	0:46.27 [4] (0:11.45)	0:34.82 [3] (0:11.26)	0:23.56 [4] (0:11.30)	0:12.26 [4] (0:12.26)						
Average Speed [km/h]	60.7	62.1	61.7	62.6	63.8	63.7	59.0						
Top Speed [km/h]	62.8	63.5	62.1	63.5	64.8	64.8	62.0						
Avg. Dist. to Rail [m]	1.4	1.2	0.4	0.7	0.9	0.9	2.0						
Avg. Stride Freq. [Hz]	2.3	2.3	2.2	2.2	2.3	2.3	2.2						
Avg. Stride Length [m]	6.2	7.4	7.4	7.4	7.1	7.7	7.5						





Horse/Jockey Name	Amahni's Girl
Final Rank	5
Fastest Section Time (Section)	0:11.10 (400m)
Top Speed [km/h] (Section)	66.4 (400m)
Race State	Finished

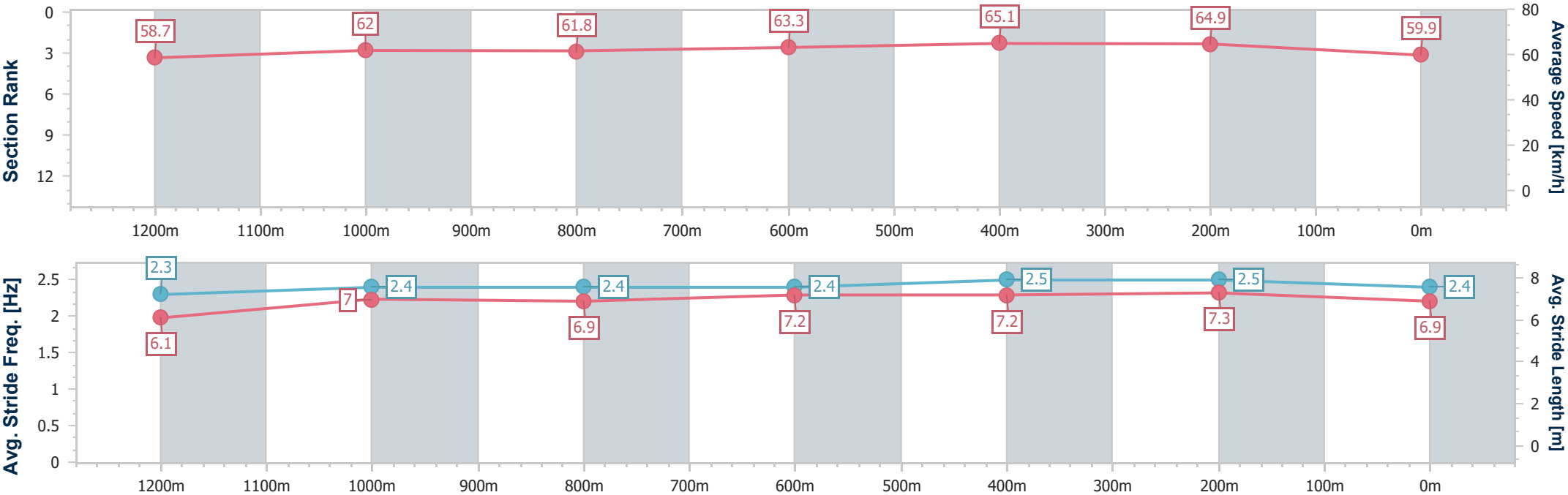


Eagle Farm QLD Professional
Race 7: Magic Millions March Yearling Sale BENCHMARK 70
Handicap - 1400m
18 February 2026 - 17:07
Track Rating: Soft 5, Weather: Fine, Rail Position: +12m Entire



BRISBANE
RACING CLUB

Section	Overall	1200m	1000m	800m	600m	400m	200m						
Section Times	1:23.83 [5] (0:14.55)	1:09.28 [7] (0:11.65)	0:57.63 [7] (0:11.79)	0:45.84 [7] (0:11.46)	0:34.38 [7] (0:11.18)	0:23.20 [7] (0:11.10)	0:12.10 [6] (0:12.10)						
Average Speed [km/h]	58.7	62.0	61.8	63.3	65.1	64.9	59.9						
Top Speed [km/h]	61.8	62.6	63.2	64.9	66.2	66.4	62.3						
Avg. Dist. to Rail [m]	3.5	3.0	2.6	2.3	2.3	5.2	4.9						
Avg. Stride Freq. [Hz]	2.3	2.4	2.4	2.4	2.5	2.5	2.4						
Avg. Stride Length [m]	6.1	7.0	6.9	7.2	7.2	7.3	6.9						





Horse/Jockey Name	North Of Eli
Final Rank	6
Fastest Section Time (Section)	0:11.23 (400m)
Top Speed [km/h] (Section)	65.7 (400m)
Race State	Finished

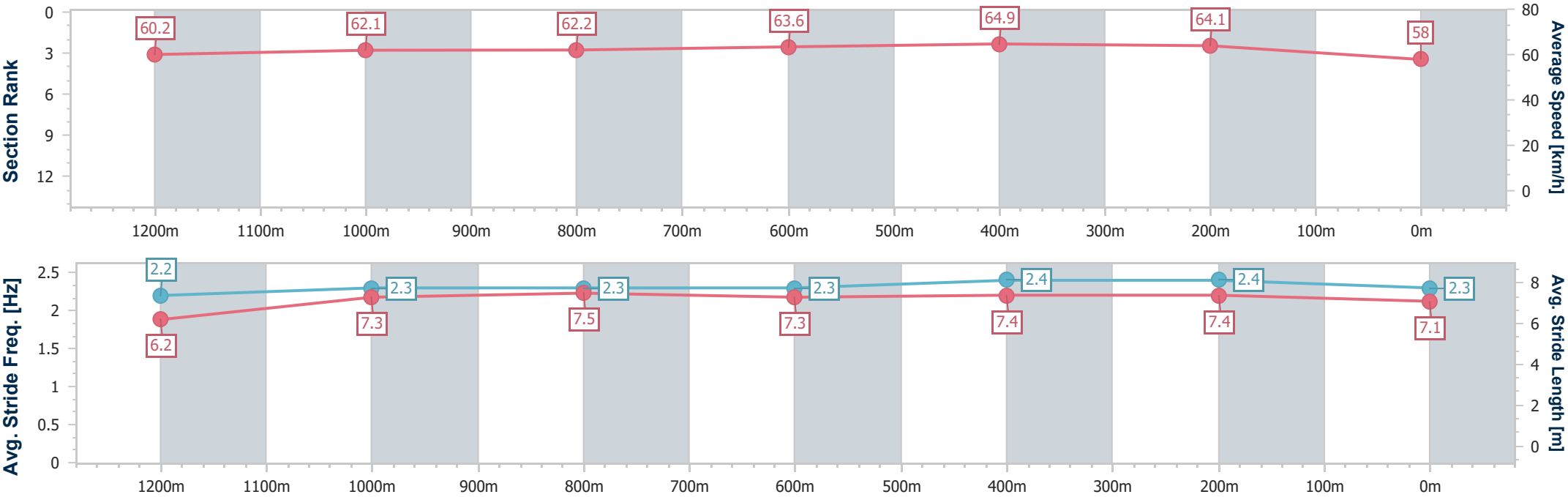


Eagle Farm QLD Professional
Race 7: Magic Millions March Yearling Sale BENCHMARK 70
Handicap - 1400m
18 February 2026 - 17:07
Track Rating: Soft 5, Weather: Fine, Rail Position: +12m Entire



BRISBANE
RACING CLUB

Section	Overall	1200m	1000m	800m	600m	400m	200m						
Section Times	1:24.03 [6] (0:14.30)	1:09.73 [6] (0:11.63)	0:58.10 [6] (0:11.66)	0:46.44 [5] (0:11.44)	0:35.00 [5] (0:11.30)	0:23.70 [5] (0:11.23)	0:12.47 [5] (0:12.47)						
Average Speed [km/h]	60.2	62.1	62.2	63.6	64.9	64.1	58.0						
Top Speed [km/h]	62.4	63.3	63.0	64.2	65.7	65.7	61.6						
Avg. Dist. to Rail [m]	5.5	3.2	2.1	2.9	4.8	7.0	6.5						
Avg. Stride Freq. [Hz]	2.2	2.3	2.3	2.3	2.4	2.4	2.3						
Avg. Stride Length [m]	6.2	7.3	7.5	7.3	7.4	7.4	7.1						





Horse/Jockey Name	Boondocks
Final Rank	8
Fastest Section Time (Section)	0:11.13 (400m)
Top Speed [km/h] (Section)	65.7 (400m)
Race State	Finished

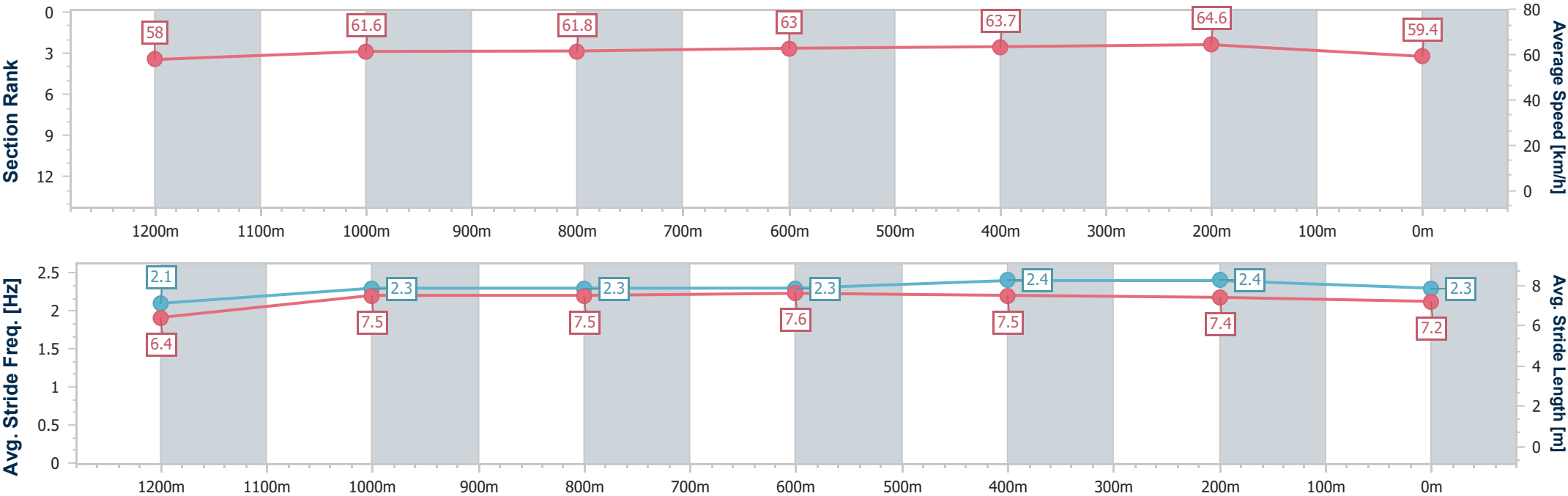


Eagle Farm QLD Professional
Race 7: Magic Millions March Yearling Sale BENCHMARK 70
Handicap - 1400m
18 February 2026 - 17:07
Track Rating: Soft 5, Weather: Fine, Rail Position: +12m Entire



BRISBANE
RACING CLUB

Section	Overall	1200m	1000m	800m	600m	400m	200m						
Section Times	1:24.16 [8] (0:14.84)	1:09.32 [9] (0:11.67)	0:57.65 [9] (0:11.67)	0:45.98 [9] (0:11.39)	0:34.59 [9] (0:11.28)	0:23.31 [9] (0:11.13)	0:12.18 [9] (0:12.18)						
Average Speed [km/h]	58.0	61.6	61.8	63.0	63.7	64.6	59.4						
Top Speed [km/h]	61.3	62.2	63.6	63.6	64.7	65.7	63.0						
Avg. Dist. to Rail [m]	3.8	1.4	0.9	0.2	0.5	1.6	0.3						
Avg. Stride Freq. [Hz]	2.1	2.3	2.3	2.3	2.4	2.4	2.3						
Avg. Stride Length [m]	6.4	7.5	7.5	7.6	7.5	7.4	7.2						





Horse/Jockey Name	Zaher
Final Rank	9
Fastest Section Time (Section)	0:11.10 (600m)
Top Speed [km/h] (Section)	65.6 (400m)
Race State	Finished

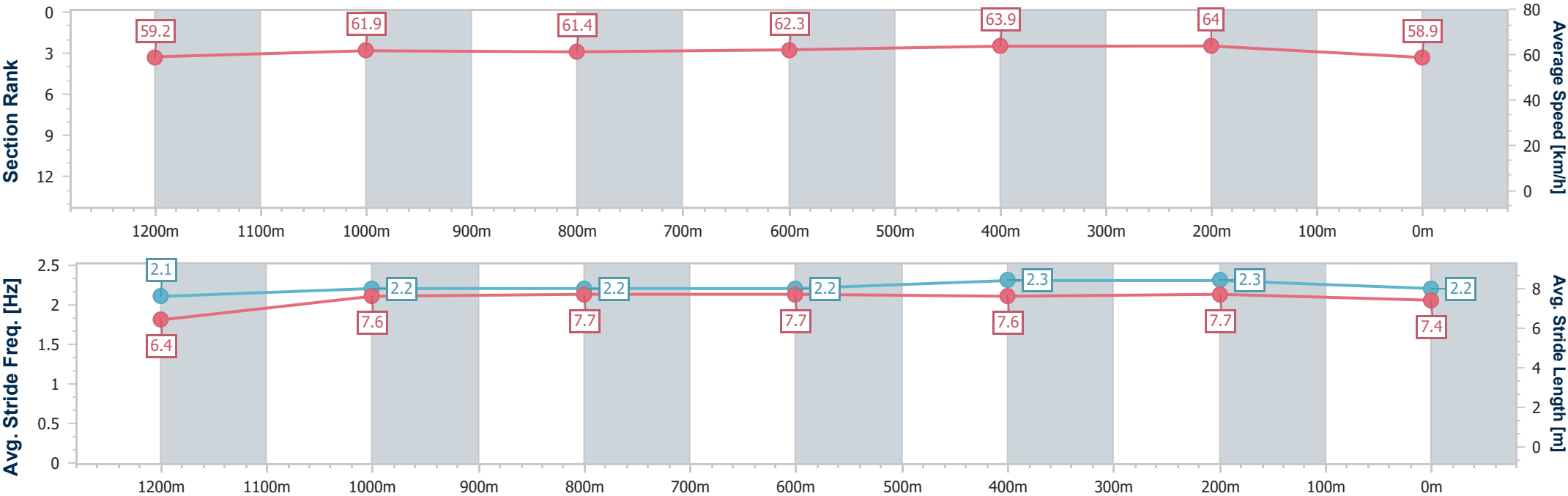


Eagle Farm QLD Professional
Race 7: Magic Millions March Yearling Sale BENCHMARK 70
Handicap - 1400m
18 February 2026 - 17:07
Track Rating: Soft 5, Weather: Fine, Rail Position: +12m Entire



BRISBANE
RACING CLUB

Section	Overall	1200m	1000m	800m	600m	400m	200m						
Section Times	1:24.19 [9] (0:14.64)	1:09.55 [8] (0:11.65)	0:57.90 [8] (0:11.78)	0:46.12 [8] (0:11.49)	0:34.63 [8] (0:11.10)	0:23.53 [8] (0:11.25)	0:12.28 [8] (0:12.28)						
Average Speed [km/h]	59.2	61.9	61.4	62.3	63.9	64.0	58.9						
Top Speed [km/h]	62.8	62.7	62.4	63.1	65.3	65.6	61.5						
Avg. Dist. to Rail [m]	1.9	2.5	1.6	0.5	2.2	2.1	1.2						
Avg. Stride Freq. [Hz]	2.1	2.2	2.2	2.2	2.3	2.3	2.2						
Avg. Stride Length [m]	6.4	7.6	7.7	7.7	7.6	7.7	7.4						





Horse/Jockey Name	Intoxel
Final Rank	10
Fastest Section Time (Section)	0:11.30 (600m)
Top Speed [km/h] (Section)	64.8 (Overall)
Race State	Finished

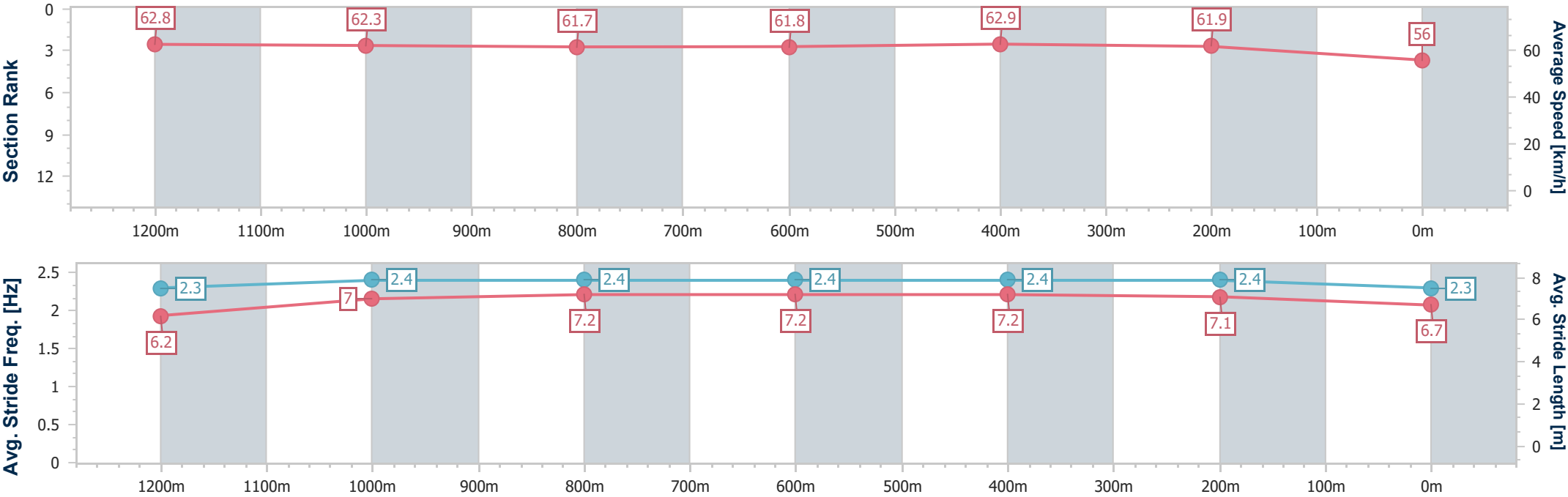


Eagle Farm QLD Professional
Race 7: Magic Millions March Yearling Sale BENCHMARK 70
Handicap - 1400m
18 February 2026 - 17:07
Track Rating: Soft 5, Weather: Fine, Rail Position: +12m Entire



BRISBANE
RACING CLUB

Section	Overall	1200m	1000m	800m	600m	400m	200m						
Section Times	1:24.64 [10] (0:13.85)	1:10.79 [1] (0:11.59)	0:59.20 [2] (0:11.71)	0:47.49 [1] (0:11.64)	0:35.85 [2] (0:11.30)	0:24.55 [2] (0:11.64)	0:12.91 [7] (0:12.91)						
Average Speed [km/h]	62.8	62.3	61.7	61.8	62.9	61.9	56.0						
Top Speed [km/h]	64.8	64.2	62.1	63.1	63.7	63.3	59.6						
Avg. Dist. to Rail [m]	7.3	2.1	0.9	0.4	2.4	1.2	0.9						
Avg. Stride Freq. [Hz]	2.3	2.4	2.4	2.4	2.4	2.4	2.3						
Avg. Stride Length [m]	6.2	7.0	7.2	7.2	7.2	7.1	6.7						





Horse/Jockey Name	Delrico
Final Rank	-
Fastest Section Time (Section)	-:--:--
Top Speed [km/h] (Section)	--.-
Race State	DidNotTrack



Eagle Farm QLD Professional
Race 7: Magic Millions March Yearling Sale BENCHMARK 70
Handicap - 1400m
18 February 2026 - 17:07
Track Rating: Soft 5, Weather: Fine, Rail Position: +12m Entire



Section	Overall	1200m	1000m	800m	600m	400m	200m						
Section Times	-:--:--	-:--:--	-:--:--	-:--:--	-:--:--	-:--:--	-:--:--						
Average Speed [km/h]	--.-	--.-	--.-	--.-	--.-	--.-	--.-						
Top Speed [km/h]	--.-	--.-	--.-	--.-	--.-	--.-	--.-						
Avg. Dist. to Rail [m]	.-	.-	.-	.-	.-	.-	.-						
Avg. Stride Freq. [Hz]	--.-	--.-	--.-	--.-	--.-	--.-	--.-						
Avg. Stride Length [m]	--.-	--.-	--.-	--.-	--.-	--.-	--.-						

[] Ranking at each section and finish
-:--:-- No data available at this section
NA No data available



Eagle Farm QLD Professional

Race 8: Ladbrokes Big Bets Copy Now Class 3 Handicap - 1600m

18 February 2026 - 17:40



BRISBANE
RACING CLUB

Track Rating: Soft 5, Weather: Fine, Rail Position: +12m Entire

Section						Overall	1400m	1200m	1000m	800m	600m	400m	Last 600m	
Field Times						1:34.88 (0:13.44)	1:21.44 (0:11.09)	1:10.35 (0:11.19)	0:59.16 (0:11.89)	0:47.27 (0:11.90)	0:35.37 (0:11.58)	0:23.79 (0:11.44)	0:35.37	
Rank	TAB	Horse/Jockey	Barrier	Top Speed [km/h]	Fastest Section									Distance Travelled [m]
1	8	KAIROS LOUIE	6	66.6	0:11.05	1:34.88 [1]	1:21.40 [2]	1:10.35 [1]	0:59.16 [1]	0:47.27 [1]	0:35.32 [2]	0:23.79 [1]	0:35.32	
		Daniel Moor		1200m	1400m	(0:13.48)	(0:11.05)	(0:11.19)	(0:11.89)	(0:11.95)	(0:11.53)	(0:11.44)		
2	13	HEAVENLY LOVE	8	65.9	0:11.06	1:35.15 [2]	1:21.10 [9]	1:09.75 [9]	0:58.38 [9]	0:46.65 [9]	0:34.67 [9]	0:23.23 [8]	0:34.67	+2
		Damien Thornton		400m	400m	(0:14.05)	(0:11.35)	(0:11.37)	(0:11.73)	(0:11.98)	(0:11.44)	(0:11.06)		
3	9	BACKSTAGE	2	65.8	0:11.25	1:35.16 [3]	1:21.65 [3]	1:10.40 [3]	0:59.06 [3]	0:47.38 [2]	0:35.65 [1]	0:24.03 [2]	0:35.65	-10
		Jag Guthmann-Chester		1400m	1400m	(0:13.51)	(0:11.25)	(0:11.34)	(0:11.68)	(0:11.73)	(0:11.62)	(0:11.42)		
4	4	CARPACCIO	3	65.4	0:11.22	1:35.29 [4]	1:21.49 [6]	1:10.18 [6]	0:58.89 [6]	0:47.03 [6]	0:35.10 [6]	0:23.59 [6]	0:35.10	+1
		Luke Dempsey		400m	400m	(0:13.80)	(0:11.31)	(0:11.29)	(0:11.86)	(0:11.93)	(0:11.51)	(0:11.22)		
5	2	KADALL	1	64.9	0:11.26	1:35.46 [5]	1:21.81 [5]	1:10.55 [5]	0:59.23 [4]	0:47.51 [4]	0:35.60 [4]	0:24.03 [3]	0:35.60	-3
		Ryan Maloney		1400m	1400m	(0:13.65)	(0:11.26)	(0:11.32)	(0:11.72)	(0:11.91)	(0:11.57)	(0:11.41)		
6	3	SOUTHERN CHARM	7	65.6	0:11.31	1:35.79 [6]	1:21.95 [8]	1:10.61 [8]	0:59.28 [7]	0:47.49 [7]	0:35.56 [7]	0:24.11 [5]	0:35.56	+2
		Martin Harley		400m	400m	(0:13.84)	(0:11.34)	(0:11.33)	(0:11.79)	(0:11.93)	(0:11.45)	(0:11.31)		
7	7	ZOU BIG BOY	5	65.6	0:11.30	1:35.87 [7]	1:22.28 [4]	1:10.98 [4]	0:59.64 [5]	0:47.82 [5]	0:35.86 [5]	0:24.16 [7]	0:35.86	+4
		Chelsea Baker		1200m	1400m	(0:13.59)	(0:11.30)	(0:11.34)	(0:11.82)	(0:11.96)	(0:11.70)	(0:11.51)		
8	1	DETRIMENTAL	4	65.8	0:11.24	1:35.88 [8]	1:22.44 [1]	1:11.20 [2]	0:59.92 [2]	0:48.02 [3]	0:36.07 [3]	0:24.40 [4]	0:36.07	+1
		Corey Sutherland		1200m	1400m	(0:13.44)	(0:11.24)	(0:11.28)	(0:11.90)	(0:11.95)	(0:11.67)	(0:11.61)		
9	11	WEONA REDWOOD	9	64.4	0:11.33	1:37.04 [9]	1:23.23 [7]	1:11.90 [7]	1:00.48 [8]	0:48.71 [8]	0:36.68 [8]	0:24.99 [9]	0:36.68	-4
		Angela Jones		1400m	1400m	(0:13.81)	(0:11.33)	(0:11.42)	(0:11.77)	(0:12.03)	(0:11.69)	(0:11.83)		

Scratched: June (#5), Wild Gypsy (#6), Italian Dancer (#10), Power Ace (#12), Meltdown (#14), Skorpis Isle (#15), Vacillation (#16), Bright The Sun (#17), Got Yourself A Gun (#18)



Eagle Farm QLD Professional

Race 8: Ladbrokes Big Bets Copy Now Class 3 Handicap - 1600m

18 February 2026 - 17:40



BRISBANE
RACING CLUB

Track Rating: Soft 5, Weather: Fine, Rail Position: +12m Entire

Section Field Times				200m 0:12.35 (0:12.35)		Last 600m 0:35.37			
Rank	TAB	Horse/Jockey	Barrier	Top Speed [km/h]	Fastest Section	Margin			Distance Travelled [m]
1	8	KAIROS LOUIE	6	66.6	0:11.05	0:12.35 [1]	1:34.88		0:35.32
		Daniel Moor		1200m	1400m	(0:12.35)			
2	13	HEAVENLY LOVE	8	65.9	0:11.06	0:12.17 [5]	1.6L		0:34.67 +2
		Damien Thornton		400m	400m	(0:12.17)			
3	9	BACKSTAGE	2	65.8	0:11.25	0:12.61 [2]	1.6L		0:35.65 -10
		Jag Guthmann-Chester		1400m	1400m	(0:12.61)			
4	4	CARPACCIO	3	65.4	0:11.22	0:12.37 [4]	2.4L		0:35.10 +1
		Luke Dempsey		400m	400m	(0:12.37)			
5	2	KADALL	1	64.9	0:11.26	0:12.62 [3]	3.4L		0:35.60 -3
		Ryan Maloney		1400m	1400m	(0:12.62)			
6	3	SOUTHERN CHARM	7	65.6	0:11.31	0:12.80 [6]	5.3L		0:35.56 +2
		Martin Harley		400m	400m	(0:12.80)			
7	7	ZOU BIG BOY	5	65.6	0:11.30	0:12.65 [8]	5.8L		0:35.86 +4
		Chelsea Baker		1200m	1400m	(0:12.65)			
8	1	DETRIMENTAL	4	65.8	0:11.24	0:12.79 [7]	5.9L		0:36.07 +1
		Corey Sutherland		1200m	1400m	(0:12.79)			
9	11	WEONA REDWOOD	9	64.4	0:11.33	0:13.16 [9]	12.7L		0:36.68 -4
		Angela Jones		1400m	1400m	(0:13.16)			

Scratched: June (#5), Wild Gypsy (#6), Italian Dancer (#10), Power Ace (#12), Meltdown (#14), Skorpis Isle (#15), Vacillation (#16), Bright The Sun (#17), Got Yourself A Gun (#18)



Horse/Jockey Name	Kairos Louie
Final Rank	1
Fastest Section Time (Section)	0:11.05 (1400m)
Top Speed [km/h] (Section)	66.6 (1200m)
Race State	Finished

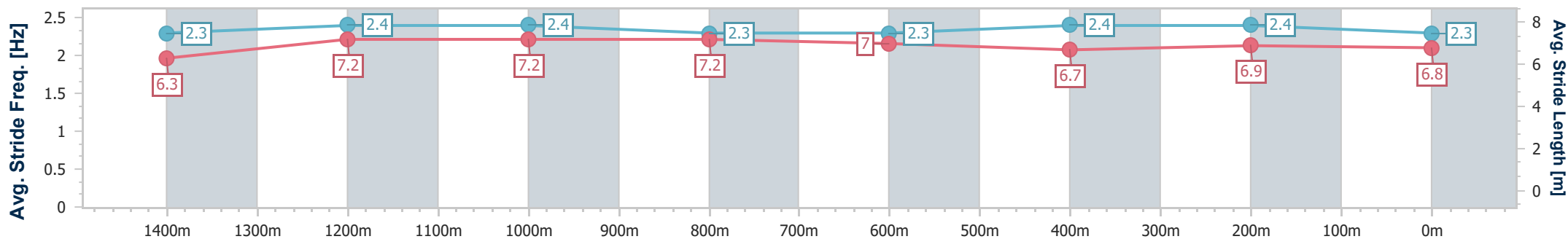
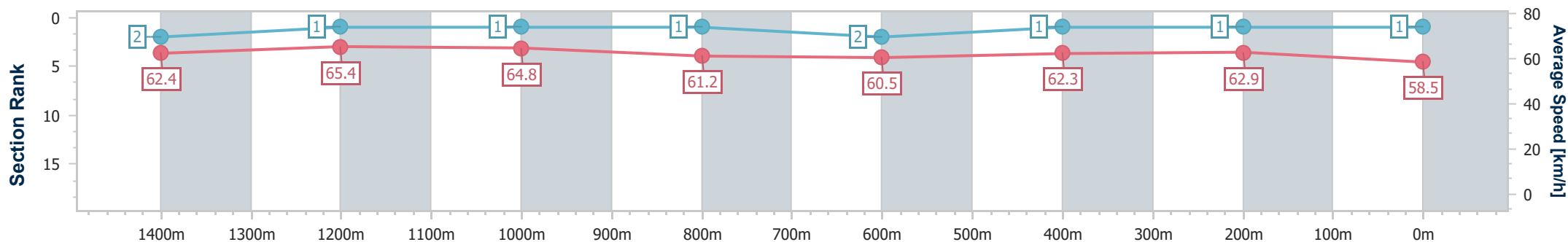


Eagle Farm QLD Professional
Race 8: Ladbrokes Big Bets Copy Now Class 3 Handicap -
1600m
18 February 2026 - 17:40
Track Rating: Soft 5, Weather: Fine, Rail Position: +12m Entire



BRISBANE
RACING CLUB

Section	Overall	1400m	1200m	1000m	800m	600m	400m	200m					
Section Times	1:34.88 [1] (0:13.48)	1:21.40 [2] (0:11.05)	1:10.35 [1] (0:11.19)	0:59.16 [1] (0:11.89)	0:47.27 [1] (0:11.95)	0:35.32 [2] (0:11.53)	0:23.79 [1] (0:11.44)	0:12.35 [1] (0:12.35)					
Average Speed [km/h]	62.4	65.4	64.8	61.2	60.5	62.3	62.9	58.5					
Top Speed [km/h]	65.0	66.3	66.6	62.6	61.0	63.7	63.8	62.2					
Avg. Dist. to Rail [m]	5.1	4.1	4.0	2.5	1.2	0.8	1.4	1.1					
Avg. Stride Freq. [Hz]	2.3	2.4	2.4	2.3	2.3	2.4	2.4	2.3					
Avg. Stride Length [m]	6.3	7.2	7.2	7.2	7.0	6.7	6.9	6.8					





Horse/Jockey Name	Heavenly Love
Final Rank	2
Fastest Section Time (Section)	0:11.06 (400m)
Top Speed [km/h] (Section)	65.9 (400m)
Race State	Finished

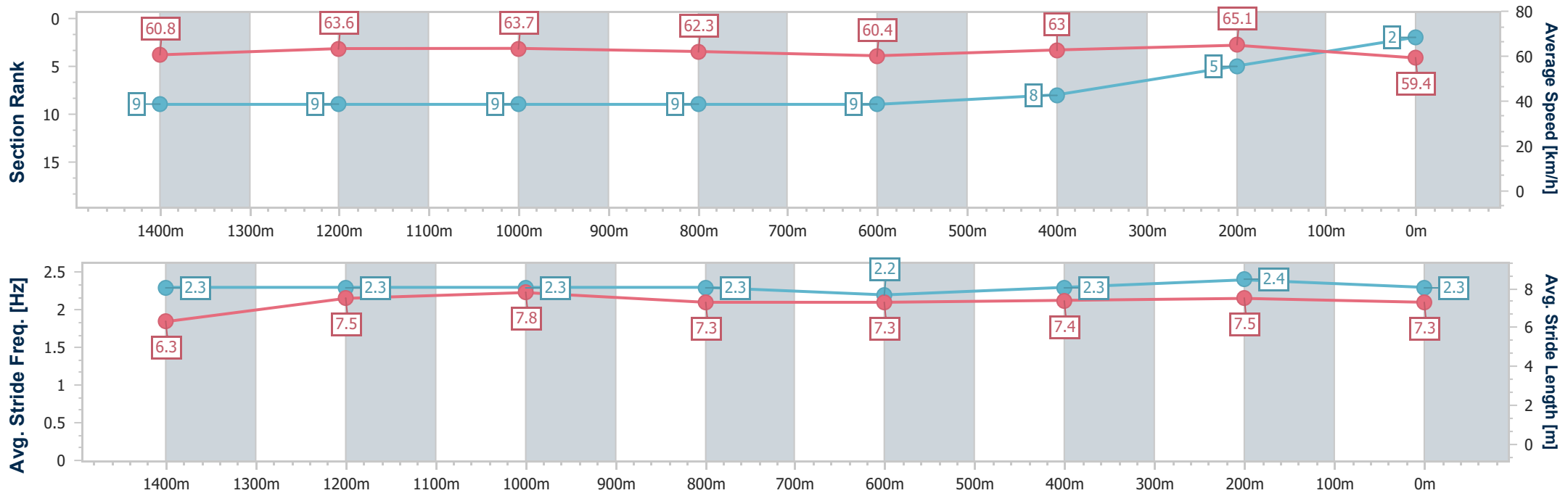


Eagle Farm QLD Professional
Race 8: Ladbrokes Big Bets Copy Now Class 3 Handicap -
1600m
18 February 2026 - 17:40
Track Rating: Soft 5, Weather: Fine, Rail Position: +12m Entire



BRISBANE
RACING CLUB

Section	Overall	1400m	1200m	1000m	800m	600m	400m	200m					
Section Times	1:35.15 [2] (0:14.05)	1:21.10 [9] (0:11.35)	1:09.75 [9] (0:11.37)	0:58.38 [9] (0:11.73)	0:46.65 [9] (0:11.98)	0:34.67 [9] (0:11.44)	0:23.23 [8] (0:11.06)	0:12.17 [5] (0:12.17)					
Average Speed [km/h]	60.8	63.6	63.7	62.3	60.4	63.0	65.1	59.4					
Top Speed [km/h]	63.9	64.7	65.6	65.8	62.1	65.7	65.9	63.3					
Avg. Dist. to Rail [m]	4.3	1.9	2.7	3.0	1.3	0.5	0.9	0.3					
Avg. Stride Freq. [Hz]	2.3	2.3	2.3	2.3	2.2	2.3	2.4	2.3					
Avg. Stride Length [m]	6.3	7.5	7.8	7.3	7.3	7.4	7.5	7.3					





Horse/Jockey Name	Backstage
Final Rank	3
Fastest Section Time (Section)	0:11.25 (1400m)
Top Speed [km/h] (Section)	65.8 (1400m)
Race State	Finished

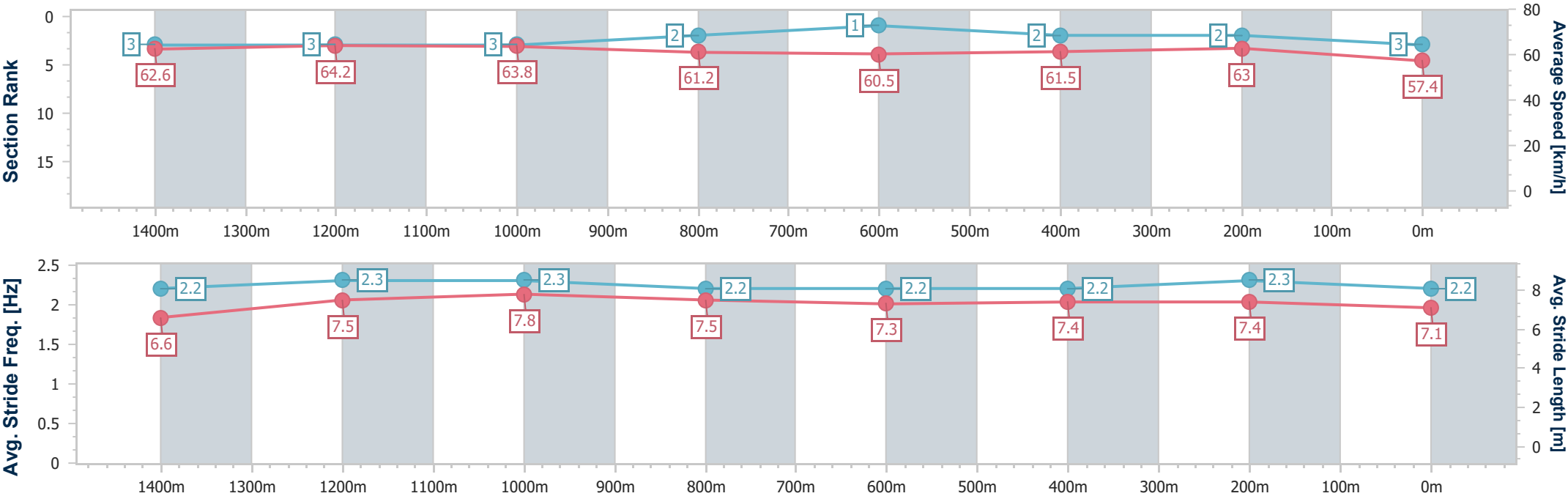


Eagle Farm QLD Professional
Race 8: Ladbrokes Big Bets Copy Now Class 3 Handicap - 1600m
18 February 2026 - 17:40
Track Rating: Soft 5, Weather: Fine, Rail Position: +12m Entire



BRISBANE
RACING CLUB

Section	Overall	1400m	1200m	1000m	800m	600m	400m	200m					
Section Times	1:35.16 [3] (0:13.51)	1:21.65 [3] (0:11.25)	1:10.40 [3] (0:11.34)	0:59.06 [3] (0:11.68)	0:47.38 [2] (0:11.73)	0:35.65 [1] (0:11.62)	0:24.03 [2] (0:11.42)	0:12.61 [2] (0:12.61)					
Average Speed [km/h]	62.6	64.2	63.8	61.2	60.5	61.5	63.0	57.4					
Top Speed [km/h]	65.8	65.8	64.8	62.4	61.4	62.8	63.8	61.4					
Avg. Dist. to Rail [m]	0.9	0.7	0.8	1.8	3.6	1.7	0.7	0.9					
Avg. Stride Freq. [Hz]	2.2	2.3	2.3	2.2	2.2	2.2	2.3	2.2					
Avg. Stride Length [m]	6.6	7.5	7.8	7.5	7.3	7.4	7.4	7.1					





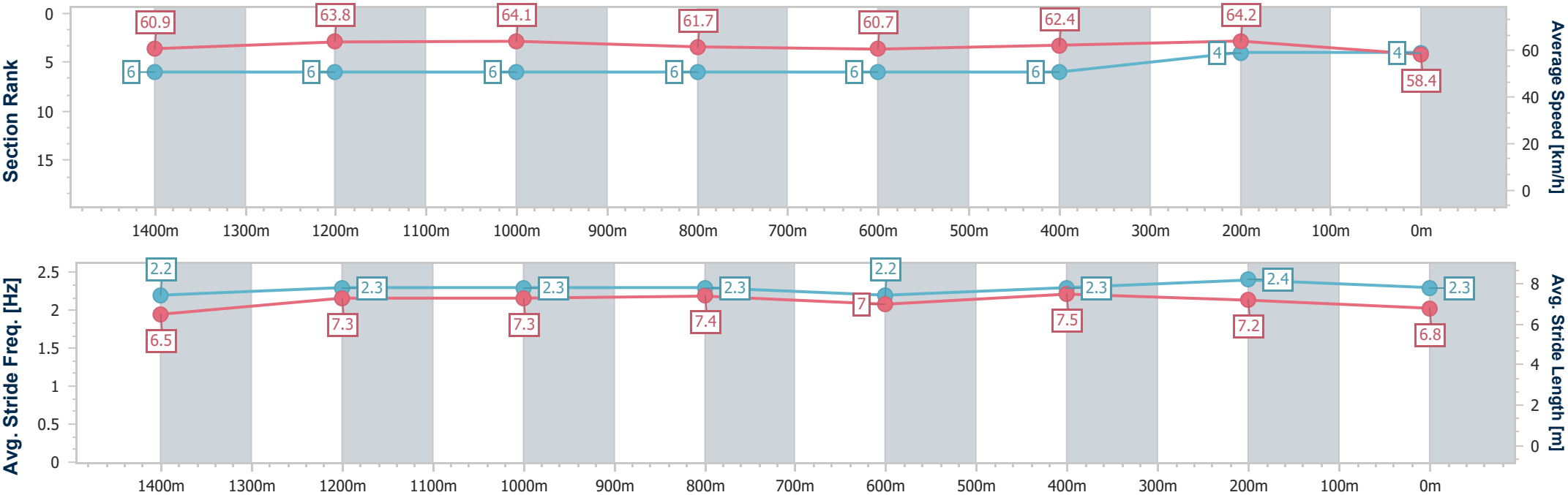
Horse/Jockey Name	Carpaccio
Final Rank	4
Fastest Section Time (Section)	0:11.22 (400m)
Top Speed [km/h] (Section)	65.4 (400m)
Race State	Finished



Eagle Farm QLD Professional
Race 8: Ladbrokes Big Bets Copy Now Class 3 Handicap - 1600m
18 February 2026 - 17:40
Track Rating: Soft 5, Weather: Fine, Rail Position: +12m Entire



Section	Overall	1400m	1200m	1000m	800m	600m	400m	200m					
Section Times	1:35.29 [4] (0:13.80)	1:21.49 [6] (0:11.31)	1:10.18 [6] (0:11.29)	0:58.89 [6] (0:11.86)	0:47.03 [6] (0:11.93)	0:35.10 [6] (0:11.51)	0:23.59 [6] (0:11.22)	0:12.37 [4] (0:12.37)					
Average Speed [km/h]	60.9	63.8	64.1	61.7	60.7	62.4	64.2	58.4					
Top Speed [km/h]	62.8	65.4	65.2	64.7	61.9	64.9	65.4	62.6					
Avg. Dist. to Rail [m]	1.8	1.3	2.5	3.0	1.0	0.5	1.0	2.9					
Avg. Stride Freq. [Hz]	2.2	2.3	2.3	2.3	2.2	2.3	2.4	2.3					
Avg. Stride Length [m]	6.5	7.3	7.3	7.4	7.0	7.5	7.2	6.8					





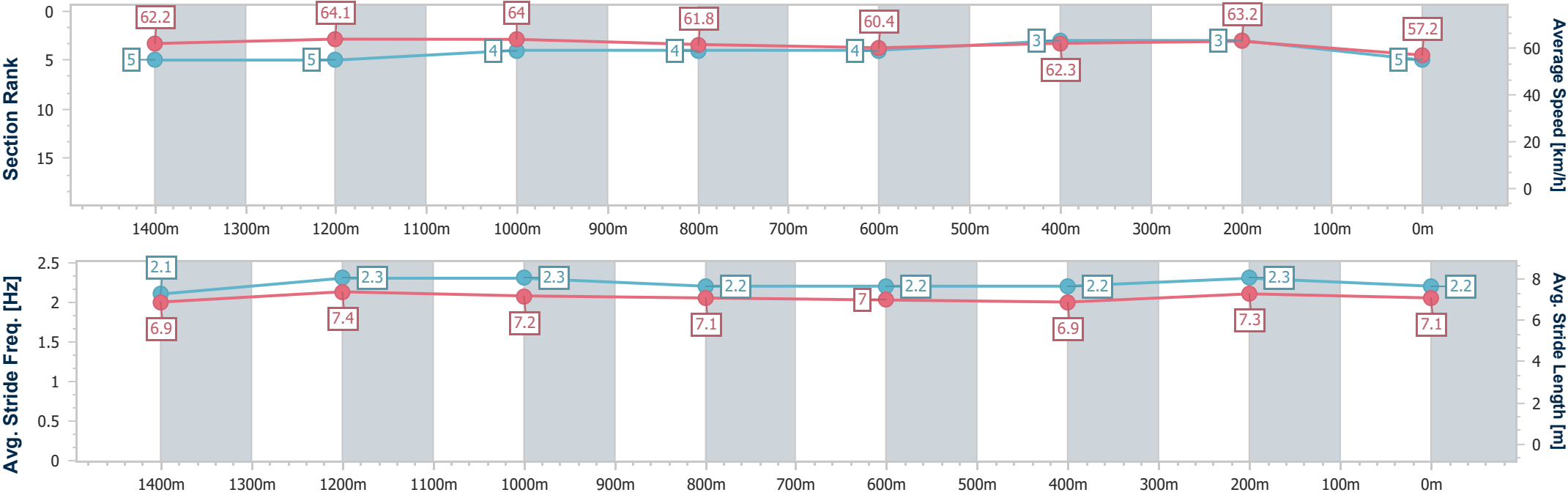
Horse/Jockey Name	Kadall
Final Rank	5
Fastest Section Time (Section)	0:11.26 (1400m)
Top Speed [km/h] (Section)	64.9 (1400m)
Race State	Finished



Eagle Farm QLD Professional
Race 8: Ladbrokes Big Bets Copy Now Class 3 Handicap - 1600m
18 February 2026 - 17:40
Track Rating: Soft 5, Weather: Fine, Rail Position: +12m Entire



Section	Overall	1400m	1200m	1000m	800m	600m	400m	200m					
Section Times	1:35.46 [5] (0:13.65)	1:21.81 [5] (0:11.26)	1:10.55 [5] (0:11.32)	0:59.23 [4] (0:11.72)	0:47.51 [4] (0:11.91)	0:35.60 [4] (0:11.57)	0:24.03 [3] (0:11.41)	0:12.62 [3] (0:12.62)					
Average Speed [km/h]	62.2	64.1	64.0	61.8	60.4	62.3	63.2	57.2					
Top Speed [km/h]	64.1	64.9	64.7	64.0	61.2	64.0	64.2	60.7					
Avg. Dist. to Rail [m]	0.8	1.3	1.6	1.0	0.3	0.5	1.9	2.5					
Avg. Stride Freq. [Hz]	2.1	2.3	2.3	2.2	2.2	2.2	2.3	2.2					
Avg. Stride Length [m]	6.9	7.4	7.2	7.1	7.0	6.9	7.3	7.1					





Horse/Jockey Name	Southern Charm
Final Rank	6
Fastest Section Time (Section)	0:11.31 (400m)
Top Speed [km/h] (Section)	65.6 (400m)
Race State	Finished

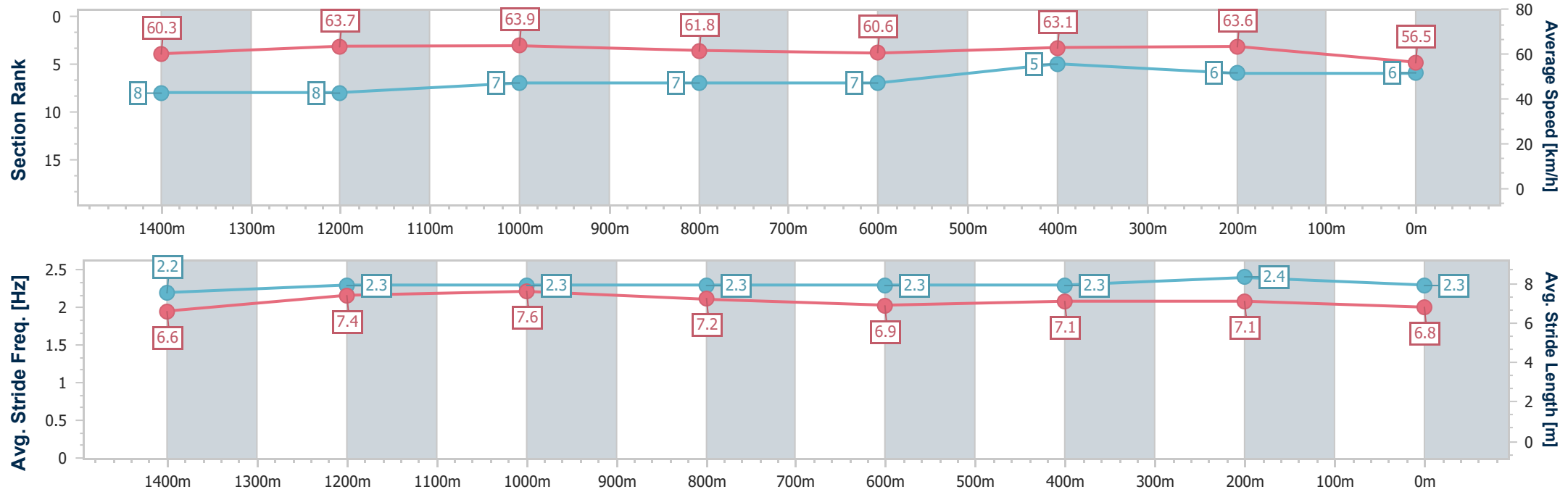


Eagle Farm QLD Professional
Race 8: Ladbrokes Big Bets Copy Now Class 3 Handicap - 1600m
18 February 2026 - 17:40
Track Rating: Soft 5, Weather: Fine, Rail Position: +12m Entire



BRISBANE
RACING CLUB

Section	Overall	1400m	1200m	1000m	800m	600m	400m	200m					
Section Times	1:35.79 [6] (0:13.84)	1:21.95 [8] (0:11.34)	1:10.61 [8] (0:11.33)	0:59.28 [7] (0:11.79)	0:47.49 [7] (0:11.93)	0:35.56 [7] (0:11.45)	0:24.11 [5] (0:11.31)	0:12.80 [6] (0:12.80)					
Average Speed [km/h]	60.3	63.7	63.9	61.8	60.6	63.1	63.6	56.5					
Top Speed [km/h]	64.2	64.6	65.5	65.0	61.7	65.4	65.6	61.1					
Avg. Dist. to Rail [m]	6.0	3.0	3.0	2.6	1.0	0.4	1.9	2.7					
Avg. Stride Freq. [Hz]	2.2	2.3	2.3	2.3	2.3	2.3	2.4	2.3					
Avg. Stride Length [m]	6.6	7.4	7.6	7.2	6.9	7.1	7.1	6.8					





Horse/Jockey Name	Zou Big Boy
Final Rank	7
Fastest Section Time (Section)	0:11.30 (1400m)
Top Speed [km/h] (Section)	65.6 (1200m)
Race State	Finished

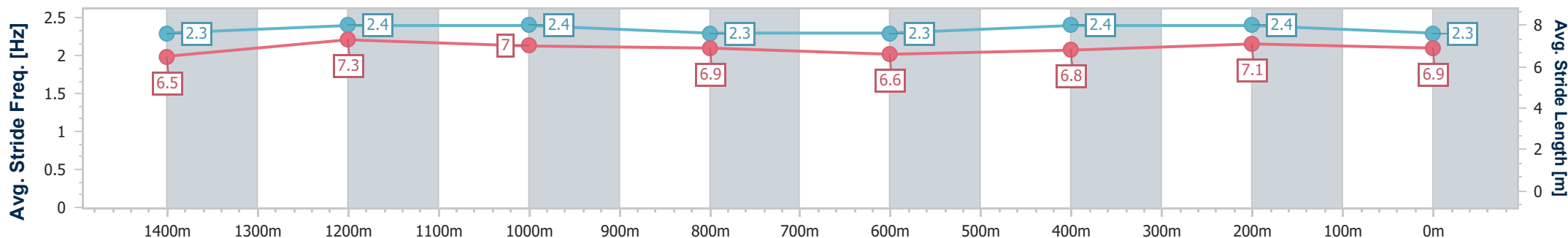
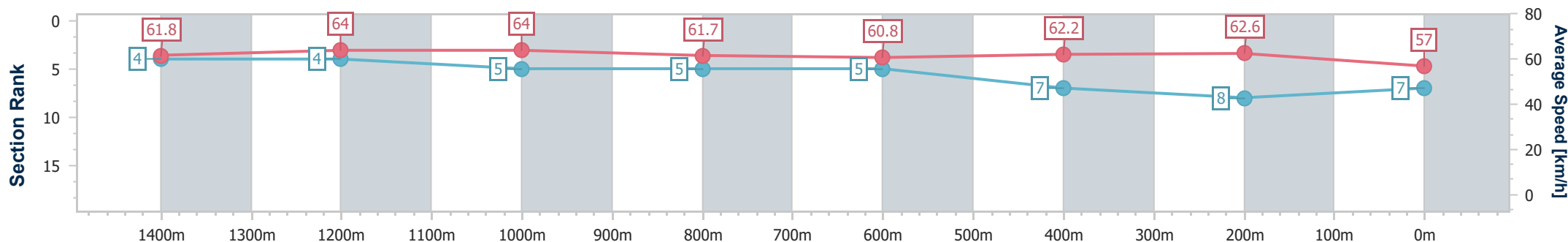


Eagle Farm QLD Professional
Race 8: Ladbrokes Big Bets Copy Now Class 3 Handicap -
1600m
18 February 2026 - 17:40
Track Rating: Soft 5, Weather: Fine, Rail Position: +12m Entire



BRISBANE
RACING CLUB

Section	Overall	1400m	1200m	1000m	800m	600m	400m	200m					
Section Times	1:35.87 [7] (0:13.59)	1:22.28 [4] (0:11.30)	1:10.98 [4] (0:11.34)	0:59.64 [5] (0:11.82)	0:47.82 [5] (0:11.96)	0:35.86 [5] (0:11.70)	0:24.16 [7] (0:11.51)	0:12.65 [8] (0:12.65)					
Average Speed [km/h]	61.8	64.0	64.0	61.7	60.8	62.2	62.6	57.0					
Top Speed [km/h]	64.7	64.4	65.6	64.8	62.0	63.3	63.8	60.1					
Avg. Dist. to Rail [m]	3.7	2.8	3.0	2.8	1.9	1.7	4.7	5.8					
Avg. Stride Freq. [Hz]	2.3	2.4	2.4	2.3	2.3	2.4	2.4	2.3					
Avg. Stride Length [m]	6.5	7.3	7.0	6.9	6.6	6.8	7.1	6.9					





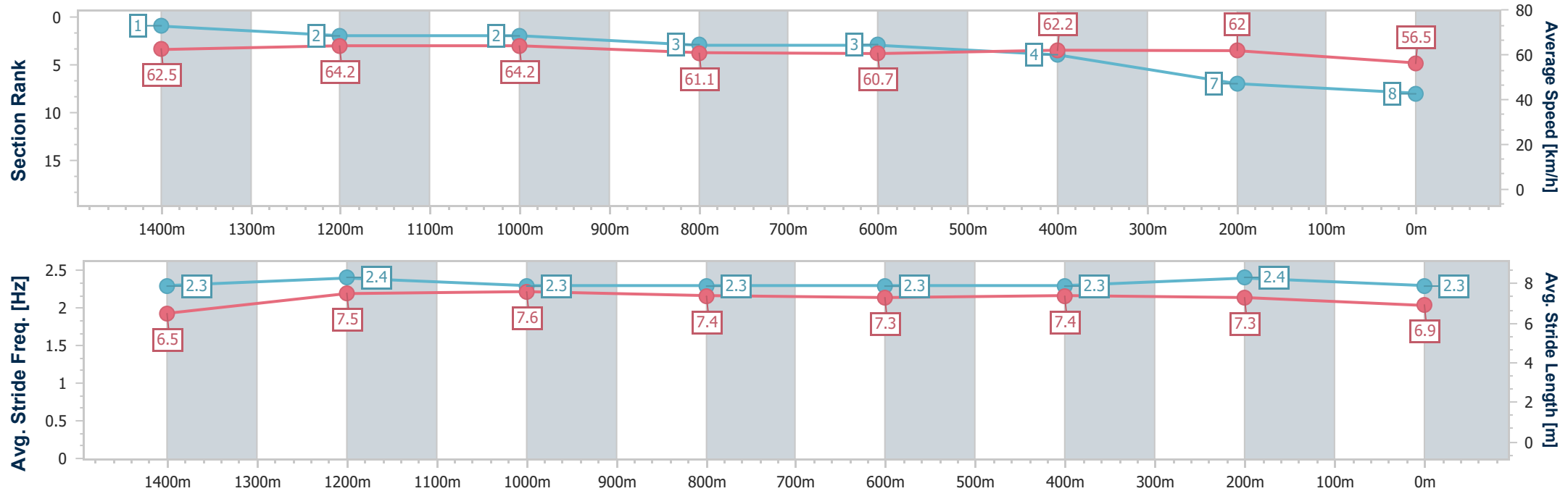
Horse/Jockey Name	Detrimental
Final Rank	8
Fastest Section Time (Section)	0:11.24 (1400m)
Top Speed [km/h] (Section)	65.8 (1200m)
Race State	Finished



Eagle Farm QLD Professional
Race 8: Ladbrokes Big Bets Copy Now Class 3 Handicap - 1600m
18 February 2026 - 17:40
Track Rating: Soft 5, Weather: Fine, Rail Position: +12m Entire



Section	Overall	1400m	1200m	1000m	800m	600m	400m	200m					
Section Times	1:35.88 [8] (0:13.44)	1:22.44 [1] (0:11.24)	1:11.20 [2] (0:11.28)	0:59.92 [2] (0:11.90)	0:48.02 [3] (0:11.95)	0:36.07 [3] (0:11.67)	0:24.40 [4] (0:11.61)	0:12.79 [7] (0:12.79)					
Average Speed [km/h]	62.5	64.2	64.2	61.1	60.7	62.2	62.0	56.5					
Top Speed [km/h]	64.2	65.2	65.8	63.0	62.1	63.1	63.5	60.2					
Avg. Dist. to Rail [m]	2.7	2.2	2.6	2.1	1.3	1.4	3.7	4.9					
Avg. Stride Freq. [Hz]	2.3	2.4	2.3	2.3	2.3	2.3	2.4	2.3					
Avg. Stride Length [m]	6.5	7.5	7.6	7.4	7.3	7.4	7.3	6.9					





Horse/Jockey Name	Weona Redwood
Final Rank	9
Fastest Section Time (Section)	0:11.33 (1400m)
Top Speed [km/h] (Section)	64.4 (1400m)
Race State	Finished



Eagle Farm QLD Professional
Race 8: Ladbrokes Big Bets Copy Now Class 3 Handicap - 1600m
18 February 2026 - 17:40
Track Rating: Soft 5, Weather: Fine, Rail Position: +12m Entire



Section	Overall	1400m	1200m	1000m	800m	600m	400m	200m					
Section Times	1:37.04 [9] (0:13.81)	1:23.23 [7] (0:11.33)	1:11.90 [7] (0:11.42)	1:00.48 [8] (0:11.77)	0:48.71 [8] (0:12.03)	0:36.68 [8] (0:11.69)	0:24.99 [9] (0:11.83)	0:13.16 [9] (0:13.16)					
Average Speed [km/h]	61.0	63.5	63.2	61.5	59.4	61.0	60.9	55.0					
Top Speed [km/h]	63.9	64.4	64.2	64.3	60.2	62.9	63.1	59.0					
Avg. Dist. to Rail [m]	6.1	2.7	2.7	1.0	1.4	1.5	0.4	0.7					
Avg. Stride Freq. [Hz]	2.3	2.4	2.3	2.3	2.2	2.3	2.3	2.2					
Avg. Stride Length [m]	6.3	7.4	7.4	7.2	7.3	7.3	7.2	6.7					

