



Townsville QLD

Race 1: LADBROKES FORM GENIUS Maiden Handicap (QTIS bonuses applicable 2&3YO's only) - 1609m

31 March 2026 - 1:12PM

Track Rating: Soft 5, Weather: Fine, Rail Position: +5.5m 1000m-W/Post, +3m Remainder



Field Times (Race Tempo) 1:38.96 (0:15.66) 1:23.30 (0:11.64) 1:11.66 (0:12.29) 0:59.37 (0:11.75) 0:47.62 (0:11.68) 0:35.94 (0:11.80) 0:24.14 (0:11.89) 0:12.25 (0:12.25)

Rank	TAB#	Horse	Overall Time	First 400m	Top Speed km/h (Section)	L1609	L1400	L1200	L1000	L800	L600	L400	L200
	(BAR#)	Jockey	Margin (DT-W)	Last 600m	Fastest Section (Time)	Start - 1400	1400 - 1200	1200 - 1000	1000 - 800	800 - 600	600 - 400	400 - 200	200 - Finish
1	2	San Juan	1:38.96	0:27.26	63.8 (600-400)	1:38.96	1:22.87 [4]	1:11.15 [5]	0:59.07 [3]	0:46.90 [5]	0:35.04 [4]	0:23.55 [4]	0:11.94 [5]
	(1)	Ryan Wiggins		0:35.05	600-400 (0:11.50)	(0:16.09)	(0:11.72)	(0:12.08)	(0:12.17)	(0:11.86)	(0:11.50)	(0:11.61)	(0:11.94)
2	5	Ready And Betta	1:39.02	0:27.60	64.9 (600-400)	1:39.02	1:22.56 [7]	1:10.91 [6]	0:58.73 [4]	0:46.59 [6]	0:34.92 [6]	0:23.50 [6]	0:12.11 [4]
	(6)	Tahlia Fenlon	0.4L (-1)	0:34.92	400-200 (0:11.39)	(0:16.46)	(0:11.66)	(0:12.17)	(0:12.15)	(0:11.67)	(0:11.42)	(0:11.39)	(0:12.11)
3	4	Stellar Legend	1:39.18	0:27.01	64.6 (600-400)	1:39.18	1:23.33 [2]	1:11.63 [3]	0:59.59 [1]	0:47.37 [3]	0:35.40 [3]	0:23.97 [3]	0:12.36 [3]
	(4)	Michael Murphy	1.3L (+2)	0:35.40	600-400 (0:11.43)	(0:15.85)	(0:11.71)	(0:12.03)	(0:12.22)	(0:11.97)	(0:11.43)	(0:11.61)	(0:12.36)
4	8	King Canute	1:39.43	0:26.75	64.3 (1609 - 1400)	1:39.43	1:23.77 [1]	1:12.13 [1]	0:58.15 [6]	0:47.98 [2]	0:36.23 [2]	0:24.46 [2]	0:12.71 [2]
	(2)	Wanderson D'Avila	2.8L (+17)	0:36.23	1000-800 (0:10.17)	(0:15.66)	(0:11.64)	(0:13.98)	(0:10.17)	(0:11.74)	(0:11.77)	(0:11.75)	(0:12.71)
5	6	Goncalo	1:39.52	0:26.87	67.0 (1609 - 1400)	1:39.52	1:23.62 [3]	1:12.13 [2]	0:58.19 [7]	0:48.18 [1]	0:36.50 [1]	0:24.70 [1]	0:12.81 [1]
	(7)	Shane McGovern	3.3L (+21)	0:36.50	1000-800 (0:10.00)	(0:15.90)	(0:11.49)	(0:13.94)	(0:10.00)	(0:11.68)	(0:11.80)	(0:11.89)	(0:12.81)
6	1	Coventry Lane	1:39.76	0:27.18	64.0 (600-400)	1:39.76	1:23.59 [5]	1:12.03 [4]	0:59.99 [2]	0:47.77 [4]	0:35.82 [5]	0:24.31 [5]	0:12.58 [6]
	(3)	Aidan Holt	4.7L (+3)	0:35.83	600-400 (0:11.52)	(0:16.17)	(0:11.56)	(0:12.05)	(0:12.22)	(0:11.95)	(0:11.52)	(0:11.73)	(0:12.58)
7	7	Frosty Queen	1:39.95	0:27.59	65.8 (600-400)	1:39.95	1:23.53 [6]	1:11.80 [7]	0:59.62 [5]	0:47.50 [7]	0:35.66 [7]	0:24.29 [7]	0:12.68 [7]
	(5)	Courtney Bellamy	5.8L (+3)	0:35.66	600-400 (0:11.37)	(0:16.42)	(0:11.72)	(0:12.18)	(0:12.13)	(0:11.83)	(0:11.37)	(0:11.61)	(0:12.68)

Scratched: Peachtree Flyer (#3)

Report Created: Tue 31 March 2026

(Note: Races are conducted over an approximate distance as close as possible to the advertised distance, and recorded data may vary accordingly. Official times refer to race times only and do not include handicap times.)

[] Position in running at each section and finish TAB# Saddle cloth number

-:--:-- No data available at this section

NA No data available

DNT Did not track

BAR# Barrier/Gate Position

DNF Did not finish

DT-W Distance travelled compared to winner in metres

[] Fastest split

[■] Fastest section

Horse/Jockey Name	San Juan/Ryan Wiggins
Finish Rank	1
Fastest Section Time (Section)	0:11.50 (600-400)
Top Speed [km/h] (Section)	63.8 (600-400)
Race State	Finished



Townsville QLD --Professional-2026-03-31

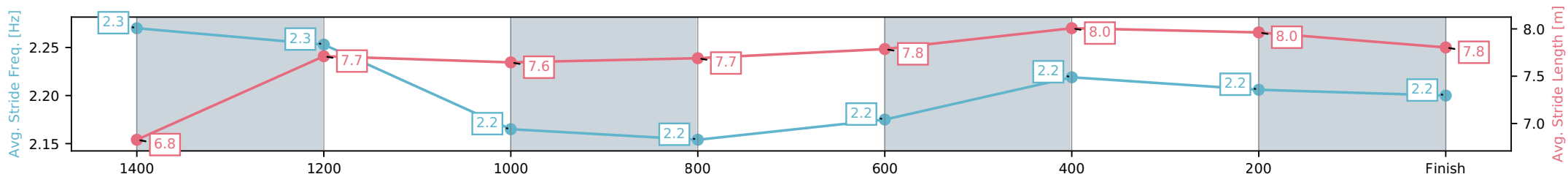
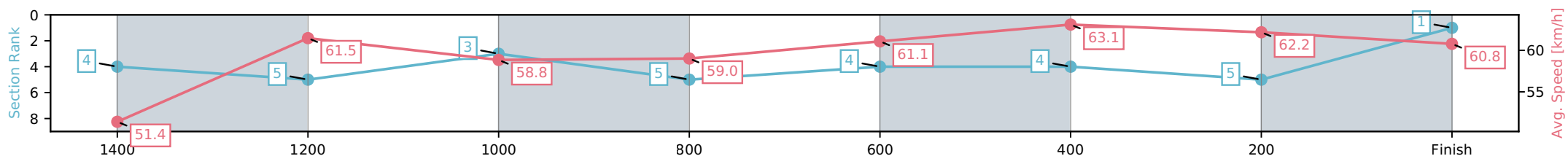
Race 1: LADBROKES FORM GENIUS Maiden Handicap (QTIS bonuses applicable 2&3YO's only) - 1609m

31 March 2026 - 1:12PM

Track Rating: Soft 5, Weather: Fine, Rail Position: +5.5m 1000m-W/Post, +3m Remainder



Section	L1609	L1400	L1200	L1000	L800	L600	L400	L200
Section Times	1:38.96 (0:16.09)	1:22.87 [5] (0:11.72)	1:11.15 [3] (0:12.08)	0:59.07 [5] (0:12.17)	0:46.90 [4] (0:11.86)	0:35.04 [4] (0:11.50)	0:23.55 [5] (0:11.61)	0:11.94 [1] (0:11.94)
Average Speed [km/h]	51.4	61.5	58.8	59.0	61.1	63.1	62.2	60.8
Top Speed [km/h]	63.1	63.1	59.7	59.8	63.6	63.8	62.8	62.4
Avg. Dist. to Rail [m]	4.4	0.5	0.6	1.1	1.0	1.5	2.7	6.6
Avg. Stride Freq. [Hz]	2.3	2.3	2.2	2.2	2.2	2.2	2.2	2.2
Avg. Stride Length [m]	6.8	7.7	7.6	7.7	7.8	8.0	8.0	7.8



- [] Ranking at each section and finish
- :-:- No data available at this section
- NA No data available

Horse/Jockey Name	Ready And Betta/Tahlia Fenlon
Finish Rank	2
Fastest Section Time (Section)	0:11.39 (400-200)
Top Speed [km/h] (Section)	64.9 (600-400)
Race State	Finished



Townsville QLD --Professional-2026-03-31

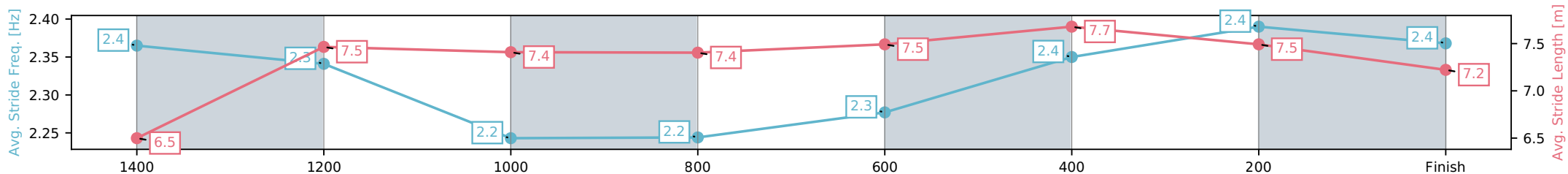
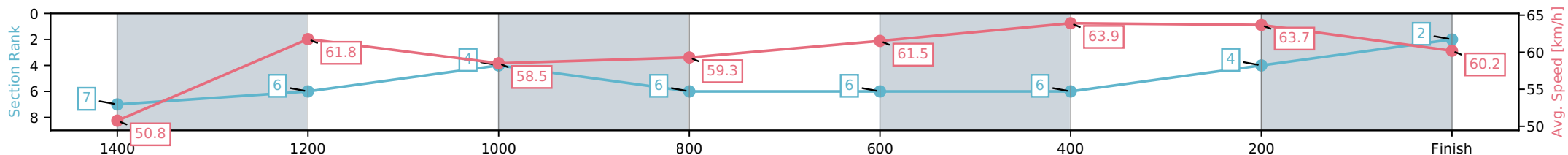
Race 1: LADBROKES FORM GENIUS Maiden Handicap (QTIS bonuses applicable 2&3YO's only) - 1609m

31 March 2026 - 1:12PM

Track Rating: Soft 5, Weather: Fine, Rail Position: +5.5m 1000m-W/Post, +3m Remainder



Section	L1609	L1400	L1200	L1000	L800	L600	L400	L200
Section Times	1:39.02 (0:16.46)	1:22.56 [6] (0:11.66)	1:10.91 [4] (0:12.17)	0:58.73 [6] (0:12.15)	0:46.59 [6] (0:11.67)	0:34.92 [6] (0:11.42)	0:23.50 [4] (0:11.39)	0:12.11 [2] (0:12.11)
Average Speed [km/h]	50.8	61.8	58.5	59.3	61.5	63.9	63.7	60.2
Top Speed [km/h]	63.3	63.1	60.4	60.8	64.8	64.9	64.3	62.7
Avg. Dist. to Rail [m]	6.8	0.8	1.3	0.9	0.7	2.6	5.5	8.5
Avg. Stride Freq. [Hz]	2.4	2.3	2.2	2.2	2.3	2.4	2.4	2.4
Avg. Stride Length [m]	6.5	7.5	7.4	7.4	7.5	7.7	7.5	7.2



- [] Ranking at each section and finish
- :-:- No data available at this section
- NA No data available

Horse/Jockey Name	Stellar Legend/Michael Murphy
Finish Rank	3
Fastest Section Time (Section)	0:11.43 (600-400)
Top Speed [km/h] (Section)	64.6 (600-400)
Race State	Finished



Townsville QLD --Professional-2026-03-31

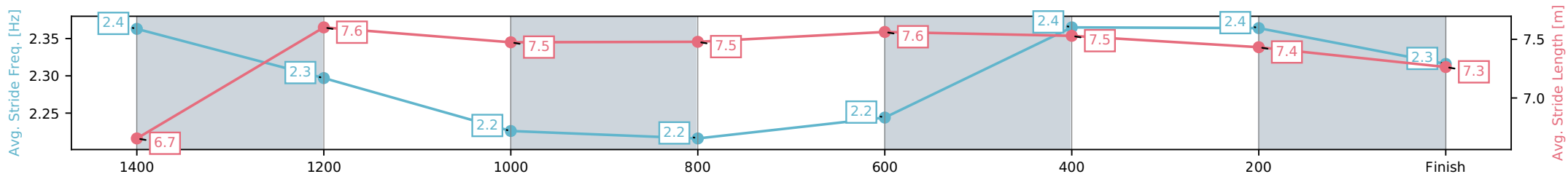
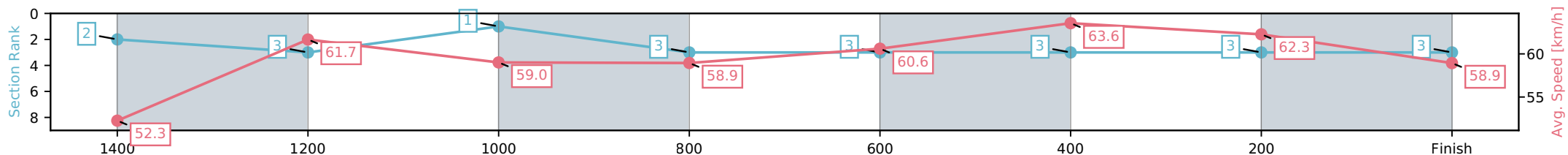
Race 1: LADBROKES FORM GENIUS Maiden Handicap (QTIS bonuses applicable 2&3YO's only) - 1609m

31 March 2026 - 1:12PM

Track Rating: Soft 5, Weather: Fine, Rail Position: +5.5m 1000m-W/Post, +3m Remainder



Section	L1609	L1400	L1200	L1000	L800	L600	L400	L200
Section Times	1:39.18 (0:15.85)	1:23.33 [3] (0:11.71)	1:11.63 [1] (0:12.03)	0:59.59 [3] (0:12.22)	0:47.37 [3] (0:11.97)	0:35.40 [3] (0:11.43)	0:23.97 [3] (0:11.61)	0:12.36 [3] (0:12.36)
Average Speed [km/h]	52.3	61.7	59.0	58.9	60.6	63.6	62.3	58.9
Top Speed [km/h]	63.9	63.5	60.2	59.5	62.0	64.6	63.2	61.5
Avg. Dist. to Rail [m]	5.5	0.5	0.5	1.4	1.7	1.9	2.9	3.7
Avg. Stride Freq. [Hz]	2.4	2.3	2.2	2.2	2.2	2.4	2.4	2.3
Avg. Stride Length [m]	6.7	7.6	7.5	7.5	7.6	7.5	7.4	7.3



- [] Ranking at each section and finish
- :-:- No data available at this section
- NA No data available

Horse/Jockey Name	King Canute/Wanderson D'Avila
Finish Rank	4
Fastest Section Time (Section)	0:10.17 (1000-800)
Top Speed [km/h] (Section)	64.3 (1609 - 1400)
Race State	Finished



Townsville QLD --Professional-2026-03-31

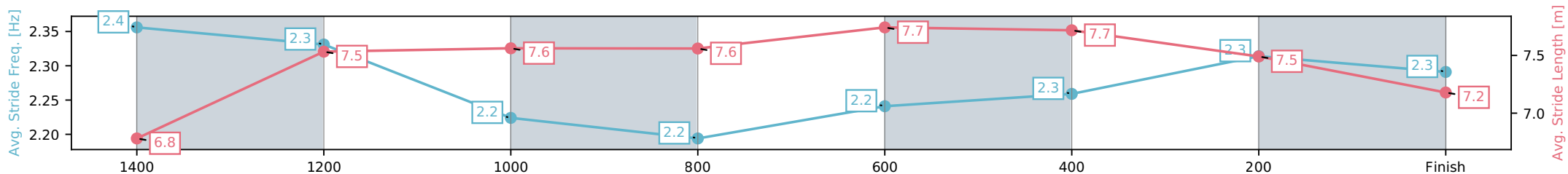
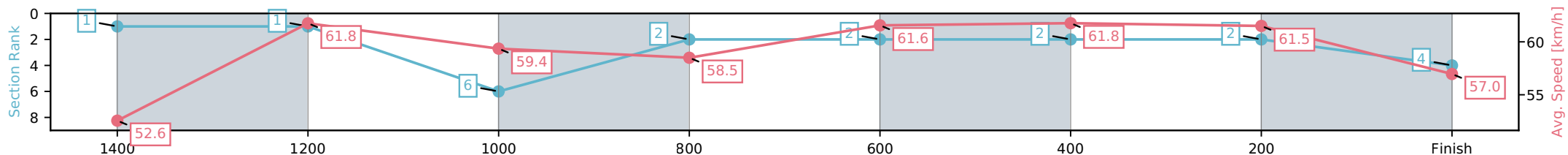
Race 1: LADBROKES FORM GENIUS Maiden Handicap (QTIS bonuses applicable 2&3YO's only) - 1609m

31 March 2026 - 1:12PM

Track Rating: Soft 5, Weather: Fine, Rail Position: +5.5m 1000m-W/Post, +3m Remainder



Section	L1609	L1400	L1200	L1000	L800	L600	L400	L200
Section Times	1:39.43 (0:15.66)	1:23.77 [1] (0:11.64)	1:12.13 [6] (0:13.98)	0:58.15 [2] (0:10.17)	0:47.98 [2] (0:11.74)	0:36.23 [2] (0:11.77)	0:24.46 [2] (0:11.75)	0:12.71 [4] (0:12.71)
Average Speed [km/h]	52.6	61.8	59.4	58.5	61.6	61.8	61.5	57.0
Top Speed [km/h]	64.3	63.8	60.6	59.9	62.7	62.8	63.2	60.0
Avg. Dist. to Rail [m]	4.0	1.1	4.9	2.7	0.9	1.9	2.4	2.9
Avg. Stride Freq. [Hz]	2.4	2.3	2.2	2.2	2.2	2.3	2.3	2.3
Avg. Stride Length [m]	6.8	7.5	7.6	7.6	7.7	7.7	7.5	7.2



- [] Ranking at each section and finish
- :-:- No data available at this section
- NA No data available

Horse/Jockey Name	Goncalo/Shane McGovern
Finish Rank	5
Fastest Section Time (Section)	0:10.00 (1000-800)
Top Speed [km/h] (Section)	67.0 (1609 - 1400)
Race State	Finished



Townsville QLD --Professional-2026-03-31

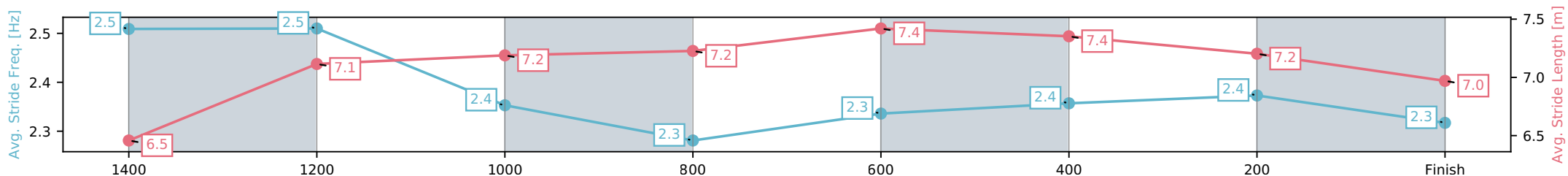
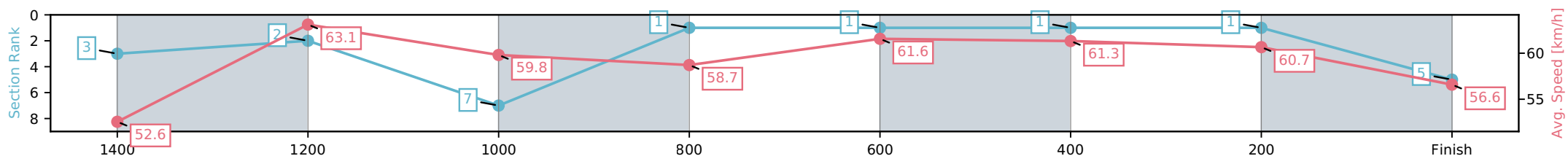
Race 1: LADBROKES FORM GENIUS Maiden Handicap (QTIS bonuses applicable 2&3YO's only) - 1609m

31 March 2026 - 1:12PM

Track Rating: Soft 5, Weather: Fine, Rail Position: +5.5m 1000m-W/Post, +3m Remainder



Section	L1609	L1400	L1200	L1000	L800	L600	L400	L200
Section Times	1:39.52 (0:15.90)	1:23.62 [2] (0:11.49)	1:12.13 [7] (0:13.94)	0:58.19 [1] (0:10.00)	0:48.18 [1] (0:11.68)	0:36.50 [1] (0:11.80)	0:24.70 [1] (0:11.89)	0:12.81 [5] (0:12.81)
Average Speed [km/h]	52.6	63.1	59.8	58.7	61.6	61.3	60.7	56.6
Top Speed [km/h]	67.0	65.5	62.3	59.9	62.2	61.8	61.4	59.2
Avg. Dist. to Rail [m]	8.4	2.3	5.1	4.1	1.1	1.1	1.2	1.5
Avg. Stride Freq. [Hz]	2.5	2.5	2.4	2.3	2.3	2.4	2.4	2.3
Avg. Stride Length [m]	6.5	7.1	7.2	7.2	7.4	7.4	7.2	7.0



- [] Ranking at each section and finish
- :-:- No data available at this section
- NA No data available

Horse/Jockey Name	Coventry Lane/Aidan Holt
Finish Rank	6
Fastest Section Time (Section)	0:11.52 (600-400)
Top Speed [km/h] (Section)	64.0 (600-400)
Race State	Finished



Townsville QLD --Professional-2026-03-31

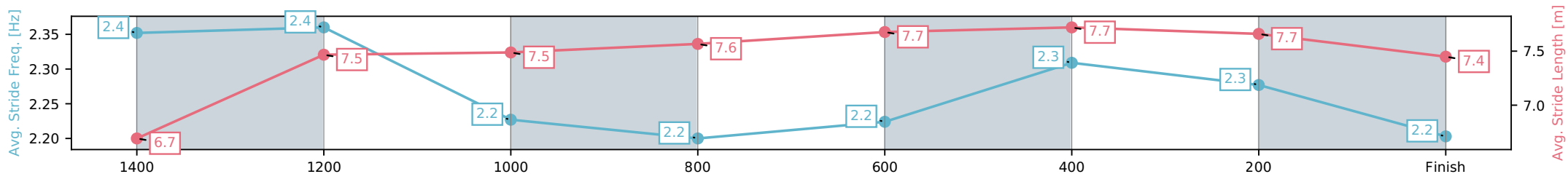
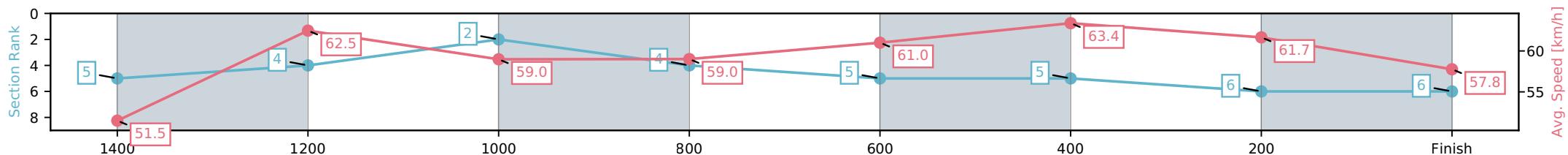
Race 1: LADBROKES FORM GENIUS Maiden Handicap (QTIS bonuses applicable 2&3YO's only) - 1609m

31 March 2026 - 1:12PM

Track Rating: Soft 5, Weather: Fine, Rail Position: +5.5m 1000m-W/Post, +3m Remainder



Section	L1609	L1400	L1200	L1000	L800	L600	L400	L200
Section Times	1:39.76 (0:16.17)	1:23.59 [4] (0:11.56)	1:12.03 [2] (0:12.05)	0:59.99 [4] (0:12.22)	0:47.77 [5] (0:11.95)	0:35.82 [5] (0:11.52)	0:24.31 [6] (0:11.73)	0:12.58 [6] (0:12.58)
Average Speed [km/h]	51.5	62.5	59.0	59.0	61.0	63.4	61.7	57.8
Top Speed [km/h]	63.5	63.8	60.5	59.5	63.0	64.0	62.9	60.6
Avg. Dist. to Rail [m]	4.6	0.5	1.0	1.4	2.6	2.9	3.7	7.1
Avg. Stride Freq. [Hz]	2.4	2.4	2.2	2.2	2.2	2.3	2.3	2.2
Avg. Stride Length [m]	6.7	7.5	7.5	7.6	7.7	7.7	7.7	7.4



- [] Ranking at each section and finish
- :-:- No data available at this section
- NA No data available

Horse/Jockey Name	Frosty Queen/Courtney Bellamy
Finish Rank	7
Fastest Section Time (Section)	0:11.37 (600-400)
Top Speed [km/h] (Section)	65.8 (600-400)
Race State	Finished



Townsville QLD --Professional-2026-03-31

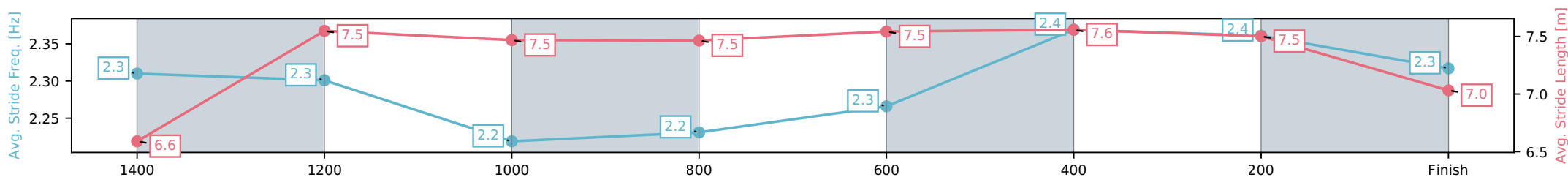
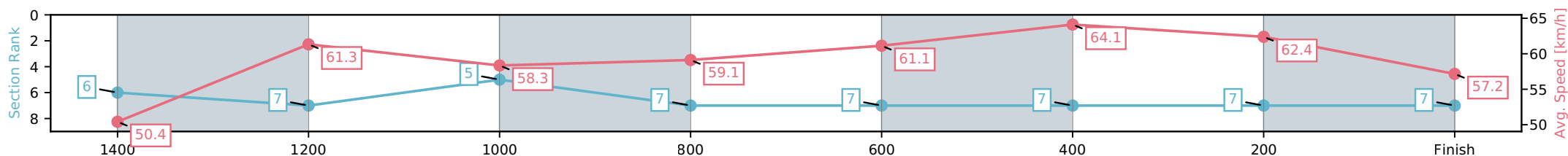
Race 1: LADBROKES FORM GENIUS Maiden Handicap (QTIS bonuses applicable 2&3YO's only) - 1609m

31 March 2026 - 1:12PM

Track Rating: Soft 5, Weather: Fine, Rail Position: +5.5m 1000m-W/Post, +3m Remainder



Section	L1609	L1400	L1200	L1000	L800	L600	L400	L200
Section Times	1:39.95 (0:16.42)	1:23.53 [7] (0:11.72)	1:11.80 [5] (0:12.18)	0:59.62 [7] (0:12.13)	0:47.50 [7] (0:11.83)	0:35.66 [7] (0:11.37)	0:24.29 [7] (0:11.61)	0:12.68 [7] (0:12.68)
Average Speed [km/h]	50.4	61.3	58.3	59.1	61.1	64.1	62.4	57.2
Top Speed [km/h]	61.8	62.9	58.9	60.4	63.7	65.8	64.2	60.1
Avg. Dist. to Rail [m]	5.7	0.2	0.4	1.2	0.8	2.6	4.9	8.3
Avg. Stride Freq. [Hz]	2.3	2.3	2.2	2.2	2.3	2.4	2.4	2.3
Avg. Stride Length [m]	6.6	7.5	7.5	7.5	7.5	7.6	7.5	7.0



- [] Ranking at each section and finish
- :-:- No data available at this section
- NA No data available



Townsville QLD

Race 2: 2YO CLASSIC 6TH JUNE QTIS Two-Year-Old Maiden Handicap - 1000m

31 March 2026 - 1:46PM

Track Rating: Soft 5, Weather: Fine, Rail Position: +5.5m 1000m-W/Post, +3m Remainder



Field Times (Race Tempo) 0:56.77 (0:12.90) 0:43.87 (0:09.99) 0:33.88 (0:10.56) 0:23.32 (0:11.10) 0:12.22 (0:12.22)

Rank	TAB#	Horse	Overall Time	First 400m	Top Speed km/h (Section)	L1000	L800	L600	L400	L200			
	(BAR#)	Jockey	Margin (DT-W)	Last 600m	Fastest Section (Time)	Start - 800	800 - 600	600 - 400	400 - 200	200 - Finish			
1	6	Tambo's Sister	0:56.77	0:22.93	74.9 (800-600)	0:56.77	0:43.66 [3]	0:33.83 [3]	0:23.32 [1]	0:12.22 [1]			
	(1)	Lacey Morrison		0:33.84	800-600 (0:09.83)	(0:13.10)	(0:09.83)	(0:10.52)	(0:11.10)	(0:12.22)			
2	1	Ask Me Edi	0:56.97	0:22.89	74.0 (1000 - 800)	0:56.97	0:44.07 [1]	0:34.08 [1]	0:23.50 [2]	0:12.36 [2]			
	(9)	Wanderson D'Avila	1.2L (+1)	0:34.08	800-600 (0:09.99)	(0:12.90)	(0:09.99)	(0:10.58)	(0:11.14)	(0:12.36)			
3	10	Sixty Nine Grange	0:57.42	0:23.33	73.1 (800-600)	0:57.42	0:44.17 [6]	0:34.10 [4]	0:23.48 [3]	0:12.27 [3]			
	(6)	Ryan Wiggins	3.8L (-1)	0:34.10	800-600 (0:10.08)	(0:13.25)	(0:10.08)	(0:10.62)	(0:11.21)	(0:12.27)			
4	5	Scarlena	0:57.50	0:23.44	71.6 (800-600)	0:57.50	0:44.26 [5]	0:34.06 [6]	0:23.39 [5]	0:12.17 [4]			
	(3)	McKenzie Apel	4.3L (-1)	0:34.07	800-600 (0:10.20)	(0:13.24)	(0:10.20)	(0:10.68)	(0:11.22)	(0:12.17)			
5	14	Golden Glaze	0:57.79	0:23.51	71.6 (800-600)	0:57.79	0:44.35 [8]	0:34.28 [7]	0:23.58 [7]	0:12.25 [6]			
	(2)	Sean Cormack	6.0L (+2)	0:34.28	800-600 (0:10.07)	(0:13.44)	(0:10.07)	(0:10.70)	(0:11.33)	(0:12.25)			
6	2	Boomious	0:57.86	0:23.54	71.8 (800-600)	0:57.86	0:44.61 [6]	0:34.32 [8]	0:23.74 [6]	0:12.37 [5]			
	(5)	Aidan Holt	6.4L (+4)	0:34.32	800-600 (0:10.29)	(0:13.25)	(0:10.29)	(0:10.58)	(0:11.37)	(0:12.37)			
7	4	Raar	0:58.03	0:23.80	74.8 (800-600)	0:58.03	0:44.09 [10]	0:34.22 [10]	0:23.80 [8]	0:12.49 [7]			
	(7)	Nathan Thomas	7.4L (+1)	0:34.23	800-600 (0:09.86)	(0:13.94)	(0:09.86)	(0:10.43)	(0:11.31)	(0:12.49)			
8	3	Divine Soul	0:58.07	0:23.70	72.1 (800-600)	0:58.07	0:44.60 [9]	0:34.37 [9]	0:23.80 [9]	0:12.44 [9]			
	(8)	Olivia Kendal	7.7L (+4)	0:34.36	800-600 (0:10.23)	(0:13.47)	(0:10.23)	(0:10.56)	(0:11.36)	(0:12.44)			
9	11	Betta Win	0:58.69	0:23.40	73.3 (800-600)	0:58.69	0:45.50 [4]	0:35.29 [5]	0:24.63 [4]	0:13.11 [8]			
	(4)	Gabrielle Semmens	11.3L (+4)	0:35.29	800-600 (0:10.21)	(0:13.19)	(0:10.21)	(0:10.66)	(0:11.52)	(0:13.11)			
10	13	Good One Cecil	0:59.79	0:22.92	74.3 (800-600)	0:59.79	0:46.84 [2]	0:36.88 [2]	0:25.43 [10]	0:10.43 [10]			
	(10)	Chelsea Jokic	17.8L (+10)	0:36.88	800-600 (0:09.97)	(0:12.95)	(0:09.97)	(0:11.45)	(0:15.00)	(0:10.43)			

Scratched: Felipity (#7), Booming Belief (#8), Cryptic Mistress (#9), Ironroad Spirit (#12)

Report Created: Tue 31 March 2026

(Note: Races are conducted over an approximate distance as close as possible to the advertised distance, and recorded data may vary accordingly. Official times refer to race times only and do not include handicap times.)

[] Position in running at each section and finish TAB# Saddle cloth number

Fastest split

-:--:-- No data available at this section

BAR# Barrier/Gate Position

Fastest section

NA No data available

DNF Did not finish

DNT Did not track

DT-W Distance travelled compared to winner in metres

Horse/Jockey Name	Tambo's Sister/Lacey Morrison
Finish Rank	1
Fastest Section Time (Section)	0:09.83 (800-600)
Top Speed [km/h] (Section)	74.9 (800-600)
Race State	Finished



Townsville QLD --Professional-2026-03-31

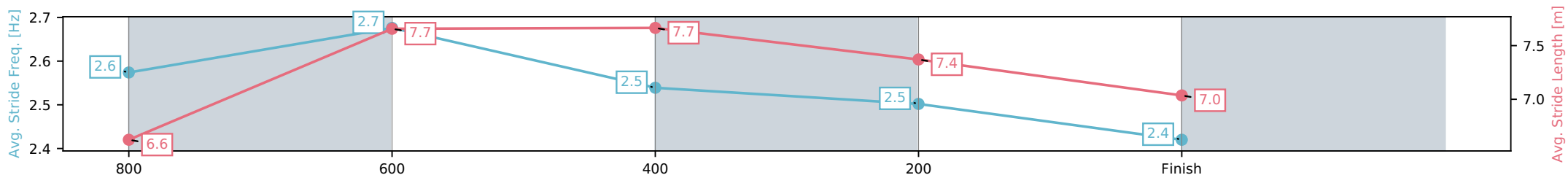
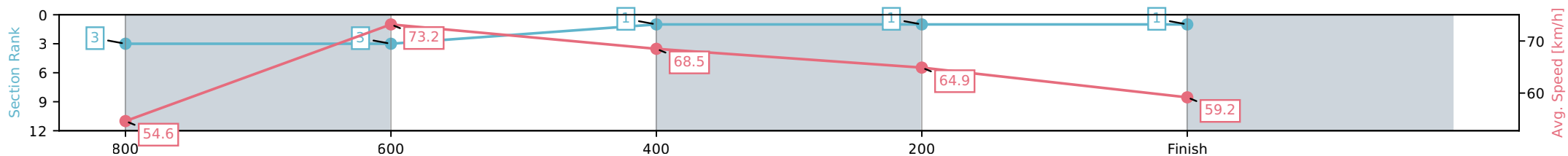
Race 2: 2YO CLASSIC 6TH JUNE QTIS Two-Year-Old Maiden Handicap - 1000m

31 March 2026 - 1:46PM

Track Rating: Soft 5, Weather: Fine, Rail Position: +5.5m 1000m-W/Post, +3m Remainder



Section	L1000	L800	L600	L400	L200
Section Times	0:56.77 (0:13.10)	0:43.66 [3] (0:09.83)	0:33.83 [1] (0:10.52)	0:23.32 [1] (0:11.10)	0:12.22 [1] (0:12.22)
Average Speed [km/h]	54.6	73.2	68.5	64.9	59.2
Top Speed [km/h]	71.6	74.9	71.4	66.5	63.8
Avg. Dist. to Rail [m]	3.6	0.8	0.3	1.6	1.8
Avg. Stride Freq. [Hz]	2.6	2.7	2.5	2.5	2.4
Avg. Stride Length [m]	6.6	7.7	7.7	7.4	7.0



[] Ranking at each section and finish
 -:-:- No data available at this section
 NA No data available

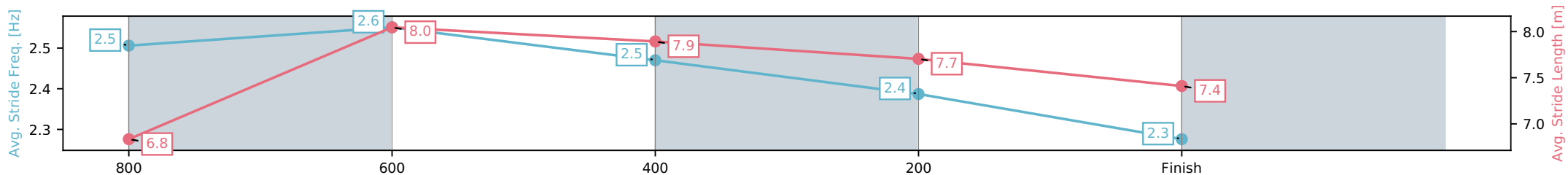
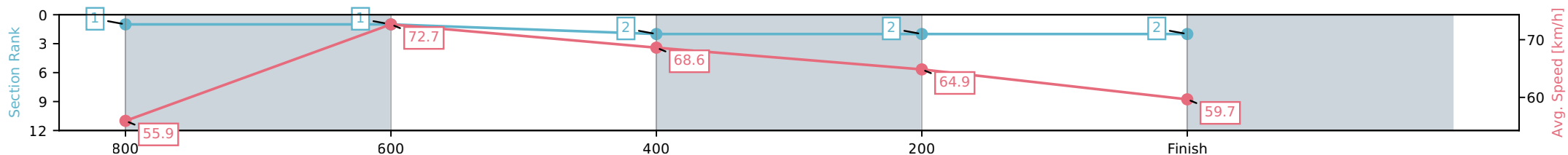
Horse/Jockey Name	Ask Me Edi/Wanderson D'Avila
Finish Rank	2
Fastest Section Time (Section)	0:09.99 (800-600)
Top Speed [km/h] (Section)	74.0 (1000 - 800)
Race State	Finished



Townsville QLD --Professional-2026-03-31
 Race 2: 2YO CLASSIC 6TH JUNE QTIS Two-Year-Old Maiden Handicap - 1000m
 31 March 2026 - 1:46PM
 Track Rating: Soft 5, Weather: Fine, Rail Position: +5.5m 1000m-W/Post, +3m Remainder



Section	L1000	L800	L600	L400	L200
Section Times	0:56.97 (0:12.90)	0:44.07 [1] (0:09.99)	0:34.08 [2] (0:10.58)	0:23.50 [2] (0:11.14)	0:12.36 [2] (0:12.36)
Average Speed [km/h]	55.9	72.7	68.6	64.9	59.7
Top Speed [km/h]	74.0	74.0	70.6	67.0	62.0
Avg. Dist. to Rail [m]	9.0	2.3	1.6	3.1	3.0
Avg. Stride Freq. [Hz]	2.5	2.6	2.5	2.4	2.3
Avg. Stride Length [m]	6.8	8.0	7.9	7.7	7.4



- [] Ranking at each section and finish
- :-:- No data available at this section
- NA No data available

Horse/Jockey Name	Sixty Nine Grange/Ryan Wiggins
Finish Rank	3
Fastest Section Time (Section)	0:10.08 (800-600)
Top Speed [km/h] (Section)	73.1 (800-600)
Race State	Finished



Townsville QLD --Professional-2026-03-31

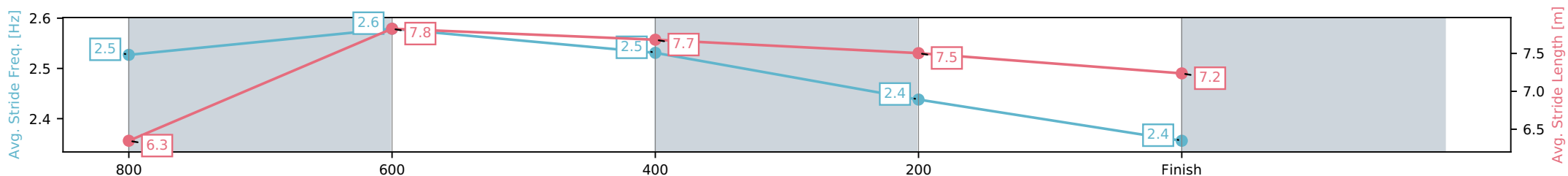
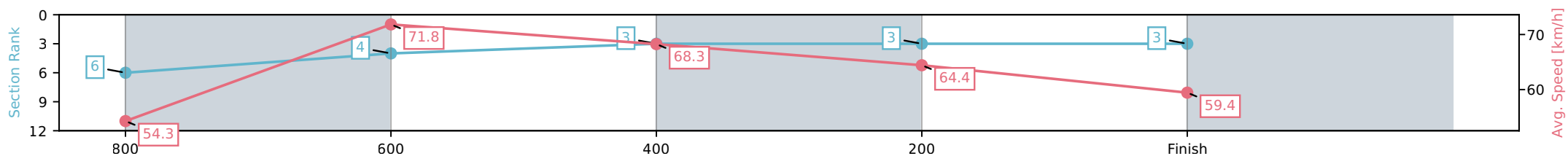
Race 2: 2YO CLASSIC 6TH JUNE QTIS Two-Year-Old Maiden Handicap - 1000m

31 March 2026 - 1:46PM

Track Rating: Soft 5, Weather: Fine, Rail Position: +5.5m 1000m-W/Post, +3m Remainder



Section	L1000	L800	L600	L400	L200
Section Times	0:57.42 (0:13.25)	0:44.17 [4] (0:10.08)	0:34.10 [3] (0:10.62)	0:23.48 [3] (0:11.21)	0:12.27 [3] (0:12.27)
Average Speed [km/h]	54.3	71.8	68.3	64.4	59.4
Top Speed [km/h]	71.9	73.1	71.6	66.3	62.1
Avg. Dist. to Rail [m]	5.0	1.5	1.4	2.9	4.5
Avg. Stride Freq. [Hz]	2.5	2.6	2.5	2.4	2.4
Avg. Stride Length [m]	6.3	7.8	7.7	7.5	7.2



- [] Ranking at each section and finish
- :-:- No data available at this section
- NA No data available

Horse/Jockey Name	Scarlena/McKenzie Apel
Finish Rank	4
Fastest Section Time (Section)	0:10.20 (800-600)
Top Speed [km/h] (Section)	71.6 (800-600)
Race State	Finished



Townsville QLD --Professional-2026-03-31

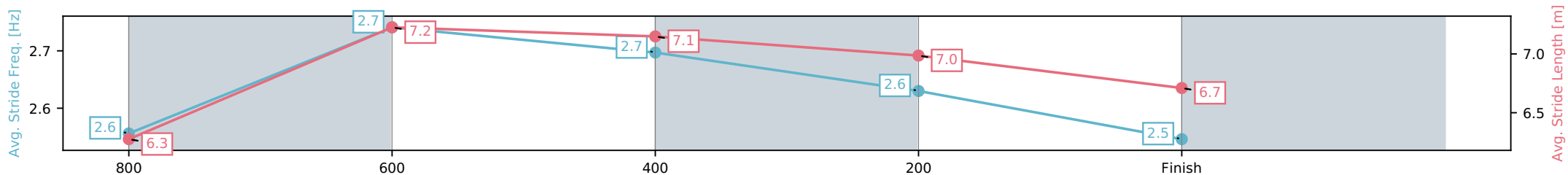
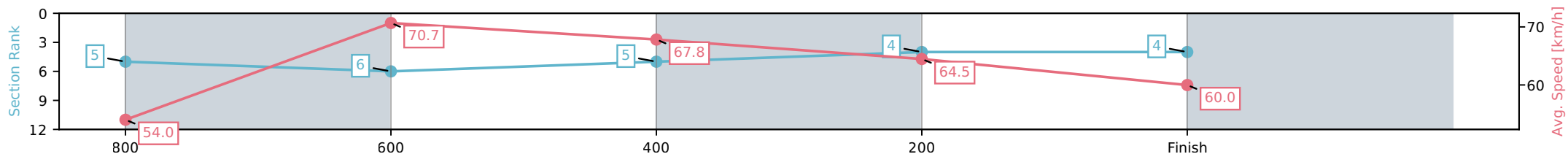
Race 2: 2YO CLASSIC 6TH JUNE QTIS Two-Year-Old Maiden Handicap - 1000m

31 March 2026 - 1:46PM

Track Rating: Soft 5, Weather: Fine, Rail Position: +5.5m 1000m-W/Post, +3m Remainder



Section	L1000	L800	L600	L400	L200
Section Times	0:57.50 (0:13.24)	0:44.26 [6] (0:10.20)	0:34.06 [5] (0:10.68)	0:23.39 [4] (0:11.22)	0:12.17 [4] (0:12.17)
Average Speed [km/h]	54.0	70.7	67.8	64.5	60.0
Top Speed [km/h]	69.8	71.6	70.7	66.5	61.8
Avg. Dist. to Rail [m]	2.9	0.4	1.2	4.1	5.7
Avg. Stride Freq. [Hz]	2.6	2.7	2.7	2.6	2.5
Avg. Stride Length [m]	6.3	7.2	7.1	7.0	6.7



- [] Ranking at each section and finish
- :-:- No data available at this section
- NA No data available

Horse/Jockey Name	Golden Glaze/Sean Cormack
Finish Rank	5
Fastest Section Time (Section)	0:10.07 (800-600)
Top Speed [km/h] (Section)	71.6 (800-600)
Race State	Finished



Townsville QLD --Professional-2026-03-31

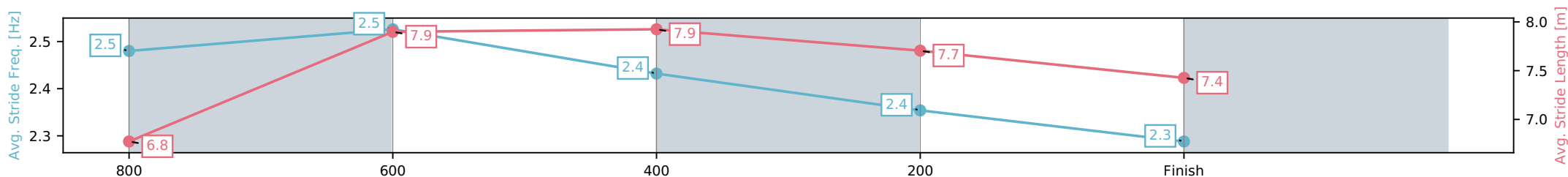
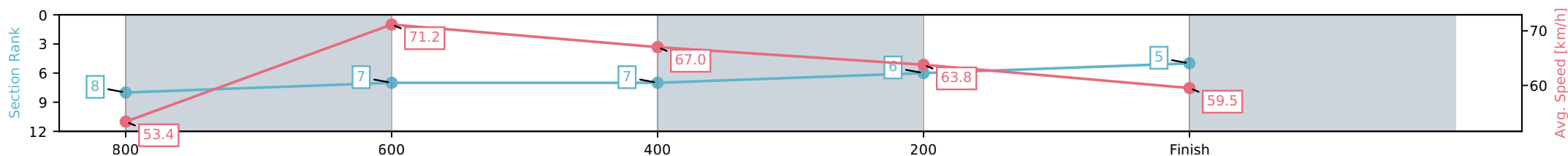
Race 2: 2YO CLASSIC 6TH JUNE QTIS Two-Year-Old Maiden Handicap - 1000m

31 March 2026 - 1:46PM

Track Rating: Soft 5, Weather: Fine, Rail Position: +5.5m 1000m-W/Post, +3m Remainder



Section	L1000	L800	L600	L400	L200
Section Times	0:57.79 (0:13.44)	0:44.35 [7] (0:10.07)	0:34.28 [7] (0:10.70)	0:23.58 [6] (0:11.33)	0:12.25 [5] (0:12.25)
Average Speed [km/h]	53.4	71.2	67.0	63.8	59.5
Top Speed [km/h]	70.1	71.6	71.0	64.8	61.7
Avg. Dist. to Rail [m]	2.2	1.2	1.8	3.3	3.0
Avg. Stride Freq. [Hz]	2.5	2.5	2.4	2.4	2.3
Avg. Stride Length [m]	6.8	7.9	7.9	7.7	7.4



- [] Ranking at each section and finish
- :-:- No data available at this section
- NA No data available

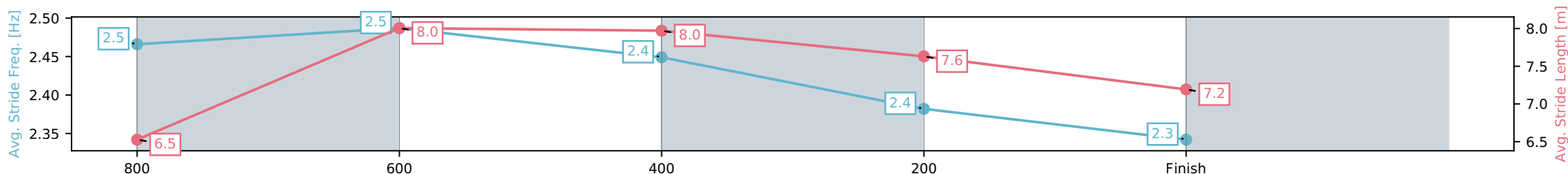
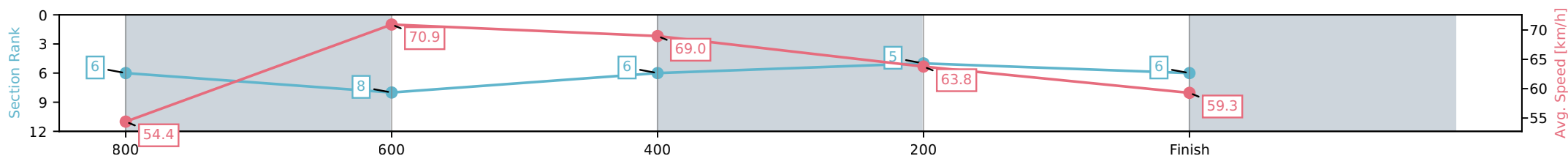
Horse/Jockey Name	Boomious/Aidan Holt
Finish Rank	6
Fastest Section Time (Section)	0:10.29 (800-600)
Top Speed [km/h] (Section)	71.8 (800-600)
Race State	Finished



Townsville QLD --Professional-2026-03-31
 Race 2: 2YO CLASSIC 6TH JUNE QTIS Two-Year-Old Maiden Handicap - 1000m
 31 March 2026 - 1:46PM
 Track Rating: Soft 5, Weather: Fine, Rail Position: +5.5m 1000m-W/Post, +3m Remainder



Section	L1000	L800	L600	L400	L200
Section Times	0:57.86 (0:13.25)	0:44.61 [8] (0:10.29)	0:34.32 [6] (0:10.58)	0:23.74 [5] (0:11.37)	0:12.37 [6] (0:12.37)
Average Speed [km/h]	54.4	70.9	69.0	63.8	59.3
Top Speed [km/h]	69.9	71.8	70.8	67.3	61.7
Avg. Dist. to Rail [m]	5.9	3.5	2.9	5.1	6.2
Avg. Stride Freq. [Hz]	2.5	2.5	2.4	2.4	2.3
Avg. Stride Length [m]	6.5	8.0	8.0	7.6	7.2



- [] Ranking at each section and finish
- :-:- No data available at this section
- NA No data available

Horse/Jockey Name	Raar/Nathan Thomas
Finish Rank	7
Fastest Section Time (Section)	0:09.86 (800-600)
Top Speed [km/h] (Section)	74.8 (800-600)
Race State	Finished



Townsville QLD --Professional-2026-03-31

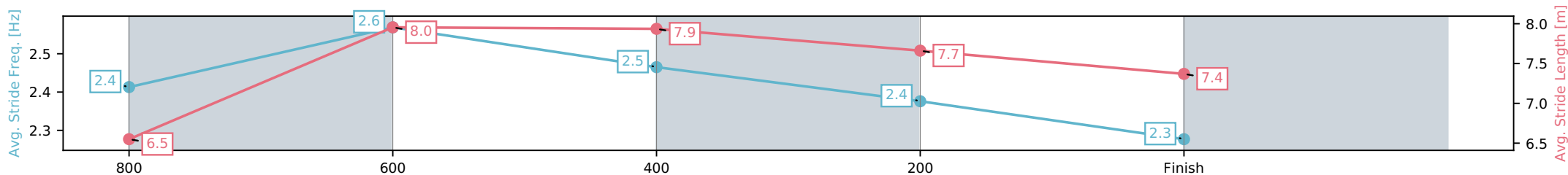
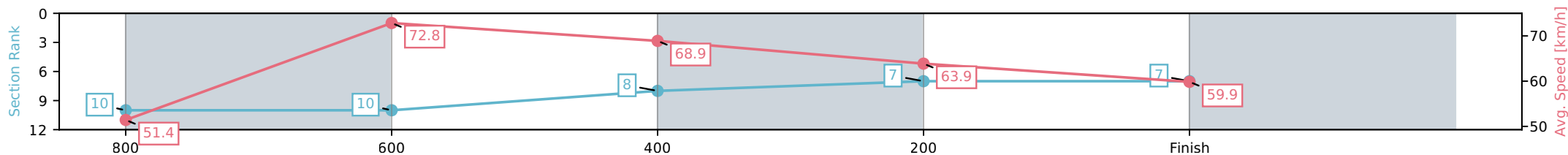
Race 2: 2YO CLASSIC 6TH JUNE QTIS Two-Year-Old Maiden Handicap - 1000m

31 March 2026 - 1:46PM

Track Rating: Soft 5, Weather: Fine, Rail Position: +5.5m 1000m-W/Post, +3m Remainder



Section	L1000	L800	L600	L400	L200
Section Times	0:58.03 (0:13.94)	0:44.09 [10] (0:09.86)	0:34.22 [8] (0:10.43)	0:23.80 [7] (0:11.31)	0:12.49 [7] (0:12.49)
Average Speed [km/h]	51.4	72.8	68.9	63.9	59.9
Top Speed [km/h]	71.8	74.8	72.1	66.7	61.6
Avg. Dist. to Rail [m]	6.3	1.1	0.5	2.7	4.0
Avg. Stride Freq. [Hz]	2.4	2.6	2.5	2.4	2.3
Avg. Stride Length [m]	6.5	8.0	7.9	7.7	7.4



- [] Ranking at each section and finish
- :-:- No data available at this section
- NA No data available

Horse/Jockey Name	Divine Soul/Olivia Kendal
Finish Rank	8
Fastest Section Time (Section)	0:10.23 (800-600)
Top Speed [km/h] (Section)	72.1 (800-600)
Race State	Finished



Townsville QLD --Professional-2026-03-31

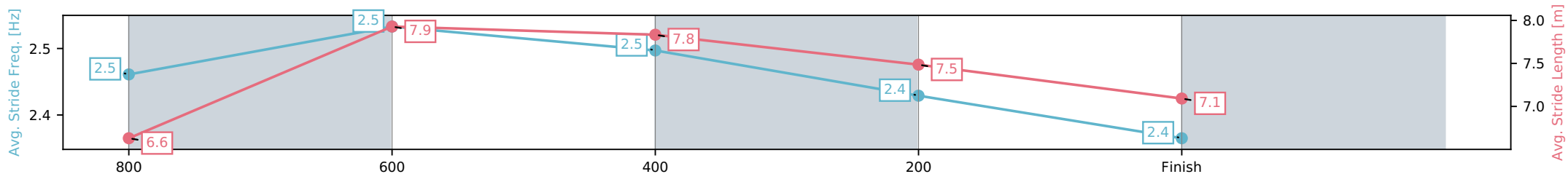
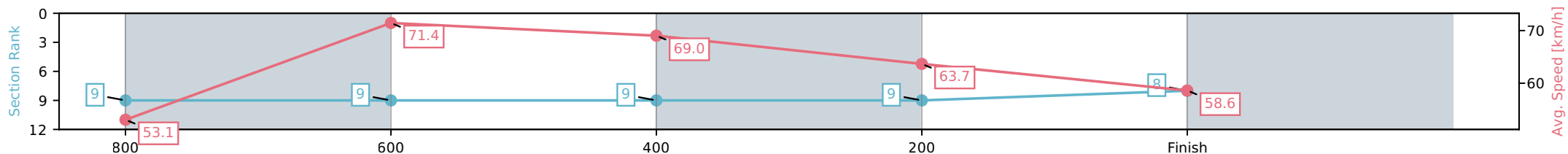
Race 2: 2YO CLASSIC 6TH JUNE QTIS Two-Year-Old Maiden Handicap - 1000m

31 March 2026 - 1:46PM

Track Rating: Soft 5, Weather: Fine, Rail Position: +5.5m 1000m-W/Post, +3m Remainder



Section	L1000	L800	L600	L400	L200
Section Times	0:58.07 (0:13.47)	0:44.60 [9] (0:10.23)	0:34.37 [9] (0:10.56)	0:23.80 [9] (0:11.36)	0:12.44 [8] (0:12.44)
Average Speed [km/h]	53.1	71.4	69.0	63.7	58.6
Top Speed [km/h]	71.0	72.1	70.7	67.1	61.0
Avg. Dist. to Rail [m]	8.5	4.0	2.6	4.6	6.8
Avg. Stride Freq. [Hz]	2.5	2.5	2.5	2.4	2.4
Avg. Stride Length [m]	6.6	7.9	7.8	7.5	7.1



- [] Ranking at each section and finish
- :-:- No data available at this section
- NA No data available

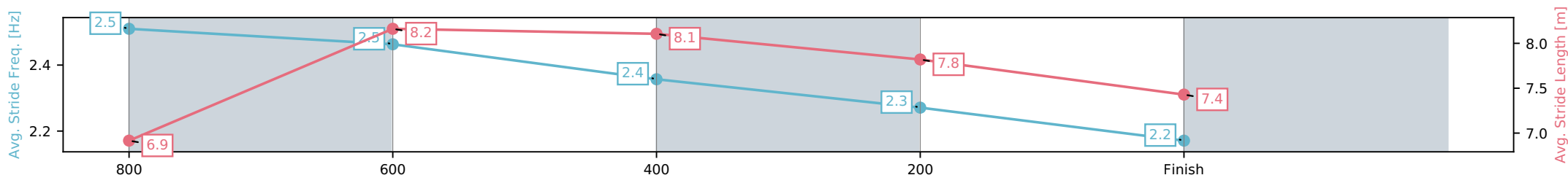
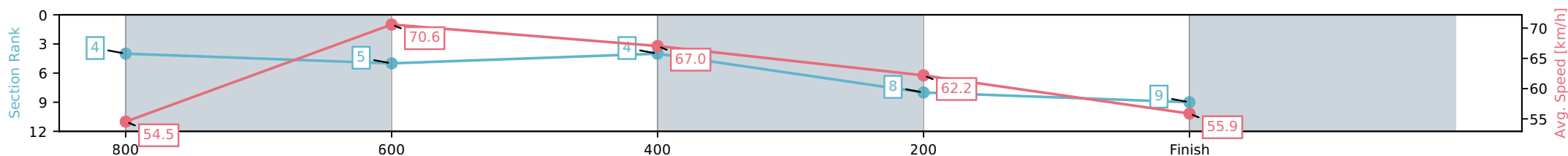
Horse/Jockey Name	Betta Win/Gabrielle Semmens
Finish Rank	9
Fastest Section Time (Section)	0:10.21 (800-600)
Top Speed [km/h] (Section)	73.3 (800-600)
Race State	Finished



Townsville QLD --Professional-2026-03-31
 Race 2: 2YO CLASSIC 6TH JUNE QTIS Two-Year-Old Maiden Handicap - 1000m
 31 March 2026 - 1:46PM
 Track Rating: Soft 5, Weather: Fine, Rail Position: +5.5m 1000m-W/Post, +3m Remainder



Section	L1000	L800	L600	L400	L200
Section Times	0:58.69 (0:13.19)	0:45.50 [5] (0:10.21)	0:35.29 [4] (0:10.66)	0:24.63 [8] (0:11.52)	0:13.11 [9] (0:13.11)
Average Speed [km/h]	54.5	70.6	67.0	62.2	55.9
Top Speed [km/h]	72.9	73.3	68.5	65.4	59.1
Avg. Dist. to Rail [m]	3.5	0.6	1.7	1.3	0.9
Avg. Stride Freq. [Hz]	2.5	2.5	2.4	2.3	2.2
Avg. Stride Length [m]	6.9	8.2	8.1	7.8	7.4



- [] Ranking at each section and finish
- :-:- No data available at this section
- NA No data available

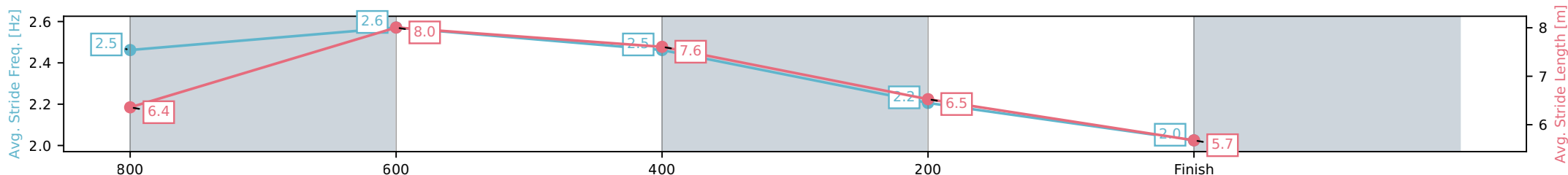
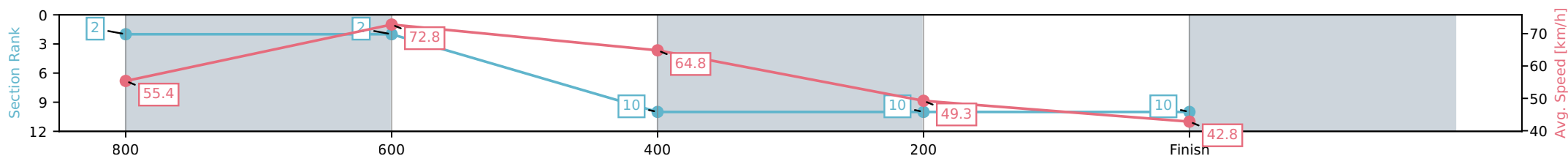
Horse/Jockey Name	Good One Cecil/Chelsea Jokic
Finish Rank	10
Fastest Section Time (Section)	0:09.97 (800-600)
Top Speed [km/h] (Section)	74.3 (800-600)
Race State	Finished



Townsville QLD --Professional-2026-03-31
 Race 2: 2YO CLASSIC 6TH JUNE QTIS Two-Year-Old Maiden Handicap - 1000m
 31 March 2026 - 1:46PM
 Track Rating: Soft 5, Weather: Fine, Rail Position: +5.5m 1000m-W/Post, +3m Remainder



Section	L1000	L800	L600	L400	L200
Section Times	0:59.79 (0:12.95)	0:46.84 [2] (0:09.97)	0:36.88 [10] (0:11.45)	0:25.43 [10] (0:15.00)	0:10.43 [10] (0:10.43)
Average Speed [km/h]	55.4	72.8	64.8	49.3	42.8
Top Speed [km/h]	73.9	74.3	70.0	56.5	44.5
Avg. Dist. to Rail [m]	9.8	2.4	6.3	12.9	11.5
Avg. Stride Freq. [Hz]	2.5	2.6	2.5	2.2	2.0
Avg. Stride Length [m]	6.4	8.0	7.6	6.5	5.7



- [] Ranking at each section and finish
- :-:- No data available at this section
- NA No data available



Townsville QLD

Race 3: MITAVITE Maiden Handicap (QTIS bonuses applicable 2&3YO's only) - 1200m

31 March 2026 - 2:20PM

Track Rating: Soft 5, Weather: Fine, Rail Position: +5.5m 1000m-W/Post, +3m Remainder



Field Times (Race Tempo) 1:10.62 0:57.11 0:46.60 0:35.51 0:23.80 0:12.06
 (0:13.51) (0:10.51) (0:11.09) (0:11.70) (0:11.74) (0:12.06)

Rank	TAB#	Horse	Overall Time	First 400m	Top Speed km/h (Section)	L1200	L1000	L800	L600	L400	L200		
	(BAR#)	Jockey	Margin (DT-W)	Last 600m	Fastest Section (Time)	Start - 1000	1000 - 800	800 - 600	600 - 400	400 - 200	200 - Finish		
1	1	She's A Beauty	1:10.62	0:24.20	68.8 (1200 - 1000)	1:10.62	0:57.06 [4]	0:46.42 [2]	0:35.27 [2]	0:23.54 [2]	0:12.06 [1]		
	(5)	Ryan Wiggins		0:35.28	1000-800 (0:10.64)	(0:13.56)	(0:10.64)	(0:11.14)	(0:11.74)	(0:11.48)	(0:12.06)		
2	15	Shadyvale Al	1:11.09	0:24.72	67.6 (800-600)	1:11.09	0:57.19 [6]	0:46.38 [5]	0:35.29 [5]	0:23.86 [5]	0:12.32 [3]		
	(3)	Ivo Fry	2.8L (+6)	0:35.29	1000-800 (0:10.82)	(0:13.90)	(0:10.82)	(0:11.09)	(0:11.43)	(0:11.54)	(0:12.32)		
3	11	Amber Affair	1:11.13	0:25.13	68.1 (800-600)	1:11.13	0:57.13 [8]	0:46.00 [8]	0:35.18 [8]	0:23.76 [7]	0:12.23 [5]		
	(11)	Olivia Kendal	3.0L (+6)	0:35.19	800-600 (0:10.82)	(0:14.00)	(0:11.13)	(0:10.82)	(0:11.42)	(0:11.54)	(0:12.23)		
4	3	Arancia	1:11.17	0:24.03	69.3 (1200 - 1000)	1:11.17	0:57.63 [2]	0:47.15 [1]	0:36.06 [1]	0:24.36 [1]	0:12.49 [2]		
	(4)	Gabrielle Semmens	3.2L (+12)	0:36.06	1000-800 (0:10.49)	(0:13.54)	(0:10.49)	(0:11.09)	(0:11.70)	(0:11.87)	(0:12.49)		
5	13	Oscar Boobie	1:11.30	0:24.32	68.1 (1000-800)	1:11.30	0:57.79 [1]	0:46.98 [3]	0:35.94 [3]	0:24.18 [3]	0:12.45 [4]		
	(10)	Courtney Bellamy	4.0L (+6)	0:35.94	1000-800 (0:10.81)	(0:13.51)	(0:10.81)	(0:11.04)	(0:11.77)	(0:11.72)	(0:12.45)		
6	14	Princess Shanghai	1:11.34	0:25.08	67.1 (800-600)	1:11.34	0:57.39 [7]	0:46.26 [7]	0:35.44 [6]	0:23.96 [8]	0:12.42 [6]		
	(8)	Wanderson D'Avila	4.2L (+3)	0:35.44	800-600 (0:10.82)	(0:13.95)	(0:11.13)	(0:10.82)	(0:11.47)	(0:11.55)	(0:12.42)		
7	8	Belinda's Rubi	1:11.40	0:24.93	67.2 (800-600)	1:11.40	0:57.66 [5]	0:46.46 [6]	0:35.48 [7]	0:23.97 [9]	0:12.38 [9]		
	(9)	Chris Whiteley	4.6L (+4)	0:35.48	800-600 (0:10.99)	(0:13.74)	(0:11.19)	(0:10.99)	(0:11.51)	(0:11.59)	(0:12.38)		
8	6	Royal Edition	1:11.55	0:25.22	68.5 (800-600)	1:11.55	0:57.36 [9]	0:46.33 [9]	0:35.59 [9]	0:24.21 [6]	0:12.54 [8]		
	(6)	Tahlia Fenlon	5.5L (+8)	0:35.59	800-600 (0:10.74)	(0:14.19)	(0:11.03)	(0:10.74)	(0:11.39)	(0:11.66)	(0:12.54)		
9	10	Jot Girl	1:11.65	0:25.25	67.5 (800-600)	1:11.65	0:57.36 [10]	0:46.40 [10]	0:35.48 [10]	0:23.98 [10]	0:12.46 [10]		
	(1)	Lacey Morrison	6.0L (+5)	0:35.48	800-600 (0:10.92)	(0:14.29)	(0:10.96)	(0:10.92)	(0:11.50)	(0:11.52)	(0:12.46)		
10	4	Elegant Venus	1:11.94	0:25.38	68.2 (800-600)	1:11.94	0:57.63 [11]	0:46.56 [11]	0:35.73 [11]	0:24.25 [11]	0:12.64 [11]		
	(7)	Nathan Thomas	7.7L (+8)	0:35.72	800-600 (0:10.83)	(0:14.31)	(0:11.07)	(0:10.83)	(0:11.47)	(0:11.61)	(0:12.64)		

Scratched: Moonya Lad (#2), Zomoreya (#5), Wants To Tango (#7), High Sobriety (#12)

Report Created: Tue 31 March 2026

(Note: Races are conducted over an approximate distance as close as possible to the advertised distance, and recorded data may vary accordingly. Official times refer to race times only and do not include handicap times.)

[] Position in running at each section and finish TAB# Saddle cloth number

Fastest split

-:--:-- No data available at this section

BAR# Barrier/Gate Position

Fastest section

NA No data available

DNF Did not finish

DNT Did not track

DT-W Distance travelled compared to winner in metres

Horse/Jockey Name	She's A Beauty/Ryan Wiggins
Finish Rank	1
Fastest Section Time (Section)	0:10.64 (1000-800)
Top Speed [km/h] (Section)	68.8 (1200 - 1000)
Race State	Finished



Townsville QLD --Professional-2026-03-31

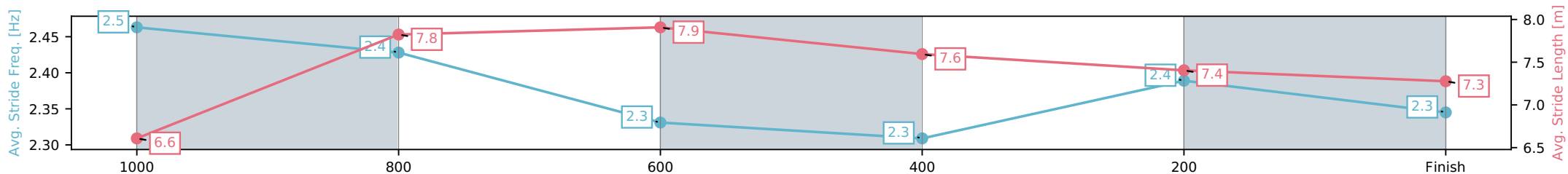
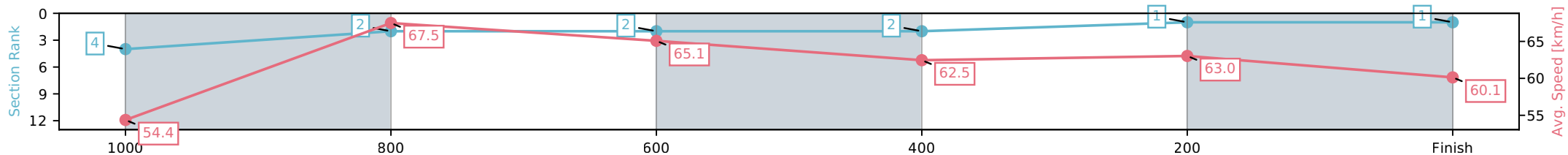
Race 3: MITAVITE Maiden Handicap (QTIS bonuses applicable 2&3YO's only) - 1200m

31 March 2026 - 2:20PM

Track Rating: Soft 5, Weather: Fine, Rail Position: +5.5m 1000m-W/Post, +3m Remainder



Section	L1200	L1000	L800	L600	L400	L200
Section Times	1:10.62 (0:13.56)	0:57.06 [2] (0:10.64)	0:46.42 [2] (0:11.14)	0:35.27 [2] (0:11.74)	0:23.54 [1] (0:11.48)	0:12.06 [1] (0:12.06)
Average Speed [km/h]	54.4	67.5	65.1	62.5	63.0	60.1
Top Speed [km/h]	68.8	68.1	66.6	63.6	64.4	63.1
Avg. Dist. to Rail [m]	4.0	0.6	1.4	3.8	2.2	1.3
Avg. Stride Freq. [Hz]	2.5	2.4	2.3	2.3	2.4	2.3
Avg. Stride Length [m]	6.6	7.8	7.9	7.6	7.4	7.3



- [] Ranking at each section and finish
- :-:- No data available at this section
- NA No data available

Horse/Jockey Name	Shadyvale Al/Ivo Fry
Finish Rank	2
Fastest Section Time (Section)	0:10.82 (1000-800)
Top Speed [km/h] (Section)	67.6 (800-600)
Race State	Finished



Townsville QLD --Professional-2026-03-31

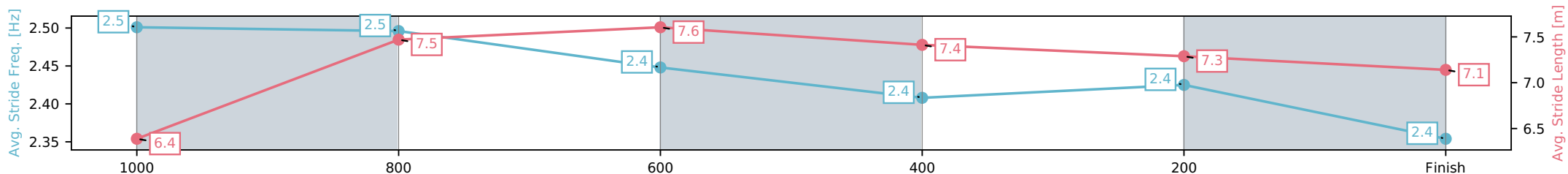
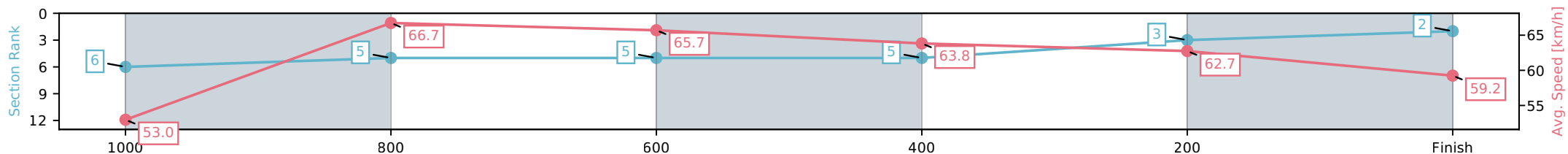
Race 3: MITAVITE Maiden Handicap (QTIS bonuses applicable 2&3YO's only) - 1200m

31 March 2026 - 2:20PM

Track Rating: Soft 5, Weather: Fine, Rail Position: +5.5m 1000m-W/Post, +3m Remainder



Section	L1200	L1000	L800	L600	L400	L200
Section Times	1:11.09 (0:13.90)	0:57.19 [5] (0:10.82)	0:46.38 [5] (0:11.09)	0:35.29 [5] (0:11.43)	0:23.86 [3] (0:11.54)	0:12.32 [2] (0:12.32)
Average Speed [km/h]	53.0	66.7	65.7	63.8	62.7	59.2
Top Speed [km/h]	64.7	67.3	67.6	65.6	64.9	61.8
Avg. Dist. to Rail [m]	4.5	1.0	2.3	2.9	3.6	2.7
Avg. Stride Freq. [Hz]	2.5	2.5	2.4	2.4	2.4	2.4
Avg. Stride Length [m]	6.4	7.5	7.6	7.4	7.3	7.1



[] Ranking at each section and finish
 -:-:- No data available at this section
 NA No data available

Horse/Jockey Name	Amber Affair/Olivia Kendal
Finish Rank	3
Fastest Section Time (Section)	0:10.82 (800-600)
Top Speed [km/h] (Section)	68.1 (800-600)
Race State	Finished



Townsville QLD --Professional-2026-03-31

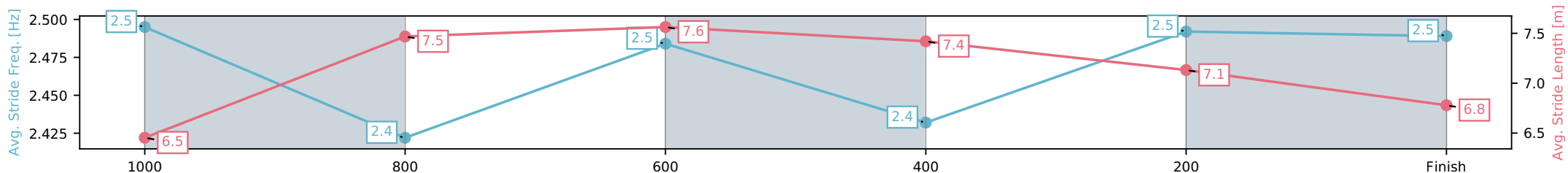
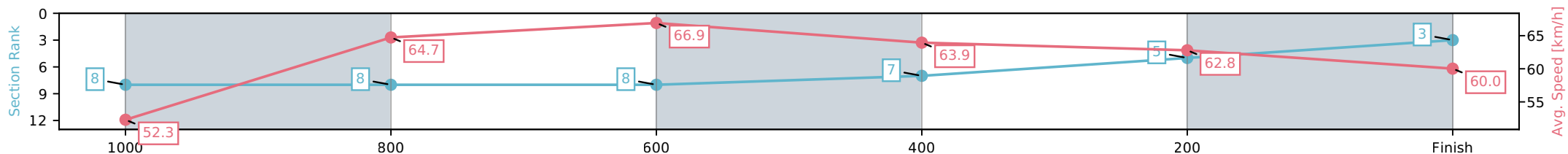
Race 3: MITAVITE Maiden Handicap (QTIS bonuses applicable 2&3YO's only) - 1200m

31 March 2026 - 2:20PM

Track Rating: Soft 5, Weather: Fine, Rail Position: +5.5m 1000m-W/Post, +3m Remainder



Section	L1200	L1000	L800	L600	L400	L200
Section Times	1:11.13 (0:14.00)	0:57.13 [8] (0:11.13)	0:46.00 [8] (0:10.82)	0:35.18 [7] (0:11.42)	0:23.76 [5] (0:11.54)	0:12.23 [3] (0:12.23)
Average Speed [km/h]	52.3	64.7	66.9	63.9	62.8	60.0
Top Speed [km/h]	63.2	65.8	68.1	64.8	64.0	62.4
Avg. Dist. to Rail [m]	9.7	0.9	1.3	2.8	4.7	5.9
Avg. Stride Freq. [Hz]	2.5	2.4	2.5	2.4	2.5	2.5
Avg. Stride Length [m]	6.5	7.5	7.6	7.4	7.1	6.8



- [] Ranking at each section and finish
- :-:- No data available at this section
- NA No data available

Horse/Jockey Name	Arancia/Gabrielle Semmens
Finish Rank	4
Fastest Section Time (Section)	0:10.49 (1000-800)
Top Speed [km/h] (Section)	69.3 (1200 - 1000)
Race State	Finished



Townsville QLD --Professional-2026-03-31

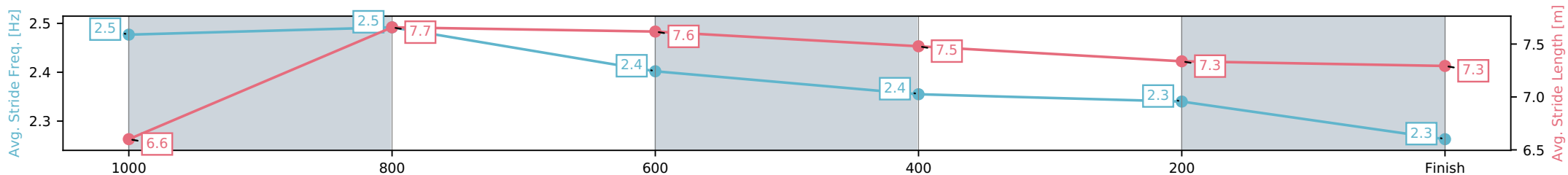
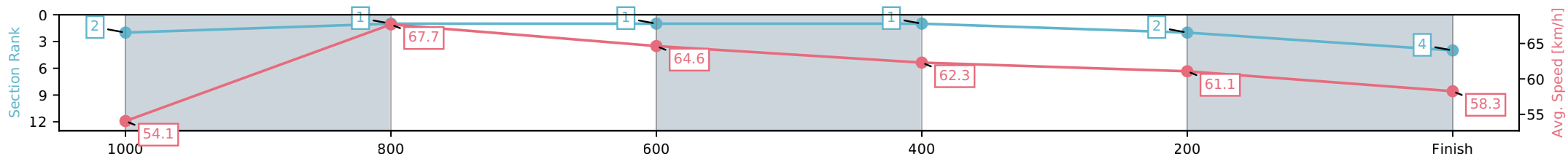
Race 3: MITAVITE Maiden Handicap (QTIS bonuses applicable 2&3YO's only) - 1200m

31 March 2026 - 2:20PM

Track Rating: Soft 5, Weather: Fine, Rail Position: +5.5m 1000m-W/Post, +3m Remainder



Section	L1200	L1000	L800	L600	L400	L200
Section Times	1:11.17 (0:13.54)	0:57.63 [1] (0:10.49)	0:47.15 [1] (0:11.09)	0:36.06 [1] (0:11.70)	0:24.36 [2] (0:11.87)	0:12.49 [4] (0:12.49)
Average Speed [km/h]	54.1	67.7	64.6	62.3	61.1	58.3
Top Speed [km/h]	69.3	68.7	66.6	63.7	62.7	59.7
Avg. Dist. to Rail [m]	4.4	2.7	1.0	2.6	2.6	1.1
Avg. Stride Freq. [Hz]	2.5	2.5	2.4	2.4	2.3	2.3
Avg. Stride Length [m]	6.6	7.7	7.6	7.5	7.3	7.3



- [] Ranking at each section and finish
- :-:- No data available at this section
- NA No data available

Horse/Jockey Name	Oscar Booie/Courtney Bellamy
Finish Rank	5
Fastest Section Time (Section)	0:10.81 (1000-800)
Top Speed [km/h] (Section)	68.1 (1000-800)
Race State	Finished



Townsville QLD --Professional-2026-03-31

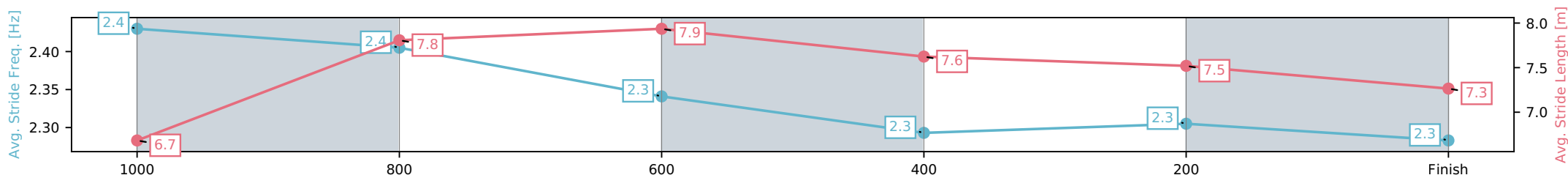
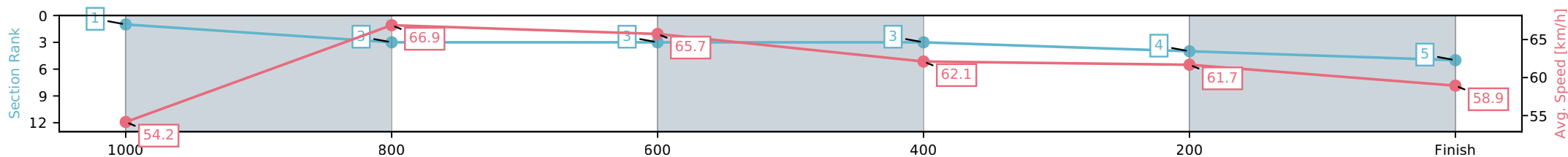
Race 3: MITAVITE Maiden Handicap (QTIS bonuses applicable 2&3YO's only) - 1200m

31 March 2026 - 2:20PM

Track Rating: Soft 5, Weather: Fine, Rail Position: +5.5m 1000m-W/Post, +3m Remainder



Section	L1200	L1000	L800	L600	L400	L200
Section Times	1:11.30 (0:13.51)	0:57.79 [3] (0:10.81)	0:46.98 [3] (0:11.04)	0:35.94 [3] (0:11.77)	0:24.18 [4] (0:11.72)	0:12.45 [5] (0:12.45)
Average Speed [km/h]	54.2	66.9	65.7	62.1	61.7	58.9
Top Speed [km/h]	67.7	68.1	67.7	63.0	62.4	61.8
Avg. Dist. to Rail [m]	9.0	0.9	1.7	2.9	2.9	3.0
Avg. Stride Freq. [Hz]	2.4	2.4	2.3	2.3	2.3	2.3
Avg. Stride Length [m]	6.7	7.8	7.9	7.6	7.5	7.3



- [] Ranking at each section and finish
- :-:- No data available at this section
- NA No data available

Horse/Jockey Name	Princess Shanghai/Wanderson D'Avila
Finish Rank	6
Fastest Section Time (Section)	0:10.82 (800-600)
Top Speed [km/h] (Section)	67.1 (800-600)
Race State	Finished



Townsville QLD --Professional-2026-03-31

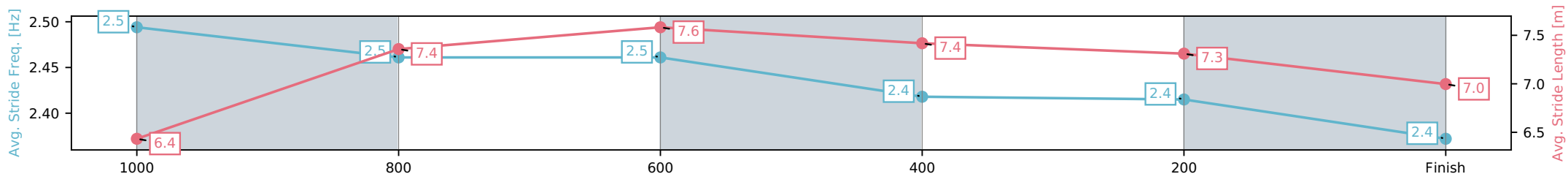
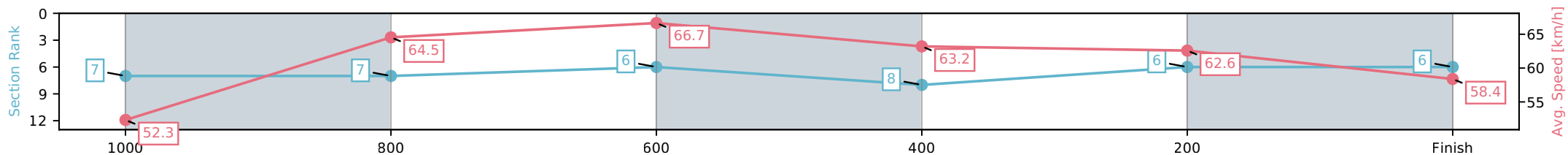
Race 3: MITAVITE Maiden Handicap (QTIS bonuses applicable 2&3YO's only) - 1200m

31 March 2026 - 2:20PM

Track Rating: Soft 5, Weather: Fine, Rail Position: +5.5m 1000m-W/Post, +3m Remainder



Section	L1200	L1000	L800	L600	L400	L200
Section Times	1:11.34 (0:13.95)	0:57.39 [7] (0:11.13)	0:46.26 [6] (0:10.82)	0:35.44 [8] (0:11.47)	0:23.96 [6] (0:11.55)	0:12.42 [6] (0:12.42)
Average Speed [km/h]	52.3	64.5	66.7	63.2	62.6	58.4
Top Speed [km/h]	64.6	64.9	67.1	66.0	64.1	61.7
Avg. Dist. to Rail [m]	6.6	0.8	0.6	1.4	2.6	1.6
Avg. Stride Freq. [Hz]	2.5	2.5	2.5	2.4	2.4	2.4
Avg. Stride Length [m]	6.4	7.4	7.6	7.4	7.3	7.0



- [] Ranking at each section and finish
- :-:- No data available at this section
- NA No data available

Horse/Jockey Name	Belinda's Rubi/Chris Whiteley
Finish Rank	7
Fastest Section Time (Section)	0:10.99 (800-600)
Top Speed [km/h] (Section)	67.2 (800-600)
Race State	Finished



Townsville QLD --Professional-2026-03-31

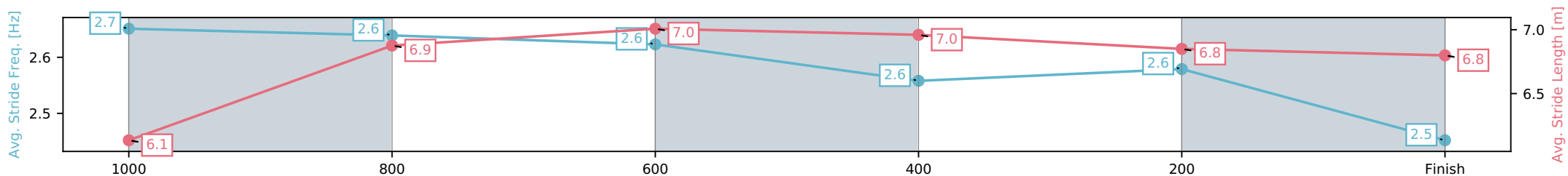
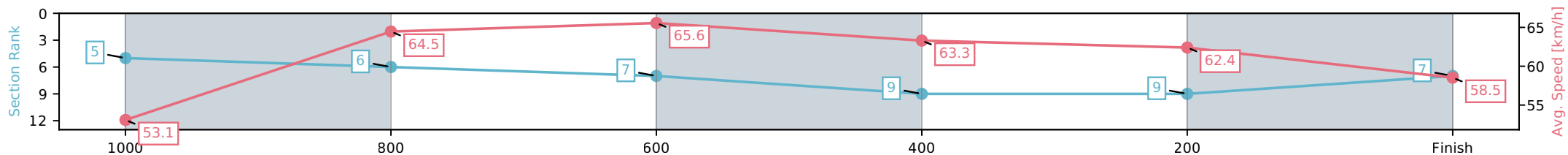
Race 3: MITAVITE Maiden Handicap (QTIS bonuses applicable 2&3YO's only) - 1200m

31 March 2026 - 2:20PM

Track Rating: Soft 5, Weather: Fine, Rail Position: +5.5m 1000m-W/Post, +3m Remainder



Section	L1200	L1000	L800	L600	L400	L200
Section Times	1:11.40 (0:13.74)	0:57.66 [6] (0:11.19)	0:46.46 [7] (0:10.99)	0:35.48 [9] (0:11.51)	0:23.97 [9] (0:11.59)	0:12.38 [7] (0:12.38)
Average Speed [km/h]	53.1	64.5	65.6	63.3	62.4	58.5
Top Speed [km/h]	65.5	65.6	67.2	65.8	64.9	61.7
Avg. Dist. to Rail [m]	7.7	0.8	0.2	2.2	3.5	4.8
Avg. Stride Freq. [Hz]	2.7	2.6	2.6	2.6	2.6	2.5
Avg. Stride Length [m]	6.1	6.9	7.0	7.0	6.8	6.8



- [] Ranking at each section and finish
- :-:- No data available at this section
- NA No data available

Horse/Jockey Name	Royal Edition/Tahlia Fenlon
Finish Rank	8
Fastest Section Time (Section)	0:10.74 (800-600)
Top Speed [km/h] (Section)	68.5 (800-600)
Race State	Finished



Townsville QLD --Professional-2026-03-31

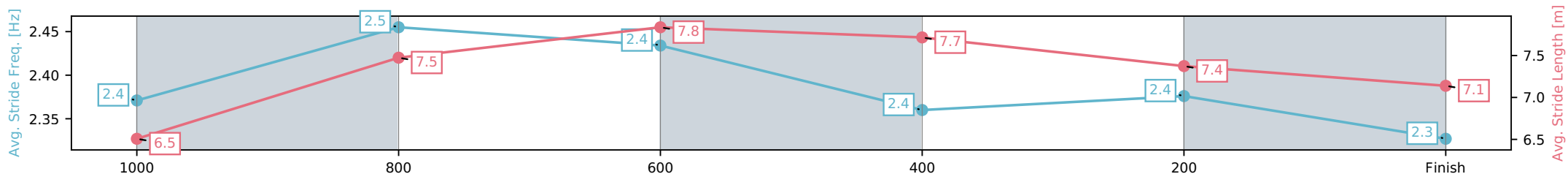
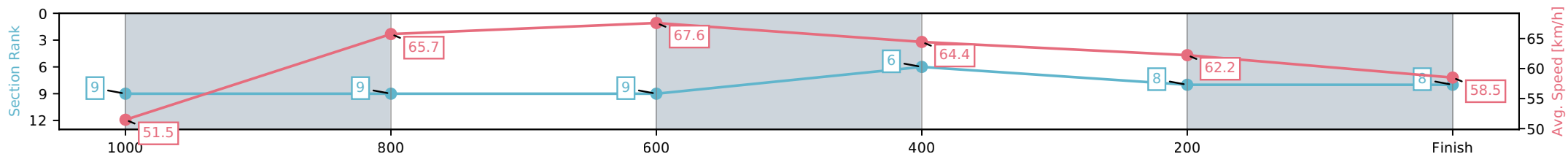
Race 3: MITAVITE Maiden Handicap (QTIS bonuses applicable 2&3YO's only) - 1200m

31 March 2026 - 2:20PM

Track Rating: Soft 5, Weather: Fine, Rail Position: +5.5m 1000m-W/Post, +3m Remainder



Section	L1200	L1000	L800	L600	L400	L200
Section Times	1:11.55 (0:14.19)	0:57.36 [9] (0:11.03)	0:46.33 [9] (0:10.74)	0:35.59 [6] (0:11.39)	0:24.21 [8] (0:11.66)	0:12.54 [8] (0:12.54)
Average Speed [km/h]	51.5	65.7	67.6	64.4	62.2	58.5
Top Speed [km/h]	64.6	67.8	68.5	66.6	62.9	61.2
Avg. Dist. to Rail [m]	5.2	1.8	1.9	3.7	5.8	7.8
Avg. Stride Freq. [Hz]	2.4	2.5	2.4	2.4	2.4	2.3
Avg. Stride Length [m]	6.5	7.5	7.8	7.7	7.4	7.1



- [] Ranking at each section and finish
- :-:- No data available at this section
- NA No data available

Horse/Jockey Name	Jot Girl/Lacey Morrison
Finish Rank	9
Fastest Section Time (Section)	0:10.92 (800-600)
Top Speed [km/h] (Section)	67.5 (800-600)
Race State	Finished



Townsville QLD --Professional-2026-03-31

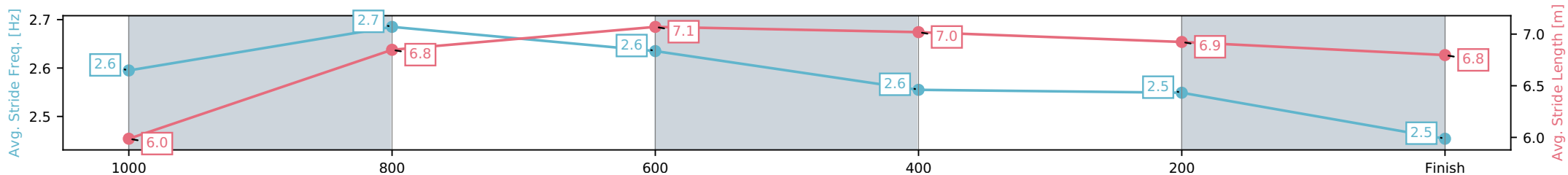
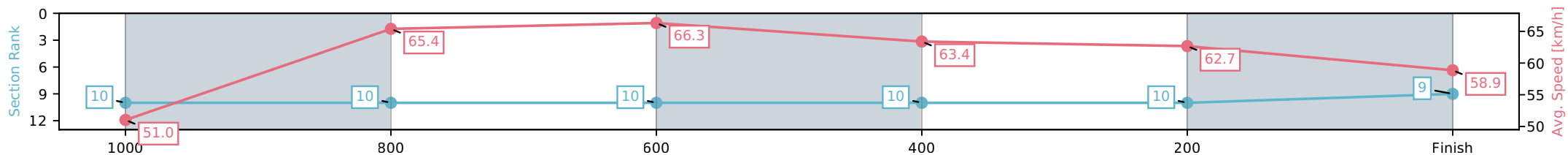
Race 3: MITAVITE Maiden Handicap (QTIS bonuses applicable 2&3YO's only) - 1200m

31 March 2026 - 2:20PM

Track Rating: Soft 5, Weather: Fine, Rail Position: +5.5m 1000m-W/Post, +3m Remainder



Section	L1200	L1000	L800	L600	L400	L200
Section Times	1:11.65 (0:14.29)	0:57.36 [10] (0:10.96)	0:46.40 [10] (0:10.92)	0:35.48 [10] (0:11.50)	0:23.98 [10] (0:11.52)	0:12.46 [9] (0:12.46)
Average Speed [km/h]	51.0	65.4	66.3	63.4	62.7	58.9
Top Speed [km/h]	65.7	66.0	67.5	65.2	65.1	61.4
Avg. Dist. to Rail [m]	2.0	1.0	1.3	2.4	2.2	3.3
Avg. Stride Freq. [Hz]	2.6	2.7	2.6	2.6	2.5	2.5
Avg. Stride Length [m]	6.0	6.8	7.1	7.0	6.9	6.8



- [] Ranking at each section and finish
- :-:- No data available at this section
- NA No data available

Horse/Jockey Name	Elegant Venus/Nathan Thomas
Finish Rank	10
Fastest Section Time (Section)	0:10.83 (800-600)
Top Speed [km/h] (Section)	68.2 (800-600)
Race State	Finished



Townsville QLD --Professional-2026-03-31

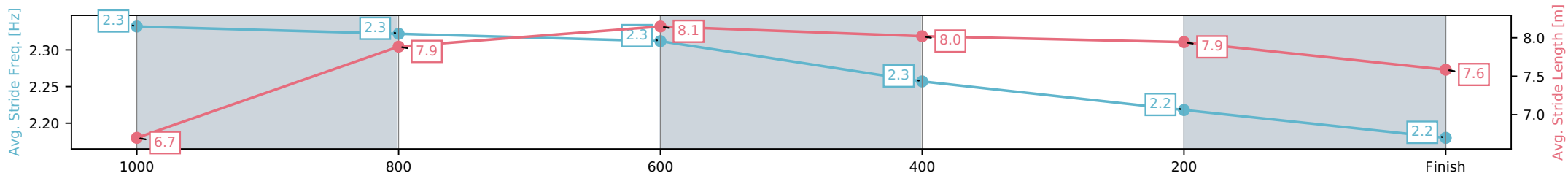
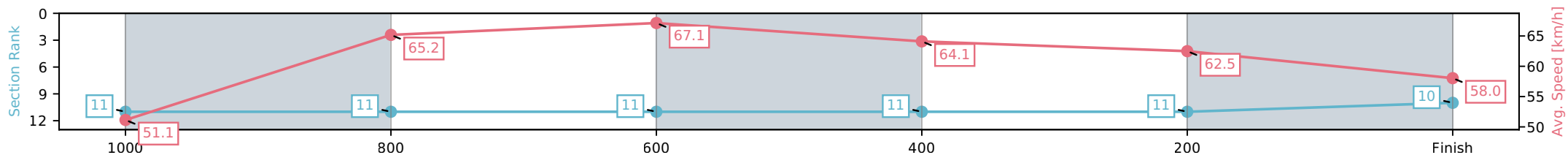
Race 3: MITAVITE Maiden Handicap (QTIS bonuses applicable 2&3YO's only) - 1200m

31 March 2026 - 2:20PM

Track Rating: Soft 5, Weather: Fine, Rail Position: +5.5m 1000m-W/Post, +3m Remainder



Section	L1200	L1000	L800	L600	L400	L200
Section Times	1:11.94 (0:14.31)	0:57.63 [11] (0:11.07)	0:46.56 [11] (0:10.83)	0:35.73 [11] (0:11.47)	0:24.25 [11] (0:11.61)	0:12.64 [10] (0:12.64)
Average Speed [km/h]	51.1	65.2	67.1	64.1	62.5	58.0
Top Speed [km/h]	65.6	65.8	68.2	65.4	64.0	60.0
Avg. Dist. to Rail [m]	4.7	1.1	2.3	4.5	4.8	5.2
Avg. Stride Freq. [Hz]	2.3	2.3	2.3	2.3	2.2	2.2
Avg. Stride Length [m]	6.7	7.9	8.1	8.0	7.9	7.6



- [] Ranking at each section and finish
- :-:- No data available at this section
- NA No data available

Horse/Jockey Name	I Swim I Win/Michael Murphy
Finish Rank	11
Fastest Section Time (Section)	0:10.89 (1000-800)
Top Speed [km/h] (Section)	67.5 (1200 - 1000)
Race State	Finished



Townsville QLD --Professional-2026-03-31

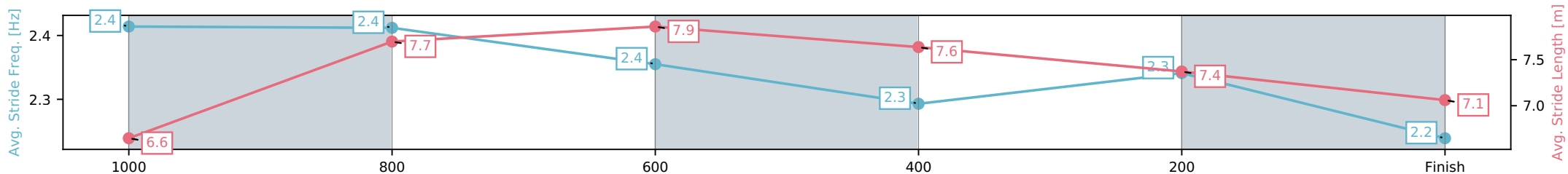
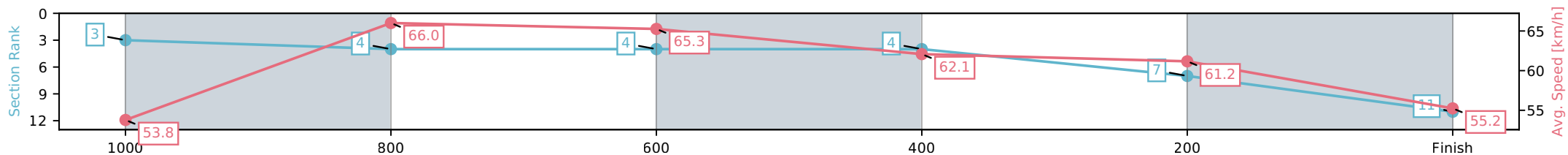
Race 3: MITAVITE Maiden Handicap (QTIS bonuses applicable 2&3YO's only) - 1200m

31 March 2026 - 2:20PM

Track Rating: Soft 5, Weather: Fine, Rail Position: +5.5m 1000m-W/Post, +3m Remainder



Section	L1200	L1000	L800	L600	L400	L200
Section Times	1:12.21 (0:13.55)	0:58.66 [4] (0:10.89)	0:47.78 [4] (0:11.05)	0:36.72 [4] (0:11.70)	0:25.02 [7] (0:11.78)	0:13.25 [11] (0:13.25)
Average Speed [km/h]	53.8	66.0	65.3	62.1	61.2	55.2
Top Speed [km/h]	67.5	67.2	66.9	64.0	62.5	59.4
Avg. Dist. to Rail [m]	2.6	0.9	0.6	1.7	0.9	1.4
Avg. Stride Freq. [Hz]	2.4	2.4	2.4	2.3	2.3	2.2
Avg. Stride Length [m]	6.6	7.7	7.9	7.6	7.4	7.1



- [] Ranking at each section and finish
- :-:- No data available at this section
- NA No data available



Townsville QLD

Race 4: LADBROKES PUNTER ASSIST RATINGS BAND 0 - 60 Handicap - 1000m

31 March 2026 - 2:56PM

Track Rating: Good 4, Weather: Fine, Rail Position: +5.5m 1000m-W/Post, +3m Remainder



Field Times (Race Tempo) 0:55.98 (0:12.63) 0:43.35 (0:10.14) 0:33.21 (0:10.50) 0:22.71 (0:10.89) 0:11.82 (0:11.82)

Rank	TAB#	Horse	Overall Time	First 400m	Top Speed km/h (Section)	L1000	L800	L600	L400	L200			
	(BAR#)	Jockey	Margin (DT-W)	Last 600m	Fastest Section (Time)	Start - 800	800 - 600	600 - 400	400 - 200	200 - Finish			
1	7	Lowlands	0:55.98	0:23.05	71.8 (800-600)	0:55.98	0:43.12 [4]	0:32.92 [4]	0:22.29 [4]	0:11.66 [3]			
	(1)	Ryan Wiggins		0:32.93	800-600 (0:10.19)	(0:12.86)	(0:10.19)	(0:10.64)	(0:10.63)	(0:11.66)			
2	9	Storm Capital	0:56.07	0:23.12	71.7 (1000 - 800)	0:56.07	0:43.21 [4]	0:32.95 [5]	0:22.38 [4]	0:11.54 [5]			
	(2)	McKenzie Apel	0.5L (-1)	0:32.96	800-600 (0:10.26)	(0:12.86)	(0:10.26)	(0:10.58)	(0:10.84)	(0:11.54)			
3	3	Cifonelli	0:56.21	0:23.39	72.6 (800-600)	0:56.21	0:42.98 [10]	0:32.82 [7]	0:22.21 [6]	0:11.54 [6]			
	(5)	Aidan Holt	1.3L (-1)	0:32.82	800-600 (0:10.16)	(0:13.23)	(0:10.16)	(0:10.61)	(0:10.67)	(0:11.54)			
4	1	Maximum Power	0:56.23	0:22.95	72.4 (800-600)	0:56.23	0:43.42 [3]	0:33.28 [3]	0:22.75 [3]	0:11.92 [2]			
	(10)	Lacey Morrison	1.4L (+1)	0:33.28	800-600 (0:10.14)	(0:12.81)	(0:10.14)	(0:10.53)	(0:10.83)	(0:11.92)			
5	2	Ramius	0:56.34	0:22.77	72.9 (800-600)	0:56.34	0:43.71 [1]	0:33.57 [1]	0:23.07 [1]	0:12.18 [1]			
	(3)	Wanderson D'Avila	2.1L (-4)	0:33.57	800-600 (0:10.14)	(0:12.63)	(0:10.14)	(0:10.50)	(0:10.89)	(0:12.18)			
6	10	Little Iffy	0:56.39	0:23.34	71.7 (1000 - 800)	0:56.39	0:43.40 [6]	0:33.05 [6]	0:22.37 [7]	0:11.49 [7]			
	(6)	Adam Sewell	2.4L (+2)	0:33.05	800-600 (0:10.35)	(0:12.99)	(0:10.35)	(0:10.68)	(0:10.88)	(0:11.49)			
7	4	Talons	0:56.45	0:23.39	71.0 (800-600)	0:56.45	0:43.42 [7]	0:33.06 [8]	0:22.24 [8]	0:11.41 [8]			
	(8)	Ivo Fry	2.7L (+6)	0:33.06	800-600 (0:10.36)	(0:13.03)	(0:10.36)	(0:10.82)	(0:10.83)	(0:11.41)			
8	6	Galbalan	0:56.57	0:22.90	73.1 (800-600)	0:56.57	0:43.82 [2]	0:33.67 [2]	0:23.20 [2]	0:12.16 [4]			
	(7)	Chelsea Jokic	3.4L (-2)	0:33.66	800-600 (0:10.15)	(0:12.75)	(0:10.15)	(0:10.46)	(0:11.04)	(0:12.16)			
9	12	Line Of Kings	0:56.62	0:23.59	72.5 (800-600)	0:56.62	0:43.45 [9]	0:33.03 [10]	0:22.20 [10]	0:11.31 [10]			
	(4)	Olivia Kendal	3.7L (+9)	0:33.03	800-600 (0:10.42)	(0:13.17)	(0:10.42)	(0:10.84)	(0:10.88)	(0:11.31)			
10	8	That's It	0:56.63	0:23.50	72.0 (800-600)	0:56.63	0:43.47 [8]	0:33.13 [9]	0:22.36 [9]	0:11.50 [9]			
	(9)	Gabrielle Semmens	3.8L (+5)	0:33.12	800-600 (0:10.34)	(0:13.16)	(0:10.34)	(0:10.77)	(0:10.85)	(0:11.50)			

Scratched: No Love Lost (#5), Inala Aticus (#11)

Report Created: Tue 31 March 2026

(Note: Races are conducted over an approximate distance as close as possible to the advertised distance, and recorded data may vary accordingly. Official times refer to race times only and do not include handicap times.)

[] Position in running at each section and finish TAB# Saddle cloth number

-:--:-- No data available at this section

NA No data available

DNT Did not track

BAR# Barrier/Gate Position

DNF Did not finish

DT-W Distance travelled compared to winner in metres

Fastest split

Fastest section

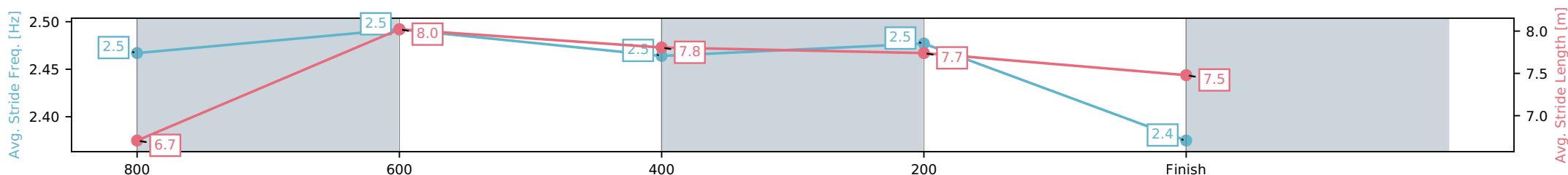
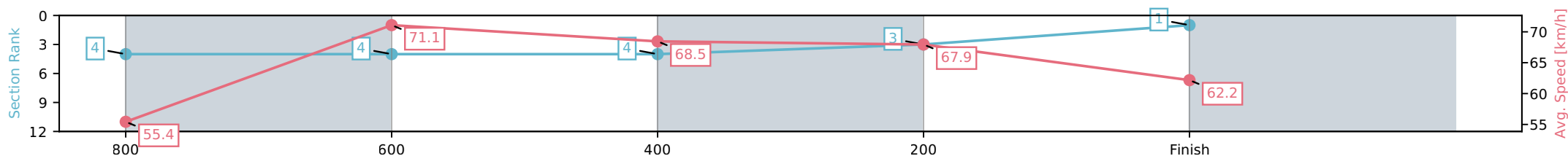
Horse/Jockey Name	Lowlands/Ryan Wiggins
Finish Rank	1
Fastest Section Time (Section)	0:10.19 (800-600)
Top Speed [km/h] (Section)	71.8 (800-600)
Race State	Finished



Townsville QLD --Professional-2026-03-31
 Race 4: LADBROKES PUNTER ASSIST RATINGS BAND 0 - 60 Handicap - 1000m
 31 March 2026 - 2:56PM
 Track Rating: Good 4, Weather: Fine, Rail Position: +5.5m 1000m-W/ Post, +3m Remainder



Section	L1000	L800	L600	L400	L200
Section Times	0:55.98 (0:12.86)	0:43.12 [4] (0:10.19)	0:32.92 [4] (0:10.64)	0:22.29 [3] (0:10.63)	0:11.66 [1] (0:11.66)
Average Speed [km/h]	55.4	71.1	68.5	67.9	62.2
Top Speed [km/h]	70.9	71.8	69.3	69.4	66.2
Avg. Dist. to Rail [m]	3.7	1.9	2.2	2.3	3.7
Avg. Stride Freq. [Hz]	2.5	2.5	2.5	2.5	2.4
Avg. Stride Length [m]	6.7	8.0	7.8	7.7	7.5



- [] Ranking at each section and finish
- :-:- No data available at this section
- NA No data available

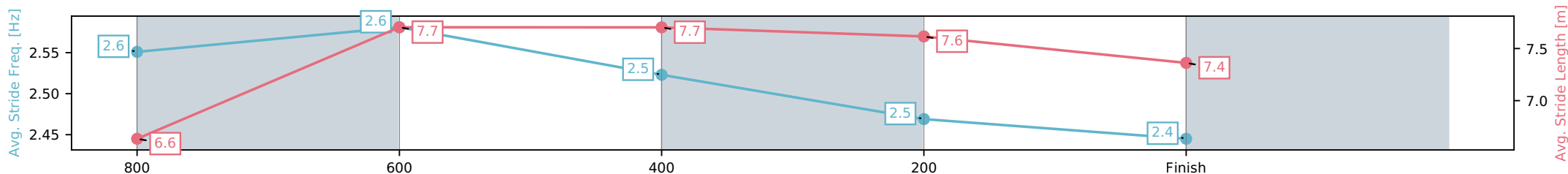
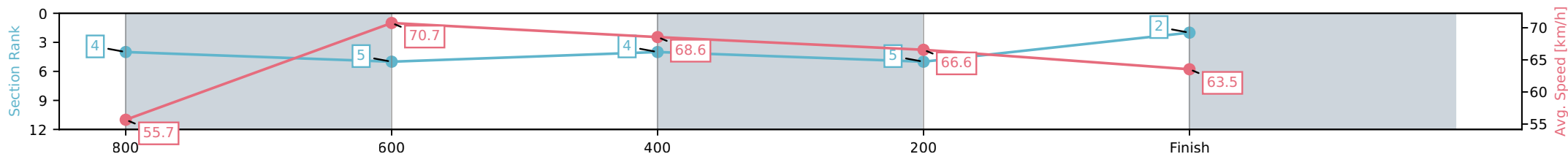
Horse/Jockey Name	Storm Capital/McKenzie Apel
Finish Rank	2
Fastest Section Time (Section)	0:10.26 (800-600)
Top Speed [km/h] (Section)	71.7 (1000 - 800)
Race State	Finished



Townsville QLD --Professional-2026-03-31
 Race 4: LADBROKES PUNTER ASSIST RATINGS BAND 0 - 60 Handicap - 1000m
 31 March 2026 - 2:56PM
 Track Rating: Good 4, Weather: Fine, Rail Position: +5.5m 1000m-W/ Post, +3m Remainder



Section	L1000	L800	L600	L400	L200
Section Times	0:56.07 (0:12.86)	0:43.21 [5] (0:10.26)	0:32.95 [4] (0:10.58)	0:22.38 [5] (0:10.84)	0:11.54 [2] (0:11.54)
Average Speed [km/h]	55.7	70.7	68.6	66.6	63.5
Top Speed [km/h]	71.7	71.6	71.3	67.5	66.1
Avg. Dist. to Rail [m]	4.8	2.1	1.4	2.6	5.6
Avg. Stride Freq. [Hz]	2.6	2.6	2.5	2.5	2.4
Avg. Stride Length [m]	6.6	7.7	7.7	7.6	7.4



- [] Ranking at each section and finish
- :-:- No data available at this section
- NA No data available

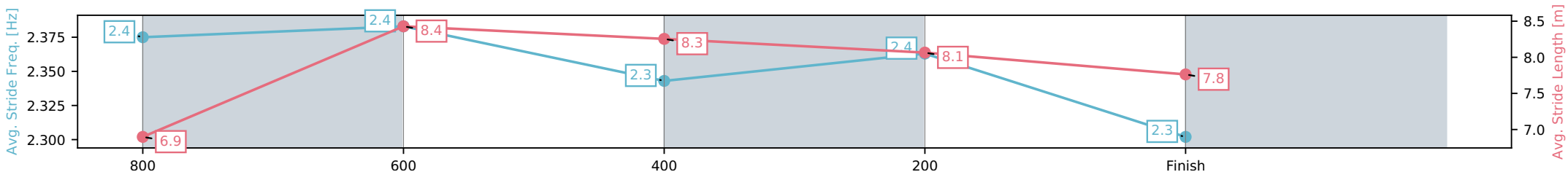
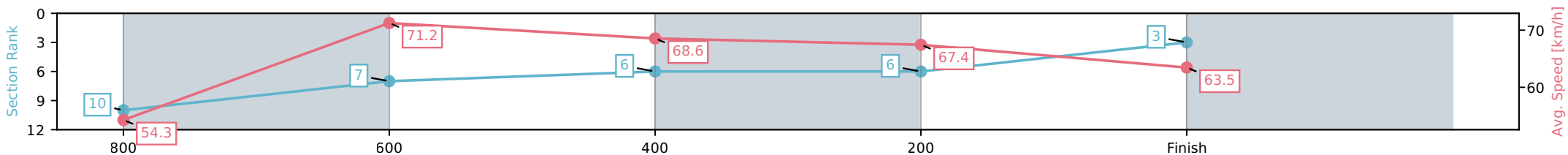
Horse/Jockey Name	Cifonelli/Aidan Holt
Finish Rank	3
Fastest Section Time (Section)	0:10.16 (800-600)
Top Speed [km/h] (Section)	72.6 (800-600)
Race State	Finished



Townsville QLD --Professional-2026-03-31
 Race 4: LADBROKES PUNTER ASSIST RATINGS BAND 0 - 60 Handicap - 1000m
 31 March 2026 - 2:56PM
 Track Rating: Good 4, Weather: Fine, Rail Position: +5.5m 1000m-W/ Post, +3m Remainder



Section	L1000	L800	L600	L400	L200
Section Times	0:56.21 (0:13.23)	0:42.98 [7] (0:10.16)	0:32.82 [6] (0:10.61)	0:22.21 [6] (0:10.67)	0:11.54 [3] (0:11.54)
Average Speed [km/h]	54.3	71.2	68.6	67.4	63.5
Top Speed [km/h]	72.3	72.6	70.2	69.6	66.3
Avg. Dist. to Rail [m]	5.3	1.3	2.1	0.4	0.8
Avg. Stride Freq. [Hz]	2.4	2.4	2.3	2.4	2.3
Avg. Stride Length [m]	6.9	8.4	8.3	8.1	7.8



- [] Ranking at each section and finish
- :-:- No data available at this section
- NA No data available

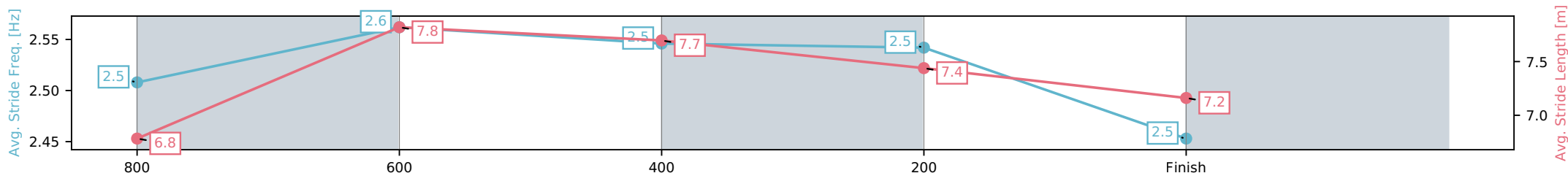
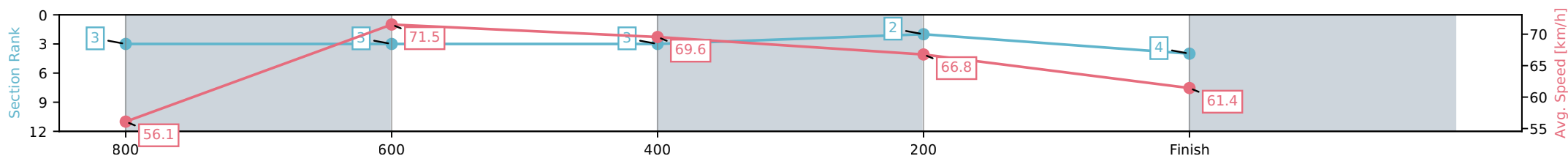
Horse/Jockey Name	Maximum Power/Lacey Morrison
Finish Rank	4
Fastest Section Time (Section)	0:10.14 (800-600)
Top Speed [km/h] (Section)	72.4 (800-600)
Race State	Finished



Townsville QLD --Professional-2026-03-31
 Race 4: LADBROKES PUNTER ASSIST RATINGS BAND 0 - 60 Handicap - 1000m
 31 March 2026 - 2:56PM
 Track Rating: Good 4, Weather: Fine, Rail Position: +5.5m 1000m-W/ Post, +3m Remainder



Section	L1000	L800	L600	L400	L200
Section Times	0:56.23 (0:12.81)	0:43.42 [3] (0:10.14)	0:33.28 [3] (0:10.53)	0:22.75 [2] (0:10.83)	0:11.92 [4] (0:11.92)
Average Speed [km/h]	56.1	71.5	69.6	66.8	61.4
Top Speed [km/h]	71.7	72.4	72.2	68.1	64.5
Avg. Dist. to Rail [m]	10.1	2.7	2.9	3.8	4.2
Avg. Stride Freq. [Hz]	2.5	2.6	2.5	2.5	2.5
Avg. Stride Length [m]	6.8	7.8	7.7	7.4	7.2



[] Ranking at each section and finish
 -:-:- No data available at this section
 NA No data available

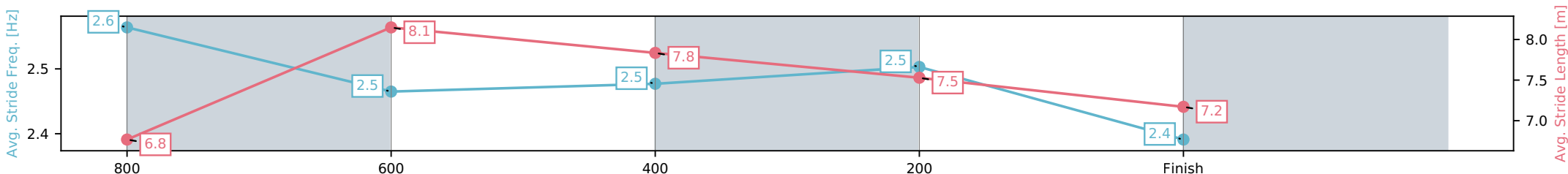
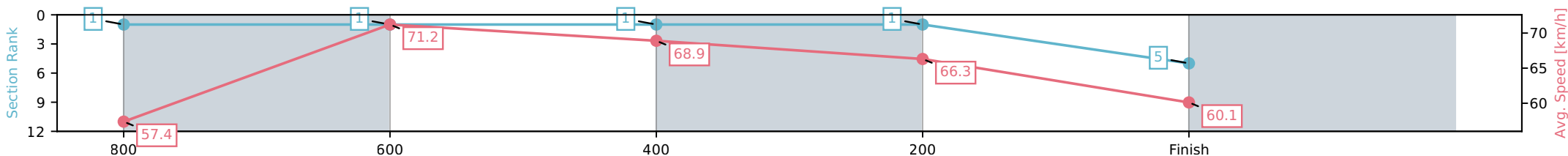
Horse/Jockey Name	Ramius/Wanderson D'Avila
Finish Rank	5
Fastest Section Time (Section)	0:10.14 (800-600)
Top Speed [km/h] (Section)	72.9 (800-600)
Race State	Finished



Townsville QLD --Professional-2026-03-31
 Race 4: LADBROKES PUNTER ASSIST RATINGS BAND 0 - 60 Handicap - 1000m
 31 March 2026 - 2:56PM
 Track Rating: Good 4, Weather: Fine, Rail Position: +5.5m 1000m-W/ Post, +3m Remainder



Section	L1000	L800	L600	L400	L200
Section Times	0:56.34 (0:12.63)	0:43.71 [1] (0:10.14)	0:33.57 [1] (0:10.50)	0:23.07 [1] (0:10.89)	0:12.18 [5] (0:12.18)
Average Speed [km/h]	57.4	71.2	68.9	66.3	60.1
Top Speed [km/h]	72.8	72.9	70.6	68.0	63.3
Avg. Dist. to Rail [m]	3.8	0.7	1.1	1.8	2.3
Avg. Stride Freq. [Hz]	2.6	2.5	2.5	2.5	2.4
Avg. Stride Length [m]	6.8	8.1	7.8	7.5	7.2



[] Ranking at each section and finish
 -:-:- No data available at this section
 NA No data available

Horse/Jockey Name	Little Iffy/Adam Sewell
Finish Rank	6
Fastest Section Time (Section)	0:10.35 (800-600)
Top Speed [km/h] (Section)	71.7 (1000 - 800)
Race State	Finished



Townsville QLD --Professional-2026-03-31

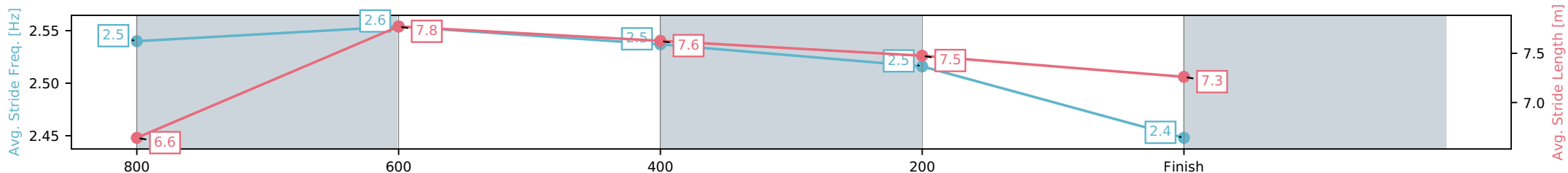
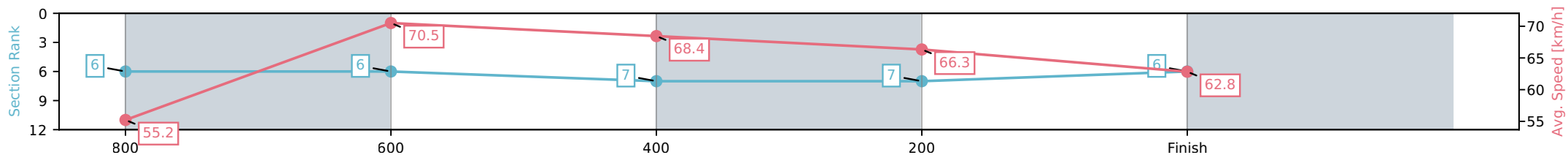
Race 4: LADBROKES PUNTER ASSIST RATINGS BAND 0 - 60 Handicap - 1000m

31 March 2026 - 2:56PM

Track Rating: Good 4, Weather: Fine, Rail Position: +5.5m 1000m-W/ Post, +3m Remainder



Section	L1000	L800	L600	L400	L200
Section Times	0:56.39 (0:12.99)	0:43.40 [6] (0:10.35)	0:33.05 [7] (0:10.68)	0:22.37 [7] (0:10.88)	0:11.49 [6] (0:11.49)
Average Speed [km/h]	55.2	70.5	68.4	66.3	62.8
Top Speed [km/h]	71.7	71.5	69.9	68.7	65.1
Avg. Dist. to Rail [m]	6.9	3.5	2.9	3.5	5.9
Avg. Stride Freq. [Hz]	2.5	2.6	2.5	2.5	2.4
Avg. Stride Length [m]	6.6	7.8	7.6	7.5	7.3



- [] Ranking at each section and finish
- :-:- No data available at this section
- NA No data available

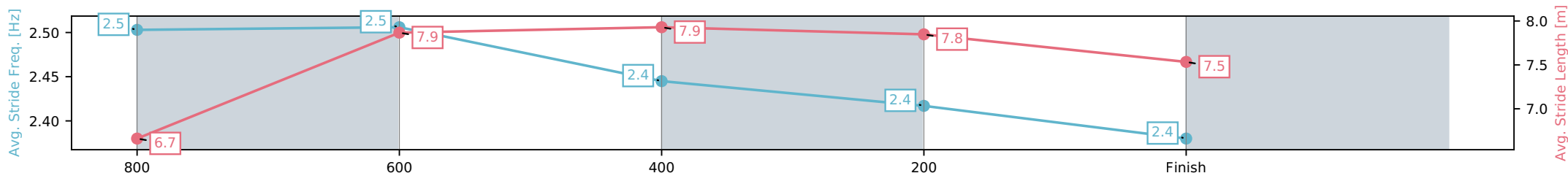
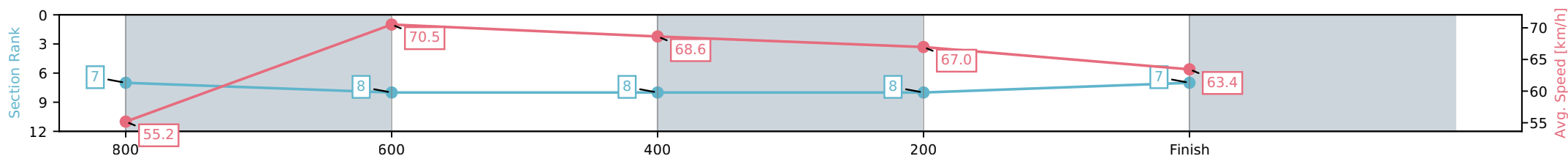
Horse/Jockey Name	Talons/Ivo Fry
Finish Rank	7
Fastest Section Time (Section)	0:10.36 (800-600)
Top Speed [km/h] (Section)	71.0 (800-600)
Race State	Finished



Townsville QLD --Professional-2026-03-31
 Race 4: LADBROKES PUNTER ASSIST RATINGS BAND 0 - 60 Handicap - 1000m
 31 March 2026 - 2:56PM
 Track Rating: Good 4, Weather: Fine, Rail Position: +5.5m 1000m-W/ Post, +3m Remainder



Section	L1000	L800	L600	L400	L200
Section Times	0:56.45 (0:13.03)	0:43.42 [8] (0:10.36)	0:33.06 [8] (0:10.82)	0:22.24 [8] (0:10.83)	0:11.41 [7] (0:11.41)
Average Speed [km/h]	55.2	70.5	68.6	67.0	63.4
Top Speed [km/h]	69.6	71.0	70.3	68.9	65.7
Avg. Dist. to Rail [m]	7.2	4.1	5.9	5.6	9.7
Avg. Stride Freq. [Hz]	2.5	2.5	2.4	2.4	2.4
Avg. Stride Length [m]	6.7	7.9	7.9	7.8	7.5



- [] Ranking at each section and finish
- :-:- No data available at this section
- NA No data available

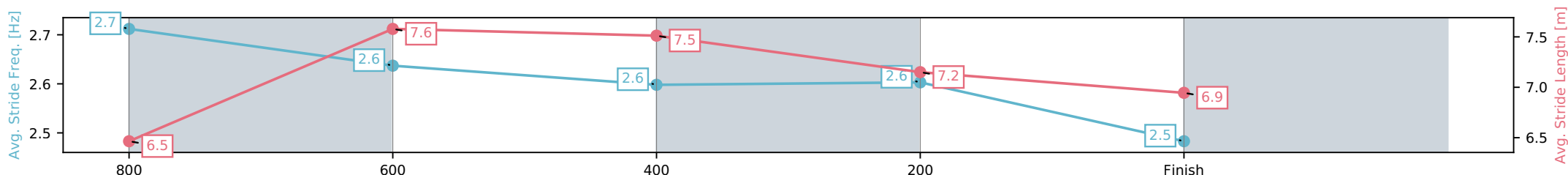
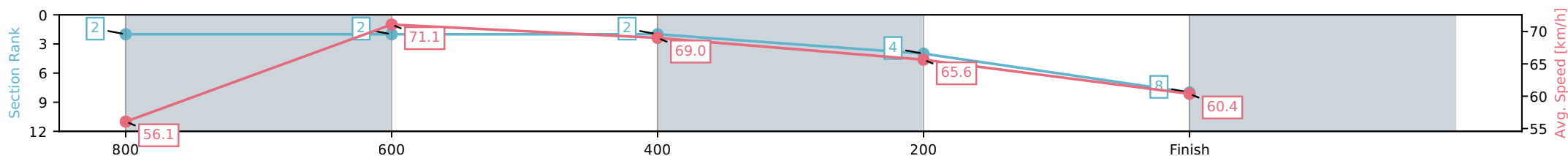
Horse/Jockey Name	Galbalan/Chelsea Jokic
Finish Rank	8
Fastest Section Time (Section)	0:10.15 (800-600)
Top Speed [km/h] (Section)	73.1 (800-600)
Race State	Finished



Townsville QLD --Professional-2026-03-31
 Race 4: LADBROKES PUNTER ASSIST RATINGS BAND 0 - 60 Handicap - 1000m
 31 March 2026 - 2:56PM
 Track Rating: Good 4, Weather: Fine, Rail Position: +5.5m 1000m-W/ Post, +3m Remainder



Section	L1000	L800	L600	L400	L200
Section Times	0:56.57 (0:12.75)	0:43.82 [2] (0:10.15)	0:33.67 [2] (0:10.46)	0:23.20 [4] (0:11.04)	0:12.16 [8] (0:12.16)
Average Speed [km/h]	56.1	71.1	69.0	65.6	60.4
Top Speed [km/h]	72.6	73.1	71.0	67.3	63.8
Avg. Dist. to Rail [m]	7.7	1.0	1.0	4.3	4.3
Avg. Stride Freq. [Hz]	2.7	2.6	2.6	2.6	2.5
Avg. Stride Length [m]	6.5	7.6	7.5	7.2	6.9



- [] Ranking at each section and finish
- :-:- No data available at this section
- NA No data available

Horse/Jockey Name	Line Of Kings/Olivia Kendal
Finish Rank	9
Fastest Section Time (Section)	0:10.42 (800-600)
Top Speed [km/h] (Section)	72.5 (800-600)
Race State	Finished



Townsville QLD --Professional-2026-03-31

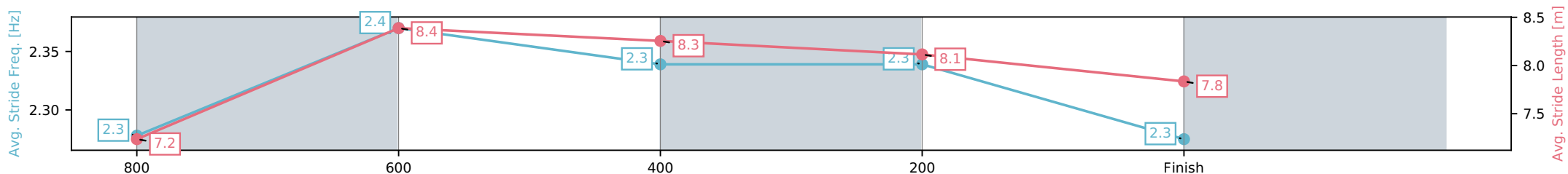
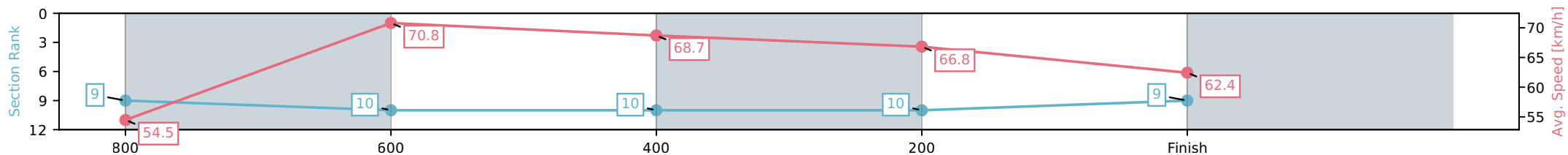
Race 4: LADBROKES PUNTER ASSIST RATINGS BAND 0 - 60 Handicap - 1000m

31 March 2026 - 2:56PM

Track Rating: Good 4, Weather: Fine, Rail Position: +5.5m 1000m-W/ Post, +3m Remainder



Section	L1000	L800	L600	L400	L200
Section Times	0:56.62 (0:13.17)	0:43.45 [10] (0:10.42)	0:33.03 [10] (0:10.84)	0:22.20 [10] (0:10.88)	0:11.31 [9] (0:11.31)
Average Speed [km/h]	54.5	70.8	68.7	66.8	62.4
Top Speed [km/h]	71.1	72.5	69.6	68.5	65.5
Avg. Dist. to Rail [m]	5.5	6.0	7.0	5.3	6.4
Avg. Stride Freq. [Hz]	2.3	2.4	2.3	2.3	2.3
Avg. Stride Length [m]	7.2	8.4	8.3	8.1	7.8



- [] Ranking at each section and finish
- :-:- No data available at this section
- NA No data available

Horse/Jockey Name	That's It/Gabrielle Semmens
Finish Rank	10
Fastest Section Time (Section)	0:10.34 (800-600)
Top Speed [km/h] (Section)	72.0 (800-600)
Race State	Finished



Townsville QLD --Professional-2026-03-31

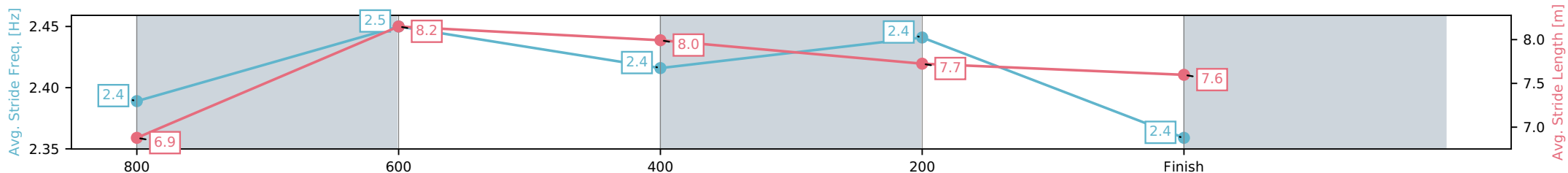
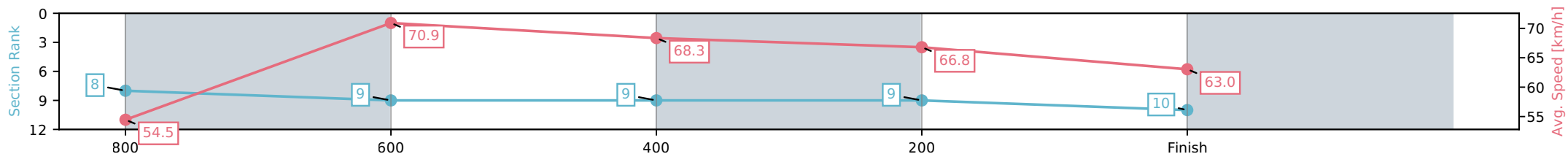
Race 4: LADBROKES PUNTER ASSIST RATINGS BAND 0 - 60 Handicap - 1000m

31 March 2026 - 2:56PM

Track Rating: Good 4, Weather: Fine, Rail Position: +5.5m 1000m-W/ Post, +3m Remainder



Section	L1000	L800	L600	L400	L200
Section Times	0:56.63 (0:13.16)	0:43.47 [9] (0:10.34)	0:33.13 [9] (0:10.77)	0:22.36 [9] (0:10.85)	0:11.50 [10] (0:11.50)
Average Speed [km/h]	54.5	70.9	68.3	66.8	63.0
Top Speed [km/h]	71.6	72.0	70.8	68.1	65.1
Avg. Dist. to Rail [m]	8.8	4.9	4.5	4.7	9.3
Avg. Stride Freq. [Hz]	2.4	2.5	2.4	2.4	2.4
Avg. Stride Length [m]	6.9	8.2	8.0	7.7	7.6



- [] Ranking at each section and finish
- :-:- No data available at this section
- NA No data available



Townsville QLD
 Race 5: HYGAIN QTIS Three-Year-Old Handicap - 1200m
 31 March 2026 - 3:35PM



Track Rating: Soft 5, Weather: Fine, Rail Position: +5.5m 1000m-W/Post, +3m Remainder

Field Times (Race Tempo) 1:09.73 0:56.15 0:45.68 0:35.17 0:24.09 0:12.30
 (0:13.58) (0:10.47) (0:10.51) (0:11.08) (0:11.79) (0:12.30)

Rank	TAB#	Horse	Overall Time	First 400m	Top Speed km/h (Section)	L1200	L1000	L800	L600	L400	L200		
	(BAR#)	Jockey	Margin (DT-W)	Last 600m	Fastest Section (Time)	Start - 1000	1000 - 800	800 - 600	600 - 400	400 - 200	200 - Finish		
1	3	Burlington Arcade	1:09.73	0:24.40	69.0 (1000-800)	1:09.73	0:56.03 [5]	0:45.33 [5]	0:34.71 [5]	0:23.77 [3]	0:12.30 [2]		
	(3)	Ryan Wiggins		0:34.71	800-600 (0:10.62)	(0:13.70)	(0:10.70)	(0:10.62)	(0:10.94)	(0:11.47)	(0:12.30)		
2	6	Mister Doobee	1:09.77	0:24.66	69.4 (1000-800)	1:09.77	0:55.90 [7]	0:45.11 [8]	0:34.40 [8]	0:23.45 [7]	0:11.99 [5]		
	(5)	Ivo Fry	0.2L (+0)	0:34.39	800-600 (0:10.72)	(0:13.87)	(0:10.79)	(0:10.72)	(0:10.95)	(0:11.45)	(0:11.99)		
3	5	Carohvic	1:09.91	0:24.05	71.2 (1000-800)	1:09.91	0:56.29 [3]	0:45.86 [1]	0:35.26 [2]	0:24.10 [2]	0:12.47 [3]		
	(7)	Tahlia Fenlon	1.1L (+4)	0:35.25	1000-800 (0:10.43)	(0:13.62)	(0:10.43)	(0:10.60)	(0:11.16)	(0:11.62)	(0:12.47)		
4	7	Autumn Gale	1:09.96	0:24.15	69.0 (1000-800)	1:09.96	0:56.33 [4]	0:45.80 [3]	0:35.19 [3]	0:23.93 [4]	0:12.19 [4]		
	(1)	Chris McIver	1.4L (+2)	0:35.19	1000-800 (0:10.52)	(0:13.63)	(0:10.52)	(0:10.61)	(0:11.26)	(0:11.74)	(0:12.19)		
5	2	Nottingham Prince	1:10.16	0:24.11	69.2 (1000-800)	1:10.16	0:56.56 [2]	0:46.05 [2]	0:35.60 [1]	0:24.52 [1]	0:12.73 [1]		
	(4)	Gabrielle Semmens	2.5L (+8)	0:35.60	800-600 (0:10.45)	(0:13.60)	(0:10.51)	(0:10.45)	(0:11.08)	(0:11.79)	(0:12.73)		
6	8	Gold Classic	1:10.27	0:24.45	69.4 (800-600)	1:10.27	0:56.52 [6]	0:45.82 [6]	0:35.19 [6]	0:24.09 [6]	0:12.20 [6]		
	(10)	Lacey Morrison	3.2L (+1)	0:35.19	800-600 (0:10.63)	(0:13.75)	(0:10.70)	(0:10.63)	(0:11.10)	(0:11.89)	(0:12.20)		
7	11	Valubious	1:10.43	0:24.79	68.4 (800-600)	1:10.43	0:56.41 [9]	0:45.64 [9]	0:35.03 [9]	0:23.97 [9]	0:12.36 [7]		
	(6)	Adam Sewell	4.1L (+1)	0:35.03	800-600 (0:10.61)	(0:14.02)	(0:10.77)	(0:10.61)	(0:11.06)	(0:11.61)	(0:12.36)		
8	12	Mister Tia	1:10.45	0:25.09	69.5 (800-600)	1:10.45	0:56.23 [10]	0:45.37 [10]	0:34.76 [10]	0:23.84 [10]	0:12.24 [10]		
	(8)	Courtney Bellamy	4.2L (+4)	0:34.76	800-600 (0:10.61)	(0:14.22)	(0:10.87)	(0:10.61)	(0:10.92)	(0:11.60)	(0:12.24)		
9	9	Tarong	1:10.74	0:24.51	69.8 (1000-800)	1:10.74	0:56.76 [8]	0:46.23 [7]	0:35.56 [7]	0:24.39 [8]	0:12.66 [9]		
	(2)	Chris Whiteley	5.9L (+1)	0:35.57	1000-800 (0:10.53)	(0:13.98)	(0:10.53)	(0:10.67)	(0:11.18)	(0:11.73)	(0:12.66)		
10	13	Properleigh	1:11.39	0:24.27	69.6 (800-600)	1:11.39	0:57.81 [1]	0:47.12 [4]	0:36.41 [4]	0:25.34 [5]	0:13.32 [8]		
	(9)	Shane McGovern	9.8L (+3)	0:36.41	1000-800 (0:10.69)	(0:13.58)	(0:10.69)	(0:10.71)	(0:11.07)	(0:12.02)	(0:13.32)		

Scratched: Krackacan (#1), Fabulean (#4), Cascia (#10)

Report Created: Tue 31 March 2026

(Note: Races are conducted over an approximate distance as close as possible to the advertised distance, and recorded data may vary accordingly. Official times refer to race times only and do not include handicap times.)

[] Position in running at each section and finish TAB# Saddle cloth number
 -:-:- No data available at this section BAR# Barrier/Gate Position
 NA No data available DNF Did not finish
 DNT Did not track DT-W Distance travelled compared to winner in metres

Fastest split
 Fastest section

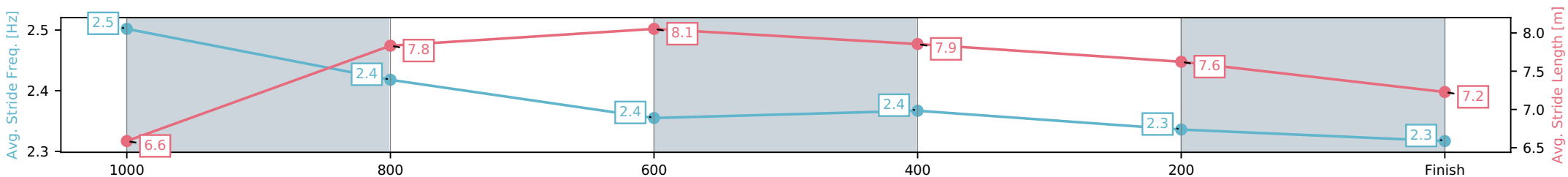
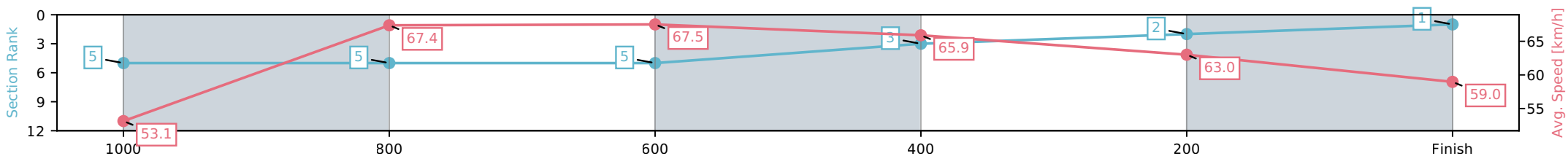
Horse/Jockey Name	Burlington Arcade/Ryan Wiggins
Finish Rank	1
Fastest Section Time (Section)	0:10.62 (800-600)
Top Speed [km/h] (Section)	69.0 (1000-800)
Race State	Finished



Townsville QLD --Professional-2026-03-31
 Race 5: HYGAIN QTIS Three-Year-Old Handicap - 1200m
 31 March 2026 - 3:35PM
 Track Rating: Soft 5, Weather: Fine, Rail Position: +5.5m 1000m-W/Post, +3m Remainder



Section	L1200	L1000	L800	L600	L400	L200
Section Times	1:09.73 (0:13.70)	0:56.03 [5] (0:10.70)	0:45.33 [5] (0:10.62)	0:34.71 [3] (0:10.94)	0:23.77 [2] (0:11.47)	0:12.30 [1] (0:12.30)
Average Speed [km/h]	53.1	67.4	67.5	65.9	63.0	59.0
Top Speed [km/h]	67.1	69.0	68.8	67.4	64.4	61.9
Avg. Dist. to Rail [m]	3.3	1.1	0.7	0.5	2.9	3.1
Avg. Stride Freq. [Hz]	2.5	2.4	2.4	2.4	2.3	2.3
Avg. Stride Length [m]	6.6	7.8	8.1	7.9	7.6	7.2



[] Ranking at each section and finish
 -:-:- No data available at this section
 NA No data available

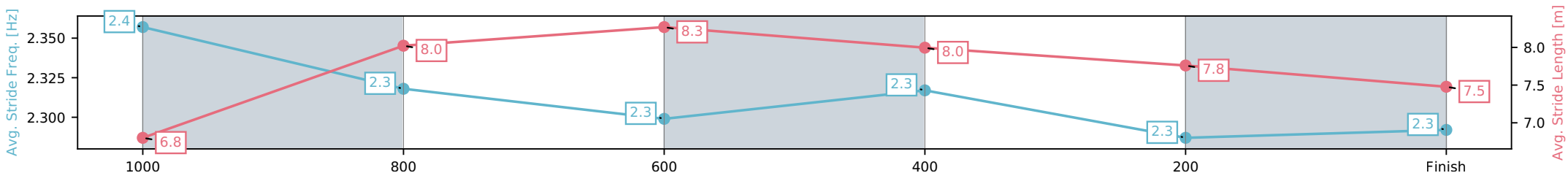
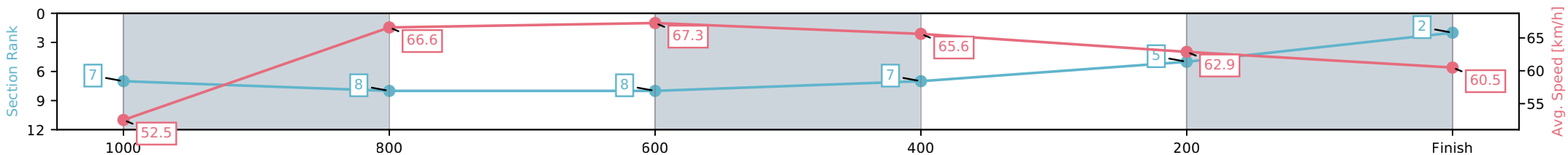
Horse/Jockey Name	Mister Doobee/Ivo Fry
Finish Rank	2
Fastest Section Time (Section)	0:10.72 (800-600)
Top Speed [km/h] (Section)	69.4 (1000-800)
Race State	Finished



Townsville QLD --Professional-2026-03-31
 Race 5: HYGAIN QTIS Three-Year-Old Handicap - 1200m
 31 March 2026 - 3:35PM
 Track Rating: Soft 5, Weather: Fine, Rail Position: +5.5m 1000m-W/Post, +3m Remainder



Section	L1200	L1000	L800	L600	L400	L200
Section Times	1:09.77 (0:13.87)	0:55.90 [8] (0:10.79)	0:45.11 [8] (0:10.72)	0:34.40 [7] (0:10.95)	0:23.45 [5] (0:11.45)	0:11.99 [2] (0:11.99)
Average Speed [km/h]	52.5	66.6	67.3	65.6	62.9	60.5
Top Speed [km/h]	66.1	69.4	68.7	67.6	64.7	62.6
Avg. Dist. to Rail [m]	5.5	0.6	0.4	0.5	1.9	3.5
Avg. Stride Freq. [Hz]	2.4	2.3	2.3	2.3	2.3	2.3
Avg. Stride Length [m]	6.8	8.0	8.3	8.0	7.8	7.5



[] Ranking at each section and finish
 -:-:- No data available at this section
 NA No data available

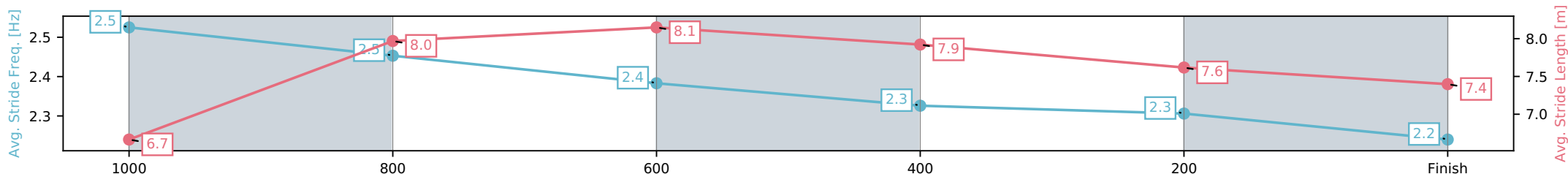
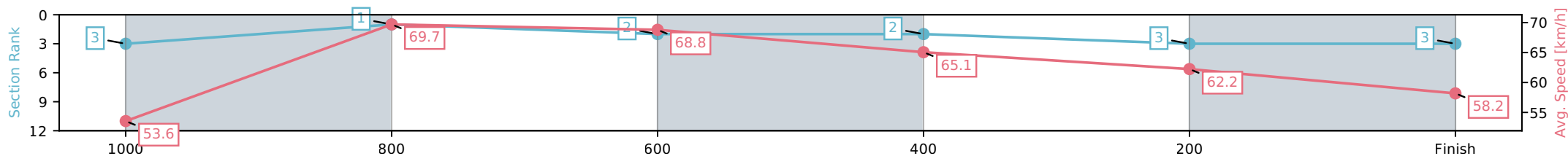
Horse/Jockey Name	Carohvic/Tahlia Fenlon
Finish Rank	3
Fastest Section Time (Section)	0:10.43 (1000-800)
Top Speed [km/h] (Section)	71.2 (1000-800)
Race State	Finished



Townsville QLD --Professional-2026-03-31
 Race 5: HYGAIN QTIS Three-Year-Old Handicap - 1200m
 31 March 2026 - 3:35PM
 Track Rating: Soft 5, Weather: Fine, Rail Position: +5.5m 1000m-W/Post, +3m Remainder



Section	L1200	L1000	L800	L600	L400	L200
Section Times	1:09.91 (0:13.62)	0:56.29 [1] (0:10.43)	0:45.86 [2] (0:10.60)	0:35.26 [2] (0:11.16)	0:24.10 [3] (0:11.62)	0:12.47 [3] (0:12.47)
Average Speed [km/h]	53.6	69.7	68.8	65.1	62.2	58.2
Top Speed [km/h]	68.8	71.2	70.2	67.8	63.7	60.9
Avg. Dist. to Rail [m]	6.7	2.0	2.6	1.8	3.6	3.6
Avg. Stride Freq. [Hz]	2.5	2.5	2.4	2.3	2.3	2.2
Avg. Stride Length [m]	6.7	8.0	8.1	7.9	7.6	7.4



[] Ranking at each section and finish
 -:-:- No data available at this section
 NA No data available

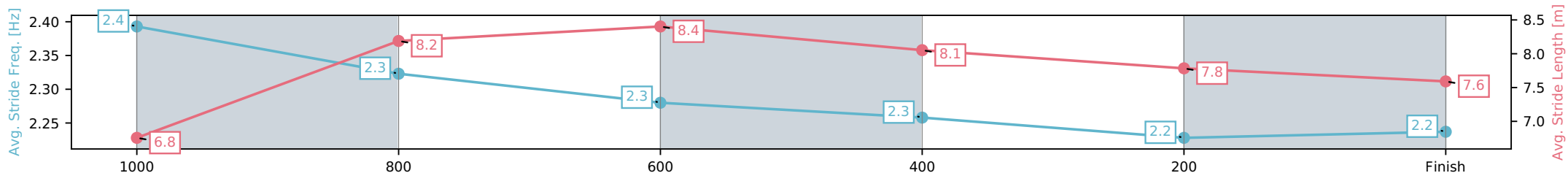
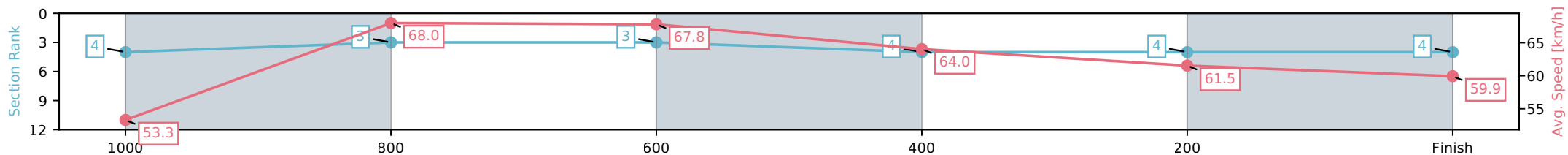
Horse/Jockey Name	Autumn Gale/Chris Mclver
Finish Rank	4
Fastest Section Time (Section)	0:10.52 (1000-800)
Top Speed [km/h] (Section)	69.0 (1000-800)
Race State	Finished



Townsville QLD --Professional-2026-03-31
 Race 5: HYGAIN QTIS Three-Year-Old Handicap - 1200m
 31 March 2026 - 3:35PM
 Track Rating: Soft 5, Weather: Fine, Rail Position: +5.5m 1000m-W/Post, +3m Remainder



Section	L1200	L1000	L800	L600	L400	L200
Section Times	1:09.96 (0:13.63)	0:56.33 [3] (0:10.52)	0:45.80 [3] (0:10.61)	0:35.19 [4] (0:11.26)	0:23.93 [4] (0:11.74)	0:12.19 [4] (0:12.19)
Average Speed [km/h]	53.3	68.0	67.8	64.0	61.5	59.9
Top Speed [km/h]	67.6	69.0	68.6	66.3	62.4	60.7
Avg. Dist. to Rail [m]	2.1	1.1	0.2	0.7	1.9	3.1
Avg. Stride Freq. [Hz]	2.4	2.3	2.3	2.3	2.2	2.2
Avg. Stride Length [m]	6.8	8.2	8.4	8.1	7.8	7.6



- [] Ranking at each section and finish
- :-:- No data available at this section
- NA No data available

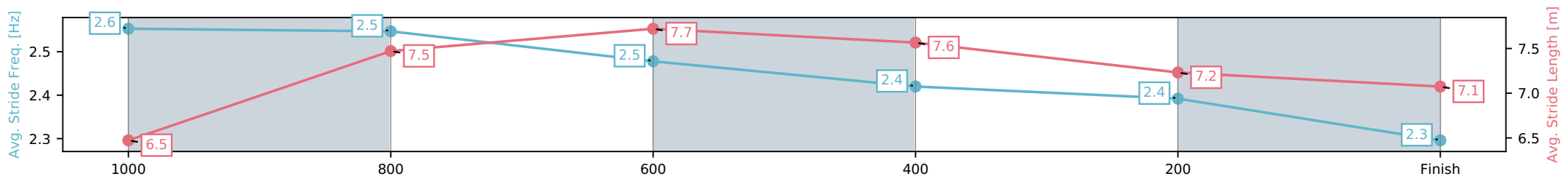
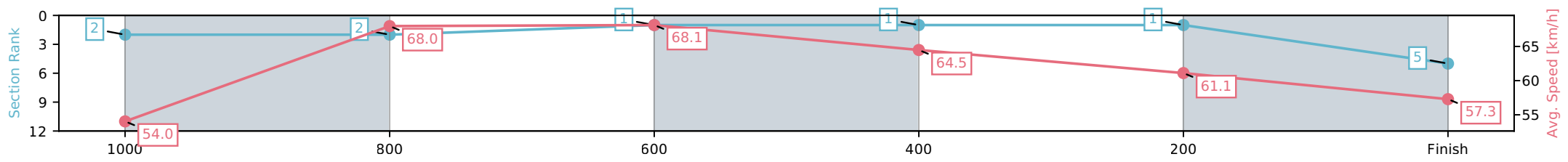
Horse/Jockey Name	Nottingham Prince/Gabrielle Semmens
Finish Rank	5
Fastest Section Time (Section)	0:10.45 (800-600)
Top Speed [km/h] (Section)	69.2 (1000-800)
Race State	Finished



Townsville QLD --Professional-2026-03-31
 Race 5: HYGAIN QTIS Three-Year-Old Handicap - 1200m
 31 March 2026 - 3:35PM
 Track Rating: Soft 5, Weather: Fine, Rail Position: +5.5m 1000m-W/Post, +3m Remainder



Section	L1200	L1000	L800	L600	L400	L200
Section Times	1:10.16 (0:13.60)	0:56.56 [2] (0:10.51)	0:46.05 [1] (0:10.45)	0:35.60 [1] (0:11.08)	0:24.52 [1] (0:11.79)	0:12.73 [5] (0:12.73)
Average Speed [km/h]	54.0	68.0	68.1	64.5	61.1	57.3
Top Speed [km/h]	68.5	69.2	69.0	68.1	63.4	59.6
Avg. Dist. to Rail [m]	3.7	1.4	2.4	1.5	1.1	1.5
Avg. Stride Freq. [Hz]	2.6	2.5	2.5	2.4	2.4	2.3
Avg. Stride Length [m]	6.5	7.5	7.7	7.6	7.2	7.1



[] Ranking at each section and finish
 -:-:- No data available at this section
 NA No data available

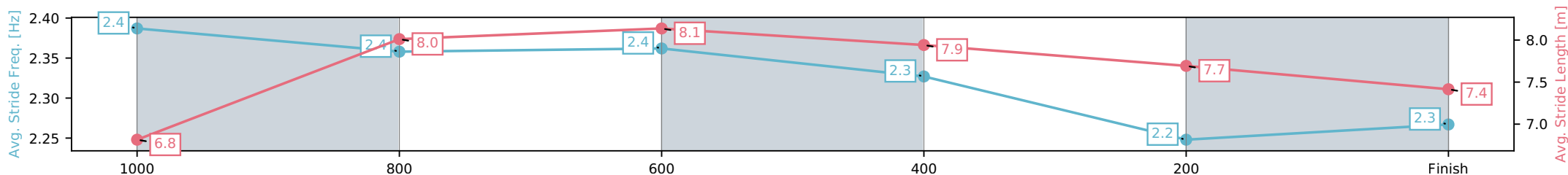
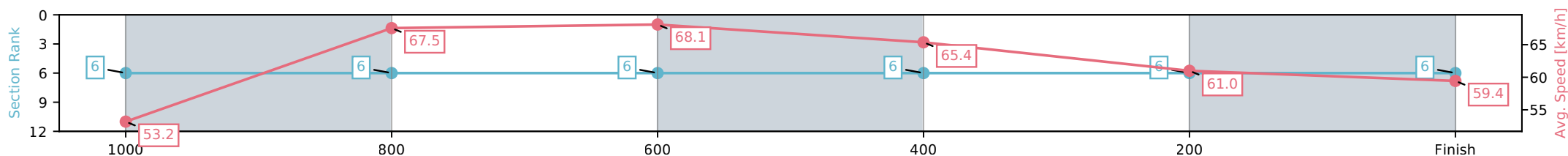
Horse/Jockey Name	Gold Classic/Lacey Morrison
Finish Rank	6
Fastest Section Time (Section)	0:10.63 (800-600)
Top Speed [km/h] (Section)	69.4 (800-600)
Race State	Finished



Townsville QLD --Professional-2026-03-31
 Race 5: HYGAIN QTIS Three-Year-Old Handicap - 1200m
 31 March 2026 - 3:35PM
 Track Rating: Soft 5, Weather: Fine, Rail Position: +5.5m 1000m-W/Post, +3m Remainder



Section	L1200	L1000	L800	L600	L400	L200
Section Times	1:10.27 (0:13.75)	0:56.52 [6] (0:10.70)	0:45.82 [6] (0:10.63)	0:35.19 [6] (0:11.10)	0:24.09 [6] (0:11.89)	0:12.20 [6] (0:12.20)
Average Speed [km/h]	53.2	67.5	68.1	65.4	61.0	59.4
Top Speed [km/h]	66.1	68.6	69.4	67.0	62.6	60.7
Avg. Dist. to Rail [m]	9.1	0.9	1.0	2.0	3.8	4.8
Avg. Stride Freq. [Hz]	2.4	2.4	2.4	2.3	2.2	2.3
Avg. Stride Length [m]	6.8	8.0	8.1	7.9	7.7	7.4



- [] Ranking at each section and finish
- :-:- No data available at this section
- NA No data available

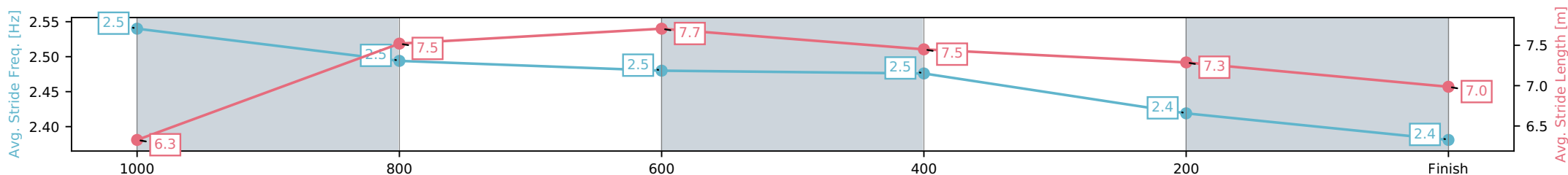
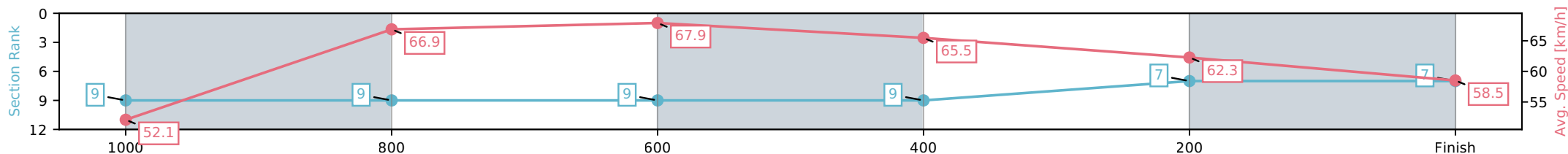
Horse/Jockey Name	Valubious/Adam Sewell
Finish Rank	7
Fastest Section Time (Section)	0:10.61 (800-600)
Top Speed [km/h] (Section)	68.4 (800-600)
Race State	Finished



Townsville QLD --Professional-2026-03-31
 Race 5: HYGAIN QTIS Three-Year-Old Handicap - 1200m
 31 March 2026 - 3:35PM
 Track Rating: Soft 5, Weather: Fine, Rail Position: +5.5m 1000m-W/Post, +3m Remainder



Section	L1200	L1000	L800	L600	L400	L200
Section Times	1:10.43 (0:14.02)	0:56.41 [9] (0:10.77)	0:45.64 [9] (0:10.61)	0:35.03 [9] (0:11.06)	0:23.97 [7] (0:11.61)	0:12.36 [7] (0:12.36)
Average Speed [km/h]	52.1	66.9	67.9	65.5	62.3	58.5
Top Speed [km/h]	67.1	68.0	68.4	66.4	64.9	61.1
Avg. Dist. to Rail [m]	3.5	1.2	0.5	1.1	3.1	4.0
Avg. Stride Freq. [Hz]	2.5	2.5	2.5	2.5	2.4	2.4
Avg. Stride Length [m]	6.3	7.5	7.7	7.5	7.3	7.0



- [] Ranking at each section and finish
- :-:- No data available at this section
- NA No data available

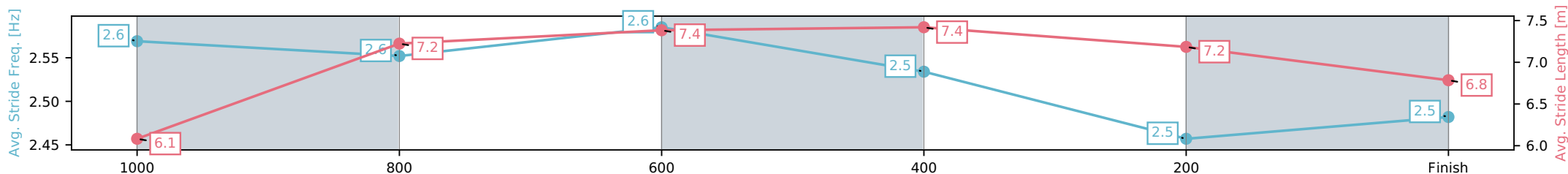
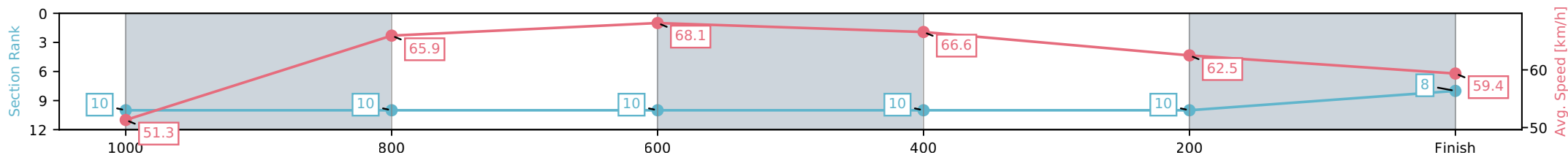
Horse/Jockey Name	Mister Tia/Courtney Bellamy
Finish Rank	8
Fastest Section Time (Section)	0:10.61 (800-600)
Top Speed [km/h] (Section)	69.5 (800-600)
Race State	Finished



Townsville QLD --Professional-2026-03-31
 Race 5: HYGAIN QTIS Three-Year-Old Handicap - 1200m
 31 March 2026 - 3:35PM
 Track Rating: Soft 5, Weather: Fine, Rail Position: +5.5m 1000m-W/Post, +3m Remainder



Section	L1200	L1000	L800	L600	L400	L200
Section Times	1:10.45 (0:14.22)	0:56.23 [10] (0:10.87)	0:45.37 [10] (0:10.61)	0:34.76 [10] (0:10.92)	0:23.84 [10] (0:11.60)	0:12.24 [8] (0:12.24)
Average Speed [km/h]	51.3	65.9	68.1	66.6	62.5	59.4
Top Speed [km/h]	64.5	67.0	69.5	67.7	64.3	61.2
Avg. Dist. to Rail [m]	7.1	0.9	1.0	2.0	4.8	6.5
Avg. Stride Freq. [Hz]	2.6	2.6	2.6	2.5	2.5	2.5
Avg. Stride Length [m]	6.1	7.2	7.4	7.4	7.2	6.8



[] Ranking at each section and finish
 -:-:- No data available at this section
 NA No data available

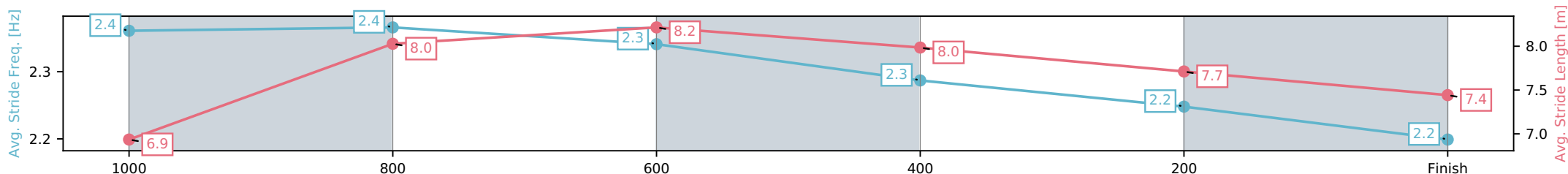
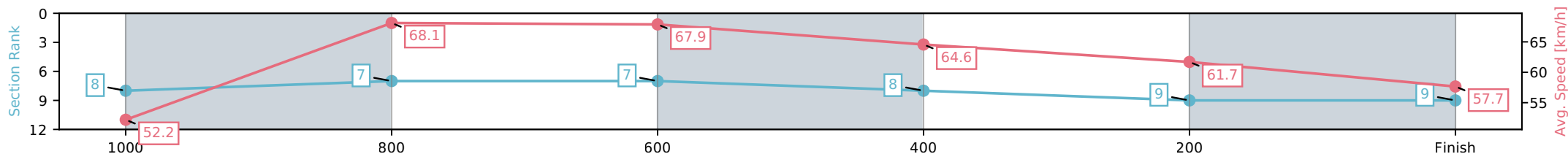
Horse/Jockey Name	Tarong/Chris Whiteley
Finish Rank	9
Fastest Section Time (Section)	0:10.53 (1000-800)
Top Speed [km/h] (Section)	69.8 (1000-800)
Race State	Finished



Townsville QLD --Professional-2026-03-31
 Race 5: HYGAIN QTIS Three-Year-Old Handicap - 1200m
 31 March 2026 - 3:35PM
 Track Rating: Soft 5, Weather: Fine, Rail Position: +5.5m 1000m-W/Post, +3m Remainder



Section	L1200	L1000	L800	L600	L400	L200
Section Times	1:10.74 (0:13.98)	0:56.76 [7] (0:10.53)	0:46.23 [7] (0:10.67)	0:35.56 [8] (0:11.18)	0:24.39 [9] (0:11.73)	0:12.66 [9] (0:12.66)
Average Speed [km/h]	52.2	68.1	67.9	64.6	61.7	57.7
Top Speed [km/h]	66.8	69.8	69.5	66.8	64.6	60.2
Avg. Dist. to Rail [m]	3.5	1.0	1.1	1.1	1.7	1.8
Avg. Stride Freq. [Hz]	2.4	2.4	2.3	2.3	2.2	2.2
Avg. Stride Length [m]	6.9	8.0	8.2	8.0	7.7	7.4



- [] Ranking at each section and finish
- :-:- No data available at this section
- NA No data available

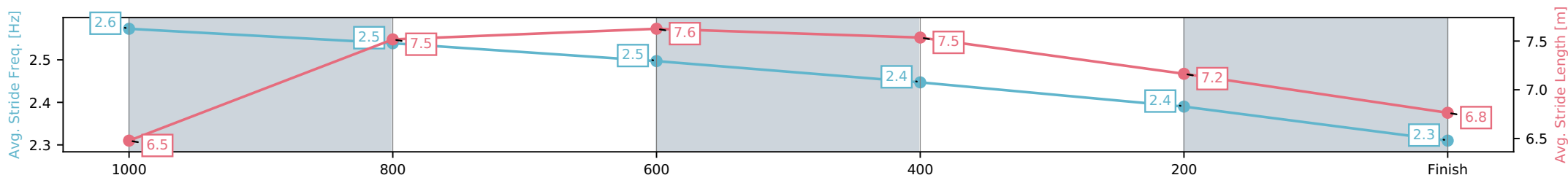
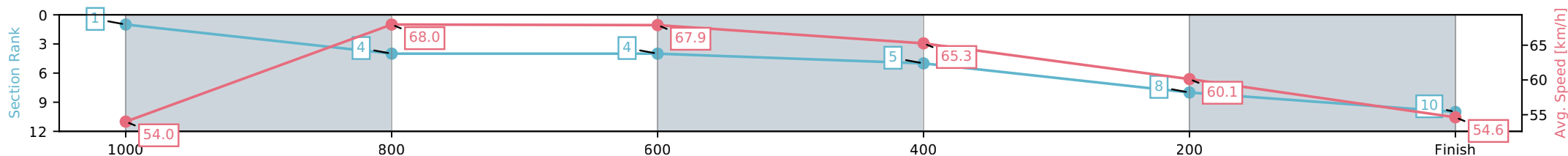
Horse/Jockey Name	Properleigh/Shane McGovern
Finish Rank	10
Fastest Section Time (Section)	0:10.69 (1000-800)
Top Speed [km/h] (Section)	69.6 (800-600)
Race State	Finished



Townsville QLD --Professional-2026-03-31
 Race 5: HYGAIN QTIS Three-Year-Old Handicap - 1200m
 31 March 2026 - 3:35PM
 Track Rating: Soft 5, Weather: Fine, Rail Position: +5.5m 1000m-W/Post, +3m Remainder



Section	L1200	L1000	L800	L600	L400	L200
Section Times	1:11.39 (0:13.58)	0:57.81 [4] (0:10.69)	0:47.12 [4] (0:10.71)	0:36.41 [5] (0:11.07)	0:25.34 [8] (0:12.02)	0:13.32 [10] (0:13.32)
Average Speed [km/h]	54.0	68.0	67.9	65.3	60.1	54.6
Top Speed [km/h]	68.8	69.6	69.6	66.6	62.2	58.6
Avg. Dist. to Rail [m]	7.8	2.0	1.8	0.8	3.3	3.6
Avg. Stride Freq. [Hz]	2.6	2.5	2.5	2.4	2.4	2.3
Avg. Stride Length [m]	6.5	7.5	7.6	7.5	7.2	6.8



- [] Ranking at each section and finish
- :-:- No data available at this section
- NA No data available



Townsville QLD

Race 6: GREAT NORTHERN BREWING CO BENCHMARK 75 Handicap - 1200m

31 March 2026 - 4:10PM

Track Rating: Good 4, Weather: Fine, Rail Position: +5.5m 1000m-W/Post, +3m Remainder



Field Times (Race Tempo) 1:08.68 0:55.46 0:44.67 0:33.83 0:22.75 0:11.51
 (0:13.22) (0:10.79) (0:10.84) (0:11.08) (0:11.24) (0:11.51)

Rank	TAB#	Horse	Overall Time	First 400m	Top Speed km/h (Section)	L1200	L1000	L800	L600	L400	L200		
	(BAR#)	Jockey	Margin (DT-W)	Last 600m	Fastest Section (Time)	Start - 1000	1000 - 800	800 - 600	600 - 400	400 - 200	200 - Finish		
1	6	Russian Mint	1:08.68	0:24.38	68.3 (800-600)	1:08.68	0:55.09 [3]	0:44.30 [3]	0:33.54 [3]	0:22.49 [3]	0:11.51 [1]		
	(3)	Courtney Bellamy		0:33.55	800-600 (0:10.76)	(0:13.59)	(0:10.79)	(0:10.76)	(0:11.05)	(0:10.99)	(0:11.51)		
2	7	Sand 'N' Power	1:09.20	0:24.17	68.1 (1000-800)	1:09.20	0:55.85 [2]	0:45.04 [2]	0:34.18 [2]	0:23.14 [2]	0:12.02 [2]		
	(10)	Ivo Fry	3.0L (-1)	0:34.18	1000-800 (0:10.82)	(0:13.35)	(0:10.82)	(0:10.86)	(0:11.04)	(0:11.12)	(0:12.02)		
3	9	Ready Tiger	1:09.29	0:24.57	68.0 (800-600)	1:09.29	0:55.52 [4]	0:44.73 [4]	0:33.90 [5]	0:22.89 [6]	0:11.88 [5]		
	(4)	Nathan Thomas	3.6L (+0)	0:33.90	1000-800 (0:10.80)	(0:13.77)	(0:10.80)	(0:10.83)	(0:11.01)	(0:11.01)	(0:11.88)		
4	8	John Joseph	1:09.38	0:24.87	69.1 (800-600)	1:09.38	0:55.38 [7]	0:44.51 [8]	0:33.77 [8]	0:22.62 [9]	0:11.72 [9]		
	(7)	Lacey Morrison	4.1L (+0)	0:33.78	800-600 (0:10.74)	(0:14.00)	(0:10.87)	(0:10.74)	(0:11.15)	(0:10.91)	(0:11.72)		
5	5	Outsmarted	1:09.39	0:24.58	68.0 (800-600)	1:09.39	0:55.50 [6]	0:44.81 [5]	0:34.13 [4]	0:23.11 [4]	0:12.02 [4]		
	(2)	Tahlia Fenlon	4.2L (+3)	0:34.12	800-600 (0:10.68)	(0:13.90)	(0:10.68)	(0:10.68)	(0:11.02)	(0:11.08)	(0:12.02)		
6	3	Rubunkar	1:09.51	0:24.01	68.0 (1200 - 1000)	1:09.51	0:56.29 [1]	0:45.50 [1]	0:34.66 [1]	0:23.58 [1]	0:12.27 [3]		
	(9)	Aidan Holt	4.9L (-2)	0:34.66	1000-800 (0:10.79)	(0:13.22)	(0:10.79)	(0:10.84)	(0:11.08)	(0:11.31)	(0:12.27)		
7	1	Going Nuclear	1:09.59	0:25.07	68.8 (1000-800)	1:09.59	0:55.40 [9]	0:44.52 [9]	0:33.83 [9]	0:23.09 [7]	0:12.11 [6]		
	(6)	Olivia Kendal	5.4L (+1)	0:33.83	800-600 (0:10.69)	(0:14.19)	(0:10.88)	(0:10.69)	(0:10.74)	(0:10.98)	(0:12.11)		
8	10	Wonderland Star	1:09.76	0:25.32	69.2 (800-600)	1:09.76	0:55.25 [10]	0:44.44 [10]	0:33.77 [10]	0:22.85 [10]	0:11.72 [10]		
	(8)	Rachel Shred	6.4L (-3)	0:33.77	800-600 (0:10.67)	(0:14.51)	(0:10.81)	(0:10.67)	(0:10.92)	(0:11.13)	(0:11.72)		
9	4	Strathcona	1:09.79	0:24.72	68.4 (600-400)	1:09.79	0:56.00 [5]	0:45.07 [6]	0:34.30 [6]	0:23.40 [5]	0:12.22 [8]		
	(5)	Gabrielle Semmens	6.5L (+3)	0:34.31	800-600 (0:10.77)	(0:13.79)	(0:10.93)	(0:10.77)	(0:10.90)	(0:11.19)	(0:12.22)		
10	2	Journalism	1:09.84	0:24.86	68.0 (1000-800)	1:09.84	0:55.69 [8]	0:44.98 [7]	0:34.28 [7]	0:23.30 [8]	0:12.27 [7]		
	(1)	Adam Sewell	6.8L (-3)	0:34.27	800-600 (0:10.71)	(0:14.15)	(0:10.71)	(0:10.71)	(0:10.97)	(0:11.03)	(0:12.27)		

Report Created: Tue 31 March 2026

(Note: Races are conducted over an approximate distance as close as possible to the advertised distance, and recorded data may vary accordingly. Official times refer to race times only and do not include handicap times.)

[] Position in running at each section and finish TAB# Saddle cloth number

-:--:-- No data available at this section

NA No data available

DNT Did not track

BAR# Barrier/Gate Position

DNF Did not finish

DT-W Distance travelled compared to winner in metres

Fastest split

Fastest section

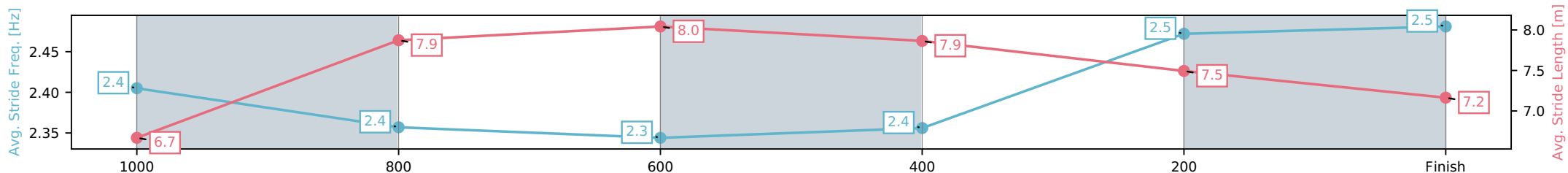
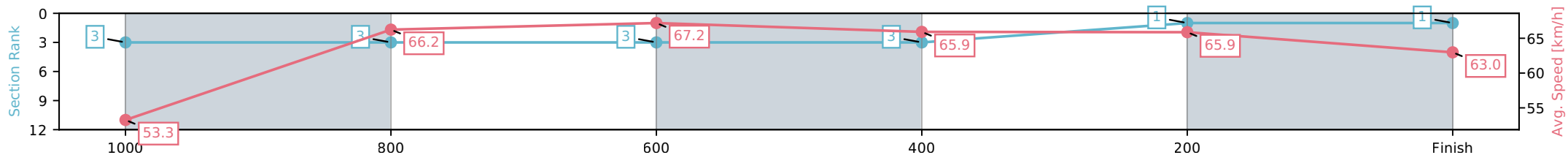
Horse/Jockey Name	Russian Mint/Courtney Bellamy
Finish Rank	1
Fastest Section Time (Section)	0:10.76 (800-600)
Top Speed [km/h] (Section)	68.3 (800-600)
Race State	Finished



Townsville QLD --Professional-2026-03-31
 Race 6: GREAT NORTHERN BREWING CO BENCHMARK 75
 Handicap - 1200m
 31 March 2026 - 4:10PM
 Track Rating: Good 4, Weather: Fine, Rail Position: +5.5m 1000m-W/
 Post, +3m Remainder



Section	L1200	L1000	L800	L600	L400	L200
Section Times	1:08.68 (0:13.59)	0:55.09 [3] (0:10.79)	0:44.30 [3] (0:10.76)	0:33.54 [3] (0:11.05)	0:22.49 [1] (0:10.99)	0:11.51 [1] (0:11.51)
Average Speed [km/h]	53.3	66.2	67.2	65.9	65.9	63.0
Top Speed [km/h]	65.9	68.0	68.3	66.8	66.6	65.9
Avg. Dist. to Rail [m]	3.0	1.4	1.2	2.4	3.1	2.3
Avg. Stride Freq. [Hz]	2.4	2.4	2.3	2.4	2.5	2.5
Avg. Stride Length [m]	6.7	7.9	8.0	7.9	7.5	7.2



- [] Ranking at each section and finish
- :-:- No data available at this section
- NA No data available

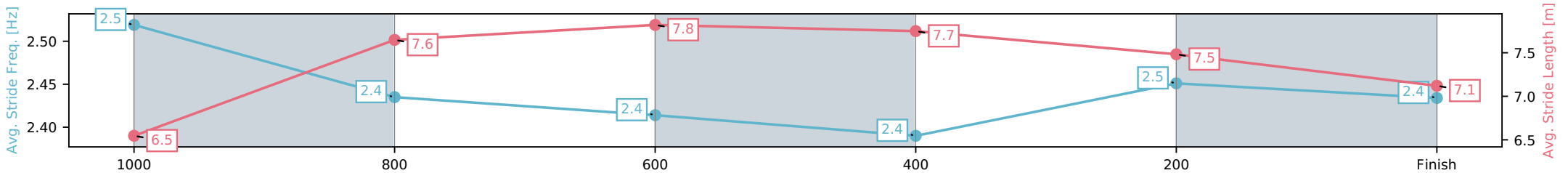

Horse/Jockey Name	Sand 'N' Power/Ivo Fry
Finish Rank	2
Fastest Section Time (Section)	0:10.82 (1000-800)
Top Speed [km/h] (Section)	68.1 (1000-800)
Race State	Finished



Townsville QLD --Professional-2026-03-31
 Race 6: GREAT NORTHERN BREWING CO BENCHMARK 75
 Handicap - 1200m
 31 March 2026 - 4:10PM
 Track Rating: Good 4, Weather: Fine, Rail Position: +5.5m 1000m-W/
 Post, +3m Remainder



Section	L1200	L1000	L800	L600	L400	L200
Section Times	1:09.20 (0:13.35)	0:55.85 [2] (0:10.82)	0:45.04 [2] (0:10.86)	0:34.18 [2] (0:11.04)	0:23.14 [2] (0:11.12)	0:12.02 [2] (0:12.02)
Average Speed [km/h]	54.6	66.3	67.0	65.8	65.0	61.0
Top Speed [km/h]	67.0	68.1	67.9	67.0	66.0	63.7
Avg. Dist. to Rail [m]	7.9	1.4	2.2	2.0	2.0	1.2
Avg. Stride Freq. [Hz]	2.5	2.4	2.4	2.4	2.5	2.4
Avg. Stride Length [m]	6.5	7.6	7.8	7.7	7.5	7.1



[] Ranking at each section and finish
 -:-:- No data available at this section
 NA No data available

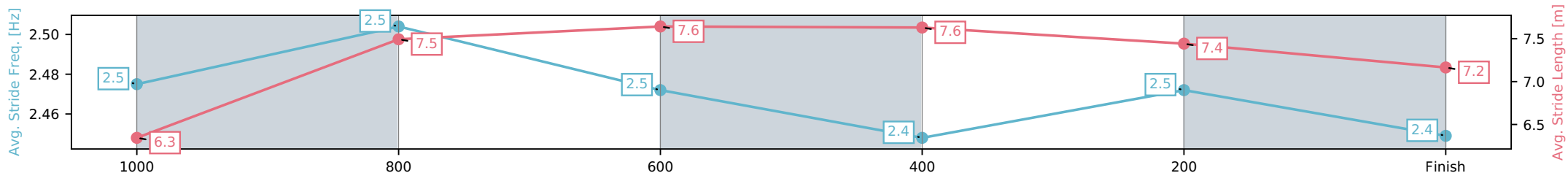
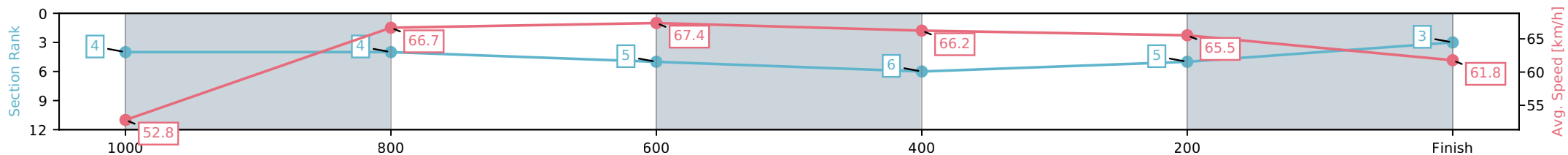
Horse/Jockey Name	Ready Tiger/Nathan Thomas
Finish Rank	3
Fastest Section Time (Section)	0:10.80 (1000-800)
Top Speed [km/h] (Section)	68.0 (800-600)
Race State	Finished



Townsville QLD --Professional-2026-03-31
 Race 6: GREAT NORTHERN BREWING CO BENCHMARK 75
 Handicap - 1200m
 31 March 2026 - 4:10PM
 Track Rating: Good 4, Weather: Fine, Rail Position: +5.5m 1000m-W/
 Post, +3m Remainder



Section	L1200	L1000	L800	L600	L400	L200
Section Times	1:09.29 (0:13.77)	0:55.52 [4] (0:10.80)	0:44.73 [5] (0:10.83)	0:33.90 [6] (0:11.01)	0:22.89 [5] (0:11.01)	0:11.88 [3] (0:11.88)
Average Speed [km/h]	52.8	66.7	67.4	66.2	65.5	61.8
Top Speed [km/h]	67.2	67.0	68.0	66.9	67.4	66.9
Avg. Dist. to Rail [m]	3.7	1.2	3.0	2.4	3.0	4.0
Avg. Stride Freq. [Hz]	2.5	2.5	2.5	2.4	2.5	2.4
Avg. Stride Length [m]	6.3	7.5	7.6	7.6	7.4	7.2



[] Ranking at each section and finish
 -:-:- No data available at this section
 NA No data available

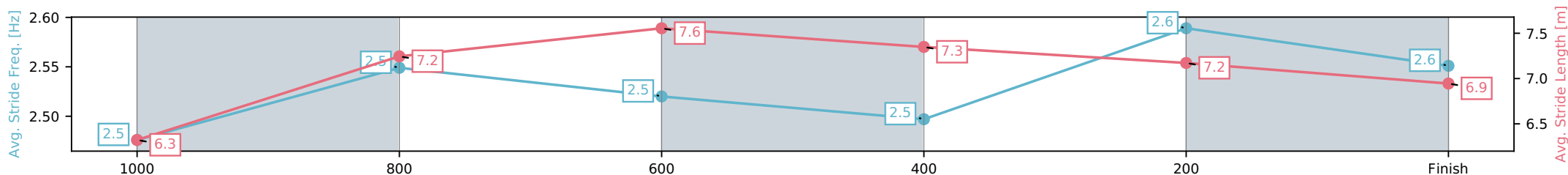
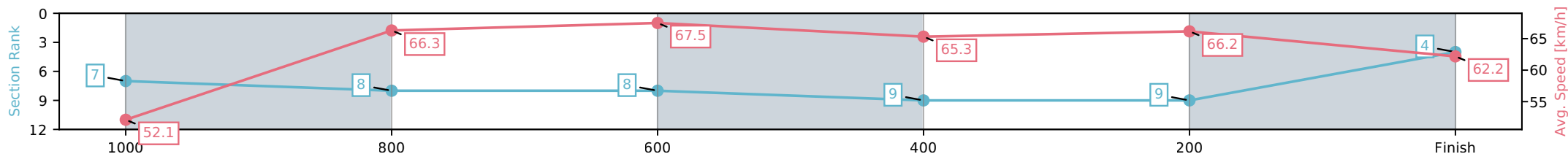
Horse/Jockey Name	John Joseph/Lacey Morrison
Finish Rank	4
Fastest Section Time (Section)	0:10.74 (800-600)
Top Speed [km/h] (Section)	69.1 (800-600)
Race State	Finished



Townsville QLD --Professional-2026-03-31
 Race 6: GREAT NORTHERN BREWING CO BENCHMARK 75
 Handicap - 1200m
 31 March 2026 - 4:10PM
 Track Rating: Good 4, Weather: Fine, Rail Position: +5.5m 1000m-W/
 Post, +3m Remainder



Section	L1200	L1000	L800	L600	L400	L200
Section Times	1:09.38 (0:14.00)	0:55.38 [8] (0:10.87)	0:44.51 [8] (0:10.74)	0:33.77 [9] (0:11.15)	0:22.62 [9] (0:10.91)	0:11.72 [4] (0:11.72)
Average Speed [km/h]	52.1	66.3	67.5	65.3	66.2	62.2
Top Speed [km/h]	63.2	68.8	69.1	66.1	67.3	64.9
Avg. Dist. to Rail [m]	6.0	1.1	1.6	2.4	2.6	4.2
Avg. Stride Freq. [Hz]	2.5	2.5	2.5	2.5	2.6	2.6
Avg. Stride Length [m]	6.3	7.2	7.6	7.3	7.2	6.9



[] Ranking at each section and finish
 -:-:- No data available at this section
 NA No data available

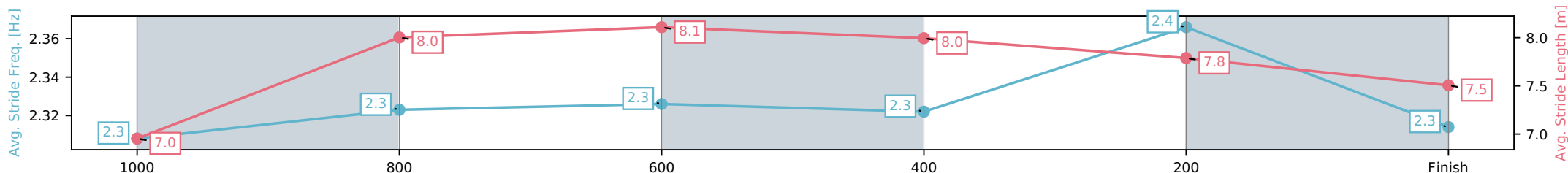
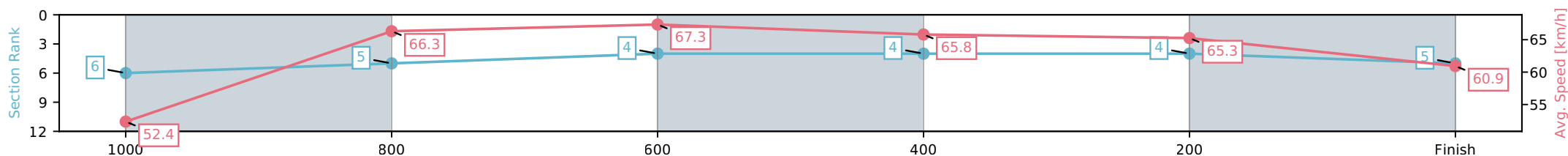
Horse/Jockey Name	Outsmarted/Tahlia Fenlon
Finish Rank	5
Fastest Section Time (Section)	0:10.68 (800-600)
Top Speed [km/h] (Section)	68.0 (800-600)
Race State	Finished



Townsville QLD --Professional-2026-03-31
 Race 6: GREAT NORTHERN BREWING CO BENCHMARK 75
 Handicap - 1200m
 31 March 2026 - 4:10PM
 Track Rating: Good 4, Weather: Fine, Rail Position: +5.5m 1000m-W/
 Post, +3m Remainder



Section	L1200	L1000	L800	L600	L400	L200
Section Times	1:09.39 (0:13.90)	0:55.50 [5] (0:10.68)	0:44.81 [4] (0:10.68)	0:34.13 [4] (0:11.02)	0:23.11 [4] (0:11.08)	0:12.02 [5] (0:12.02)
Average Speed [km/h]	52.4	66.3	67.3	65.8	65.3	60.9
Top Speed [km/h]	65.8	67.1	68.0	67.1	65.9	63.2
Avg. Dist. to Rail [m]	2.5	3.1	0.6	1.7	2.2	3.2
Avg. Stride Freq. [Hz]	2.3	2.3	2.3	2.3	2.4	2.3
Avg. Stride Length [m]	7.0	8.0	8.1	8.0	7.8	7.5



- [] Ranking at each section and finish
- :-:- No data available at this section
- NA No data available

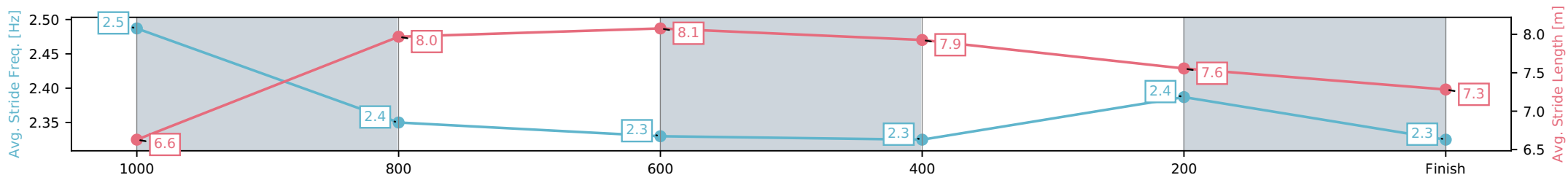
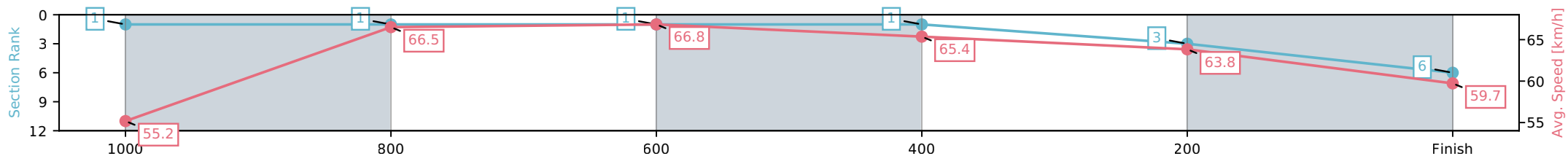
Horse/Jockey Name	Rubunkar/Aidan Holt
Finish Rank	6
Fastest Section Time (Section)	0:10.79 (1000-800)
Top Speed [km/h] (Section)	68.0 (1200 - 1000)
Race State	Finished



Townsville QLD --Professional-2026-03-31
 Race 6: GREAT NORTHERN BREWING CO BENCHMARK 75
 Handicap - 1200m
 31 March 2026 - 4:10PM
 Track Rating: Good 4, Weather: Fine, Rail Position: +5.5m 1000m-W/
 Post, +3m Remainder



Section	L1200	L1000	L800	L600	L400	L200
Section Times	1:09.51 (0:13.22)	0:56.29 [1] (0:10.79)	0:45.50 [1] (0:10.84)	0:34.66 [1] (0:11.08)	0:23.58 [3] (0:11.31)	0:12.27 [6] (0:12.27)
Average Speed [km/h]	55.2	66.5	66.8	65.4	63.8	59.7
Top Speed [km/h]	68.0	67.5	67.3	66.4	65.2	62.0
Avg. Dist. to Rail [m]	7.4	1.4	1.2	1.2	1.4	1.4
Avg. Stride Freq. [Hz]	2.5	2.4	2.3	2.3	2.4	2.3
Avg. Stride Length [m]	6.6	8.0	8.1	7.9	7.6	7.3



- [] Ranking at each section and finish
- :-:- No data available at this section
- NA No data available

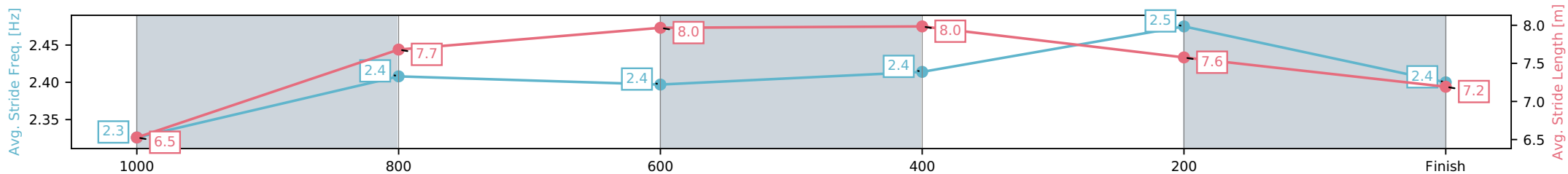
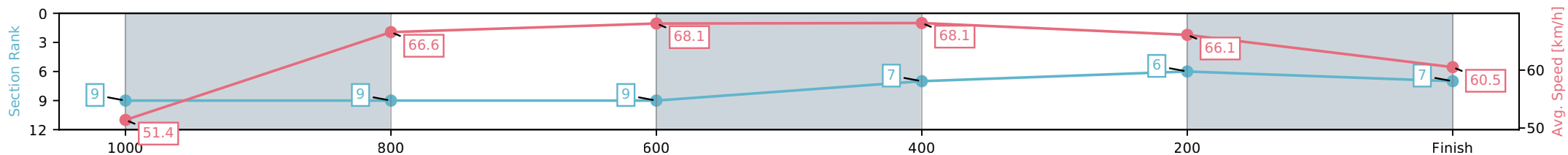
Horse/Jockey Name	Going Nuclear/Olivia Kendal
Finish Rank	7
Fastest Section Time (Section)	0:10.69 (800-600)
Top Speed [km/h] (Section)	68.8 (1000-800)
Race State	Finished



Townsville QLD --Professional-2026-03-31
 Race 6: GREAT NORTHERN BREWING CO BENCHMARK 75
 Handicap - 1200m
 31 March 2026 - 4:10PM
 Track Rating: Good 4, Weather: Fine, Rail Position: +5.5m 1000m-W/
 Post, +3m Remainder



Section	L1200	L1000	L800	L600	L400	L200
Section Times	1:09.59 (0:14.19)	0:55.40 [9] (0:10.88)	0:44.52 [9] (0:10.69)	0:33.83 [7] (0:10.74)	0:23.09 [6] (0:10.98)	0:12.11 [7] (0:12.11)
Average Speed [km/h]	51.4	66.6	68.1	68.1	66.1	60.5
Top Speed [km/h]	64.9	68.8	68.6	68.6	67.3	64.0
Avg. Dist. to Rail [m]	6.0	1.4	2.3	3.3	6.3	8.5
Avg. Stride Freq. [Hz]	2.3	2.4	2.4	2.4	2.5	2.4
Avg. Stride Length [m]	6.5	7.7	8.0	8.0	7.6	7.2



- [] Ranking at each section and finish
- :-:- No data available at this section
- NA No data available

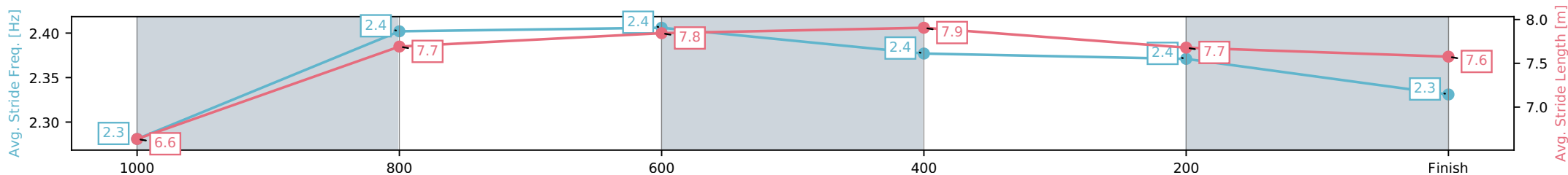
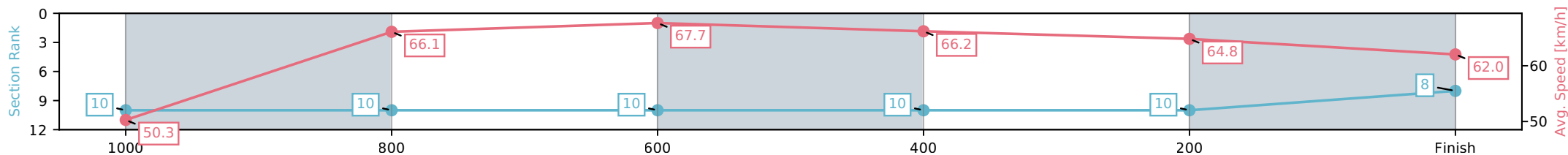
Horse/Jockey Name	Wonderland Star/Rachel Shred
Finish Rank	8
Fastest Section Time (Section)	0:10.67 (800-600)
Top Speed [km/h] (Section)	69.2 (800-600)
Race State	Finished



Townsville QLD --Professional-2026-03-31
 Race 6: GREAT NORTHERN BREWING CO BENCHMARK 75
 Handicap - 1200m
 31 March 2026 - 4:10PM
 Track Rating: Good 4, Weather: Fine, Rail Position: +5.5m 1000m-W/
 Post, +3m Remainder



Section	L1200	L1000	L800	L600	L400	L200
Section Times	1:09.76 (0:14.51)	0:55.25 [10] (0:10.81)	0:44.44 [10] (0:10.67)	0:33.77 [10] (0:10.92)	0:22.85 [10] (0:11.13)	0:11.72 [8] (0:11.72)
Average Speed [km/h]	50.3	66.1	67.7	66.2	64.8	62.0
Top Speed [km/h]	63.8	67.8	69.2	68.2	65.7	64.2
Avg. Dist. to Rail [m]	5.4	1.7	0.9	0.5	3.2	6.5
Avg. Stride Freq. [Hz]	2.3	2.4	2.4	2.4	2.4	2.3
Avg. Stride Length [m]	6.6	7.7	7.8	7.9	7.7	7.6



- [] Ranking at each section and finish
- :-:- No data available at this section
- NA No data available

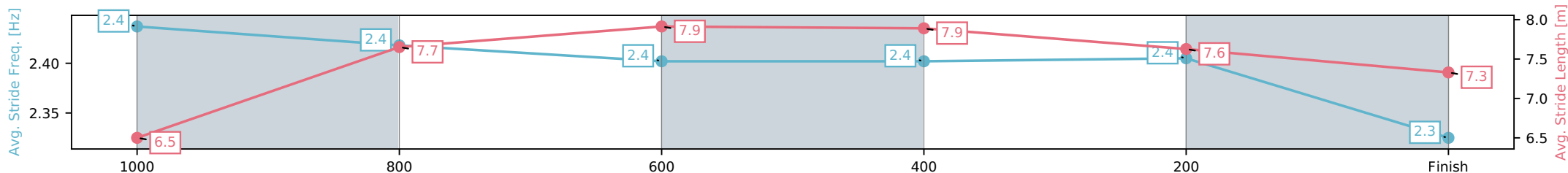
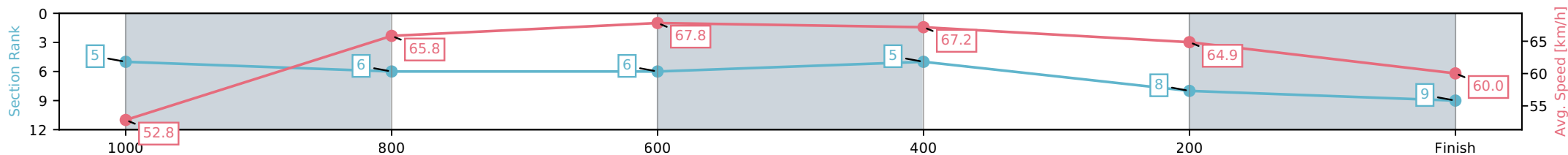
Horse/Jockey Name	Strathcona/Gabrielle Semmens
Finish Rank	9
Fastest Section Time (Section)	0:10.77 (800-600)
Top Speed [km/h] (Section)	68.4 (600-400)
Race State	Finished



Townsville QLD --Professional-2026-03-31
 Race 6: GREAT NORTHERN BREWING CO BENCHMARK 75
 Handicap - 1200m
 31 March 2026 - 4:10PM
 Track Rating: Good 4, Weather: Fine, Rail Position: +5.5m 1000m-W/
 Post, +3m Remainder



Section	L1200	L1000	L800	L600	L400	L200
Section Times	1:09.79 (0:13.79)	0:56.00 [6] (0:10.93)	0:45.07 [6] (0:10.77)	0:34.30 [5] (0:10.90)	0:23.40 [8] (0:11.19)	0:12.22 [9] (0:12.22)
Average Speed [km/h]	52.8	65.8	67.8	67.2	64.9	60.0
Top Speed [km/h]	66.4	66.6	68.2	68.4	65.9	62.6
Avg. Dist. to Rail [m]	3.6	1.1	2.8	3.6	5.0	6.4
Avg. Stride Freq. [Hz]	2.4	2.4	2.4	2.4	2.4	2.3
Avg. Stride Length [m]	6.5	7.7	7.9	7.9	7.6	7.3



- [] Ranking at each section and finish
- :-:- No data available at this section
- NA No data available

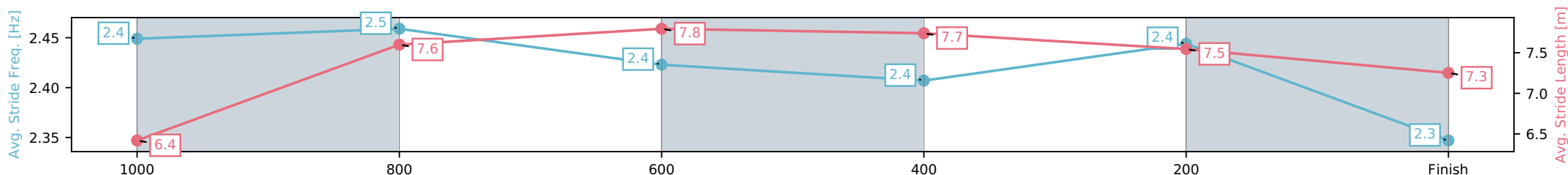
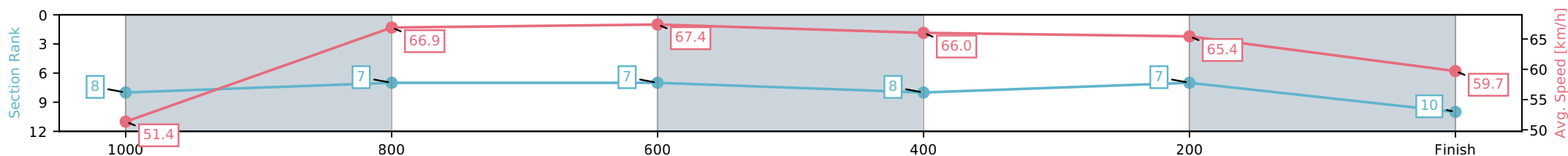
Horse/Jockey Name	Journalism/Adam Sewell
Finish Rank	10
Fastest Section Time (Section)	0:10.71 (800-600)
Top Speed [km/h] (Section)	68.0 (1000-800)
Race State	Finished



Townsville QLD --Professional-2026-03-31
 Race 6: GREAT NORTHERN BREWING CO BENCHMARK 75
 Handicap - 1200m
 31 March 2026 - 4:10PM
 Track Rating: Good 4, Weather: Fine, Rail Position: +5.5m 1000m-W/
 Post, +3m Remainder



Section	L1200	L1000	L800	L600	L400	L200
Section Times	1:09.84 (0:14.15)	0:55.69 [7] (0:10.71)	0:44.98 [7] (0:10.71)	0:34.28 [8] (0:10.97)	0:23.30 [7] (0:11.03)	0:12.27 [10] (0:12.27)
Average Speed [km/h]	51.4	66.9	67.4	66.0	65.4	59.7
Top Speed [km/h]	64.8	68.0	67.9	67.1	66.3	62.4
Avg. Dist. to Rail [m]	1.6	1.2	0.7	1.1	2.3	2.8
Avg. Stride Freq. [Hz]	2.4	2.5	2.4	2.4	2.4	2.3
Avg. Stride Length [m]	6.4	7.6	7.8	7.7	7.5	7.3



- [] Ranking at each section and finish
- :-:- No data available at this section
- NA No data available



Townsville QLD

Race 7: LADBROKES SAME RACE MULTI BENCHMARK 65 Handicap - 1400m

31 March 2026 - 4:51PM

Track Rating: Good 4, Weather: Fine, Rail Position: +5.5m 1000m-W/Post, +3m Remainder



Field Times (Race Tempo) 1:22.17 (0:14.18) 1:07.99 (0:10.66) 0:57.33 (0:11.22) 0:46.11 (0:11.52) 0:34.58 (0:11.44) 0:23.14 (0:11.33) 0:11.81 (0:11.81)

Rank	TAB#	Horse	Overall Time	First 400m	Top Speed km/h (Section)	L1400	L1200	L1000	L800	L600	L400	L200	
	(BAR#)	Jockey	Margin (DT-W)	Last 600m	Fastest Section (Time)	Start - 1200	1200 - 1000	1000 - 800	800 - 600	600 - 400	400 - 200	200 - Finish	
1	11	Rhegion	1:22.17	0:25.06	67.7 (1200-1000)	1:22.17	1:07.95 [2]	0:57.10 [2]	0:45.91 [2]	0:34.44 [2]	0:23.04 [2]	0:11.81 [1]	
	(14)	Ryan Wiggins		0:34.44	1200-1000 (0:10.84)	(0:14.22)	(0:10.84)	(0:11.20)	(0:11.47)	(0:11.40)	(0:11.23)	(0:11.81)	
2	5	Keep On Running	1:22.55	0:24.84	68.6 (1200-1000)	1:22.55	1:08.37 [1]	0:57.71 [1]	0:46.49 [1]	0:34.96 [1]	0:23.52 [1]	0:12.12 [2]	
	(1)	Adam Sewell	2.3L (+0)	0:34.96	1200-1000 (0:10.66)	(0:14.18)	(0:10.66)	(0:11.22)	(0:11.52)	(0:11.44)	(0:11.40)	(0:12.12)	
3	13	Manhattan's	1:22.83	0:25.77	66.3 (800-600)	1:22.83	1:08.15 [5]	0:57.07 [6]	0:45.90 [5]	0:34.75 [5]	0:23.39 [7]	0:11.98 [4]	
	(3)	Michael Murphy	3.9L (+5)	0:34.74	1200-1000 (0:11.09)	(0:14.68)	(0:11.09)	(0:11.17)	(0:11.15)	(0:11.36)	(0:11.40)	(0:11.98)	
4	3	Central Park	1:22.93	0:26.60	67.5 (400-200)	1:22.93	1:07.63 [13]	0:56.33 [13]	0:45.27 [13]	0:34.19 [12]	0:22.98 [12]	0:11.80 [8]	
	(8)	Courtney Bellamy	4.5L (+7)	0:34.19	1000-800 (0:11.06)	(0:15.30)	(0:11.30)	(0:11.06)	(0:11.09)	(0:11.21)	(0:11.18)	(0:11.80)	
5	10	Prominent Lad	1:22.98	0:25.63	66.4 (1200-1000)	1:22.98	1:08.36 [4]	0:57.35 [4]	0:46.04 [6]	0:34.90 [6]	0:23.58 [5]	0:12.11 [5]	
	(9)	Aidan Holt	4.8L (-3)	0:34.89	1200-1000 (0:11.01)	(0:14.62)	(0:11.01)	(0:11.31)	(0:11.14)	(0:11.32)	(0:11.46)	(0:12.11)	
6	12	Primo	1:23.06	0:26.05	66.4 (800-600)	1:23.06	1:08.15 [9]	0:57.02 [9]	0:45.88 [9]	0:34.78 [8]	0:23.54 [8]	0:12.11 [7]	
	(11)	Tahlia Fenlon	5.3L (+4)	0:34.78	800-600 (0:11.10)	(0:14.91)	(0:11.14)	(0:11.14)	(0:11.10)	(0:11.24)	(0:11.43)	(0:12.11)	
7	7	Impressionism	1:23.23	0:25.50	65.8 (1200-1000)	1:23.23	1:08.76 [3]	0:57.73 [3]	0:46.55 [3]	0:35.30 [4]	0:23.94 [3]	0:12.43 [3]	
	(7)	Gabrielle Semmens	6.2L (+1)	0:35.29	1200-1000 (0:11.02)	(0:14.48)	(0:11.02)	(0:11.18)	(0:11.26)	(0:11.35)	(0:11.51)	(0:12.43)	
8	9	Joe's Giggle	1:23.25	0:25.90	67.0 (1400 - 1200)	1:23.25	1:08.52 [7]	0:57.36 [8]	0:46.16 [8]	0:34.97 [8]	0:23.61 [9]	0:12.04 [10]	
	(2)	Chris McIver	6.4L (+1)	0:34.97	1200-1000 (0:11.17)	(0:14.73)	(0:11.17)	(0:11.20)	(0:11.19)	(0:11.36)	(0:11.57)	(0:12.04)	
9	4	Release Le Missile	1:23.27	0:26.56	65.3 (600-400)	1:23.27	1:07.99 [12]	0:56.71 [12]	0:45.62 [12]	0:34.47 [13]	0:23.28 [13]	0:12.01 [11]	
	(5)	Wanderson D'Avila	6.5L (+10)	0:34.48	1000-800 (0:11.09)	(0:15.28)	(0:11.28)	(0:11.09)	(0:11.14)	(0:11.20)	(0:11.27)	(0:12.01)	
10	16	Oh So Thrilling	1:23.27	0:26.27	67.7 (800-600)	1:23.27	1:08.15 [10]	0:57.00 [10]	0:45.82 [10]	0:34.68 [11]	0:23.35 [10]	0:11.94 [12]	
	(13)	Chris Whiteley	6.5L (+10)	0:34.68	800-600 (0:11.14)	(0:15.12)	(0:11.15)	(0:11.18)	(0:11.14)	(0:11.33)	(0:11.41)	(0:11.94)	

Scratched: Acclimatise (#1), Miss Shu (#14), Looming One (#17), Savvy Thinker (#18)

Report Created: Tue 31 March 2026

(Note: Races are conducted over an approximate distance as close as possible to the advertised distance, and recorded data may vary accordingly. Official times refer to race times only and do not include handicap times.)

[] Position in running at each section and finish TAB# Saddle cloth number

-:--:-- No data available at this section

NA No data available

DNT Did not track

BAR# Barrier/Gate Position

DNF Did not finish

DT-W Distance travelled compared to winner in metres

Fastest split

Fastest section



Townsville QLD

Race 7: LADBROKES SAME RACE MULTI BENCHMARK 65 Handicap - 1400m

31 March 2026 - 4:51PM

Track Rating: Good 4, Weather: Fine, Rail Position: +5.5m 1000m-W/Post, +3m Remainder



Field Times (Race Tempo) 1:22.17 (0:14.18) 1:07.99 (0:10.66) 0:57.33 (0:11.22) 0:46.11 (0:11.52) 0:34.58 (0:11.44) 0:23.14 (0:11.33) 0:11.81 (0:11.81)

Rank	TAB#	Horse	Overall Time	First 400m	Top Speed km/h (Section)	L1400	L1200	L1000	L800	L600	L400	L200	
	(BAR#)	Jockey	Margin (DT-W)	Last 600m	Fastest Section (Time)	Start - 1200	1200 - 1000	1000 - 800	800 - 600	600 - 400	400 - 200	200 - Finish	
11	2	Misterkipchoge	1:23.36	0:26.33	66.3 (800-600)	1:23.36	1:08.16 [11]	0:57.03 [11]	0:45.89 [11]	0:34.80 [10]	0:23.44 [10]	0:11.99 [13]	
	(6)	Lauren Guernier	7.0L (+2)	0:34.80	800-600 (0:11.09)	(0:15.20)	(0:11.13)	(0:11.14)	(0:11.09)	(0:11.36)	(0:11.45)	(0:11.99)	
12	15	Tymon	1:23.37	0:26.73	69.4 (600-400)	1:23.37	1:07.86 [14]	0:56.64 [14]	0:45.40 [14]	0:34.18 [14]	0:23.11 [14]	0:11.92 [14]	
	(10)	Olivia Kendal	7.1L (+17)	0:34.17	600-400 (0:11.07)	(0:15.50)	(0:11.23)	(0:11.24)	(0:11.22)	(0:11.07)	(0:11.18)	(0:11.92)	
13	8	Mooloolaba	1:23.44	0:25.72	66.5 (800-600)	1:23.44	1:08.72 [6]	0:57.72 [5]	0:46.62 [4]	0:35.56 [3]	0:24.07 [4]	0:12.29 [9]	
	(12)	McKenzie Apel	7.5L (+3)	0:35.56	1200-1000 (0:11.00)	(0:14.72)	(0:11.00)	(0:11.10)	(0:11.06)	(0:11.49)	(0:11.78)	(0:12.29)	
14	6	Carpaccio	1:23.93	0:25.79	67.9 (1400 - 1200)	1:23.93	1:09.18 [8]	0:58.14 [7]	0:46.93 [7]	0:35.85 [7]	0:24.52 [6]	0:13.01 [6]	
	(4)	Sean Cormack	10.4L (+4)	0:35.85	1200-1000 (0:11.04)	(0:14.75)	(0:11.04)	(0:11.22)	(0:11.08)	(0:11.33)	(0:11.51)	(0:13.01)	

Scratched: Acclimatise (#1), Miss Shu (#14), Looming One (#17), Savvy Thinker (#18)

Report Created: Tue 31 March 2026

(Note: Races are conducted over an approximate distance as close as possible to the advertised distance, and recorded data may vary accordingly. Official times refer to race times only and do not include handicap times.)

[] Position in running at each section and finish TAB# Saddle cloth number

-:--:-- No data available at this section

NA No data available

DNT Did not track

BAR# Barrier/Gate Position

DNF Did not finish

DT-W Distance travelled compared to winner in metres

Fastest split

Fastest section

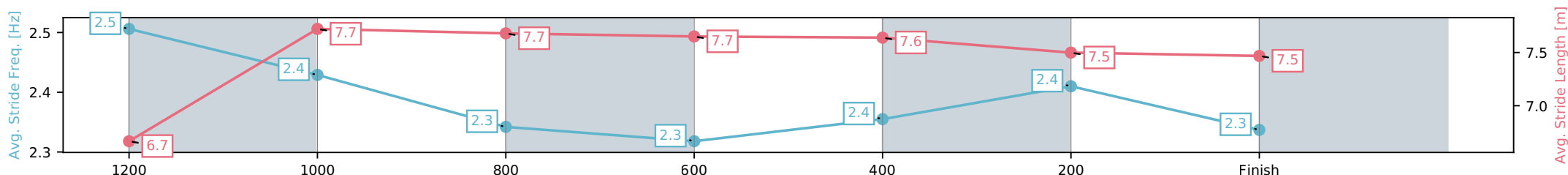
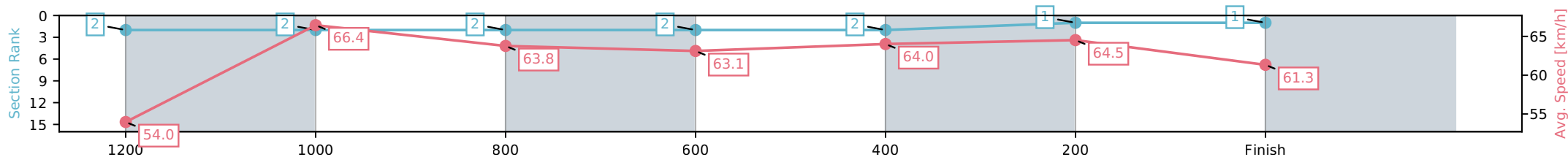
Horse/Jockey Name	Rhegion/Ryan Wiggins
Finish Rank	1
Fastest Section Time (Section)	0:10.84 (1200-1000)
Top Speed [km/h] (Section)	67.7 (1200-1000)
Race State	Finished



Townsville QLD --Professional-2026-03-31
 Race 7: LADBROKES SAME RACE MULTI BENCHMARK 65
 Handicap - 1400m
 31 March 2026 - 4:51PM
 Track Rating: Good 4, Weather: Fine, Rail Position: +5.5m 1000m-W/
 Post, +3m Remainder



Section	L1400	L1200	L1000	L800	L600	L400	L200
Section Times	1:22.17 (0:14.22)	1:07.95 [2] (0:10.84)	0:57.10 [2] (0:11.20)	0:45.91 [2] (0:11.47)	0:34.44 [2] (0:11.40)	0:23.04 [1] (0:11.23)	0:11.81 [1] (0:11.81)
Average Speed [km/h]	54.0	66.4	63.8	63.1	64.0	64.5	61.3
Top Speed [km/h]	67.5	67.7	65.3	64.0	65.2	65.8	64.1
Avg. Dist. to Rail [m]	9.6	1.9	1.2	0.7	2.9	3.5	3.2
Avg. Stride Freq. [Hz]	2.5	2.4	2.3	2.3	2.4	2.4	2.3
Avg. Stride Length [m]	6.7	7.7	7.7	7.7	7.6	7.5	7.5



[] Ranking at each section and finish
 -:-:- No data available at this section
 NA No data available

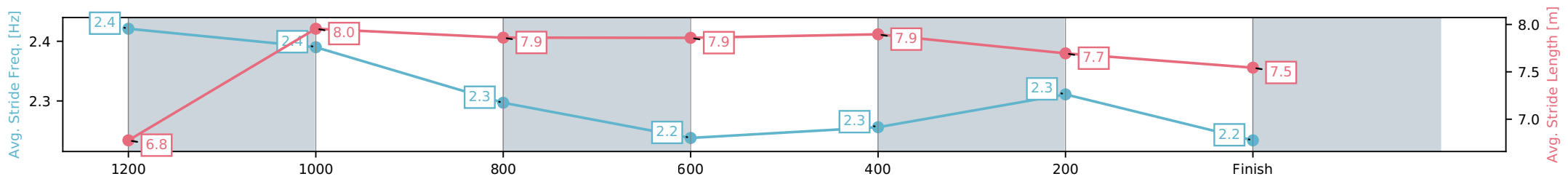
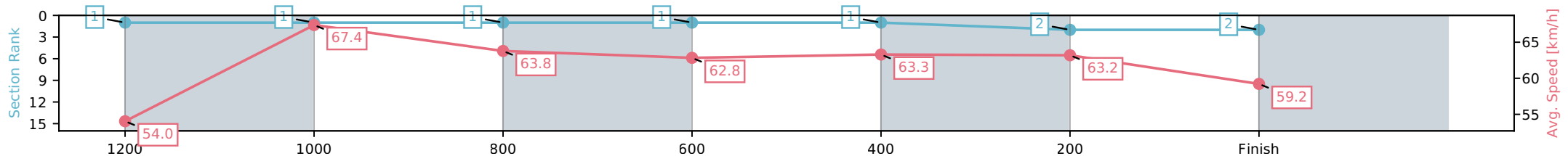
Horse/Jockey Name	Keep On Running/Adam Sewell
Finish Rank	2
Fastest Section Time (Section)	0:10.66 (1200-1000)
Top Speed [km/h] (Section)	68.6 (1200-1000)
Race State	Finished



Townsville QLD --Professional-2026-03-31
 Race 7: LADBROKES SAME RACE MULTI BENCHMARK 65
 Handicap - 1400m
 31 March 2026 - 4:51PM
 Track Rating: Good 4, Weather: Fine, Rail Position: +5.5m 1000m-W/
 Post, +3m Remainder



Section	L1400	L1200	L1000	L800	L600	L400	L200
Section Times	1:22.55 (0:14.18)	1:08.37 [1] (0:10.66)	0:57.71 [1] (0:11.22)	0:46.49 [1] (0:11.52)	0:34.96 [1] (0:11.44)	0:23.52 [2] (0:11.40)	0:12.12 [2] (0:12.12)
Average Speed [km/h]	54.0	67.4	63.8	62.8	63.3	63.2	59.2
Top Speed [km/h]	68.0	68.6	64.8	64.4	64.4	63.9	62.3
Avg. Dist. to Rail [m]	2.0	0.7	1.2	1.0	1.3	0.9	1.0
Avg. Stride Freq. [Hz]	2.4	2.4	2.3	2.2	2.3	2.3	2.2
Avg. Stride Length [m]	6.8	8.0	7.9	7.9	7.9	7.7	7.5



[] Ranking at each section and finish
 -:-:- No data available at this section
 NA No data available

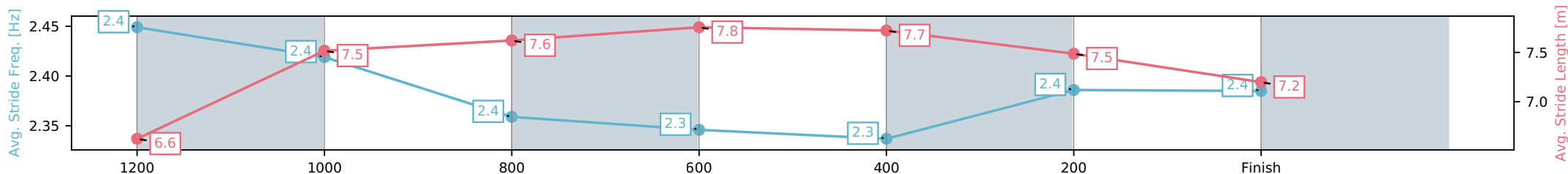
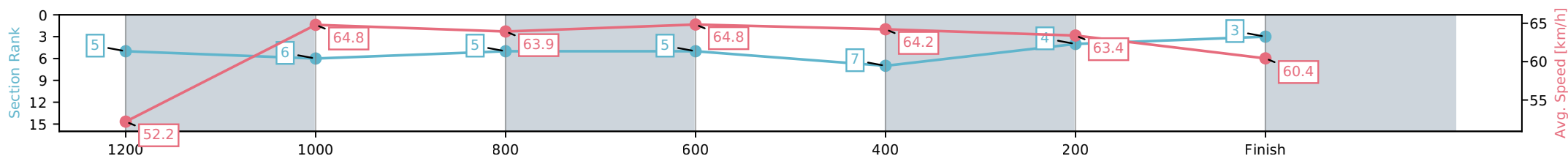
Horse/Jockey Name	Manhattan's/Michael Murphy
Finish Rank	3
Fastest Section Time (Section)	0:11.09 (1200-1000)
Top Speed [km/h] (Section)	66.3 (800-600)
Race State	Finished



Townsville QLD --Professional-2026-03-31
 Race 7: LADBROKES SAME RACE MULTI BENCHMARK 65
 Handicap - 1400m
 31 March 2026 - 4:51PM
 Track Rating: Good 4, Weather: Fine, Rail Position: +5.5m 1000m-W/
 Post, +3m Remainder



Section	L1400	L1200	L1000	L800	L600	L400	L200
Section Times	1:22.83 (0:14.68)	1:08.15 [6] (0:11.09)	0:57.07 [5] (0:11.17)	0:45.90 [5] (0:11.15)	0:34.75 [7] (0:11.36)	0:23.39 [4] (0:11.40)	0:11.98 [3] (0:11.98)
Average Speed [km/h]	52.2	64.8	63.9	64.8	64.2	63.4	60.4
Top Speed [km/h]	64.1	65.8	65.2	66.3	65.5	64.2	63.5
Avg. Dist. to Rail [m]	2.5	0.9	1.6	0.9	2.9	3.4	3.6
Avg. Stride Freq. [Hz]	2.4	2.4	2.4	2.3	2.3	2.4	2.4
Avg. Stride Length [m]	6.6	7.5	7.6	7.8	7.7	7.5	7.2



- [] Ranking at each section and finish
- :-:- No data available at this section
- NA No data available

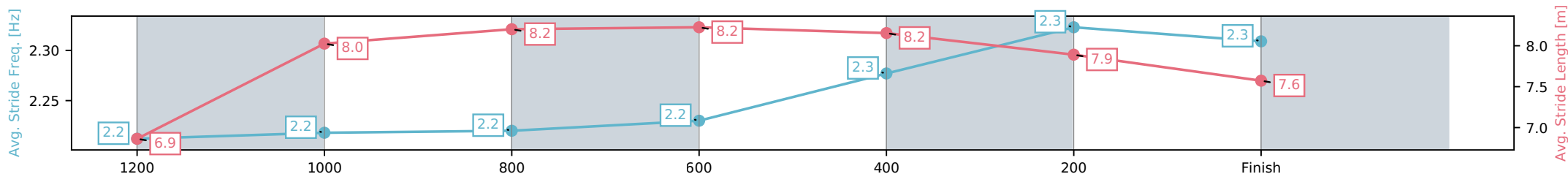
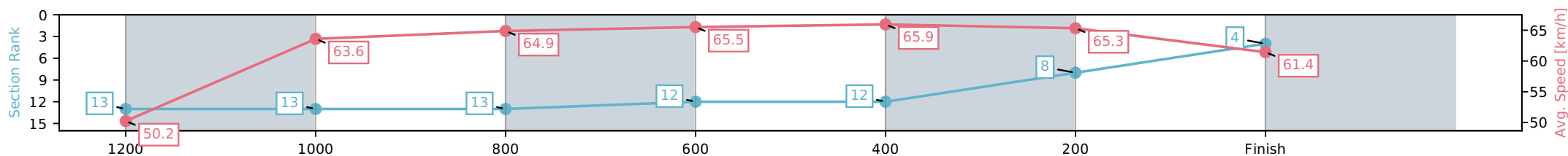
Horse/Jockey Name	Central Park/Courtney Bellamy
Finish Rank	4
Fastest Section Time (Section)	0:11.06 (1000-800)
Top Speed [km/h] (Section)	67.5 (400-200)
Race State	Finished



Townsville QLD --Professional-2026-03-31
 Race 7: LADBROKES SAME RACE MULTI BENCHMARK 65
 Handicap - 1400m
 31 March 2026 - 4:51PM
 Track Rating: Good 4, Weather: Fine, Rail Position: +5.5m 1000m-W/
 Post, +3m Remainder



Section	L1400	L1200	L1000	L800	L600	L400	L200
Section Times	1:22.93 (0:15.30)	1:07.63 [13] (0:11.30)	0:56.33 [13] (0:11.06)	0:45.27 [12] (0:11.09)	0:34.19 [12] (0:11.21)	0:22.98 [8] (0:11.18)	0:11.80 [4] (0:11.80)
Average Speed [km/h]	50.2	63.6	64.9	65.5	65.9	65.3	61.4
Top Speed [km/h]	62.8	64.7	65.4	67.0	66.9	67.5	63.4
Avg. Dist. to Rail [m]	4.6	0.7	1.3	2.2	5.5	8.8	10.8
Avg. Stride Freq. [Hz]	2.2	2.2	2.2	2.2	2.3	2.3	2.3
Avg. Stride Length [m]	6.9	8.0	8.2	8.2	8.2	7.9	7.6



- [] Ranking at each section and finish
- :-:- No data available at this section
- NA No data available

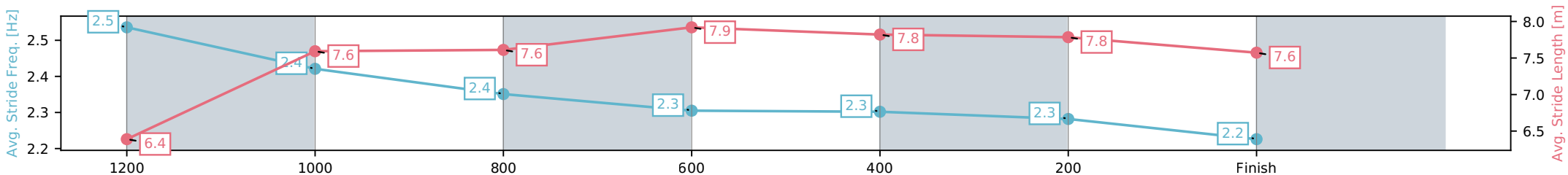
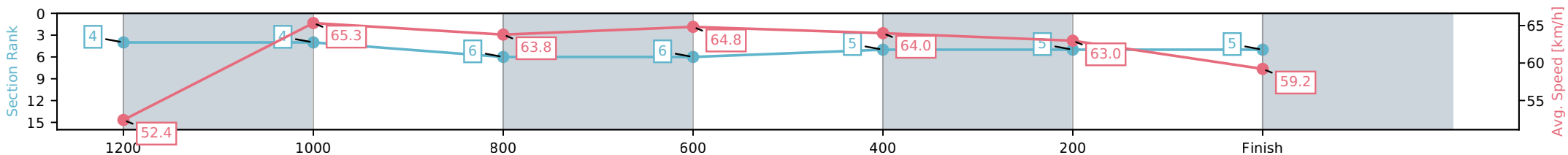
Horse/Jockey Name	Prominent Lad/Aidan Holt
Finish Rank	5
Fastest Section Time (Section)	0:11.01 (1200-1000)
Top Speed [km/h] (Section)	66.4 (1200-1000)
Race State	Finished



Townsville QLD --Professional-2026-03-31
 Race 7: LADBROKES SAME RACE MULTI BENCHMARK 65
 Handicap - 1400m
 31 March 2026 - 4:51PM
 Track Rating: Good 4, Weather: Fine, Rail Position: +5.5m 1000m-W/
 Post, +3m Remainder



Section	L1400	L1200	L1000	L800	L600	L400	L200
Section Times	1:22.98 (0:14.62)	1:08.36 [4] (0:11.01)	0:57.35 [6] (0:11.31)	0:46.04 [6] (0:11.14)	0:34.90 [5] (0:11.32)	0:23.58 [5] (0:11.46)	0:12.11 [5] (0:12.11)
Average Speed [km/h]	52.4	65.3	63.8	64.8	64.0	63.0	59.2
Top Speed [km/h]	66.0	66.4	64.4	65.8	64.7	64.3	61.3
Avg. Dist. to Rail [m]	7.4	1.8	0.9	0.7	1.2	2.1	3.5
Avg. Stride Freq. [Hz]	2.5	2.4	2.4	2.3	2.3	2.3	2.2
Avg. Stride Length [m]	6.4	7.6	7.6	7.9	7.8	7.8	7.6



- [] Ranking at each section and finish
- :-:- No data available at this section
- NA No data available

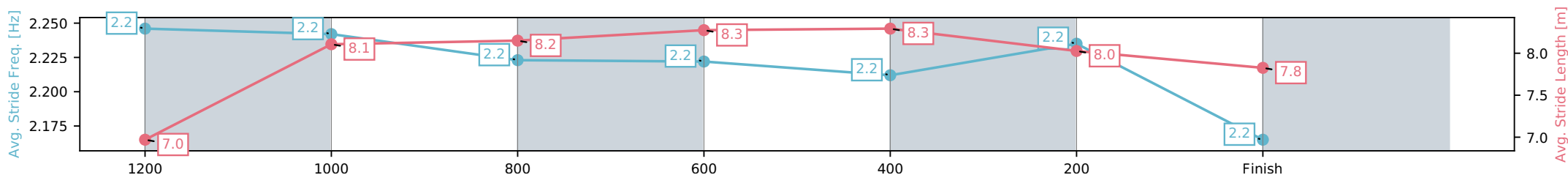
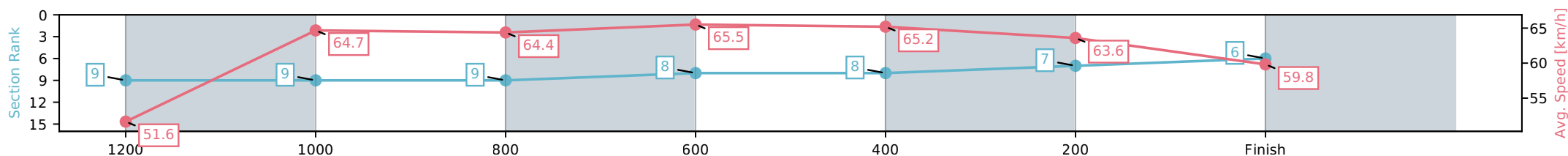
Horse/Jockey Name	Primo/Tahlia Fenlon
Finish Rank	6
Fastest Section Time (Section)	0:11.10 (800-600)
Top Speed [km/h] (Section)	66.4 (800-600)
Race State	Finished



Townsville QLD --Professional-2026-03-31
 Race 7: LADBROKES SAME RACE MULTI BENCHMARK 65
 Handicap - 1400m
 31 March 2026 - 4:51PM
 Track Rating: Good 4, Weather: Fine, Rail Position: +5.5m 1000m-W/
 Post, +3m Remainder



Section	L1400	L1200	L1000	L800	L600	L400	L200
Section Times	1:23.06 (0:14.91)	1:08.15 [9] (0:11.14)	0:57.02 [9] (0:11.14)	0:45.88 [8] (0:11.10)	0:34.78 [8] (0:11.24)	0:23.54 [7] (0:11.43)	0:12.11 [6] (0:12.11)
Average Speed [km/h]	51.6	64.7	64.4	65.5	65.2	63.6	59.8
Top Speed [km/h]	64.8	65.1	65.2	66.4	65.6	64.6	61.8
Avg. Dist. to Rail [m]	7.7	1.6	1.0	1.9	3.7	6.5	8.4
Avg. Stride Freq. [Hz]	2.2	2.2	2.2	2.2	2.2	2.2	2.2
Avg. Stride Length [m]	7.0	8.1	8.2	8.3	8.3	8.0	7.8



[] Ranking at each section and finish
 -:-:- No data available at this section
 NA No data available

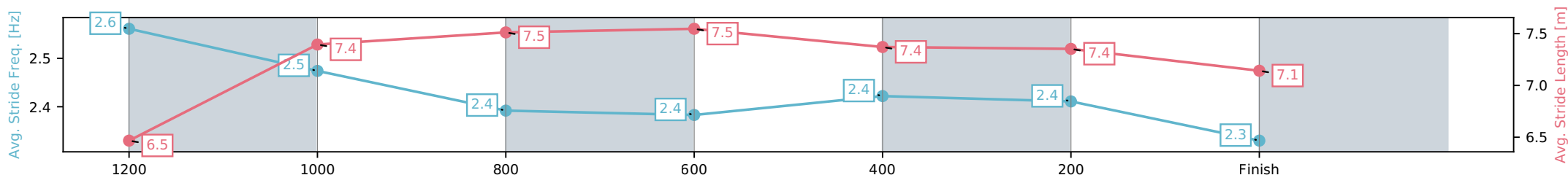
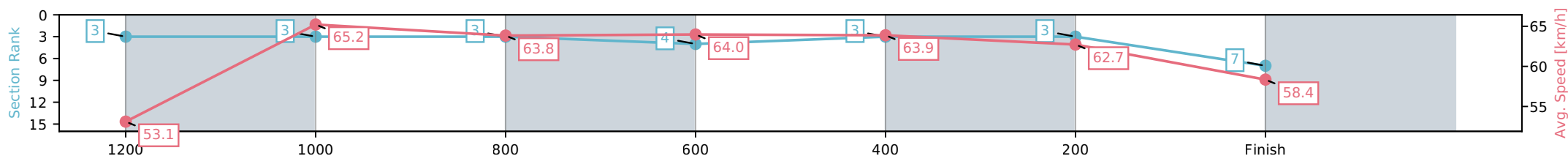
Horse/Jockey Name	Impressionism/Gabrielle Semmens
Finish Rank	7
Fastest Section Time (Section)	0:11.02 (1200-1000)
Top Speed [km/h] (Section)	65.8 (1200-1000)
Race State	Finished



Townsville QLD --Professional-2026-03-31
 Race 7: LADBROKES SAME RACE MULTI BENCHMARK 65
 Handicap - 1400m
 31 March 2026 - 4:51PM
 Track Rating: Good 4, Weather: Fine, Rail Position: +5.5m 1000m-W/
 Post, +3m Remainder



Section	L1400	L1200	L1000	L800	L600	L400	L200
Section Times	1:23.23 (0:14.48)	1:08.76 [3] (0:11.02)	0:57.73 [3] (0:11.18)	0:46.55 [4] (0:11.26)	0:35.30 [3] (0:11.35)	0:23.94 [3] (0:11.51)	0:12.43 [7] (0:12.43)
Average Speed [km/h]	53.1	65.2	63.8	64.0	63.9	62.7	58.4
Top Speed [km/h]	65.1	65.8	65.2	65.3	65.5	64.9	62.2
Avg. Dist. to Rail [m]	5.3	0.7	1.5	0.4	1.6	2.5	2.4
Avg. Stride Freq. [Hz]	2.6	2.5	2.4	2.4	2.4	2.4	2.3
Avg. Stride Length [m]	6.5	7.4	7.5	7.5	7.4	7.4	7.1



- [] Ranking at each section and finish
- :-:- No data available at this section
- NA No data available

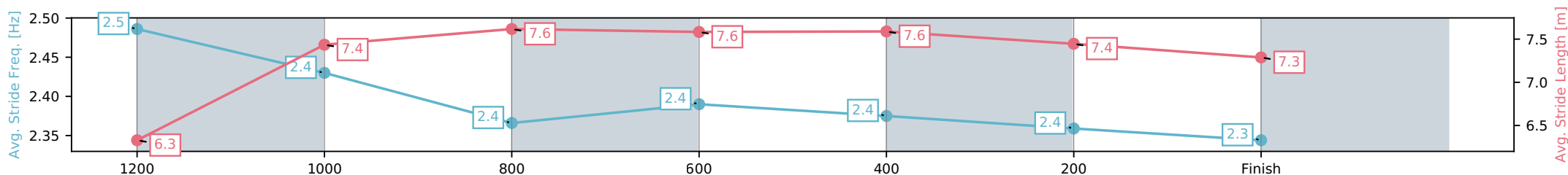
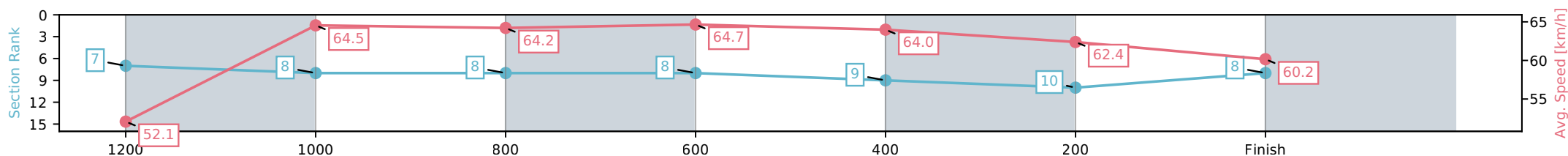
Horse/Jockey Name	Joe's Giggle/Chris McIver
Finish Rank	8
Fastest Section Time (Section)	0:11.17 (1200-1000)
Top Speed [km/h] (Section)	67.0 (1400 - 1200)
Race State	Finished



Townsville QLD --Professional-2026-03-31
 Race 7: LADBROKES SAME RACE MULTI BENCHMARK 65
 Handicap - 1400m
 31 March 2026 - 4:51PM
 Track Rating: Good 4, Weather: Fine, Rail Position: +5.5m 1000m-W/
 Post, +3m Remainder



Section	L1400	L1200	L1000	L800	L600	L400	L200
Section Times	1:23.25 (0:14.73)	1:08.52 [8] (0:11.17)	0:57.36 [8] (0:11.20)	0:46.16 [8] (0:11.19)	0:34.97 [9] (0:11.36)	0:23.61 [10] (0:11.57)	0:12.04 [8] (0:12.04)
Average Speed [km/h]	52.1	64.5	64.2	64.7	64.0	62.4	60.2
Top Speed [km/h]	67.0	67.0	64.8	65.5	65.0	63.1	61.5
Avg. Dist. to Rail [m]	2.3	0.6	1.1	1.1	1.8	3.0	3.6
Avg. Stride Freq. [Hz]	2.5	2.4	2.4	2.4	2.4	2.4	2.3
Avg. Stride Length [m]	6.3	7.4	7.6	7.6	7.6	7.4	7.3



- [] Ranking at each section and finish
- :-:- No data available at this section
- NA No data available

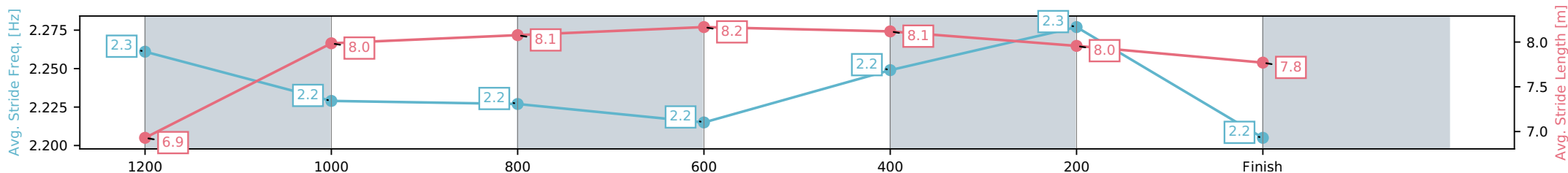
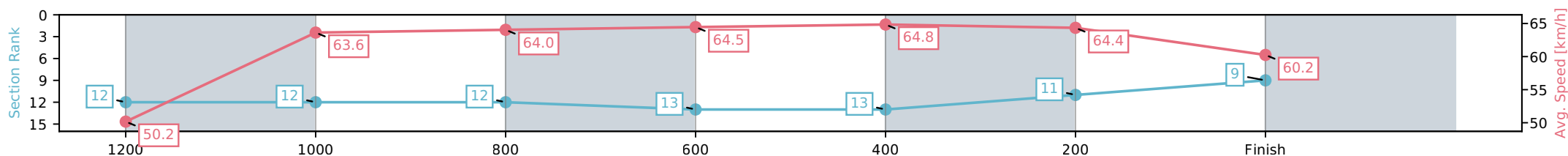
Horse/Jockey Name	Release Le Missile/Wanderson D'Avila
Finish Rank	9
Fastest Section Time (Section)	0:11.09 (1000-800)
Top Speed [km/h] (Section)	65.3 (600-400)
Race State	Finished



Townsville QLD --Professional-2026-03-31
 Race 7: LADBROKES SAME RACE MULTI BENCHMARK 65
 Handicap - 1400m
 31 March 2026 - 4:51PM
 Track Rating: Good 4, Weather: Fine, Rail Position: +5.5m 1000m-W/
 Post, +3m Remainder



Section	L1400	L1200	L1000	L800	L600	L400	L200
Section Times	1:23.27 (0:15.28)	1:07.99 [12] (0:11.28)	0:56.71 [12] (0:11.09)	0:45.62 [13] (0:11.14)	0:34.47 [13] (0:11.20)	0:23.28 [11] (0:11.27)	0:12.01 [9] (0:12.01)
Average Speed [km/h]	50.2	63.6	64.0	64.5	64.8	64.4	60.2
Top Speed [km/h]	63.8	64.3	64.5	65.2	65.3	65.0	62.6
Avg. Dist. to Rail [m]	2.8	1.9	2.6	0.6	2.0	4.8	6.2
Avg. Stride Freq. [Hz]	2.3	2.2	2.2	2.2	2.2	2.3	2.2
Avg. Stride Length [m]	6.9	8.0	8.1	8.2	8.1	8.0	7.8



- [] Ranking at each section and finish
- :-:- No data available at this section
- NA No data available

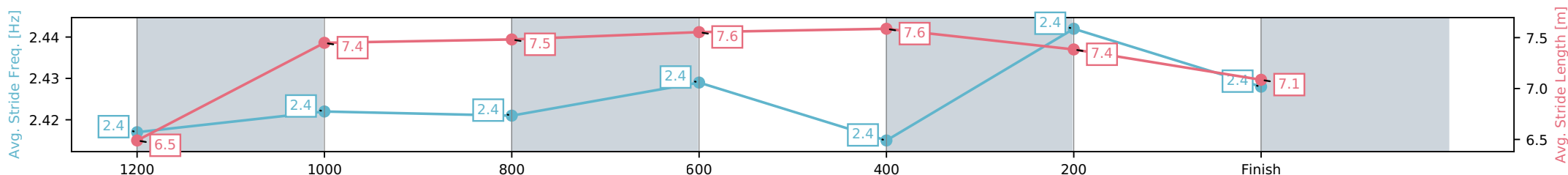
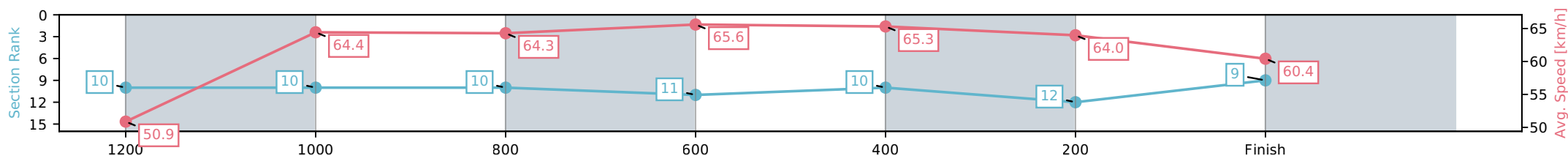
Horse/Jockey Name	Oh So Thrilling/Chris Whiteley
Finish Rank	10
Fastest Section Time (Section)	0:11.14 (800-600)
Top Speed [km/h] (Section)	67.7 (800-600)
Race State	Finished



Townsville QLD --Professional-2026-03-31
 Race 7: LADBROKES SAME RACE MULTI BENCHMARK 65
 Handicap - 1400m
 31 March 2026 - 4:51PM
 Track Rating: Good 4, Weather: Fine, Rail Position: +5.5m 1000m-W/
 Post, +3m Remainder



Section	L1400	L1200	L1000	L800	L600	L400	L200
Section Times	1:23.27 (0:15.12)	1:08.15 [10] (0:11.15)	0:57.00 [10] (0:11.18)	0:45.82 [11] (0:11.14)	0:34.68 [10] (0:11.33)	0:23.35 [12] (0:11.41)	0:11.94 [9] (0:11.94)
Average Speed [km/h]	50.9	64.4	64.3	65.6	65.3	64.0	60.4
Top Speed [km/h]	64.4	65.5	65.8	67.7	66.8	66.0	63.3
Avg. Dist. to Rail [m]	7.9	1.2	2.0	3.2	5.8	8.7	10.1
Avg. Stride Freq. [Hz]	2.4	2.4	2.4	2.4	2.4	2.4	2.4
Avg. Stride Length [m]	6.5	7.4	7.5	7.6	7.6	7.4	7.1



- [] Ranking at each section and finish
- :-:- No data available at this section
- NA No data available

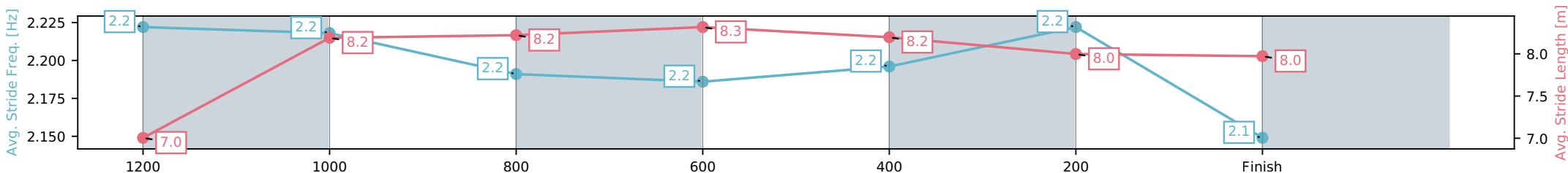
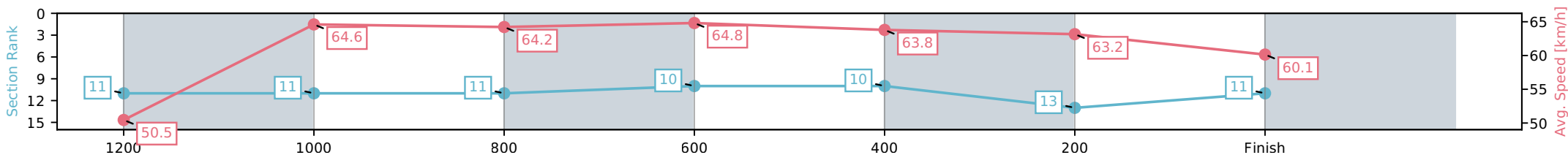
Horse/Jockey Name	Misterkipchoge/Lauren Guernier
Finish Rank	11
Fastest Section Time (Section)	0:11.09 (800-600)
Top Speed [km/h] (Section)	66.3 (800-600)
Race State	Finished



Townsville QLD --Professional-2026-03-31
 Race 7: LADBROKES SAME RACE MULTI BENCHMARK 65
 Handicap - 1400m
 31 March 2026 - 4:51PM
 Track Rating: Good 4, Weather: Fine, Rail Position: +5.5m 1000m-W/
 Post, +3m Remainder



Section	L1400	L1200	L1000	L800	L600	L400	L200
Section Times	1:23.36 (0:15.20)	1:08.16 [11] (0:11.13)	0:57.03 [11] (0:11.14)	0:45.89 [10] (0:11.09)	0:34.80 [10] (0:11.36)	0:23.44 [13] (0:11.45)	0:11.99 [11] (0:11.99)
Average Speed [km/h]	50.5	64.6	64.2	64.8	63.8	63.2	60.1
Top Speed [km/h]	64.8	65.3	64.5	66.3	65.4	63.6	62.8
Avg. Dist. to Rail [m]	4.0	0.7	1.3	0.4	1.5	2.1	1.8
Avg. Stride Freq. [Hz]	2.2	2.2	2.2	2.2	2.2	2.2	2.1
Avg. Stride Length [m]	7.0	8.2	8.2	8.3	8.2	8.0	8.0



- [] Ranking at each section and finish
- :-:- No data available at this section
- NA No data available

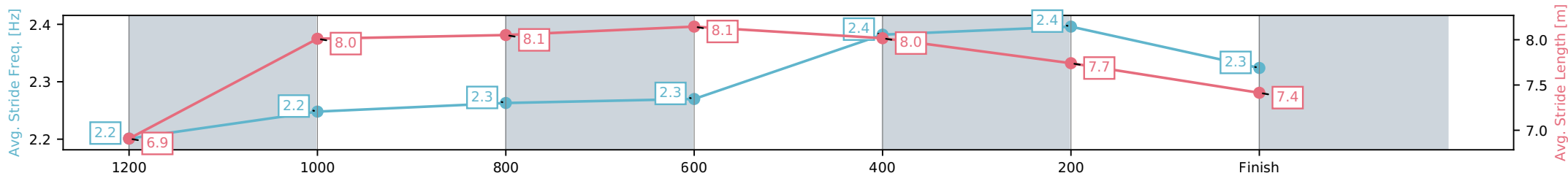
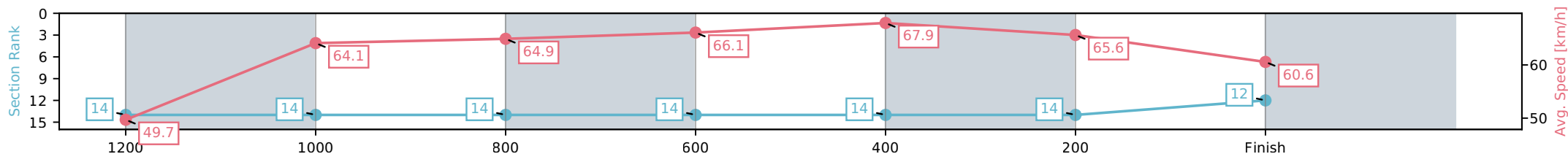
Horse/Jockey Name	Tymon/Olivia Kendal
Finish Rank	12
Fastest Section Time (Section)	0:11.07 (600-400)
Top Speed [km/h] (Section)	69.4 (600-400)
Race State	Finished



Townsville QLD --Professional-2026-03-31
 Race 7: LADBROKES SAME RACE MULTI BENCHMARK 65
 Handicap - 1400m
 31 March 2026 - 4:51PM
 Track Rating: Good 4, Weather: Fine, Rail Position: +5.5m 1000m-W/
 Post, +3m Remainder



Section	L1400	L1200	L1000	L800	L600	L400	L200
Section Times	1:23.37 (0:15.50)	1:07.86 [14] (0:11.23)	0:56.64 [14] (0:11.24)	0:45.40 [14] (0:11.22)	0:34.18 [14] (0:11.07)	0:23.11 [14] (0:11.18)	0:11.92 [12] (0:11.92)
Average Speed [km/h]	49.7	64.1	64.9	66.1	67.9	65.6	60.6
Top Speed [km/h]	63.9	64.7	65.5	68.7	69.4	68.0	63.6
Avg. Dist. to Rail [m]	6.1	0.7	3.2	6.8	8.6	12.5	15.0
Avg. Stride Freq. [Hz]	2.2	2.2	2.3	2.3	2.4	2.4	2.3
Avg. Stride Length [m]	6.9	8.0	8.1	8.1	8.0	7.7	7.4



- [] Ranking at each section and finish
- :-:- No data available at this section
- NA No data available

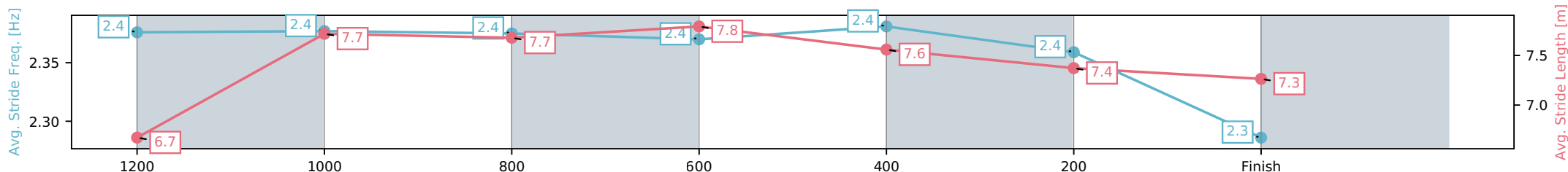
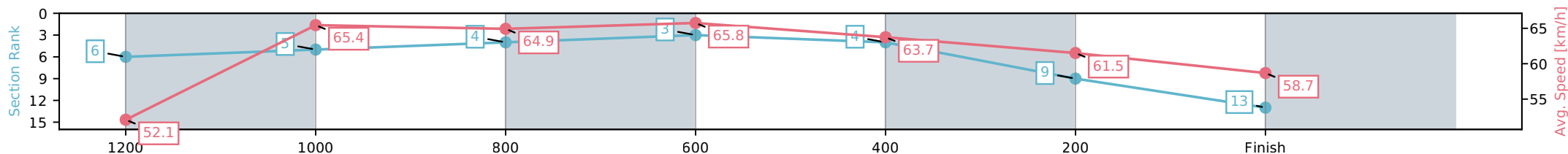
Horse/Jockey Name	Mooloolaba/McKenzie Apel
Finish Rank	13
Fastest Section Time (Section)	0:11.00 (1200-1000)
Top Speed [km/h] (Section)	66.5 (800-600)
Race State	Finished



Townsville QLD --Professional-2026-03-31
 Race 7: LADBROKES SAME RACE MULTI BENCHMARK 65
 Handicap - 1400m
 31 March 2026 - 4:51PM
 Track Rating: Good 4, Weather: Fine, Rail Position: +5.5m 1000m-W/
 Post, +3m Remainder



Section	L1400	L1200	L1000	L800	L600	L400	L200
Section Times	1:23.44 (0:14.72)	1:08.72 [5] (0:11.00)	0:57.72 [4] (0:11.10)	0:46.62 [3] (0:11.06)	0:35.56 [4] (0:11.49)	0:24.07 [9] (0:11.78)	0:12.29 [13] (0:12.29)
Average Speed [km/h]	52.1	65.4	64.9	65.8	63.7	61.5	58.7
Top Speed [km/h]	65.0	66.0	65.4	66.5	65.4	63.4	59.7
Avg. Dist. to Rail [m]	8.7	2.1	1.3	2.0	3.6	4.7	5.2
Avg. Stride Freq. [Hz]	2.4	2.4	2.4	2.4	2.4	2.4	2.3
Avg. Stride Length [m]	6.7	7.7	7.7	7.8	7.6	7.4	7.3



- [] Ranking at each section and finish
- :-:- No data available at this section
- NA No data available

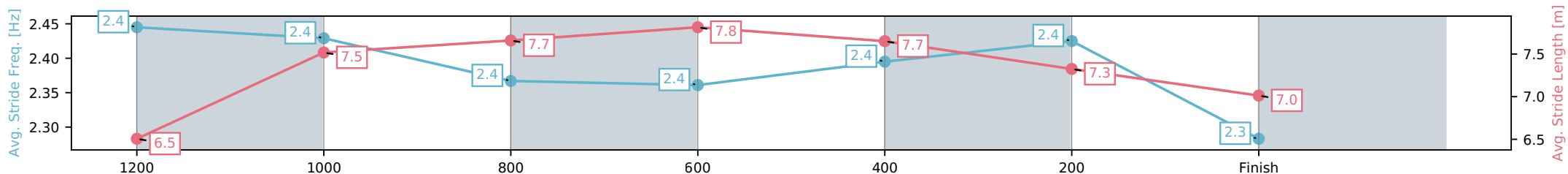
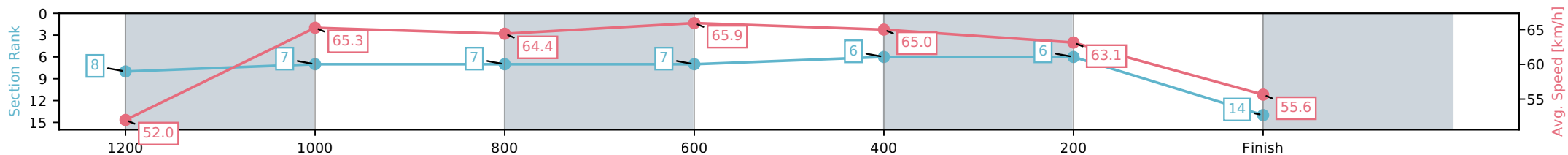
Horse/Jockey Name	Carpaccio/Sean Cormack
Finish Rank	14
Fastest Section Time (Section)	0:11.04 (1200-1000)
Top Speed [km/h] (Section)	67.9 (1400 - 1200)
Race State	Finished



Townsville QLD --Professional-2026-03-31
 Race 7: LADBROKES SAME RACE MULTI BENCHMARK 65
 Handicap - 1400m
 31 March 2026 - 4:51PM
 Track Rating: Good 4, Weather: Fine, Rail Position: +5.5m 1000m-W/
 Post, +3m Remainder



Section	L1400	L1200	L1000	L800	L600	L400	L200
Section Times	1:23.93 (0:14.75)	1:09.18 [7] (0:11.04)	0:58.14 [7] (0:11.22)	0:46.93 [7] (0:11.08)	0:35.85 [6] (0:11.33)	0:24.52 [6] (0:11.51)	0:13.01 [14] (0:13.01)
Average Speed [km/h]	52.0	65.3	64.4	65.9	65.0	63.1	55.6
Top Speed [km/h]	67.9	66.6	65.1	66.8	66.1	64.3	61.9
Avg. Dist. to Rail [m]	4.4	1.6	1.4	2.9	4.7	6.3	7.3
Avg. Stride Freq. [Hz]	2.4	2.4	2.4	2.4	2.4	2.4	2.3
Avg. Stride Length [m]	6.5	7.5	7.7	7.8	7.7	7.3	7.0



- [] Ranking at each section and finish
- :-:- No data available at this section
- NA No data available