

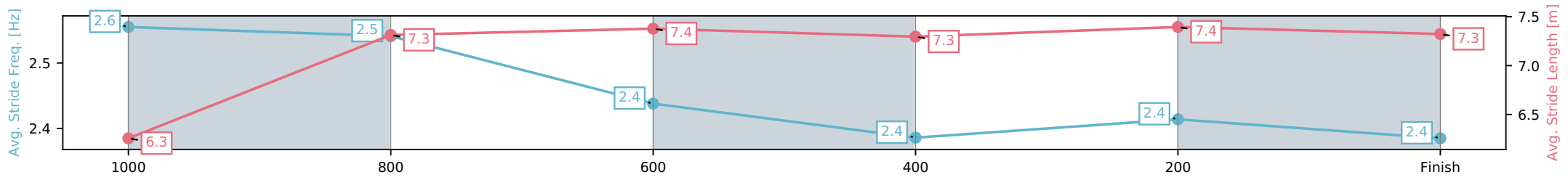
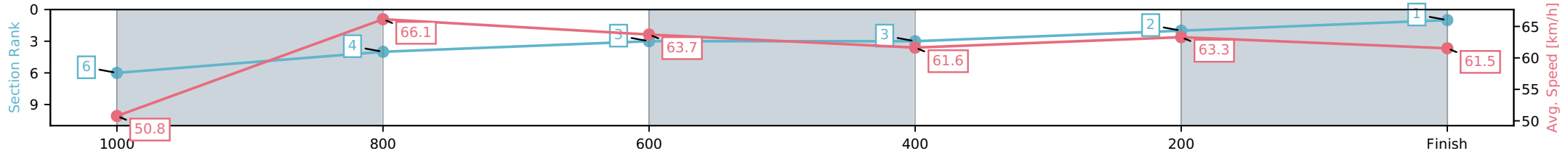
Horse/Jockey Name	Chantilly/Emily Lang
Finish Rank	1
Fastest Section Time (Section)	0:10.85 (1000-800)
Top Speed [km/h] (Section)	67.5 (1000-800)
Race State	Finished



Doomben QLD --Professional-2026-04-01
 Race 1: RACECOURSE VILLAGE Maiden Plate - 1200m
 01 April 2026 - 1:39PM
 Track Rating: Soft 5, Weather: Fine, Rail Position: +5m Entire Circuit



Section	L1200	L1000	L800	L600	L400	L200
Section Times	1:10.92 (0:14.32)	0:56.60 [4] (0:10.85)	0:45.75 [3] (0:11.16)	0:34.58 [3] (0:11.54)	0:23.04 [2] (0:11.33)	0:11.72 [1] (0:11.72)
Average Speed [km/h]	50.8	66.1	63.7	61.6	63.3	61.5
Top Speed [km/h]	65.6	67.5	65.4	63.4	65.0	63.3
Avg. Dist. to Rail [m]	2.4	0.6	2.3	2.5	1.1	1.1
Avg. Stride Freq. [Hz]	2.6	2.5	2.4	2.4	2.4	2.4
Avg. Stride Length [m]	6.3	7.3	7.4	7.3	7.4	7.3



[] Ranking at each section and finish
 -:-:- No data available at this section
 NA No data available

Horse/Jockey Name	Woodrow/Andrew Mallyon
Finish Rank	2
Fastest Section Time (Section)	0:10.92 (1000-800)
Top Speed [km/h] (Section)	67.5 (1000-800)
Race State	Finished



Doomben QLD --Professional-2026-04-01

Race 1: RACECOURSE VILLAGE Maiden Plate - 1200m

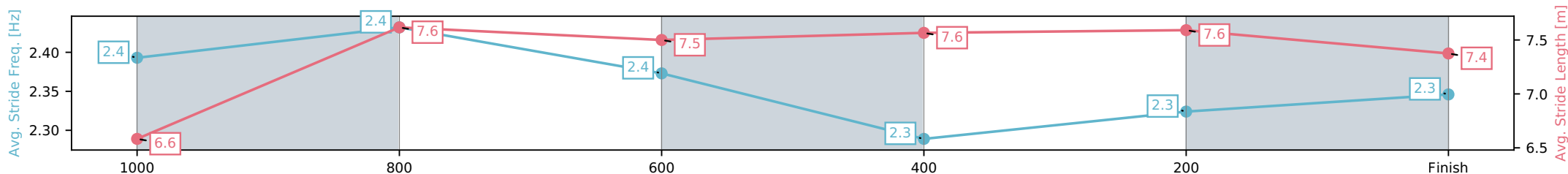
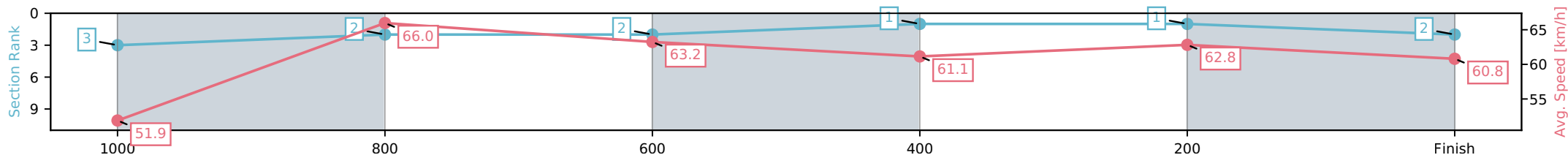
01 April 2026 - 1:39PM

Track Rating: Soft 5, Weather: Fine, Rail Position: +5m Entire Circuit



BRISBANE RACING CLUB

Section	L1200	L1000	L800	L600	L400	L200
Section Times	1:10.93 (0:13.99)	0:56.94 [2] (0:10.92)	0:46.02 [2] (0:11.32)	0:34.70 [1] (0:11.57)	0:23.13 [1] (0:11.39)	0:11.74 [2] (0:11.74)
Average Speed [km/h]	51.9	66.0	63.2	61.1	62.8	60.8
Top Speed [km/h]	65.1	67.5	64.3	63.2	64.3	63.5
Avg. Dist. to Rail [m]	3.1	1.1	1.4	2.9	2.9	2.8
Avg. Stride Freq. [Hz]	2.4	2.4	2.4	2.3	2.3	2.3
Avg. Stride Length [m]	6.6	7.6	7.5	7.6	7.6	7.4



- [] Ranking at each section and finish
- :-:- No data available at this section
- NA No data available

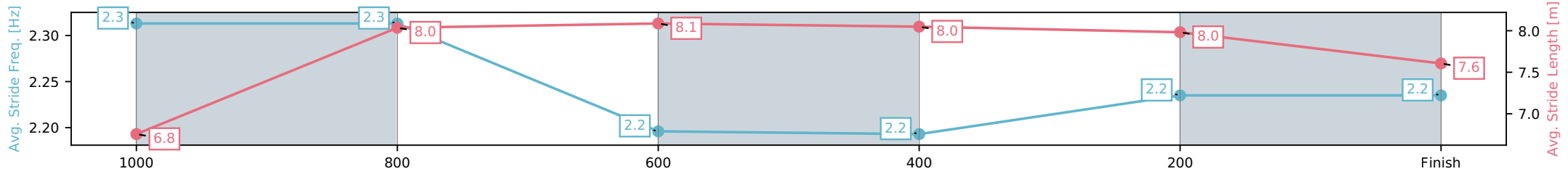
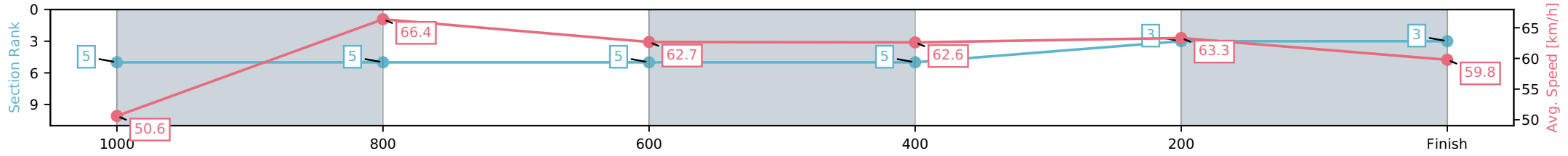
Horse/Jockey Name	The Aviator/Daniel Moor
Finish Rank	3
Fastest Section Time (Section)	0:10.86 (1000-800)
Top Speed [km/h] (Section)	68.1 (1000-800)
Race State	Finished



Doomben QLD --Professional-2026-04-01
 Race 1: RACECOURSE VILLAGE Maiden Plate - 1200m
 01 April 2026 - 1:39PM
 Track Rating: Soft 5, Weather: Fine, Rail Position: +5m Entire Circuit



Section	L1200	L1000	L800	L600	L400	L200
Section Times	1:11.33 (0:14.32)	0:57.01 [5] (0:10.86)	0:46.15 [5] (0:11.46)	0:34.69 [5] (0:11.42)	0:23.26 [3] (0:11.37)	0:11.89 [3] (0:11.89)
Average Speed [km/h]	50.6	66.4	62.7	62.6	63.3	59.8
Top Speed [km/h]	64.4	68.1	64.2	63.5	64.7	62.2
Avg. Dist. to Rail [m]	6.1	1.0	0.5	1.0	1.5	1.0
Avg. Stride Freq. [Hz]	2.3	2.3	2.2	2.2	2.2	2.2
Avg. Stride Length [m]	6.8	8.0	8.1	8.0	8.0	7.6



[] Ranking at each section and finish
 -:-:- No data available at this section
 NA No data available

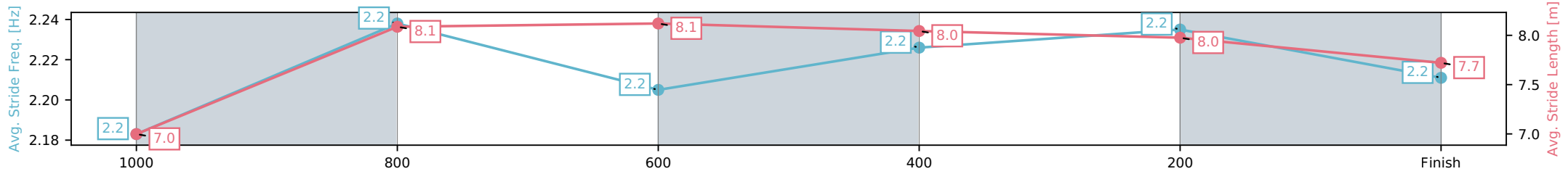
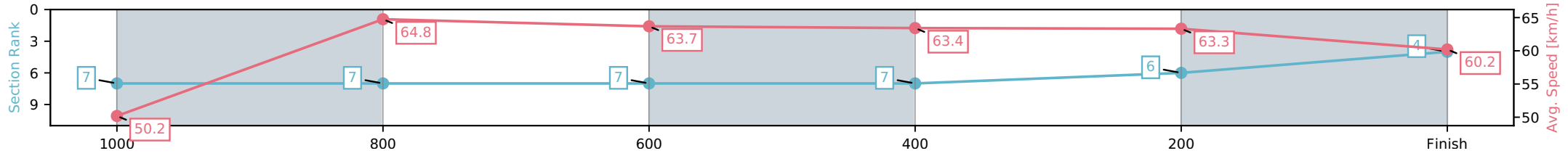
Horse/Jockey Name	Lofty Macsporrán/Ryan Maloney
Finish Rank	4
Fastest Section Time (Section)	0:11.18 (1000-800)
Top Speed [km/h] (Section)	66.0 (1000-800)
Race State	Finished



Doomben QLD --Professional-2026-04-01
 Race 1: RACECOURSE VILLAGE Maiden Plate - 1200m
 01 April 2026 - 1:39PM
 Track Rating: Soft 5, Weather: Fine, Rail Position: +5m Entire Circuit



Section	L1200	L1000	L800	L600	L400	L200
Section Times	1:11.57 (0:14.47)	0:57.10 [7] (0:11.18)	0:45.92 [7] (0:11.39)	0:34.53 [7] (0:11.34)	0:23.20 [6] (0:11.38)	0:11.81 [4] (0:11.81)
Average Speed [km/h]	50.2	64.8	63.7	63.4	63.3	60.2
Top Speed [km/h]	62.7	66.0	65.3	64.0	64.1	62.0
Avg. Dist. to Rail [m]	4.2	1.9	1.4	0.5	2.2	2.0
Avg. Stride Freq. [Hz]	2.2	2.2	2.2	2.2	2.2	2.2
Avg. Stride Length [m]	7.0	8.1	8.1	8.0	8.0	7.7



[] Ranking at each section and finish
 -:-:- No data available at this section
 NA No data available

Horse/Jockey Name	Maritimo/Brandon Lerena
Finish Rank	5
Fastest Section Time (Section)	0:11.24 (1000-800)
Top Speed [km/h] (Section)	66.8 (1000-800)
Race State	Finished



Doomben QLD --Professional-2026-04-01

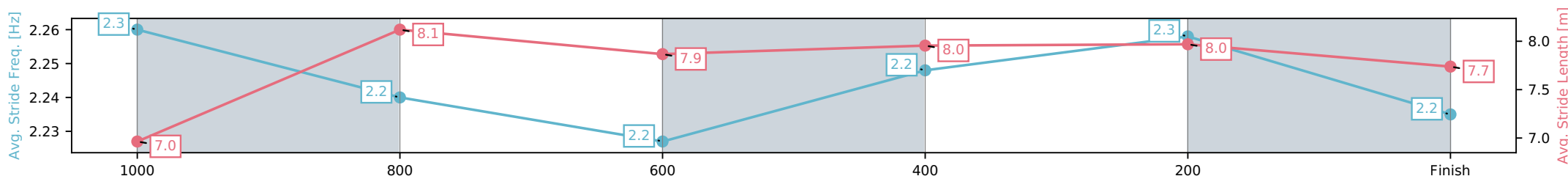
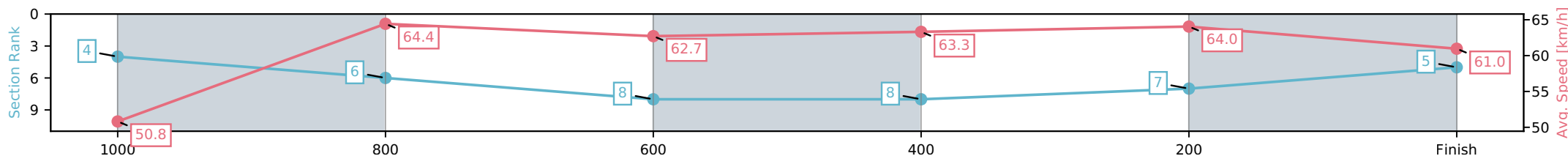
Race 1: RACECOURSE VILLAGE Maiden Plate - 1200m

01 April 2026 - 1:39PM

Track Rating: Soft 5, Weather: Fine, Rail Position: +5m Entire Circuit



Section	L1200	L1000	L800	L600	L400	L200
Section Times	1:11.60 (0:14.28)	0:57.32 [6] (0:11.24)	0:46.08 [8] (0:11.59)	0:34.49 [8] (0:11.48)	0:23.01 [7] (0:11.27)	0:11.73 [5] (0:11.73)
Average Speed [km/h]	50.8	64.4	62.7	63.3	64.0	61.0
Top Speed [km/h]	63.3	66.8	64.8	64.4	64.9	63.5
Avg. Dist. to Rail [m]	4.6	2.3	1.9	1.8	3.1	4.1
Avg. Stride Freq. [Hz]	2.3	2.2	2.2	2.2	2.3	2.2
Avg. Stride Length [m]	7.0	8.1	7.9	8.0	8.0	7.7



- [] Ranking at each section and finish
- :-:- No data available at this section
- NA No data available

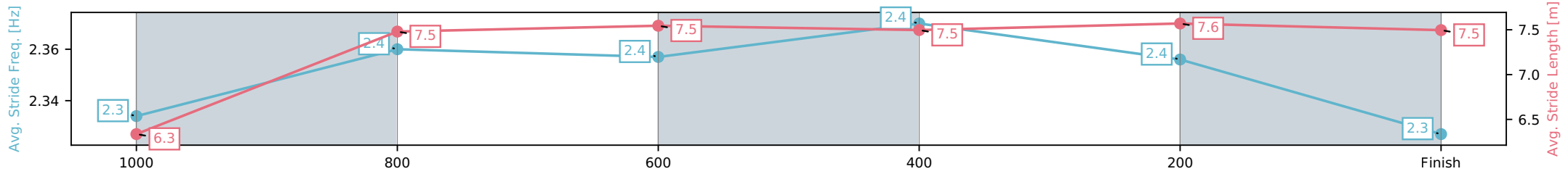
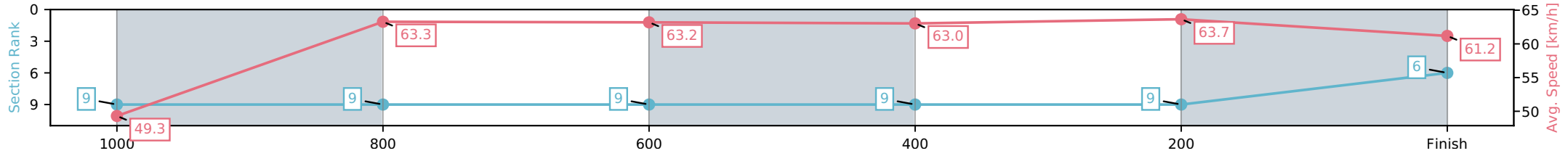
Horse/Jockey Name	Madam Griselda/Mark Du Plessis
Finish Rank	6
Fastest Section Time (Section)	0:11.26 (400-200)
Top Speed [km/h] (Section)	64.9 (1000-800)
Race State	Finished



Doomben QLD --Professional-2026-04-01
 Race 1: RACECOURSE VILLAGE Maiden Plate - 1200m
 01 April 2026 - 1:39PM
 Track Rating: Soft 5, Weather: Fine, Rail Position: +5m Entire Circuit



Section	L1200	L1000	L800	L600	L400	L200
Section Times	1:11.63 (0:14.72)	0:56.91 [9] (0:11.43)	0:45.49 [9] (0:11.40)	0:34.09 [9] (0:11.27)	0:22.82 [9] (0:11.26)	0:11.56 [6] (0:11.56)
Average Speed [km/h]	49.3	63.3	63.2	63.0	63.7	61.2
Top Speed [km/h]	62.7	64.9	64.8	64.0	64.5	63.9
Avg. Dist. to Rail [m]	5.9	2.4	1.0	2.2	2.4	2.6
Avg. Stride Freq. [Hz]	2.3	2.4	2.4	2.4	2.4	2.3
Avg. Stride Length [m]	6.3	7.5	7.5	7.5	7.6	7.5



[] Ranking at each section and finish
 -:-:- No data available at this section
 NA No data available

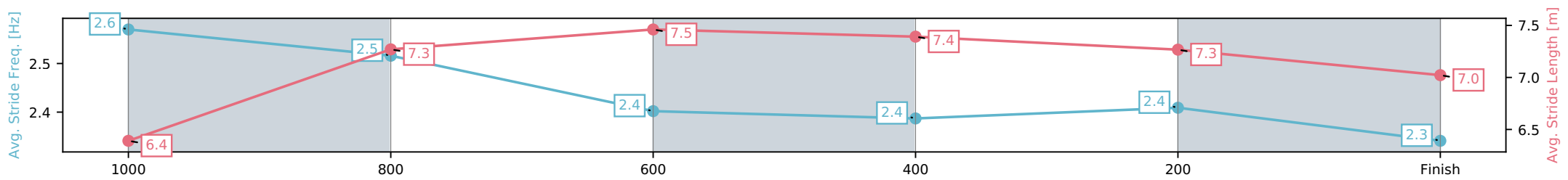
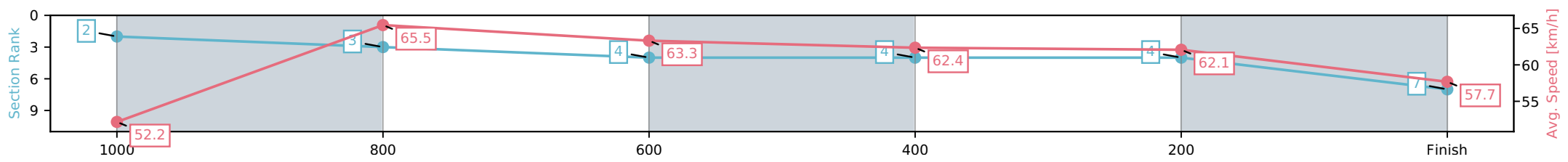
Horse/Jockey Name	Ablesheeba/Tiffani Brooker
Finish Rank	7
Fastest Section Time (Section)	0:11.07 (1000-800)
Top Speed [km/h] (Section)	66.7 (1000-800)
Race State	Finished



Doomben QLD --Professional-2026-04-01
 Race 1: RACECOURSE VILLAGE Maiden Plate - 1200m
 01 April 2026 - 1:39PM
 Track Rating: Soft 5, Weather: Fine, Rail Position: +5m Entire Circuit



Section	L1200	L1000	L800	L600	L400	L200
Section Times	1:11.91 (0:13.95)	0:57.96 [3] (0:11.07)	0:46.90 [4] (0:11.44)	0:35.46 [4] (0:11.51)	0:23.95 [4] (0:11.59)	0:12.36 [7] (0:12.36)
Average Speed [km/h]	52.2	65.5	63.3	62.4	62.1	57.7
Top Speed [km/h]	66.1	66.7	65.0	63.3	62.9	60.8
Avg. Dist. to Rail [m]	7.2	2.8	0.8	0.4	1.1	1.0
Avg. Stride Freq. [Hz]	2.6	2.5	2.4	2.4	2.4	2.3
Avg. Stride Length [m]	6.4	7.3	7.5	7.4	7.3	7.0



[] Ranking at each section and finish
 -:-:- No data available at this section
 NA No data available

Horse/Jockey Name	Samphire Green/Jason Taylor
Finish Rank	8
Fastest Section Time (Section)	0:11.08 (1000-800)
Top Speed [km/h] (Section)	66.7 (1000-800)
Race State	Finished



Doomben QLD --Professional-2026-04-01

Race 1: RACECOURSE VILLAGE Maiden Plate - 1200m

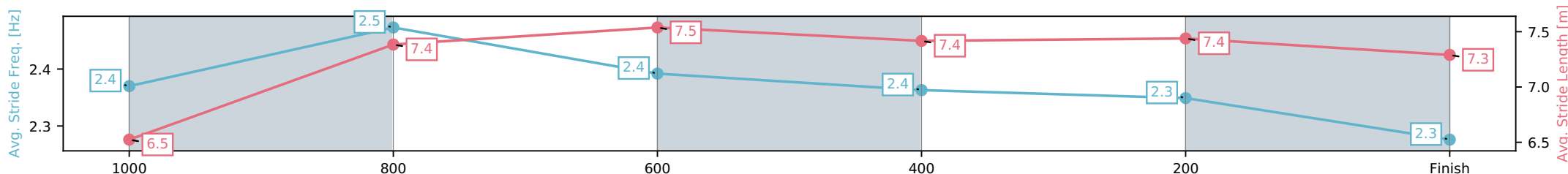
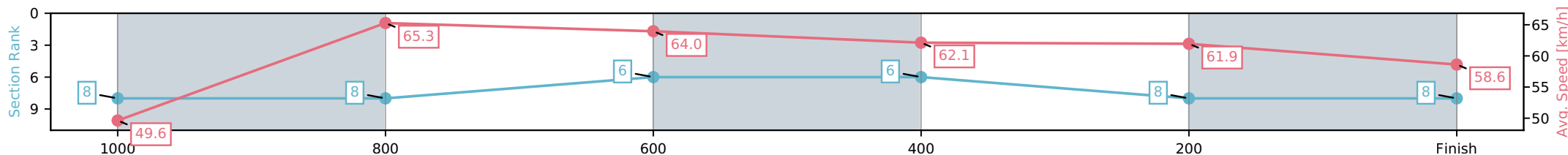
01 April 2026 - 1:39PM

Track Rating: Soft 5, Weather: Fine, Rail Position: +5m Entire Circuit



BRISBANE RACING CLUB

Section	L1200	L1000	L800	L600	L400	L200
Section Times	1:12.10 (0:14.61)	0:57.49 [8] (0:11.08)	0:46.40 [6] (0:11.25)	0:35.15 [6] (0:11.43)	0:23.73 [8] (0:11.56)	0:12.16 [8] (0:12.16)
Average Speed [km/h]	49.6	65.3	64.0	62.1	61.9	58.6
Top Speed [km/h]	62.9	66.7	66.0	63.7	62.6	60.9
Avg. Dist. to Rail [m]	0.9	0.9	0.6	2.3	2.3	1.2
Avg. Stride Freq. [Hz]	2.4	2.5	2.4	2.4	2.3	2.3
Avg. Stride Length [m]	6.5	7.4	7.5	7.4	7.4	7.3



- [] Ranking at each section and finish
- :-:- No data available at this section
- NA No data available

Horse/Jockey Name	Spoilt Rotten/Angela Jones
Finish Rank	9
Fastest Section Time (Section)	0:10.90 (1000-800)
Top Speed [km/h] (Section)	67.6 (1000-800)
Race State	Finished



Doomben QLD --Professional-2026-04-01

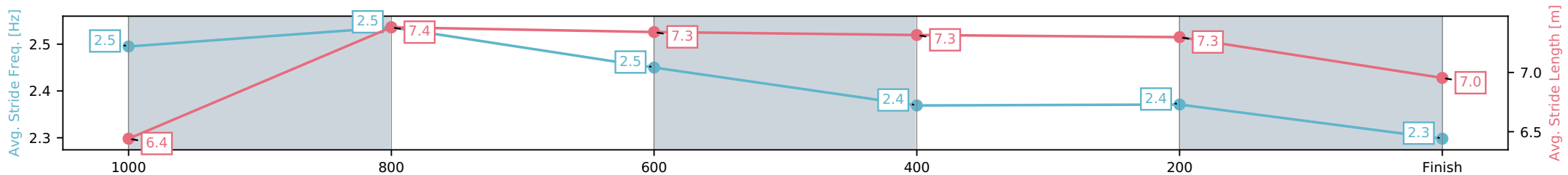
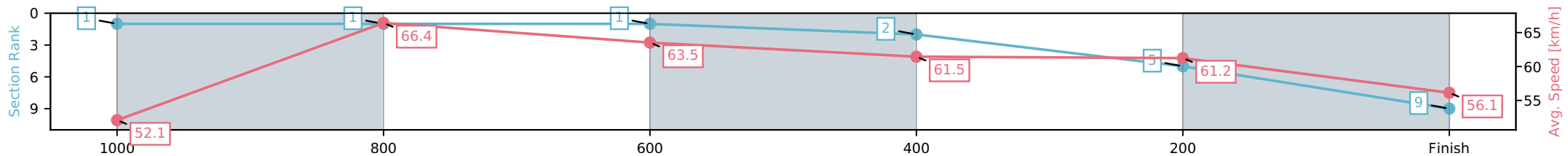
Race 1: RACECOURSE VILLAGE Maiden Plate - 1200m

01 April 2026 - 1:39PM

Track Rating: Soft 5, Weather: Fine, Rail Position: +5m Entire Circuit



Section	L1200	L1000	L800	L600	L400	L200
Section Times	1:12.31 (0:13.92)	0:58.40 [1] (0:10.90)	0:47.50 [1] (0:11.34)	0:36.16 [2] (0:11.71)	0:24.45 [5] (0:11.75)	0:12.70 [9] (0:12.70)
Average Speed [km/h]	52.1	66.4	63.5	61.5	61.2	56.1
Top Speed [km/h]	65.5	67.6	64.6	63.2	62.2	58.8
Avg. Dist. to Rail [m]	4.0	1.8	0.4	0.4	0.3	0.6
Avg. Stride Freq. [Hz]	2.5	2.5	2.5	2.4	2.4	2.3
Avg. Stride Length [m]	6.4	7.4	7.3	7.3	7.3	7.0



- [] Ranking at each section and finish
- :-:- No data available at this section
- NA No data available

Horse/Jockey Name	Smart As Smart/Jake Bayliss
Finish Rank	1
Fastest Section Time (Section)	0:11.02 (400-200)
Top Speed [km/h] (Section)	65.9 (400-200)
Race State	Finished



Doomben QLD --Professional-2026-04-01

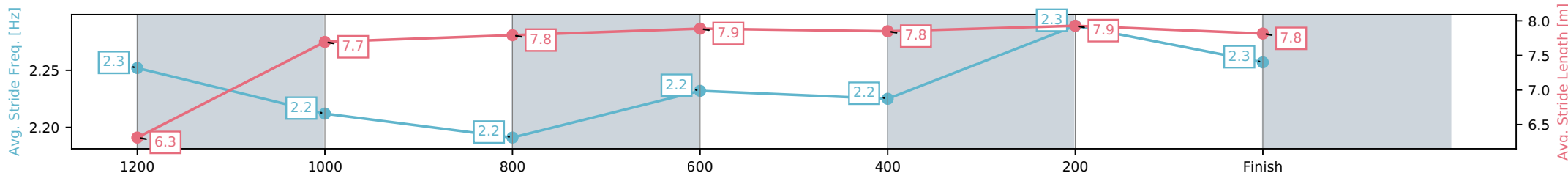
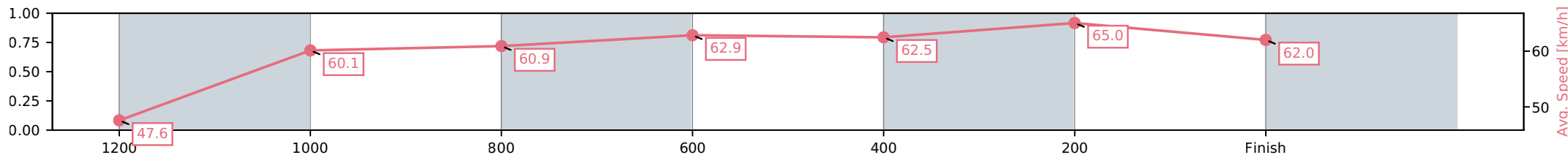
Race 2: SKY RACING Class 5 Handicap - 1350m

01 April 2026 - 2:13PM

Track Rating: Soft 5, Weather: Fine, Rail Position: +5m Entire Circuit



Section	L1350	L1200	L1000	L800	L600	L400	L200
Section Times	1:20.84 (0:11.48)	1:09.36 (0:11.96)	0:57.40 (0:11.83)	0:45.58 (0:11.48)	0:34.10 (0:11.45)	0:22.65 (0:11.02)	0:11.63 (0:11.63)
Average Speed [km/h]	47.6	60.1	60.9	62.9	62.5	65.0	62.0
Top Speed [km/h]	61.2	61.3	62.2	63.6	63.5	65.9	65.1
Avg. Dist. to Rail [m]	1.6	0.4	0.3	0.1	1.0	1.4	0.6
Avg. Stride Freq. [Hz]	2.3	2.2	2.2	2.2	2.2	2.3	2.3
Avg. Stride Length [m]	6.3	7.7	7.8	7.9	7.8	7.9	7.8



- [] Ranking at each section and finish
- :-:- No data available at this section
- NA No data available

Horse/Jockey Name	Yoshino/Dylan Turner
Finish Rank	3
Fastest Section Time (Section)	0:11.15 (400-200)
Top Speed [km/h] (Section)	65.4 (400-200)
Race State	Finished



Doomben QLD --Professional-2026-04-01

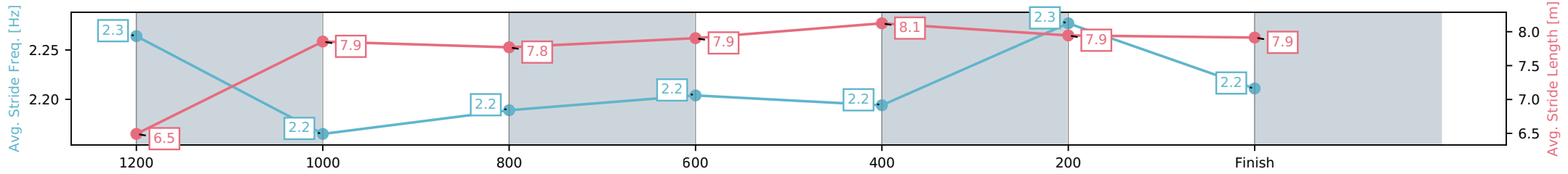

Race 2: SKY RACING Class 5 Handicap - 1350m

01 April 2026 - 2:13PM

Track Rating: Soft 5, Weather: Fine, Rail Position: +5m Entire Circuit



Section	L1350	L1200	L1000	L800	L600	L400	L200
Section Times	1:21.07 (0:11.39)	1:09.68 (0:11.95)	0:57.73 (0:11.90)	0:45.83 (0:11.59)	0:34.24 (0:11.38)	0:22.87 (0:11.15)	0:11.72 (0:11.72)
Average Speed [km/h]	47.9	60.2	60.8	62.4	63.0	64.5	61.4
Top Speed [km/h]	61.6	61.8	61.5	63.1	63.8	65.4	64.0
Avg. Dist. to Rail [m]	4.2	1.5	1.0	0.8	0.7	0.9	1.4
Avg. Stride Freq. [Hz]	2.3	2.2	2.2	2.2	2.2	2.3	2.2
Avg. Stride Length [m]	6.5	7.9	7.8	7.9	8.1	7.9	7.9



- [] Ranking at each section and finish
- :-:- No data available at this section
- NA No data available

Horse/Jockey Name	Divakara/Ben Thompson
Finish Rank	4
Fastest Section Time (Section)	0:11.00 (400-200)
Top Speed [km/h] (Section)	66.2 (400-200)
Race State	Finished



Doomben QLD --Professional-2026-04-01

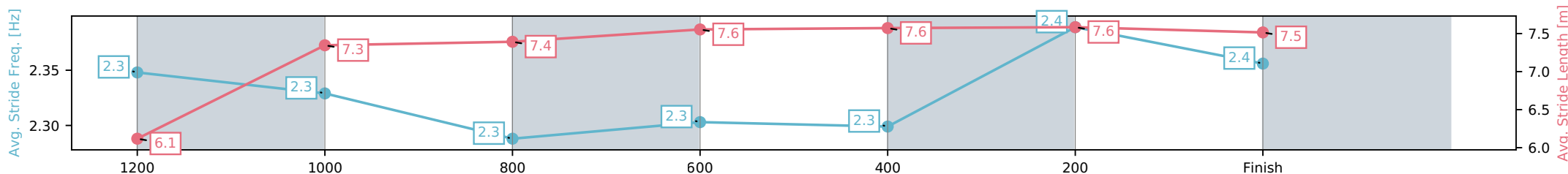
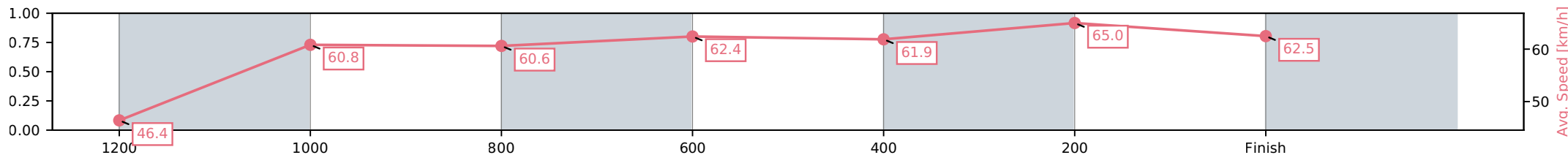
Race 2: SKY RACING Class 5 Handicap - 1350m

01 April 2026 - 2:13PM

Track Rating: Soft 5, Weather: Fine, Rail Position: +5m Entire Circuit



Section	L1350	L1200	L1000	L800	L600	L400	L200
Section Times	1:21.15 (0:11.77)	1:09.38 (0:11.85)	0:57.53 (0:11.89)	0:45.64 (0:11.57)	0:34.06 (0:11.64)	0:22.43 (0:11.00)	0:11.43 (0:11.43)
Average Speed [km/h]	46.4	60.8	60.6	62.4	61.9	65.0	62.5
Top Speed [km/h]	61.1	61.6	61.7	63.3	62.9	66.2	64.5
Avg. Dist. to Rail [m]	1.9	0.3	0.4	0.9	1.2	2.7	0.8
Avg. Stride Freq. [Hz]	2.3	2.3	2.3	2.3	2.3	2.4	2.4
Avg. Stride Length [m]	6.1	7.3	7.4	7.6	7.6	7.6	7.5



- [] Ranking at each section and finish
- :-:- No data available at this section
- NA No data available

Horse/Jockey Name	Ocean Zar/Daniel Moor
Finish Rank	5
Fastest Section Time (Section)	0:11.14 (400-200)
Top Speed [km/h] (Section)	65.3 (400-200)
Race State	Finished



Doomben QLD --Professional-2026-04-01

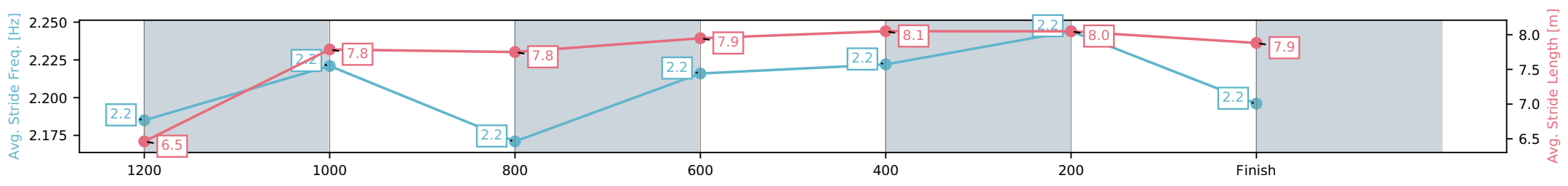
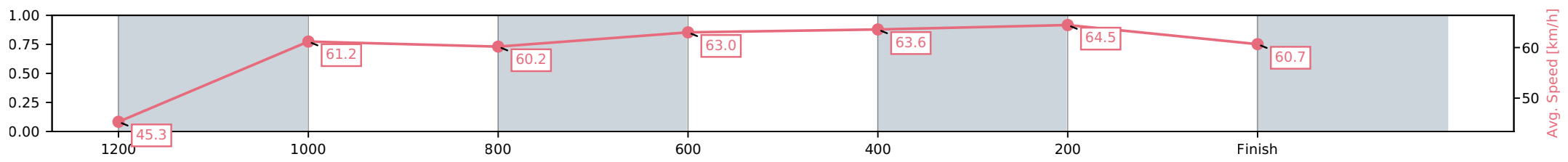
Race 2: SKY RACING Class 5 Handicap - 1350m

01 April 2026 - 2:13PM

Track Rating: Soft 5, Weather: Fine, Rail Position: +5m Entire Circuit



Section	L1350	L1200	L1000	L800	L600	L400	L200
Section Times	1:21.54 (0:12.08)	1:09.46 (0:11.76)	0:57.70 (0:11.99)	0:45.72 (0:11.43)	0:34.28 (0:11.25)	0:23.04 (0:11.14)	0:11.89 (0:11.89)
Average Speed [km/h]	45.3	61.2	60.2	63.0	63.6	64.5	60.7
Top Speed [km/h]	62.8	63.8	61.5	63.7	63.9	65.3	63.5
Avg. Dist. to Rail [m]	5.3	1.7	1.2	0.1	1.0	0.8	0.7
Avg. Stride Freq. [Hz]	2.2	2.2	2.2	2.2	2.2	2.2	2.2
Avg. Stride Length [m]	6.5	7.8	7.8	7.9	8.1	8.0	7.9



[] Ranking at each section and finish
 -:-:- No data available at this section
 NA No data available

Horse/Jockey Name	Key Legend/Tahlia Fenlon
Finish Rank	6
Fastest Section Time (Section)	0:11.44 (800-600)
Top Speed [km/h] (Section)	63.7 (1000-800)
Race State	Finished



Doomben QLD --Professional-2026-04-01

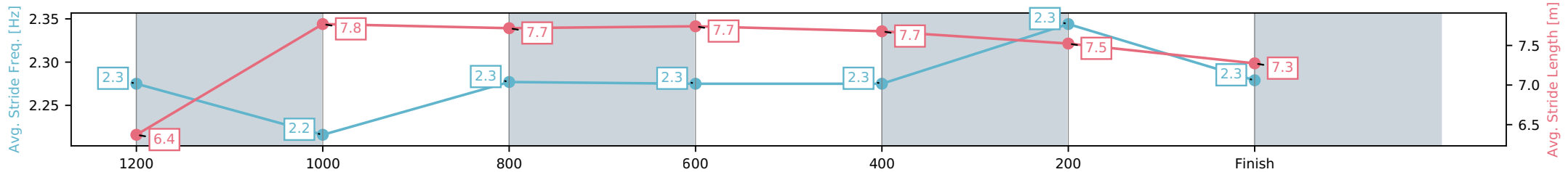
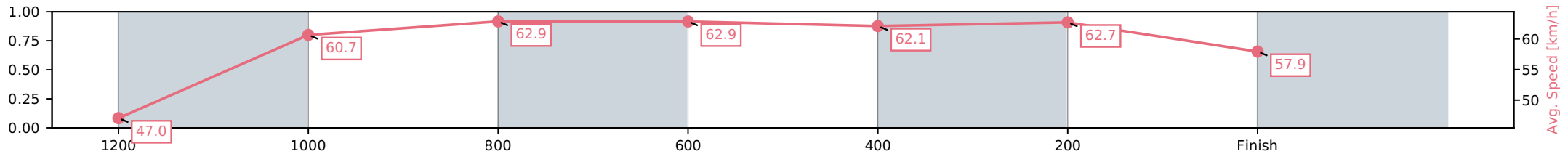
Race 2: SKY RACING Class 5 Handicap - 1350m

01 April 2026 - 2:13PM

Track Rating: Soft 5, Weather: Fine, Rail Position: +5m Entire Circuit



Section	L1350	L1200	L1000	L800	L600	L400	L200
Section Times	1:21.97 (0:11.66)	1:10.31 (0:11.87)	0:58.44 (0:11.52)	0:46.92 (0:11.44)	0:35.48 (0:11.51)	0:23.97 (0:11.46)	0:12.51 (0:12.51)
Average Speed [km/h]	47.0	60.7	62.9	62.9	62.1	62.7	57.9
Top Speed [km/h]	63.0	62.9	63.7	63.2	63.0	63.5	61.0
Avg. Dist. to Rail [m]	4.3	2.7	2.0	0.3	0.9	0.5	0.7
Avg. Stride Freq. [Hz]	2.3	2.2	2.3	2.3	2.3	2.3	2.3
Avg. Stride Length [m]	6.4	7.8	7.7	7.7	7.7	7.5	7.3



- [] Ranking at each section and finish
- :-:- No data available at this section
- NA No data available



Doomben QLD

Race 3: GALLOPERS SPORTS CLUB QTIS Three-Year-Old Maiden Plate - 1630m

01 April 2026 - 2:48PM

Track Rating: Soft 5, Weather: Fine, Rail Position: +5m Entire Circuit



BRISBANE
RACING CLUB

Field Times (Race Tempo) 1:39.39 (0:15.82) 1:23.57 (0:11.73) 1:11.84 (0:12.19) 0:59.65 (0:12.19) 0:47.45 (0:12.24) 0:35.22 (0:11.71) 0:23.51 (0:11.47) 0:12.04 (0:12.04)

Rank	TAB#	Horse	Overall Time	First 400m	Top Speed km/h (Section)	L1630	L1400	L1200	L1000	L800	L600	L400	L200
	(BAR#)	Jockey	Margin (DT-W)	Last 600m	Fastest Section (Time)	Start - 1400	1400 - 1200	1200 - 1000	1000 - 800	800 - 600	600 - 400	400 - 200	200 - Finish
1	6	Outta Reef	1:39.39	0:25.73	63.8 (1400-1200)	1:39.39	1:23.57 [1]	1:11.84 [1]	0:59.65 [1]	0:47.45 [1]	0:35.22 [1]	0:23.51 [1]	0:12.04 [1]
	(4)	Angela Jones		0:35.22	400-200 (0:11.47)	(0:15.82)	(0:11.73)	(0:12.19)	(0:12.19)	(0:12.24)	(0:11.71)	(0:11.47)	(0:12.04)
2	3	Our Mate Locky	1:39.42	0:26.64	65.3 (400-200)	1:39.42	1:22.73 [7]	1:10.94 [8]	0:58.95 [8]	0:46.78 [8]	0:34.59 [7]	0:23.09 [6]	0:11.86 [3]
	(6)	Jake Bayliss	0.2L (-15)	0:34.58	400-200 (0:11.22)	(0:16.69)	(0:11.79)	(0:11.99)	(0:12.16)	(0:12.19)	(0:11.50)	(0:11.22)	(0:11.86)
3	1	I Am Louie	1:39.73	0:26.00	63.5 (400-200)	1:39.73	1:23.78 [2]	1:11.88 [3]	0:59.84 [3]	0:47.54 [3]	0:35.36 [3]	0:23.70 [3]	0:12.23 [2]
	(1)	Ben Thompson	2.0L (-20)	0:35.36	400-200 (0:11.47)	(0:15.95)	(0:11.89)	(0:12.05)	(0:12.30)	(0:12.18)	(0:11.66)	(0:11.47)	(0:12.23)
4	4	Rusty Tycoon	1:39.80	0:26.14	64.4 (400-200)	1:39.80	1:23.65 [4]	1:11.85 [4]	0:59.77 [4]	0:47.55 [4]	0:35.33 [4]	0:23.63 [4]	0:12.17 [4]
	(2)	Daniel Moor	2.4L (-15)	0:35.33	400-200 (0:11.46)	(0:16.15)	(0:11.80)	(0:12.08)	(0:12.22)	(0:12.22)	(0:11.70)	(0:11.46)	(0:12.17)
5	2	Onlyyoucanread	1:39.88	0:26.41	64.9 (1630 - 1400)	1:39.88	1:23.50 [6]	1:11.64 [6]	0:59.57 [6]	0:47.37 [6]	0:35.18 [5]	0:23.55 [5]	0:12.09 [6]
	(7)	Brandon Lerena	2.9L (-14)	0:35.18	400-200 (0:11.46)	(0:16.38)	(0:11.87)	(0:12.07)	(0:12.20)	(0:12.19)	(0:11.63)	(0:11.46)	(0:12.09)
6	5	Bacetti	1:39.97	0:25.85	64.7 (1400-1200)	1:39.97	1:23.97 [3]	1:12.30 [2]	1:00.21 [2]	0:47.99 [2]	0:35.73 [2]	0:23.95 [2]	0:12.29 [5]
	(3)	Tahlia Fenlon	3.4L (-13)	0:35.73	400-200 (0:11.66)	(0:16.00)	(0:11.66)	(0:12.09)	(0:12.22)	(0:12.26)	(0:11.78)	(0:11.66)	(0:12.29)
7	7	Paradise As Usual	1:39.98	0:26.55	64.7 (400-200)	1:39.98	1:23.26 [8]	1:11.56 [7]	0:59.52 [7]	0:47.39 [7]	0:35.12 [8]	0:23.43 [8]	0:12.04 [8]
	(8)	Mark Du Plessis	3.5L (-8)	0:35.13	400-200 (0:11.40)	(0:16.72)	(0:11.71)	(0:12.04)	(0:12.13)	(0:12.27)	(0:11.69)	(0:11.40)	(0:12.04)
8	9	Violaceous	1:40.08	0:26.36	64.8 (1400-1200)	1:40.08	1:23.73 [5]	1:11.90 [5]	0:59.85 [5]	0:47.63 [5]	0:35.38 [6]	0:23.74 [7]	0:12.20 [7]
	(5)	Fred Larson	4.1L (-18)	0:35.38	400-200 (0:11.54)	(0:16.35)	(0:11.84)	(0:12.05)	(0:12.22)	(0:12.25)	(0:11.64)	(0:11.54)	(0:12.20)

Scratched: Strike Me Pink (#8), Western Lights (#10)

Report Created: Wed 01 April 2026

(Note: Races are conducted over an approximate distance as close as possible to the advertised distance, and recorded data may vary accordingly. Official times refer to race times only and do not include handicap times.)

[] Position in running at each section and finish TAB# Saddle cloth number

-:--:-- No data available at this section

NA No data available

DNT Did not track

BAR# Barrier/Gate Position

DNF Did not finish

DT-W Distance travelled compared to winner in metres

Fastest split

Fastest section

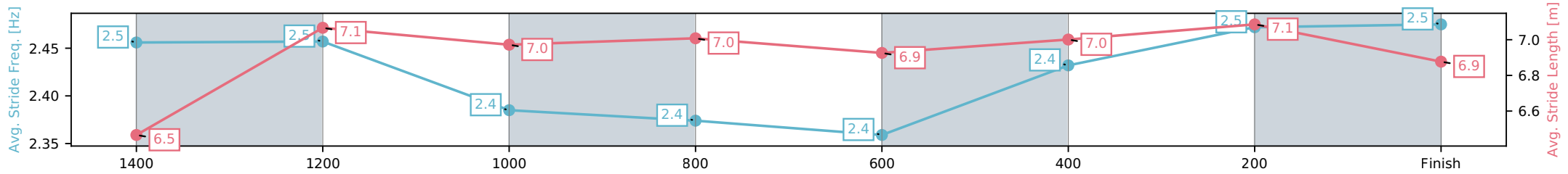
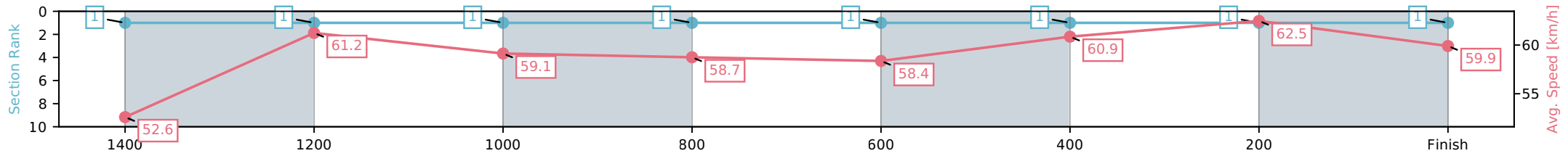
Horse/Jockey Name	Outta Reef/Angela Jones
Finish Rank	1
Fastest Section Time (Section)	0:11.47 (400-200)
Top Speed [km/h] (Section)	63.8 (1400-1200)
Race State	Finished



Doomben QLD --Professional-2026-04-01
 Race 3: GALLOPERS SPORTS CLUB QTIS Three-Year-Old
 Maiden Plate - 1630m
 01 April 2026 - 2:48PM
 Track Rating: Soft 5, Weather: Fine, Rail Position: +5m Entire Circuit



Section	L1630	L1400	L1200	L1000	L800	L600	L400	L200
Section Times	1:39.39 (0:15.82)	1:23.57 [1] (0:11.73)	1:11.84 [1] (0:12.19)	0:59.65 [1] (0:12.19)	0:47.45 [1] (0:12.24)	0:35.22 [1] (0:11.71)	0:23.51 [1] (0:11.47)	0:12.04 [1] (0:12.04)
Average Speed [km/h]	52.6	61.2	59.1	58.7	58.4	60.9	62.5	59.9
Top Speed [km/h]	63.5	63.8	60.4	60.0	59.6	61.8	63.2	61.5
Avg. Dist. to Rail [m]	1.6	0.3	0.3	1.0	1.6	1.9	2.2	2.3
Avg. Stride Freq. [Hz]	2.5	2.5	2.4	2.4	2.4	2.4	2.5	2.5
Avg. Stride Length [m]	6.5	7.1	7.0	7.0	6.9	7.0	7.1	6.9



[] Ranking at each section and finish
 -:-:- No data available at this section
 NA No data available

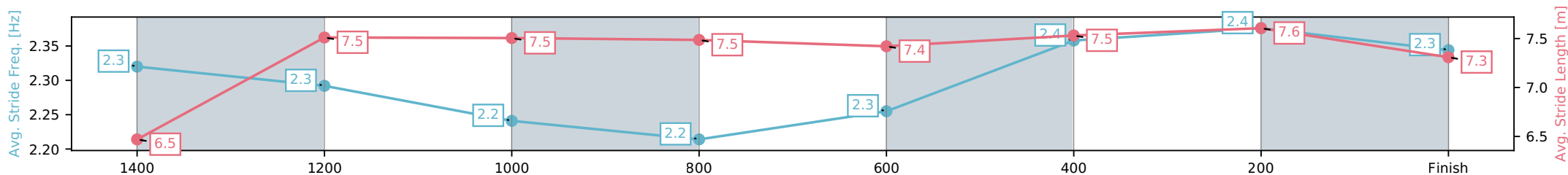
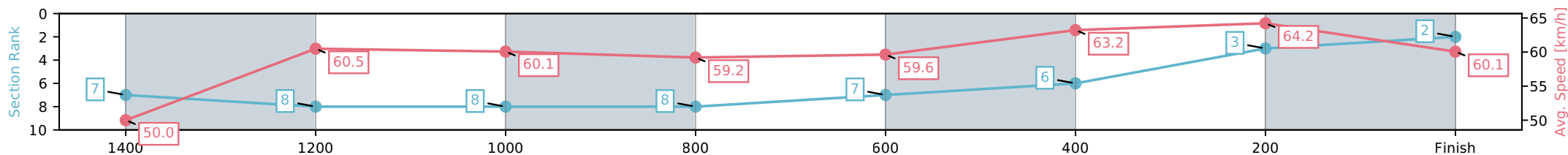
Horse/Jockey Name	Our Mate Locky/Jake Bayliss
Finish Rank	2
Fastest Section Time (Section)	0:11.22 (400-200)
Top Speed [km/h] (Section)	65.3 (400-200)
Race State	Finished



Doomben QLD --Professional-2026-04-01
 Race 3: GALLOPERS SPORTS CLUB QTIS Three-Year-Old
 Maiden Plate - 1630m
 01 April 2026 - 2:48PM
 Track Rating: Soft 5, Weather: Fine, Rail Position: +5m Entire Circuit



Section	L1630	L1400	L1200	L1000	L800	L600	L400	L200
Section Times	1:39.42 (0:16.69)	1:22.73 [8] (0:11.79)	1:10.94 [8] (0:11.99)	0:58.95 [8] (0:12.16)	0:46.78 [7] (0:12.19)	0:34.59 [6] (0:11.50)	0:23.09 [3] (0:11.22)	0:11.86 [2] (0:11.86)
Average Speed [km/h]	50.0	60.5	60.1	59.2	59.6	63.2	64.2	60.1
Top Speed [km/h]	62.9	63.1	61.4	61.3	62.1	63.8	65.3	62.5
Avg. Dist. to Rail [m]	2.6	1.3	0.3	0.3	1.6	1.9	0.8	1.6
Avg. Stride Freq. [Hz]	2.3	2.3	2.2	2.2	2.3	2.4	2.4	2.3
Avg. Stride Length [m]	6.5	7.5	7.5	7.5	7.4	7.5	7.6	7.3



- [] Ranking at each section and finish
- :-:- No data available at this section
- NA No data available

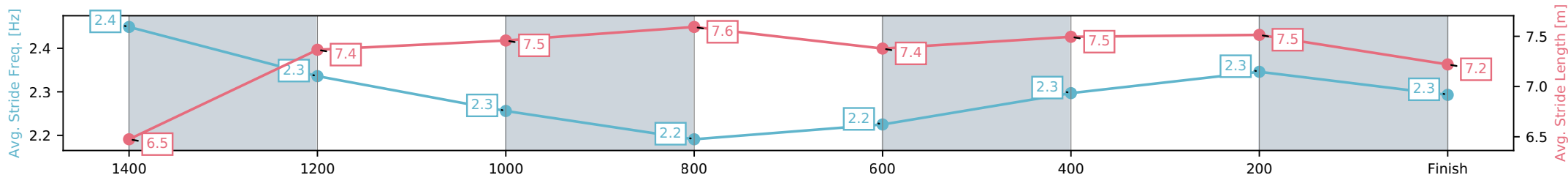
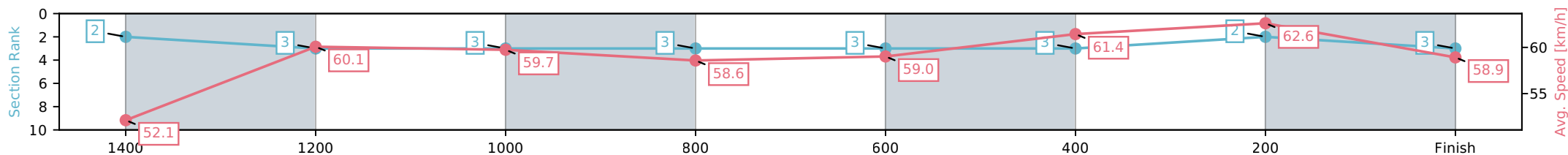
Horse/Jockey Name	I Am Louie/Ben Thompson
Finish Rank	3
Fastest Section Time (Section)	0:11.47 (400-200)
Top Speed [km/h] (Section)	63.5 (400-200)
Race State	Finished



Doomben QLD --Professional-2026-04-01
 Race 3: GALLOPERS SPORTS CLUB QTIS Three-Year-Old
 Maiden Plate - 1630m
 01 April 2026 - 2:48PM
 Track Rating: Soft 5, Weather: Fine, Rail Position: +5m Entire Circuit



Section	L1630	L1400	L1200	L1000	L800	L600	L400	L200
Section Times	1:39.73 (0:15.95)	1:23.78 [3] (0:11.89)	1:11.88 [3] (0:12.05)	0:59.84 [3] (0:12.30)	0:47.54 [3] (0:12.18)	0:35.36 [3] (0:11.66)	0:23.70 [2] (0:11.47)	0:12.23 [3] (0:12.23)
Average Speed [km/h]	52.1	60.1	59.7	58.6	59.0	61.4	62.6	58.9
Top Speed [km/h]	63.2	62.4	60.3	59.6	60.7	61.8	63.5	61.1
Avg. Dist. to Rail [m]	2.3	1.4	0.6	0.4	0.2	0.9	1.7	1.1
Avg. Stride Freq. [Hz]	2.4	2.3	2.3	2.2	2.2	2.3	2.3	2.3
Avg. Stride Length [m]	6.5	7.4	7.5	7.6	7.4	7.5	7.5	7.2



- [] Ranking at each section and finish
- :-:- No data available at this section
- NA No data available

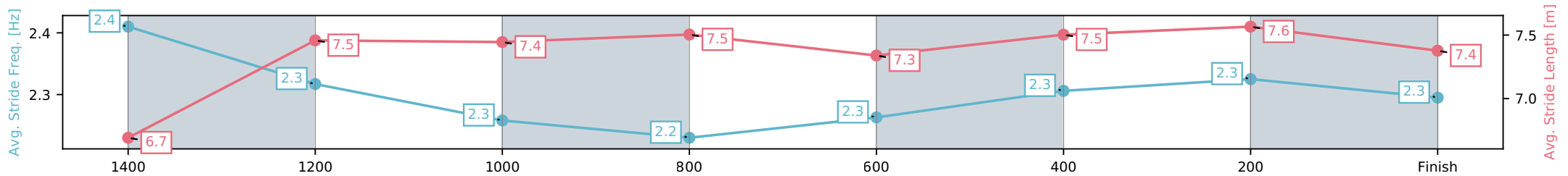
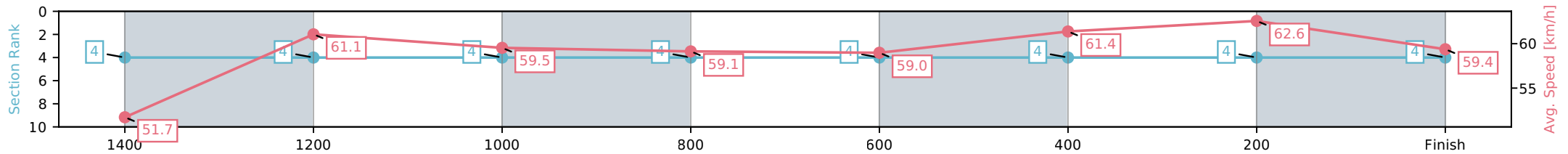
Horse/Jockey Name	Rusty Tycoon/Daniel Moor
Finish Rank	4
Fastest Section Time (Section)	0:11.46 (400-200)
Top Speed [km/h] (Section)	64.4 (400-200)
Race State	Finished



Doomben QLD --Professional-2026-04-01
 Race 3: GALLOPERS SPORTS CLUB QTIS Three-Year-Old
 Maiden Plate - 1630m
 01 April 2026 - 2:48PM
 Track Rating: Soft 5, Weather: Fine, Rail Position: +5m Entire Circuit



Section	L1630	L1400	L1200	L1000	L800	L600	L400	L200
Section Times	1:39.80 (0:16.15)	1:23.65 [4] (0:11.80)	1:11.85 [4] (0:12.08)	0:59.77 [4] (0:12.22)	0:47.55 [4] (0:12.22)	0:35.33 [4] (0:11.70)	0:23.63 [4] (0:11.46)	0:12.17 [4] (0:12.17)
Average Speed [km/h]	51.7	61.1	59.5	59.1	59.0	61.4	62.6	59.4
Top Speed [km/h]	63.0	63.3	60.2	60.4	60.9	61.8	64.4	61.8
Avg. Dist. to Rail [m]	0.4	0.2	0.8	0.7	0.3	0.6	1.1	1.2
Avg. Stride Freq. [Hz]	2.4	2.3	2.3	2.2	2.3	2.3	2.3	2.3
Avg. Stride Length [m]	6.7	7.5	7.4	7.5	7.3	7.5	7.6	7.4



- [] Ranking at each section and finish
- :-:- No data available at this section
- NA No data available

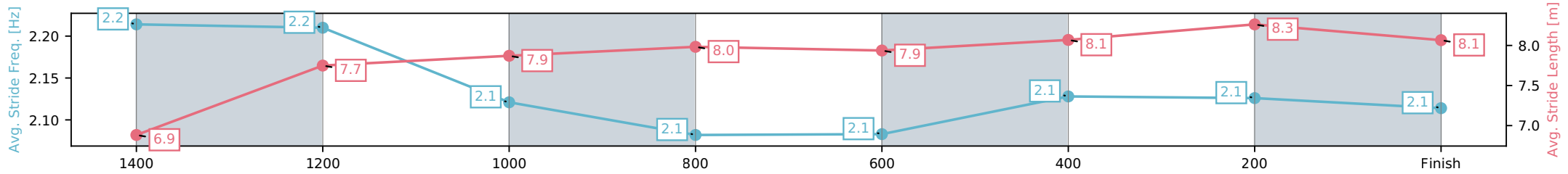
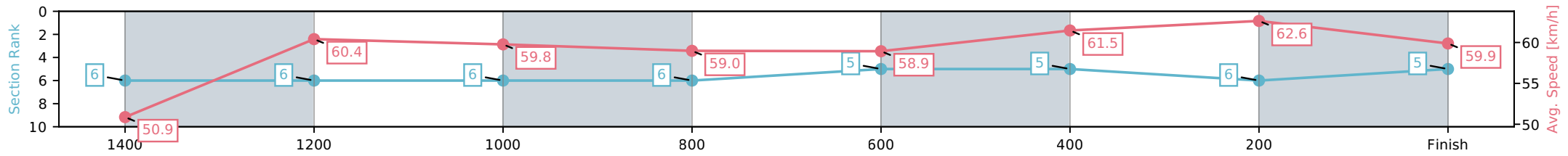
Horse/Jockey Name	Onlyyoucanread/Brandon Lerena
Finish Rank	5
Fastest Section Time (Section)	0:11.46 (400-200)
Top Speed [km/h] (Section)	64.9 (1630 - 1400)
Race State	Finished



Doomben QLD --Professional-2026-04-01
 Race 3: GALLOPERS SPORTS CLUB QTIS Three-Year-Old
 Maiden Plate - 1630m
 01 April 2026 - 2:48PM
 Track Rating: Soft 5, Weather: Fine, Rail Position: +5m Entire Circuit



Section	L1630	L1400	L1200	L1000	L800	L600	L400	L200
Section Times	1:39.88 (0:16.38)	1:23.50 [6] (0:11.87)	1:11.64 [6] (0:12.07)	0:59.57 [6] (0:12.20)	0:47.37 [5] (0:12.19)	0:35.18 [5] (0:11.63)	0:23.55 [6] (0:11.46)	0:12.09 [5] (0:12.09)
Average Speed [km/h]	50.9	60.4	59.8	59.0	58.9	61.5	62.6	59.9
Top Speed [km/h]	64.9	63.8	60.9	60.3	60.7	62.7	63.7	62.3
Avg. Dist. to Rail [m]	3.1	0.6	0.2	0.1	0.5	1.2	0.6	0.1
Avg. Stride Freq. [Hz]	2.2	2.2	2.1	2.1	2.1	2.1	2.1	2.1
Avg. Stride Length [m]	6.9	7.7	7.9	8.0	7.9	8.1	8.3	8.1



Report Created: Wed 01 April 2026 (Note: Timing is based on positional data)

[] Ranking at each section and finish
 -:-:- No data available at this section
 NA No data available

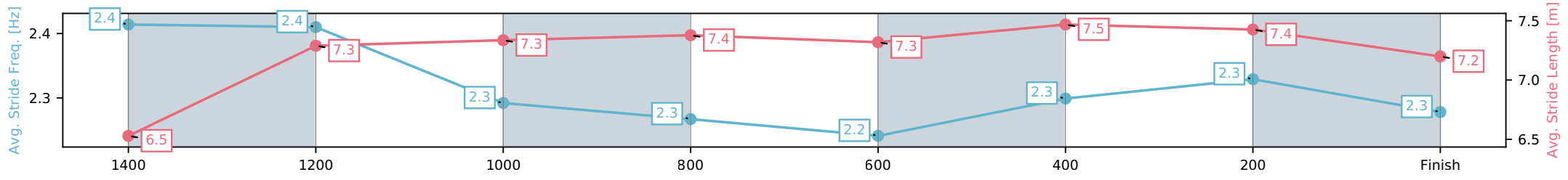
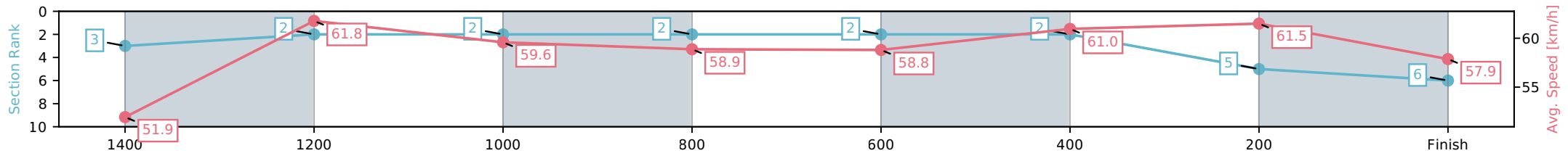
Horse/Jockey Name	Bacetti/Tahlia Fenlon
Finish Rank	6
Fastest Section Time (Section)	0:11.66 (400-200)
Top Speed [km/h] (Section)	64.7 (1400-1200)
Race State	Finished



Doomben QLD --Professional-2026-04-01
 Race 3: GALLOPERS SPORTS CLUB QTIS Three-Year-Old
 Maiden Plate - 1630m
 01 April 2026 - 2:48PM
 Track Rating: Soft 5, Weather: Fine, Rail Position: +5m Entire Circuit



Section	L1630	L1400	L1200	L1000	L800	L600	L400	L200
Section Times	1:39.97 (0:16.00)	1:23.97 [2] (0:11.66)	1:12.30 [2] (0:12.09)	1:00.21 [2] (0:12.22)	0:47.99 [2] (0:12.26)	0:35.73 [2] (0:11.78)	0:23.95 [5] (0:11.66)	0:12.29 [6] (0:12.29)
Average Speed [km/h]	51.9	61.8	59.6	58.9	58.8	61.0	61.5	57.9
Top Speed [km/h]	64.3	64.7	60.2	60.0	60.6	61.8	62.4	60.2
Avg. Dist. to Rail [m]	0.6	0.4	0.4	0.5	0.4	0.9	1.6	1.2
Avg. Stride Freq. [Hz]	2.4	2.4	2.3	2.3	2.2	2.3	2.3	2.3
Avg. Stride Length [m]	6.5	7.3	7.3	7.4	7.3	7.5	7.4	7.2



Report Created: Wed 01 April 2026 (Note: Timing is based on positional data)

[] Ranking at each section and finish
 -:-:- No data available at this section
 NA No data available

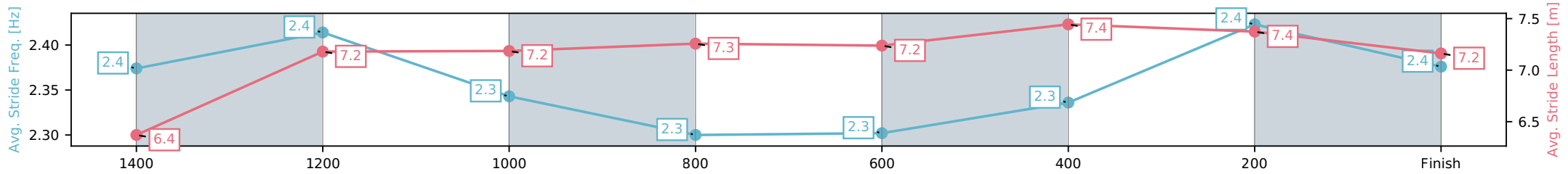
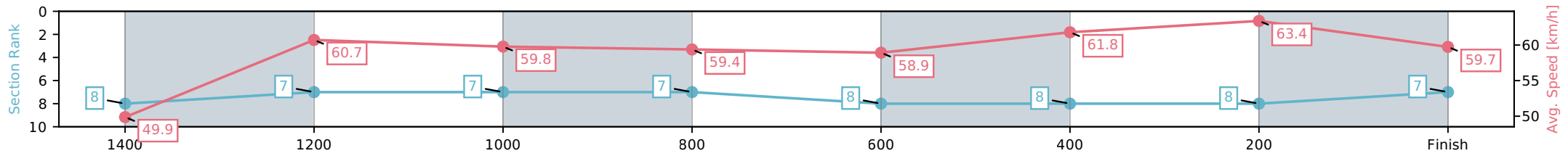
Horse/Jockey Name	Paradise As Usual/Mark Du Plessis
Finish Rank	7
Fastest Section Time (Section)	0:11.40 (400-200)
Top Speed [km/h] (Section)	64.7 (400-200)
Race State	Finished



Doomben QLD --Professional-2026-04-01
 Race 3: GALLOPERS SPORTS CLUB QTIS Three-Year-Old Maiden Plate - 1630m
 01 April 2026 - 2:48PM
 Track Rating: Soft 5, Weather: Fine, Rail Position: +5m Entire Circuit



Section	L1630	L1400	L1200	L1000	L800	L600	L400	L200
Section Times	1:39.98 (0:16.72)	1:23.26 [7] (0:11.71)	1:11.56 [7] (0:12.04)	0:59.52 [7] (0:12.13)	0:47.39 [8] (0:12.27)	0:35.12 [8] (0:11.69)	0:23.43 [8] (0:11.40)	0:12.04 [7] (0:12.04)
Average Speed [km/h]	49.9	60.7	59.8	59.4	58.9	61.8	63.4	59.7
Top Speed [km/h]	64.1	63.5	60.7	60.2	61.2	62.9	64.7	62.6
Avg. Dist. to Rail [m]	3.4	2.0	0.7	0.6	0.9	1.1	1.6	2.5
Avg. Stride Freq. [Hz]	2.4	2.4	2.3	2.3	2.3	2.3	2.4	2.4
Avg. Stride Length [m]	6.4	7.2	7.2	7.3	7.2	7.4	7.4	7.2



Report Created: Wed 01 April 2026 (Note: Timing is based on positional data)

[] Ranking at each section and finish
 -:-:- No data available at this section
 NA No data available

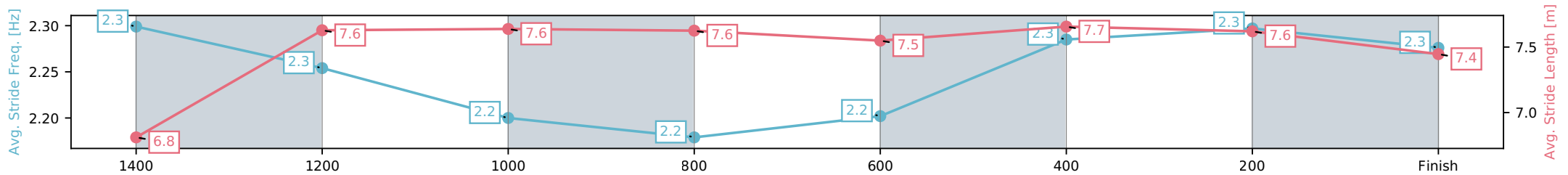
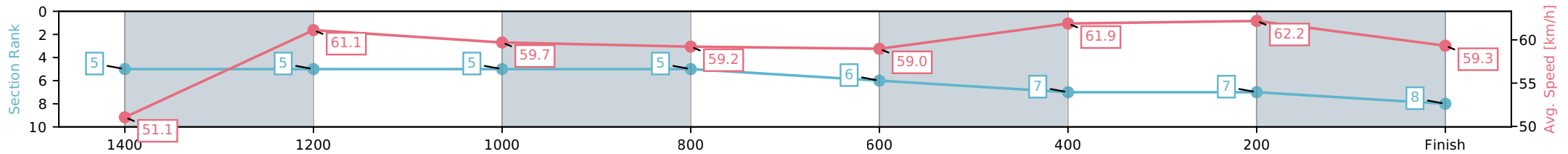
Horse/Jockey Name	Violaceous/Fred Larson
Finish Rank	8
Fastest Section Time (Section)	0:11.54 (400-200)
Top Speed [km/h] (Section)	64.8 (1400-1200)
Race State	Finished



Doomben QLD --Professional-2026-04-01
 Race 3: GALLOPERS SPORTS CLUB QTIS Three-Year-Old
 Maiden Plate - 1630m
 01 April 2026 - 2:48PM
 Track Rating: Soft 5, Weather: Fine, Rail Position: +5m Entire Circuit



Section	L1630	L1400	L1200	L1000	L800	L600	L400	L200
Section Times	1:40.08 (0:16.35)	1:23.73 [5] (0:11.84)	1:11.90 [5] (0:12.05)	0:59.85 [5] (0:12.22)	0:47.63 [6] (0:12.25)	0:35.38 [7] (0:11.64)	0:23.74 [7] (0:11.54)	0:12.20 [8] (0:12.20)
Average Speed [km/h]	51.1	61.1	59.7	59.2	59.0	61.9	62.2	59.3
Top Speed [km/h]	63.9	64.8	60.2	60.7	61.6	62.5	63.7	61.8
Avg. Dist. to Rail [m]	1.7	0.7	1.4	1.3	0.8	0.4	0.6	1.3
Avg. Stride Freq. [Hz]	2.3	2.3	2.2	2.2	2.2	2.3	2.3	2.3
Avg. Stride Length [m]	6.8	7.6	7.6	7.6	7.5	7.7	7.6	7.4



- [] Ranking at each section and finish
- :-:- No data available at this section
- NA No data available



Doomben QLD

Race 4: DRINKWISE BENCHMARK 70 Handicap - 1630m

01 April 2026 - 3:24PM

Track Rating: Soft 5, Weather: Fine, Rail Position: +5m Entire Circuit



BRISBANE RACING CLUB

Field Times	1:38.21	1:23.12	1:11.83	1:00.33	0:48.15	0:35.83	0:23.81	0:12.26
(Race Tempo)	(0:15.09)	(0:11.28)	(0:11.50)	(0:12.18)	(0:12.32)	(0:12.03)	(0:11.54)	(0:12.26)

Rank	TAB#	Horse	Overall Time	First 400m	Top Speed km/h (Section)	L1630	L1400	L1200	L1000	L800	L600	L400	L200
	(BAR#)	Jockey	Margin (DT-W)	Last 600m	Fastest Section (Time)	Start - 1400	1400 - 1200	1200 - 1000	1000 - 800	800 - 600	600 - 400	400 - 200	200 - Finish
1	8	Don'tcha Think	1:38.21	0:24.93	65.9 (1630 - 1400)	1:38.21	1:22.69 [6]	1:11.55 [5]	0:59.89 [5]	0:47.68 [5]	0:35.31 [6]	0:23.42 [5]	0:12.14 [3]
	(4)	Andrew Mallyon		0:35.31	1400-1200 (0:11.14)	(0:15.52)	(0:11.14)	(0:11.66)	(0:12.21)	(0:12.37)	(0:11.89)	(0:11.28)	(0:12.14)
2	10	Thebarberofseville	1:38.39	0:25.42	65.1 (1400-1200)	1:38.39	1:22.48 [7]	1:11.23 [7]	0:59.66 [7]	0:47.60 [7]	0:35.25 [8]	0:23.50 [7]	0:12.16 [4]
	(6)	Stacey Callow	1.1L (+2)	0:35.24	1400-1200 (0:11.25)	(0:15.92)	(0:11.25)	(0:11.57)	(0:12.05)	(0:12.35)	(0:11.74)	(0:11.34)	(0:12.16)
3	1	Moon Sweeper	1:38.44	0:25.56	66.3 (1400-1200)	1:38.44	1:22.24 [9]	1:11.20 [8]	0:59.56 [8]	0:47.53 [8]	0:35.31 [7]	0:23.57 [6]	0:12.08 [6]
	(9)	Ben Thompson	1.3L (+5)	0:35.31	1400-1200 (0:11.04)	(0:16.20)	(0:11.04)	(0:11.64)	(0:12.03)	(0:12.22)	(0:11.74)	(0:11.49)	(0:12.08)
4	4	Wild Gypsy	1:38.61	0:24.76	66.1 (1400-1200)	1:38.61	1:23.30 [2]	1:12.11 [2]	1:00.51 [3]	0:48.24 [4]	0:35.92 [4]	0:24.00 [2]	0:12.57 [2]
	(3)	Angela Jones	2.3L (+5)	0:35.92	1400-1200 (0:11.18)	(0:15.32)	(0:11.18)	(0:11.60)	(0:12.27)	(0:12.33)	(0:11.92)	(0:11.43)	(0:12.57)
5	6	He'sgotthesay	1:38.71	0:25.54	65.8 (1400-1200)	1:38.71	1:22.62 [8]	1:11.43 [9]	0:59.75 [9]	0:47.68 [9]	0:35.41 [9]	0:23.59 [9]	0:12.15 [7]
	(8)	Boris Thornton	2.9L (+2)	0:35.41	1400-1200 (0:11.19)	(0:16.09)	(0:11.19)	(0:11.68)	(0:12.08)	(0:12.27)	(0:11.82)	(0:11.44)	(0:12.15)
6	7	Divine Source	1:38.78	0:24.66	67.5 (1630 - 1400)	1:38.78	1:23.69 [1]	1:12.40 [1]	1:00.90 [1]	0:48.72 [1]	0:36.40 [1]	0:24.38 [1]	0:12.83 [1]
	(5)	Damien Thornton	3.3L (+7)	0:36.39	1400-1200 (0:11.28)	(0:15.09)	(0:11.28)	(0:11.50)	(0:12.18)	(0:12.32)	(0:12.02)	(0:11.54)	(0:12.83)
7	3	Smart Action	1:38.93	0:24.86	65.1 (1400-1200)	1:38.93	1:23.55 [4]	1:12.34 [4]	1:00.78 [4]	0:48.64 [3]	0:36.33 [3]	0:24.23 [4]	0:12.69 [5]
	(2)	Brandon Lerena	4.2L (+3)	0:36.32	1400-1200 (0:11.21)	(0:15.38)	(0:11.21)	(0:11.55)	(0:12.14)	(0:12.32)	(0:12.09)	(0:11.54)	(0:12.69)
8	9	Fashionable	1:39.05	0:25.85	66.9 (1400-1200)	1:39.05	1:22.61 [10]	1:11.53 [10]	0:59.82 [10]	0:47.76 [10]	0:35.53 [10]	0:23.56 [10]	0:12.01 [10]
	(10)	Chelsea Baker	5.0L (+2)	0:35.53	1400-1200 (0:11.08)	(0:16.44)	(0:11.08)	(0:11.71)	(0:12.06)	(0:12.23)	(0:11.97)	(0:11.55)	(0:12.01)
9	5	Toolatamate	1:39.26	0:25.15	63.9 (1630 - 1400)	1:39.26	1:23.74 [5]	1:12.33 [6]	1:00.76 [6]	0:48.66 [6]	0:36.37 [5]	0:24.36 [8]	0:12.70 [8]
	(1)	Georgina Cartwright	6.1L (+0)	0:36.37	1400-1200 (0:11.41)	(0:15.52)	(0:11.41)	(0:11.57)	(0:12.10)	(0:12.29)	(0:12.01)	(0:11.66)	(0:12.70)
10	2	Silent Call	1:39.81	0:24.80	66.1 (1630 - 1400)	1:39.81	1:24.47 [3]	1:13.29 [3]	1:01.88 [2]	0:49.68 [2]	0:37.27 [2]	0:25.14 [3]	0:13.19 [9]
	(7)	Daniel Moor	9.4L (+5)	0:37.27	1400-1200 (0:11.18)	(0:15.34)	(0:11.18)	(0:11.42)	(0:12.20)	(0:12.41)	(0:12.13)	(0:11.95)	(0:13.19)

Scratched: Chance With Wolves (#11)

Report Created: Wed 01 April 2026

(Note: Races are conducted over an approximate distance as close as possible to the advertised distance, and recorded data may vary accordingly. Official times refer to race times only and do not include handicap times.)

[] Position in running at each section and finish TAB# Saddle cloth number

[] Fastest split

-:-:- No data available at this section

BAR# Barrier/Gate Position

[] Fastest section

NA No data available

DNF Did not finish

DNT Did not track

DT-W Distance travelled compared to winner in metres

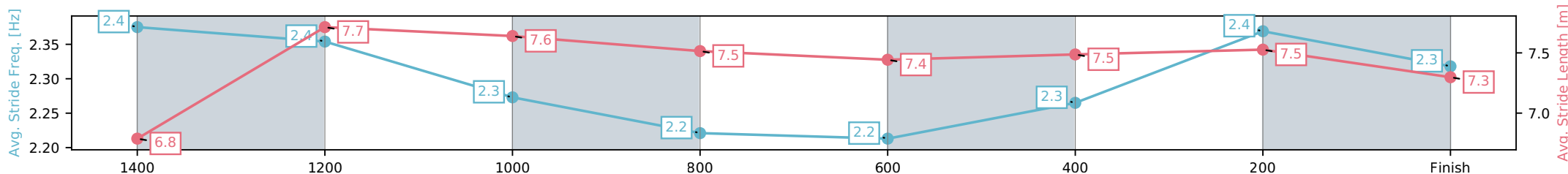
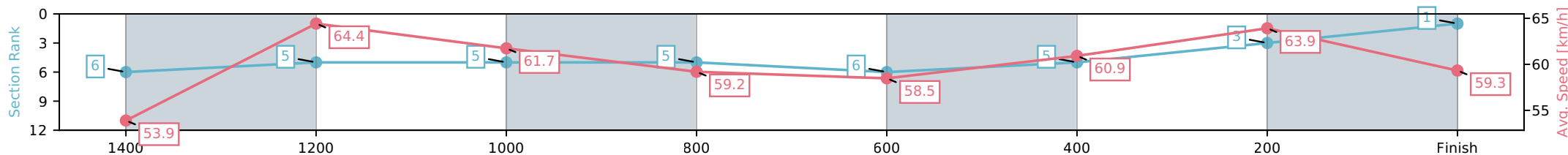
Horse/Jockey Name	Don'tcha Think/Andrew Mallyon
Finish Rank	1
Fastest Section Time (Section)	0:11.14 (1400-1200)
Top Speed [km/h] (Section)	65.9 (1630 - 1400)
Race State	Finished



Doomben QLD --Professional-2026-04-01
 Race 4: DRINKWISE BENCHMARK 70 Handicap - 1630m
 01 April 2026 - 3:24PM
 Track Rating: Soft 5, Weather: Fine, Rail Position: +5m Entire Circuit



Section	L1630	L1400	L1200	L1000	L800	L600	L400	L200
Section Times	1:38.21 (0:15.52)	1:22.69 [5] (0:11.14)	1:11.55 [5] (0:11.66)	0:59.89 [5] (0:12.21)	0:47.68 [6] (0:12.37)	0:35.31 [5] (0:11.89)	0:23.42 [3] (0:11.28)	0:12.14 [1] (0:12.14)
Average Speed [km/h]	53.9	64.4	61.7	59.2	58.5	60.9	63.9	59.3
Top Speed [km/h]	65.9	65.3	62.8	61.0	60.0	62.2	65.1	62.7
Avg. Dist. to Rail [m]	1.0	0.6	1.3	1.3	1.1	1.2	0.3	0.4
Avg. Stride Freq. [Hz]	2.4	2.4	2.3	2.2	2.2	2.3	2.4	2.3
Avg. Stride Length [m]	6.8	7.7	7.6	7.5	7.4	7.5	7.5	7.3



- [] Ranking at each section and finish
- :-:- No data available at this section
- NA No data available

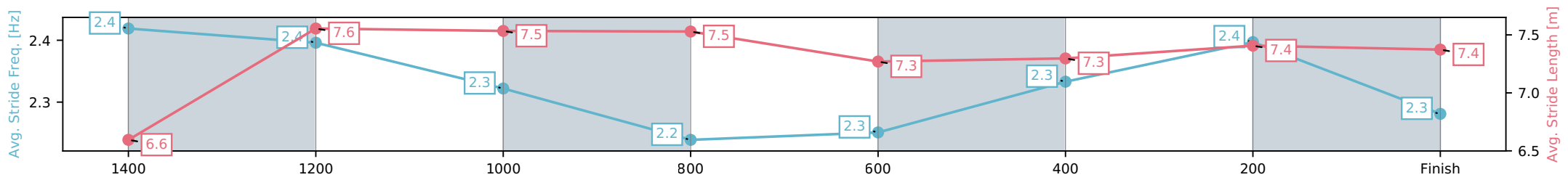
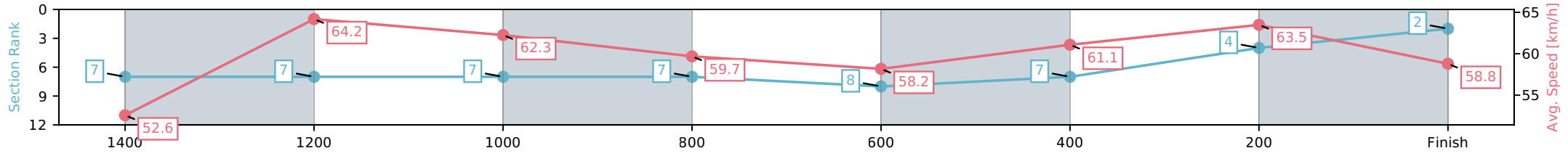
Horse/Jockey Name	Thebarberofseville/Stacey Callow
Finish Rank	2
Fastest Section Time (Section)	0:11.25 (1400-1200)
Top Speed [km/h] (Section)	65.1 (1400-1200)
Race State	Finished



Doomben QLD --Professional-2026-04-01
 Race 4: DRINKWISE BENCHMARK 70 Handicap - 1630m
 01 April 2026 - 3:24PM
 Track Rating: Soft 5, Weather: Fine, Rail Position: +5m Entire Circuit



Section	L1630	L1400	L1200	L1000	L800	L600	L400	L200
Section Times	1:38.39 (0:15.92)	1:22.48 [7] (0:11.25)	1:11.23 [7] (0:11.57)	0:59.66 [7] (0:12.05)	0:47.60 [8] (0:12.35)	0:35.25 [7] (0:11.74)	0:23.50 [4] (0:11.34)	0:12.16 [2] (0:12.16)
Average Speed [km/h]	52.6	64.2	62.3	59.7	58.2	61.1	63.5	58.8
Top Speed [km/h]	64.8	65.1	62.7	61.8	59.0	62.1	64.1	63.0
Avg. Dist. to Rail [m]	1.4	0.3	0.7	0.3	0.6	0.6	0.8	2.0
Avg. Stride Freq. [Hz]	2.4	2.4	2.3	2.2	2.3	2.3	2.4	2.3
Avg. Stride Length [m]	6.6	7.6	7.5	7.5	7.3	7.3	7.4	7.4



[] Ranking at each section and finish
 -:-:- No data available at this section
 NA No data available

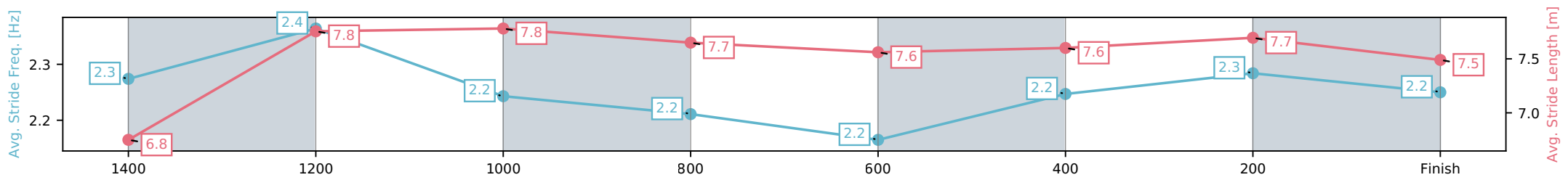
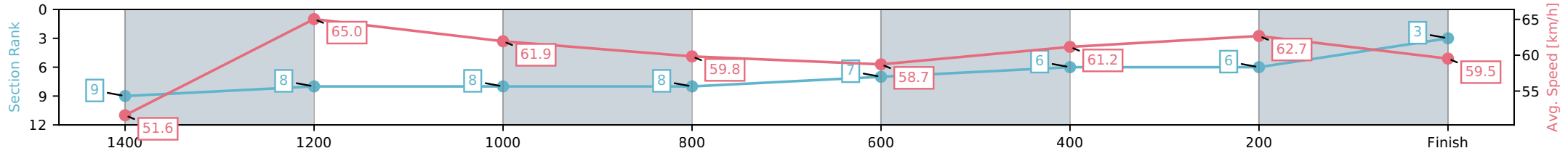
Horse/Jockey Name	Moon Sweeper/Ben Thompson
Finish Rank	3
Fastest Section Time (Section)	0:11.04 (1400-1200)
Top Speed [km/h] (Section)	66.3 (1400-1200)
Race State	Finished



Doomben QLD --Professional-2026-04-01
 Race 4: DRINKWISE BENCHMARK 70 Handicap - 1630m
 01 April 2026 - 3:24PM
 Track Rating: Soft 5, Weather: Fine, Rail Position: +5m Entire Circuit



Section	L1630	L1400	L1200	L1000	L800	L600	L400	L200
Section Times	1:38.44 (0:16.20)	1:22.24 [8] (0:11.04)	1:11.20 [8] (0:11.64)	0:59.56 [8] (0:12.03)	0:47.53 [7] (0:12.22)	0:35.31 [6] (0:11.74)	0:23.57 [6] (0:11.49)	0:12.08 [3] (0:12.08)
Average Speed [km/h]	51.6	65.0	61.9	59.8	58.7	61.2	62.7	59.5
Top Speed [km/h]	64.3	66.3	63.1	61.7	60.0	63.1	63.2	61.6
Avg. Dist. to Rail [m]	3.6	0.4	0.2	0.2	0.6	0.6	0.8	1.7
Avg. Stride Freq. [Hz]	2.3	2.4	2.2	2.2	2.2	2.2	2.3	2.2
Avg. Stride Length [m]	6.8	7.8	7.8	7.7	7.6	7.6	7.7	7.5



[] Ranking at each section and finish
 -:-:- No data available at this section
 NA No data available

Horse/Jockey Name	Wild Gypsy/Angela Jones
Finish Rank	4
Fastest Section Time (Section)	0:11.18 (1400-1200)
Top Speed [km/h] (Section)	66.1 (1400-1200)
Race State	Finished



Doomben QLD --Professional-2026-04-01

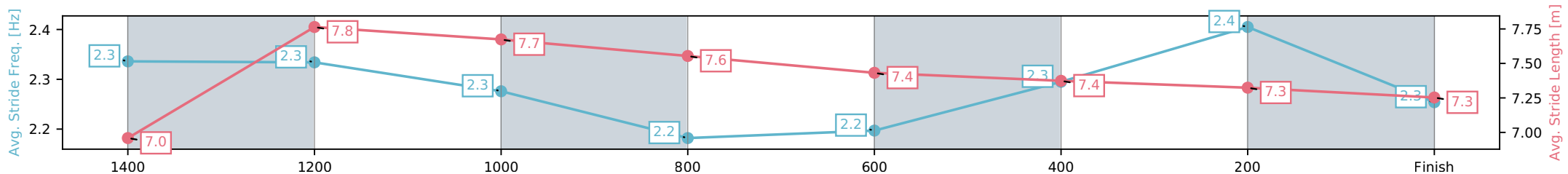
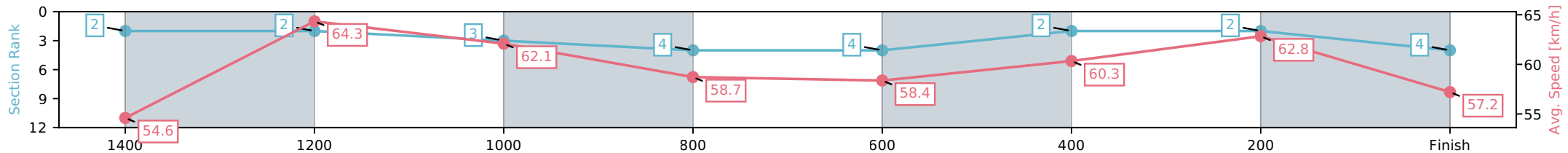
Race 4: DRINKWISE BENCHMARK 70 Handicap - 1630m

01 April 2026 - 3:24PM

Track Rating: Soft 5, Weather: Fine, Rail Position: +5m Entire Circuit



Section	L1630	L1400	L1200	L1000	L800	L600	L400	L200
Section Times	1:38.61 (0:15.32)	1:23.30 [2] (0:11.18)	1:12.11 [3] (0:11.60)	1:00.51 [4] (0:12.27)	0:48.24 [4] (0:12.33)	0:35.92 [2] (0:11.92)	0:24.00 [2] (0:11.43)	0:12.57 [4] (0:12.57)
Average Speed [km/h]	54.6	64.3	62.1	58.7	58.4	60.3	62.8	57.2
Top Speed [km/h]	65.4	66.1	63.3	60.3	59.4	62.1	63.7	61.8
Avg. Dist. to Rail [m]	0.8	0.3	0.5	0.4	0.3	0.3	1.9	2.3
Avg. Stride Freq. [Hz]	2.3	2.3	2.3	2.2	2.2	2.3	2.4	2.3
Avg. Stride Length [m]	7.0	7.8	7.7	7.6	7.4	7.4	7.3	7.3



- [] Ranking at each section and finish
- :-:- No data available at this section
- NA No data available

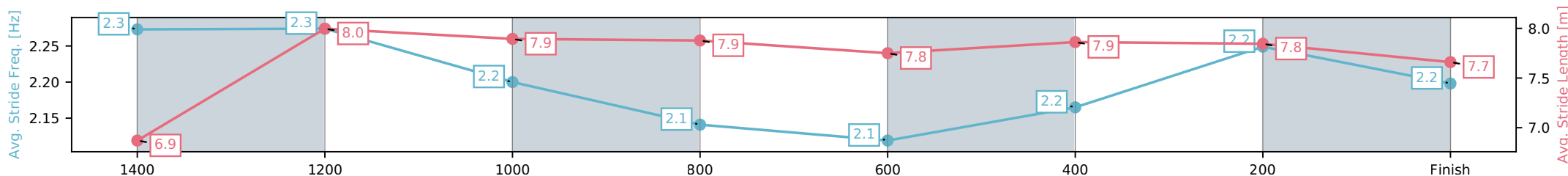
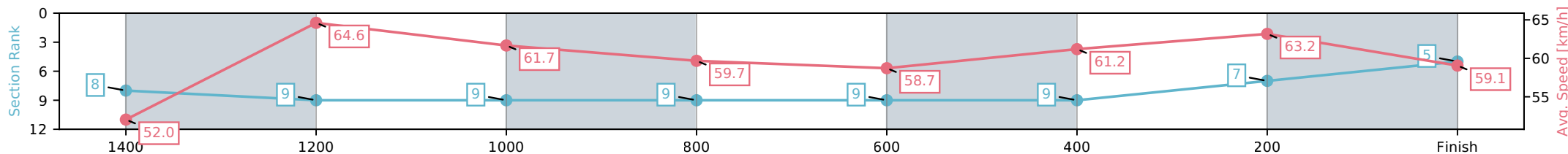
Horse/Jockey Name	He'sgotthesay/Boris Thornton
Finish Rank	5
Fastest Section Time (Section)	0:11.19 (1400-1200)
Top Speed [km/h] (Section)	65.8 (1400-1200)
Race State	Finished



Doomben QLD --Professional-2026-04-01
 Race 4: DRINKWISE BENCHMARK 70 Handicap - 1630m
 01 April 2026 - 3:24PM
 Track Rating: Soft 5, Weather: Fine, Rail Position: +5m Entire Circuit



Section	L1630	L1400	L1200	L1000	L800	L600	L400	L200
Section Times	1:38.71 (0:16.09)	1:22.62 [9] (0:11.19)	1:11.43 [9] (0:11.68)	0:59.75 [9] (0:12.08)	0:47.68 [9] (0:12.27)	0:35.41 [9] (0:11.82)	0:23.59 [7] (0:11.44)	0:12.15 [5] (0:12.15)
Average Speed [km/h]	52.0	64.6	61.7	59.7	58.7	61.2	63.2	59.1
Top Speed [km/h]	64.2	65.8	62.2	62.6	59.7	61.7	63.8	62.7
Avg. Dist. to Rail [m]	2.4	0.7	0.5	0.4	0.2	0.8	3.2	4.7
Avg. Stride Freq. [Hz]	2.3	2.3	2.2	2.1	2.1	2.2	2.2	2.2
Avg. Stride Length [m]	6.9	8.0	7.9	7.9	7.8	7.9	7.8	7.7



- [] Ranking at each section and finish
- :-:- No data available at this section
- NA No data available

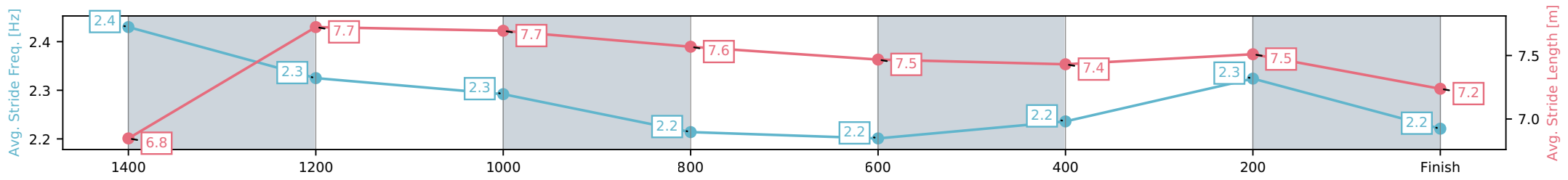
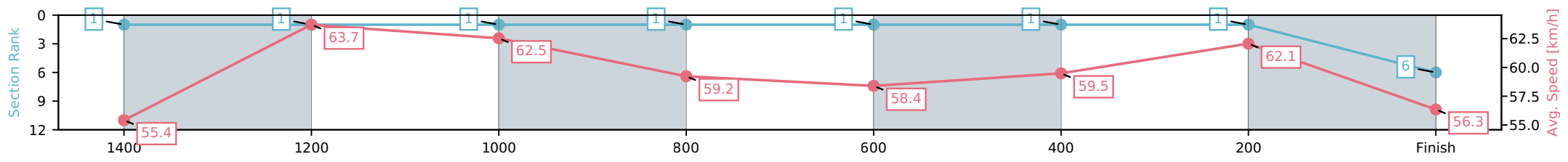
Horse/Jockey Name	Divine Source/Damien Thornton
Finish Rank	6
Fastest Section Time (Section)	0:11.28 (1400-1200)
Top Speed [km/h] (Section)	67.5 (1630 - 1400)
Race State	Finished



Doomben QLD --Professional-2026-04-01
 Race 4: DRINKWISE BENCHMARK 70 Handicap - 1630m
 01 April 2026 - 3:24PM
 Track Rating: Soft 5, Weather: Fine, Rail Position: +5m Entire Circuit



Section	L1630	L1400	L1200	L1000	L800	L600	L400	L200
Section Times	1:38.78 (0:15.09)	1:23.69 [1] (0:11.28)	1:12.40 [1] (0:11.50)	1:00.90 [1] (0:12.18)	0:48.72 [1] (0:12.32)	0:36.40 [1] (0:12.02)	0:24.38 [1] (0:11.54)	0:12.83 [6] (0:12.83)
Average Speed [km/h]	55.4	63.7	62.5	59.2	58.4	59.5	62.1	56.3
Top Speed [km/h]	67.5	65.1	63.7	60.9	59.1	61.2	63.5	59.9
Avg. Dist. to Rail [m]	1.3	0.4	0.7	0.6	0.2	1.1	2.2	2.5
Avg. Stride Freq. [Hz]	2.4	2.3	2.3	2.2	2.2	2.2	2.3	2.2
Avg. Stride Length [m]	6.8	7.7	7.7	7.6	7.5	7.4	7.5	7.2



[] Ranking at each section and finish
 -:-:- No data available at this section
 NA No data available

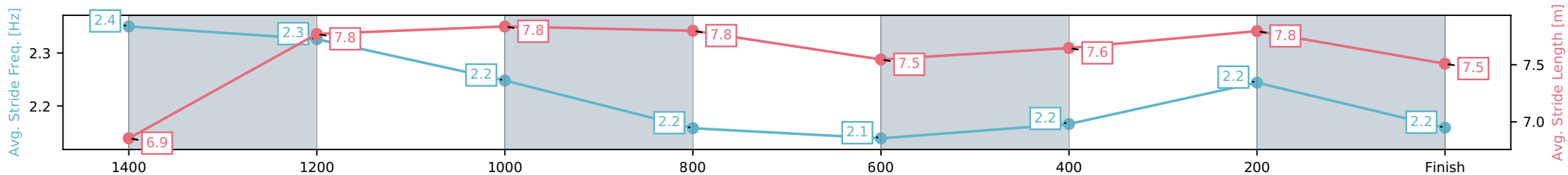
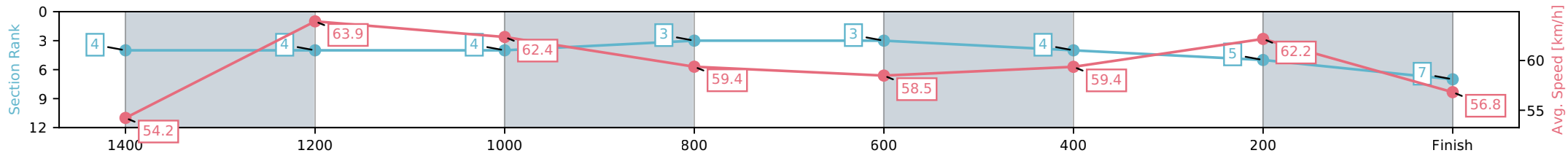
Horse/Jockey Name	Smart Action/Brandon Lerena
Finish Rank	7
Fastest Section Time (Section)	0:11.21 (1400-1200)
Top Speed [km/h] (Section)	65.1 (1400-1200)
Race State	Finished



Doomben QLD --Professional-2026-04-01
 Race 4: DRINKWISE BENCHMARK 70 Handicap - 1630m
 01 April 2026 - 3:24PM
 Track Rating: Soft 5, Weather: Fine, Rail Position: +5m Entire Circuit



Section	L1630	L1400	L1200	L1000	L800	L600	L400	L200
Section Times	1:38.93 (0:15.38)	1:23.55 [4] (0:11.21)	1:12.34 [4] (0:11.55)	1:00.78 [3] (0:12.14)	0:48.64 [3] (0:12.32)	0:36.33 [4] (0:12.09)	0:24.23 [5] (0:11.54)	0:12.69 [7] (0:12.69)
Average Speed [km/h]	54.2	63.9	62.4	59.4	58.5	59.4	62.2	56.8
Top Speed [km/h]	64.6	65.1	63.0	61.1	59.5	60.7	63.2	60.8
Avg. Dist. to Rail [m]	0.9	0.9	0.9	0.6	0.3	0.6	2.2	1.0
Avg. Stride Freq. [Hz]	2.4	2.3	2.2	2.2	2.1	2.2	2.2	2.2
Avg. Stride Length [m]	6.9	7.8	7.8	7.8	7.5	7.6	7.8	7.5



- [] Ranking at each section and finish
- :-:- No data available at this section
- NA No data available

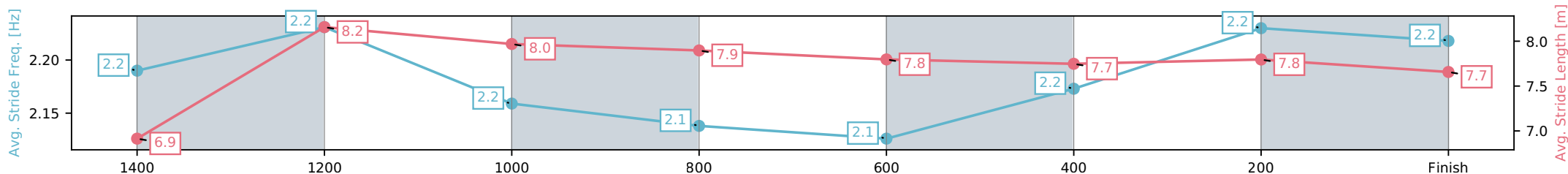
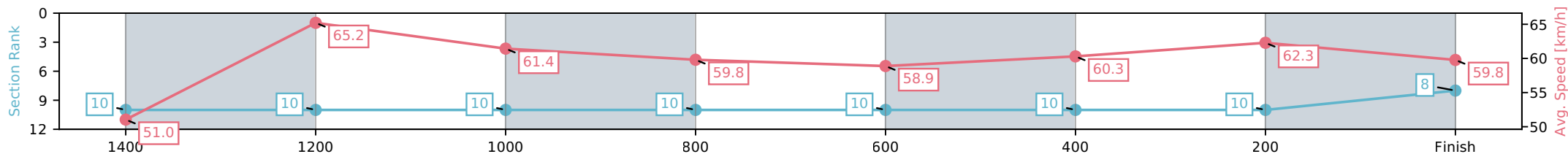
Horse/Jockey Name	Fashionable/Chelsea Baker
Finish Rank	8
Fastest Section Time (Section)	0:11.08 (1400-1200)
Top Speed [km/h] (Section)	66.9 (1400-1200)
Race State	Finished



Doomben QLD --Professional-2026-04-01
 Race 4: DRINKWISE BENCHMARK 70 Handicap - 1630m
 01 April 2026 - 3:24PM
 Track Rating: Soft 5, Weather: Fine, Rail Position: +5m Entire Circuit



Section	L1630	L1400	L1200	L1000	L800	L600	L400	L200
Section Times	1:39.05 (0:16.44)	1:22.61 [10] (0:11.08)	1:11.53 [10] (0:11.71)	0:59.82 [10] (0:12.06)	0:47.76 [10] (0:12.23)	0:35.53 [10] (0:11.97)	0:23.56 [10] (0:11.55)	0:12.01 [8] (0:12.01)
Average Speed [km/h]	51.0	65.2	61.4	59.8	58.9	60.3	62.3	59.8
Top Speed [km/h]	63.3	66.9	64.8	62.8	60.6	61.0	63.7	62.2
Avg. Dist. to Rail [m]	5.2	0.8	0.5	0.6	0.2	0.6	1.6	4.5
Avg. Stride Freq. [Hz]	2.2	2.2	2.2	2.1	2.1	2.2	2.2	2.2
Avg. Stride Length [m]	6.9	8.2	8.0	7.9	7.8	7.7	7.8	7.7



- [] Ranking at each section and finish
- :-:- No data available at this section
- NA No data available

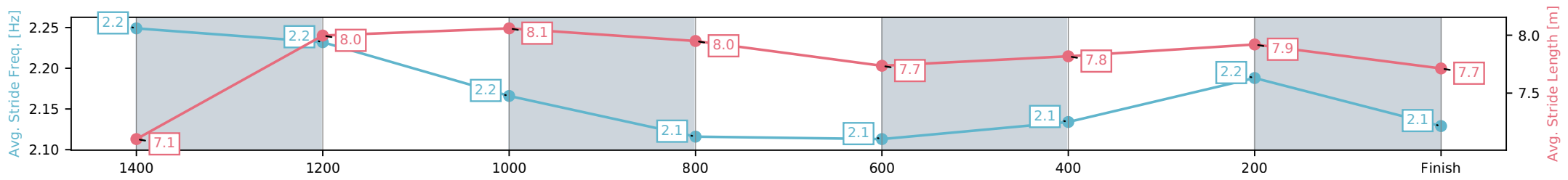
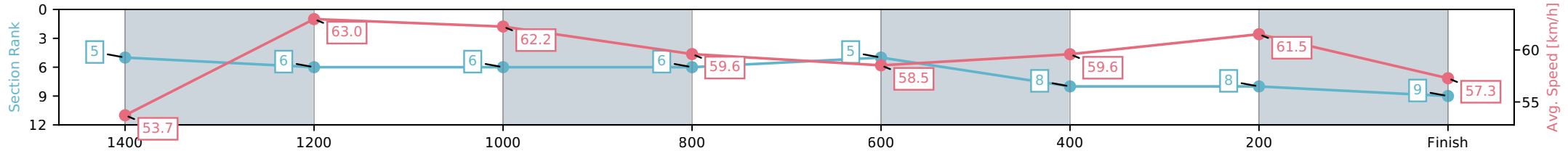
Horse/Jockey Name	Toolatmate/Georgina Cartwright
Finish Rank	9
Fastest Section Time (Section)	0:11.41 (1400-1200)
Top Speed [km/h] (Section)	63.9 (1630 - 1400)
Race State	Finished



Doomben QLD --Professional-2026-04-01
 Race 4: DRINKWISE BENCHMARK 70 Handicap - 1630m
 01 April 2026 - 3:24PM
 Track Rating: Soft 5, Weather: Fine, Rail Position: +5m Entire Circuit



Section	L1630	L1400	L1200	L1000	L800	L600	L400	L200
Section Times	1:39.26 (0:15.52)	1:23.74 [6] (0:11.41)	1:12.33 [6] (0:11.57)	1:00.76 [6] (0:12.10)	0:48.66 [5] (0:12.29)	0:36.37 [8] (0:12.01)	0:24.36 [8] (0:11.66)	0:12.70 [9] (0:12.70)
Average Speed [km/h]	53.7	63.0	62.2	59.6	58.5	59.6	61.5	57.3
Top Speed [km/h]	63.9	63.7	63.0	61.8	59.5	60.8	62.2	60.7
Avg. Dist. to Rail [m]	1.5	0.6	0.5	0.2	0.2	1.1	0.6	0.3
Avg. Stride Freq. [Hz]	2.2	2.2	2.2	2.1	2.1	2.1	2.2	2.1
Avg. Stride Length [m]	7.1	8.0	8.1	8.0	7.7	7.8	7.9	7.7



Report Created: Wed 01 April 2026 (Note: Timing is based on positional data)

[] Ranking at each section and finish
 -:-:- No data available at this section
 NA No data available

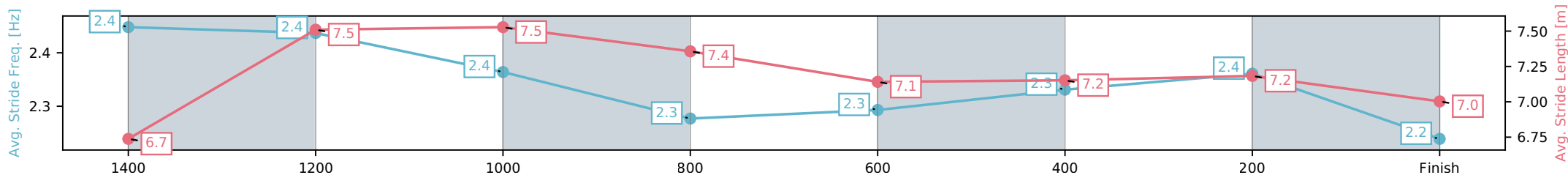
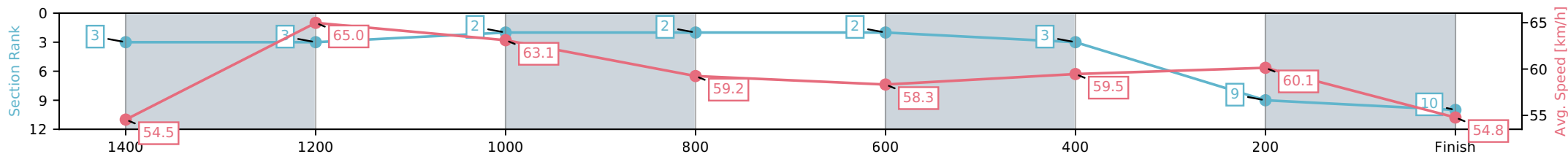
Horse/Jockey Name	Silent Call/Daniel Moor
Finish Rank	10
Fastest Section Time (Section)	0:11.18 (1400-1200)
Top Speed [km/h] (Section)	66.1 (1630 - 1400)
Race State	Finished



Doomben QLD --Professional-2026-04-01
 Race 4: DRINKWISE BENCHMARK 70 Handicap - 1630m
 01 April 2026 - 3:24PM
 Track Rating: Soft 5, Weather: Fine, Rail Position: +5m Entire Circuit



Section	L1630	L1400	L1200	L1000	L800	L600	L400	L200
Section Times	1:39.81 (0:15.34)	1:24.47 [3] (0:11.18)	1:13.29 [2] (0:11.42)	1:01.88 [2] (0:12.20)	0:49.68 [2] (0:12.41)	0:37.27 [3] (0:12.13)	0:25.14 [9] (0:11.95)	0:13.19 [10] (0:13.19)
Average Speed [km/h]	54.5	65.0	63.1	59.2	58.3	59.5	60.1	54.8
Top Speed [km/h]	66.1	65.9	65.0	61.1	59.5	60.9	61.2	58.3
Avg. Dist. to Rail [m]	3.1	1.5	2.7	1.7	1.0	0.5	1.0	0.3
Avg. Stride Freq. [Hz]	2.4	2.4	2.4	2.3	2.3	2.3	2.4	2.2
Avg. Stride Length [m]	6.7	7.5	7.5	7.4	7.1	7.2	7.2	7.0



- [] Ranking at each section and finish
- :-:- No data available at this section
- NA No data available



Doomben QLD

Race 5: STRADBROKE SEASON ON SALE NOW Class 2 Plate - 2030m

01 April 2026 - 3:58PM

Track Rating: Soft 5, Weather: Fine, Rail Position: +5m Entire Circuit



BRISBANE RACING CLUB

Field Times	2:05.23	1:49.53	1:37.79	1:25.90	1:13.92	1:01.57	0:48.77	0:36.26
(Race Tempo)	(0:15.70)	(0:11.74)	(0:11.89)	(0:11.98)	(0:12.35)	(0:12.80)	(0:12.51)	(0:12.21)

Rank	TAB#	Horse	Overall Time	First 400m	Top Speed km/h (Section)	L2030	L1800	L1600	L1400	L1200	L1000	L800	L600
	(BAR#)	Jockey	Margin (DT-W)	Last 600m	Fastest Section (Time)	Start - 1800	1800 - 1600	1600 - 1400	1400 - 1200	1200 - 1000	1000 - 800	800 - 600	600 - 400
1	9	Galway Flyer	2:05.23	0:25.84	65.1 (1800-1600)	2:05.23	1:49.32 [2]	1:37.53 [5]	1:25.19 [5]	1:13.04 [5]	1:00.73 [5]	0:48.02 [5]	0:35.60 [6]
	(4)	Damien Thornton		0:35.60	400-200 (0:11.52)	(0:15.91)	(0:11.79)	(0:12.34)	(0:12.16)	(0:12.31)	(0:12.71)	(0:12.42)	(0:11.90)
2	4	Hot Majesty	2:05.41	0:25.70	66.2 (2030 - 1800)	2:05.41	1:49.49 [3]	1:37.88 [2]	1:25.77 [3]	1:13.63 [3]	1:01.29 [3]	0:48.57 [4]	0:36.16 [4]
	(7)	Jace McMurray	1.1L (+0)	0:36.17	1800-1600 (0:11.61)	(0:15.92)	(0:11.61)	(0:12.11)	(0:12.14)	(0:12.34)	(0:12.72)	(0:12.41)	(0:11.95)
3	8	Trump Card	2:05.47	0:26.03	64.9 (2030 - 1800)	2:05.47	1:49.40 [6]	1:37.60 [6]	1:25.09 [6]	1:12.84 [7]	1:00.66 [7]	0:47.99 [8]	0:35.49 [9]
	(2)	Angela Jones	1.4L (+1)	0:35.50	400-200 (0:11.58)	(0:16.07)	(0:11.80)	(0:12.50)	(0:12.25)	(0:12.18)	(0:12.67)	(0:12.50)	(0:11.84)
4	12	Down Under Stunnah	2:05.61	0:26.22	64.4 (1800-1600)	2:05.61	1:49.34 [7]	1:37.58 [8]	1:25.12 [8]	1:12.91 [8]	1:00.78 [8]	0:48.16 [7]	0:35.75 [8]
	(8)	Brandon Lerena	2.2L (+0)	0:35.75	400-200 (0:11.72)	(0:16.27)	(0:11.76)	(0:12.46)	(0:12.21)	(0:12.12)	(0:12.62)	(0:12.41)	(0:11.89)
5	7	Samurai Warrior	2:06.20	0:27.04	63.3 (1200-1000)	2:06.20	1:49.34 [11]	1:37.35 [12]	1:24.91 [12]	1:12.73 [11]	1:01.08 [11]	0:48.53 [11]	0:36.01 [11]
	(10)	Gary Geran	5.7L (+15)	0:36.01	1200-1000 (0:11.65)	(0:16.86)	(0:11.99)	(0:12.44)	(0:12.18)	(0:11.65)	(0:12.56)	(0:12.52)	(0:11.97)
6	6	Rock The Sunrise	2:06.66	0:25.80	66.1 (2030 - 1800)	2:06.66	1:50.70 [4]	1:38.99 [4]	1:26.75 [4]	1:14.77 [4]	1:02.53 [4]	0:49.89 [3]	0:37.50 [3]
	(1)	Daniel Moor	8.4L (+4)	0:37.49	1800-1600 (0:11.70)	(0:15.96)	(0:11.70)	(0:12.24)	(0:11.98)	(0:12.24)	(0:12.64)	(0:12.39)	(0:12.22)
7	13	Sunny Disposition	2:06.72	0:25.61	65.6 (2030 - 1800)	2:06.72	1:51.02 [1]	1:39.28 [1]	1:27.16 [2]	1:15.17 [2]	1:02.84 [2]	0:50.16 [2]	0:37.64 [2]
	(12)	Jag Guthmann-Chester	8.7L (+4)	0:37.64	1800-1600 (0:11.74)	(0:15.70)	(0:11.74)	(0:12.13)	(0:11.99)	(0:12.32)	(0:12.68)	(0:12.52)	(0:12.11)
8	1	Another Dazzler	2:07.10	0:26.63	62.1 (1800-1600)	2:07.10	1:50.50 [9]	1:38.62 [9]	1:26.16 [10]	1:13.73 [10]	1:01.81 [12]	0:49.07 [12]	0:36.78 [12]
	(6)	Justin P Stanley	11.0L (+6)	0:36.78	400-200 (0:11.80)	(0:16.60)	(0:11.89)	(0:12.45)	(0:12.43)	(0:11.92)	(0:12.74)	(0:12.29)	(0:11.92)
9	2	Delrico	2:07.39	0:25.84	64.2 (2030 - 1800)	2:07.39	1:51.33 [5]	1:39.80 [3]	1:28.06 [1]	1:16.08 [1]	1:03.73 [1]	0:50.93 [1]	0:38.42 [1]
	(9)	Andrew Mallyon	12.7L (+6)	0:38.42	1800-1600 (0:11.53)	(0:16.06)	(0:11.53)	(0:11.74)	(0:11.98)	(0:12.35)	(0:12.80)	(0:12.51)	(0:12.21)
10	5	Lissaro	2:07.53	0:26.75	62.0 (2030 - 1800)	2:07.53	1:50.81 [10]	1:38.95 [10]	1:26.60 [9]	1:14.41 [9]	1:02.42 [10]	0:49.86 [10]	0:37.43 [10]
	(5)	Chelsea Baker	13.5L (+12)	0:37.42	1800-1600 (0:11.86)	(0:16.72)	(0:11.86)	(0:12.35)	(0:12.18)	(0:11.99)	(0:12.56)	(0:12.44)	(0:12.28)

Scratched: Dream Thinker (#3), Koolibah (#14)

Report Created: Wed 01 April 2026

(Note: Races are conducted over an approximate distance as close as possible to the advertised distance, and recorded data may vary accordingly. Official times refer to race times only and do not include handicap times.)

[] Position in running at each section and finish TAB# Saddle cloth number

Fastest split

-:--:-- No data available at this section

BAR# Barrier/Gate Position

Fastest section

NA No data available

DNF Did not finish

DNT Did not track

DT-W Distance travelled compared to winner in metres



Doomben QLD

Race 5: STRADBROKE SEASON ON SALE NOW Class 2 Plate - 2030m

01 April 2026 - 3:58PM

Track Rating: Soft 5, Weather: Fine, Rail Position: +5m Entire Circuit



BRISBANE
RACING CLUB

Field Times (Race Tempo) 2:05.23 (0:15.70) 1:49.53 (0:11.74) 1:37.79 (0:11.89) 1:25.90 (0:11.98) 1:13.92 (0:12.35) 1:01.57 (0:12.80) 0:48.77 (0:12.51) 0:36.26 (0:12.21)

Rank	TAB#	Horse	Overall Time	First 400m	Top Speed km/h (Section)	L2030	L1800	L1600	L1400	L1200	L1000	L800	L600
	(BAR#)	Jockey	Margin (DT-W)	Last 600m	Fastest Section (Time)	Start - 1800	1800 - 1600	1600 - 1400	1400 - 1200	1200 - 1000	1000 - 800	800 - 600	600 - 400
11	11	Aoom's Choice	2:07.86	0:26.20	64.7 (2030 - 1800)	2:07.86	1:51.57 [8]	1:39.83 [7]	1:27.37 [7]	1:15.34 [6]	1:03.21 [6]	0:50.65 [6]	0:38.27 [5]
	(3)	Jake Bayliss	15.5L (+16)	0:38.27	1800-1600 (0:11.74)	(0:16.29)	(0:11.74)	(0:12.46)	(0:12.03)	(0:12.13)	(0:12.56)	(0:12.37)	(0:12.18)
12	10	Montevecchio	2:08.14	0:27.02	64.1 (1200-1000)	2:08.14	1:51.08 [12]	1:39.31 [11]	1:26.91 [11]	1:14.62 [12]	1:03.06 [9]	0:50.52 [9]	0:38.32 [7]
	(11)	Corey Sutherland	17.1L (+14)	0:38.32	1200-1000 (0:11.56)	(0:17.06)	(0:11.77)	(0:12.40)	(0:12.29)	(0:11.56)	(0:12.55)	(0:12.19)	(0:12.32)

Scratched: Dream Thinker (#3), Koolibah (#14)



Doomben QLD

Race 5: STRADBROKE SEASON ON SALE NOW Class 2 Plate - 2030m

01 April 2026 - 3:58PM

Track Rating: Soft 5, Weather: Fine, Rail Position: +5m Entire Circuit



BRISBANE RACING CLUB

Field Times (Race Tempo) 0:24.05 (0:11.83) 0:12.22 (0:12.22)

Rank	TAB#	Horse	Overall Time	First 400m	Top Speed km/h (Section)	L400	L200						
	(BAR#)	Jockey	Margin (DT-W)	Last 600m	Fastest Section (Time)	400 - 200	200 - Finish						
1	9	Galway Flyer	2:05.23	0:25.84	65.1 (1800-1600)	0:23.70 [5]	0:12.18 [2]						
	(4)	Damien Thornton		0:35.60	400-200 (0:11.52)	(0:11.52)	(0:12.18)						
2	4	Hot Majesty	2:05.41	0:25.70	66.2 (2030 - 1800)	0:24.21 [3]	0:12.40 [1]						
	(7)	Jace McMurray	1.1L (+0)	0:36.17	1800-1600 (0:11.61)	(0:11.82)	(0:12.40)						
3	8	Trump Card	2:05.47	0:26.03	64.9 (2030 - 1800)	0:23.65 [8]	0:12.08 [3]						
	(2)	Angela Jones	1.4L (+1)	0:35.50	400-200 (0:11.58)	(0:11.58)	(0:12.08)						
4	12	Down Under Stunnah	2:05.61	0:26.22	64.4 (1800-1600)	0:23.86 [6]	0:12.14 [4]						
	(8)	Brandon Lerena	2.2L (+0)	0:35.75	400-200 (0:11.72)	(0:11.72)	(0:12.14)						
5	7	Samurai Warrior	2:06.20	0:27.04	63.3 (1200-1000)	0:24.04 [10]	0:12.19 [8]						
	(10)	Gary Geran	5.7L (+15)	0:36.01	1200-1000 (0:11.65)	(0:11.85)	(0:12.19)						
6	6	Rock The Sunrise	2:06.66	0:25.80	66.1 (2030 - 1800)	0:25.27 [4]	0:13.01 [7]						
	(1)	Daniel Moor	8.4L (+4)	0:37.49	1800-1600 (0:11.70)	(0:12.26)	(0:13.01)						
7	13	Sunny Disposition	2:06.72	0:25.61	65.6 (2030 - 1800)	0:25.53 [2]	0:13.24 [5]						
	(12)	Jag Guthmann-Chester	8.7L (+4)	0:37.64	1800-1600 (0:11.74)	(0:12.29)	(0:13.24)						
8	1	Another Dazzler	2:07.10	0:26.63	62.1 (1800-1600)	0:24.86 [11]	0:13.06 [9]						
	(6)	Justin P Stanley	11.0L (+6)	0:36.78	400-200 (0:11.80)	(0:11.80)	(0:13.06)						
9	2	Delrico	2:07.39	0:25.84	64.2 (2030 - 1800)	0:26.21 [1]	0:13.75 [6]						
	(9)	Andrew Mallyon	12.7L (+6)	0:38.42	1800-1600 (0:11.53)	(0:12.46)	(0:13.75)						
10	5	Lissaro	2:07.53	0:26.75	62.0 (2030 - 1800)	0:25.15 [12]	0:12.98 [12]						
	(5)	Chelsea Baker	13.5L (+12)	0:37.42	1800-1600 (0:11.86)	(0:12.16)	(0:12.98)						

Scratched: Dream Thinker (#3), Koolibah (#14)

Report Created: Wed 01 April 2026

(Note: Races are conducted over an approximate distance as close as possible to the advertised distance, and recorded data may vary accordingly. Official times refer to race times only and do not include handicap times.)

[] Position in running at each section and finish TAB# Saddle cloth number
 -:-- No data available at this section BAR# Barrier/Gate Position
 NA No data available DNF Did not finish
 DNT Did not track DT-W Distance travelled compared to winner in metres

Fastest split
 Fastest section



Doomben QLD

Race 5: STRADBROKE SEASON ON SALE NOW Class 2 Plate - 2030m

01 April 2026 - 3:58PM

Track Rating: Soft 5, Weather: Fine, Rail Position: +5m Entire Circuit



BRISBANE
RACING CLUB

Field Times 0:24.05 0:12.22
(Race Tempo) (0:11.83) (0:12.22)

Rank	TAB#	Horse	Overall Time	First 400m	Top Speed km/h (Section)	L400	L200						
	(BAR#)	Jockey	Margin (DT-W)	Last 600m	Fastest Section (Time)	400 - 200	200 - Finish						
11	11	Aoom's Choice	2:07.86	0:26.20	64.7 (2030 - 1800)	0:26.09 [7]	0:13.70 [10]						
	(3)	Jake Bayliss	15.5L (+16)	0:38.27	1800-1600 (0:11.74)	(0:12.39)	(0:13.70)						
12	10	Montevecchio	2:08.14	0:27.02	64.1 (1200-1000)	0:26.00 [9]	0:13.65 [11]						
	(11)	Corey Sutherland	17.1L (+14)	0:38.32	1200-1000 (0:11.56)	(0:12.35)	(0:13.65)						

Scratched: Dream Thinker (#3), Koolibah (#14)

Report Created: Wed 01 April 2026

(Note: Races are conducted over an approximate distance as close as possible to the advertised distance, and recorded data may vary accordingly. Official times refer to race times only and do not include handicap times.)

[] Position in running at each section and finish TAB# Saddle cloth number

-:--:-- No data available at this section

NA No data available

DNT Did not track

BAR# Barrier/Gate Position

DNF Did not finish

DT-W Distance travelled compared to winner in metres

Fastest split

Fastest section

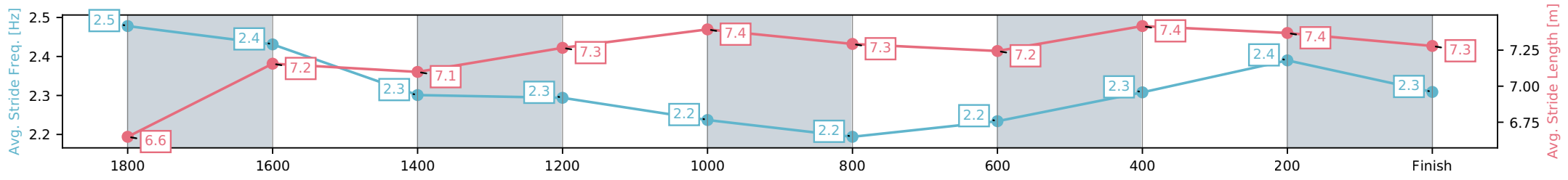
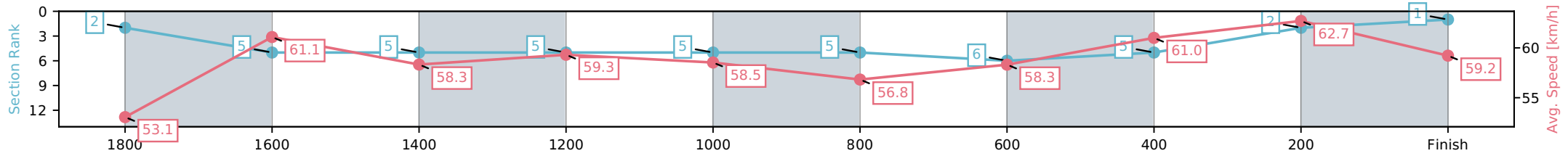
Horse/Jockey Name	Galway Flyer/Damien Thornton
Finish Rank	1
Fastest Section Time (Section)	0:11.52 (400-200)
Top Speed [km/h] (Section)	65.1 (1800-1600)
Race State	Finished



Doomben QLD --Professional-2026-04-01
 Race 5: STRADBROKE SEASON ON SALE NOW Class 2
 Plate - 2030m
 01 April 2026 - 3:58PM
 Track Rating: Soft 5, Weather: Fine, Rail Position: +5m Entire Circuit



Section	L2030	L1800	L1600	L1400	L1200	L1000	L800	L600	L400	L200
Section Times	2:05.23 (0:15.91)	1:49.32 [5] (0:11.79)	1:37.53 [5] (0:12.34)	1:25.19 [5] (0:12.16)	1:13.04 [5] (0:12.31)	1:00.73 [5] (0:12.71)	0:48.02 [6] (0:12.42)	0:35.60 [5] (0:11.90)	0:23.70 [2] (0:11.52)	0:12.18 [1] (0:12.18)
Average Speed [km/h]	53.1	61.1	58.3	59.3	58.5	56.8	58.3	61.0	62.7	59.2
Top Speed [km/h]	65.1	65.1	59.9	60.4	60.1	57.6	61.0	61.6	63.5	61.3
Avg. Dist. to Rail [m]	0.9	0.3	0.4	0.2	0.7	1.0	1.2	1.3	3.9	4.6
Avg. Stride Freq. [Hz]	2.5	2.4	2.3	2.3	2.2	2.2	2.2	2.3	2.4	2.3
Avg. Stride Length [m]	6.6	7.2	7.1	7.3	7.4	7.3	7.3	7.4	7.4	7.3



Report Created: Wed 01 April 2026 (Note: Timing is based on positional data)

[] Ranking at each section and finish
 -:-:- No data available at this section
 NA No data available

Horse/Jockey Name	Hot Majesty/Jace McMurray
Finish Rank	2
Fastest Section Time (Section)	0:11.61 (1800-1600)
Top Speed [km/h] (Section)	66.2 (2030 - 1800)
Race State	Finished



Doomben QLD --Professional-2026-04-01

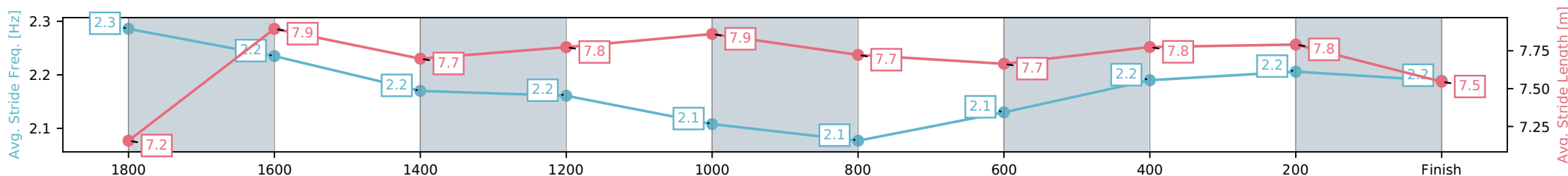
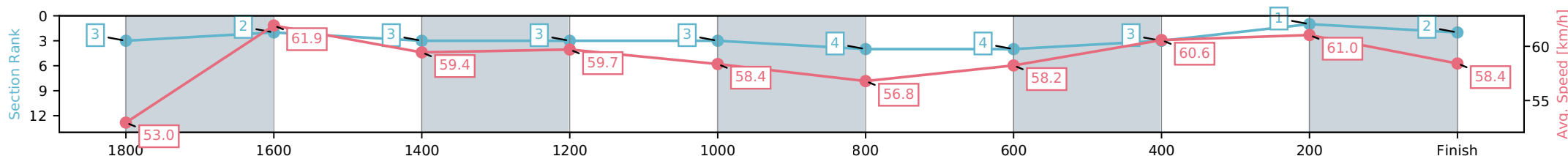
Race 5: STRADBROKE SEASON ON SALE NOW Class 2
Plate - 2030m

01 April 2026 - 3:58PM



Track Rating: Soft 5, Weather: Fine, Rail Position: +5m Entire Circuit

Section	L2030	L1800	L1600	L1400	L1200	L1000	L800	L600	L400	L200
Section Times	2:05.41 (0:15.92)	1:49.49 [2] (0:11.61)	1:37.88 [3] (0:12.11)	1:25.77 [3] (0:12.14)	1:13.63 [3] (0:12.34)	1:01.29 [4] (0:12.72)	0:48.57 [4] (0:12.41)	0:36.16 [3] (0:11.95)	0:24.21 [1] (0:11.82)	0:12.40 [2] (0:12.40)
Average Speed [km/h]	53.0	61.9	59.4	59.7	58.4	56.8	58.2	60.6	61.0	58.4
Top Speed [km/h]	66.2	65.6	60.3	60.8	59.7	57.4	59.9	61.2	62.4	59.7
Avg. Dist. to Rail [m]	3.3	0.4	0.3	1.0	1.3	1.1	0.8	0.9	2.1	1.8
Avg. Stride Freq. [Hz]	2.3	2.2	2.2	2.2	2.1	2.1	2.1	2.2	2.2	2.2
Avg. Stride Length [m]	7.2	7.9	7.7	7.8	7.9	7.7	7.7	7.8	7.8	7.5



- [] Ranking at each section and finish
- :-:- No data available at this section
- NA No data available

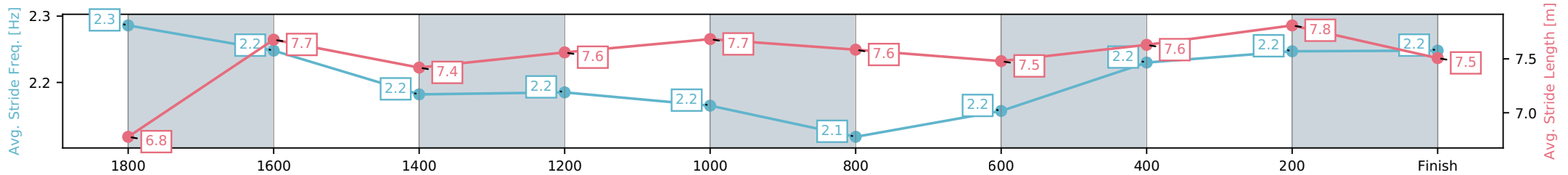
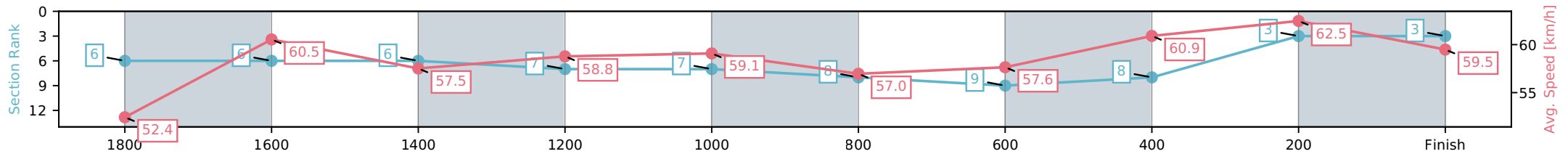
Horse/Jockey Name	Trump Card/Angela Jones
Finish Rank	3
Fastest Section Time (Section)	0:11.58 (400-200)
Top Speed [km/h] (Section)	64.9 (2030 - 1800)
Race State	Finished



Doomben QLD --Professional-2026-04-01
 Race 5: STRADBROKE SEASON ON SALE NOW Class 2
 Plate - 2030m
 01 April 2026 - 3:58PM
 Track Rating: Soft 5, Weather: Fine, Rail Position: +5m Entire Circuit



Section	L2030	L1800	L1600	L1400	L1200	L1000	L800	L600	L400	L200
Section Times	2:05.47 (0:16.07)	1:49.40 [6] (0:11.80)	1:37.60 [6] (0:12.50)	1:25.09 [7] (0:12.25)	1:12.84 [7] (0:12.18)	1:00.66 [8] (0:12.67)	0:47.99 [9] (0:12.50)	0:35.49 [8] (0:11.84)	0:23.65 [3] (0:11.58)	0:12.08 [3] (0:12.08)
Average Speed [km/h]	52.4	60.5	57.5	58.8	59.1	57.0	57.6	60.9	62.5	59.5
Top Speed [km/h]	64.9	64.0	59.2	60.2	60.5	57.8	59.0	62.5	64.1	61.8
Avg. Dist. to Rail [m]	0.9	1.2	0.5	0.2	1.0	1.1	0.2	0.5	2.7	3.8
Avg. Stride Freq. [Hz]	2.3	2.2	2.2	2.2	2.2	2.1	2.2	2.2	2.2	2.2
Avg. Stride Length [m]	6.8	7.7	7.4	7.6	7.7	7.6	7.5	7.6	7.8	7.5



[] Ranking at each section and finish
 -:-:- No data available at this section
 NA No data available

Horse/Jockey Name	Down Under Stunnah/Brandon Lerena
Finish Rank	4
Fastest Section Time (Section)	0:11.72 (400-200)
Top Speed [km/h] (Section)	64.4 (1800-1600)
Race State	Finished



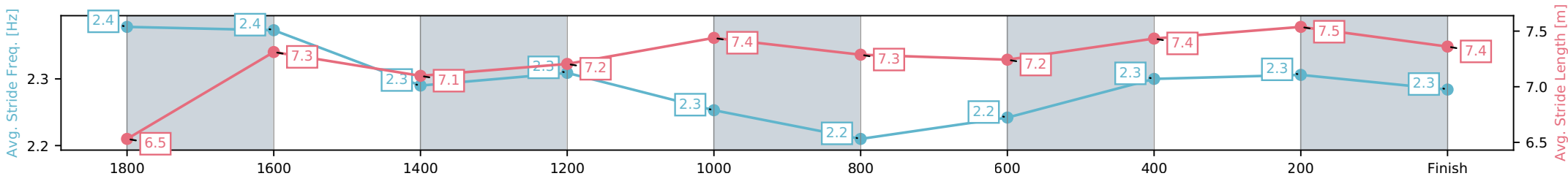
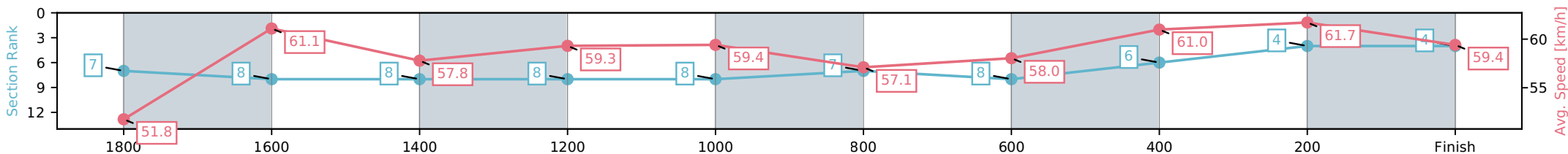
Doomben QLD --Professional-2026-04-01
 Race 5: STRADBROKE SEASON ON SALE NOW Class 2
 Plate - 2030m



01 April 2026 - 3:58PM

Track Rating: Soft 5, Weather: Fine, Rail Position: +5m Entire Circuit

Section	L2030	L1800	L1600	L1400	L1200	L1000	L800	L600	L400	L200
Section Times	2:05.61 (0:16.27)	1:49.34 [8] (0:11.76)	1:37.58 [8] (0:12.46)	1:25.12 [8] (0:12.21)	1:12.91 [8] (0:12.12)	1:00.78 [7] (0:12.62)	0:48.16 [8] (0:12.41)	0:35.75 [6] (0:11.89)	0:23.86 [4] (0:11.72)	0:12.14 [4] (0:12.14)
Average Speed [km/h]	51.8	61.1	57.8	59.3	59.4	57.1	58.0	61.0	61.7	59.4
Top Speed [km/h]	64.2	64.4	59.0	60.9	60.6	58.3	60.1	62.2	63.0	61.3
Avg. Dist. to Rail [m]	3.4	0.6	0.5	1.1	1.2	0.4	0.2	1.2	3.1	3.3
Avg. Stride Freq. [Hz]	2.4	2.4	2.3	2.3	2.3	2.2	2.2	2.3	2.3	2.3
Avg. Stride Length [m]	6.5	7.3	7.1	7.2	7.4	7.3	7.2	7.4	7.5	7.4



[] Ranking at each section and finish
 -:-:- No data available at this section
 NA No data available

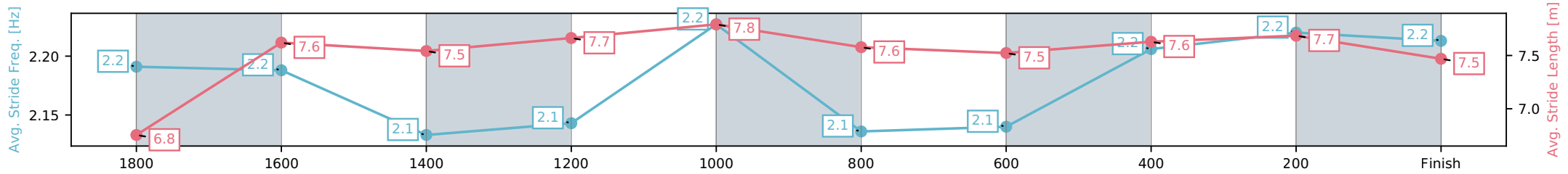
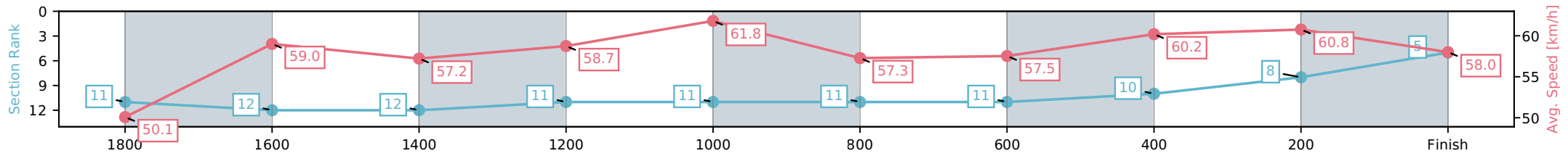
Horse/Jockey Name	Samurai Warrior/Gary Geran
Finish Rank	5
Fastest Section Time (Section)	0:11.65 (1200-1000)
Top Speed [km/h] (Section)	63.3 (1200-1000)
Race State	Finished



Doomben QLD --Professional-2026-04-01
 Race 5: STRADBROKE SEASON ON SALE NOW Class 2
 Plate - 2030m
 01 April 2026 - 3:58PM
 Track Rating: Soft 5, Weather: Fine, Rail Position: +5m Entire Circuit



Section	L2030	L1800	L1600	L1400	L1200	L1000	L800	L600	L400	L200
Section Times	2:06.20 (0:16.86)	1:49.34 [12] (0:11.99)	1:37.35 [12] (0:12.44)	1:24.91 [11] (0:12.18)	1:12.73 [11] (0:11.65)	1:01.08 [11] (0:12.56)	0:48.53 [11] (0:12.52)	0:36.01 [10] (0:11.97)	0:24.04 [8] (0:11.85)	0:12.19 [5] (0:12.19)
Average Speed [km/h]	50.1	59.0	57.2	58.7	61.8	57.3	57.5	60.2	60.8	58.0
Top Speed [km/h]	62.1	60.8	58.5	60.0	63.3	59.3	58.5	61.1	61.8	60.2
Avg. Dist. to Rail [m]	4.1	2.9	2.9	1.0	0.2	0.4	0.2	0.2	1.8	3.0
Avg. Stride Freq. [Hz]	2.2	2.2	2.1	2.1	2.2	2.1	2.1	2.2	2.2	2.2
Avg. Stride Length [m]	6.8	7.6	7.5	7.7	7.8	7.6	7.5	7.6	7.7	7.5



[] Ranking at each section and finish
 -:-:- No data available at this section
 NA No data available

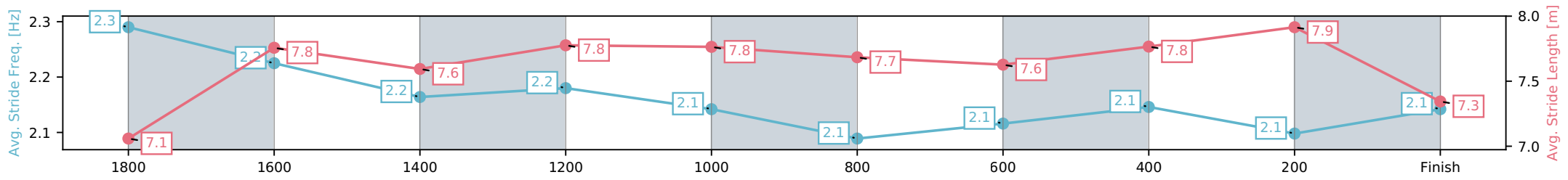
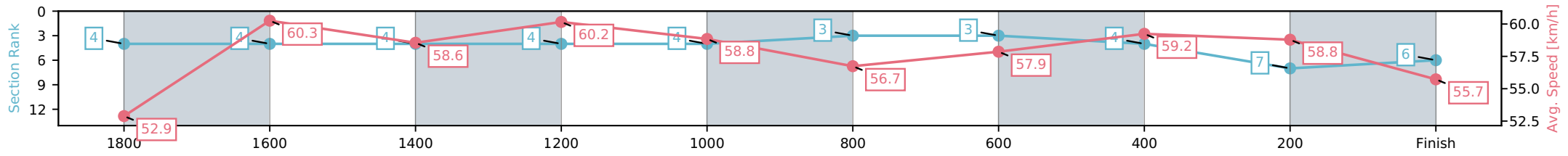
Horse/Jockey Name	Rock The Sunrise/Daniel Moor
Finish Rank	6
Fastest Section Time (Section)	0:11.70 (1800-1600)
Top Speed [km/h] (Section)	66.1 (2030 - 1800)
Race State	Finished



Doomben QLD --Professional-2026-04-01
 Race 5: STRADBROKE SEASON ON SALE NOW Class 2
 Plate - 2030m
 01 April 2026 - 3:58PM
 Track Rating: Soft 5, Weather: Fine, Rail Position: +5m Entire Circuit



Section	L2030	L1800	L1600	L1400	L1200	L1000	L800	L600	L400	L200
Section Times	2:06.66 (0:15.96)	1:50.70 [4] (0:11.70)	1:38.99 [4] (0:12.24)	1:26.75 [4] (0:11.98)	1:14.77 [4] (0:12.24)	1:02.53 [3] (0:12.64)	0:49.89 [3] (0:12.39)	0:37.50 [4] (0:12.22)	0:25.27 [7] (0:12.26)	0:13.01 [6] (0:13.01)
Average Speed [km/h]	52.9	60.3	58.6	60.2	58.8	56.7	57.9	59.2	58.8	55.7
Top Speed [km/h]	66.1	65.6	59.7	61.8	59.9	58.0	59.0	60.0	60.5	56.8
Avg. Dist. to Rail [m]	3.5	3.9	0.7	0.1	0.1	0.9	1.0	0.8	0.9	1.1
Avg. Stride Freq. [Hz]	2.3	2.2	2.2	2.2	2.1	2.1	2.1	2.1	2.1	2.1
Avg. Stride Length [m]	7.1	7.8	7.6	7.8	7.8	7.7	7.6	7.8	7.9	7.3



[] Ranking at each section and finish
 -:-:- No data available at this section
 NA No data available

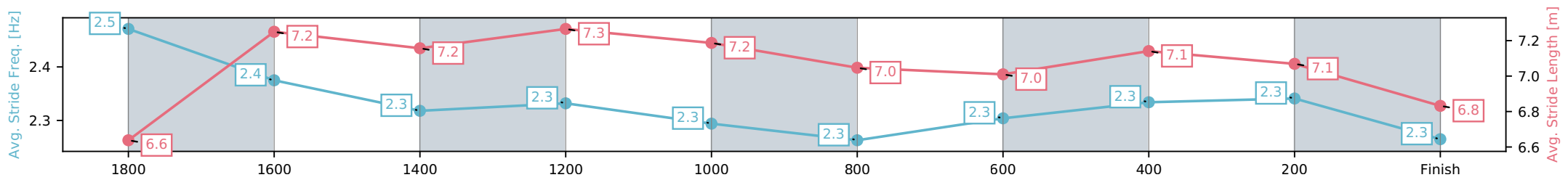
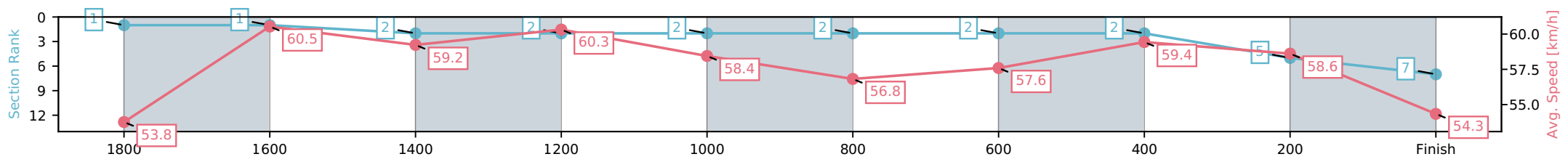
Horse/Jockey Name	Sunny Disposition/Jag Guthmann-Chester
Finish Rank	7
Fastest Section Time (Section)	0:11.74 (1800-1600)
Top Speed [km/h] (Section)	65.6 (2030 - 1800)
Race State	Finished



Doomben QLD --Professional-2026-04-01
 Race 5: STRADBROKE SEASON ON SALE NOW Class 2
 Plate - 2030m
 01 April 2026 - 3:58PM
 Track Rating: Soft 5, Weather: Fine, Rail Position: +5m Entire Circuit



Section	L2030	L1800	L1600	L1400	L1200	L1000	L800	L600	L400	L200
Section Times	2:06.72 (0:15.70)	1:51.02 [1] (0:11.74)	1:39.28 [2] (0:12.13)	1:27.16 [2] (0:11.99)	1:15.17 [2] (0:12.32)	1:02.84 [2] (0:12.68)	0:50.16 [2] (0:12.52)	0:37.64 [2] (0:12.11)	0:25.53 [5] (0:12.29)	0:13.24 [7] (0:13.24)
Average Speed [km/h]	53.8	60.5	59.2	60.3	58.4	56.8	57.6	59.4	58.6	54.3
Top Speed [km/h]	65.6	63.9	60.9	61.6	60.7	57.4	58.7	59.9	59.5	56.8
Avg. Dist. to Rail [m]	5.1	2.2	0.8	0.8	1.3	0.5	0.5	0.3	1.4	1.7
Avg. Stride Freq. [Hz]	2.5	2.4	2.3	2.3	2.3	2.3	2.3	2.3	2.3	2.3
Avg. Stride Length [m]	6.6	7.2	7.2	7.3	7.2	7.0	7.0	7.1	7.1	6.8



[] Ranking at each section and finish
 -:-:- No data available at this section
 NA No data available

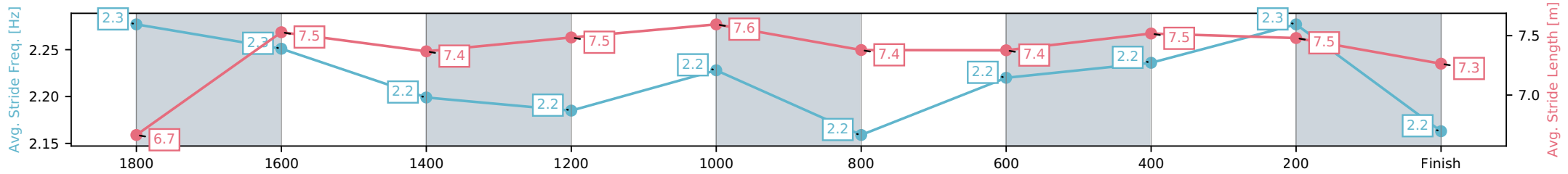
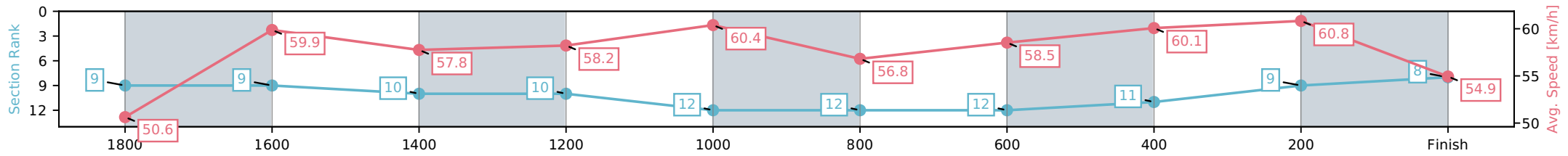
Horse/Jockey Name	Another Dazzler/Justin P Stanley
Finish Rank	8
Fastest Section Time (Section)	0:11.80 (400-200)
Top Speed [km/h] (Section)	62.1 (1800-1600)
Race State	Finished



Doomben QLD --Professional-2026-04-01
 Race 5: STRADBROKE SEASON ON SALE NOW Class 2
 Plate - 2030m
 01 April 2026 - 3:58PM
 Track Rating: Soft 5, Weather: Fine, Rail Position: +5m Entire Circuit



Section	L2030	L1800	L1600	L1400	L1200	L1000	L800	L600	L400	L200
Section Times	2:07.10 (0:16.60)	1:50.50 [9] (0:11.89)	1:38.62 [10] (0:12.45)	1:26.16 [10] (0:12.43)	1:13.73 [12] (0:11.92)	1:01.81 [12] (0:12.74)	0:49.07 [12] (0:12.29)	0:36.78 [11] (0:11.92)	0:24.86 [9] (0:11.80)	0:13.06 [8] (0:13.06)
Average Speed [km/h]	50.6	59.9	57.8	58.2	60.4	56.8	58.5	60.1	60.8	54.9
Top Speed [km/h]	62.0	62.1	58.5	59.5	61.9	58.1	60.5	61.0	62.1	58.4
Avg. Dist. to Rail [m]	2.0	1.7	0.5	0.8	1.5	1.5	0.6	0.9	0.9	0.8
Avg. Stride Freq. [Hz]	2.3	2.3	2.2	2.2	2.2	2.2	2.2	2.2	2.3	2.2
Avg. Stride Length [m]	6.7	7.5	7.4	7.5	7.6	7.4	7.4	7.5	7.5	7.3



[] Ranking at each section and finish
 -:-:- No data available at this section
 NA No data available

Horse/Jockey Name	Delrico/Andrew Mallyon
Finish Rank	9
Fastest Section Time (Section)	0:11.53 (1800-1600)
Top Speed [km/h] (Section)	64.2 (2030 - 1800)
Race State	Finished



Doomben QLD --Professional-2026-04-01

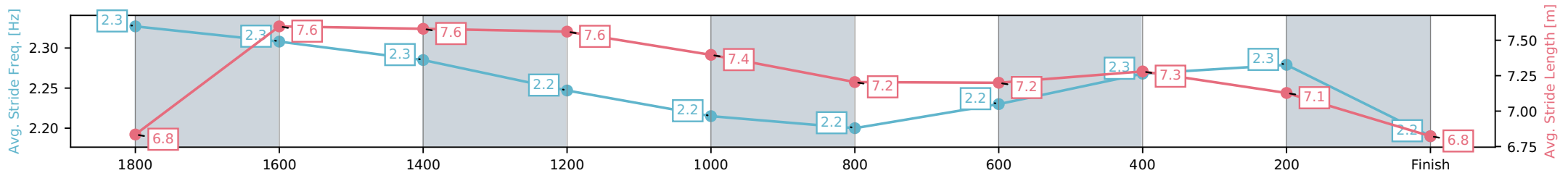
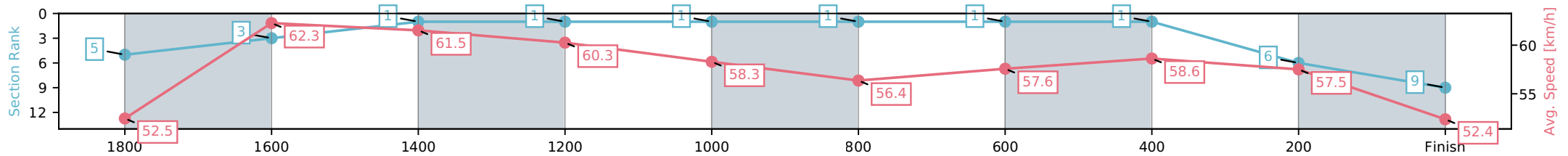
Race 5: STRADBROKE SEASON ON SALE NOW Class 2
Plate - 2030m

01 April 2026 - 3:58PM



Track Rating: Soft 5, Weather: Fine, Rail Position: +5m Entire Circuit

Section	L2030	L1800	L1600	L1400	L1200	L1000	L800	L600	L400	L200
Section Times	2:07.39 (0:16.06)	1:51.33 [3] (0:11.53)	1:39.80 [1] (0:11.74)	1:28.06 [1] (0:11.98)	1:16.08 [1] (0:12.35)	1:03.73 [1] (0:12.80)	0:50.93 [1] (0:12.51)	0:38.42 [1] (0:12.21)	0:26.21 [6] (0:12.46)	0:13.75 [9] (0:13.75)
Average Speed [km/h]	52.5	62.3	61.5	60.3	58.3	56.4	57.6	58.6	57.5	52.4
Top Speed [km/h]	64.2	63.8	63.0	61.2	59.8	56.8	58.9	59.3	58.6	55.1
Avg. Dist. to Rail [m]	4.1	0.7	0.8	0.4	0.5	0.6	0.4	1.1	2.2	1.7
Avg. Stride Freq. [Hz]	2.3	2.3	2.3	2.2	2.2	2.2	2.2	2.3	2.3	2.2
Avg. Stride Length [m]	6.8	7.6	7.6	7.6	7.4	7.2	7.2	7.3	7.1	6.8



- [] Ranking at each section and finish
- :-:- No data available at this section
- NA No data available

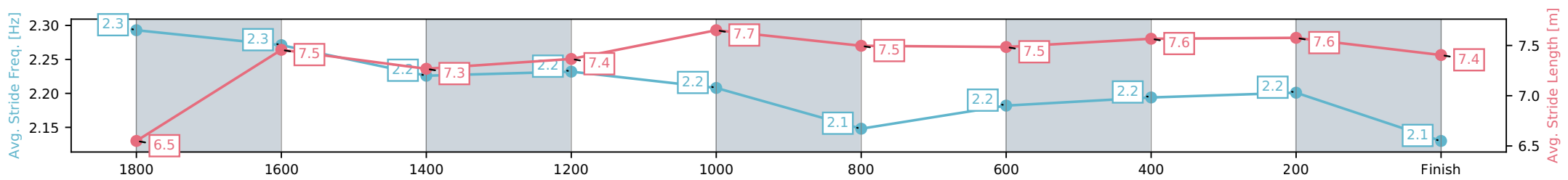
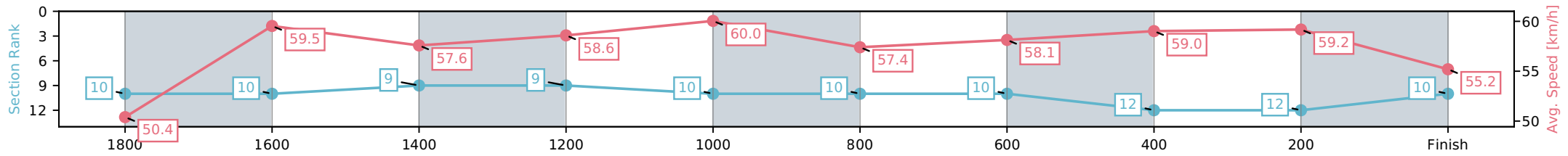
Horse/Jockey Name	Lissaro/Chelsea Baker
Finish Rank	10
Fastest Section Time (Section)	0:11.86 (1800-1600)
Top Speed [km/h] (Section)	62.0 (2030 - 1800)
Race State	Finished



Doomben QLD --Professional-2026-04-01
 Race 5: STRADBROKE SEASON ON SALE NOW Class 2
 Plate - 2030m
 01 April 2026 - 3:58PM
 Track Rating: Soft 5, Weather: Fine, Rail Position: +5m Entire Circuit



Section	L2030	L1800	L1600	L1400	L1200	L1000	L800	L600	L400	L200
Section Times	2:07.53 (0:16.72)	1:50.81 [10] (0:11.86)	1:38.95 [9] (0:12.35)	1:26.60 [9] (0:12.18)	1:14.41 [10] (0:11.99)	1:02.42 [10] (0:12.56)	0:49.86 [10] (0:12.44)	0:37.43 [12] (0:12.28)	0:25.15 [12] (0:12.16)	0:12.98 [10] (0:12.98)
Average Speed [km/h]	50.4	59.5	57.6	58.6	60.0	57.4	58.1	59.0	59.2	55.2
Top Speed [km/h]	62.0	61.9	58.8	59.3	60.9	59.1	59.1	59.6	59.6	57.8
Avg. Dist. to Rail [m]	2.0	3.0	3.1	1.3	0.4	0.6	1.0	1.1	0.8	3.6
Avg. Stride Freq. [Hz]	2.3	2.3	2.2	2.2	2.2	2.1	2.2	2.2	2.2	2.1
Avg. Stride Length [m]	6.5	7.5	7.3	7.4	7.7	7.5	7.5	7.6	7.6	7.4



[] Ranking at each section and finish
 -:-:- No data available at this section
 NA No data available

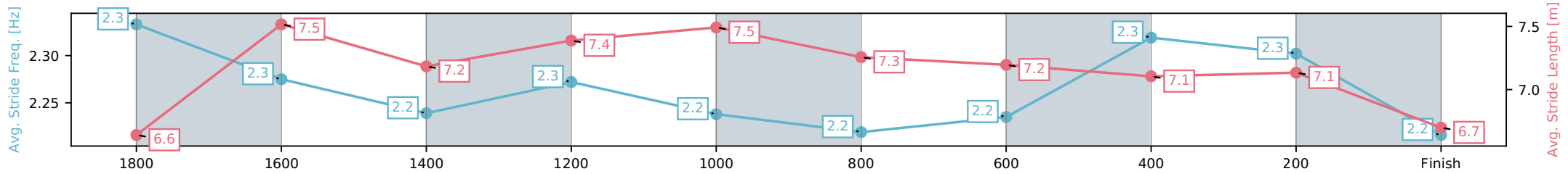
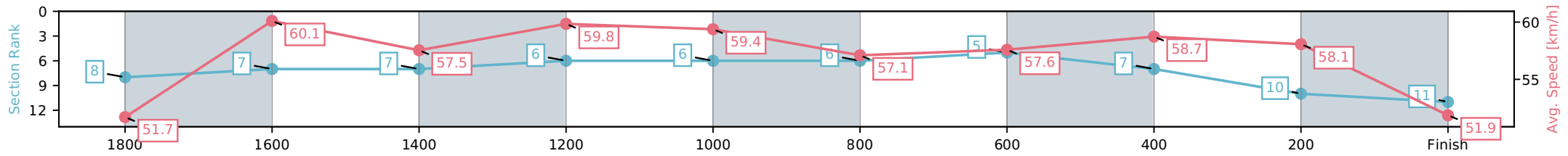
Horse/Jockey Name	Aoom's Choice/Jake Bayliss
Finish Rank	11
Fastest Section Time (Section)	0:11.74 (1800-1600)
Top Speed [km/h] (Section)	64.7 (2030 - 1800)
Race State	Finished



Doomben QLD --Professional-2026-04-01
 Race 5: STRADBROKE SEASON ON SALE NOW Class 2
 Plate - 2030m
 01 April 2026 - 3:58PM
 Track Rating: Soft 5, Weather: Fine, Rail Position: +5m Entire Circuit



Section	L2030	L1800	L1600	L1400	L1200	L1000	L800	L600	L400	L200
Section Times	2:07.86 (0:16.29)	1:51.57 [7] (0:11.74)	1:39.83 [7] (0:12.46)	1:27.37 [6] (0:12.03)	1:15.34 [6] (0:12.13)	1:03.21 [6] (0:12.56)	0:50.65 [5] (0:12.37)	0:38.27 [7] (0:12.18)	0:26.09 [10] (0:12.39)	0:13.70 [11] (0:13.70)
Average Speed [km/h]	51.7	60.1	57.5	59.8	59.4	57.1	57.6	58.7	58.1	51.9
Top Speed [km/h]	64.7	64.1	59.7	60.5	60.9	57.7	59.3	59.6	59.9	56.0
Avg. Dist. to Rail [m]	1.2	3.5	0.8	0.3	0.1	1.0	1.7	1.1	0.9	0.9
Avg. Stride Freq. [Hz]	2.3	2.3	2.2	2.3	2.2	2.2	2.2	2.3	2.3	2.2
Avg. Stride Length [m]	6.6	7.5	7.2	7.4	7.5	7.3	7.2	7.1	7.1	6.7



[] Ranking at each section and finish
 -:-:- No data available at this section
 NA No data available

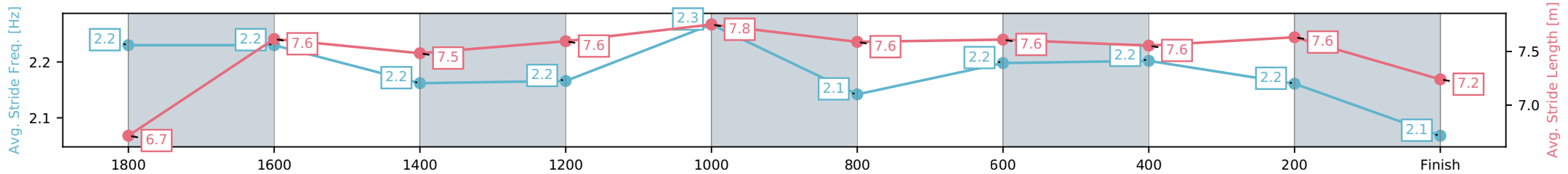
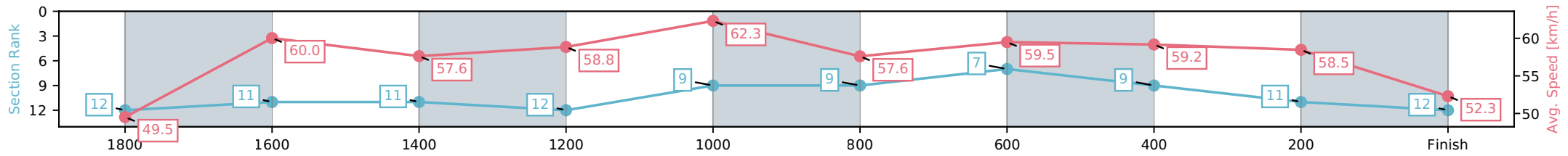
Horse/Jockey Name	Montevecchio/Corey Sutherland
Finish Rank	12
Fastest Section Time (Section)	0:11.56 (1200-1000)
Top Speed [km/h] (Section)	64.1 (1200-1000)
Race State	Finished



Doomben QLD --Professional-2026-04-01
 Race 5: STRADBROKE SEASON ON SALE NOW Class 2
 Plate - 2030m
 01 April 2026 - 3:58PM
 Track Rating: Soft 5, Weather: Fine, Rail Position: +5m Entire Circuit



Section	L2030	L1800	L1600	L1400	L1200	L1000	L800	L600	L400	L200
Section Times	2:08.14 (0:17.06)	1:51.08 [11] (0:11.77)	1:39.31 [11] (0:12.40)	1:26.91 [12] (0:12.29)	1:14.62 [9] (0:11.56)	1:03.06 [9] (0:12.55)	0:50.52 [7] (0:12.19)	0:38.32 [9] (0:12.32)	0:26.00 [11] (0:12.35)	0:13.65 [12] (0:13.65)
Average Speed [km/h]	49.5	60.0	57.6	58.8	62.3	57.6	59.5	59.2	58.5	52.3
Top Speed [km/h]	62.6	61.6	58.2	62.2	64.1	60.5	60.1	60.4	59.5	55.7
Avg. Dist. to Rail [m]	4.3	3.3	1.8	0.9	1.8	1.0	1.7	2.1	3.2	4.3
Avg. Stride Freq. [Hz]	2.2	2.2	2.2	2.2	2.3	2.1	2.2	2.2	2.2	2.1
Avg. Stride Length [m]	6.7	7.6	7.5	7.6	7.8	7.6	7.6	7.6	7.6	7.2



[] Ranking at each section and finish
 -.-.- No data available at this section
 NA No data available



Doomben QLD

Race 6: XXXX GOLD BENCHMARK 70 Handicap - 1200m

01 April 2026 - 4:33PM



BRISBANE RACING CLUB

Track Rating: Soft 5, Weather: Fine, Rail Position: +5m Entire Circuit

Field Times	1:10.08	0:56.98	0:46.09	0:34.97	0:23.59	0:12.27
(Race Tempo)	(0:13.10)	(0:10.90)	(0:11.12)	(0:11.37)	(0:11.32)	(0:12.27)

Rank	TAB#	Horse	Overall Time	First 400m	Top Speed km/h (Section)	L1200	L1000	L800	L600	L400	L200		
	(BAR#)	Jockey	Margin (DT-W)	Last 600m	Fastest Section (Time)	Start - 1000	1000 - 800	800 - 600	600 - 400	400 - 200	200 - Finish		
1	2	Eye Of The Eagle	1:10.08	0:24.48	67.4 (1000-800)	1:10.08	0:56.41 [7]	0:45.60 [6]	0:34.35 [6]	0:22.92 [6]	0:11.69 [5]		
	(5)	Fred Larson		0:34.35	1000-800 (0:10.81)	(0:13.67)	(0:10.81)	(0:11.25)	(0:11.43)	(0:11.23)	(0:11.69)		
2	5	Amore Veloce	1:10.17	0:24.00	67.5 (1000-800)	1:10.17	0:57.07 [1]	0:46.18 [1]	0:35.06 [1]	0:23.68 [1]	0:12.36 [1]		
	(8)	Chelsea Baker	0.5L (-9)	0:35.05	1000-800 (0:10.90)	(0:13.10)	(0:10.90)	(0:11.12)	(0:11.37)	(0:11.32)	(0:12.36)		
3	11	Kinross Lane	1:10.18	0:24.99	66.2 (1000-800)	1:10.18	0:56.19 [10]	0:45.19 [9]	0:33.94 [9]	0:22.82 [7]	0:11.77 [6]		
	(9)	Jace McMurray	0.6L (-5)	0:33.94	1000-800 (0:11.00)	(0:13.99)	(0:11.00)	(0:11.25)	(0:11.12)	(0:11.05)	(0:11.77)		
4	14	Take Achance On Me	1:10.34	0:24.32	67.6 (1000-800)	1:10.34	0:56.88 [5]	0:46.02 [4]	0:34.74 [3]	0:23.26 [5]	0:12.06 [4]		
	(1)	Andrew Mallyon	1.6L (-8)	0:34.74	1000-800 (0:10.86)	(0:13.46)	(0:10.86)	(0:11.27)	(0:11.48)	(0:11.20)	(0:12.06)		
5	3	Alloutatime	1:10.56	0:24.25	67.7 (1200 - 1000)	1:10.56	0:57.24 [2]	0:46.30 [3]	0:34.92 [4]	0:23.71 [2]	0:12.33 [2]		
	(6)	Benjamin Osmond	2.9L (+0)	0:34.92	1000-800 (0:10.93)	(0:13.32)	(0:10.93)	(0:11.38)	(0:11.21)	(0:11.38)	(0:12.33)		
6	8	Runwiththetide	1:10.63	0:24.49	67.4 (1000-800)	1:10.63	0:57.11 [6]	0:46.13 [7]	0:34.98 [5]	0:23.72 [3]	0:12.35 [3]		
	(4)	Corey Sutherland	3.2L (-7)	0:34.99	1000-800 (0:10.97)	(0:13.52)	(0:10.97)	(0:11.15)	(0:11.27)	(0:11.37)	(0:12.35)		
7	13	Scrumptious	1:10.64	0:24.23	68.1 (1000-800)	1:10.64	0:57.27 [3]	0:46.41 [2]	0:35.18 [2]	0:23.63 [4]	0:12.18 [7]		
	(3)	Ben Thompson	3.3L (-8)	0:35.18	1000-800 (0:10.86)	(0:13.37)	(0:10.86)	(0:11.22)	(0:11.55)	(0:11.45)	(0:12.18)		
8	10	Araletta	1:10.93	0:24.73	67.4 (1000-800)	1:10.93	0:57.16 [8]	0:46.20 [8]	0:34.80 [8]	0:23.55 [8]	0:12.36 [8]		
	(7)	Damien Thornton	5.0L (-10)	0:34.80	1000-800 (0:10.96)	(0:13.77)	(0:10.96)	(0:11.40)	(0:11.25)	(0:11.19)	(0:12.36)		
9	7	Majestic Boom	1:11.30	0:24.44	67.0 (1000-800)	1:11.30	0:57.84 [4]	0:46.86 [5]	0:35.48 [7]	0:23.89 [9]	0:12.50 [9]		
	(2)	Luke Dempsey	7.2L (-10)	0:35.49	1000-800 (0:10.98)	(0:13.46)	(0:10.98)	(0:11.37)	(0:11.60)	(0:11.39)	(0:12.50)		
10	4	Jemeldi	1:11.55	0:25.01	68.0 (400-200)	1:11.55	0:57.60 [9]	0:46.54 [10]	0:35.17 [10]	0:23.95 [10]	0:12.50 [10]		
	(10)	Danny Peisley	8.7L (-10)	0:35.17	1000-800 (0:11.06)	(0:13.95)	(0:11.06)	(0:11.36)	(0:11.22)	(0:11.45)	(0:12.50)		

Scratched: Laydownlily (#1), Daytona (#6), New Hampshire (#9), Saint Aldwyn (#12), Toroness (#15)

Report Created: Wed 01 April 2026

(Note: Races are conducted over an approximate distance as close as possible to the advertised distance, and recorded data may vary accordingly. Official times refer to race times only and do not include handicap times.)

[] Position in running at each section and finish TAB# Saddle cloth number

-:--:-- No data available at this section

NA No data available

DNT Did not track

BAR# Barrier/Gate Position

DNF Did not finish

DT-W Distance travelled compared to winner in metres

Fastest split

Fastest section

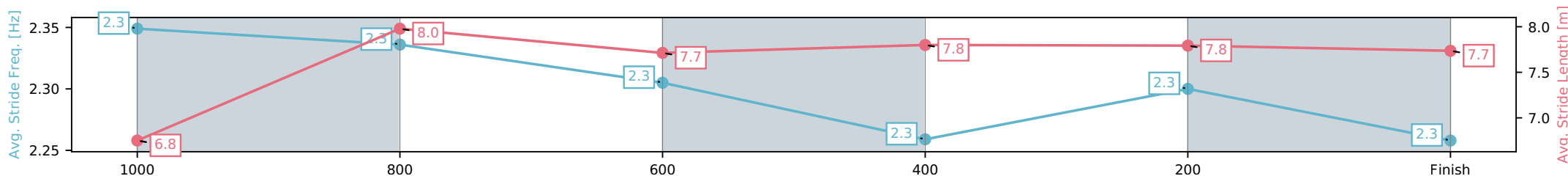
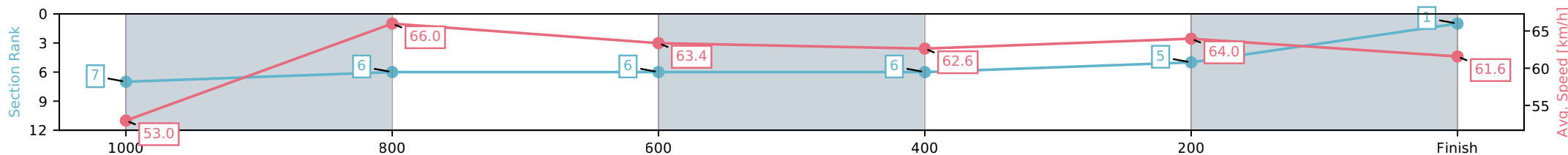
Horse/Jockey Name	Eye Of The Eagle/Fred Larson
Finish Rank	1
Fastest Section Time (Section)	0:10.81 (1000-800)
Top Speed [km/h] (Section)	67.4 (1000-800)
Race State	Finished



Doomben QLD --Professional-2026-04-01
 Race 6: XXXX GOLD BENCHMARK 70 Handicap - 1200m
 01 April 2026 - 4:33PM
 Track Rating: Soft 5, Weather: Fine, Rail Position: +5m Entire Circuit



Section	L1200	L1000	L800	L600	L400	L200
Section Times	1:10.08 (0:13.67)	0:56.41 [6] (0:10.81)	0:45.60 [6] (0:11.25)	0:34.35 [6] (0:11.43)	0:22.92 [5] (0:11.23)	0:11.69 [1] (0:11.69)
Average Speed [km/h]	53.0	66.0	63.4	62.6	64.0	61.6
Top Speed [km/h]	67.1	67.4	64.2	63.1	65.2	63.9
Avg. Dist. to Rail [m]	3.6	3.2	1.5	0.8	2.2	2.0
Avg. Stride Freq. [Hz]	2.3	2.3	2.3	2.3	2.3	2.3
Avg. Stride Length [m]	6.8	8.0	7.7	7.8	7.8	7.7



- [] Ranking at each section and finish
- :-:- No data available at this section
- NA No data available

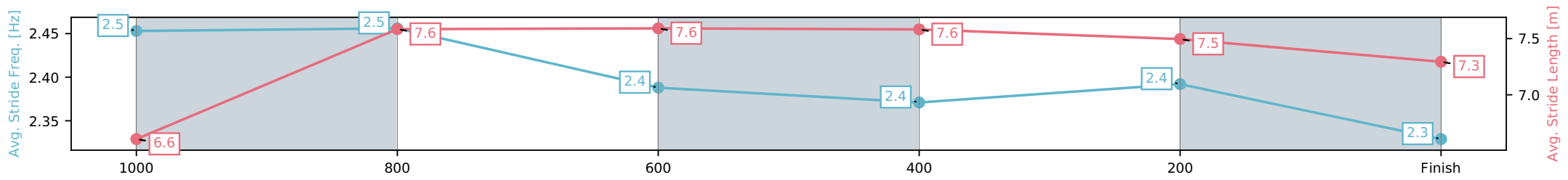
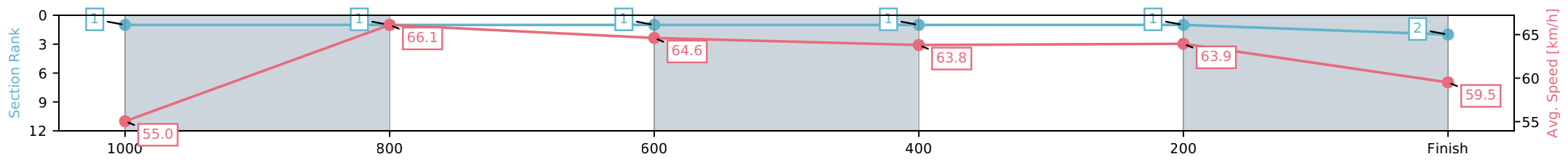
Horse/Jockey Name	Amore Veloce/Chelsea Baker
Finish Rank	2
Fastest Section Time (Section)	0:10.90 (1000-800)
Top Speed [km/h] (Section)	67.5 (1000-800)
Race State	Finished



Doomben QLD --Professional-2026-04-01
 Race 6: XXXX GOLD BENCHMARK 70 Handicap - 1200m
 01 April 2026 - 4:33PM
 Track Rating: Soft 5, Weather: Fine, Rail Position: +5m Entire Circuit



Section	L1200	L1000	L800	L600	L400	L200
Section Times	1:10.17 (0:13.10)	0:57.07 [1] (0:10.90)	0:46.18 [1] (0:11.12)	0:35.06 [1] (0:11.37)	0:23.68 [1] (0:11.32)	0:12.36 [2] (0:12.36)
Average Speed [km/h]	55.0	66.1	64.6	63.8	63.9	59.5
Top Speed [km/h]	66.3	67.5	65.8	65.0	64.6	62.9
Avg. Dist. to Rail [m]	6.2	0.4	0.2	1.3	3.1	2.7
Avg. Stride Freq. [Hz]	2.5	2.5	2.4	2.4	2.4	2.3
Avg. Stride Length [m]	6.6	7.6	7.6	7.6	7.5	7.3



[] Ranking at each section and finish
 -:-:- No data available at this section
 NA No data available

Horse/Jockey Name	Kinross Lane/Jace McMurray
Finish Rank	3
Fastest Section Time (Section)	0:11.00 (1000-800)
Top Speed [km/h] (Section)	66.2 (1000-800)
Race State	Finished



Doomben QLD --Professional-2026-04-01

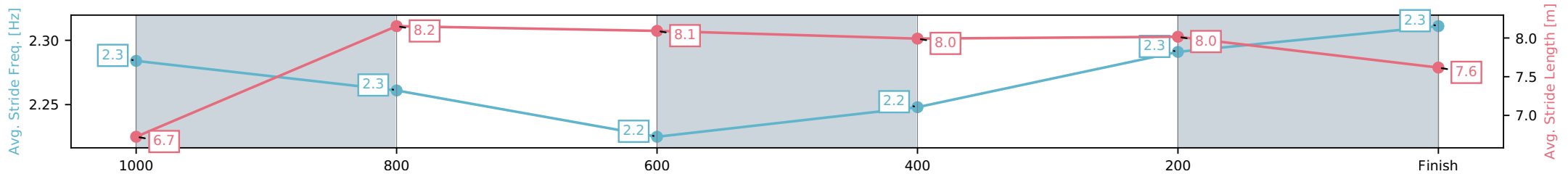
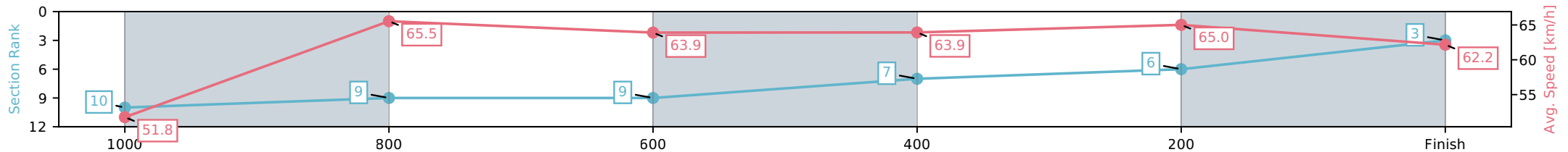
Race 6: XXXX GOLD BENCHMARK 70 Handicap - 1200m

01 April 2026 - 4:33PM

Track Rating: Soft 5, Weather: Fine, Rail Position: +5m Entire Circuit



Section	L1200	L1000	L800	L600	L400	L200
Section Times	1:10.18 (0:13.99)	0:56.19 [9] (0:11.00)	0:45.19 [9] (0:11.25)	0:33.94 [7] (0:11.12)	0:22.82 [6] (0:11.05)	0:11.77 [3] (0:11.77)
Average Speed [km/h]	51.8	65.5	63.9	63.9	65.0	62.2
Top Speed [km/h]	64.4	66.2	64.7	64.7	65.7	64.1
Avg. Dist. to Rail [m]	7.3	0.7	0.4	2.0	1.7	4.7
Avg. Stride Freq. [Hz]	2.3	2.3	2.2	2.2	2.3	2.3
Avg. Stride Length [m]	6.7	8.2	8.1	8.0	8.0	7.6



- [] Ranking at each section and finish
- :-:- No data available at this section
- NA No data available

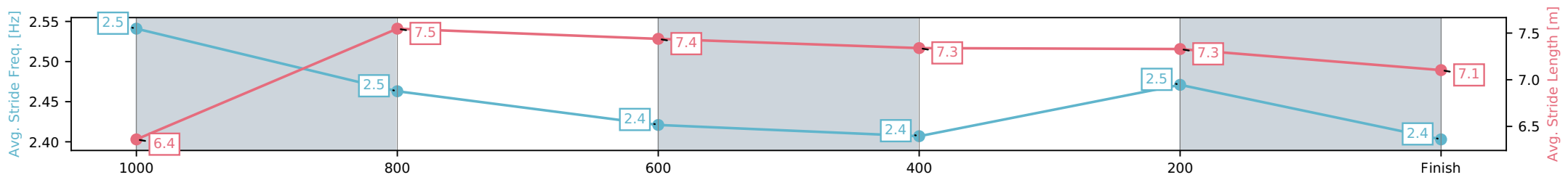
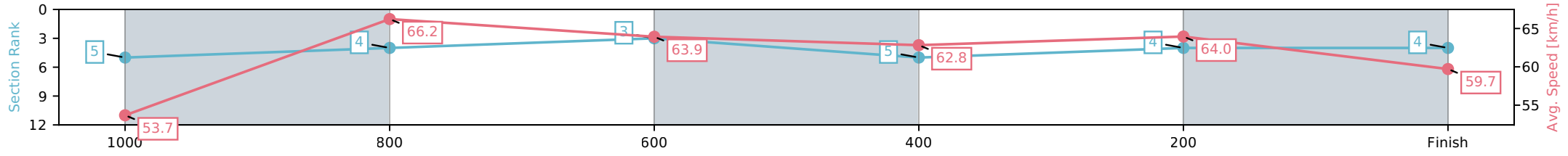
Horse/Jockey Name	Take Achance On Me/Andrew Mallyon
Finish Rank	4
Fastest Section Time (Section)	0:10.86 (1000-800)
Top Speed [km/h] (Section)	67.6 (1000-800)
Race State	Finished



Doomben QLD --Professional-2026-04-01
 Race 6: XXXX GOLD BENCHMARK 70 Handicap - 1200m
 01 April 2026 - 4:33PM
 Track Rating: Soft 5, Weather: Fine, Rail Position: +5m Entire Circuit



Section	L1200	L1000	L800	L600	L400	L200
Section Times	1:10.34 (0:13.46)	0:56.88 [4] (0:10.86)	0:46.02 [3] (0:11.27)	0:34.74 [5] (0:11.48)	0:23.26 [4] (0:11.20)	0:12.06 [4] (0:12.06)
Average Speed [km/h]	53.7	66.2	63.9	62.8	64.0	59.7
Top Speed [km/h]	66.1	67.6	65.1	63.7	66.8	62.9
Avg. Dist. to Rail [m]	0.9	0.2	0.8	1.2	2.0	0.6
Avg. Stride Freq. [Hz]	2.5	2.5	2.4	2.4	2.5	2.4
Avg. Stride Length [m]	6.4	7.5	7.4	7.3	7.3	7.1



[] Ranking at each section and finish
 -:-:- No data available at this section
 NA No data available

Horse/Jockey Name	Allouttime/Benjamin Osmond
Finish Rank	5
Fastest Section Time (Section)	0:10.93 (1000-800)
Top Speed [km/h] (Section)	67.7 (1200 - 1000)
Race State	Finished



Doomben QLD --Professional-2026-04-01

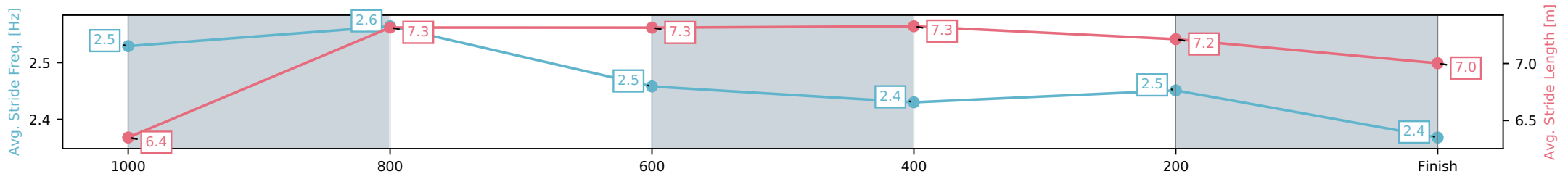
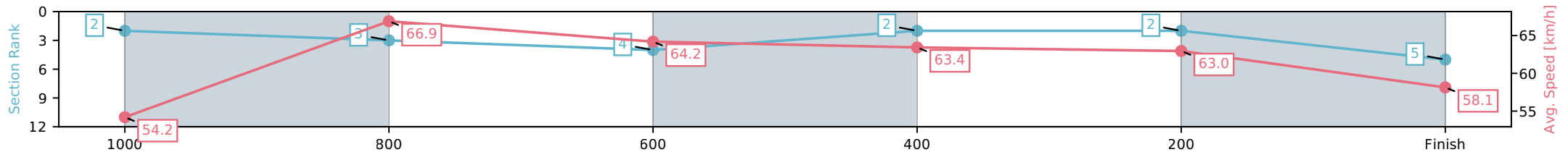
Race 6: XXXX GOLD BENCHMARK 70 Handicap - 1200m

01 April 2026 - 4:33PM

Track Rating: Soft 5, Weather: Fine, Rail Position: +5m Entire Circuit



Section	L1200	L1000	L800	L600	L400	L200
Section Times	1:10.56 (0:13.32)	0:57.24 [3] (0:10.93)	0:46.30 [4] (0:11.38)	0:34.92 [2] (0:11.21)	0:23.71 [2] (0:11.38)	0:12.33 [5] (0:12.33)
Average Speed [km/h]	54.2	66.9	64.2	63.4	63.0	58.1
Top Speed [km/h]	67.7	67.6	65.3	64.4	63.8	60.9
Avg. Dist. to Rail [m]	5.9	5.3	2.7	1.8	1.8	1.4
Avg. Stride Freq. [Hz]	2.5	2.6	2.5	2.4	2.5	2.4
Avg. Stride Length [m]	6.4	7.3	7.3	7.3	7.2	7.0



- [] Ranking at each section and finish
- :-:- No data available at this section
- NA No data available

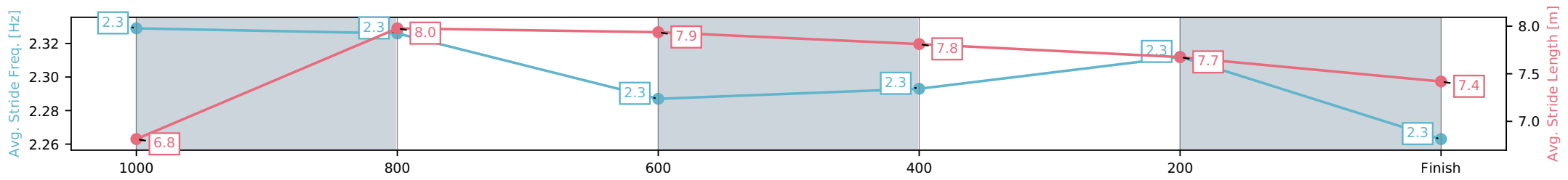
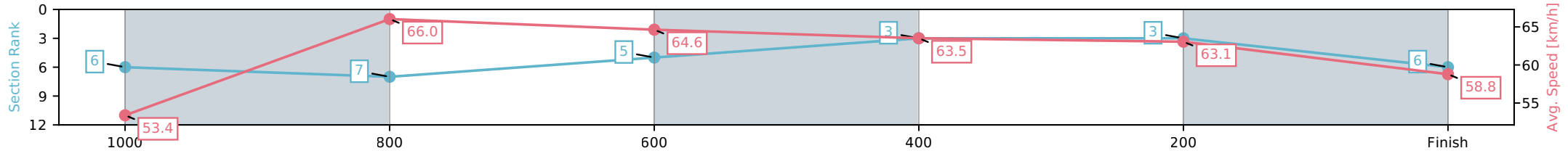
Horse/Jockey Name	Runwiththetide/Corey Sutherland
Finish Rank	6
Fastest Section Time (Section)	0:10.97 (1000-800)
Top Speed [km/h] (Section)	67.4 (1000-800)
Race State	Finished



Doomben QLD --Professional-2026-04-01
 Race 6: XXXX GOLD BENCHMARK 70 Handicap - 1200m
 01 April 2026 - 4:33PM
 Track Rating: Soft 5, Weather: Fine, Rail Position: +5m Entire Circuit



Section	L1200	L1000	L800	L600	L400	L200
Section Times	1:10.63 (0:13.52)	0:57.11 [7] (0:10.97)	0:46.13 [5] (0:11.15)	0:34.98 [3] (0:11.27)	0:23.72 [3] (0:11.37)	0:12.35 [6] (0:12.35)
Average Speed [km/h]	53.4	66.0	64.6	63.5	63.1	58.8
Top Speed [km/h]	66.0	67.4	65.4	65.0	63.6	61.9
Avg. Dist. to Rail [m]	4.0	2.1	0.6	1.0	1.3	3.1
Avg. Stride Freq. [Hz]	2.3	2.3	2.3	2.3	2.3	2.3
Avg. Stride Length [m]	6.8	8.0	7.9	7.8	7.7	7.4



[] Ranking at each section and finish
 -.-.- No data available at this section
 NA No data available

Horse/Jockey Name	Scrumptious/Ben Thompson
Finish Rank	7
Fastest Section Time (Section)	0:10.86 (1000-800)
Top Speed [km/h] (Section)	68.1 (1000-800)
Race State	Finished



Doomben QLD --Professional-2026-04-01

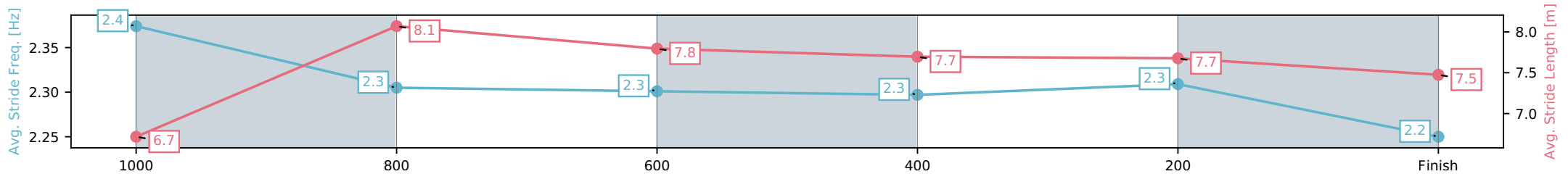
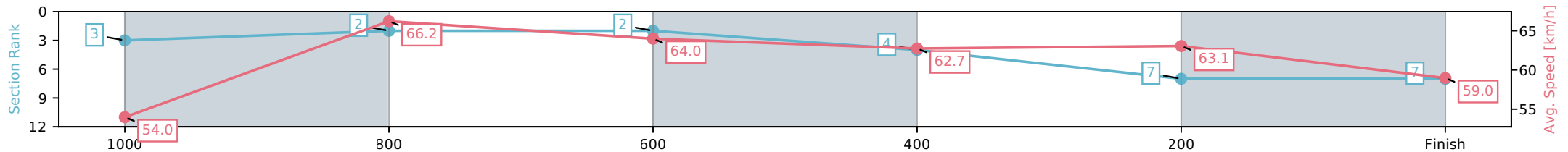
Race 6: XXXX GOLD BENCHMARK 70 Handicap - 1200m

01 April 2026 - 4:33PM

Track Rating: Soft 5, Weather: Fine, Rail Position: +5m Entire Circuit



Section	L1200	L1000	L800	L600	L400	L200
Section Times	1:10.64 (0:13.37)	0:57.27 [2] (0:10.86)	0:46.41 [2] (0:11.22)	0:35.18 [4] (0:11.55)	0:23.63 [7] (0:11.45)	0:12.18 [7] (0:12.18)
Average Speed [km/h]	54.0	66.2	64.0	62.7	63.1	59.0
Top Speed [km/h]	67.0	68.1	65.0	63.2	64.1	62.1
Avg. Dist. to Rail [m]	2.1	0.9	0.8	1.2	1.7	2.2
Avg. Stride Freq. [Hz]	2.4	2.3	2.3	2.3	2.3	2.2
Avg. Stride Length [m]	6.7	8.1	7.8	7.7	7.7	7.5



- [] Ranking at each section and finish
- :-:- No data available at this section
- NA No data available

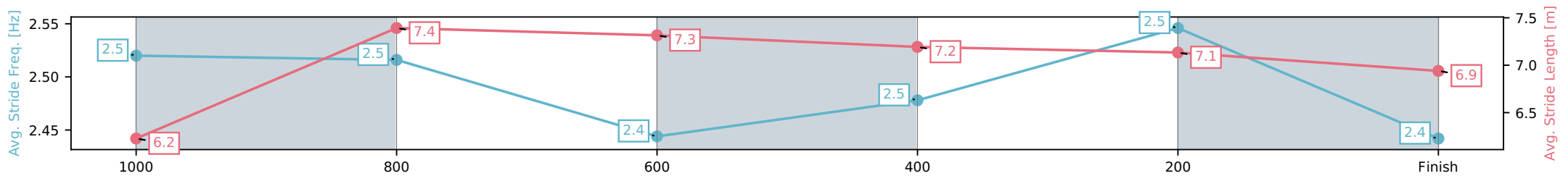
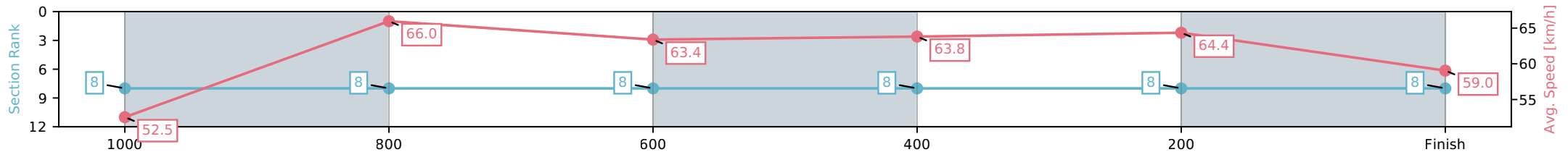
Horse/Jockey Name	Araletta/Damien Thornton
Finish Rank	8
Fastest Section Time (Section)	0:10.96 (1000-800)
Top Speed [km/h] (Section)	67.4 (1000-800)
Race State	Finished



Doomben QLD --Professional-2026-04-01
 Race 6: XXXX GOLD BENCHMARK 70 Handicap - 1200m
 01 April 2026 - 4:33PM
 Track Rating: Soft 5, Weather: Fine, Rail Position: +5m Entire Circuit



Section	L1200	L1000	L800	L600	L400	L200
Section Times	1:10.93 (0:13.77)	0:57.16 [8] (0:10.96)	0:46.20 [8] (0:11.40)	0:34.80 [8] (0:11.25)	0:23.55 [8] (0:11.19)	0:12.36 [8] (0:12.36)
Average Speed [km/h]	52.5	66.0	63.4	63.8	64.4	59.0
Top Speed [km/h]	66.0	67.4	64.5	65.0	65.7	63.2
Avg. Dist. to Rail [m]	5.5	2.2	0.6	0.7	2.2	5.1
Avg. Stride Freq. [Hz]	2.5	2.5	2.4	2.5	2.5	2.4
Avg. Stride Length [m]	6.2	7.4	7.3	7.2	7.1	6.9



- [] Ranking at each section and finish
- :-:- No data available at this section
- NA No data available

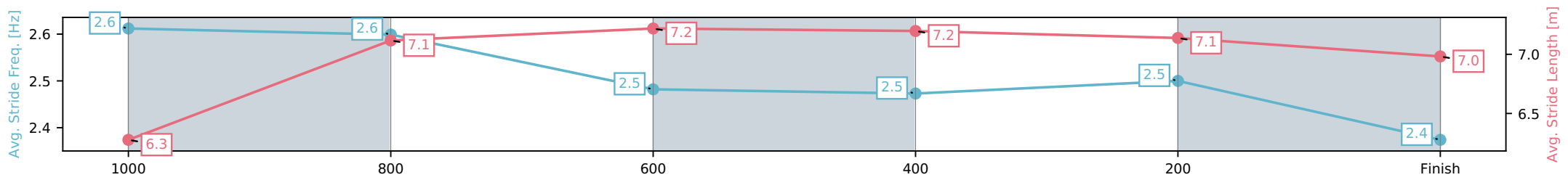
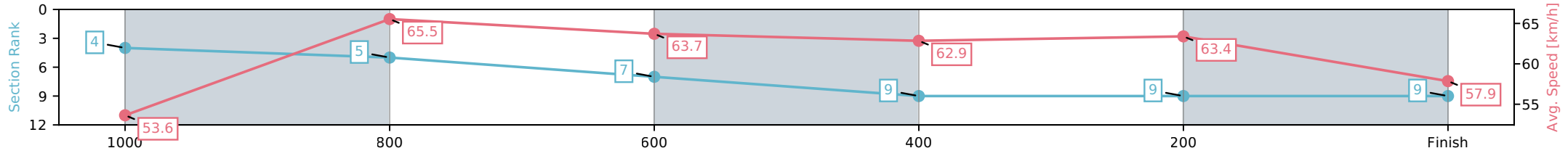
Horse/Jockey Name	Majestic Boom/Luke Dempsey
Finish Rank	9
Fastest Section Time (Section)	0:10.98 (1000-800)
Top Speed [km/h] (Section)	67.0 (1000-800)
Race State	Finished



Doomben QLD --Professional-2026-04-01
 Race 6: XXXX GOLD BENCHMARK 70 Handicap - 1200m
 01 April 2026 - 4:33PM
 Track Rating: Soft 5, Weather: Fine, Rail Position: +5m Entire Circuit



Section	L1200	L1000	L800	L600	L400	L200
Section Times	1:11.30 (0:13.46)	0:57.84 [5] (0:10.98)	0:46.86 [7] (0:11.37)	0:35.48 [9] (0:11.60)	0:23.89 [9] (0:11.39)	0:12.50 [9] (0:12.50)
Average Speed [km/h]	53.6	65.5	63.7	62.9	63.4	57.9
Top Speed [km/h]	65.8	67.0	64.7	63.4	64.3	61.6
Avg. Dist. to Rail [m]	2.8	0.5	1.0	2.4	2.1	2.8
Avg. Stride Freq. [Hz]	2.6	2.6	2.5	2.5	2.5	2.4
Avg. Stride Length [m]	6.3	7.1	7.2	7.2	7.1	7.0



[] Ranking at each section and finish
 -:-:- No data available at this section
 NA No data available

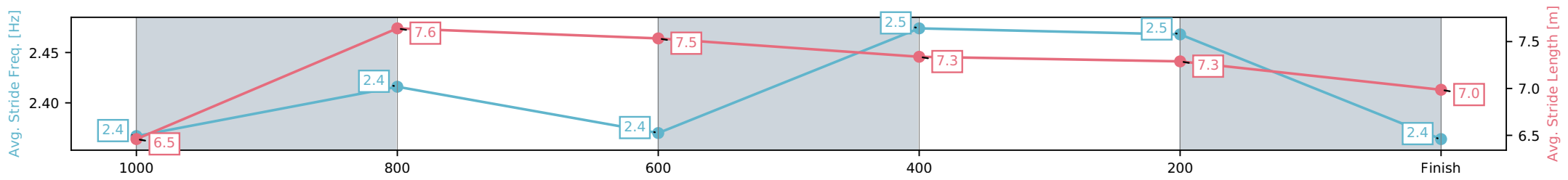
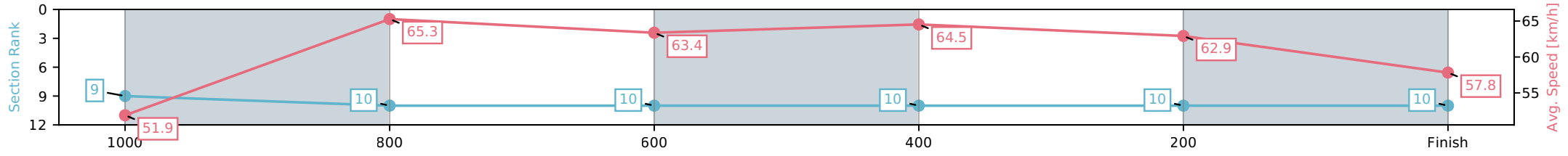
Horse/Jockey Name	Jemeldi/Danny Peisley
Finish Rank	10
Fastest Section Time (Section)	0:11.06 (1000-800)
Top Speed [km/h] (Section)	68.0 (400-200)
Race State	Finished



Doomben QLD --Professional-2026-04-01
 Race 6: XXXX GOLD BENCHMARK 70 Handicap - 1200m
 01 April 2026 - 4:33PM
 Track Rating: Soft 5, Weather: Fine, Rail Position: +5m Entire Circuit



Section	L1200	L1000	L800	L600	L400	L200
Section Times	1:11.55 (0:13.95)	0:57.60 [10] (0:11.06)	0:46.54 [10] (0:11.36)	0:35.17 [10] (0:11.22)	0:23.95 [10] (0:11.45)	0:12.50 [10] (0:12.50)
Average Speed [km/h]	51.9	65.3	63.4	64.5	62.9	57.8
Top Speed [km/h]	66.3	66.1	64.9	65.3	68.0	61.3
Avg. Dist. to Rail [m]	8.1	1.2	0.8	0.9	2.0	5.3
Avg. Stride Freq. [Hz]	2.4	2.4	2.4	2.5	2.5	2.4
Avg. Stride Length [m]	6.5	7.6	7.5	7.3	7.3	7.0



[] Ranking at each section and finish
 -:-:- No data available at this section
 NA No data available

Horse/Jockey Name	Climactic/Corey Sutherland
Finish Rank	1
Fastest Section Time (Section)	0:11.02 (1000-800)
Top Speed [km/h] (Section)	67.1 (800-600)
Race State	Finished



Doomben QLD --Professional-2026-04-01

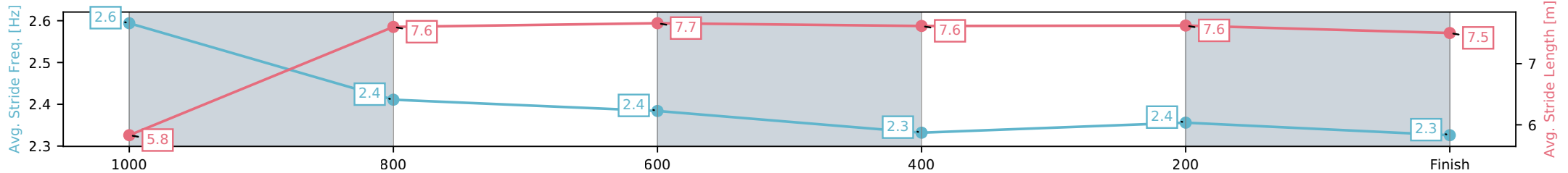
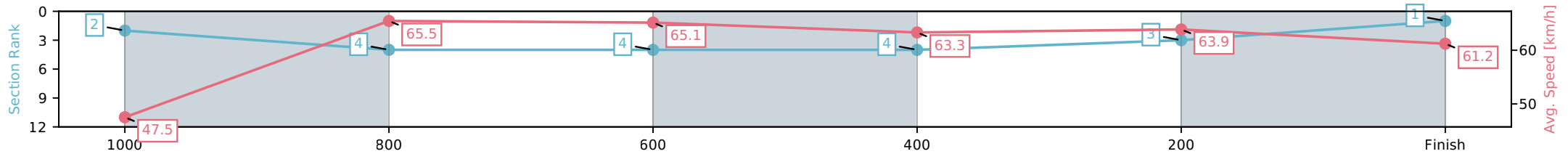
Race 7: LADBROKES MATES MODE Class 1 Handicap - 1110m

01 April 2026 - 5:16PM



Track Rating: Soft 5, Weather: Fine, Rail Position: +5m Entire Circuit

Section	L1110	L1000	L800	L600	L400	L200
Section Times	1:04.95 (0:08.58)	0:56.37 [4] (0:11.02)	0:45.36 [4] (0:11.05)	0:34.31 [4] (0:11.30)	0:23.01 [3] (0:11.23)	0:11.78 [1] (0:11.78)
Average Speed [km/h]	47.5	65.5	65.1	63.3	63.9	61.2
Top Speed [km/h]	64.5	66.2	67.1	64.6	64.9	64.3
Avg. Dist. to Rail [m]	1.9	0.1	0.2	0.9	0.8	0.6
Avg. Stride Freq. [Hz]	2.6	2.4	2.4	2.3	2.4	2.3
Avg. Stride Length [m]	5.8	7.6	7.7	7.6	7.6	7.5



- [] Ranking at each section and finish
- :-:- No data available at this section
- NA No data available

Horse/Jockey Name	Braveheart/Jace McMurray
Finish Rank	2
Fastest Section Time (Section)	0:10.92 (1000-800)
Top Speed [km/h] (Section)	67.6 (1000-800)
Race State	Finished



Doomben QLD --Professional-2026-04-01

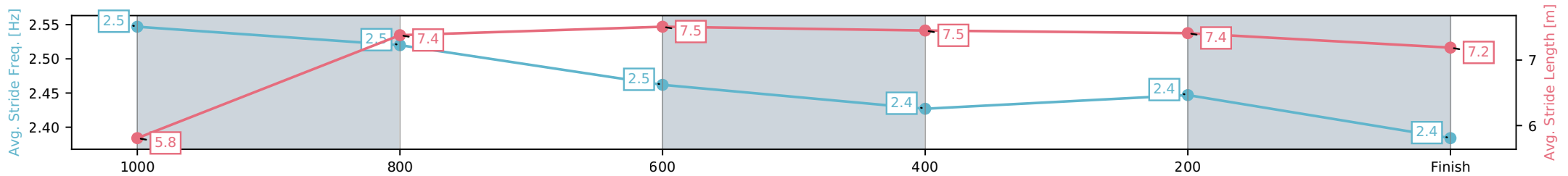
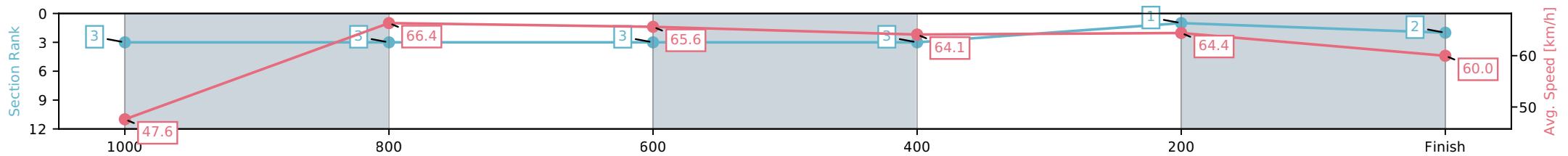
Race 7: LADBROKES MATES MODE Class 1 Handicap - 1110m

01 April 2026 - 5:16PM



Track Rating: Soft 5, Weather: Fine, Rail Position: +5m Entire Circuit

Section	L1110	L1000	L800	L600	L400	L200
Section Times	1:05.04 (0:08.60)	0:56.44 [3] (0:10.92)	0:45.52 [3] (0:11.07)	0:34.45 [3] (0:11.28)	0:23.17 [1] (0:11.20)	0:11.98 [2] (0:11.98)
Average Speed [km/h]	47.6	66.4	65.6	64.1	64.4	60.0
Top Speed [km/h]	64.1	67.6	66.7	64.9	65.5	63.1
Avg. Dist. to Rail [m]	9.1	2.7	1.9	1.0	1.6	4.0
Avg. Stride Freq. [Hz]	2.5	2.5	2.5	2.4	2.4	2.4
Avg. Stride Length [m]	5.8	7.4	7.5	7.5	7.4	7.2



- [] Ranking at each section and finish
- :-:- No data available at this section
- NA No data available

Horse/Jockey Name	Breezin'/Jag Guthmann-Chester
Finish Rank	3
Fastest Section Time (Section)	0:10.87 (1000-800)
Top Speed [km/h] (Section)	67.5 (1000-800)
Race State	Finished



Doomben QLD --Professional-2026-04-01

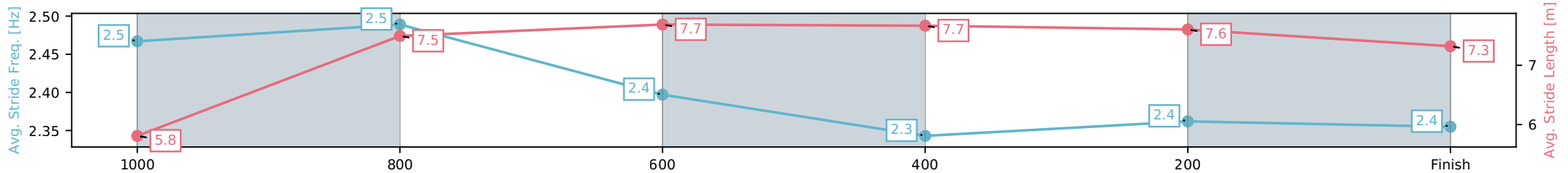
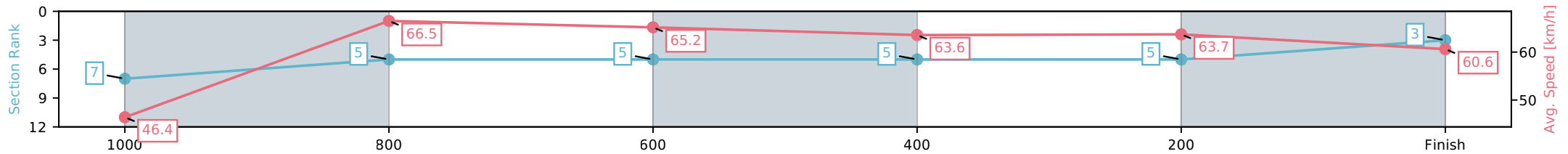
Race 7: LADBROKES MATES MODE Class 1 Handicap - 1110m

01 April 2026 - 5:16PM

Track Rating: Soft 5, Weather: Fine, Rail Position: +5m Entire Circuit



Section	L1110	L1000	L800	L600	L400	L200
Section Times	1:05.13 (0:08.84)	0:56.29 [5] (0:10.87)	0:45.42 [5] (0:11.06)	0:34.36 [5] (0:11.23)	0:23.13 [5] (0:11.29)	0:11.84 [3] (0:11.84)
Average Speed [km/h]	46.4	66.5	65.2	63.6	63.7	60.6
Top Speed [km/h]	64.9	67.5	65.9	64.6	65.0	62.4
Avg. Dist. to Rail [m]	9.7	1.6	0.3	1.1	1.0	3.6
Avg. Stride Freq. [Hz]	2.5	2.5	2.4	2.3	2.4	2.4
Avg. Stride Length [m]	5.8	7.5	7.7	7.7	7.6	7.3



- [] Ranking at each section and finish
- :-:- No data available at this section
- NA No data available

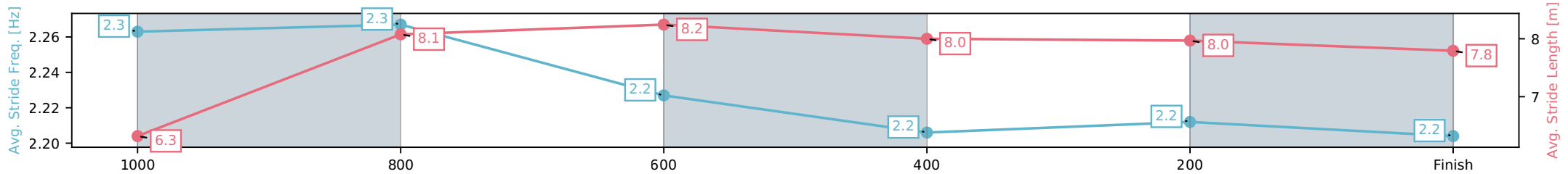
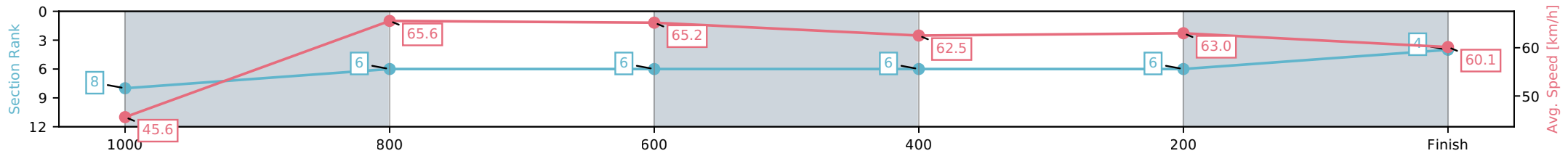
Horse/Jockey Name	Maikrow/Cody Collis
Finish Rank	4
Fastest Section Time (Section)	0:10.96 (800-600)
Top Speed [km/h] (Section)	67.0 (1000-800)
Race State	Finished



Doomben QLD --Professional-2026-04-01
 Race 7: LADBROKES MATES MODE Class 1 Handicap - 1110m
 01 April 2026 - 5:16PM
 Track Rating: Soft 5, Weather: Fine, Rail Position: +5m Entire Circuit



Section	L1110	L1000	L800	L600	L400	L200
Section Times	1:05.35 (0:08.98)	0:56.37 [6] (0:10.97)	0:45.40 [6] (0:10.96)	0:34.44 [6] (0:11.32)	0:23.12 [6] (0:11.30)	0:11.82 [4] (0:11.82)
Average Speed [km/h]	45.6	65.6	65.2	62.5	63.0	60.1
Top Speed [km/h]	62.1	67.0	66.6	63.7	64.2	62.6
Avg. Dist. to Rail [m]	2.5	0.3	1.3	3.0	5.2	3.8
Avg. Stride Freq. [Hz]	2.3	2.3	2.2	2.2	2.2	2.2
Avg. Stride Length [m]	6.3	8.1	8.2	8.0	8.0	7.8



[] Ranking at each section and finish
 -.-.- No data available at this section
 NA No data available

Horse/Jockey Name	Zanjeer/Ben Thompson
Finish Rank	5
Fastest Section Time (Section)	0:10.79 (1000-800)
Top Speed [km/h] (Section)	68.0 (1000-800)
Race State	Finished



Doomben QLD --Professional-2026-04-01

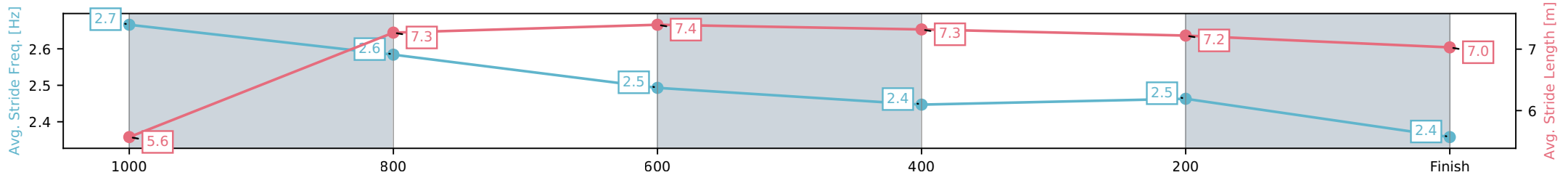
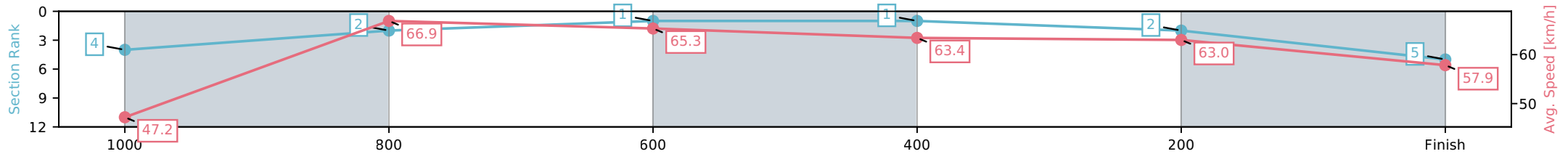
Race 7: LADBROKES MATES MODE Class 1 Handicap - 1110m

01 April 2026 - 5:16PM



Track Rating: Soft 5, Weather: Fine, Rail Position: +5m Entire Circuit

Section	L1110	L1000	L800	L600	L400	L200
Section Times	1:05.55 (0:08.66)	0:56.90 [2] (0:10.79)	0:46.10 [1] (0:11.01)	0:35.10 [1] (0:11.25)	0:23.84 [2] (0:11.37)	0:12.47 [5] (0:12.47)
Average Speed [km/h]	47.2	66.9	65.3	63.4	63.0	57.9
Top Speed [km/h]	65.8	68.0	66.9	64.8	64.3	61.3
Avg. Dist. to Rail [m]	5.5	1.3	0.4	1.5	1.1	1.6
Avg. Stride Freq. [Hz]	2.7	2.6	2.5	2.4	2.5	2.4
Avg. Stride Length [m]	5.6	7.3	7.4	7.3	7.2	7.0



- [] Ranking at each section and finish
- :-:- No data available at this section
- NA No data available

Horse/Jockey Name	Embolden/Montana Philpot
Finish Rank	6
Fastest Section Time (Section)	0:10.93 (800-600)
Top Speed [km/h] (Section)	66.9 (800-600)
Race State	Finished



Doomben QLD --Professional-2026-04-01

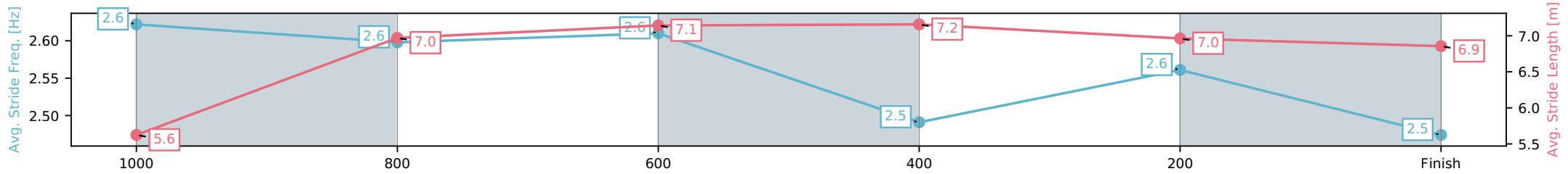
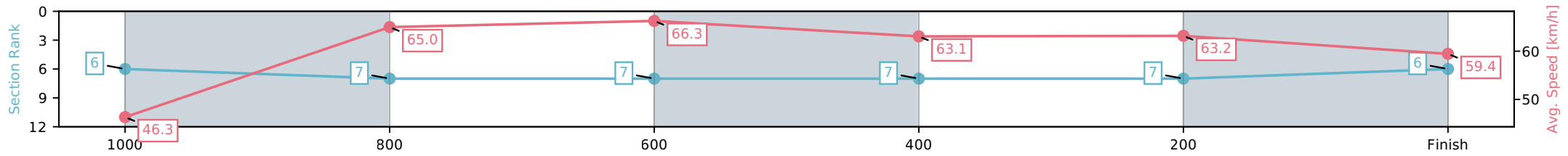
Race 7: LADBROKES MATES MODE Class 1 Handicap - 1110m

01 April 2026 - 5:16PM



Track Rating: Soft 5, Weather: Fine, Rail Position: +5m Entire Circuit

Section	L1110	L1000	L800	L600	L400	L200
Section Times	1:05.80 (0:08.82)	0:56.98 [7] (0:11.16)	0:45.82 [7] (0:10.93)	0:34.89 [7] (0:11.39)	0:23.50 [7] (0:11.36)	0:12.13 [6] (0:12.13)
Average Speed [km/h]	46.3	65.0	66.3	63.1	63.2	59.4
Top Speed [km/h]	62.8	66.2	66.9	65.0	63.7	61.9
Avg. Dist. to Rail [m]	7.8	2.0	1.3	0.7	1.0	3.0
Avg. Stride Freq. [Hz]	2.6	2.6	2.6	2.5	2.6	2.5
Avg. Stride Length [m]	5.6	7.0	7.1	7.2	7.0	6.9



[] Ranking at each section and finish
 -:-:- No data available at this section
 NA No data available

Horse/Jockey Name	Deep Kharma/Georgina Cartwright
Finish Rank	7
Fastest Section Time (Section)	0:10.85 (1000-800)
Top Speed [km/h] (Section)	68.1 (1000-800)
Race State	Finished



Doomben QLD --Professional-2026-04-01

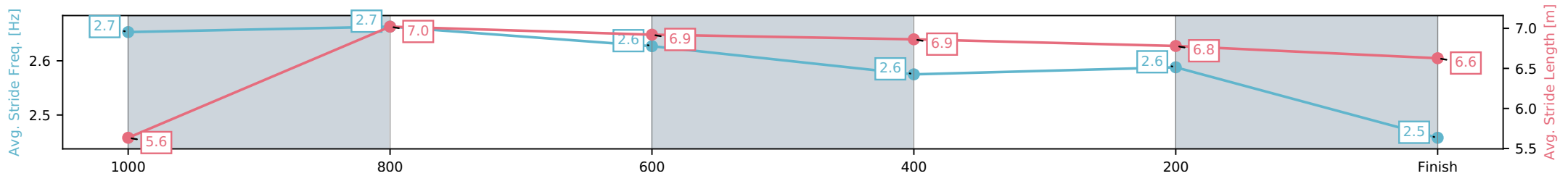
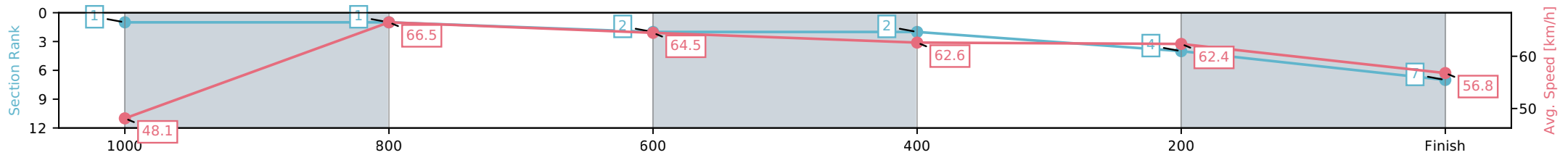
Race 7: LADBROKES MATES MODE Class 1 Handicap - 1110m

01 April 2026 - 5:16PM



Track Rating: Soft 5, Weather: Fine, Rail Position: +5m Entire Circuit

Section	L1110	L1000	L800	L600	L400	L200
Section Times	1:05.86 (0:08.48)	0:57.38 [1] (0:10.85)	0:46.52 [2] (0:11.14)	0:35.38 [2] (0:11.30)	0:24.08 [4] (0:11.46)	0:12.62 [7] (0:12.62)
Average Speed [km/h]	48.1	66.5	64.5	62.6	62.4	56.8
Top Speed [km/h]	65.5	68.1	65.2	63.7	63.1	60.8
Avg. Dist. to Rail [m]	4.7	1.1	0.8	2.9	3.6	2.9
Avg. Stride Freq. [Hz]	2.7	2.7	2.6	2.6	2.6	2.5
Avg. Stride Length [m]	5.6	7.0	6.9	6.9	6.8	6.6



- [] Ranking at each section and finish
- :-:- No data available at this section
- NA No data available

Horse/Jockey Name	Out Of Turn/Tiffani Brooker
Finish Rank	8
Fastest Section Time (Section)	0:11.07 (800-600)
Top Speed [km/h] (Section)	66.0 (800-600)
Race State	Finished



Doomben QLD --Professional-2026-04-01

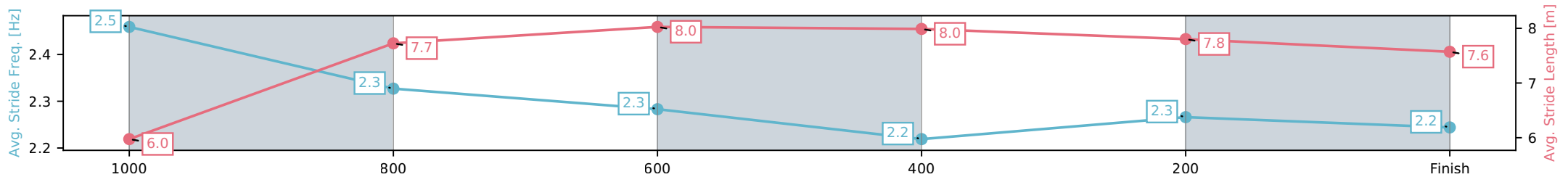
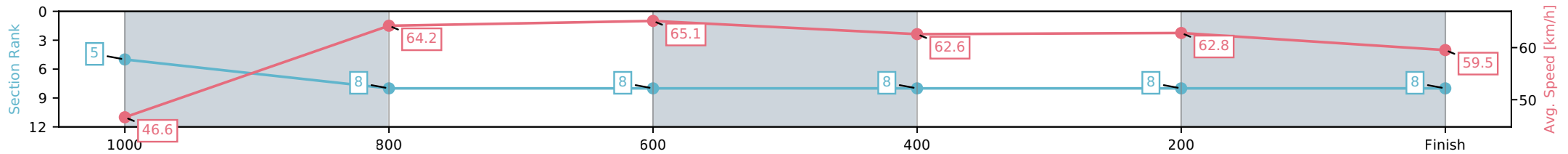
Race 7: LADBROKES MATES MODE Class 1 Handicap - 1110m

01 April 2026 - 5:16PM



Track Rating: Soft 5, Weather: Fine, Rail Position: +5m Entire Circuit

Section	L1110	L1000	L800	L600	L400	L200
Section Times	1:05.96 (0:08.75)	0:57.21 [8] (0:11.25)	0:45.96 [8] (0:11.07)	0:34.89 [8] (0:11.40)	0:23.49 [8] (0:11.42)	0:12.07 [8] (0:12.07)
Average Speed [km/h]	46.6	64.2	65.1	62.6	62.8	59.5
Top Speed [km/h]	62.4	65.0	66.0	64.0	63.9	62.2
Avg. Dist. to Rail [m]	3.2	1.0	0.3	1.4	1.1	3.0
Avg. Stride Freq. [Hz]	2.5	2.3	2.3	2.2	2.3	2.2
Avg. Stride Length [m]	6.0	7.7	8.0	8.0	7.8	7.6



- [] Ranking at each section and finish
- :-:- No data available at this section
- NA No data available

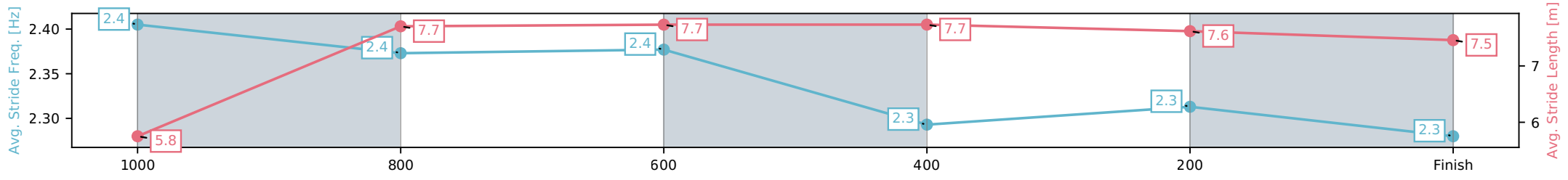
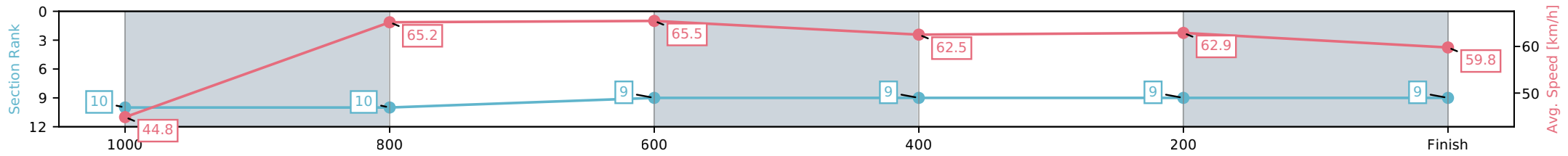
Horse/Jockey Name	Australasia/Mark Du Plessis
Finish Rank	9
Fastest Section Time (Section)	0:11.04 (800-600)
Top Speed [km/h] (Section)	66.6 (800-600)
Race State	Finished



Doomben QLD --Professional-2026-04-01
 Race 7: LADBROKES MATES MODE Class 1 Handicap - 1110m
 01 April 2026 - 5:16PM
 Track Rating: Soft 5, Weather: Fine, Rail Position: +5m Entire Circuit



Section	L1110	L1000	L800	L600	L400	L200
Section Times	1:05.99 (0:09.14)	0:56.85 [10] (0:11.11)	0:45.75 [9] (0:11.04)	0:34.70 [9] (0:11.33)	0:23.37 [9] (0:11.36)	0:12.02 [9] (0:12.02)
Average Speed [km/h]	44.8	65.2	65.5	62.5	62.9	59.8
Top Speed [km/h]	63.6	66.4	66.6	66.0	64.1	62.5
Avg. Dist. to Rail [m]	10.0	2.3	0.6	2.6	2.4	1.6
Avg. Stride Freq. [Hz]	2.4	2.4	2.4	2.3	2.3	2.3
Avg. Stride Length [m]	5.8	7.7	7.7	7.7	7.6	7.5



[] Ranking at each section and finish
 -.-.- No data available at this section
 NA No data available

Horse/Jockey Name	Shamrock's Secret/Chelsea Baker
Finish Rank	10
Fastest Section Time (Section)	0:11.05 (800-600)
Top Speed [km/h] (Section)	66.3 (1000-800)
Race State	Finished



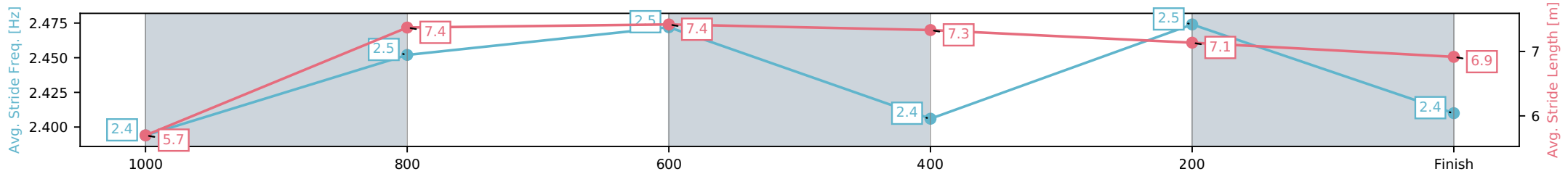
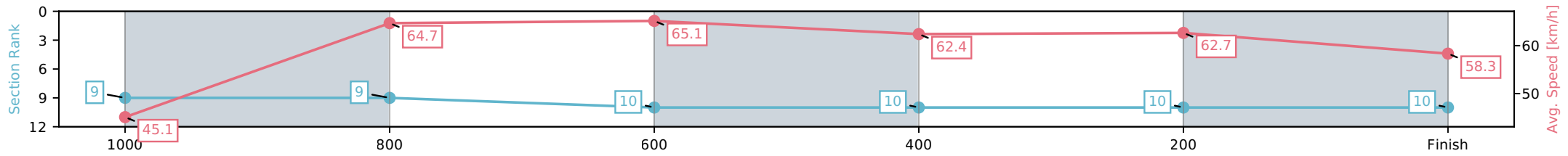
Doomben QLD --Professional-2026-04-01
 Race 7: LADBROKES MATES MODE Class 1 Handicap - 1110m



01 April 2026 - 5:16PM

Track Rating: Soft 5, Weather: Fine, Rail Position: +5m Entire Circuit

Section	L1110	L1000	L800	L600	L400	L200
Section Times	1:06.53 (0:09.05)	0:57.48 [9] (0:11.19)	0:46.30 [10] (0:11.05)	0:35.24 [10] (0:11.48)	0:23.77 [10] (0:11.44)	0:12.32 [10] (0:12.32)
Average Speed [km/h]	45.1	64.7	65.1	62.4	62.7	58.3
Top Speed [km/h]	62.5	66.3	66.1	65.0	63.6	61.4
Avg. Dist. to Rail [m]	6.6	1.2	0.2	0.9	1.5	0.4
Avg. Stride Freq. [Hz]	2.4	2.5	2.5	2.4	2.5	2.4
Avg. Stride Length [m]	5.7	7.4	7.4	7.3	7.1	6.9



[] Ranking at each section and finish
 -:-:- No data available at this section
 NA No data available