



Mackay QLD

Race 1: BECOME A MEMBER OF THE MTC QTIS Three-Year-Old Handicap - 1100m

02 April 2026 - 12:11PM

Track Rating: Good 4, Weather: Overcast, Rail Position: True Entire Circuit



MACKAY TURF CLUB

Ooralea Racecourse

Field Times (Race Tempo) 1:03.70 (0:07.86) 0:55.84 (0:10.95) 0:44.90 (0:10.94) 0:33.96 (0:11.29) 0:22.66 (0:11.06) 0:11.61 (0:11.61)

Rank	TAB#	Horse	Overall Time	First 400m	Top Speed km/h (Section)	L1100	L1000	L800	L600	L400	L200		
	(BAR#)	Jockey	Margin (DT-W)	Last 600m	Fastest Section (Time)	Start - 1000	1000 - 800	800 - 600	600 - 400	400 - 200	200 - Finish		
1	1	Don'tdoubthelady	1:03.70	0:24.61	67.6 (1000-800)	1:03.70	0:55.57 [3]	0:44.56 [2]	0:33.67 [2]	0:22.66 [2]	0:11.61 [1]		
	(1)	Ryan Wiggins		0:33.67	800-600 (0:10.89)	(0:08.13)	(0:11.01)	(0:10.89)	(0:11.01)	(0:11.05)	(0:11.61)		
2	2	Krackacan	1:03.74	0:24.22	66.8 (800-600)	1:03.74	0:55.88 [1]	0:44.94 [1]	0:34.00 [1]	0:22.70 [1]	0:11.53 [2]		
	(4)	Adam Sewell	0.2L (+0)	0:33.99	800-600 (0:10.94)	(0:07.86)	(0:10.95)	(0:10.94)	(0:11.29)	(0:11.17)	(0:11.53)		
3	3	Fabulean	1:03.86	0:24.74	67.5 (400-200)	1:03.86	0:55.87 [2]	0:44.64 [3]	0:33.63 [4]	0:22.47 [4]	0:11.56 [3]		
	(3)	Sean Cormack	0.9L (+6)	0:33.63	400-200 (0:10.91)	(0:07.99)	(0:11.23)	(0:11.01)	(0:11.16)	(0:10.91)	(0:11.56)		
4	4	Gypsy's Daughter	1:03.98	0:24.86	67.6 (1000-800)	1:03.98	0:55.62 [5]	0:44.64 [5]	0:33.55 [5]	0:22.47 [5]	0:11.42 [5]		
	(5)	Chris McIver	1.6L (+4)	0:33.55	1000-800 (0:10.99)	(0:08.36)	(0:10.99)	(0:11.09)	(0:11.08)	(0:11.05)	(0:11.42)		
5	6	The Kobay Train	1:04.18	0:24.76	67.4 (1000-800)	1:04.18	0:55.87 [4]	0:44.87 [4]	0:34.00 [3]	0:22.92 [3]	0:11.65 [4]		
	(2)	Nathan Thomas	2.9L (+2)	0:34.01	800-600 (0:10.86)	(0:08.31)	(0:11.00)	(0:10.86)	(0:11.09)	(0:11.27)	(0:11.65)		

Scratched: Innovader (#5), Cascia (#7)

Report Created: Thu 02 April 2026

(Note: Races are conducted over an approximate distance as close as possible to the advertised distance, and recorded data may vary accordingly. Official times refer to race times only and do not include handicap times.)

[] Position in running at each section and finish TAB# Saddle cloth number

-:--:-- No data available at this section

NA No data available

DNT Did not track

BAR# Barrier/Gate Position

DNF Did not finish

DT-W Distance travelled compared to winner in metres

[] Fastest split

[■] Fastest section

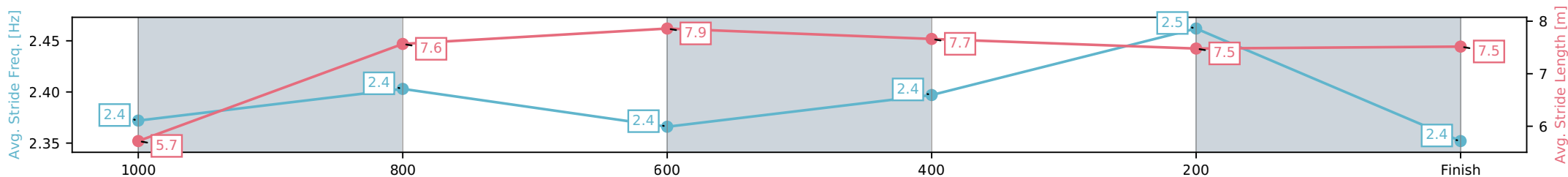
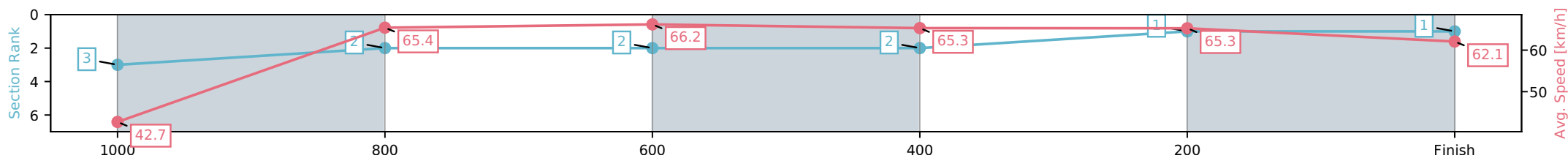
Horse/Jockey Name	Don'tdoubthelady/Ryan Wiggins
Finish Rank	1
Fastest Section Time (Section)	0:10.89 (800-600)
Top Speed [km/h] (Section)	67.6 (1000-800)
Race State	Finished



Mackay QLD --Professional-2026-04-02
 Race 1: BECOME A MEMBER OF THE MTC QTIS Three-Year-Old Handicap - 1100m
 02 April 2026 - 12:11PM
 Track Rating: Good 4, Weather: Overcast, Rail Position: True Entire Circuit



Section	L1100	L1000	L800	L600	L400	L200
Section Times	1:03.70 (0:08.13)	0:55.57 [2] (0:11.01)	0:44.56 [2] (0:10.89)	0:33.67 [2] (0:11.01)	0:22.66 [1] (0:11.05)	0:11.61 [1] (0:11.61)
Average Speed [km/h]	42.7	65.4	66.2	65.3	65.3	62.1
Top Speed [km/h]	62.9	67.6	66.7	66.0	66.4	64.8
Avg. Dist. to Rail [m]	3.6	0.3	0.7	0.3	2.1	5.2
Avg. Stride Freq. [Hz]	2.4	2.4	2.4	2.4	2.5	2.4
Avg. Stride Length [m]	5.7	7.6	7.9	7.7	7.5	7.5



[] Ranking at each section and finish
 -:-:- No data available at this section
 NA No data available

Horse/Jockey Name	Krackacan/Adam Sewell
Finish Rank	2
Fastest Section Time (Section)	0:10.94 (800-600)
Top Speed [km/h] (Section)	66.8 (800-600)
Race State	Finished



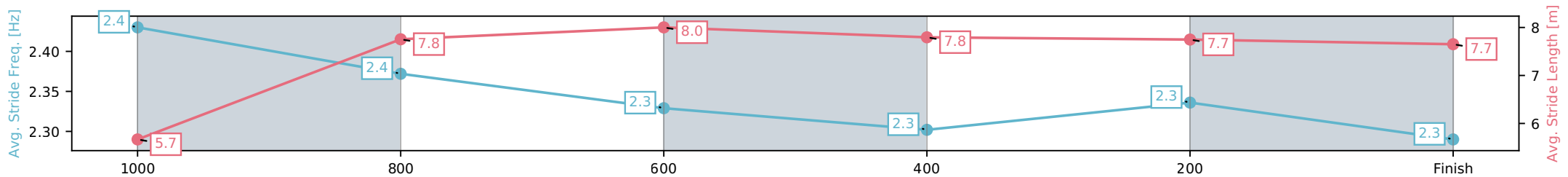
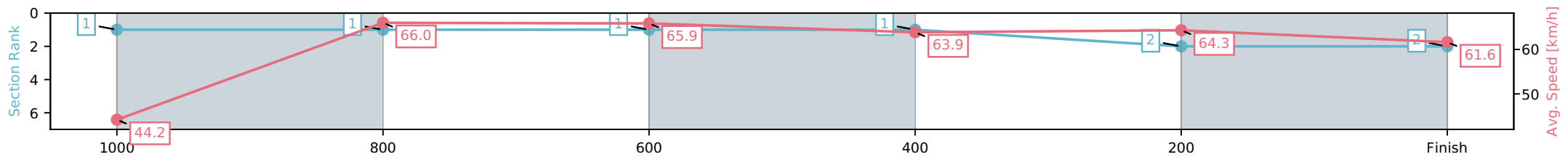
Mackay QLD --Professional-2026-04-02
 Race 1: BECOME A MEMBER OF THE MTC QTIS Three-Year-Old Handicap - 1100m

02 April 2026 - 12:11PM

Track Rating: Good 4, Weather: Overcast, Rail Position: True Entire Circuit



Section	L1100	L1000	L800	L600	L400	L200
Section Times	1:03.74 (0:07.86)	0:55.88 [1] (0:10.95)	0:44.94 [1] (0:10.94)	0:34.00 [1] (0:11.29)	0:22.70 [2] (0:11.17)	0:11.53 [2] (0:11.53)
Average Speed [km/h]	44.2	66.0	65.9	63.9	64.3	61.6
Top Speed [km/h]	63.1	66.7	66.8	64.7	65.1	63.6
Avg. Dist. to Rail [m]	7.4	1.5	0.6	0.2	0.9	3.3
Avg. Stride Freq. [Hz]	2.4	2.4	2.3	2.3	2.3	2.3
Avg. Stride Length [m]	5.7	7.8	8.0	7.8	7.7	7.7



- [] Ranking at each section and finish
- :-:- No data available at this section
- NA No data available

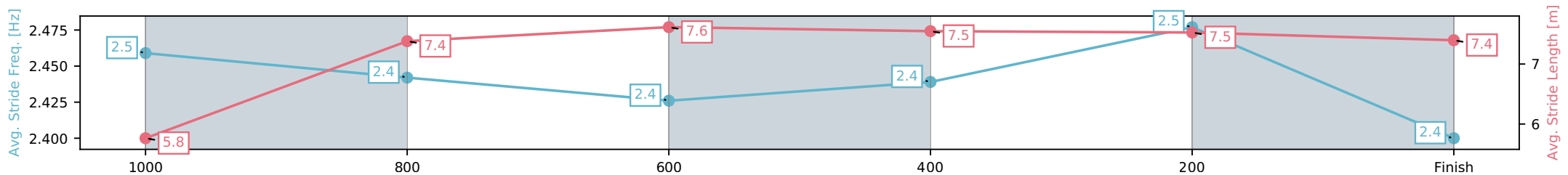
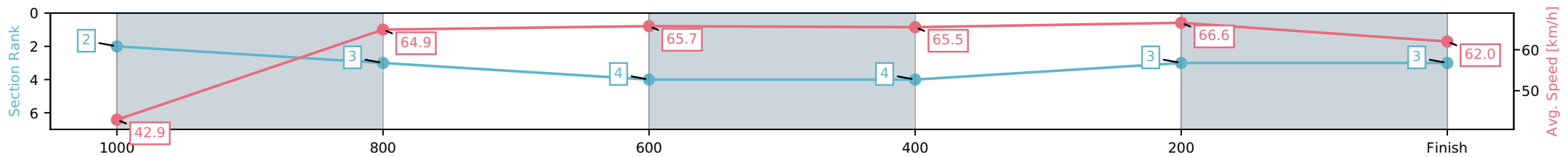
Horse/Jockey Name	Fabulean/Sean Cormack
Finish Rank	3
Fastest Section Time (Section)	0:10.91 (400-200)
Top Speed [km/h] (Section)	67.5 (400-200)
Race State	Finished



Mackay QLD --Professional-2026-04-02
 Race 1: BECOME A MEMBER OF THE MTC QTIS Three-Year-Old Handicap - 1100m
 02 April 2026 - 12:11PM
 Track Rating: Good 4, Weather: Overcast, Rail Position: True Entire Circuit



Section	L1100	L1000	L800	L600	L400	L200
Section Times	1:03.86 (0:07.99)	0:55.87 [3] (0:11.23)	0:44.64 [4] (0:11.01)	0:33.63 [4] (0:11.16)	0:22.47 [3] (0:10.91)	0:11.56 [3] (0:11.56)
Average Speed [km/h]	42.9	64.9	65.7	65.5	66.6	62.0
Top Speed [km/h]	62.0	66.1	66.9	66.5	67.5	66.3
Avg. Dist. to Rail [m]	5.1	2.7	1.9	2.0	4.7	6.5
Avg. Stride Freq. [Hz]	2.5	2.4	2.4	2.4	2.5	2.4
Avg. Stride Length [m]	5.8	7.4	7.6	7.5	7.5	7.4



[] Ranking at each section and finish
 -:-:- No data available at this section
 NA No data available

Horse/Jockey Name	Gypsy's Daughter/Chris McIver
Finish Rank	4
Fastest Section Time (Section)	0:10.99 (1000-800)
Top Speed [km/h] (Section)	67.6 (1000-800)
Race State	Finished



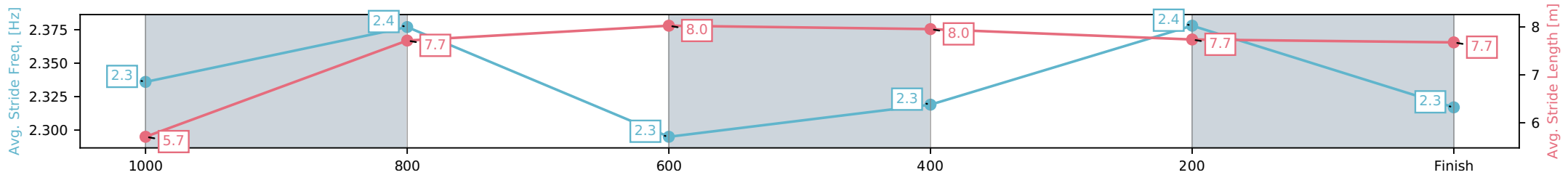
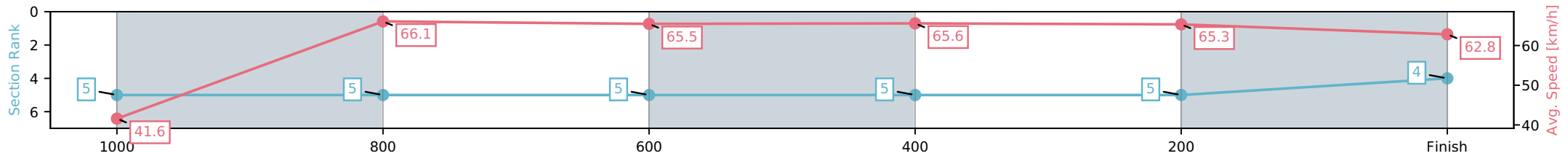
Mackay QLD --Professional-2026-04-02
 Race 1: BECOME A MEMBER OF THE MTC QTIS Three-Year-Old Handicap - 1100m



02 April 2026 - 12:11PM

Track Rating: Good 4, Weather: Overcast, Rail Position: True Entire Circuit

Section	L1100	L1000	L800	L600	L400	L200
Section Times	1:03.98 (0:08.36)	0:55.62 [5] (0:10.99)	0:44.64 [5] (0:11.09)	0:33.55 [5] (0:11.08)	0:22.47 [5] (0:11.05)	0:11.42 [4] (0:11.42)
Average Speed [km/h]	41.6	66.1	65.5	65.6	65.3	62.8
Top Speed [km/h]	61.5	67.6	66.0	66.4	66.0	65.3
Avg. Dist. to Rail [m]	7.4	2.8	2.8	1.2	1.9	3.0
Avg. Stride Freq. [Hz]	2.3	2.4	2.3	2.3	2.4	2.3
Avg. Stride Length [m]	5.7	7.7	8.0	8.0	7.7	7.7



- [] Ranking at each section and finish
- :-:- No data available at this section
- NA No data available

Horse/Jockey Name	The Kobay Train/Nathan Thomas
Finish Rank	5
Fastest Section Time (Section)	0:10.86 (800-600)
Top Speed [km/h] (Section)	67.4 (1000-800)
Race State	Finished



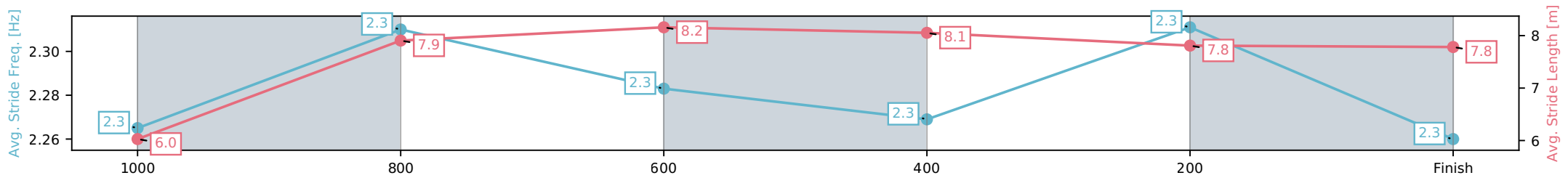
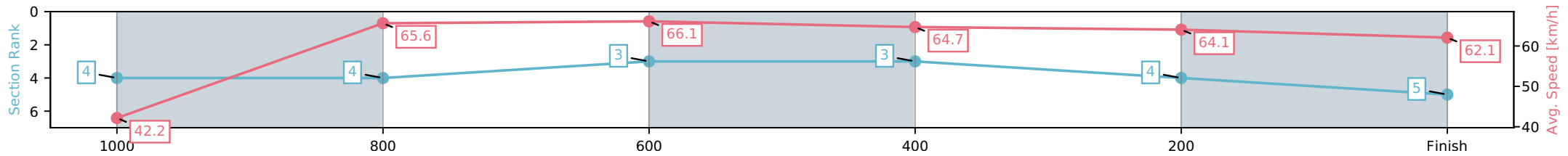
Mackay QLD --Professional-2026-04-02
 Race 1: BECOME A MEMBER OF THE MTC QTIS Three-Year-Old Handicap - 1100m

02 April 2026 - 12:11PM

Track Rating: Good 4, Weather: Overcast, Rail Position: True Entire Circuit



Section	L1100	L1000	L800	L600	L400	L200
Section Times	1:04.18 (0:08.31)	0:55.87 [4] (0:11.00)	0:44.87 [3] (0:10.86)	0:34.00 [3] (0:11.09)	0:22.92 [4] (0:11.27)	0:11.65 [5] (0:11.65)
Average Speed [km/h]	42.2	65.6	66.1	64.7	64.1	62.1
Top Speed [km/h]	62.1	67.4	66.6	66.0	64.5	65.7
Avg. Dist. to Rail [m]	5.2	1.0	0.4	0.8	1.8	4.2
Avg. Stride Freq. [Hz]	2.3	2.3	2.3	2.3	2.3	2.3
Avg. Stride Length [m]	6.0	7.9	8.2	8.1	7.8	7.8



- [] Ranking at each section and finish
- :-:- No data available at this section
- NA No data available



Mackay QLD

Race 2: LADBROKES MEGA MULTI QTIS Two-Year-Old Handicap - 1100m

02 April 2026 - 12:46PM

Track Rating: Good 4, Weather: Overcast, Rail Position: True Entire Circuit



MACKAY TURF CLUB

Ooralea Racecourse

Field Times (Race Tempo) 1:04.64 (0:07.88) 0:56.76 (0:10.94) 0:45.82 (0:11.17) 0:34.66 (0:11.72) 0:22.94 (0:11.32) 0:11.62 (0:11.62)

Rank	TAB#	Horse	Overall Time	First 400m	Top Speed km/h (Section)	L1100	L1000	L800	L600	L400	L200		
	(BAR#)	Jockey	Margin (DT-W)	Last 600m	Fastest Section (Time)	Start - 1000	1000 - 800	800 - 600	600 - 400	400 - 200	200 - Finish		
1	1	Dub Stepping	1:04.64	0:24.60	67.6 (1000-800)	1:04.64	0:56.50 [4]	0:45.61 [3]	0:34.38 [3]	0:22.72 [3]	0:11.62 [1]		
	(2)	Aidan Holt		0:34.39	1000-800 (0:10.89)	(0:08.14)	(0:10.89)	(0:11.22)	(0:11.67)	(0:11.10)	(0:11.62)		
2	7	Stylish Diamond	1:04.75	0:24.43	66.7 (1000-800)	1:04.75	0:56.84 [2]	0:45.90 [2]	0:34.61 [2]	0:22.97 [2]	0:11.70 [3]		
	(5)	Chris McIver	0.6L (-2)	0:34.61	1000-800 (0:10.94)	(0:07.91)	(0:10.94)	(0:11.29)	(0:11.64)	(0:11.27)	(0:11.70)		
3	5	Diante	1:04.89	0:24.28	66.2 (800-600)	1:04.89	0:57.01 [1]	0:46.07 [1]	0:34.91 [1]	0:23.19 [1]	0:11.85 [2]		
	(4)	Warwick Satherley	1.5L (-4)	0:34.91	1000-800 (0:10.94)	(0:07.88)	(0:10.94)	(0:11.17)	(0:11.72)	(0:11.34)	(0:11.85)		
4	2	Red Scentsation	1:05.05	0:24.77	66.4 (1000-800)	1:05.05	0:57.08 [3]	0:45.88 [5]	0:34.64 [4]	0:23.10 [4]	0:11.82 [4]		
	(7)	Ryan Wiggins	2.5L (-1)	0:34.65	1000-800 (0:11.20)	(0:07.97)	(0:11.20)	(0:11.24)	(0:11.55)	(0:11.28)	(0:11.82)		
5	3	Rocky Prince	1:05.30	0:24.76	67.3 (1000-800)	1:05.30	0:57.15 [5]	0:46.08 [6]	0:34.86 [6]	0:23.13 [5]	0:11.78 [5]		
	(1)	Adam Sewell	3.9L (-3)	0:34.85	1000-800 (0:11.06)	(0:08.15)	(0:11.06)	(0:11.23)	(0:11.72)	(0:11.35)	(0:11.78)		
6	8	Whip 'N Neighneigh	1:05.47	0:24.87	67.1 (1000-800)	1:05.47	0:57.16 [8]	0:46.23 [7]	0:34.88 [7]	0:23.08 [8]	0:11.71 [6]		
	(6)	Gabrielle Semmens	4.9L (-2)	0:34.87	1000-800 (0:10.93)	(0:08.31)	(0:10.93)	(0:11.36)	(0:11.79)	(0:11.37)	(0:11.71)		
7	6	Felipity	1:07.34	0:24.96	67.1 (1000-800)	1:07.34	0:59.05 [7]	0:48.02 [8]	0:36.65 [8]	0:25.01 [7]	0:13.50 [7]		
	(8)	Sean Cormack	15.9L (+1)	0:36.65	1000-800 (0:11.04)	(0:08.29)	(0:11.04)	(0:11.37)	(0:11.64)	(0:11.51)	(0:13.50)		
8	9	Ironroad Spirit	1:07.90	0:24.63	68.7 (1000-800)	1:07.90	0:59.68 [6]	0:48.78 [4]	0:37.48 [5]	0:25.63 [6]	0:13.57 [8]		
	(3)	Natalea Summers	19.2L (+0)	0:37.48	1000-800 (0:10.89)	(0:08.22)	(0:10.89)	(0:11.30)	(0:11.85)	(0:12.06)	(0:13.57)		

Scratched: Good One Cecil (#4), Blessed Boom (#10)

Report Created: Thu 02 April 2026

(Note: Races are conducted over an approximate distance as close as possible to the advertised distance, and recorded data may vary accordingly. Official times refer to race times only and do not include handicap times.)

[] Position in running at each section and finish TAB# Saddle cloth number

-:--:-- No data available at this section

NA No data available

DNT Did not track

BAR# Barrier/Gate Position

DNF Did not finish

DT-W Distance travelled compared to winner in metres

Fastest split

Fastest section

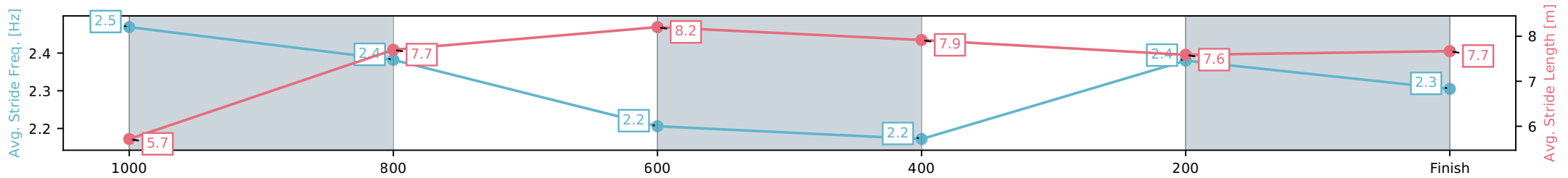
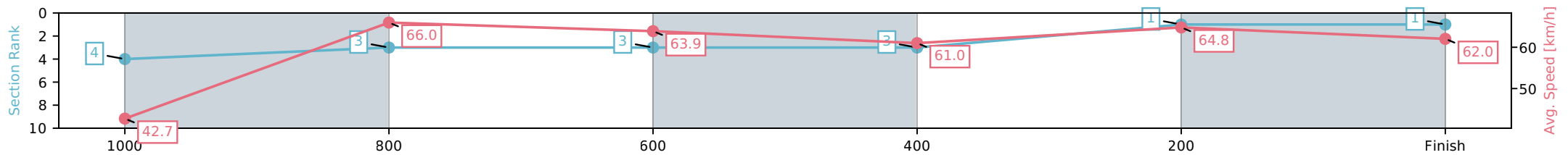
Horse/Jockey Name	Dub Stepping/Aidan Holt
Finish Rank	1
Fastest Section Time (Section)	0:10.89 (1000-800)
Top Speed [km/h] (Section)	67.6 (1000-800)
Race State	Finished



Mackay QLD --Professional-2026-04-02
 Race 2: LADBROKES MEGA MULTI QTIS Two-Year-Old Handicap - 1100m
 02 April 2026 - 12:46PM
 Track Rating: Good 4, Weather: Overcast, Rail Position: True Entire Circuit



Section	L1100	L1000	L800	L600	L400	L200
Section Times	1:04.64 (0:08.14)	0:56.50 [3] (0:10.89)	0:45.61 [3] (0:11.22)	0:34.38 [3] (0:11.67)	0:22.72 [1] (0:11.10)	0:11.62 [1] (0:11.62)
Average Speed [km/h]	42.7	66.0	63.9	61.0	64.8	62.0
Top Speed [km/h]	62.1	67.6	65.3	62.0	66.3	65.3
Avg. Dist. to Rail [m]	4.6	0.6	1.0	1.3	0.8	1.2
Avg. Stride Freq. [Hz]	2.5	2.4	2.2	2.2	2.4	2.3
Avg. Stride Length [m]	5.7	7.7	8.2	7.9	7.6	7.7



[] Ranking at each section and finish
 -:-:- No data available at this section
 NA No data available

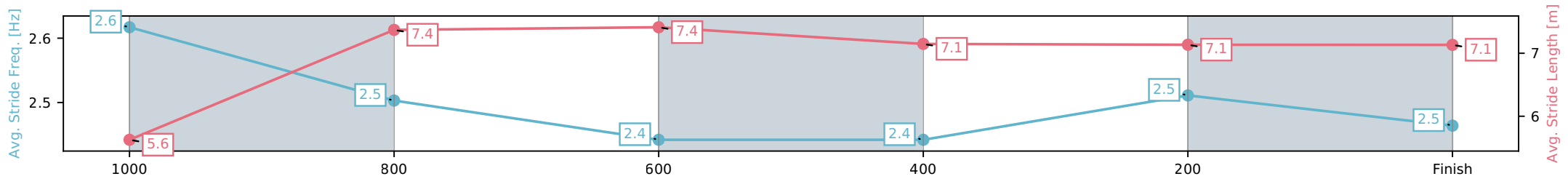
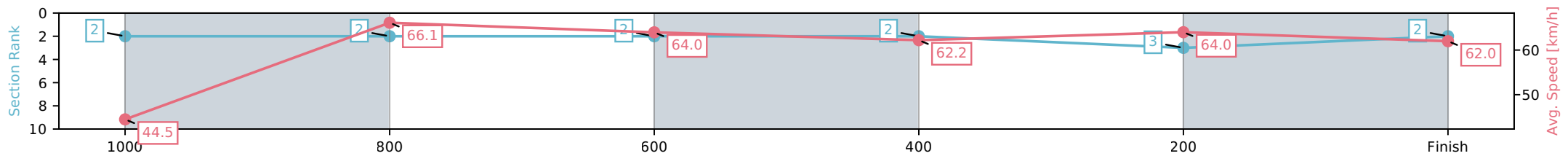
Horse/Jockey Name	Stylish Diamond/Chris Mclver
Finish Rank	2
Fastest Section Time (Section)	0:10.94 (1000-800)
Top Speed [km/h] (Section)	66.7 (1000-800)
Race State	Finished



Mackay QLD --Professional-2026-04-02
 Race 2: LADBROKES MEGA MULTI QTIS Two-Year-Old Handicap - 1100m
 02 April 2026 - 12:46PM
 Track Rating: Good 4, Weather: Overcast, Rail Position: True Entire Circuit



Section	L1100	L1000	L800	L600	L400	L200
Section Times	1:04.75 (0:07.91)	0:56.84 [2] (0:10.94)	0:45.90 [2] (0:11.29)	0:34.61 [2] (0:11.64)	0:22.97 [3] (0:11.27)	0:11.70 [2] (0:11.70)
Average Speed [km/h]	44.5	66.1	64.0	62.2	64.0	62.0
Top Speed [km/h]	64.6	66.7	66.4	63.2	65.2	64.2
Avg. Dist. to Rail [m]	7.6	1.6	1.2	0.7	1.8	2.9
Avg. Stride Freq. [Hz]	2.6	2.5	2.4	2.4	2.5	2.5
Avg. Stride Length [m]	5.6	7.4	7.4	7.1	7.1	7.1



[] Ranking at each section and finish
 -:-:- No data available at this section
 NA No data available

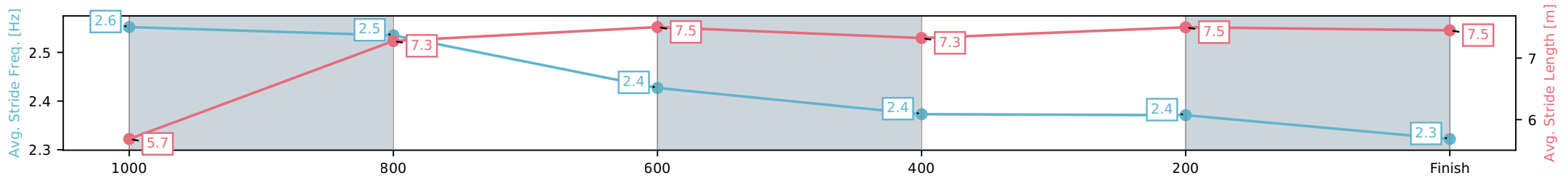
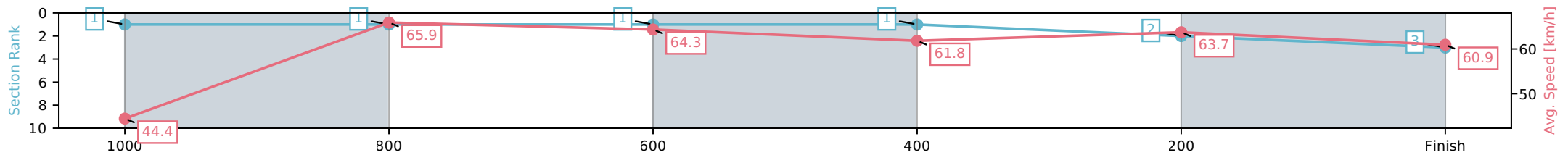
Horse/Jockey Name	Diante/Warwick Satherley
Finish Rank	3
Fastest Section Time (Section)	0:10.94 (1000-800)
Top Speed [km/h] (Section)	66.2 (800-600)
Race State	Finished



Mackay QLD --Professional-2026-04-02
 Race 2: LADBROKES MEGA MULTI QTIS Two-Year-Old Handicap - 1100m
 02 April 2026 - 12:46PM
 Track Rating: Good 4, Weather: Overcast, Rail Position: True Entire Circuit



Section	L1100	L1000	L800	L600	L400	L200
Section Times	1:04.89 (0:07.88)	0:57.01 [1] (0:10.94)	0:46.07 [1] (0:11.17)	0:34.91 [1] (0:11.72)	0:23.19 [2] (0:11.34)	0:11.85 [3] (0:11.85)
Average Speed [km/h]	44.4	65.9	64.3	61.8	63.7	60.9
Top Speed [km/h]	65.8	66.2	66.2	62.5	64.8	63.9
Avg. Dist. to Rail [m]	5.5	0.4	0.5	1.3	1.6	0.9
Avg. Stride Freq. [Hz]	2.6	2.5	2.4	2.4	2.4	2.3
Avg. Stride Length [m]	5.7	7.3	7.5	7.3	7.5	7.5



- [] Ranking at each section and finish
- :-:- No data available at this section
- NA No data available

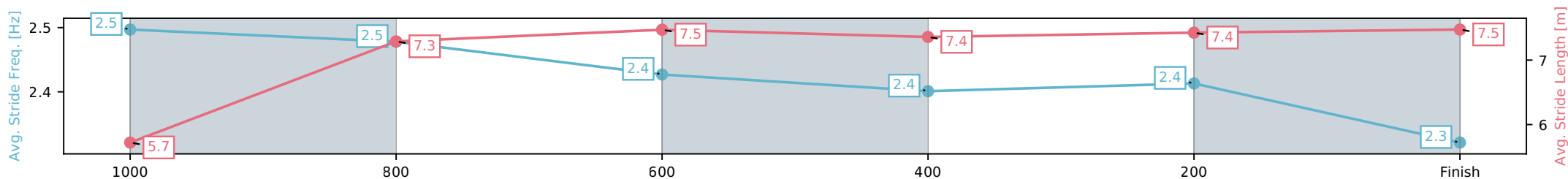
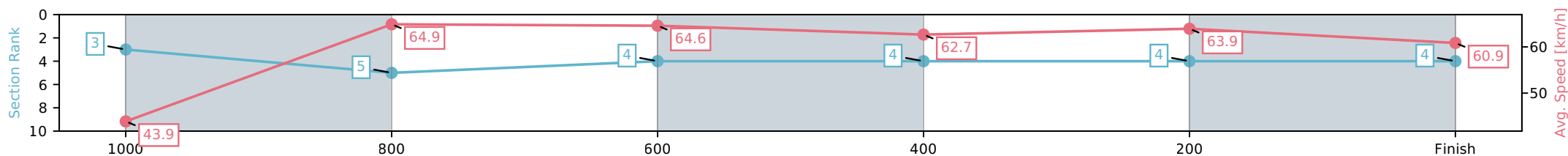
Horse/Jockey Name	Red Scentsation/Ryan Wiggins
Finish Rank	4
Fastest Section Time (Section)	0:11.20 (1000-800)
Top Speed [km/h] (Section)	66.4 (1000-800)
Race State	Finished



Mackay QLD --Professional-2026-04-02
 Race 2: LADBROKES MEGA MULTI QTIS Two-Year-Old Handicap - 1100m
 02 April 2026 - 12:46PM
 Track Rating: Good 4, Weather: Overcast, Rail Position: True Entire Circuit



Section	L1100	L1000	L800	L600	L400	L200
Section Times	1:05.05 (0:07.97)	0:57.08 [5] (0:11.20)	0:45.88 [4] (0:11.24)	0:34.64 [4] (0:11.55)	0:23.10 [4] (0:11.28)	0:11.82 [4] (0:11.82)
Average Speed [km/h]	43.9	64.9	64.6	62.7	63.9	60.9
Top Speed [km/h]	61.1	66.4	65.2	64.6	65.4	64.1
Avg. Dist. to Rail [m]	9.0	3.3	2.5	0.6	2.2	3.9
Avg. Stride Freq. [Hz]	2.5	2.5	2.4	2.4	2.4	2.3
Avg. Stride Length [m]	5.7	7.3	7.5	7.4	7.4	7.5



- [] Ranking at each section and finish
- :-:- No data available at this section
- NA No data available

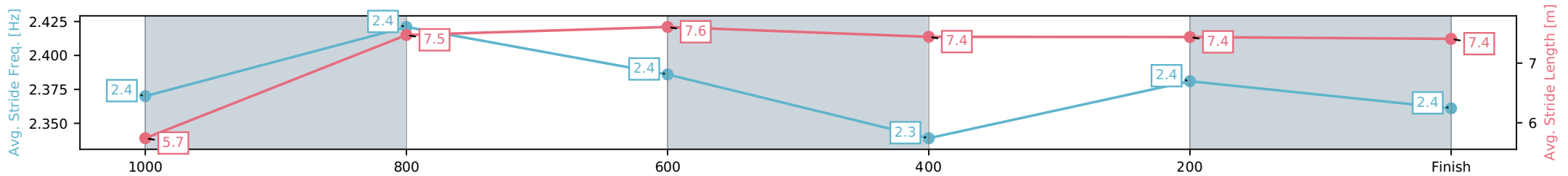
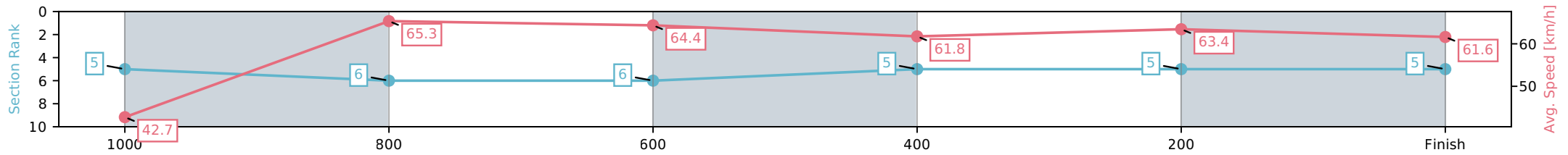
Horse/Jockey Name	Rocky Prince/Adam Sewell
Finish Rank	5
Fastest Section Time (Section)	0:11.06 (1000-800)
Top Speed [km/h] (Section)	67.3 (1000-800)
Race State	Finished



Mackay QLD --Professional-2026-04-02
 Race 2: LADBROKES MEGA MULTI QTIS Two-Year-Old Handicap - 1100m
 02 April 2026 - 12:46PM
 Track Rating: Good 4, Weather: Overcast, Rail Position: True Entire Circuit



Section	L1100	L1000	L800	L600	L400	L200
Section Times	1:05.30 (0:08.15)	0:57.15 [6] (0:11.06)	0:46.08 [6] (0:11.23)	0:34.86 [5] (0:11.72)	0:23.13 [5] (0:11.35)	0:11.78 [5] (0:11.78)
Average Speed [km/h]	42.7	65.3	64.4	61.8	63.4	61.6
Top Speed [km/h]	62.5	67.3	65.4	62.8	65.2	64.1
Avg. Dist. to Rail [m]	4.2	1.3	1.2	0.8	1.7	3.5
Avg. Stride Freq. [Hz]	2.4	2.4	2.4	2.3	2.4	2.4
Avg. Stride Length [m]	5.7	7.5	7.6	7.4	7.4	7.4



- [] Ranking at each section and finish
- :-:- No data available at this section
- NA No data available

Horse/Jockey Name	Whip 'N Neighneigh/Gabrielle Semmens
Finish Rank	6
Fastest Section Time (Section)	0:10.93 (1000-800)
Top Speed [km/h] (Section)	67.1 (1000-800)
Race State	Finished



Mackay QLD --Professional-2026-04-02

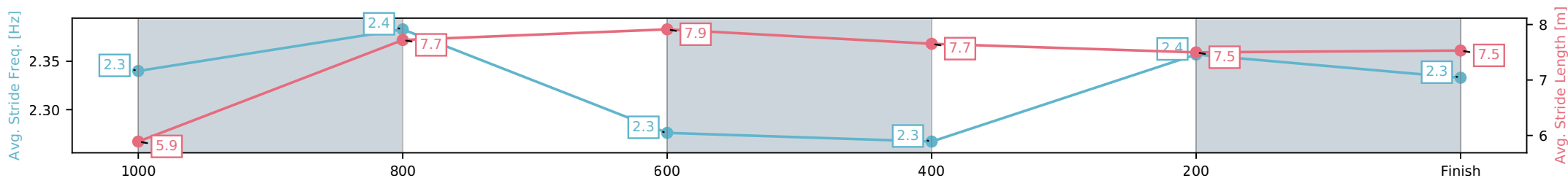
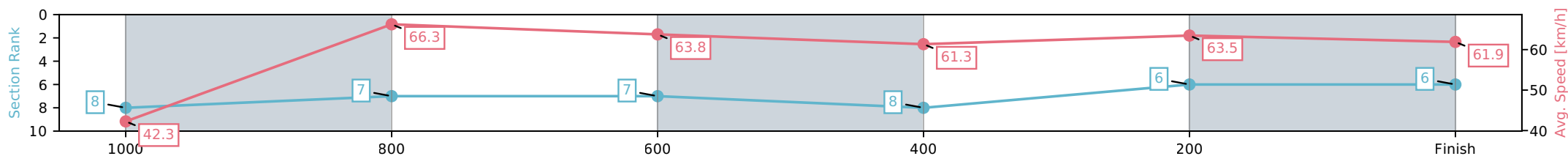
Race 2: LADBROKES MEGA MULTI QTIS Two-Year-Old Handicap - 1100m

02 April 2026 - 12:46PM

Track Rating: Good 4, Weather: Overcast, Rail Position: True Entire Circuit



Section	L1100	L1000	L800	L600	L400	L200
Section Times	1:05.47 (0:08.31)	0:57.16 [7] (0:10.93)	0:46.23 [7] (0:11.36)	0:34.88 [8] (0:11.79)	0:23.08 [6] (0:11.37)	0:11.71 [6] (0:11.71)
Average Speed [km/h]	42.3	66.3	63.8	61.3	63.5	61.9
Top Speed [km/h]	61.7	67.1	65.0	63.5	65.2	64.3
Avg. Dist. to Rail [m]	8.1	2.0	1.5	0.8	2.4	6.0
Avg. Stride Freq. [Hz]	2.3	2.4	2.3	2.3	2.4	2.3
Avg. Stride Length [m]	5.9	7.7	7.9	7.7	7.5	7.5



- [] Ranking at each section and finish
- :-:- No data available at this section
- NA No data available

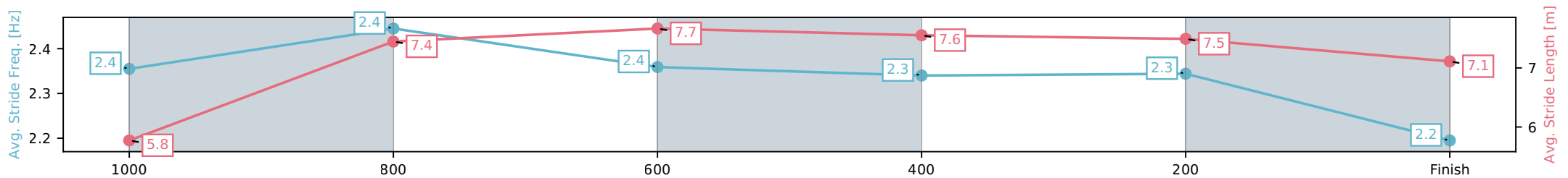
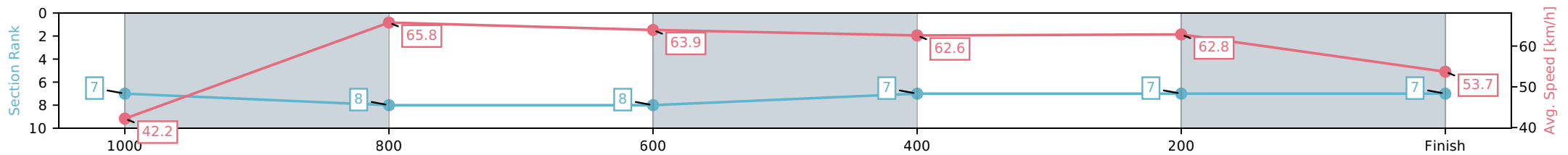
Horse/Jockey Name	Felipity/Sean Cormack
Finish Rank	7
Fastest Section Time (Section)	0:11.04 (1000-800)
Top Speed [km/h] (Section)	67.1 (1000-800)
Race State	Finished



Mackay QLD --Professional-2026-04-02
 Race 2: LADBROKES MEGA MULTI QTIS Two-Year-Old Handicap - 1100m
 02 April 2026 - 12:46PM
 Track Rating: Good 4, Weather: Overcast, Rail Position: True Entire Circuit



Section	L1100	L1000	L800	L600	L400	L200
Section Times	1:07.34 (0:08.29)	0:59.05 [8] (0:11.04)	0:48.02 [8] (0:11.37)	0:36.65 [7] (0:11.64)	0:25.01 [7] (0:11.51)	0:13.50 [7] (0:13.50)
Average Speed [km/h]	42.2	65.8	63.9	62.6	62.8	53.7
Top Speed [km/h]	59.9	67.1	65.0	64.5	64.3	62.5
Avg. Dist. to Rail [m]	10.0	2.8	2.7	1.6	3.7	5.9
Avg. Stride Freq. [Hz]	2.4	2.4	2.4	2.3	2.3	2.2
Avg. Stride Length [m]	5.8	7.4	7.7	7.6	7.5	7.1



- [] Ranking at each section and finish
- :-:- No data available at this section
- NA No data available

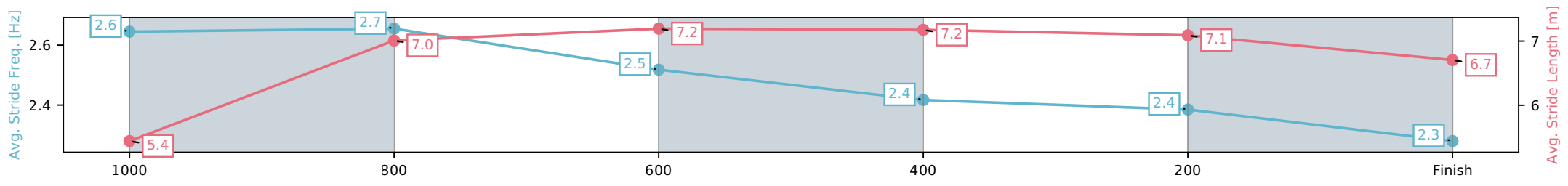
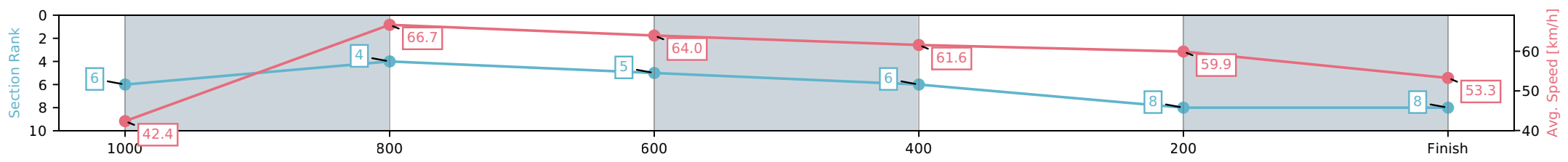
Horse/Jockey Name	Ironroad Spirit/Natalea Summers
Finish Rank	8
Fastest Section Time (Section)	0:10.89 (1000-800)
Top Speed [km/h] (Section)	68.7 (1000-800)
Race State	Finished



Mackay QLD --Professional-2026-04-02
 Race 2: LADBROKES MEGA MULTI QTIS Two-Year-Old Handicap - 1100m
 02 April 2026 - 12:46PM
 Track Rating: Good 4, Weather: Overcast, Rail Position: True Entire Circuit



Section	L1100	L1000	L800	L600	L400	L200
Section Times	1:07.90 (0:08.22)	0:59.68 [4] (0:10.89)	0:48.78 [5] (0:11.30)	0:37.48 [6] (0:11.85)	0:25.63 [8] (0:12.06)	0:13.57 [8] (0:13.57)
Average Speed [km/h]	42.4	66.7	64.0	61.6	59.9	53.3
Top Speed [km/h]	63.9	68.7	66.5	62.9	61.0	57.8
Avg. Dist. to Rail [m]	6.5	2.8	1.4	1.8	3.3	3.1
Avg. Stride Freq. [Hz]	2.6	2.7	2.5	2.4	2.4	2.3
Avg. Stride Length [m]	5.4	7.0	7.2	7.2	7.1	6.7



[] Ranking at each section and finish
 -.-.- No data available at this section
 NA No data available



Mackay QLD

Race 3: BOOK FOR AMATEURS SAT 23RD MAY Maiden Plate (QTIS bonuses applicable 2&3YO's only) - 1100m

02 April 2026 - 1:20PM



MACKAY TURF CLUB

Ooralea Racecourse

Track Rating: Good 4, Weather: Overcast, Rail Position: True Entire Circuit

Field Times (Race Tempo) 1:04.66 0:56.72 0:45.70 0:34.79 0:23.38 0:12.06
 (0:07.94) (0:11.02) (0:10.91) (0:11.41) (0:11.32) (0:12.06)

Rank	TAB#	Horse	Overall Time	First 400m	Top Speed km/h (Section)	L1100	L1000	L800	L600	L400	L200		
	(BAR#)	Jockey	Margin (DT-W)	Last 600m	Fastest Section (Time)	Start - 1000	1000 - 800	800 - 600	600 - 400	400 - 200	200 - Finish		
1	11	Pleasepleaseplease	1:04.66	0:24.55	67.7 (1000-800)	1:04.66	0:56.72 [1]	0:45.69 [2]	0:34.79 [1]	0:23.38 [2]	0:11.92 [2]		
	(3)	Adam Sewell		0:34.79	800-600 (0:10.90)	(0:07.94)	(0:11.03)	(0:10.90)	(0:11.41)	(0:11.46)	(0:11.92)		
2	1	Capricornus	1:04.73	0:24.54	67.2 (800-600)	1:04.73	0:56.78 [2]	0:45.77 [1]	0:34.84 [2]	0:23.45 [1]	0:12.13 [1]		
	(5)	Raul Silvera Olivera	0.4L (+5)	0:34.84	800-600 (0:10.93)	(0:07.95)	(0:11.01)	(0:10.93)	(0:11.39)	(0:11.32)	(0:12.13)		
3	2	Fighting Edge	1:05.10	0:25.04	66.9 (1000-800)	1:05.10	0:56.88 [5]	0:45.73 [4]	0:34.54 [4]	0:23.02 [4]	0:11.68 [3]		
	(1)	Chelsea Jokic	2.5L (+2)	0:34.54	1000-800 (0:11.14)	(0:08.22)	(0:11.14)	(0:11.19)	(0:11.52)	(0:11.34)	(0:11.68)		
4	3	Soydecafflatte	1:05.11	0:25.20	67.0 (800-600)	1:05.11	0:56.97 [4]	0:45.70 [5]	0:34.50 [5]	0:22.94 [5]	0:11.68 [4]		
	(2)	Amie Meissner	2.6L (+3)	0:34.50	800-600 (0:11.20)	(0:08.14)	(0:11.28)	(0:11.20)	(0:11.56)	(0:11.26)	(0:11.68)		
5	4	Tiger Jim	1:05.28	0:25.26	66.6 (1000-800)	1:05.28	0:56.86 [6]	0:45.71 [6]	0:34.49 [7]	0:22.88 [7]	0:11.58 [6]		
	(7)	Tom Orr	3.6L (+8)	0:34.49	1000-800 (0:11.15)	(0:08.42)	(0:11.15)	(0:11.22)	(0:11.60)	(0:11.31)	(0:11.58)		
6	7	Streamelot	1:05.28	0:25.49	66.8 (1000-800)	1:05.28	0:56.64 [8]	0:45.47 [8]	0:34.36 [8]	0:22.81 [8]	0:11.55 [7]		
	(8)	McKenzie Apel	3.6L (+2)	0:34.36	800-600 (0:11.12)	(0:08.64)	(0:11.17)	(0:11.12)	(0:11.55)	(0:11.26)	(0:11.55)		
7	8	Embezzles	1:06.26	0:24.78	66.3 (1000-800)	1:06.26	0:58.16 [3]	0:47.14 [3]	0:36.02 [3]	0:24.31 [3]	0:12.69 [5]		
	(6)	Chris Mclver	9.4L (+7)	0:36.03	1000-800 (0:11.02)	(0:08.10)	(0:11.02)	(0:11.12)	(0:11.72)	(0:11.62)	(0:12.69)		
8	5	Jenny	1:07.00	0:25.25	66.5 (800-600)	1:07.00	0:58.49 [7]	0:47.42 [7]	0:36.30 [6]	0:24.70 [6]	0:12.81 [8]		
	(4)	Tahlia Fenlon	13.8L (+4)	0:36.31	1000-800 (0:11.07)	(0:08.51)	(0:11.07)	(0:11.12)	(0:11.60)	(0:11.90)	(0:12.81)		

Scratched: She's Got It (#6), Madam Nazar (#9), Outcry (#10)

Report Created: Thu 02 April 2026

(Note: Races are conducted over an approximate distance as close as possible to the advertised distance, and recorded data may vary accordingly. Official times refer to race times only and do not include handicap times.)

[] Position in running at each section and finish TAB# Saddle cloth number

-:--:-- No data available at this section

NA No data available

DNT Did not track

BAR# Barrier/Gate Position

DNF Did not finish

DT-W Distance travelled compared to winner in metres

[] Fastest split

[■] Fastest section

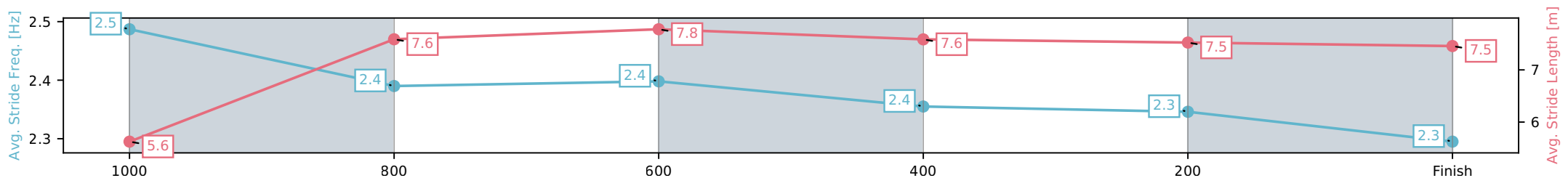
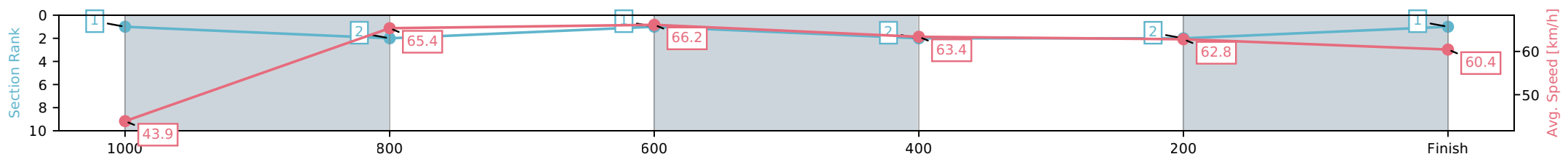
Horse/Jockey Name	Pleasepleaseplease/Adam Sewell
Finish Rank	1
Fastest Section Time (Section)	0:10.90 (800-600)
Top Speed [km/h] (Section)	67.7 (1000-800)
Race State	Finished



Mackay QLD --Professional-2026-04-02
 Race 3: BOOK FOR AMATEURS SAT 23RD MAY Maiden Plate
 (QTIS bonuses applicable 2&3YO's only) - 1100m
 02 April 2026 - 1:20PM
 Track Rating: Good 4, Weather: Overcast, Rail Position: True Entire Circuit



Section	L1100	L1000	L800	L600	L400	L200
Section Times	1:04.66 (0:07.94)	0:56.72 [2] (0:11.03)	0:45.69 [1] (0:10.90)	0:34.79 [2] (0:11.41)	0:23.38 [2] (0:11.46)	0:11.92 [1] (0:11.92)
Average Speed [km/h]	43.9	65.4	66.2	63.4	62.8	60.4
Top Speed [km/h]	62.5	67.7	67.1	64.8	63.9	62.3
Avg. Dist. to Rail [m]	5.6	0.5	0.6	0.7	0.7	0.8
Avg. Stride Freq. [Hz]	2.5	2.4	2.4	2.4	2.3	2.3
Avg. Stride Length [m]	5.6	7.6	7.8	7.6	7.5	7.5



[] Ranking at each section and finish
 -:-:- No data available at this section
 NA No data available

Horse/Jockey Name	Capricornus/Raul Silvera Olivera
Finish Rank	2
Fastest Section Time (Section)	0:10.93 (800-600)
Top Speed [km/h] (Section)	67.2 (800-600)
Race State	Finished



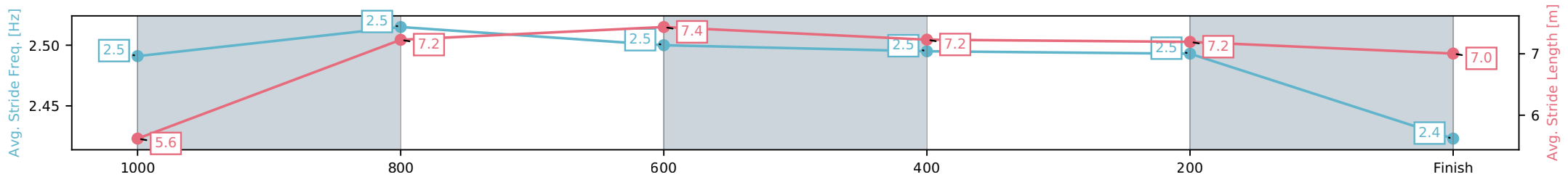
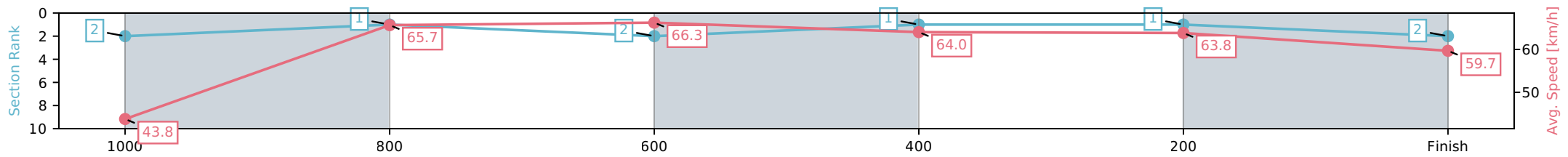
Mackay QLD --Professional-2026-04-02
 Race 3: BOOK FOR AMATEURS SAT 23RD MAY Maiden Plate
 (QTIS bonuses applicable 2&3YO's only) - 1100m



02 April 2026 - 1:20PM

Track Rating: Good 4, Weather: Overcast, Rail Position: True Entire Circuit

Section	L1100	L1000	L800	L600	L400	L200
Section Times	1:04.73 (0:07.95)	0:56.78 [1] (0:11.01)	0:45.77 [2] (0:10.93)	0:34.84 [1] (0:11.39)	0:23.45 [1] (0:11.32)	0:12.13 [2] (0:12.13)
Average Speed [km/h]	43.8	65.7	66.3	64.0	63.8	59.7
Top Speed [km/h]	60.7	67.1	67.2	66.0	65.0	62.4
Avg. Dist. to Rail [m]	7.1	1.4	1.7	1.8	2.4	2.2
Avg. Stride Freq. [Hz]	2.5	2.5	2.5	2.5	2.5	2.4
Avg. Stride Length [m]	5.6	7.2	7.4	7.2	7.2	7.0



- [] Ranking at each section and finish
- :-:- No data available at this section
- NA No data available

Horse/Jockey Name	Fighting Edge/Chelsea Jokic
Finish Rank	3
Fastest Section Time (Section)	0:11.14 (1000-800)
Top Speed [km/h] (Section)	66.9 (1000-800)
Race State	Finished



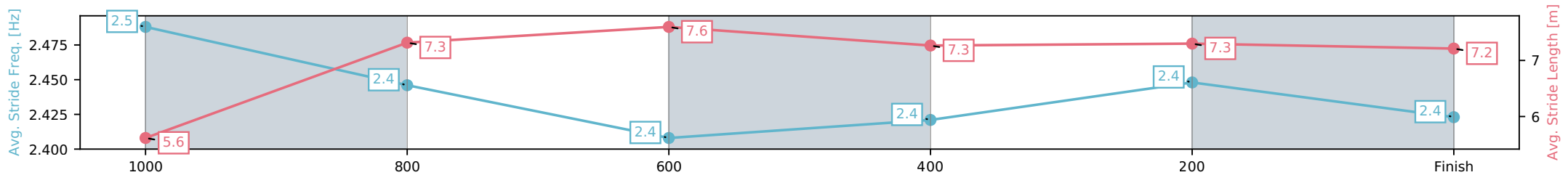
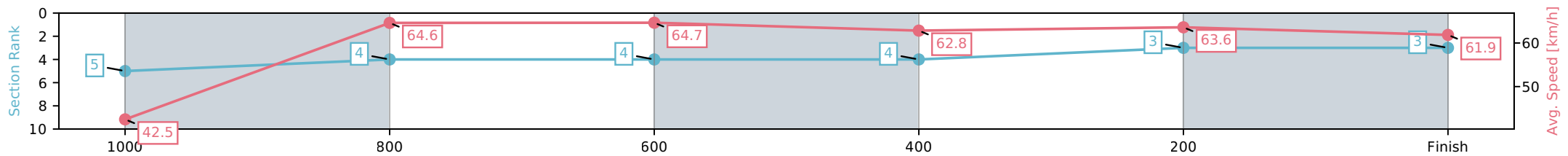
Mackay QLD --Professional-2026-04-02
 Race 3: BOOK FOR AMATEURS SAT 23RD MAY Maiden Plate
 (QTIS bonuses applicable 2&3YO's only) - 1100m



02 April 2026 - 1:20PM

Track Rating: Good 4, Weather: Overcast, Rail Position: True Entire Circuit

Section	L1100	L1000	L800	L600	L400	L200
Section Times	1:05.10 (0:08.22)	0:56.88 [4] (0:11.14)	0:45.73 [4] (0:11.19)	0:34.54 [4] (0:11.52)	0:23.02 [3] (0:11.34)	0:11.68 [3] (0:11.68)
Average Speed [km/h]	42.5	64.6	64.7	62.8	63.6	61.9
Top Speed [km/h]	61.0	66.9	66.5	63.9	64.5	63.0
Avg. Dist. to Rail [m]	3.0	0.2	1.5	0.8	2.3	4.6
Avg. Stride Freq. [Hz]	2.5	2.4	2.4	2.4	2.4	2.4
Avg. Stride Length [m]	5.6	7.3	7.6	7.3	7.3	7.2



- [] Ranking at each section and finish
- :-:- No data available at this section
- NA No data available

Horse/Jockey Name	Soydecafflatte/Amie Meissner
Finish Rank	4
Fastest Section Time (Section)	0:11.20 (800-600)
Top Speed [km/h] (Section)	67.0 (800-600)
Race State	Finished



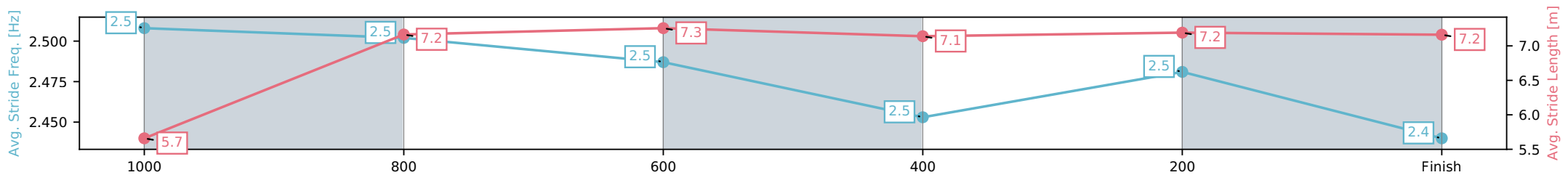
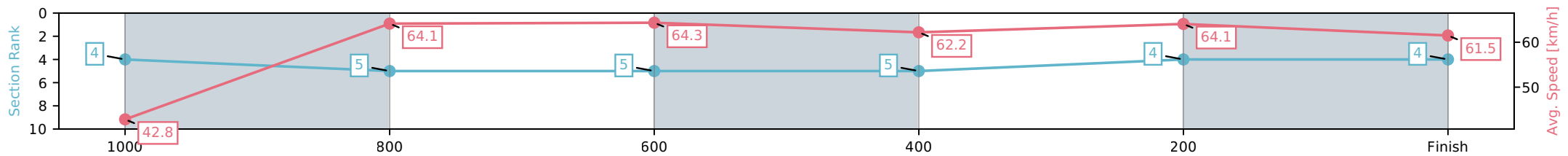
Mackay QLD --Professional-2026-04-02
 Race 3: BOOK FOR AMATEURS SAT 23RD MAY Maiden Plate
 (QTIS bonuses applicable 2&3YO's only) - 1100m



02 April 2026 - 1:20PM

Track Rating: Good 4, Weather: Overcast, Rail Position: True Entire Circuit

Section	L1100	L1000	L800	L600	L400	L200
Section Times	1:05.11 (0:08.14)	0:56.97 [5] (0:11.28)	0:45.70 [5] (0:11.20)	0:34.50 [5] (0:11.56)	0:22.94 [4] (0:11.26)	0:11.68 [4] (0:11.68)
Average Speed [km/h]	42.8	64.1	64.3	62.2	64.1	61.5
Top Speed [km/h]	61.8	65.4	67.0	63.4	65.8	65.0
Avg. Dist. to Rail [m]	4.3	1.4	1.4	0.9	2.1	3.8
Avg. Stride Freq. [Hz]	2.5	2.5	2.5	2.5	2.5	2.4
Avg. Stride Length [m]	5.7	7.2	7.3	7.1	7.2	7.2



[] Ranking at each section and finish
 -:-:- No data available at this section
 NA No data available

Horse/Jockey Name	Tiger Jim/Tom Orr
Finish Rank	5
Fastest Section Time (Section)	0:11.15 (1000-800)
Top Speed [km/h] (Section)	66.6 (1000-800)
Race State	Finished



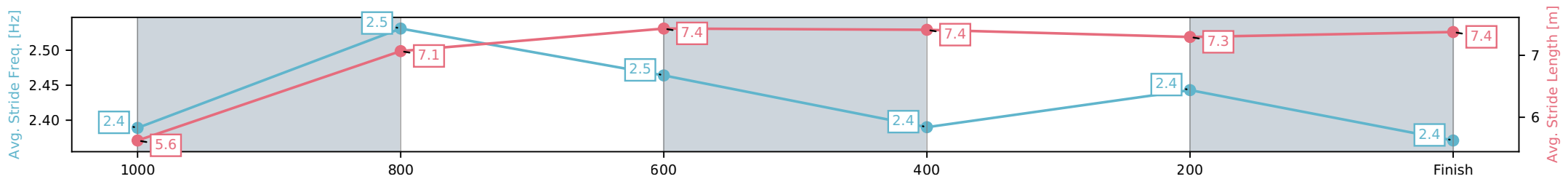
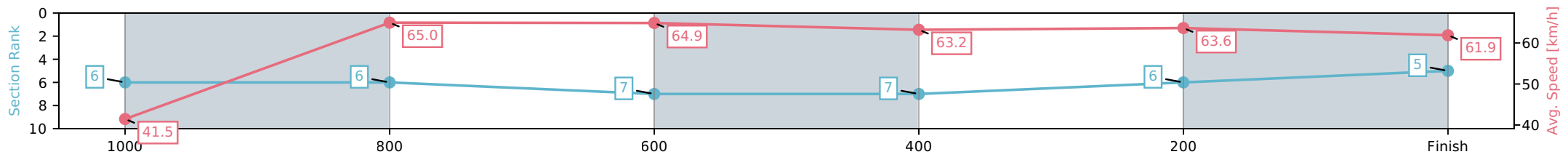
Mackay QLD --Professional-2026-04-02
 Race 3: BOOK FOR AMATEURS SAT 23RD MAY Maiden Plate
 (QTIS bonuses applicable 2&3YO's only) - 1100m



02 April 2026 - 1:20PM

Track Rating: Good 4, Weather: Overcast, Rail Position: True Entire Circuit

Section	L1100	L1000	L800	L600	L400	L200
Section Times	1:05.28 (0:08.42)	0:56.86 [6] (0:11.15)	0:45.71 [7] (0:11.22)	0:34.49 [7] (0:11.60)	0:22.88 [6] (0:11.31)	0:11.58 [5] (0:11.58)
Average Speed [km/h]	41.5	65.0	64.9	63.2	63.6	61.9
Top Speed [km/h]	60.2	66.6	66.2	64.7	64.6	64.1
Avg. Dist. to Rail [m]	9.5	1.9	3.4	2.4	0.9	1.6
Avg. Stride Freq. [Hz]	2.4	2.5	2.5	2.4	2.4	2.4
Avg. Stride Length [m]	5.6	7.1	7.4	7.4	7.3	7.4



[] Ranking at each section and finish
 -:-:- No data available at this section
 NA No data available

Horse/Jockey Name	Streamelot/McKenzie Apel
Finish Rank	6
Fastest Section Time (Section)	0:11.12 (800-600)
Top Speed [km/h] (Section)	66.8 (1000-800)
Race State	Finished



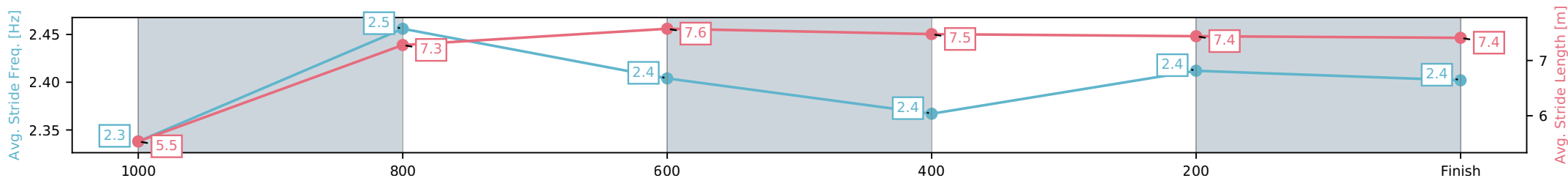
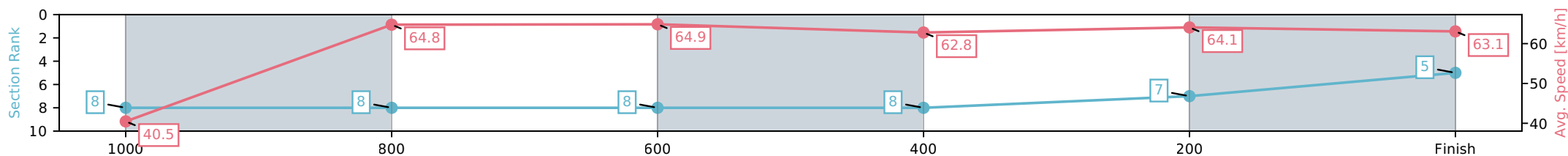
Mackay QLD --Professional-2026-04-02
 Race 3: BOOK FOR AMATEURS SAT 23RD MAY Maiden Plate
 (QTIS bonuses applicable 2&3YO's only) - 1100m



02 April 2026 - 1:20PM

Track Rating: Good 4, Weather: Overcast, Rail Position: True Entire Circuit

Section	L1100	L1000	L800	L600	L400	L200
Section Times	1:05.28 (0:08.64)	0:56.64 [8] (0:11.17)	0:45.47 [8] (0:11.12)	0:34.36 [8] (0:11.55)	0:22.81 [7] (0:11.26)	0:11.55 [5] (0:11.55)
Average Speed [km/h]	40.5	64.8	64.9	62.8	64.1	63.1
Top Speed [km/h]	58.6	66.8	65.6	63.9	64.5	64.4
Avg. Dist. to Rail [m]	10.2	1.6	0.6	1.0	1.8	2.0
Avg. Stride Freq. [Hz]	2.3	2.5	2.4	2.4	2.4	2.4
Avg. Stride Length [m]	5.5	7.3	7.6	7.5	7.4	7.4



[] Ranking at each section and finish
 -:-:- No data available at this section
 NA No data available

Horse/Jockey Name	Embezzles/Chris McIver
Finish Rank	7
Fastest Section Time (Section)	0:11.02 (1000-800)
Top Speed [km/h] (Section)	66.3 (1000-800)
Race State	Finished



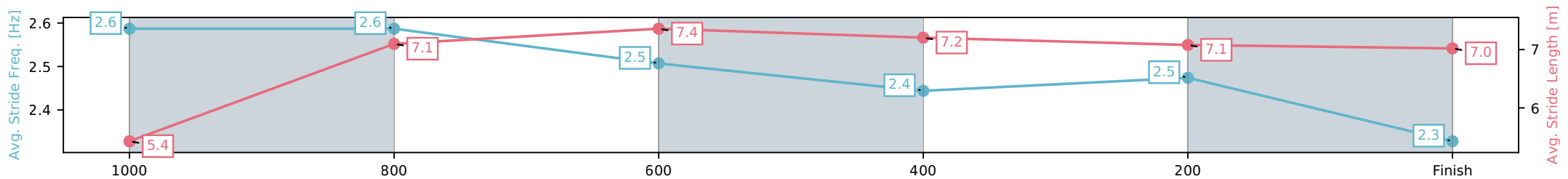
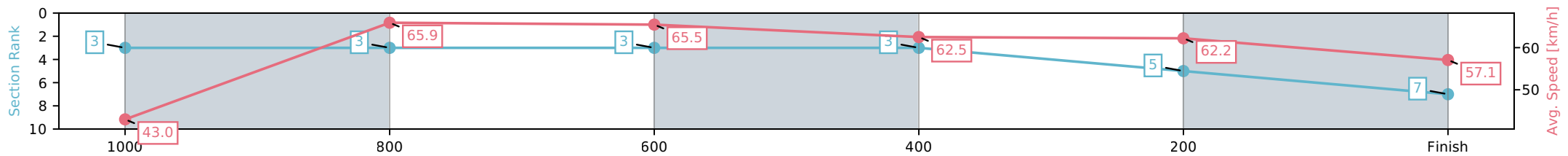
Mackay QLD --Professional-2026-04-02
 Race 3: BOOK FOR AMATEURS SAT 23RD MAY Maiden Plate
 (QTIS bonuses applicable 2&3YO's only) - 1100m



02 April 2026 - 1:20PM

Track Rating: Good 4, Weather: Overcast, Rail Position: True Entire Circuit

Section	L1100	L1000	L800	L600	L400	L200
Section Times	1:06.26 (0:08.10)	0:58.16 [3] (0:11.02)	0:47.14 [3] (0:11.12)	0:36.02 [3] (0:11.72)	0:24.31 [5] (0:11.62)	0:12.69 [7] (0:12.69)
Average Speed [km/h]	43.0	65.9	65.5	62.5	62.2	57.1
Top Speed [km/h]	63.4	66.3	66.3	63.9	62.8	60.3
Avg. Dist. to Rail [m]	8.6	2.7	3.5	2.2	2.6	3.7
Avg. Stride Freq. [Hz]	2.6	2.6	2.5	2.4	2.5	2.3
Avg. Stride Length [m]	5.4	7.1	7.4	7.2	7.1	7.0



- [] Ranking at each section and finish
- :-:- No data available at this section
- NA No data available

Horse/Jockey Name	Jenny/Tahlia Fenlon
Finish Rank	8
Fastest Section Time (Section)	0:11.07 (1000-800)
Top Speed [km/h] (Section)	66.5 (800-600)
Race State	Finished



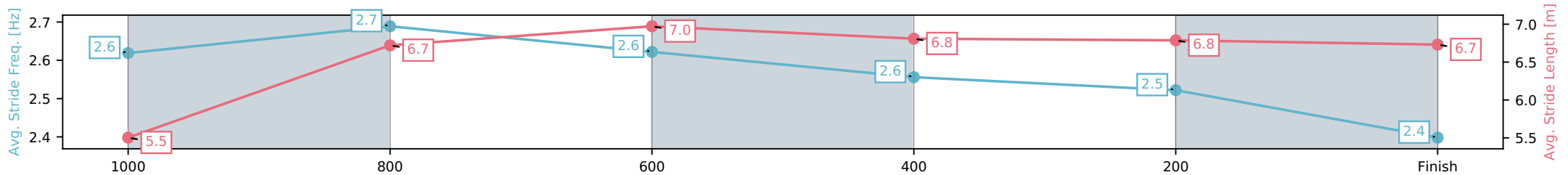
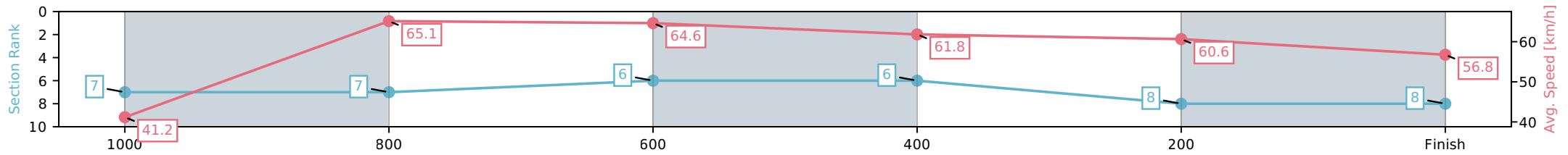
Mackay QLD --Professional-2026-04-02
 Race 3: BOOK FOR AMATEURS SAT 23RD MAY Maiden Plate
 (QTIS bonuses applicable 2&3YO's only) - 1100m



02 April 2026 - 1:20PM

Track Rating: Good 4, Weather: Overcast, Rail Position: True Entire Circuit

Section	L1100	L1000	L800	L600	L400	L200
Section Times	1:07.00 (0:08.51)	0:58.49 [7] (0:11.07)	0:47.42 [6] (0:11.12)	0:36.30 [6] (0:11.60)	0:24.70 [8] (0:11.90)	0:12.81 [8] (0:12.81)
Average Speed [km/h]	41.2	65.1	64.6	61.8	60.6	56.8
Top Speed [km/h]	61.7	66.3	66.5	63.2	61.1	59.1
Avg. Dist. to Rail [m]	6.1	0.7	0.5	0.6	1.5	1.7
Avg. Stride Freq. [Hz]	2.6	2.7	2.6	2.6	2.5	2.4
Avg. Stride Length [m]	5.5	6.7	7.0	6.8	6.8	6.7



- [] Ranking at each section and finish
- :-:- No data available at this section
- NA No data available



Mackay QLD

Race 4: LADBROKES ODDS SURGE QTIS Three-Year-Old Maiden Handicap - 1200m

02 April 2026 - 1:55PM

Track Rating: Good 4, Weather: Overcast, Rail Position: True Entire Circuit



MACKAY TURF CLUB

Ooralea Racecourse

Field Times (Race Tempo) 1:11.50 (0:13.61) 0:57.89 (0:10.67) 0:47.22 (0:11.01) 0:36.21 (0:11.68) 0:24.53 (0:12.05) 0:12.47 (0:12.47)

Rank	TAB#	Horse	Overall Time	First 400m	Top Speed km/h (Section)	L1200	L1000	L800	L600	L400	L200		
	(BAR#)	Jockey	Margin (DT-W)	Last 600m	Fastest Section (Time)	Start - 1000	1000 - 800	800 - 600	600 - 400	400 - 200	200 - Finish		
1	5	Milk Maid	1:11.50	0:24.93	68.7 (1000-800)	1:11.50	0:57.33 [9]	0:46.57 [8]	0:35.38 [9]	0:23.66 [8]	0:11.97 [5]		
	(8)	McKenzie Apel		0:35.38	1000-800 (0:10.76)	(0:14.17)	(0:10.76)	(0:11.19)	(0:11.72)	(0:11.69)	(0:11.97)		
2	7	Frosty's Gotcha	1:11.60	0:24.55	68.3 (1000-800)	1:11.60	0:57.85 [4]	0:47.06 [4]	0:35.90 [4]	0:24.15 [4]	0:12.57 [2]		
	(4)	Amie Meissner	0.5L (-3)	0:35.90	1000-800 (0:10.80)	(0:13.75)	(0:10.80)	(0:11.16)	(0:11.74)	(0:11.59)	(0:12.57)		
3	8	Outcry	1:12.05	0:24.49	67.6 (1000-800)	1:12.05	0:58.44 [1]	0:47.56 [3]	0:36.40 [3]	0:24.69 [2]	0:12.75 [3]		
	(3)	Tahlia Fenlon	3.2L (-1)	0:36.41	1000-800 (0:10.88)	(0:13.61)	(0:10.88)	(0:11.16)	(0:11.72)	(0:11.94)	(0:12.75)		
4	9	Frosty Queen	1:12.07	0:24.95	68.0 (1000-800)	1:12.07	0:57.94 [8]	0:47.12 [9]	0:35.95 [8]	0:24.21 [9]	0:12.34 [8]		
	(6)	Chris Mclver	3.3L (+2)	0:35.96	1000-800 (0:10.82)	(0:14.13)	(0:10.82)	(0:11.17)	(0:11.74)	(0:11.88)	(0:12.34)		
5	4	Madam Nazar	1:12.22	0:24.74	68.1 (1000-800)	1:12.22	0:58.20 [6]	0:47.48 [6]	0:36.34 [6]	0:24.58 [5]	0:12.57 [7]		
	(2)	Chelsea Jokic	4.2L (+0)	0:36.34	1000-800 (0:10.72)	(0:14.02)	(0:10.72)	(0:11.14)	(0:11.76)	(0:12.01)	(0:12.57)		
6	1	Moonya Lad	1:12.24	0:24.40	69.2 (1000-800)	1:12.24	0:58.52 [3]	0:47.84 [2]	0:36.66 [2]	0:24.84 [3]	0:12.80 [4]		
	(9)	Aidan Holt	4.3L (+3)	0:36.67	1000-800 (0:10.68)	(0:13.72)	(0:10.68)	(0:11.18)	(0:11.82)	(0:12.05)	(0:12.80)		
7	6	Viper Room	1:12.24	0:24.28	68.9 (1000-800)	1:12.24	0:58.61 [2]	0:47.96 [1]	0:36.95 [1]	0:25.27 [1]	0:13.22 [1]		
	(5)	Adam Sewell	4.3L (-2)	0:36.95	1000-800 (0:10.65)	(0:13.63)	(0:10.65)	(0:11.01)	(0:11.68)	(0:12.05)	(0:13.22)		
8	3	No Words	1:12.56	0:24.78	67.2 (1000-800)	1:12.56	0:58.70 [5]	0:47.78 [7]	0:36.57 [7]	0:24.90 [6]	0:12.94 [6]		
	(1)	Sean Cormack	6.2L (-2)	0:36.57	1000-800 (0:10.92)	(0:13.86)	(0:10.92)	(0:11.21)	(0:11.68)	(0:11.95)	(0:12.94)		
9	2	Zemoreya	1:13.60	0:24.61	68.8 (1000-800)	1:13.60	0:59.58 [7]	0:48.99 [5]	0:37.86 [5]	0:25.92 [7]	0:13.75 [9]		
	(7)	Ryan Wiggins	12.3L (+5)	0:37.86	1000-800 (0:10.59)	(0:14.02)	(0:10.59)	(0:11.13)	(0:11.94)	(0:12.17)	(0:13.75)		

Report Created: Thu 02 April 2026

(Note: Races are conducted over an approximate distance as close as possible to the advertised distance, and recorded data may vary accordingly. Official times refer to race times only and do not include handicap times.)

[] Position in running at each section and finish TAB# Saddle cloth number

[] Fastest split

-:--:-- No data available at this section

BAR# Barrier/Gate Position

[■] Fastest section

NA No data available

DNF Did not finish

DNT Did not track

DT-W Distance travelled compared to winner in metres

Horse/Jockey Name	Milk Maid/McKenzie Apel
Finish Rank	1
Fastest Section Time (Section)	0:10.76 (1000-800)
Top Speed [km/h] (Section)	68.7 (1000-800)
Race State	Finished



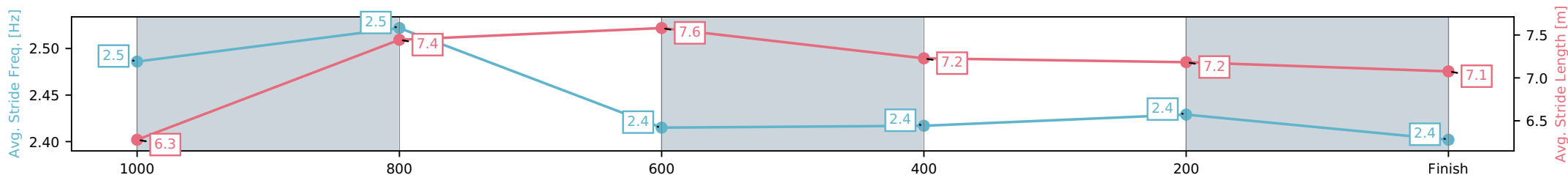
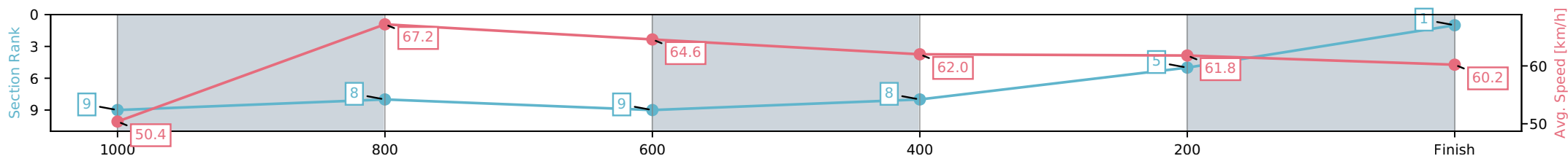
Mackay QLD --Professional-2026-04-02
 Race 4: LADBROKES ODDS SURGE QTIS Three-Year-Old
 Maiden Handicap - 1200m

02 April 2026 - 1:55PM

Track Rating: Good 4, Weather: Overcast, Rail Position: True Entire
 Circuit



Section	L1200	L1000	L800	L600	L400	L200
Section Times	1:11.50 (0:14.17)	0:57.33 [8] (0:10.76)	0:46.57 [9] (0:11.19)	0:35.38 [8] (0:11.72)	0:23.66 [5] (0:11.69)	0:11.97 [1] (0:11.97)
Average Speed [km/h]	50.4	67.2	64.6	62.0	61.8	60.2
Top Speed [km/h]	65.0	68.7	67.4	63.3	62.9	62.2
Avg. Dist. to Rail [m]	5.8	1.5	1.2	1.2	2.6	6.8
Avg. Stride Freq. [Hz]	2.5	2.5	2.4	2.4	2.4	2.4
Avg. Stride Length [m]	6.3	7.4	7.6	7.2	7.2	7.1



[] Ranking at each section and finish
 -:-:- No data available at this section
 NA No data available

Horse/Jockey Name	Frosty's Gotcha/Amie Meissner
Finish Rank	2
Fastest Section Time (Section)	0:10.80 (1000-800)
Top Speed [km/h] (Section)	68.3 (1000-800)
Race State	Finished



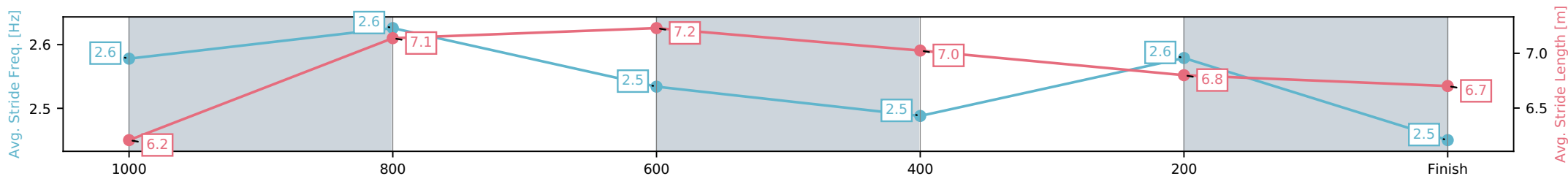
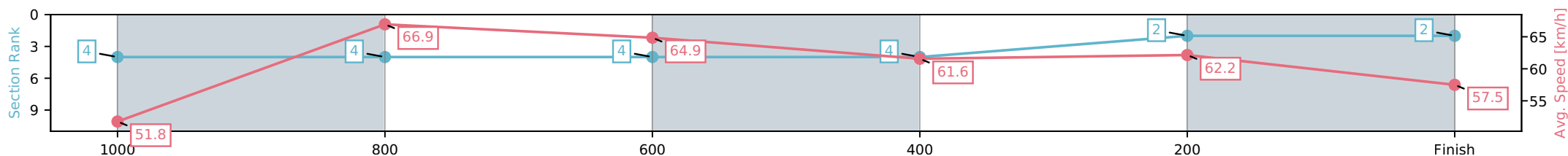
Mackay QLD --Professional-2026-04-02
 Race 4: LADBROKES ODDS SURGE QTIS Three-Year-Old
 Maiden Handicap - 1200m

02 April 2026 - 1:55PM

Track Rating: Good 4, Weather: Overcast, Rail Position: True Entire
 Circuit



Section	L1200	L1000	L800	L600	L400	L200
Section Times	1:11.60 (0:13.75)	0:57.85 [4] (0:10.80)	0:47.06 [4] (0:11.16)	0:35.90 [4] (0:11.74)	0:24.15 [2] (0:11.59)	0:12.57 [2] (0:12.57)
Average Speed [km/h]	51.8	66.9	64.9	61.6	62.2	57.5
Top Speed [km/h]	65.0	68.3	66.5	64.0	63.6	60.8
Avg. Dist. to Rail [m]	3.5	1.8	1.6	0.7	1.6	3.7
Avg. Stride Freq. [Hz]	2.6	2.6	2.5	2.5	2.6	2.5
Avg. Stride Length [m]	6.2	7.1	7.2	7.0	6.8	6.7



[] Ranking at each section and finish
 -:-:- No data available at this section
 NA No data available

Horse/Jockey Name	Outcry/Tahlia Fenlon
Finish Rank	3
Fastest Section Time (Section)	0:10.88 (1000-800)
Top Speed [km/h] (Section)	67.6 (1000-800)
Race State	Finished



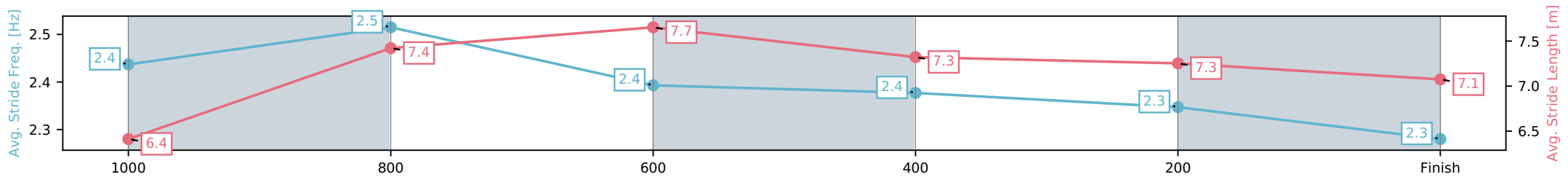
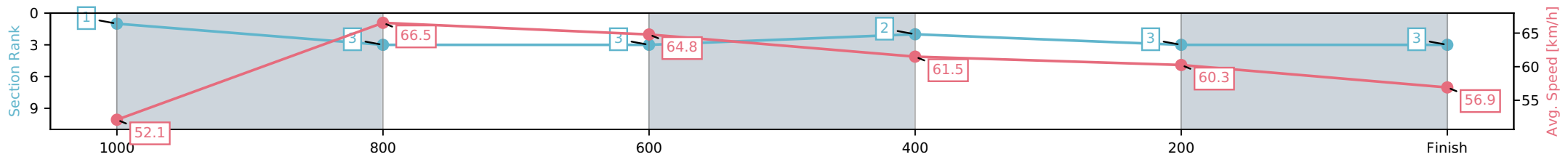
Mackay QLD --Professional-2026-04-02
 Race 4: LADBROKES ODDS SURGE QTIS Three-Year-Old
 Maiden Handicap - 1200m

02 April 2026 - 1:55PM

Track Rating: Good 4, Weather: Overcast, Rail Position: True Entire
 Circuit



Section	L1200	L1000	L800	L600	L400	L200
Section Times	1:12.05 (0:13.61)	0:58.44 [3] (0:10.88)	0:47.56 [3] (0:11.16)	0:36.40 [2] (0:11.72)	0:24.69 [3] (0:11.94)	0:12.75 [3] (0:12.75)
Average Speed [km/h]	52.1	66.5	64.8	61.5	60.3	56.9
Top Speed [km/h]	65.5	67.6	66.0	63.1	61.0	58.6
Avg. Dist. to Rail [m]	2.9	2.0	1.6	0.2	0.4	0.7
Avg. Stride Freq. [Hz]	2.4	2.5	2.4	2.4	2.3	2.3
Avg. Stride Length [m]	6.4	7.4	7.7	7.3	7.3	7.1



[] Ranking at each section and finish
 -:-:- No data available at this section
 NA No data available

Horse/Jockey Name	Frosty Queen/Chris Mclver
Finish Rank	4
Fastest Section Time (Section)	0:10.82 (1000-800)
Top Speed [km/h] (Section)	68.0 (1000-800)
Race State	Finished



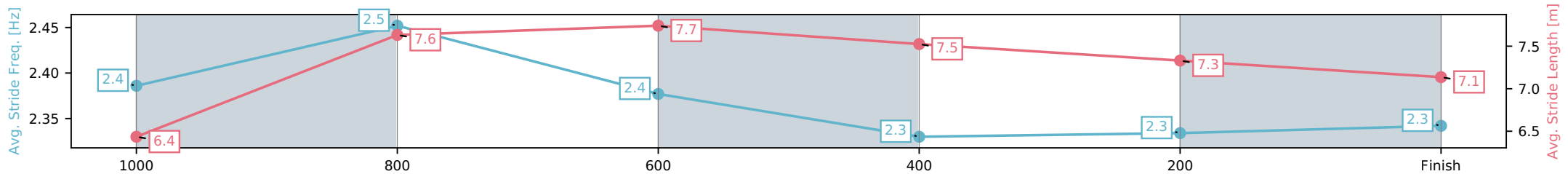
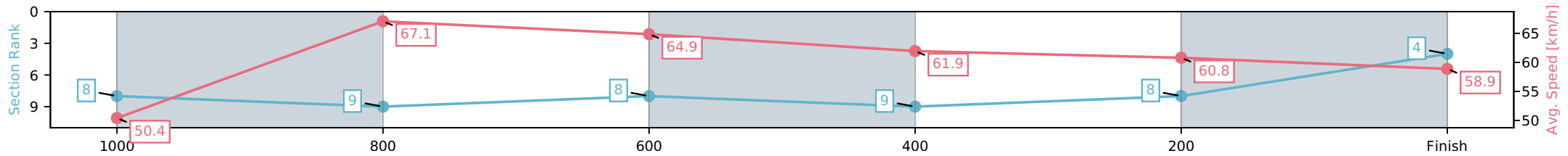
Mackay QLD --Professional-2026-04-02
 Race 4: LADBROKES ODDS SURGE QTIS Three-Year-Old
 Maiden Handicap - 1200m

02 April 2026 - 1:55PM

Track Rating: Good 4, Weather: Overcast, Rail Position: True Entire
 Circuit



Section	L1200	L1000	L800	L600	L400	L200
Section Times	1:12.07 (0:14.13)	0:57.94 [9] (0:10.82)	0:47.12 [8] (0:11.17)	0:35.95 [9] (0:11.74)	0:24.21 [8] (0:11.88)	0:12.34 [4] (0:12.34)
Average Speed [km/h]	50.4	67.1	64.9	61.9	60.8	58.9
Top Speed [km/h]	64.3	68.0	67.5	63.2	61.1	61.0
Avg. Dist. to Rail [m]	5.6	2.5	2.1	1.3	3.0	5.6
Avg. Stride Freq. [Hz]	2.4	2.5	2.4	2.3	2.3	2.3
Avg. Stride Length [m]	6.4	7.6	7.7	7.5	7.3	7.1



- [] Ranking at each section and finish
- :-:- No data available at this section
- NA No data available

Horse/Jockey Name	Madam Nazar/Chelsea Jokic
Finish Rank	5
Fastest Section Time (Section)	0:10.72 (1000-800)
Top Speed [km/h] (Section)	68.1 (1000-800)
Race State	Finished



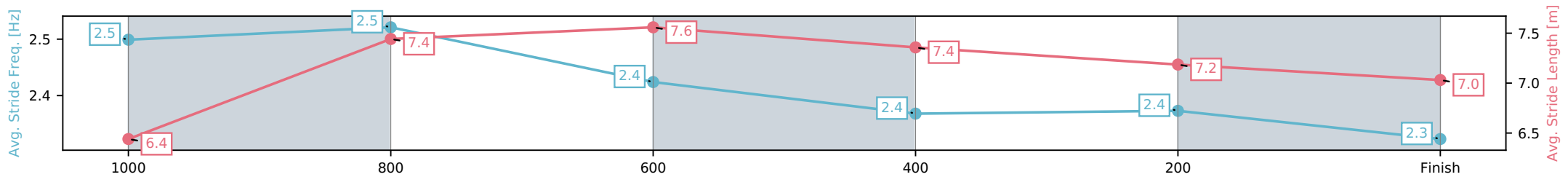
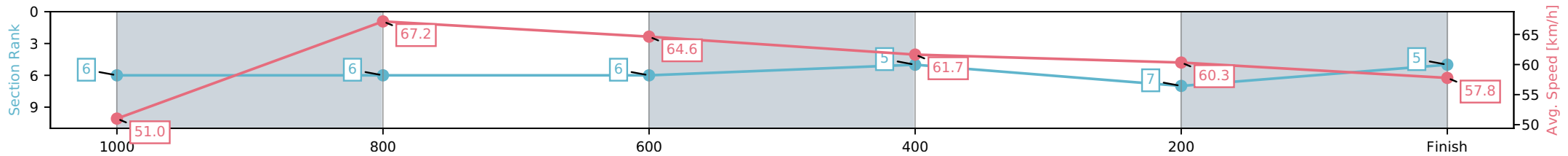
Mackay QLD --Professional-2026-04-02
 Race 4: LADBROKES ODDS SURGE QTIS Three-Year-Old
 Maiden Handicap - 1200m

02 April 2026 - 1:55PM

Track Rating: Good 4, Weather: Overcast, Rail Position: True Entire
 Circuit



Section	L1200	L1000	L800	L600	L400	L200
Section Times	1:12.22 (0:14.02)	0:58.20 [6] (0:10.72)	0:47.48 [6] (0:11.14)	0:36.34 [5] (0:11.76)	0:24.58 [7] (0:12.01)	0:12.57 [5] (0:12.57)
Average Speed [km/h]	51.0	67.2	64.6	61.7	60.3	57.8
Top Speed [km/h]	65.3	68.1	67.3	63.6	61.7	59.6
Avg. Dist. to Rail [m]	2.6	0.5	0.3	1.3	4.5	8.6
Avg. Stride Freq. [Hz]	2.5	2.5	2.4	2.4	2.4	2.3
Avg. Stride Length [m]	6.4	7.4	7.6	7.4	7.2	7.0



- [] Ranking at each section and finish
- :-:- No data available at this section
- NA No data available

Horse/Jockey Name	Moonya Lad/Aidan Holt
Finish Rank	6
Fastest Section Time (Section)	0:10.68 (1000-800)
Top Speed [km/h] (Section)	69.2 (1000-800)
Race State	Finished



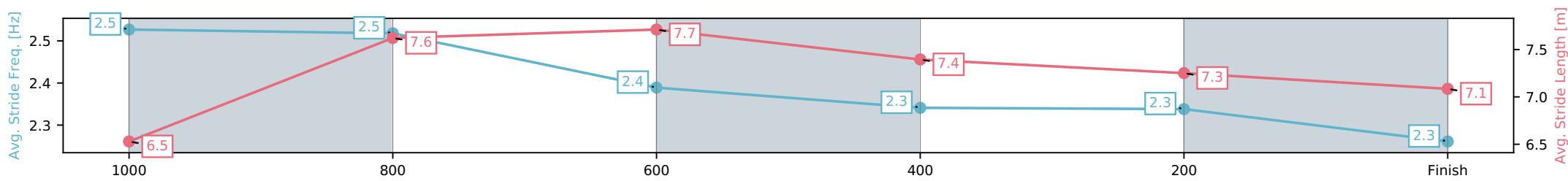
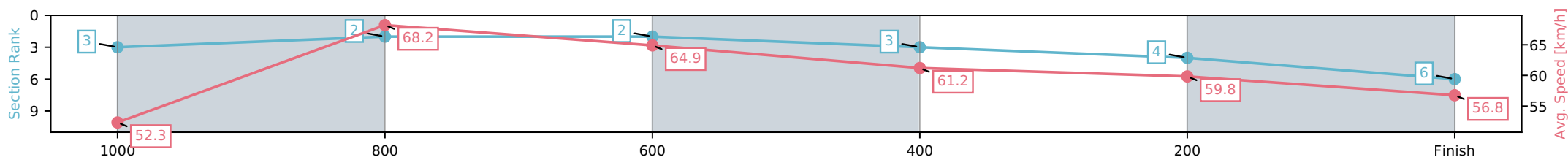
Mackay QLD --Professional-2026-04-02
 Race 4: LADBROKES ODDS SURGE QTIS Three-Year-Old
 Maiden Handicap - 1200m



02 April 2026 - 1:55PM

Track Rating: Good 4, Weather: Overcast, Rail Position: True Entire
 Circuit

Section	L1200	L1000	L800	L600	L400	L200
Section Times	1:12.24 (0:13.72)	0:58.52 [2] (0:10.68)	0:47.84 [2] (0:11.18)	0:36.66 [3] (0:11.82)	0:24.84 [4] (0:12.05)	0:12.80 [6] (0:12.80)
Average Speed [km/h]	52.3	68.2	64.9	61.2	59.8	56.8
Top Speed [km/h]	68.2	69.2	67.4	62.1	61.2	60.4
Avg. Dist. to Rail [m]	9.3	4.0	2.4	0.7	1.3	3.3
Avg. Stride Freq. [Hz]	2.5	2.5	2.4	2.3	2.3	2.3
Avg. Stride Length [m]	6.5	7.6	7.7	7.4	7.3	7.1



[] Ranking at each section and finish
 -:-:- No data available at this section
 NA No data available

Horse/Jockey Name	Viper Room/Adam Sewell
Finish Rank	7
Fastest Section Time (Section)	0:10.65 (1000-800)
Top Speed [km/h] (Section)	68.9 (1000-800)
Race State	Finished



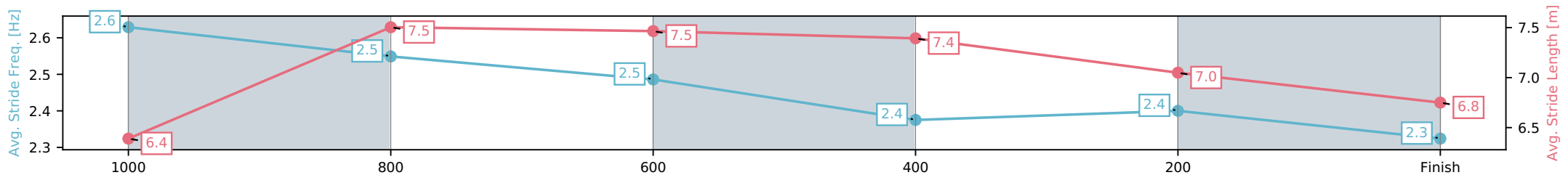
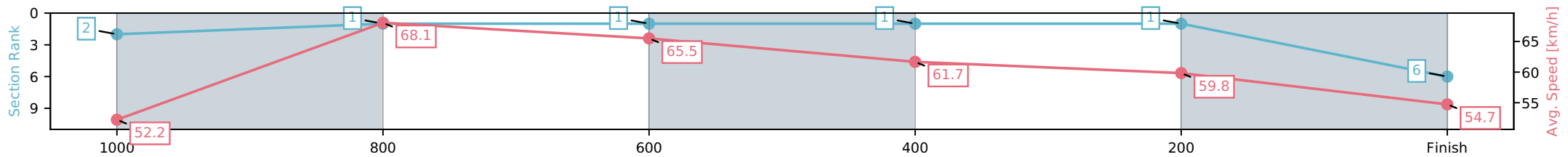
Mackay QLD --Professional-2026-04-02
 Race 4: LADBROKES ODDS SURGE QTIS Three-Year-Old
 Maiden Handicap - 1200m

02 April 2026 - 1:55PM

Track Rating: Good 4, Weather: Overcast, Rail Position: True Entire
 Circuit



Section	L1200	L1000	L800	L600	L400	L200
Section Times	1:12.24 (0:13.63)	0:58.61 [1] (0:10.65)	0:47.96 [1] (0:11.01)	0:36.95 [1] (0:11.68)	0:25.27 [1] (0:12.05)	0:13.22 [6] (0:13.22)
Average Speed [km/h]	52.2	68.1	65.5	61.7	59.8	54.7
Top Speed [km/h]	68.2	68.9	66.9	64.3	61.9	58.5
Avg. Dist. to Rail [m]	5.3	2.1	0.9	0.2	2.4	4.4
Avg. Stride Freq. [Hz]	2.6	2.5	2.5	2.4	2.4	2.3
Avg. Stride Length [m]	6.4	7.5	7.5	7.4	7.0	6.8



[] Ranking at each section and finish
 -:-:- No data available at this section
 NA No data available

Horse/Jockey Name	No Words/Sean Cormack
Finish Rank	8
Fastest Section Time (Section)	0:10.92 (1000-800)
Top Speed [km/h] (Section)	67.2 (1000-800)
Race State	Finished



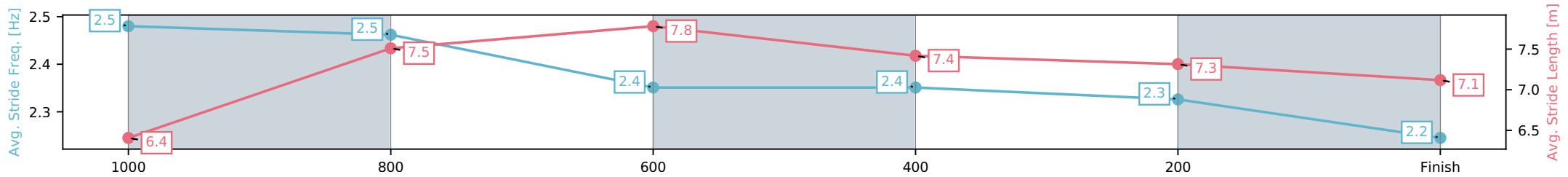
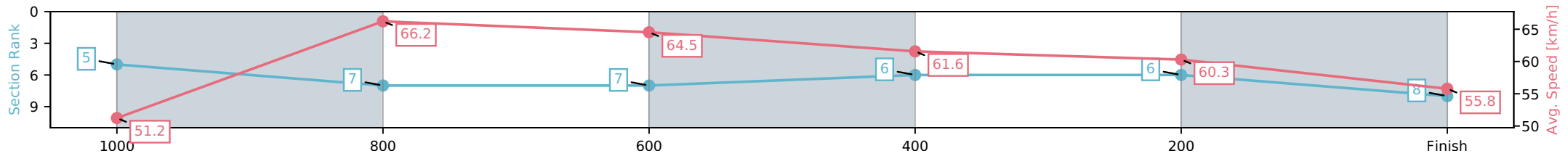
Mackay QLD --Professional-2026-04-02
 Race 4: LADBROKES ODDS SURGE QTIS Three-Year-Old
 Maiden Handicap - 1200m



02 April 2026 - 1:55PM

Track Rating: Good 4, Weather: Overcast, Rail Position: True Entire
 Circuit

Section	L1200	L1000	L800	L600	L400	L200
Section Times	1:12.56 (0:13.86)	0:58.70 [7] (0:10.92)	0:47.78 [7] (0:11.21)	0:36.57 [6] (0:11.68)	0:24.90 [6] (0:11.95)	0:12.94 [8] (0:12.94)
Average Speed [km/h]	51.2	66.2	64.5	61.6	60.3	55.8
Top Speed [km/h]	64.3	67.2	66.3	63.7	61.6	59.0
Avg. Dist. to Rail [m]	1.9	1.7	1.7	0.3	2.4	6.3
Avg. Stride Freq. [Hz]	2.5	2.5	2.4	2.4	2.3	2.2
Avg. Stride Length [m]	6.4	7.5	7.8	7.4	7.3	7.1



- [] Ranking at each section and finish
- :-:- No data available at this section
- NA No data available

Horse/Jockey Name	Zemoreya/Ryan Wiggins
Finish Rank	9
Fastest Section Time (Section)	0:10.59 (1000-800)
Top Speed [km/h] (Section)	68.8 (1000-800)
Race State	Finished



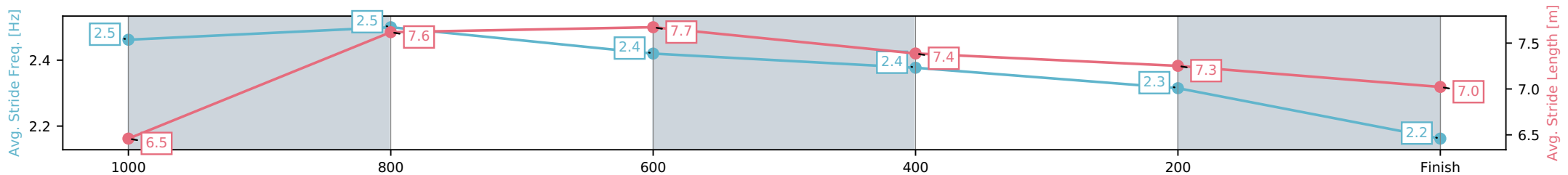
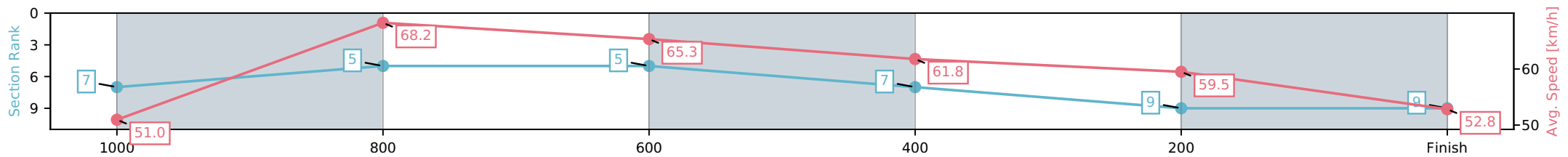
Mackay QLD --Professional-2026-04-02
 Race 4: LADBROKES ODDS SURGE QTIS Three-Year-Old
 Maiden Handicap - 1200m

02 April 2026 - 1:55PM

Track Rating: Good 4, Weather: Overcast, Rail Position: True Entire
 Circuit



Section	L1200	L1000	L800	L600	L400	L200
Section Times	1:13.60 (0:14.02)	0:59.58 [5] (0:10.59)	0:48.99 [5] (0:11.13)	0:37.86 [7] (0:11.94)	0:25.92 [9] (0:12.17)	0:13.75 [9] (0:13.75)
Average Speed [km/h]	51.0	68.2	65.3	61.8	59.5	52.8
Top Speed [km/h]	66.3	68.8	68.2	63.2	60.0	58.2
Avg. Dist. to Rail [m]	4.9	1.3	3.0	3.2	4.8	6.7
Avg. Stride Freq. [Hz]	2.5	2.5	2.4	2.4	2.3	2.2
Avg. Stride Length [m]	6.5	7.6	7.7	7.4	7.3	7.0



- [] Ranking at each section and finish
- :-:- No data available at this section
- NA No data available



Mackay QLD

Race 5: BOOK EVENT CENTRE FOR FUNCTIONS BENCHMARK 60 Handicap - 1800m

02 April 2026 - 2:30PM

Track Rating: Good 4, Weather: Overcast, Rail Position: True Entire Circuit



MACKAY TURF CLUB

Ooralea Racecourse

Field Times (Race Tempo) 1:49.78 (0:14.00) 1:35.78 (0:11.46) 1:24.32 (0:12.15) 1:12.17 (0:12.58) 0:59.59 (0:11.62) 0:47.97 (0:11.74) 0:36.23 (0:12.40) 0:23.83 (0:12.04)

Rank	TAB#	Horse	Overall Time	First 400m	Top Speed km/h (Section)	L1800	L1600	L1400	L1200	L1000	L800	L600	L400
	(BAR#)	Jockey	Margin (DT-W)	Last 600m	Fastest Section (Time)	Start - 1600	1600 - 1400	1400 - 1200	1200 - 1000	1000 - 800	800 - 600	600 - 400	400 - 200
1	1	More Trouble	1:49.78	0:25.92	63.4 (1600-1400)	1:49.78	1:35.43 [5]	1:23.86 [5]	1:11.71 [4]	0:58.94 [4]	0:46.93 [4]	0:35.17 [4]	0:23.32 [4]
	(6)	Sean Cormack		0:35.17	400-200 (0:11.53)	(0:14.35)	(0:11.57)	(0:12.14)	(0:12.77)	(0:12.01)	(0:11.77)	(0:11.85)	(0:11.53)
2	5	Kayleen's Profit	1:50.70	0:25.69	65.2 (1600-1400)	1:50.70	1:36.63 [4]	1:25.01 [3]	1:12.78 [2]	1:00.04 [3]	0:48.08 [3]	0:36.25 [3]	0:24.28 [2]
	(5)	McKenzie Apel	5.4L (-1)	0:36.25	1600-1400 (0:11.62)	(0:14.07)	(0:11.62)	(0:12.23)	(0:12.73)	(0:11.96)	(0:11.83)	(0:11.97)	(0:11.95)
3	3	Bo Bo Beware	1:50.96	0:25.91	63.3 (1600-1400)	1:50.96	1:36.90 [3]	1:25.05 [4]	1:12.87 [5]	0:59.87 [7]	0:47.75 [6]	0:35.85 [7]	0:23.88 [6]
	(1)	Warwick Satherley	6.9L (-4)	0:35.85	400-200 (0:11.83)	(0:14.06)	(0:11.85)	(0:12.18)	(0:13.00)	(0:12.12)	(0:11.90)	(0:11.97)	(0:11.83)
4	4	Kings Castle	1:51.29	0:26.60	62.7 (1600-1400)	1:51.29	1:36.43 [7]	1:24.69 [7]	1:12.88 [7]	1:00.20 [6]	0:48.05 [7]	0:36.29 [5]	0:24.34 [5]
	(2)	Ryan Wiggins	8.9L (-2)	0:36.29	1600-1400 (0:11.74)	(0:14.86)	(0:11.74)	(0:11.82)	(0:12.67)	(0:12.15)	(0:11.76)	(0:11.94)	(0:12.05)
5	6	Khamis	1:51.45	0:26.16	63.7 (1600-1400)	1:51.45	1:36.91 [6]	1:25.29 [6]	1:13.32 [6]	1:01.26 [1]	0:49.64 [1]	0:37.90 [1]	0:25.50 [1]
	(4)	Tahlia Fenlon	9.8L (-2)	0:37.90	1000-800 (0:11.62)	(0:14.54)	(0:11.62)	(0:11.96)	(0:12.06)	(0:11.62)	(0:11.74)	(0:12.40)	(0:12.67)
6	8	Shadow Project	1:52.15	0:25.56	64.4 (1600-1400)	1:52.15	1:38.11 [2]	1:26.58 [2]	1:14.12 [3]	1:01.18 [5]	0:49.04 [5]	0:37.08 [6]	0:24.75 [7]
	(3)	Chris McIver	13.9L (-6)	0:37.08	1600-1400 (0:11.52)	(0:14.04)	(0:11.52)	(0:12.46)	(0:12.94)	(0:12.14)	(0:11.96)	(0:12.33)	(0:12.28)
7	7	Store Beach	1:52.26	0:25.46	65.7 (1600-1400)	1:52.26	1:38.26 [1]	1:26.80 [1]	1:14.65 [1]	1:01.76 [2]	0:49.97 [2]	0:38.07 [2]	0:25.81 [3]
	(7)	Tasha Chambers	14.6L (-4)	0:38.07	1600-1400 (0:11.46)	(0:14.00)	(0:11.46)	(0:12.15)	(0:12.88)	(0:11.79)	(0:11.90)	(0:12.26)	(0:12.53)

Scratched: Bavarian Lady (#2)

Report Created: Thu 02 April 2026

(Note: Races are conducted over an approximate distance as close as possible to the advertised distance, and recorded data may vary accordingly. Official times refer to race times only and do not include handicap times.)

[] Position in running at each section and finish TAB# Saddle cloth number

-:--:-- No data available at this section

NA No data available

DNT Did not track

BAR# Barrier/Gate Position

DNF Did not finish

DT-W Distance travelled compared to winner in metres

[] Fastest split

[■] Fastest section



Mackay QLD

Race 5: BOOK EVENT CENTRE FOR FUNCTIONS BENCHMARK 60 Handicap - 1800m

02 April 2026 - 2:30PM

Track Rating: Good 4, Weather: Overcast, Rail Position: True Entire Circuit



MACKAY TURF CLUB

Ooralea Racecourse

Field Times 0:11.79
(Race Tempo) (0:11.79)

Rank	TAB#	Horse	Overall Time	First 400m	Top Speed km/h (Section)	L200								
	(BAR#)	Jockey	Margin (DT-W)	Last 600m	Fastest Section (Time)	200 - Finish								
1	1	More Trouble	1:49.78	0:25.92	63.4 (1600-1400)	0:11.79 [1]								
	(6)	Sean Cormack		0:35.17	400-200 (0:11.53)	(0:11.79)								
2	5	Kayleen's Profit	1:50.70	0:25.69	65.2 (1600-1400)	0:12.33 [2]								
	(5)	McKenzie Apel	5.4L (-1)	0:36.25	1600-1400 (0:11.62)	(0:12.33)								
3	3	Bo Bo Beware	1:50.96	0:25.91	63.3 (1600-1400)	0:12.05 [4]								
	(1)	Warwick Satherley	6.9L (-4)	0:35.85	400-200 (0:11.83)	(0:12.05)								
4	4	Kings Castle	1:51.29	0:26.60	62.7 (1600-1400)	0:12.30 [6]								
	(2)	Ryan Wiggins	8.9L (-2)	0:36.29	1600-1400 (0:11.74)	(0:12.30)								
5	6	Khamis	1:51.45	0:26.16	63.7 (1600-1400)	0:12.83 [3]								
	(4)	Tahlia Fenlon	9.8L (-2)	0:37.90	1000-800 (0:11.62)	(0:12.83)								
6	8	Shadow Project	1:52.15	0:25.56	64.4 (1600-1400)	0:12.47 [7]								
	(3)	Chris McIver	13.9L (-6)	0:37.08	1600-1400 (0:11.52)	(0:12.47)								
7	7	Store Beach	1:52.26	0:25.46	65.7 (1600-1400)	0:13.28 [5]								
	(7)	Tasha Chambers	14.6L (-4)	0:38.07	1600-1400 (0:11.46)	(0:13.28)								

Scratched: Bavarian Lady (#2)

Report Created: Thu 02 April 2026

(Note: Races are conducted over an approximate distance as close as possible to the advertised distance, and recorded data may vary accordingly. Official times refer to race times only and do not include handicap times.)

[] Position in running at each section and finish TAB# Saddle cloth number

-:--:-- No data available at this section

NA No data available

DNT Did not track

BAR# Barrier/Gate Position

DNF Did not finish

DT-W Distance travelled compared to winner in metres

Fastest split

Fastest section

Horse/Jockey Name	More Trouble/Sean Cormack
Finish Rank	1
Fastest Section Time (Section)	0:11.53 (400-200)
Top Speed [km/h] (Section)	63.4 (1600-1400)
Race State	Finished



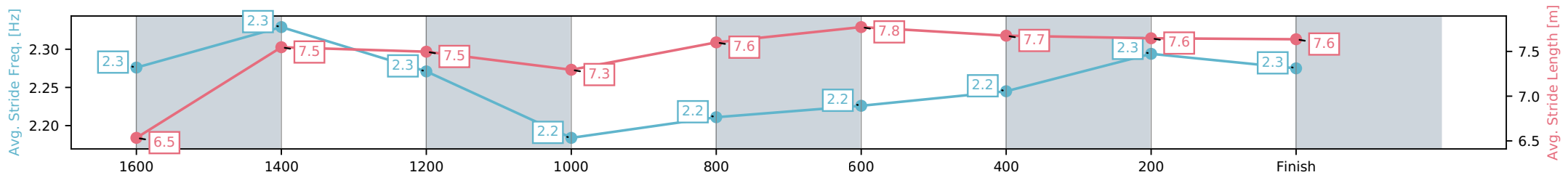
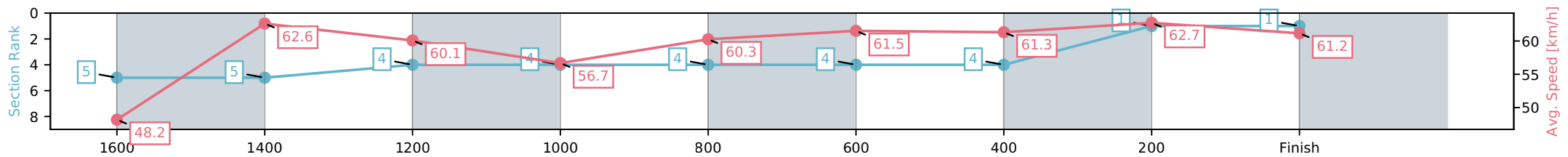
Mackay QLD --Professional-2026-04-02
 Race 5: BOOK EVENT CENTRE FOR FUNCTIONS
 BENCHMARK 60 Handicap - 1800m



02 April 2026 - 2:30PM

Track Rating: Good 4, Weather: Overcast, Rail Position: True Entire Circuit

Section	L1800	L1600	L1400	L1200	L1000	L800	L600	L400	L200
Section Times	1:49.78 (0:14.35)	1:35.43 [5] (0:11.57)	1:23.86 [4] (0:12.14)	1:11.71 [4] (0:12.77)	0:58.94 [4] (0:12.01)	0:46.93 [4] (0:11.77)	0:35.17 [4] (0:11.85)	0:23.32 [1] (0:11.53)	0:11.79 [1] (0:11.79)
Average Speed [km/h]	48.2	62.6	60.1	56.7	60.3	61.5	61.3	62.7	61.2
Top Speed [km/h]	62.3	63.4	61.4	58.4	61.4	62.4	62.3	63.2	62.9
Avg. Dist. to Rail [m]	6.0	1.2	2.2	2.5	1.7	1.9	1.3	3.6	6.3
Avg. Stride Freq. [Hz]	2.3	2.3	2.3	2.2	2.2	2.2	2.2	2.3	2.3
Avg. Stride Length [m]	6.5	7.5	7.5	7.3	7.6	7.8	7.7	7.6	7.6



- [] Ranking at each section and finish
- :-:- No data available at this section
- NA No data available

Horse/Jockey Name	Kayleen's Profit/McKenzie Apel
Finish Rank	2
Fastest Section Time (Section)	0:11.62 (1600-1400)
Top Speed [km/h] (Section)	65.2 (1600-1400)
Race State	Finished



Mackay QLD --Professional-2026-04-02

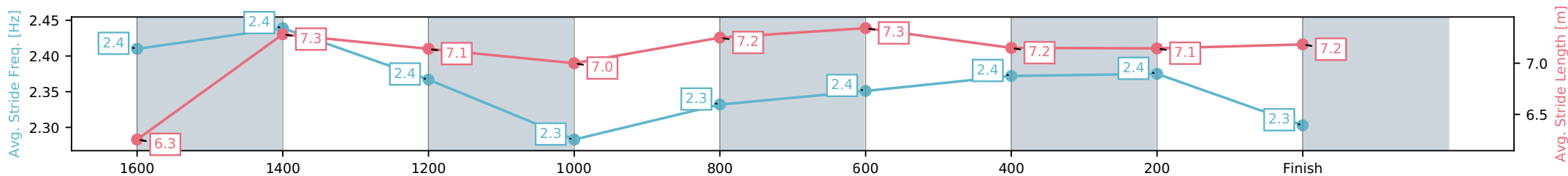
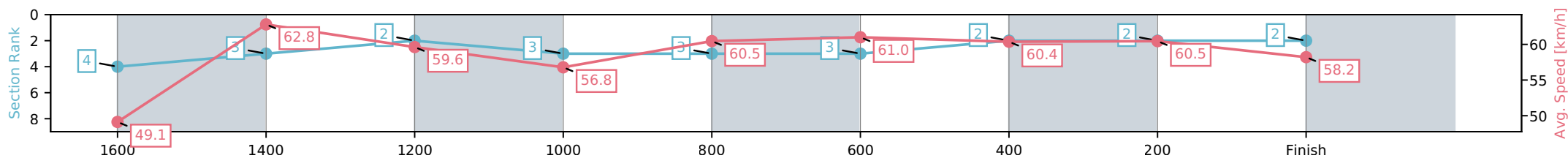
Race 5: BOOK EVENT CENTRE FOR FUNCTIONS
BENCHMARK 60 Handicap - 1800m

02 April 2026 - 2:30PM

Track Rating: Good 4, Weather: Overcast, Rail Position: True Entire Circuit



Section	L1800	L1600	L1400	L1200	L1000	L800	L600	L400	L200
Section Times	1:50.70 (0:14.07)	1:36.63 [3] (0:11.62)	1:25.01 [2] (0:12.23)	1:12.78 [3] (0:12.73)	1:00.04 [3] (0:11.96)	0:48.08 [3] (0:11.83)	0:36.25 [2] (0:11.97)	0:24.28 [2] (0:11.95)	0:12.33 [2] (0:12.33)
Average Speed [km/h]	49.1	62.8	59.6	56.8	60.5	61.0	60.4	60.5	58.2
Top Speed [km/h]	64.1	65.2	61.9	59.0	62.0	61.9	61.0	61.9	59.3
Avg. Dist. to Rail [m]	5.8	2.3	2.1	1.7	1.5	1.0	0.7	2.4	5.9
Avg. Stride Freq. [Hz]	2.4	2.4	2.4	2.3	2.3	2.4	2.4	2.4	2.3
Avg. Stride Length [m]	6.3	7.3	7.1	7.0	7.2	7.3	7.2	7.1	7.2



[] Ranking at each section and finish
 -:-:- No data available at this section
 NA No data available

Horse/Jockey Name	Bo Bo Beware/Warwick Satherley
Finish Rank	3
Fastest Section Time (Section)	0:11.83 (400-200)
Top Speed [km/h] (Section)	63.3 (1600-1400)
Race State	Finished



Mackay QLD --Professional-2026-04-02

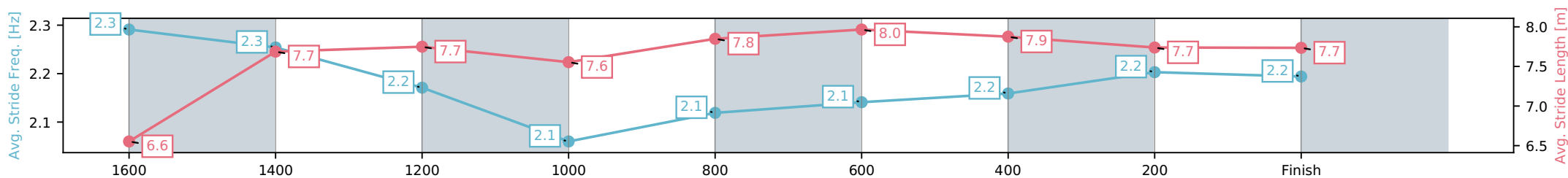
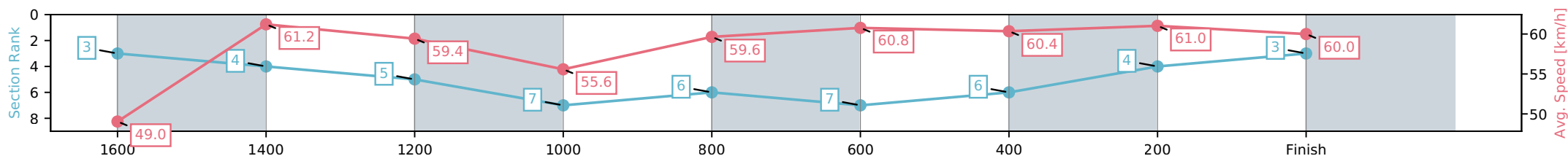
Race 5: BOOK EVENT CENTRE FOR FUNCTIONS
BENCHMARK 60 Handicap - 1800m

02 April 2026 - 2:30PM

Track Rating: Good 4, Weather: Overcast, Rail Position: True Entire
Circuit



Section	L1800	L1600	L1400	L1200	L1000	L800	L600	L400	L200
Section Times	1:50.96 (0:14.06)	1:36.90 [4] (0:11.85)	1:25.05 [5] (0:12.18)	1:12.87 [7] (0:13.00)	0:59.87 [6] (0:12.12)	0:47.75 [7] (0:11.90)	0:35.85 [6] (0:11.97)	0:23.88 [4] (0:11.83)	0:12.05 [3] (0:12.05)
Average Speed [km/h]	49.0	61.2	59.4	55.6	59.6	60.8	60.4	61.0	60.0
Top Speed [km/h]	63.0	63.3	61.5	57.5	60.4	61.6	61.2	61.9	61.6
Avg. Dist. to Rail [m]	3.3	1.2	0.9	1.3	1.4	1.8	0.4	2.3	4.3
Avg. Stride Freq. [Hz]	2.3	2.3	2.2	2.1	2.1	2.1	2.2	2.2	2.2
Avg. Stride Length [m]	6.6	7.7	7.7	7.6	7.8	8.0	7.9	7.7	7.7



[] Ranking at each section and finish
 -:-:- No data available at this section
 NA No data available

Horse/Jockey Name	Kings Castle/Ryan Wiggins
Finish Rank	4
Fastest Section Time (Section)	0:11.74 (1600-1400)
Top Speed [km/h] (Section)	62.7 (1600-1400)
Race State	Finished



Mackay QLD --Professional-2026-04-02

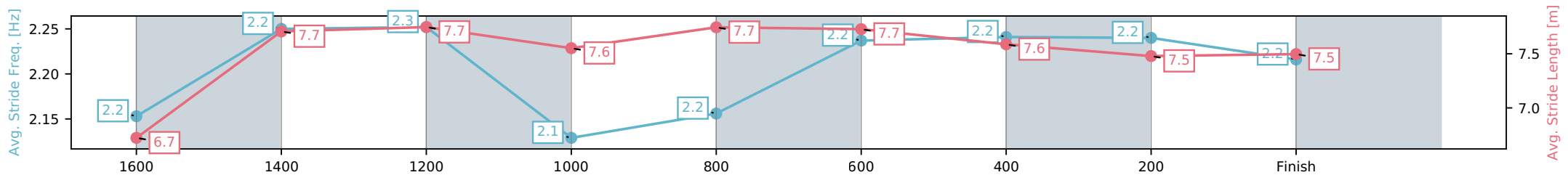
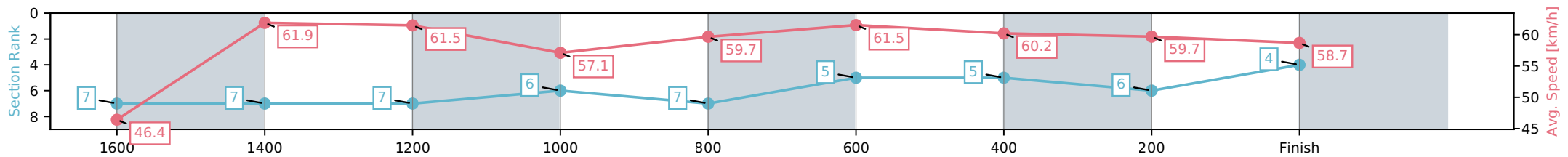
Race 5: BOOK EVENT CENTRE FOR FUNCTIONS
BENCHMARK 60 Handicap - 1800m

02 April 2026 - 2:30PM

Track Rating: Good 4, Weather: Overcast, Rail Position: True Entire
Circuit



Section	L1800	L1600	L1400	L1200	L1000	L800	L600	L400	L200
Section Times	1:51.29 (0:14.86)	1:36.43 [7] (0:11.74)	1:24.69 [7] (0:11.82)	1:12.88 [6] (0:12.67)	1:00.20 [7] (0:12.15)	0:48.05 [5] (0:11.76)	0:36.29 [5] (0:11.94)	0:24.34 [6] (0:12.05)	0:12.30 [4] (0:12.30)
Average Speed [km/h]	46.4	61.9	61.5	57.1	59.7	61.5	60.2	59.7	58.7
Top Speed [km/h]	60.8	62.7	62.4	58.6	60.6	62.2	61.8	60.2	60.2
Avg. Dist. to Rail [m]	3.2	1.5	1.4	2.2	2.4	1.9	0.3	1.6	4.4
Avg. Stride Freq. [Hz]	2.2	2.2	2.3	2.1	2.2	2.2	2.2	2.2	2.2
Avg. Stride Length [m]	6.7	7.7	7.7	7.6	7.7	7.7	7.6	7.5	7.5



[] Ranking at each section and finish
 -:-:- No data available at this section
 NA No data available

Horse/Jockey Name	Khamis/Tahlia Fenlon
Finish Rank	5
Fastest Section Time (Section)	0:11.62 (1000-800)
Top Speed [km/h] (Section)	63.7 (1600-1400)
Race State	Finished



Mackay QLD --Professional-2026-04-02

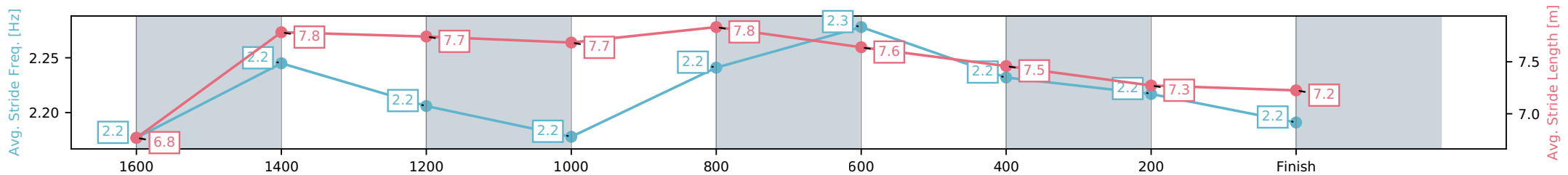
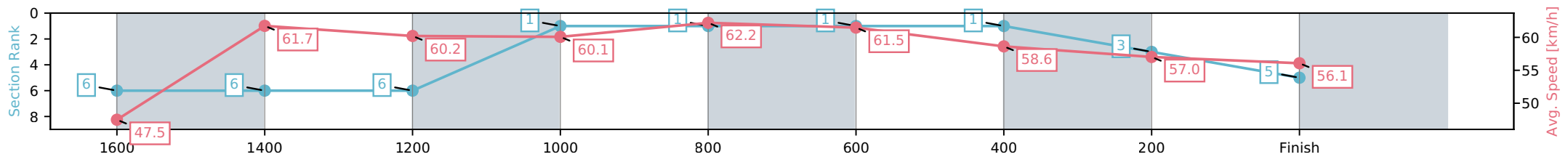
Race 5: BOOK EVENT CENTRE FOR FUNCTIONS
BENCHMARK 60 Handicap - 1800m

02 April 2026 - 2:30PM

Track Rating: Good 4, Weather: Overcast, Rail Position: True Entire Circuit



Section	L1800	L1600	L1400	L1200	L1000	L800	L600	L400	L200
Section Times	1:51.45 (0:14.54)	1:36.91 [6] (0:11.62)	1:25.29 [6] (0:11.96)	1:13.32 [1] (0:12.06)	1:01.26 [1] (0:11.62)	0:49.64 [1] (0:11.74)	0:37.90 [1] (0:12.40)	0:25.50 [3] (0:12.67)	0:12.83 [5] (0:12.83)
Average Speed [km/h]	47.5	61.7	60.2	60.1	62.2	61.5	58.6	57.0	56.1
Top Speed [km/h]	63.5	63.7	61.6	63.4	63.5	62.0	59.9	57.6	57.9
Avg. Dist. to Rail [m]	3.5	0.5	1.1	2.9	1.2	1.3	1.3	1.6	1.4
Avg. Stride Freq. [Hz]	2.2	2.2	2.2	2.2	2.2	2.3	2.2	2.2	2.2
Avg. Stride Length [m]	6.8	7.8	7.7	7.7	7.8	7.6	7.5	7.3	7.2



- [] Ranking at each section and finish
- :-:- No data available at this section
- NA No data available

Horse/Jockey Name	Shadow Project/Chris McIver
Finish Rank	6
Fastest Section Time (Section)	0:11.52 (1600-1400)
Top Speed [km/h] (Section)	64.4 (1600-1400)
Race State	Finished



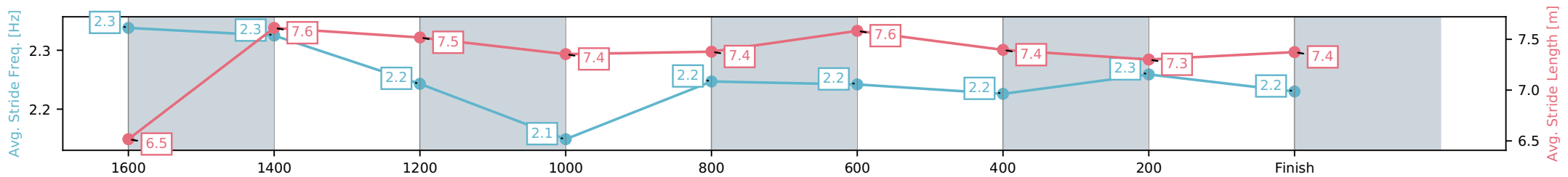
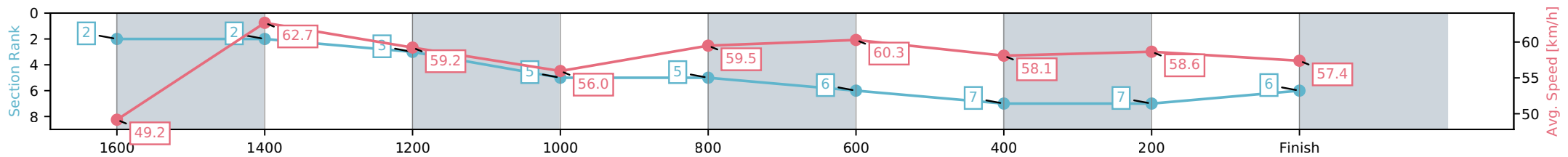
Mackay QLD --Professional-2026-04-02
 Race 5: BOOK EVENT CENTRE FOR FUNCTIONS
 BENCHMARK 60 Handicap - 1800m



02 April 2026 - 2:30PM

Track Rating: Good 4, Weather: Overcast, Rail Position: True Entire
 Circuit

Section	L1800	L1600	L1400	L1200	L1000	L800	L600	L400	L200
Section Times	1:52.15 (0:14.04)	1:38.11 [2] (0:11.52)	1:26.58 [3] (0:12.46)	1:14.12 [5] (0:12.94)	1:01.18 [5] (0:12.14)	0:49.04 [6] (0:11.96)	0:37.08 [7] (0:12.33)	0:24.75 [7] (0:12.28)	0:12.47 [6] (0:12.47)
Average Speed [km/h]	49.2	62.7	59.2	56.0	59.5	60.3	58.1	58.6	57.4
Top Speed [km/h]	63.8	64.4	61.5	57.6	60.2	60.9	59.6	60.3	60.4
Avg. Dist. to Rail [m]	3.5	0.8	4.1	2.8	1.3	0.8	0.7	2.1	5.1
Avg. Stride Freq. [Hz]	2.3	2.3	2.2	2.1	2.2	2.2	2.2	2.3	2.2
Avg. Stride Length [m]	6.5	7.6	7.5	7.4	7.4	7.6	7.4	7.3	7.4



[] Ranking at each section and finish
 -:-:- No data available at this section
 NA No data available

Horse/Jockey Name	Store Beach/Tasha Chambers
Finish Rank	7
Fastest Section Time (Section)	0:11.46 (1600-1400)
Top Speed [km/h] (Section)	65.7 (1600-1400)
Race State	Finished



Mackay QLD --Professional-2026-04-02

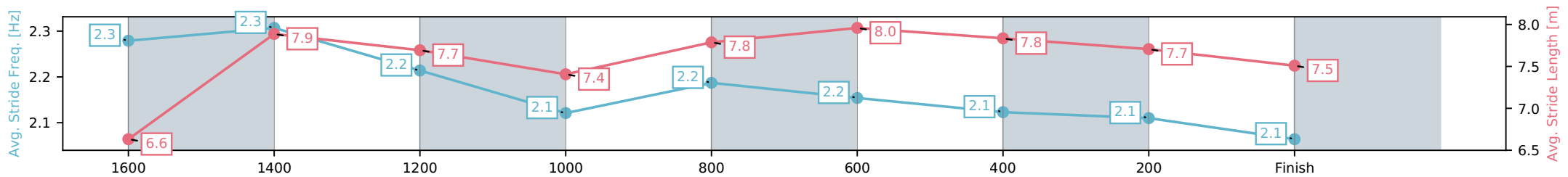
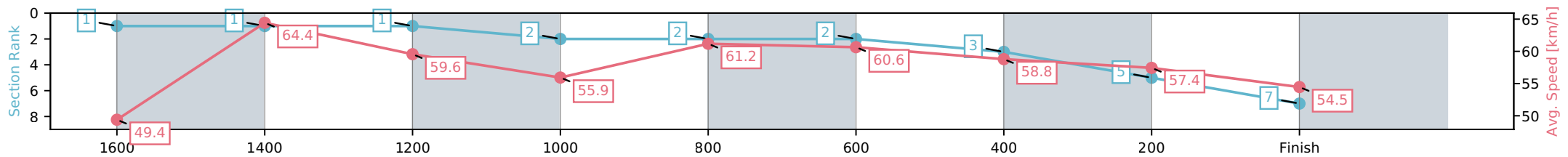
Race 5: BOOK EVENT CENTRE FOR FUNCTIONS
BENCHMARK 60 Handicap - 1800m

02 April 2026 - 2:30PM

Track Rating: Good 4, Weather: Overcast, Rail Position: True Entire Circuit



Section	L1800	L1600	L1400	L1200	L1000	L800	L600	L400	L200
Section Times	1:52.26 (0:14.00)	1:38.26 [1] (0:11.46)	1:26.80 [1] (0:12.15)	1:14.65 [2] (0:12.88)	1:01.76 [2] (0:11.79)	0:49.97 [2] (0:11.90)	0:38.07 [3] (0:12.26)	0:25.81 [5] (0:12.53)	0:13.28 [7] (0:13.28)
Average Speed [km/h]	49.4	64.4	59.6	55.9	61.2	60.6	58.8	57.4	54.5
Top Speed [km/h]	65.2	65.7	63.9	59.9	61.7	61.6	59.1	58.0	57.0
Avg. Dist. to Rail [m]	8.9	4.4	0.5	0.5	1.1	1.1	0.2	1.1	2.0
Avg. Stride Freq. [Hz]	2.3	2.3	2.2	2.1	2.2	2.2	2.1	2.1	2.1
Avg. Stride Length [m]	6.6	7.9	7.7	7.4	7.8	8.0	7.8	7.7	7.5



- [] Ranking at each section and finish
- :-:- No data available at this section
- NA No data available



Mackay QLD

Race 6: PREMIUM PARTNER MA'S PIZZA OPEN Handicap - 1200m

02 April 2026 - 3:05PM

Track Rating: Good 4, Weather: Overcast, Rail Position: True Entire Circuit



MACKAY TURF CLUB

Ooralea Racecourse

Field Times (Race Tempo) 1:10.41 (0:13.69) 0:56.72 (0:11.08) 0:45.64 (0:11.37) 0:34.27 (0:11.43) 0:22.84 (0:11.29) 0:11.55 (0:11.55)

Rank	TAB#	Horse	Overall Time	First 400m	Top Speed km/h (Section)	L1200	L1000	L800	L600	L400	L200			
	(BAR#)	Jockey	Margin (DT-W)	Last 600m	Fastest Section (Time)	Start - 1000	1000 - 800	800 - 600	600 - 400	400 - 200	200 - Finish			
1	2	DEMON AWARD	1:10.30	Data was not able to be tracked for this horse				--:--	--:--	--:--	--:--	--:--	--:--	--:--
	(2)	Tasha Chambers	0											
2	3	Parade Ground	1:10.41	0:24.77	67.2 (1200 - 1000)	1:10.41	0:56.72	0:45.64	0:34.27	0:22.84	0:11.55			
	(5)	McKenzie Apel	0.6L (+1203)	0:34.28	1000-800 (0:11.08)	(0:13.69)	(0:11.08)	(0:11.37)	(0:11.43)	(0:11.30)	(0:11.55)			
3	1	Real Key	1:10.50	0:25.50	67.0 (400-200)	1:10.50	0:56.32	0:44.99	0:33.74	0:22.30	0:11.24			
	(6)	Raul Silvera Olivera	1.2L (+1204)	0:33.74	400-200 (0:11.06)	(0:14.18)	(0:11.32)	(0:11.26)	(0:11.44)	(0:11.06)	(0:11.24)			
4	4	Scrub Chain	1:10.52	0:25.61	66.6 (400-200)	1:10.52	0:56.30	0:44.90	0:33.48	0:22.13	0:11.07			
	(7)	Tahlia Fenlon	1.3L (+1204)	0:33.48	400-200 (0:11.06)	(0:14.22)	(0:11.39)	(0:11.42)	(0:11.35)	(0:11.06)	(0:11.07)			
5	8	Answering	1:10.96	0:25.37	66.0 (400-200)	1:10.96	0:56.99	0:45.59	0:34.25	0:22.84	0:11.70			
	(4)	Sean Cormack	3.9L (+1204)	0:34.25	400-200 (0:11.14)	(0:13.97)	(0:11.40)	(0:11.34)	(0:11.41)	(0:11.14)	(0:11.70)			
6	7	Keyboard	1:11.23	0:25.06	67.5 (1000-800)	1:11.23	0:57.21	0:46.17	0:34.83	0:23.26	0:11.93			
	(1)	Natalea Summers	5.5L (+1203)	0:34.82	1000-800 (0:11.04)	(0:14.02)	(0:11.04)	(0:11.34)	(0:11.56)	(0:11.33)	(0:11.93)			
7	6	Sir Rocket	1:11.33	0:25.15	66.0 (1200 - 1000)	1:11.33	0:57.44	0:46.18	0:34.73	0:23.25	0:11.80			
	(3)	Amie Meissner	6.1L (+1203)	0:34.73	1000-800 (0:11.27)	(0:13.88)	(0:11.27)	(0:11.45)	(0:11.47)	(0:11.46)	(0:11.80)			

Scratched: Moktaffy (#5)

Report Created: Thu 02 April 2026

(Note: Races are conducted over an approximate distance as close as possible to the advertised distance, and recorded data may vary accordingly. Official times refer to race times only and do not include handicap times.)

[] Position in running at each section and finish TAB# Saddle cloth number

--:-- No data available at this section

NA No data available

DNT Did not track

BAR# Barrier/Gate Position

DNF Did not finish

DT-W Distance travelled compared to winner in metres

Fastest split

Fastest section

Horse/Jockey Name	Parade Ground/McKenzie Apel
Finish Rank	2
Fastest Section Time (Section)	0:11.08 (1000-800)
Top Speed [km/h] (Section)	67.2 (1200 - 1000)
Race State	Finished



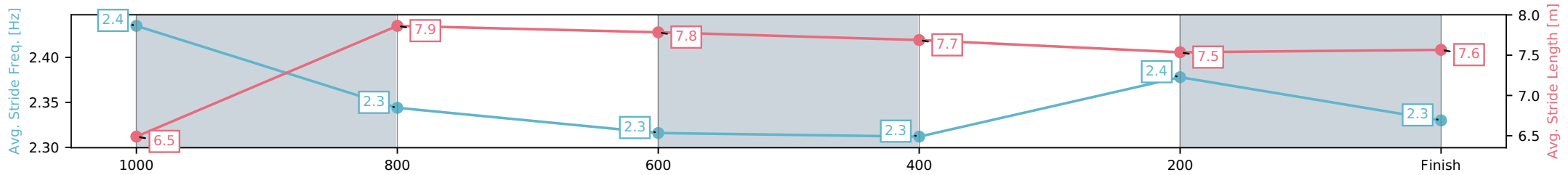
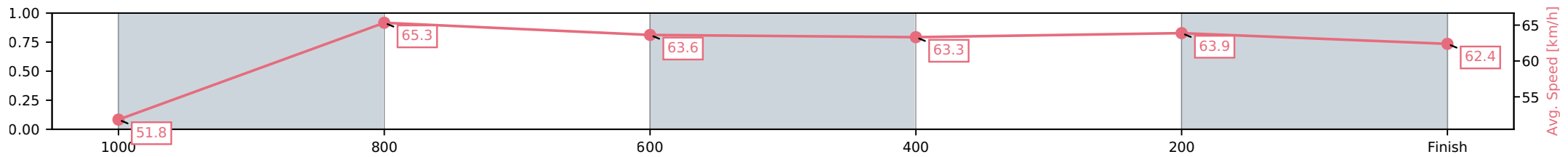
Mackay QLD --Professional-2026-04-02
 Race 6: PREMIUM PARTNER MA'S PIZZA OPEN Handicap - 1200m

02 April 2026 - 3:05PM

Track Rating: Good 4, Weather: Overcast, Rail Position: True Entire Circuit



Section	L1200	L1000	L800	L600	L400	L200
Section Times	1:10.41 (0:13.69)	0:56.72 (0:11.08)	0:45.64 (0:11.37)	0:34.27 (0:11.43)	0:22.84 (0:11.30)	0:11.55 (0:11.55)
Average Speed [km/h]	51.8	65.3	63.6	63.3	63.9	62.4
Top Speed [km/h]	67.2	67.0	65.2	63.8	64.7	64.5
Avg. Dist. to Rail [m]	5.3	2.1	1.7	0.6	2.5	4.7
Avg. Stride Freq. [Hz]	2.4	2.3	2.3	2.3	2.4	2.3
Avg. Stride Length [m]	6.5	7.9	7.8	7.7	7.5	7.6



- [] Ranking at each section and finish
- :-:- No data available at this section
- NA No data available

Horse/Jockey Name	Real Key/Raul Silvera Olivera
Finish Rank	3
Fastest Section Time (Section)	0:11.06 (400-200)
Top Speed [km/h] (Section)	67.0 (400-200)
Race State	Finished



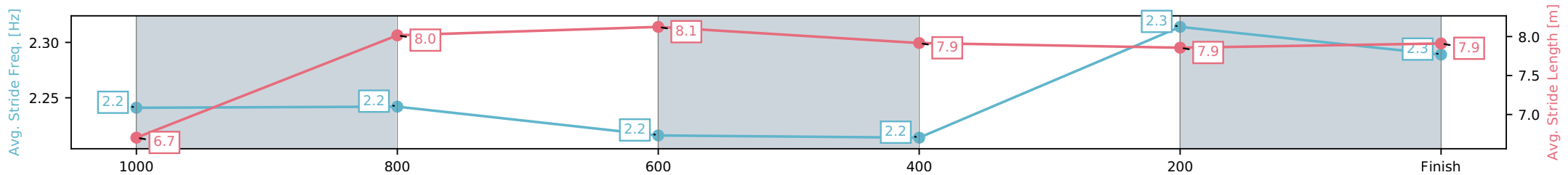
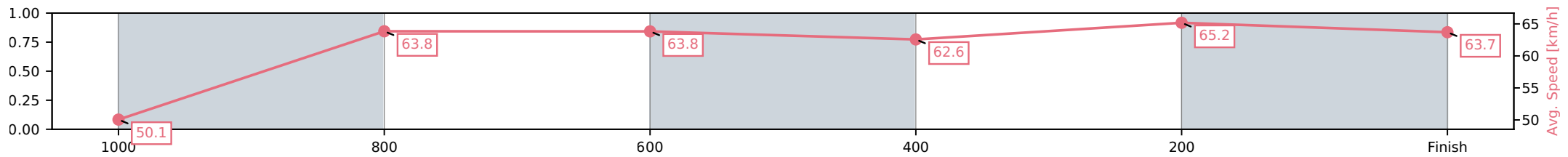
Mackay QLD --Professional-2026-04-02
 Race 6: PREMIUM PARTNER MA'S PIZZA OPEN Handicap - 1200m

02 April 2026 - 3:05PM

Track Rating: Good 4, Weather: Overcast, Rail Position: True Entire Circuit



Section	L1200	L1000	L800	L600	L400	L200
Section Times	1:10.50 (0:14.18)	0:56.32 (0:11.32)	0:44.99 (0:11.26)	0:33.74 (0:11.44)	0:22.30 (0:11.06)	0:11.24 (0:11.24)
Average Speed [km/h]	50.1	63.8	63.8	62.6	65.2	63.7
Top Speed [km/h]	65.6	65.5	65.0	63.3	67.0	65.7
Avg. Dist. to Rail [m]	5.2	1.3	0.5	1.0	2.1	2.7
Avg. Stride Freq. [Hz]	2.2	2.2	2.2	2.2	2.3	2.3
Avg. Stride Length [m]	6.7	8.0	8.1	7.9	7.9	7.9



- [] Ranking at each section and finish
- :-:- No data available at this section
- NA No data available

Horse/Jockey Name	Scrub Chain/Tahlia Fenlon
Finish Rank	4
Fastest Section Time (Section)	0:11.06 (400-200)
Top Speed [km/h] (Section)	66.6 (400-200)
Race State	Finished



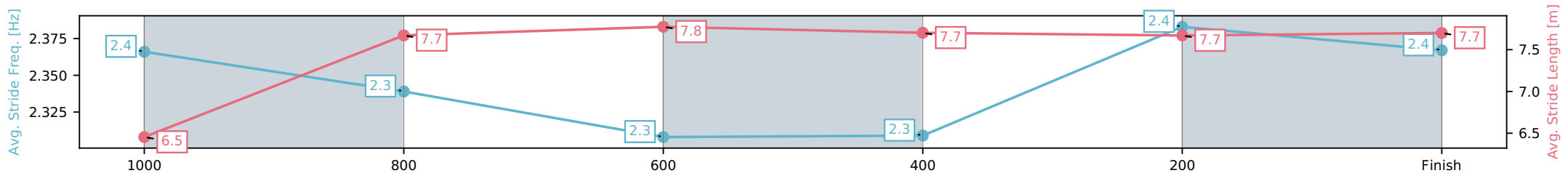
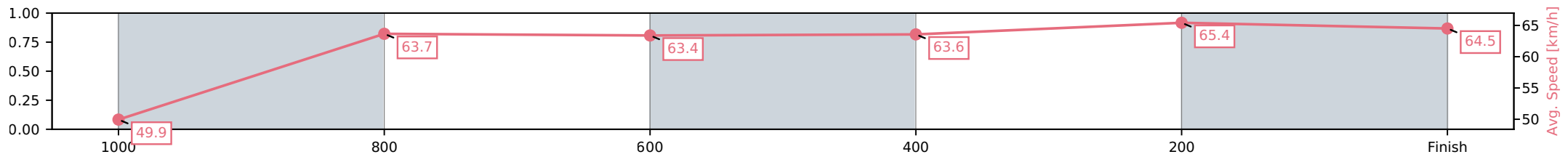
Mackay QLD --Professional-2026-04-02
 Race 6: PREMIUM PARTNER MA'S PIZZA OPEN Handicap - 1200m

02 April 2026 - 3:05PM

Track Rating: Good 4, Weather: Overcast, Rail Position: True Entire Circuit



Section	L1200	L1000	L800	L600	L400	L200
Section Times	1:10.52 (0:14.22)	0:56.30 (0:11.39)	0:44.90 (0:11.42)	0:33.48 (0:11.35)	0:22.13 (0:11.06)	0:11.07 (0:11.07)
Average Speed [km/h]	49.9	63.7	63.4	63.6	65.4	64.5
Top Speed [km/h]	65.8	65.3	64.8	64.4	66.6	66.4
Avg. Dist. to Rail [m]	6.1	2.8	1.3	0.5	4.8	6.5
Avg. Stride Freq. [Hz]	2.4	2.3	2.3	2.3	2.4	2.4
Avg. Stride Length [m]	6.5	7.7	7.8	7.7	7.7	7.7



- [] Ranking at each section and finish
- :-:- No data available at this section
- NA No data available

Horse/Jockey Name	Answering/Sean Cormack
Finish Rank	5
Fastest Section Time (Section)	0:11.14 (400-200)
Top Speed [km/h] (Section)	66.0 (400-200)
Race State	Finished



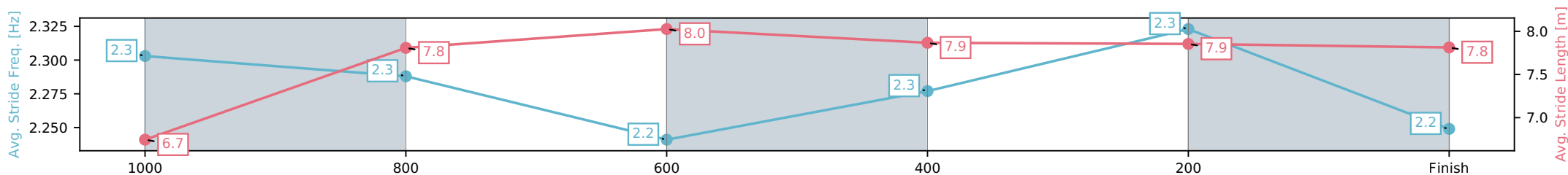
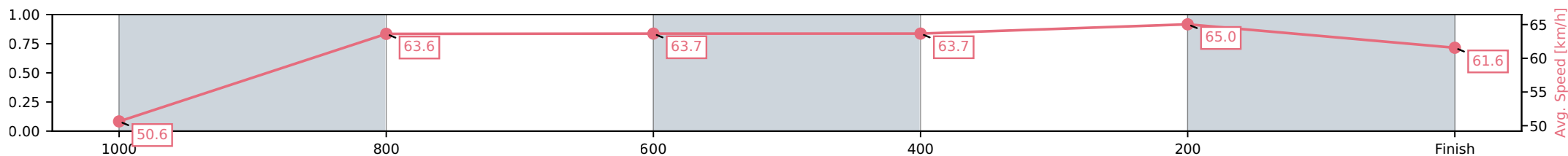
Mackay QLD --Professional-2026-04-02
 Race 6: PREMIUM PARTNER MA'S PIZZA OPEN Handicap - 1200m

02 April 2026 - 3:05PM

Track Rating: Good 4, Weather: Overcast, Rail Position: True Entire Circuit



Section	L1200	L1000	L800	L600	L400	L200
Section Times	1:10.96 (0:13.97)	0:56.99 (0:11.40)	0:45.59 (0:11.34)	0:34.25 (0:11.41)	0:22.84 (0:11.14)	0:11.70 (0:11.70)
Average Speed [km/h]	50.6	63.6	63.7	63.7	65.0	61.6
Top Speed [km/h]	64.2	64.6	64.5	64.8	66.0	64.5
Avg. Dist. to Rail [m]	4.4	2.4	1.5	1.0	4.1	5.3
Avg. Stride Freq. [Hz]	2.3	2.3	2.2	2.3	2.3	2.2
Avg. Stride Length [m]	6.7	7.8	8.0	7.9	7.9	7.8



- [] Ranking at each section and finish
- :-:- No data available at this section
- NA No data available

Horse/Jockey Name	Keyboard/Natalea Summers
Finish Rank	6
Fastest Section Time (Section)	0:11.04 (1000-800)
Top Speed [km/h] (Section)	67.5 (1000-800)
Race State	Finished



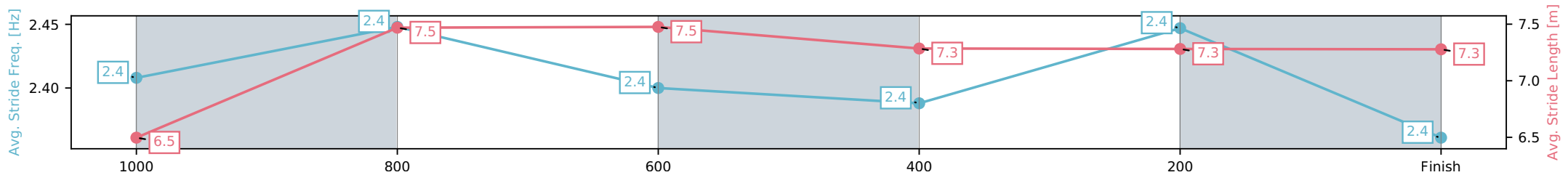
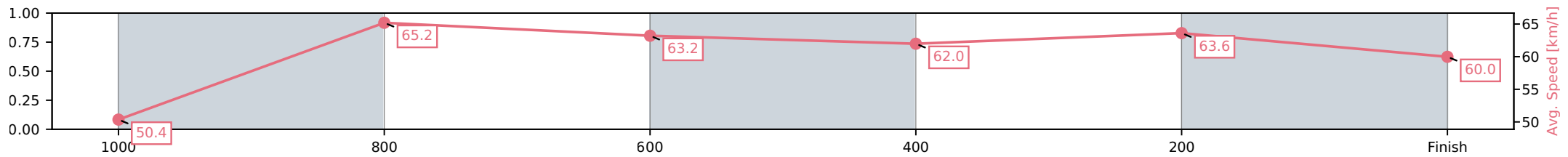
Mackay QLD --Professional-2026-04-02
 Race 6: PREMIUM PARTNER MA'S PIZZA OPEN Handicap - 1200m

02 April 2026 - 3:05PM

Track Rating: Good 4, Weather: Overcast, Rail Position: True Entire Circuit



Section	L1200	L1000	L800	L600	L400	L200
Section Times	1:11.23 (0:14.02)	0:57.21 (0:11.04)	0:46.17 (0:11.34)	0:34.83 (0:11.56)	0:23.26 (0:11.33)	0:11.93 (0:11.93)
Average Speed [km/h]	50.4	65.2	63.2	62.0	63.6	60.0
Top Speed [km/h]	64.8	67.5	65.6	63.8	64.7	63.7
Avg. Dist. to Rail [m]	1.2	0.5	0.8	1.0	1.7	1.3
Avg. Stride Freq. [Hz]	2.4	2.4	2.4	2.4	2.4	2.4
Avg. Stride Length [m]	6.5	7.5	7.5	7.3	7.3	7.3



- [] Ranking at each section and finish
- :-:- No data available at this section
- NA No data available

Horse/Jockey Name	Sir Rocket/Amie Meissner
Finish Rank	7
Fastest Section Time (Section)	0:11.27 (1000-800)
Top Speed [km/h] (Section)	66.0 (1200 - 1000)
Race State	Finished



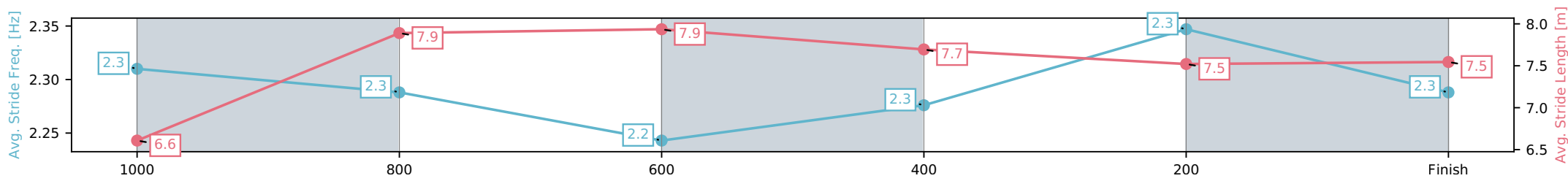
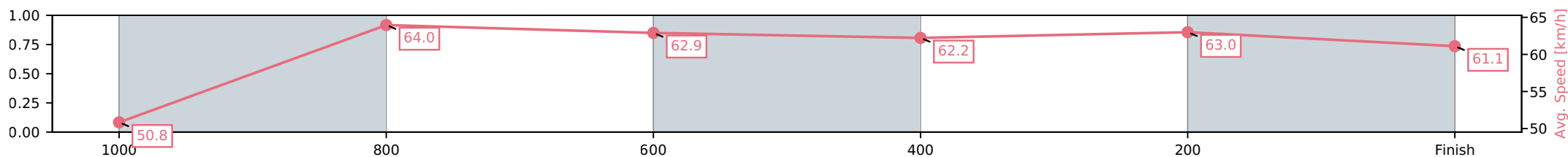
Mackay QLD --Professional-2026-04-02
 Race 6: PREMIUM PARTNER MA'S PIZZA OPEN Handicap - 1200m

02 April 2026 - 3:05PM

Track Rating: Good 4, Weather: Overcast, Rail Position: True Entire Circuit



Section	L1200	L1000	L800	L600	L400	L200
Section Times	1:11.33 (0:13.88)	0:57.44 (0:11.27)	0:46.18 (0:11.45)	0:34.73 (0:11.47)	0:23.25 (0:11.46)	0:11.80 (0:11.80)
Average Speed [km/h]	50.8	64.0	62.9	62.2	63.0	61.1
Top Speed [km/h]	66.0	65.3	64.1	62.5	63.5	63.9
Avg. Dist. to Rail [m]	2.4	0.6	0.8	1.1	2.3	3.1
Avg. Stride Freq. [Hz]	2.3	2.3	2.2	2.3	2.3	2.3
Avg. Stride Length [m]	6.6	7.9	7.9	7.7	7.5	7.5



- [] Ranking at each section and finish
- :-:- No data available at this section
- NA No data available



Mackay QLD

Race 7: EVENT FOUNDING PARTNER STARCUT FLOWERS BENCHMARK 65 Handicap - 1200m

02 April 2026 - 3:40PM

Track Rating: Good 4, Weather: Overcast, Rail Position: True Entire Circuit



MACKAY TURF CLUB

Ooralea Racecourse

Field Times (Race Tempo) 1:09.66 (0:13.18) 0:56.48 (0:10.27) 0:46.21 (0:10.86) 0:35.34 (0:11.71) 0:23.63 (0:11.67) 0:11.96 (0:11.96)

Rank	TAB#	Horse	Overall Time	First 400m	Top Speed km/h (Section)	L1200	L1000	L800	L600	L400	L200		
	(BAR#)	Jockey	Margin (DT-W)	Last 600m	Fastest Section (Time)	Start - 1000	1000 - 800	800 - 600	600 - 400	400 - 200	200 - Finish		
1	1	Dealing's Done	1:09.66	0:24.63	68.3 (1000-800)	1:09.66	0:55.78 [7]	0:45.04 [7]	0:34.20 [7]	0:22.99 [6]	0:11.66 [2]		
	(4)	Amie Meissner		0:34.20	1000-800 (0:10.75)	(0:13.88)	(0:10.75)	(0:10.84)	(0:11.21)	(0:11.33)	(0:11.66)		
2	8	Upstart Legend	1:09.97	0:24.20	69.0 (1000-800)	1:09.97	0:56.33 [6]	0:45.77 [5]	0:34.81 [5]	0:23.37 [5]	0:11.83 [5]		
	(3)	Adam Sewell	1.8L (-1)	0:34.82	1000-800 (0:10.56)	(0:13.64)	(0:10.56)	(0:10.95)	(0:11.45)	(0:11.54)	(0:11.83)		
3	3	Sailor's Rum	1:10.12	0:23.72	70.8 (1000-800)	1:10.12	0:56.89 [2]	0:46.40 [2]	0:35.46 [2]	0:24.09 [1]	0:12.42 [1]		
	(2)	Ryan Wiggins	2.7L (-4)	0:35.46	1000-800 (0:10.49)	(0:13.23)	(0:10.49)	(0:10.94)	(0:11.37)	(0:11.67)	(0:12.42)		
4	2	La Petite Maison	1:10.71	0:23.97	69.0 (1000-800)	1:10.71	0:57.22 [4]	0:46.74 [3]	0:35.83 [3]	0:24.36 [4]	0:12.62 [4]		
	(1)	Sean Cormack	6.2L (-3)	0:35.83	1000-800 (0:10.48)	(0:13.49)	(0:10.48)	(0:10.91)	(0:11.47)	(0:11.74)	(0:12.62)		
5	6	Determination	1:10.81	0:24.00	69.5 (1000-800)	1:10.81	0:57.38 [3]	0:46.81 [4]	0:35.91 [4]	0:24.48 [3]	0:12.73 [3]		
	(5)	Warwick Satherley	6.8L (+2)	0:35.91	1000-800 (0:10.56)	(0:13.44)	(0:10.56)	(0:10.90)	(0:11.43)	(0:11.75)	(0:12.73)		
6	5	Mimmy's Secret	1:11.21	0:24.36	69.1 (1000-800)	1:11.21	0:57.65 [5]	0:46.85 [6]	0:35.94 [6]	0:24.50 [7]	0:12.61 [7]		
	(7)	Tom Orr	9.1L (+0)	0:35.94	1000-800 (0:10.80)	(0:13.56)	(0:10.80)	(0:10.91)	(0:11.43)	(0:11.90)	(0:12.61)		
7	4	Better Be Ready	1:12.04	0:23.45	71.5 (1000-800)	1:12.04	0:58.86 [1]	0:48.59 [1]	0:37.72 [1]	0:25.99 [2]	0:13.65 [6]		
	(6)	Chelsea Jokic	13.9L (-3)	0:37.72	1000-800 (0:10.27)	(0:13.18)	(0:10.27)	(0:10.86)	(0:11.73)	(0:12.34)	(0:13.65)		

Scratched: Better Than Words (#7)

Report Created: Thu 02 April 2026

(Note: Races are conducted over an approximate distance as close as possible to the advertised distance, and recorded data may vary accordingly. Official times refer to race times only and do not include handicap times.)

[] Position in running at each section and finish TAB# Saddle cloth number

Fastest split

-:--:-- No data available at this section

BAR# Barrier/Gate Position

Fastest section

NA No data available

DNF Did not finish

DNT Did not track

DT-W Distance travelled compared to winner in metres

Horse/Jockey Name	Dealing's Done/Amie Meissner
Finish Rank	1
Fastest Section Time (Section)	0:10.75 (1000-800)
Top Speed [km/h] (Section)	68.3 (1000-800)
Race State	Finished



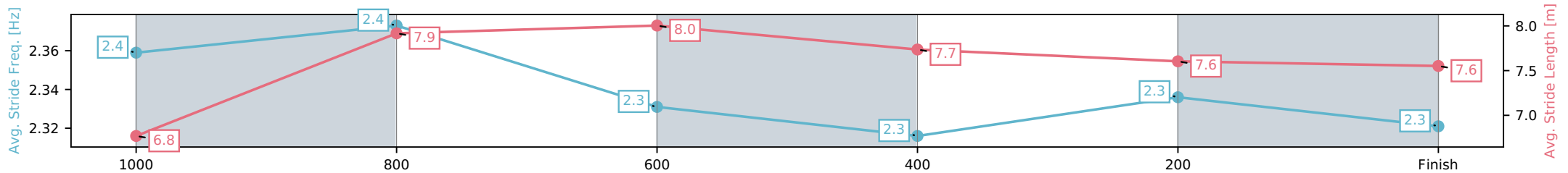
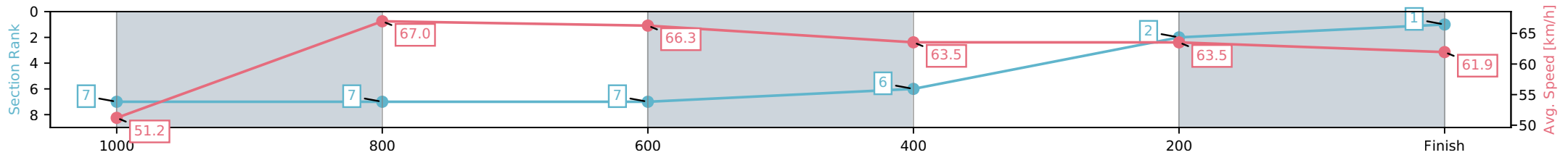
Mackay QLD --Professional-2026-04-02
 Race 7: EVENT FOUNDING PARTNER STARCUT FLOWERS
 BENCHMARK 65 Handicap - 1200m



02 April 2026 - 3:40PM

Track Rating: Good 4, Weather: Overcast, Rail Position: True Entire Circuit

Section	L1200	L1000	L800	L600	L400	L200
Section Times	1:09.66 (0:13.88)	0:55.78 [7] (0:10.75)	0:45.04 [7] (0:10.84)	0:34.20 [6] (0:11.21)	0:22.99 [2] (0:11.33)	0:11.66 [1] (0:11.66)
Average Speed [km/h]	51.2	67.0	66.3	63.5	63.5	61.9
Top Speed [km/h]	66.1	68.3	67.5	64.4	65.3	63.5
Avg. Dist. to Rail [m]	2.5	0.3	0.5	1.5	2.2	3.1
Avg. Stride Freq. [Hz]	2.4	2.4	2.3	2.3	2.3	2.3
Avg. Stride Length [m]	6.8	7.9	8.0	7.7	7.6	7.6



- [] Ranking at each section and finish
- :-:- No data available at this section
- NA No data available

Horse/Jockey Name	Upstart Legend/Adam Sewell
Finish Rank	2
Fastest Section Time (Section)	0:10.56 (1000-800)
Top Speed [km/h] (Section)	69.0 (1000-800)
Race State	Finished



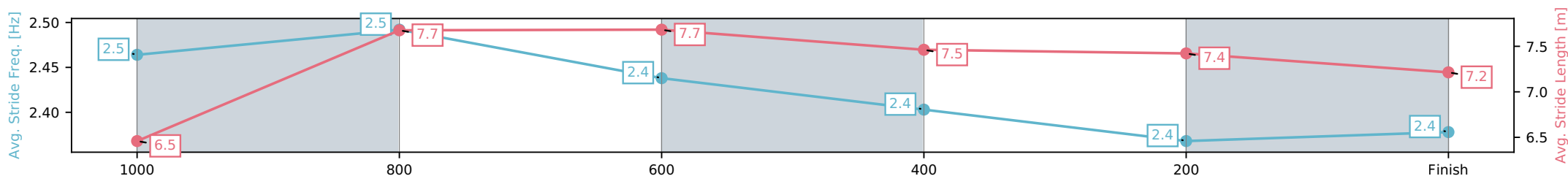
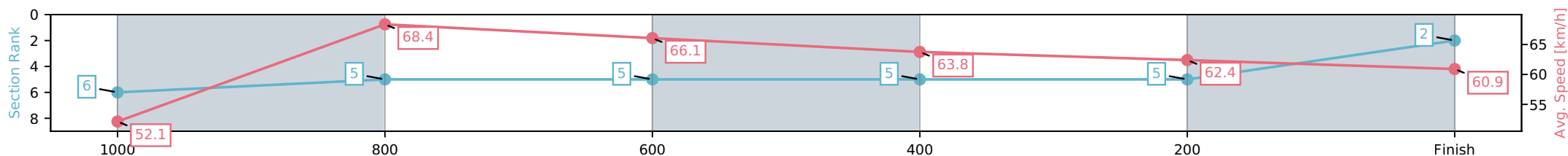
Mackay QLD --Professional-2026-04-02
 Race 7: EVENT FOUNDING PARTNER STARCUT FLOWERS
 BENCHMARK 65 Handicap - 1200m



02 April 2026 - 3:40PM

Track Rating: Good 4, Weather: Overcast, Rail Position: True Entire Circuit

Section	L1200	L1000	L800	L600	L400	L200
Section Times	1:09.97 (0:13.64)	0:56.33 [5] (0:10.56)	0:45.77 [5] (0:10.95)	0:34.81 [5] (0:11.45)	0:23.37 [5] (0:11.54)	0:11.83 [2] (0:11.83)
Average Speed [km/h]	52.1	68.4	66.1	63.8	62.4	60.9
Top Speed [km/h]	66.9	69.0	67.9	64.4	64.1	61.6
Avg. Dist. to Rail [m]	3.1	1.3	1.2	1.9	0.7	1.9
Avg. Stride Freq. [Hz]	2.5	2.5	2.4	2.4	2.4	2.4
Avg. Stride Length [m]	6.5	7.7	7.7	7.5	7.4	7.2



- [] Ranking at each section and finish
- :-:- No data available at this section
- NA No data available

Horse/Jockey Name	Sailor's Rum/Ryan Wiggins
Finish Rank	3
Fastest Section Time (Section)	0:10.49 (1000-800)
Top Speed [km/h] (Section)	70.8 (1000-800)
Race State	Finished



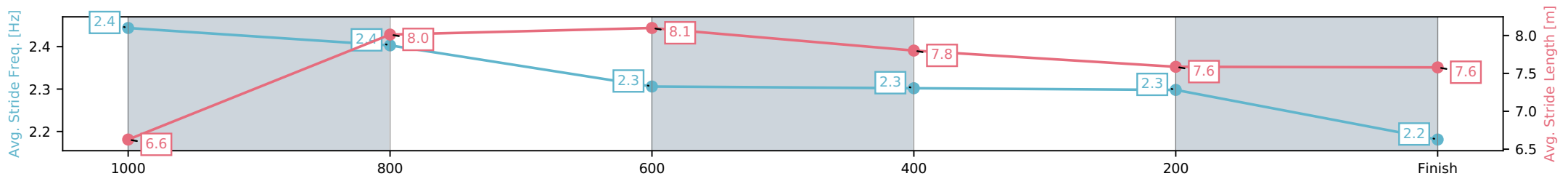
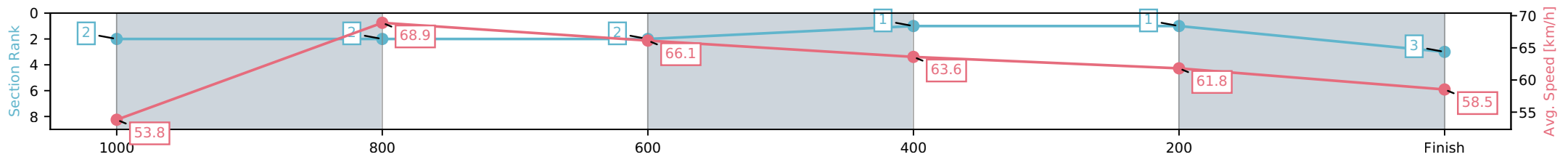
Mackay QLD --Professional-2026-04-02
 Race 7: EVENT FOUNDING PARTNER STARCUT FLOWERS
 BENCHMARK 65 Handicap - 1200m



02 April 2026 - 3:40PM

Track Rating: Good 4, Weather: Overcast, Rail Position: True Entire Circuit

Section	L1200	L1000	L800	L600	L400	L200
Section Times	1:10.12 (0:13.23)	0:56.89 [2] (0:10.49)	0:46.40 [2] (0:10.94)	0:35.46 [1] (0:11.37)	0:24.09 [1] (0:11.67)	0:12.42 [3] (0:12.42)
Average Speed [km/h]	53.8	68.9	66.1	63.6	61.8	58.5
Top Speed [km/h]	69.3	70.8	67.7	64.9	62.6	61.1
Avg. Dist. to Rail [m]	2.8	1.2	2.0	0.5	0.7	0.8
Avg. Stride Freq. [Hz]	2.4	2.4	2.3	2.3	2.3	2.2
Avg. Stride Length [m]	6.6	8.0	8.1	7.8	7.6	7.6



[] Ranking at each section and finish
 -:-:- No data available at this section
 NA No data available

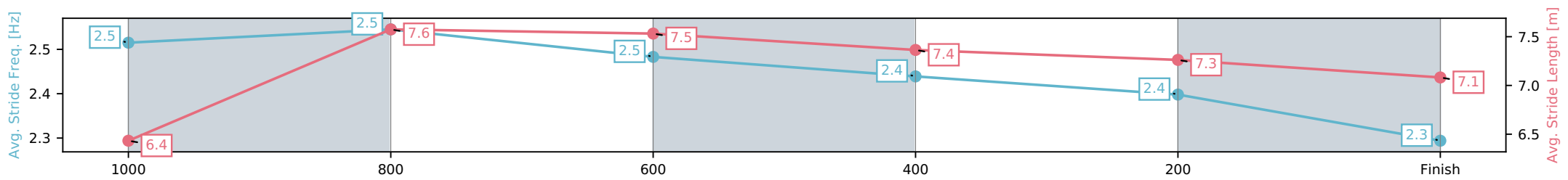
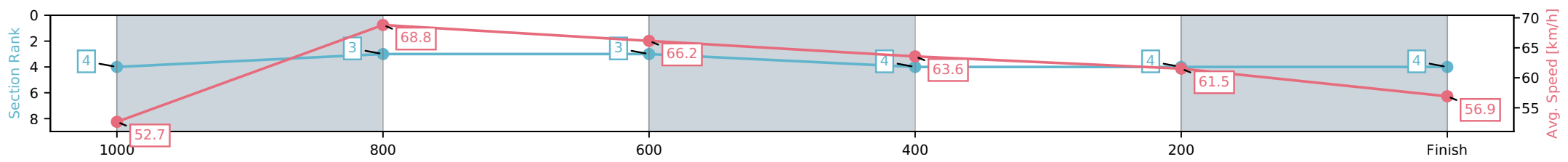
Horse/Jockey Name	La Petite Maison/Sean Cormack
Finish Rank	4
Fastest Section Time (Section)	0:10.48 (1000-800)
Top Speed [km/h] (Section)	69.0 (1000-800)
Race State	Finished



Mackay QLD --Professional-2026-04-02
 Race 7: EVENT FOUNDING PARTNER STARCUT FLOWERS
 BENCHMARK 65 Handicap - 1200m
 02 April 2026 - 3:40PM
 Track Rating: Good 4, Weather: Overcast, Rail Position: True Entire Circuit



Section	L1200	L1000	L800	L600	L400	L200
Section Times	1:10.71 (0:13.49)	0:57.22 [3] (0:10.48)	0:46.74 [3] (0:10.91)	0:35.83 [4] (0:11.47)	0:24.36 [4] (0:11.74)	0:12.62 [4] (0:12.62)
Average Speed [km/h]	52.7	68.8	66.2	63.6	61.5	56.9
Top Speed [km/h]	68.2	69.0	68.5	65.1	63.4	60.6
Avg. Dist. to Rail [m]	1.9	0.6	0.7	1.7	1.9	2.9
Avg. Stride Freq. [Hz]	2.5	2.5	2.5	2.4	2.4	2.3
Avg. Stride Length [m]	6.4	7.6	7.5	7.4	7.3	7.1



[] Ranking at each section and finish
 -:-:- No data available at this section
 NA No data available

Horse/Jockey Name	Determination/Warwick Satherley
Finish Rank	5
Fastest Section Time (Section)	0:10.56 (1000-800)
Top Speed [km/h] (Section)	69.5 (1000-800)
Race State	Finished



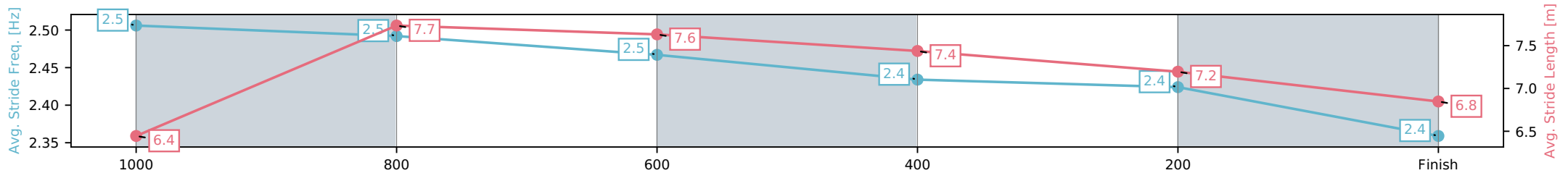
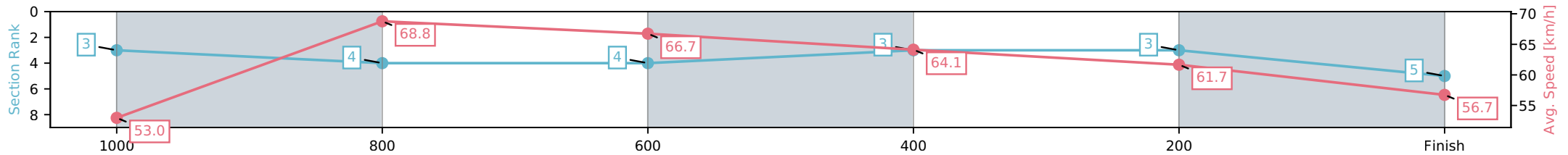
Mackay QLD --Professional-2026-04-02
 Race 7: EVENT FOUNDING PARTNER STARCUT FLOWERS
 BENCHMARK 65 Handicap - 1200m



02 April 2026 - 3:40PM

Track Rating: Good 4, Weather: Overcast, Rail Position: True Entire Circuit

Section	L1200	L1000	L800	L600	L400	L200
Section Times	1:10.81 (0:13.44)	0:57.38 [4] (0:10.56)	0:46.81 [4] (0:10.90)	0:35.91 [3] (0:11.43)	0:24.48 [3] (0:11.75)	0:12.73 [5] (0:12.73)
Average Speed [km/h]	53.0	68.8	66.7	64.1	61.7	56.7
Top Speed [km/h]	67.7	69.5	68.5	65.0	62.7	60.1
Avg. Dist. to Rail [m]	4.3	2.8	3.5	2.4	3.1	4.2
Avg. Stride Freq. [Hz]	2.5	2.5	2.5	2.4	2.4	2.4
Avg. Stride Length [m]	6.4	7.7	7.6	7.4	7.2	6.8



[] Ranking at each section and finish
 -:-:- No data available at this section
 NA No data available

Horse/Jockey Name	Mimmy's Secret/Tom Orr
Finish Rank	6
Fastest Section Time (Section)	0:10.80 (1000-800)
Top Speed [km/h] (Section)	69.1 (1000-800)
Race State	Finished



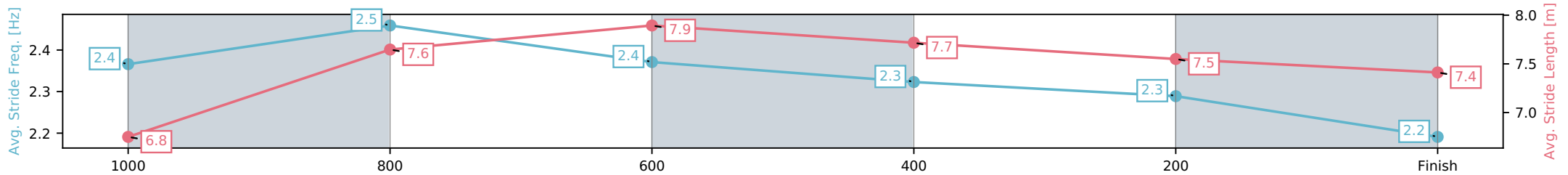
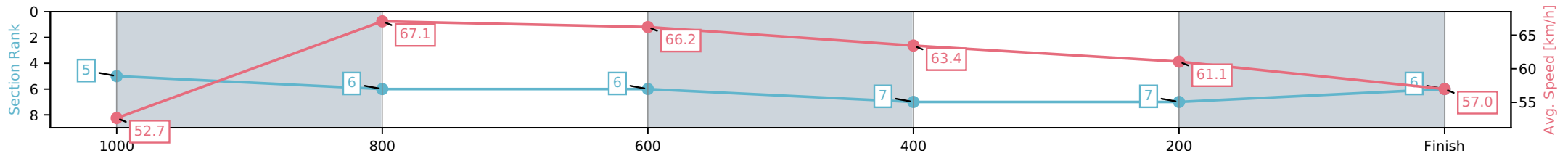
Mackay QLD --Professional-2026-04-02
 Race 7: EVENT FOUNDING PARTNER STARCUT FLOWERS
 BENCHMARK 65 Handicap - 1200m



02 April 2026 - 3:40PM

Track Rating: Good 4, Weather: Overcast, Rail Position: True Entire Circuit

Section	L1200	L1000	L800	L600	L400	L200
Section Times	1:11.21 (0:13.56)	0:57.65 [6] (0:10.80)	0:46.85 [6] (0:10.91)	0:35.94 [7] (0:11.43)	0:24.50 [7] (0:11.90)	0:12.61 [6] (0:12.61)
Average Speed [km/h]	52.7	67.1	66.2	63.4	61.1	57.0
Top Speed [km/h]	68.3	69.1	67.5	66.7	61.9	59.4
Avg. Dist. to Rail [m]	6.6	2.5	0.7	1.5	4.9	5.9
Avg. Stride Freq. [Hz]	2.4	2.5	2.4	2.3	2.3	2.2
Avg. Stride Length [m]	6.8	7.6	7.9	7.7	7.5	7.4



- [] Ranking at each section and finish
- :-:- No data available at this section
- NA No data available

Horse/Jockey Name	Better Be Ready/Chelsea Jokic
Finish Rank	7
Fastest Section Time (Section)	0:10.27 (1000-800)
Top Speed [km/h] (Section)	71.5 (1000-800)
Race State	Finished



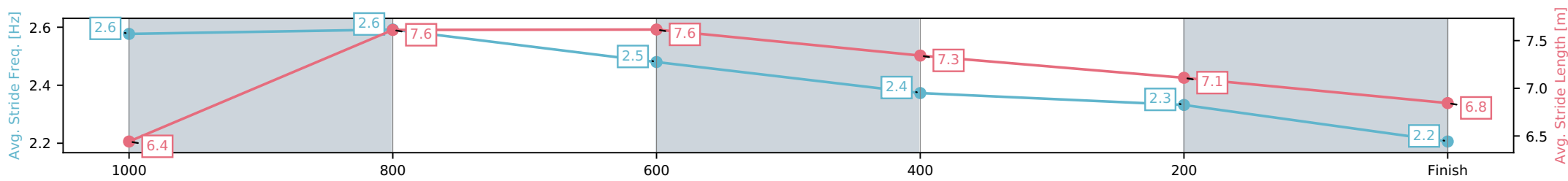
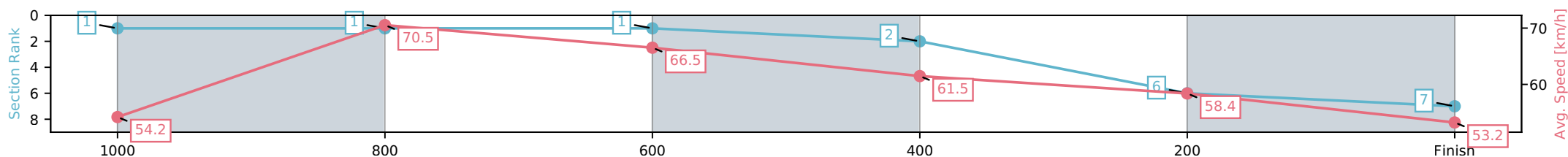
Mackay QLD --Professional-2026-04-02
 Race 7: EVENT FOUNDING PARTNER STARCUT FLOWERS
 BENCHMARK 65 Handicap - 1200m



02 April 2026 - 3:40PM

Track Rating: Good 4, Weather: Overcast, Rail Position: True Entire Circuit

Section	L1200	L1000	L800	L600	L400	L200
Section Times	1:12.04 (0:13.18)	0:58.86 [1] (0:10.27)	0:48.59 [1] (0:10.86)	0:37.72 [2] (0:11.73)	0:25.99 [6] (0:12.34)	0:13.65 [7] (0:13.65)
Average Speed [km/h]	54.2	70.5	66.5	61.5	58.4	53.2
Top Speed [km/h]	69.1	71.5	68.8	64.3	61.3	55.4
Avg. Dist. to Rail [m]	5.8	1.9	0.9	0.5	0.3	1.4
Avg. Stride Freq. [Hz]	2.6	2.6	2.5	2.4	2.3	2.2
Avg. Stride Length [m]	6.4	7.6	7.6	7.3	7.1	6.8



[] Ranking at each section and finish
 -:-:- No data available at this section
 NA No data available



Mackay QLD

Race 8: HAPPY & SAFE EASTER FROM MTC RATINGS BAND 0 - 55 Handicap - 1560m

02 April 2026 - 4:20PM

Track Rating: Good 4, Weather: Overcast, Rail Position: True Entire Circuit



MACKAY TURF CLUB

Ooralea Racecourse

Field Times (Race Tempo) 1:34.52 (0:11.62) 1:22.90 (0:11.42) 1:11.48 (0:11.55) 0:59.93 (0:11.86) 0:48.07 (0:11.99) 0:36.08 (0:11.95) 0:24.13 (0:12.06) 0:12.07 (0:12.07)

Rank	TAB#	Horse	Overall Time	First 400m	Top Speed km/h (Section)	L1560	L1400	L1200	L1000	L800	L600	L400	L200
	(BAR#)	Jockey	Margin (DT-W)	Last 600m	Fastest Section (Time)	Start - 1400	1400 - 1200	1200 - 1000	1000 - 800	800 - 600	600 - 400	400 - 200	200 - Finish
1	6	Diasonic	1:34.52	0:25.90	64.5 (1200-1000)	1:34.52	1:22.48 [8]	1:10.85 [8]	0:59.41 [7]	0:47.57 [6]	0:35.63 [6]	0:23.67 [5]	0:11.98 [2]
	(4)	Adam Sewell		0:35.63	1200-1000 (0:11.44)	(0:12.04)	(0:11.62)	(0:11.44)	(0:11.84)	(0:11.93)	(0:11.96)	(0:11.69)	(0:11.98)
2	2	Cash Artist	1:34.62	0:25.89	65.1 (1200-1000)	1:34.62	1:22.67 [7]	1:10.97 [7]	0:59.52 [6]	0:47.60 [7]	0:35.61 [7]	0:23.69 [7]	0:11.89 [5]
	(8)	Natalea Summers	0.5L (+7)	0:35.61	1200-1000 (0:11.44)	(0:11.95)	(0:11.70)	(0:11.44)	(0:11.92)	(0:11.99)	(0:11.92)	(0:11.80)	(0:11.89)
3	4	Boom Crusher	1:34.62	0:25.73	64.5 (1200-1000)	1:34.62	1:22.73 [6]	1:11.19 [4]	0:59.67 [5]	0:47.75 [4]	0:35.81 [3]	0:23.98 [3]	0:12.17 [1]
	(3)	Sean Cormack	0.6L (+5)	0:35.82	1200-1000 (0:11.52)	(0:11.89)	(0:11.54)	(0:11.52)	(0:11.92)	(0:11.94)	(0:11.84)	(0:11.81)	(0:12.17)
4	9	Masali Raffa	1:34.79	0:25.52	64.6 (1400-1200)	1:34.79	1:23.17 [1]	1:11.58 [2]	0:59.95 [2]	0:48.02 [2]	0:36.05 [2]	0:24.17 [2]	0:12.11 [4]
	(5)	Chris McIver	1.6L (+4)	0:36.05	1400-1200 (0:11.59)	(0:11.62)	(0:11.59)	(0:11.63)	(0:11.93)	(0:11.97)	(0:11.88)	(0:12.06)	(0:12.11)
5	7	Remlap Kava	1:34.83	0:26.25	63.8 (1200-1000)	1:34.83	1:22.71 [9]	1:10.86 [9]	0:59.34 [9]	0:47.54 [8]	0:35.51 [9]	0:23.54 [9]	0:11.86 [7]
	(7)	Gabrielle Semmens	1.8L (+4)	0:35.51	1200-1000 (0:11.51)	(0:12.12)	(0:11.85)	(0:11.51)	(0:11.80)	(0:12.03)	(0:11.96)	(0:11.69)	(0:11.86)
6	1	Mordecai	1:35.38	0:25.77	65.1 (1200-1000)	1:35.38	1:23.50 [5]	1:11.90 [5]	1:00.43 [4]	0:48.45 [5]	0:36.51 [5]	0:24.54 [4]	0:12.50 [6]
	(9)	Amie Meissner	5.0L (+7)	0:36.52	1200-1000 (0:11.47)	(0:11.88)	(0:11.60)	(0:11.47)	(0:11.99)	(0:11.93)	(0:11.98)	(0:12.04)	(0:12.50)
7	3	Turn Me Royale	1:35.50	0:25.34	64.3 (1400-1200)	1:35.50	1:23.86 [2]	1:12.46 [1]	1:00.91 [1]	0:49.05 [1]	0:37.06 [1]	0:25.11 [1]	0:12.90 [3]
	(1)	Ryan Wiggins	5.7L (+2)	0:37.06	1400-1200 (0:11.40)	(0:11.64)	(0:11.40)	(0:11.55)	(0:11.86)	(0:11.99)	(0:11.95)	(0:12.21)	(0:12.90)
8	8	Shez Lethal	1:35.55	0:25.55	64.8 (1200-1000)	1:35.55	1:23.86 [3]	1:12.26 [3]	1:00.70 [3]	0:48.73 [3]	0:36.69 [4]	0:24.66 [6]	0:12.52 [8]
	(2)	Tahlia Fenlon	6.0L (+10)	0:36.68	1200-1000 (0:11.56)	(0:11.69)	(0:11.60)	(0:11.56)	(0:11.97)	(0:12.04)	(0:12.03)	(0:12.13)	(0:12.52)
9	5	Mr Sugar Daddy	1:35.94	0:25.87	64.1 (1200-1000)	1:35.94	1:24.15 [4]	1:12.36 [6]	1:00.59 [8]	0:48.59 [9]	0:36.66 [8]	0:24.66 [8]	0:12.65 [9]
	(6)	Nathan Thomas	8.3L (+6)	0:36.66	1200-1000 (0:11.76)	(0:11.79)	(0:11.80)	(0:11.76)	(0:12.01)	(0:11.92)	(0:12.00)	(0:12.01)	(0:12.65)

Report Created: Thu 02 April 2026

(Note: Races are conducted over an approximate distance as close as possible to the advertised distance, and recorded data may vary accordingly. Official times refer to race times only and do not include handicap times.)

[] Position in running at each section and finish TAB# Saddle cloth number

[] Fastest split

-:--:-- No data available at this section

BAR# Barrier/Gate Position

■ Fastest section

NA No data available

DNF Did not finish

DNT Did not track

DT-W Distance travelled compared to winner in metres

Horse/Jockey Name	Diasonic/Adam Sewell
Finish Rank	1
Fastest Section Time (Section)	0:11.44 (1200-1000)
Top Speed [km/h] (Section)	64.5 (1200-1000)
Race State	Finished



Mackay QLD --Professional-2026-04-02

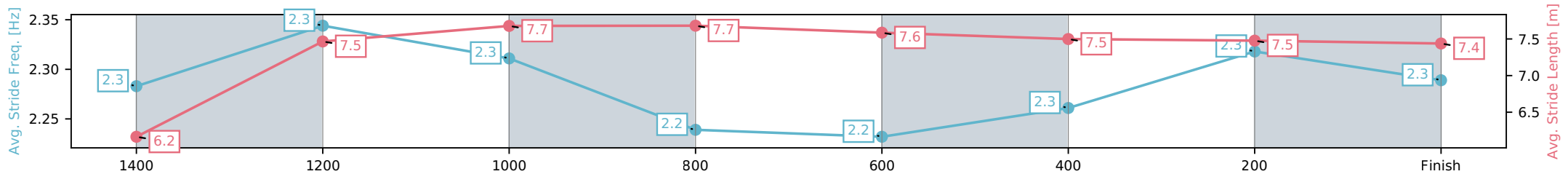
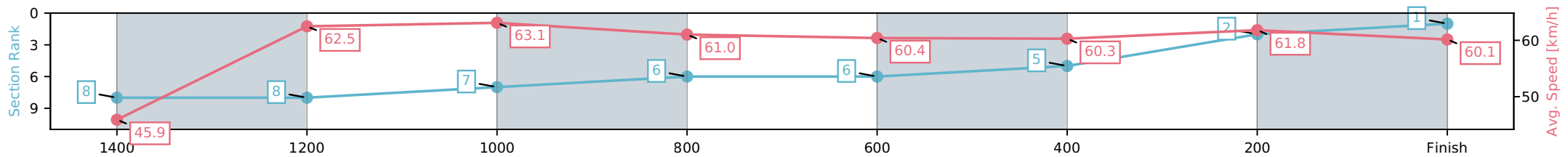
Race 8: HAPPY & SAFE EASTER FROM MTC RATINGS
BAND 0 - 55 Handicap - 1560m

02 April 2026 - 4:20PM

Track Rating: Good 4, Weather: Overcast, Rail Position: True Entire Circuit



Section	L1560	L1400	L1200	L1000	L800	L600	L400	L200
Section Times	1:34.52 (0:12.04)	1:22.48 [8] (0:11.62)	1:10.85 [7] (0:11.44)	0:59.41 [6] (0:11.84)	0:47.57 [6] (0:11.93)	0:35.63 [5] (0:11.96)	0:23.67 [2] (0:11.69)	0:11.98 [1] (0:11.98)
Average Speed [km/h]	45.9	62.5	63.1	61.0	60.4	60.3	61.8	60.1
Top Speed [km/h]	62.2	63.9	64.5	61.5	60.9	60.7	62.6	61.9
Avg. Dist. to Rail [m]	3.7	1.8	1.6	1.2	0.9	0.4	2.5	3.1
Avg. Stride Freq. [Hz]	2.3	2.3	2.3	2.2	2.2	2.3	2.3	2.3
Avg. Stride Length [m]	6.2	7.5	7.7	7.7	7.6	7.5	7.5	7.4



- [] Ranking at each section and finish
- :-:- No data available at this section
- NA No data available

Horse/Jockey Name	Cash Artist/Natalea Summers
Finish Rank	2
Fastest Section Time (Section)	0:11.44 (1200-1000)
Top Speed [km/h] (Section)	65.1 (1200-1000)
Race State	Finished



Mackay QLD --Professional-2026-04-02

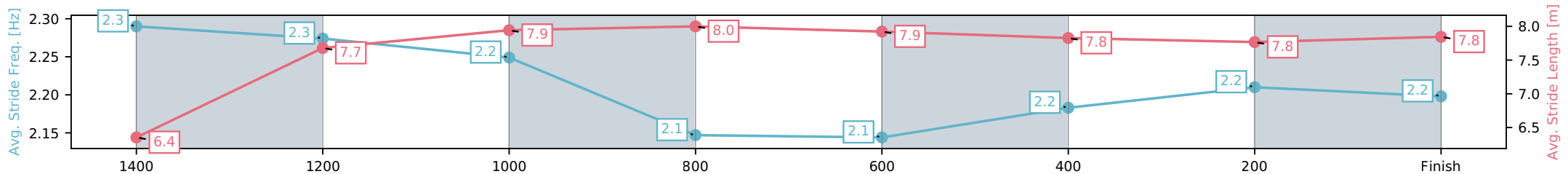
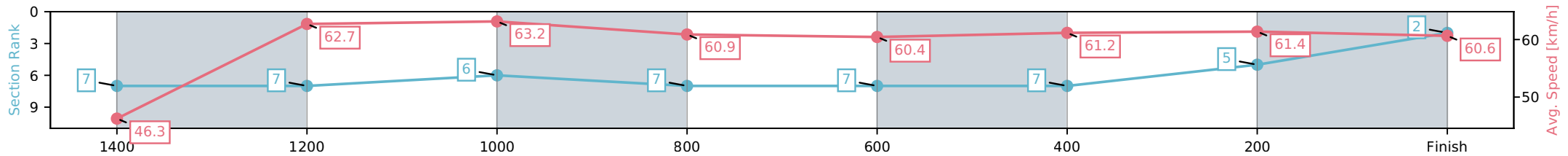
Race 8: HAPPY & SAFE EASTER FROM MTC RATINGS
BAND 0 - 55 Handicap - 1560m

02 April 2026 - 4:20PM

Track Rating: Good 4, Weather: Overcast, Rail Position: True Entire Circuit



Section	L1560	L1400	L1200	L1000	L800	L600	L400	L200
Section Times	1:34.62 (0:11.95)	1:22.67 [7] (0:11.70)	1:10.97 [6] (0:11.44)	0:59.52 [7] (0:11.92)	0:47.60 [7] (0:11.99)	0:35.61 [7] (0:11.92)	0:23.69 [5] (0:11.80)	0:11.89 [2] (0:11.89)
Average Speed [km/h]	46.3	62.7	63.2	60.9	60.4	61.2	61.4	60.6
Top Speed [km/h]	61.5	63.5	65.1	61.3	61.0	61.6	62.9	62.8
Avg. Dist. to Rail [m]	7.9	3.8	2.6	2.4	2.1	1.7	4.9	5.2
Avg. Stride Freq. [Hz]	2.3	2.3	2.2	2.1	2.1	2.2	2.2	2.2
Avg. Stride Length [m]	6.4	7.7	7.9	8.0	7.9	7.8	7.8	7.8



[] Ranking at each section and finish
 -:-:- No data available at this section
 NA No data available

Horse/Jockey Name	Boom Crusher/Sean Cormack
Finish Rank	3
Fastest Section Time (Section)	0:11.52 (1200-1000)
Top Speed [km/h] (Section)	64.5 (1200-1000)
Race State	Finished



Mackay QLD --Professional-2026-04-02

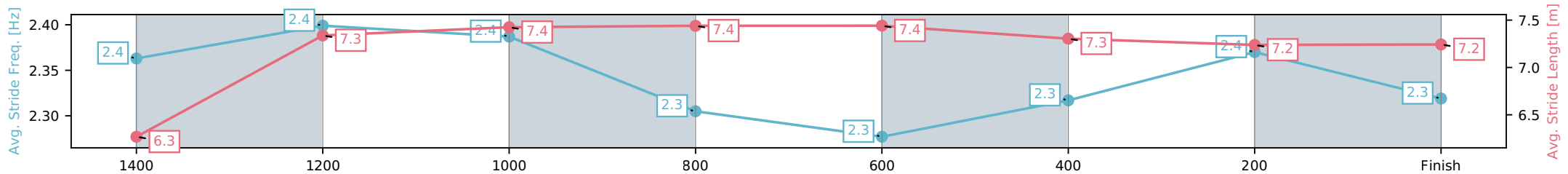
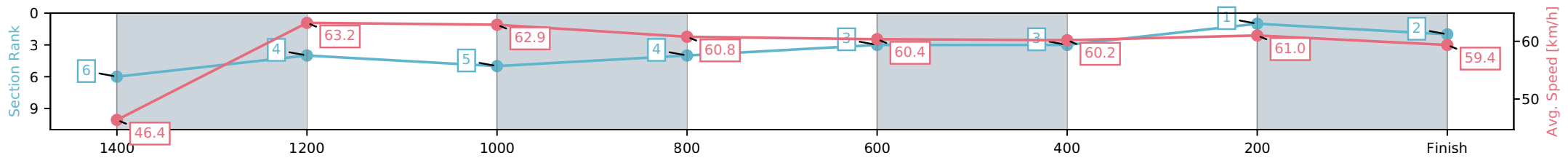
Race 8: HAPPY & SAFE EASTER FROM MTC RATINGS
BAND 0 - 55 Handicap - 1560m

02 April 2026 - 4:20PM

Track Rating: Good 4, Weather: Overcast, Rail Position: True Entire Circuit



Section	L1560	L1400	L1200	L1000	L800	L600	L400	L200
Section Times	1:34.62 (0:11.89)	1:22.73 [4] (0:11.54)	1:11.19 [5] (0:11.52)	0:59.67 [4] (0:11.92)	0:47.75 [3] (0:11.94)	0:35.81 [3] (0:11.84)	0:23.98 [1] (0:11.81)	0:12.17 [2] (0:12.17)
Average Speed [km/h]	46.4	63.2	62.9	60.8	60.4	60.2	61.0	59.4
Top Speed [km/h]	61.0	64.4	64.5	61.7	61.0	60.9	62.2	60.9
Avg. Dist. to Rail [m]	3.9	2.9	2.6	2.1	1.0	1.4	2.9	3.5
Avg. Stride Freq. [Hz]	2.4	2.4	2.4	2.3	2.3	2.3	2.4	2.3
Avg. Stride Length [m]	6.3	7.3	7.4	7.4	7.4	7.3	7.2	7.2



- [] Ranking at each section and finish
- :-:- No data available at this section
- NA No data available

Horse/Jockey Name	Masali Raffa/Chris McIver
Finish Rank	4
Fastest Section Time (Section)	0:11.59 (1400-1200)
Top Speed [km/h] (Section)	64.6 (1400-1200)
Race State	Finished



Mackay QLD --Professional-2026-04-02

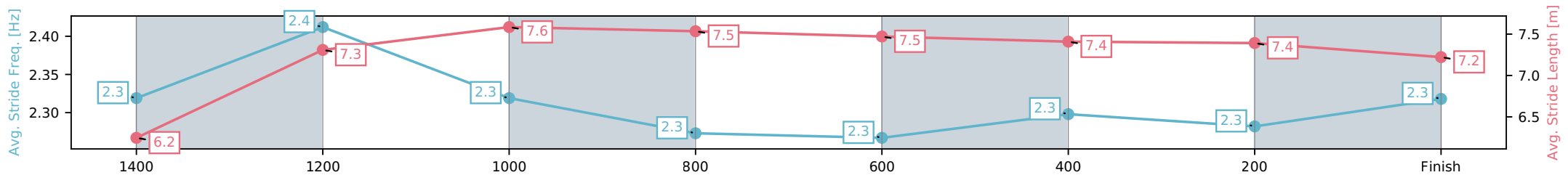
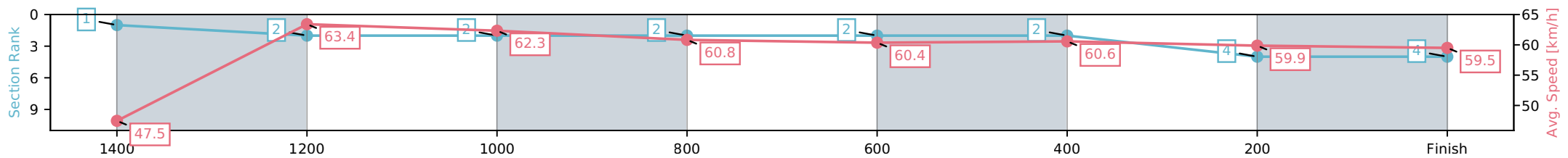
Race 8: HAPPY & SAFE EASTER FROM MTC RATINGS
BAND 0 - 55 Handicap - 1560m

02 April 2026 - 4:20PM

Track Rating: Good 4, Weather: Overcast, Rail Position: True Entire Circuit



Section	L1560	L1400	L1200	L1000	L800	L600	L400	L200
Section Times	1:34.79 (0:11.62)	1:23.17 [2] (0:11.59)	1:11.58 [2] (0:11.63)	0:59.95 [2] (0:11.93)	0:48.02 [2] (0:11.97)	0:36.05 [2] (0:11.88)	0:24.17 [4] (0:12.06)	0:12.11 [4] (0:12.11)
Average Speed [km/h]	47.5	63.4	62.3	60.8	60.4	60.6	59.9	59.5
Top Speed [km/h]	61.5	64.6	64.0	61.5	60.8	61.4	60.3	60.6
Avg. Dist. to Rail [m]	6.0	4.3	3.3	2.5	1.6	0.4	4.6	7.2
Avg. Stride Freq. [Hz]	2.3	2.4	2.3	2.3	2.3	2.3	2.3	2.3
Avg. Stride Length [m]	6.2	7.3	7.6	7.5	7.5	7.4	7.4	7.2



- [] Ranking at each section and finish
- :-:- No data available at this section
- NA No data available

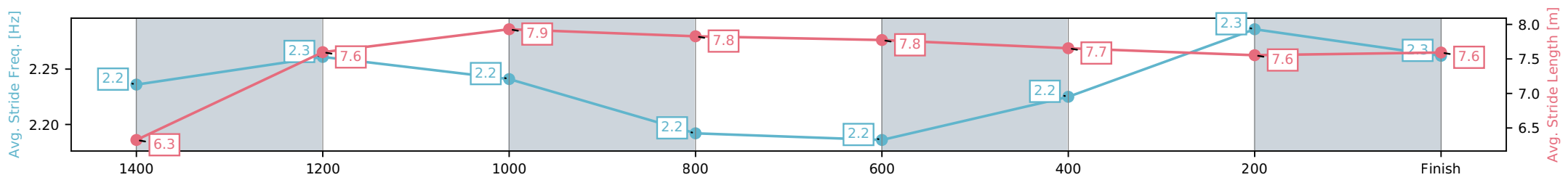
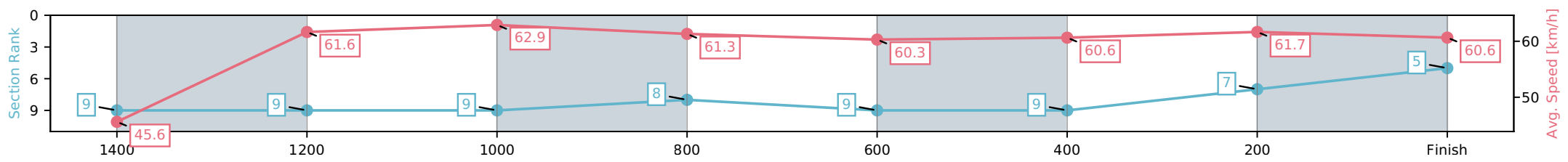
Horse/Jockey Name	Remlap Kava/Gabrielle Semmens
Finish Rank	5
Fastest Section Time (Section)	0:11.51 (1200-1000)
Top Speed [km/h] (Section)	63.8 (1200-1000)
Race State	Finished



Mackay QLD --Professional-2026-04-02
 Race 8: HAPPY & SAFE EASTER FROM MTC RATINGS
 BAND 0 - 55 Handicap - 1560m
 02 April 2026 - 4:20PM
 Track Rating: Good 4, Weather: Overcast, Rail Position: True Entire Circuit



Section	L1560	L1400	L1200	L1000	L800	L600	L400	L200
Section Times	1:34.83 (0:12.12)	1:22.71 [9] (0:11.85)	1:10.86 [9] (0:11.51)	0:59.34 [8] (0:11.80)	0:47.54 [9] (0:12.03)	0:35.51 [9] (0:11.96)	0:23.54 [7] (0:11.69)	0:11.86 [5] (0:11.86)
Average Speed [km/h]	45.6	61.6	62.9	61.3	60.3	60.6	61.7	60.6
Top Speed [km/h]	60.3	63.6	63.8	61.6	61.3	61.0	62.4	62.4
Avg. Dist. to Rail [m]	6.3	3.1	2.7	1.9	2.2	1.2	0.7	0.7
Avg. Stride Freq. [Hz]	2.2	2.3	2.2	2.2	2.2	2.2	2.3	2.3
Avg. Stride Length [m]	6.3	7.6	7.9	7.8	7.8	7.7	7.6	7.6



[] Ranking at each section and finish
 -:-:- No data available at this section
 NA No data available

Horse/Jockey Name	Mordecai/Amie Meissner
Finish Rank	6
Fastest Section Time (Section)	0:11.47 (1200-1000)
Top Speed [km/h] (Section)	65.1 (1200-1000)
Race State	Finished



Mackay QLD --Professional-2026-04-02

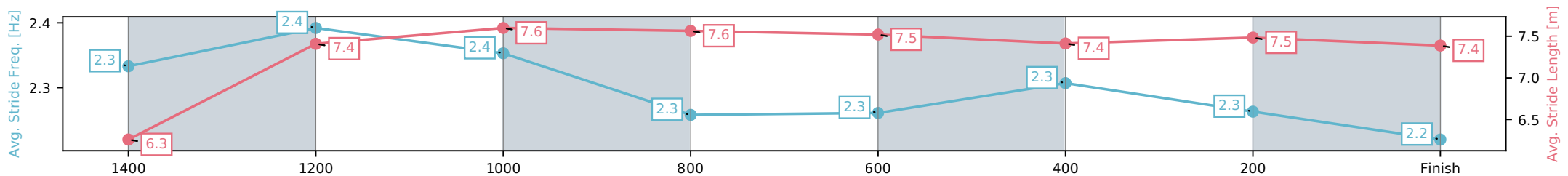
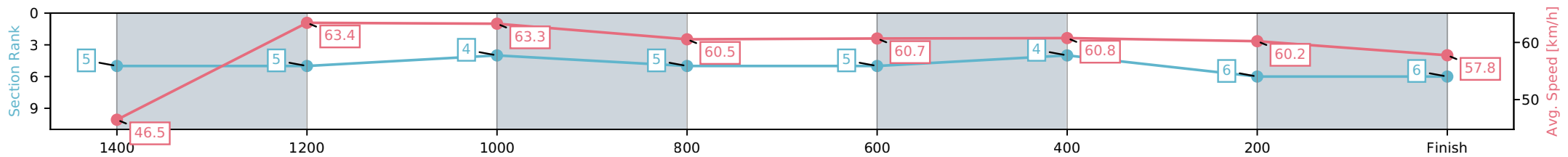
Race 8: HAPPY & SAFE EASTER FROM MTC RATINGS
BAND 0 - 55 Handicap - 1560m

02 April 2026 - 4:20PM

Track Rating: Good 4, Weather: Overcast, Rail Position: True Entire Circuit



Section	L1560	L1400	L1200	L1000	L800	L600	L400	L200
Section Times	1:35.38 (0:11.88)	1:23.50 [5] (0:11.60)	1:11.90 [4] (0:11.47)	1:00.43 [5] (0:11.99)	0:48.45 [5] (0:11.93)	0:36.51 [4] (0:11.98)	0:24.54 [6] (0:12.04)	0:12.50 [6] (0:12.50)
Average Speed [km/h]	46.5	63.4	63.3	60.5	60.7	60.8	60.2	57.8
Top Speed [km/h]	61.9	64.3	65.1	61.0	61.8	61.9	60.9	59.4
Avg. Dist. to Rail [m]	9.6	4.9	3.3	2.6	2.3	1.5	5.4	7.7
Avg. Stride Freq. [Hz]	2.3	2.4	2.4	2.3	2.3	2.3	2.3	2.2
Avg. Stride Length [m]	6.3	7.4	7.6	7.6	7.5	7.4	7.5	7.4



- [] Ranking at each section and finish
- :-:- No data available at this section
- NA No data available

Horse/Jockey Name	Turn Me Royale/Ryan Wiggins
Finish Rank	7
Fastest Section Time (Section)	0:11.40 (1400-1200)
Top Speed [km/h] (Section)	64.3 (1400-1200)
Race State	Finished



Mackay QLD --Professional-2026-04-02

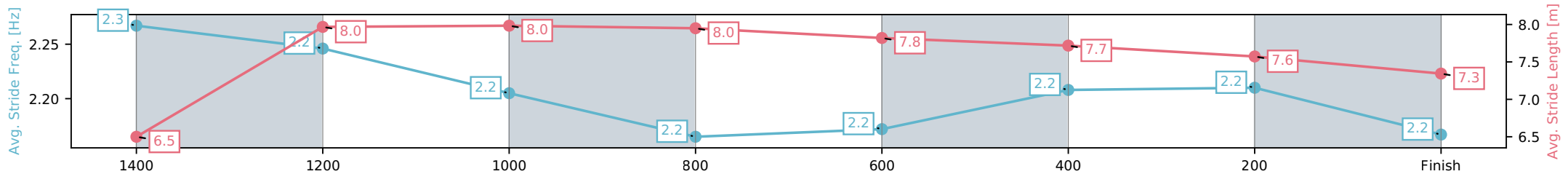
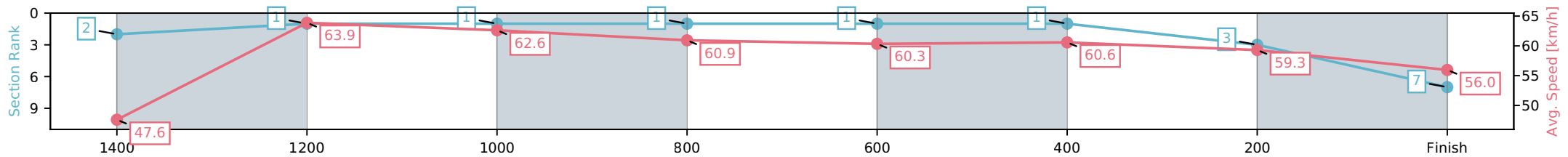
Race 8: HAPPY & SAFE EASTER FROM MTC RATINGS
BAND 0 - 55 Handicap - 1560m

02 April 2026 - 4:20PM

Track Rating: Good 4, Weather: Overcast, Rail Position: True Entire Circuit



Section	L1560	L1400	L1200	L1000	L800	L600	L400	L200
Section Times	1:35.50 (0:11.64)	1:23.86 [1] (0:11.40)	1:12.46 [1] (0:11.55)	1:00.91 [1] (0:11.86)	0:49.05 [1] (0:11.99)	0:37.06 [1] (0:11.95)	0:25.11 [3] (0:12.21)	0:12.90 [7] (0:12.90)
Average Speed [km/h]	47.6	63.9	62.6	60.9	60.3	60.6	59.3	56.0
Top Speed [km/h]	62.9	64.3	63.6	61.9	61.1	61.1	60.4	58.8
Avg. Dist. to Rail [m]	2.8	2.5	1.8	1.7	1.6	0.7	5.1	6.8
Avg. Stride Freq. [Hz]	2.3	2.2	2.2	2.2	2.2	2.2	2.2	2.2
Avg. Stride Length [m]	6.5	8.0	8.0	8.0	7.8	7.7	7.6	7.3



[] Ranking at each section and finish
 -:-:- No data available at this section
 NA No data available

Horse/Jockey Name	Shez Lethal/Tahlia Fenlon
Finish Rank	8
Fastest Section Time (Section)	0:11.56 (1200-1000)
Top Speed [km/h] (Section)	64.8 (1200-1000)
Race State	Finished



Mackay QLD --Professional-2026-04-02

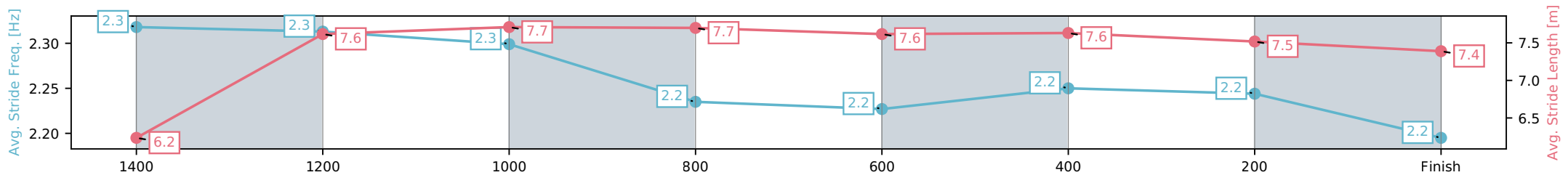
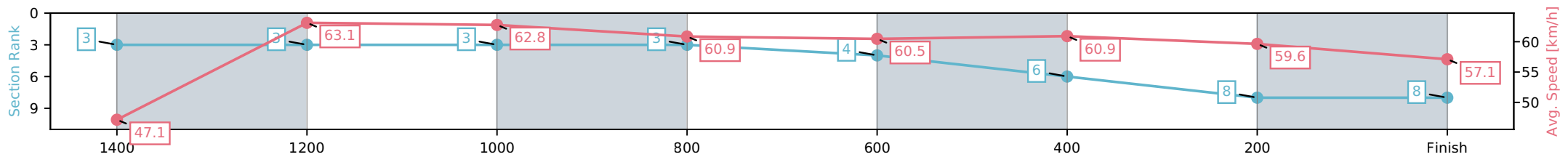
Race 8: HAPPY & SAFE EASTER FROM MTC RATINGS
BAND 0 - 55 Handicap - 1560m

02 April 2026 - 4:20PM

Track Rating: Good 4, Weather: Overcast, Rail Position: True Entire Circuit



Section	L1560	L1400	L1200	L1000	L800	L600	L400	L200
Section Times	1:35.55 (0:11.69)	1:23.86 [3] (0:11.60)	1:12.26 [3] (0:11.56)	1:00.70 [3] (0:11.97)	0:48.73 [4] (0:12.04)	0:36.69 [6] (0:12.03)	0:24.66 [8] (0:12.13)	0:12.52 [8] (0:12.52)
Average Speed [km/h]	47.1	63.1	62.8	60.9	60.5	60.9	59.6	57.1
Top Speed [km/h]	62.4	64.1	64.8	62.0	61.2	61.3	61.0	58.6
Avg. Dist. to Rail [m]	2.9	3.5	4.1	3.8	3.5	2.4	3.6	3.7
Avg. Stride Freq. [Hz]	2.3	2.3	2.3	2.2	2.2	2.2	2.2	2.2
Avg. Stride Length [m]	6.2	7.6	7.7	7.7	7.6	7.6	7.5	7.4



- [] Ranking at each section and finish
- :-:- No data available at this section
- NA No data available

Horse/Jockey Name	Mr Sugar Daddy/Nathan Thomas
Finish Rank	9
Fastest Section Time (Section)	0:11.76 (1200-1000)
Top Speed [km/h] (Section)	64.1 (1200-1000)
Race State	Finished



Mackay QLD --Professional-2026-04-02

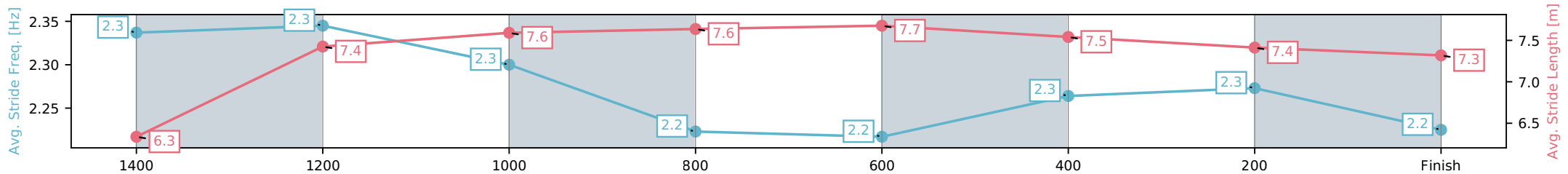
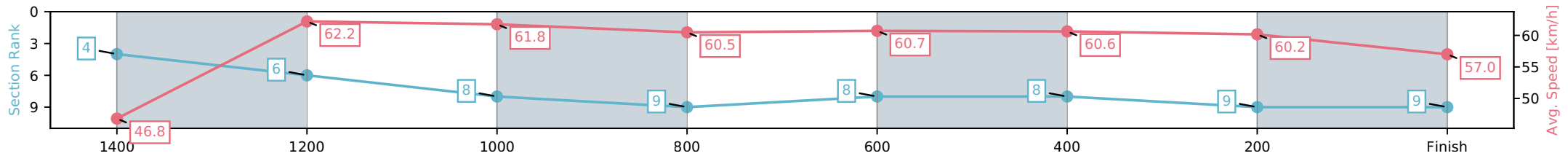
Race 8: HAPPY & SAFE EASTER FROM MTC RATINGS
BAND 0 - 55 Handicap - 1560m

02 April 2026 - 4:20PM

Track Rating: Good 4, Weather: Overcast, Rail Position: True Entire Circuit



Section	L1560	L1400	L1200	L1000	L800	L600	L400	L200
Section Times	1:35.94 (0:11.79)	1:24.15 [6] (0:11.80)	1:12.36 [8] (0:11.76)	1:00.59 [9] (0:12.01)	0:48.59 [8] (0:11.92)	0:36.66 [8] (0:12.00)	0:24.66 [9] (0:12.01)	0:12.65 [9] (0:12.65)
Average Speed [km/h]	46.8	62.2	61.8	60.5	60.7	60.6	60.2	57.0
Top Speed [km/h]	60.5	63.5	64.1	60.9	61.7	61.0	61.6	60.3
Avg. Dist. to Rail [m]	6.6	4.2	4.2	2.8	1.9	1.4	3.1	4.7
Avg. Stride Freq. [Hz]	2.3	2.3	2.3	2.2	2.2	2.3	2.3	2.2
Avg. Stride Length [m]	6.3	7.4	7.6	7.6	7.7	7.5	7.4	7.3



- [] Ranking at each section and finish
- :-:- No data available at this section
- NA No data available



Mackay QLD

Race 9: RACING AGAIN FRIDAY 17TH APRIL RATINGS BAND 0 - 58 Handicap - 1300m

02 April 2026 - 5:00PM

Track Rating: Good 4, Weather: Overcast, Rail Position: True Entire Circuit



MACKAY TURF CLUB

Ooralea Racecourse

Field Times (Race Tempo) 1:16.52 (0:07.80) 1:08.72 (0:10.79) 0:57.93 (0:11.07) 0:46.86 (0:11.34) 0:35.52 (0:11.68) 0:23.84 (0:11.54) 0:12.30 (0:12.30)

Rank	TAB#	Horse	Overall Time	First 400m	Top Speed km/h (Section)	L1300	L1200	L1000	L800	L600	L400	L200	
	(BAR#)	Jockey	Margin (DT-W)	Last 600m	Fastest Section (Time)	Start - 1200	1200 - 1000	1000 - 800	800 - 600	600 - 400	400 - 200	200 - Finish	
1	4	Zaya	1:16.52	0:24.12	68.3 (1200-1000)	1:16.52	1:08.72 [1]	0:57.93 [1]	0:46.86 [1]	0:35.52 [1]	0:23.84 [1]	0:12.30 [1]	
	(10)	Tahlia Fenlon		0:35.52	1200-1000 (0:10.79)	(0:07.80)	(0:10.79)	(0:11.07)	(0:11.34)	(0:11.68)	(0:11.54)	(0:12.30)	
2	11	Leica Flamingo	1:16.57	0:24.28	68.0 (1200-1000)	1:16.57	1:08.69 [2]	0:57.78 [2]	0:46.64 [3]	0:35.31 [3]	0:23.67 [3]	0:12.05 [2]	
	(3)	Raul Silvera Olivera	0.3L (+1)	0:35.32	1200-1000 (0:10.92)	(0:07.88)	(0:10.92)	(0:11.13)	(0:11.33)	(0:11.64)	(0:11.63)	(0:12.05)	
3	1	Rum Rumble	1:16.61	0:25.06	67.1 (1200-1000)	1:16.61	1:08.28 [10]	0:57.10 [10]	0:45.95 [10]	0:34.54 [10]	0:23.02 [9]	0:11.67 [5]	
	(7)	McKenzie Apel	0.6L (+4)	0:34.54	1000-800 (0:11.15)	(0:08.33)	(0:11.18)	(0:11.15)	(0:11.41)	(0:11.52)	(0:11.35)	(0:11.67)	
4	12	Cascia	1:16.89	0:24.45	67.4 (1200-1000)	1:16.89	1:08.92 [3]	0:57.94 [4]	0:46.80 [4]	0:35.50 [4]	0:23.82 [4]	0:12.14 [3]	
	(6)	Sean Cormack	2.2L (+2)	0:35.49	1200-1000 (0:10.99)	(0:07.97)	(0:10.99)	(0:11.14)	(0:11.31)	(0:11.67)	(0:11.68)	(0:12.14)	
5	6	Four Leaf Wonder	1:17.04	0:24.66	67.8 (1200-1000)	1:17.04	1:08.98 [7]	0:57.88 [6]	0:46.75 [6]	0:35.38 [6]	0:23.63 [7]	0:12.03 [6]	
	(5)	Chris McIver	3.0L (+1)	0:35.38	1200-1000 (0:11.09)	(0:08.06)	(0:11.09)	(0:11.13)	(0:11.37)	(0:11.75)	(0:11.60)	(0:12.03)	
6	2	Airclash	1:17.37	0:24.95	66.3 (1200-1000)	1:17.37	1:09.18 [8]	0:57.94 [8]	0:46.80 [9]	0:35.47 [8]	0:23.87 [8]	0:12.08 [10]	
	(4)	Chelsea Jokic	5.0L (+5)	0:35.47	1000-800 (0:11.14)	(0:08.19)	(0:11.24)	(0:11.14)	(0:11.33)	(0:11.60)	(0:11.79)	(0:12.08)	
7	8	Citiroc	1:17.42	0:25.38	66.4 (1000-800)	1:17.42	1:08.91 [11]	0:57.53 [11]	0:46.46 [11]	0:35.14 [11]	0:23.63 [11]	0:12.20 [9]	
	(9)	Amie Meissner	5.3L (+2)	0:35.14	1000-800 (0:11.07)	(0:08.51)	(0:11.38)	(0:11.07)	(0:11.32)	(0:11.51)	(0:11.43)	(0:12.20)	
8	7	To Love Somebody	1:17.74	0:24.19	69.3 (1200-1000)	1:17.74	1:09.69 [5]	0:58.86 [3]	0:48.01 [2]	0:36.70 [2]	0:24.99 [2]	0:12.97 [4]	
	(11)	Adam Sewell	7.2L (+2)	0:36.70	1200-1000 (0:10.83)	(0:08.05)	(0:10.83)	(0:10.85)	(0:11.30)	(0:11.72)	(0:12.01)	(0:12.97)	
9	10	Badlifedecision	1:17.78	0:24.72	66.4 (1200-1000)	1:17.78	1:09.73 [6]	0:58.51 [7]	0:47.46 [7]	0:36.08 [7]	0:24.39 [6]	0:12.56 [8]	
	(8)	Warwick Satherley	7.4L (+5)	0:36.08	1000-800 (0:11.06)	(0:08.05)	(0:11.22)	(0:11.06)	(0:11.38)	(0:11.69)	(0:11.83)	(0:12.56)	
10	9	Holy Crown	1:18.11	0:24.95	65.9 (1200-1000)	1:18.11	1:09.84 [9]	0:58.67 [9]	0:47.55 [8]	0:36.20 [9]	0:24.49 [10]	0:12.69 [11]	
	(2)	Gabrielle Semmens	9.4L (-2)	0:36.20	1000-800 (0:11.12)	(0:08.27)	(0:11.17)	(0:11.12)	(0:11.35)	(0:11.71)	(0:11.80)	(0:12.69)	

Scratched: Fifty Five Mustang (#3)

Report Created: Thu 02 April 2026

(Note: Races are conducted over an approximate distance as close as possible to the advertised distance, and recorded data may vary accordingly. Official times refer to race times only and do not include handicap times.)

[] Position in running at each section and finish TAB# Saddle cloth number

Fastest split

-:--:-- No data available at this section

BAR# Barrier/Gate Position

Fastest section

NA No data available

DNF Did not finish

DNT Did not track

DT-W Distance travelled compared to winner in metres



Mackay QLD

Race 9: RACING AGAIN FRIDAY 17TH APRIL RATINGS BAND 0 - 58 Handicap - 1300m
02 April 2026 - 5:00PM



MACKAY TURF CLUB

Ooralea Racecourse

Track Rating: Good 4, Weather: Overcast, Rail Position: True Entire Circuit

Field Times (Race Tempo) 1:16.52 (0:07.80) 1:08.72 (0:10.79) 0:57.93 (0:11.07) 0:46.86 (0:11.34) 0:35.52 (0:11.68) 0:23.84 (0:11.54) 0:12.30 (0:12.30)

Rank	TAB#	Horse	Overall Time	First 400m	Top Speed km/h (Section)	L1300	L1200	L1000	L800	L600	L400	L200	
	(BAR#)	Jockey	Margin (DT-W)	Last 600m	Fastest Section (Time)	Start - 1200	1200 - 1000	1000 - 800	800 - 600	600 - 400	400 - 200	200 - Finish	
11	5	Dubawi's Girl	1:18.16	0:24.54	67.2 (1200-1000)	1:18.16	1:10.14 [4]	0:59.12 [5]	0:48.00 [5]	0:36.65 [5]	0:24.88 [5]	0:12.94 [7]	
	(1)	Nathan Thomas	9.6L (-1)	0:36.64	1200-1000 (0:11.02)	(0:08.02)	(0:11.02)	(0:11.12)	(0:11.35)	(0:11.77)	(0:11.93)	(0:12.94)	

Scratched: Fifty Five Mustang (#3)

Report Created: Thu 02 April 2026

(Note: Races are conducted over an approximate distance as close as possible to the advertised distance, and recorded data may vary accordingly. Official times refer to race times only and do not include handicap times.)

[] Position in running at each section and finish TAB# Saddle cloth number

-:--:-- No data available at this section

NA No data available

DNT Did not track

BAR# Barrier/Gate Position

DNF Did not finish

DT-W Distance travelled compared to winner in metres

Fastest split

Fastest section

Horse/Jockey Name	Zaya/Tahlia Fenlon
Finish Rank	1
Fastest Section Time (Section)	0:10.79 (1200-1000)
Top Speed [km/h] (Section)	68.3 (1200-1000)
Race State	Finished



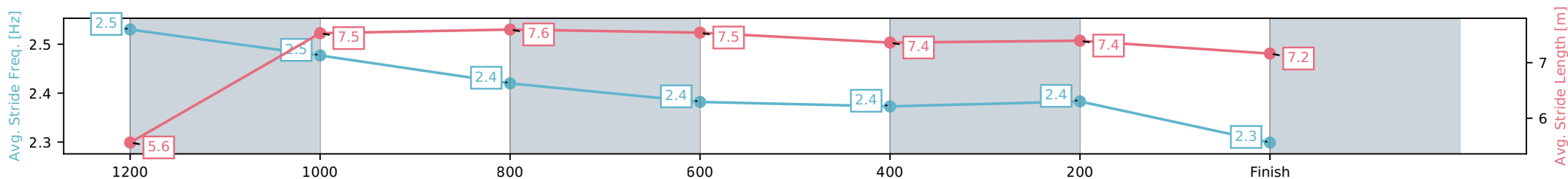
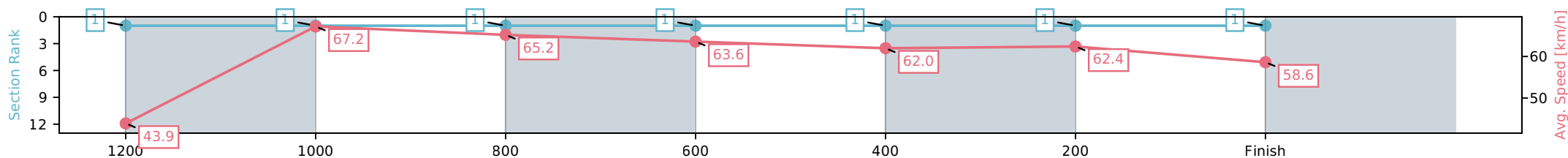
Mackay QLD --Professional-2026-04-02
 Race 9: RACING AGAIN FRIDAY 17TH APRIL RATINGS BAND
 0 - 58 Handicap - 1300m

02 April 2026 - 5:00PM

Track Rating: Good 4, Weather: Overcast, Rail Position: True Entire Circuit



Section	L1300	L1200	L1000	L800	L600	L400	L200
Section Times	1:16.52 (0:07.80)	1:08.72 [1] (0:10.79)	0:57.93 [1] (0:11.07)	0:46.86 [1] (0:11.34)	0:35.52 [1] (0:11.68)	0:23.84 [1] (0:11.54)	0:12.30 [1] (0:12.30)
Average Speed [km/h]	43.9	67.2	65.2	63.6	62.0	62.4	58.6
Top Speed [km/h]	62.9	68.3	66.3	64.5	62.8	63.6	62.0
Avg. Dist. to Rail [m]	12.2	3.3	0.7	1.0	0.7	1.4	3.7
Avg. Stride Freq. [Hz]	2.5	2.5	2.4	2.4	2.4	2.4	2.3
Avg. Stride Length [m]	5.6	7.5	7.6	7.5	7.4	7.4	7.2



[] Ranking at each section and finish
 -:-:- No data available at this section
 NA No data available

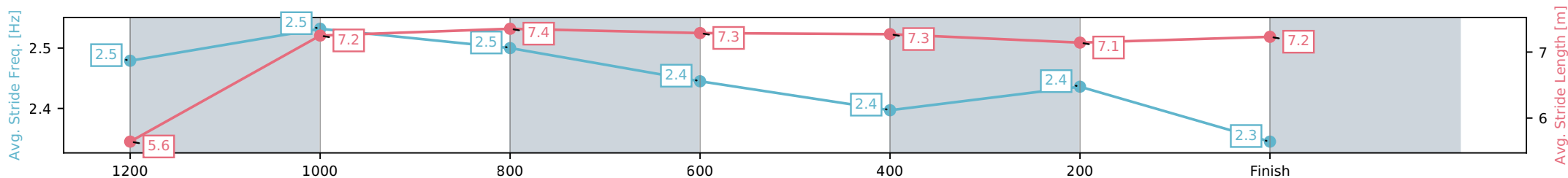
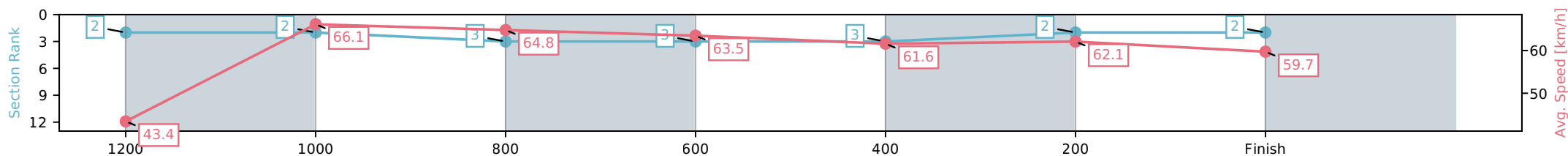
Horse/Jockey Name	Leica Flamingo/Raul Silvera Olivera
Finish Rank	2
Fastest Section Time (Section)	0:10.92 (1200-1000)
Top Speed [km/h] (Section)	68.0 (1200-1000)
Race State	Finished



Mackay QLD --Professional-2026-04-02
 Race 9: RACING AGAIN FRIDAY 17TH APRIL RATINGS BAND
 0 - 58 Handicap - 1300m
 02 April 2026 - 5:00PM
 Track Rating: Good 4, Weather: Overcast, Rail Position: True Entire Circuit



Section	L1300	L1200	L1000	L800	L600	L400	L200
Section Times	1:16.57 (0:07.88)	1:08.69 [2] (0:10.92)	0:57.78 [3] (0:11.13)	0:46.64 [3] (0:11.33)	0:35.31 [3] (0:11.64)	0:23.67 [2] (0:11.63)	0:12.05 [2] (0:12.05)
Average Speed [km/h]	43.4	66.1	64.8	63.5	61.6	62.1	59.7
Top Speed [km/h]	63.1	68.0	67.4	64.8	63.6	63.1	61.8
Avg. Dist. to Rail [m]	7.0	2.2	0.7	0.6	0.8	2.2	5.7
Avg. Stride Freq. [Hz]	2.5	2.5	2.5	2.4	2.4	2.4	2.3
Avg. Stride Length [m]	5.6	7.2	7.4	7.3	7.3	7.1	7.2



[] Ranking at each section and finish
 -:-:- No data available at this section
 NA No data available

Horse/Jockey Name	Rum Rumble/McKenzie Apel
Finish Rank	3
Fastest Section Time (Section)	0:11.15 (1000-800)
Top Speed [km/h] (Section)	67.1 (1200-1000)
Race State	Finished



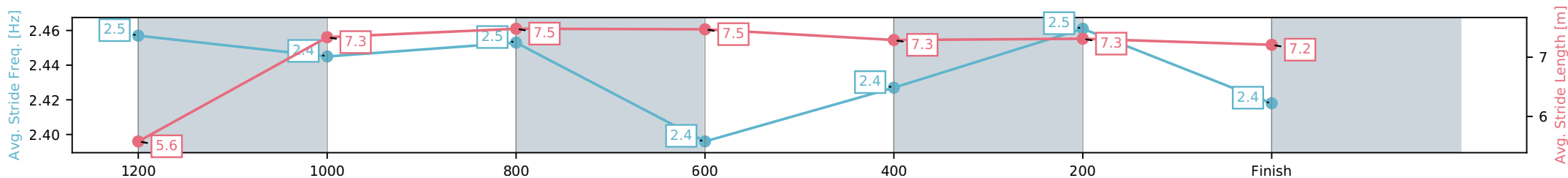
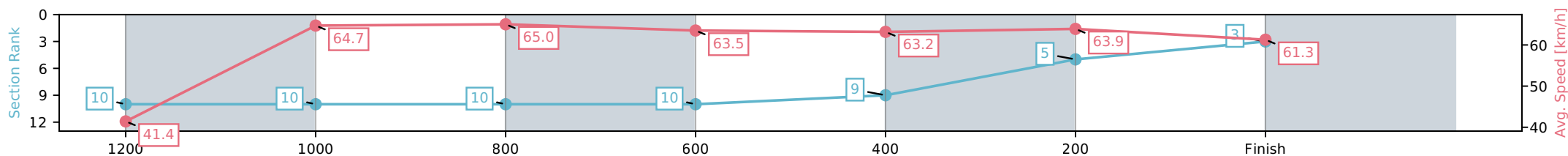
Mackay QLD --Professional-2026-04-02
 Race 9: RACING AGAIN FRIDAY 17TH APRIL RATINGS BAND
 0 - 58 Handicap - 1300m

02 April 2026 - 5:00PM

Track Rating: Good 4, Weather: Overcast, Rail Position: True Entire Circuit



Section	L1300	L1200	L1000	L800	L600	L400	L200
Section Times	1:16.61 (0:08.33)	1:08.28 [10] (0:11.18)	0:57.10 [10] (0:11.15)	0:45.95 [10] (0:11.41)	0:34.54 [9] (0:11.52)	0:23.02 [5] (0:11.35)	0:11.67 [3] (0:11.67)
Average Speed [km/h]	41.4	64.7	65.0	63.5	63.2	63.9	61.3
Top Speed [km/h]	61.0	67.1	66.8	65.2	64.6	64.6	63.6
Avg. Dist. to Rail [m]	9.2	2.7	2.2	1.9	1.6	4.5	7.0
Avg. Stride Freq. [Hz]	2.5	2.4	2.5	2.4	2.4	2.5	2.4
Avg. Stride Length [m]	5.6	7.3	7.5	7.5	7.3	7.3	7.2



- [] Ranking at each section and finish
- :-:- No data available at this section
- NA No data available

Horse/Jockey Name	Cascia/Sean Cormack
Finish Rank	4
Fastest Section Time (Section)	0:10.99 (1200-1000)
Top Speed [km/h] (Section)	67.4 (1200-1000)
Race State	Finished



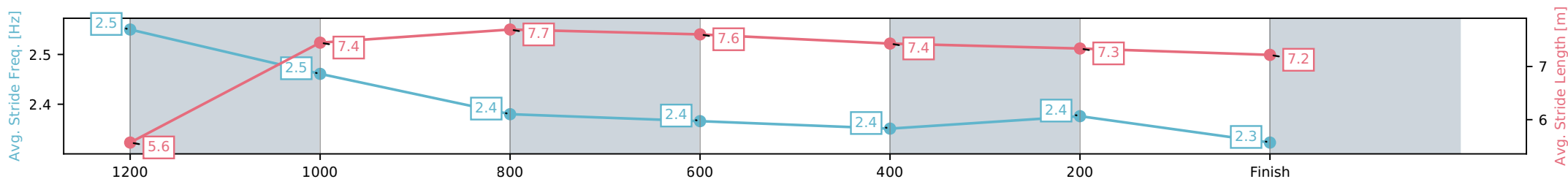
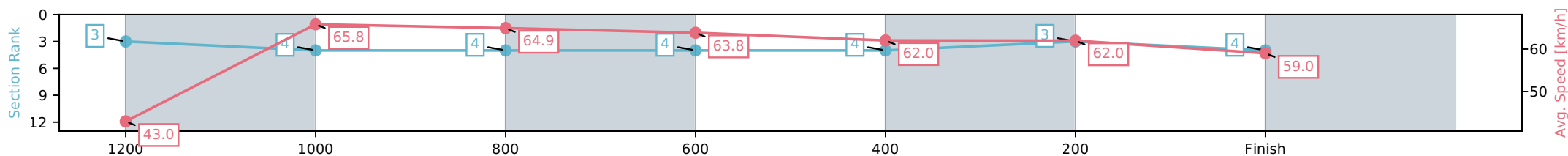
Mackay QLD --Professional-2026-04-02
 Race 9: RACING AGAIN FRIDAY 17TH APRIL RATINGS BAND
 0 - 58 Handicap - 1300m



02 April 2026 - 5:00PM

Track Rating: Good 4, Weather: Overcast, Rail Position: True Entire Circuit

Section	L1300	L1200	L1000	L800	L600	L400	L200
Section Times	1:16.89 (0:07.97)	1:08.92 [4] (0:10.99)	0:57.94 [4] (0:11.14)	0:46.80 [4] (0:11.31)	0:35.50 [4] (0:11.67)	0:23.82 [3] (0:11.68)	0:12.14 [4] (0:12.14)
Average Speed [km/h]	43.0	65.8	64.9	63.8	62.0	62.0	59.0
Top Speed [km/h]	62.3	67.4	66.5	65.3	62.7	63.2	62.5
Avg. Dist. to Rail [m]	9.6	2.7	1.6	1.1	0.7	3.7	6.2
Avg. Stride Freq. [Hz]	2.5	2.5	2.4	2.4	2.4	2.4	2.3
Avg. Stride Length [m]	5.6	7.4	7.7	7.6	7.4	7.3	7.2



[] Ranking at each section and finish
 -:-:- No data available at this section
 NA No data available

Horse/Jockey Name	Four Leaf Wonder/Chris McIver
Finish Rank	5
Fastest Section Time (Section)	0:11.09 (1200-1000)
Top Speed [km/h] (Section)	67.8 (1200-1000)
Race State	Finished



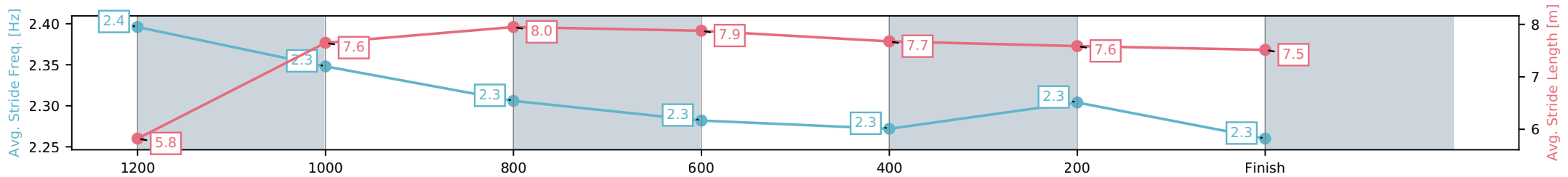
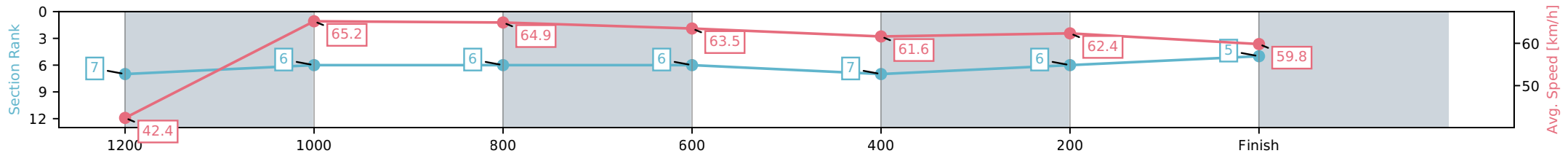
Mackay QLD --Professional-2026-04-02
 Race 9: RACING AGAIN FRIDAY 17TH APRIL RATINGS BAND
 0 - 58 Handicap - 1300m



02 April 2026 - 5:00PM

Track Rating: Good 4, Weather: Overcast, Rail Position: True Entire Circuit

Section	L1300	L1200	L1000	L800	L600	L400	L200
Section Times	1:17.04 (0:08.06)	1:08.98 [6] (0:11.09)	0:57.88 [6] (0:11.13)	0:46.75 [6] (0:11.37)	0:35.38 [7] (0:11.75)	0:23.63 [6] (0:11.60)	0:12.03 [5] (0:12.03)
Average Speed [km/h]	42.4	65.2	64.9	63.5	61.6	62.4	59.8
Top Speed [km/h]	61.4	67.8	66.5	64.2	62.2	63.1	62.6
Avg. Dist. to Rail [m]	8.7	3.0	1.3	1.0	0.8	2.6	3.0
Avg. Stride Freq. [Hz]	2.4	2.3	2.3	2.3	2.3	2.3	2.3
Avg. Stride Length [m]	5.8	7.6	8.0	7.9	7.7	7.6	7.5



- [] Ranking at each section and finish
- :-:- No data available at this section
- NA No data available

Horse/Jockey Name	Airclash/Chelsea Jokic
Finish Rank	6
Fastest Section Time (Section)	0:11.14 (1000-800)
Top Speed [km/h] (Section)	66.3 (1200-1000)
Race State	Finished



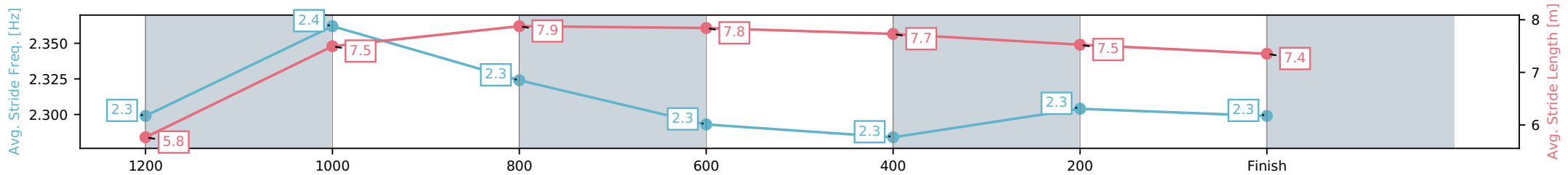
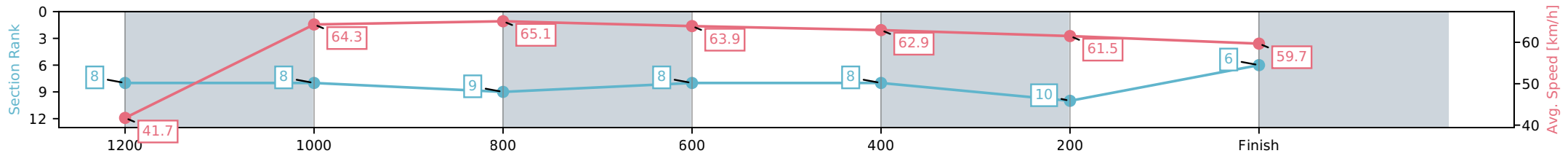
Mackay QLD --Professional-2026-04-02
 Race 9: RACING AGAIN FRIDAY 17TH APRIL RATINGS BAND
 0 - 58 Handicap - 1300m

02 April 2026 - 5:00PM

Track Rating: Good 4, Weather: Overcast, Rail Position: True Entire Circuit



Section	L1300	L1200	L1000	L800	L600	L400	L200
Section Times	1:17.37 (0:08.19)	1:09.18 [8] (0:11.24)	0:57.94 [9] (0:11.14)	0:46.80 [8] (0:11.33)	0:35.47 [8] (0:11.60)	0:23.87 [10] (0:11.79)	0:12.08 [6] (0:12.08)
Average Speed [km/h]	41.7	64.3	65.1	63.9	62.9	61.5	59.7
Top Speed [km/h]	58.8	66.3	66.0	64.3	63.2	62.7	61.6
Avg. Dist. to Rail [m]	7.6	2.8	2.2	2.0	1.9	4.6	7.6
Avg. Stride Freq. [Hz]	2.3	2.4	2.3	2.3	2.3	2.3	2.3
Avg. Stride Length [m]	5.8	7.5	7.9	7.8	7.7	7.5	7.4



[] Ranking at each section and finish
 -:-:- No data available at this section
 NA No data available

Horse/Jockey Name	Citiroc/Amie Meissner
Finish Rank	7
Fastest Section Time (Section)	0:11.07 (1000-800)
Top Speed [km/h] (Section)	66.4 (1000-800)
Race State	Finished



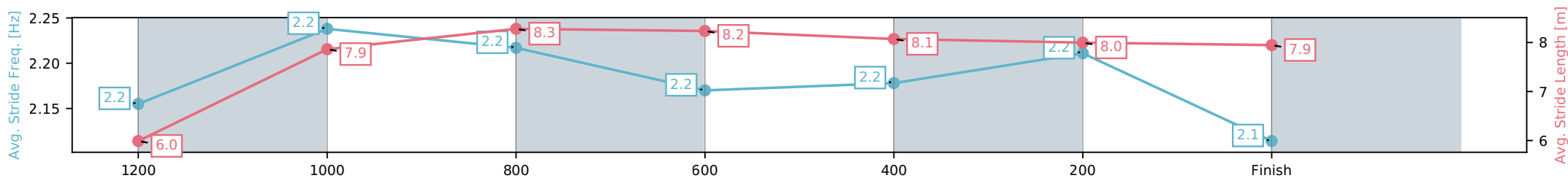
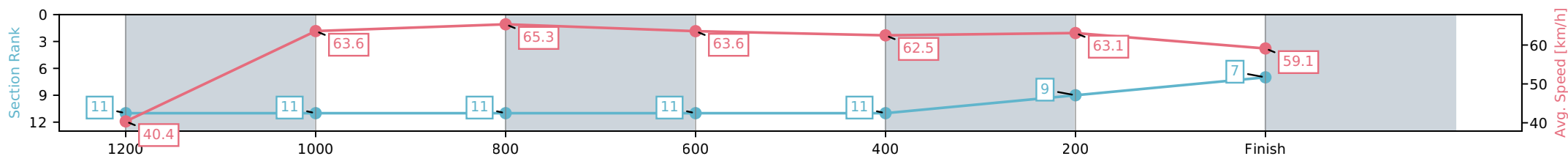
Mackay QLD --Professional-2026-04-02
 Race 9: RACING AGAIN FRIDAY 17TH APRIL RATINGS BAND
 0 - 58 Handicap - 1300m

02 April 2026 - 5:00PM

Track Rating: Good 4, Weather: Overcast, Rail Position: True Entire Circuit



Section	L1300	L1200	L1000	L800	L600	L400	L200
Section Times	1:17.42 (0:08.51)	1:08.91 [11] (0:11.38)	0:57.53 [11] (0:11.07)	0:46.46 [11] (0:11.32)	0:35.14 [11] (0:11.51)	0:23.63 [9] (0:11.43)	0:12.20 [7] (0:12.20)
Average Speed [km/h]	40.4	63.6	65.3	63.6	62.5	63.1	59.1
Top Speed [km/h]	58.3	65.1	66.4	64.7	63.6	65.3	62.2
Avg. Dist. to Rail [m]	11.7	2.6	1.4	0.8	0.6	2.1	3.0
Avg. Stride Freq. [Hz]	2.2	2.2	2.2	2.2	2.2	2.2	2.1
Avg. Stride Length [m]	6.0	7.9	8.3	8.2	8.1	8.0	7.9



[] Ranking at each section and finish
 -:-:- No data available at this section
 NA No data available

Horse/Jockey Name	To Love Somebody/Adam Sewell
Finish Rank	8
Fastest Section Time (Section)	0:10.83 (1200-1000)
Top Speed [km/h] (Section)	69.3 (1200-1000)
Race State	Finished



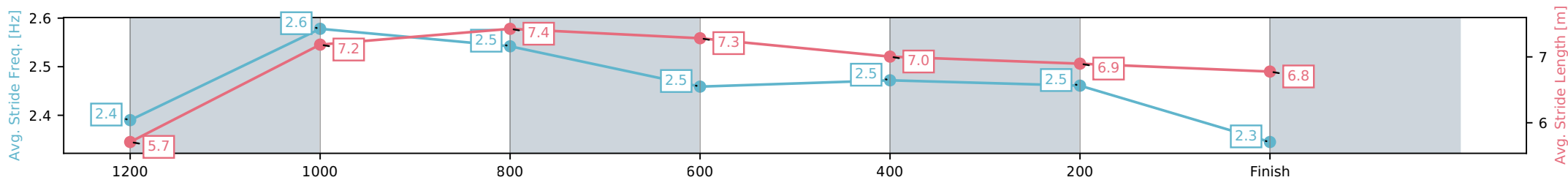
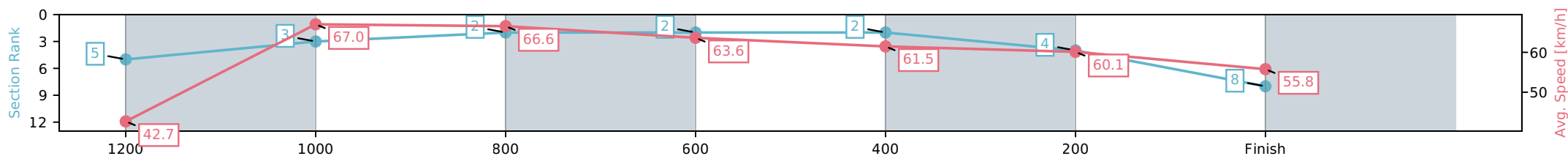
Mackay QLD --Professional-2026-04-02
 Race 9: RACING AGAIN FRIDAY 17TH APRIL RATINGS BAND
 0 - 58 Handicap - 1300m

02 April 2026 - 5:00PM

Track Rating: Good 4, Weather: Overcast, Rail Position: True Entire Circuit



Section	L1300	L1200	L1000	L800	L600	L400	L200
Section Times	1:17.74 (0:08.05)	1:09.69 [3] (0:10.83)	0:58.86 [2] (0:10.85)	0:48.01 [2] (0:11.30)	0:36.70 [2] (0:11.72)	0:24.99 [4] (0:12.01)	0:12.97 [8] (0:12.97)
Average Speed [km/h]	42.7	67.0	66.6	63.6	61.5	60.1	55.8
Top Speed [km/h]	62.0	69.3	69.0	64.7	62.2	61.5	58.7
Avg. Dist. to Rail [m]	12.9	5.2	1.3	0.5	0.5	2.7	4.0
Avg. Stride Freq. [Hz]	2.4	2.6	2.5	2.5	2.5	2.5	2.3
Avg. Stride Length [m]	5.7	7.2	7.4	7.3	7.0	6.9	6.8



- [] Ranking at each section and finish
- :-:- No data available at this section
- NA No data available

Horse/Jockey Name	Badlifedecision/Warwick Satherley
Finish Rank	9
Fastest Section Time (Section)	0:11.06 (1000-800)
Top Speed [km/h] (Section)	66.4 (1200-1000)
Race State	Finished



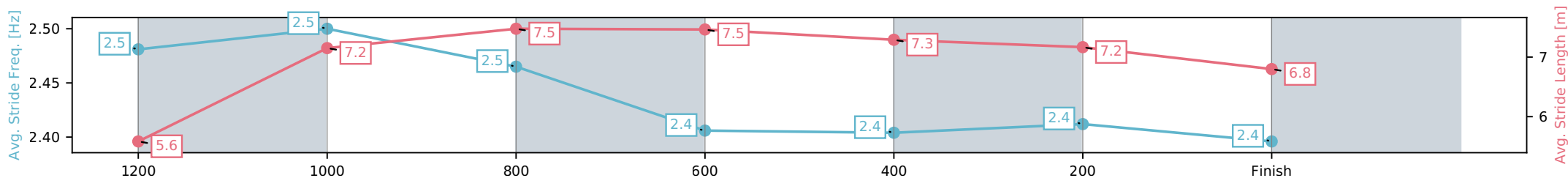
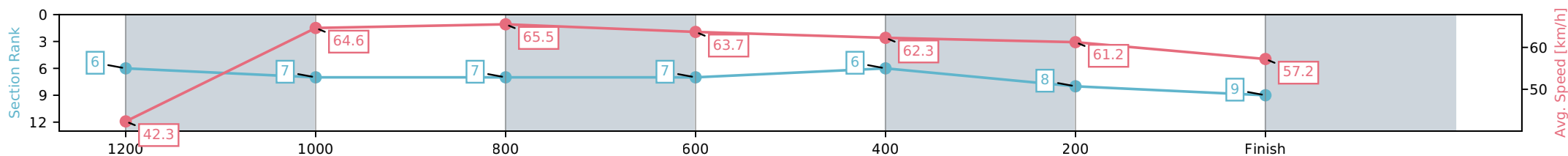
Mackay QLD --Professional-2026-04-02
 Race 9: RACING AGAIN FRIDAY 17TH APRIL RATINGS BAND
 0 - 58 Handicap - 1300m

02 April 2026 - 5:00PM

Track Rating: Good 4, Weather: Overcast, Rail Position: True Entire
 Circuit



Section	L1300	L1200	L1000	L800	L600	L400	L200
Section Times	1:17.78 (0:08.05)	1:09.73 [7] (0:11.22)	0:58.51 [7] (0:11.06)	0:47.46 [7] (0:11.38)	0:36.08 [6] (0:11.69)	0:24.39 [8] (0:11.83)	0:12.56 [9] (0:12.56)
Average Speed [km/h]	42.3	64.6	65.5	63.7	62.3	61.2	57.2
Top Speed [km/h]	59.5	66.4	66.4	64.9	63.7	62.1	59.6
Avg. Dist. to Rail [m]	11.3	4.1	1.9	2.0	1.5	4.1	6.6
Avg. Stride Freq. [Hz]	2.5	2.5	2.5	2.4	2.4	2.4	2.4
Avg. Stride Length [m]	5.6	7.2	7.5	7.5	7.3	7.2	6.8



- [] Ranking at each section and finish
- :-:- No data available at this section
- NA No data available

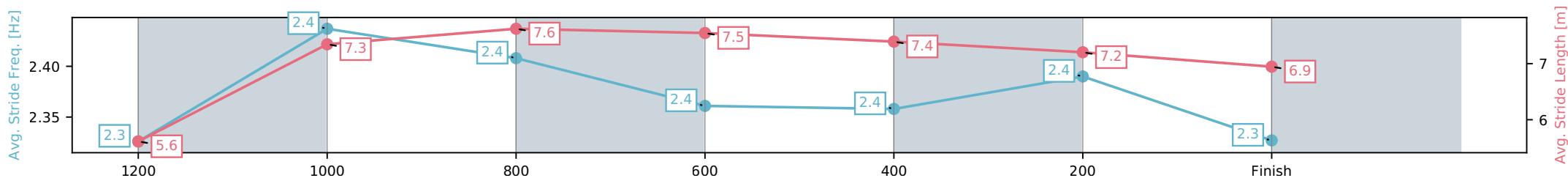
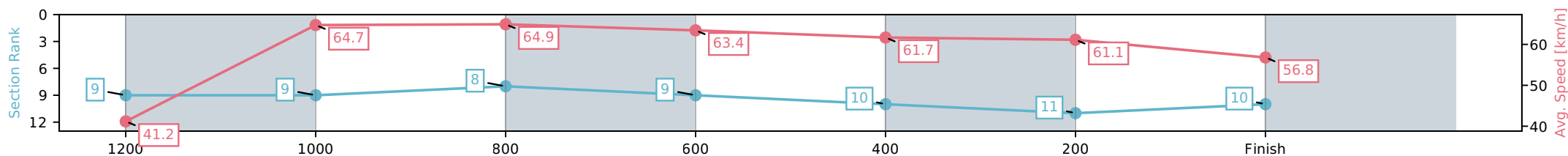
Horse/Jockey Name	Holy Crown/Gabrielle Semmens
Finish Rank	10
Fastest Section Time (Section)	0:11.12 (1000-800)
Top Speed [km/h] (Section)	65.9 (1200-1000)
Race State	Finished



Mackay QLD --Professional-2026-04-02
 Race 9: RACING AGAIN FRIDAY 17TH APRIL RATINGS BAND
 0 - 58 Handicap - 1300m
 02 April 2026 - 5:00PM
 Track Rating: Good 4, Weather: Overcast, Rail Position: True Entire Circuit



Section	L1300	L1200	L1000	L800	L600	L400	L200
Section Times	1:18.11 (0:08.27)	1:09.84 [9] (0:11.17)	0:58.67 [8] (0:11.12)	0:47.55 [9] (0:11.35)	0:36.20 [10] (0:11.71)	0:24.49 [11] (0:11.80)	0:12.69 [10] (0:12.69)
Average Speed [km/h]	41.2	64.7	64.9	63.4	61.7	61.1	56.8
Top Speed [km/h]	62.2	65.9	65.5	63.9	62.7	62.0	59.9
Avg. Dist. to Rail [m]	5.4	1.5	0.9	0.7	0.5	1.1	0.7
Avg. Stride Freq. [Hz]	2.3	2.4	2.4	2.4	2.4	2.4	2.3
Avg. Stride Length [m]	5.6	7.3	7.6	7.5	7.4	7.2	6.9



[] Ranking at each section and finish
 -:-:- No data available at this section
 NA No data available

Horse/Jockey Name	Dubawi's Girl/Nathan Thomas
Finish Rank	11
Fastest Section Time (Section)	0:11.02 (1200-1000)
Top Speed [km/h] (Section)	67.2 (1200-1000)
Race State	Finished



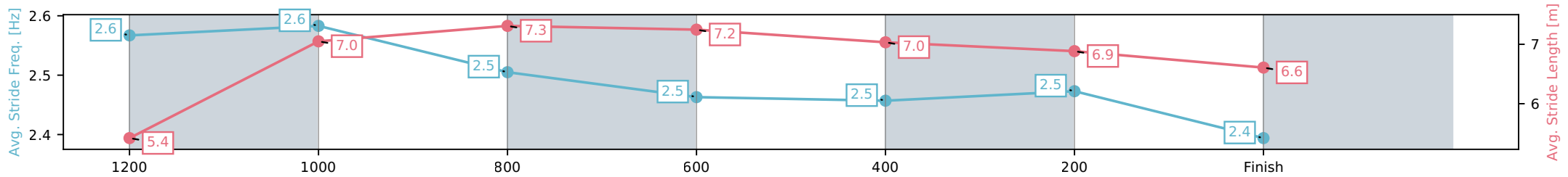
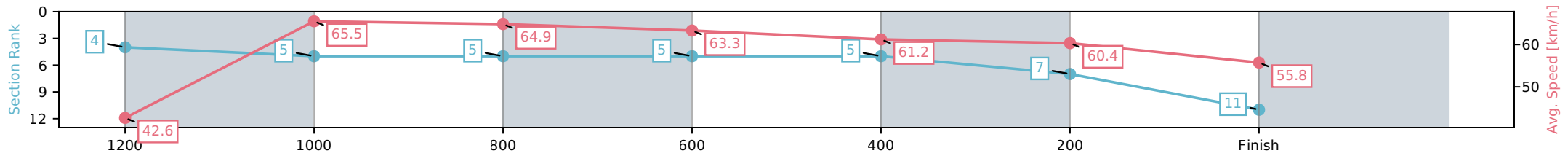
Mackay QLD --Professional-2026-04-02
 Race 9: RACING AGAIN FRIDAY 17TH APRIL RATINGS BAND
 0 - 58 Handicap - 1300m



02 April 2026 - 5:00PM

Track Rating: Good 4, Weather: Overcast, Rail Position: True Entire Circuit

Section	L1300	L1200	L1000	L800	L600	L400	L200
Section Times	1:18.16 (0:08.02)	1:10.14 [5] (0:11.02)	0:59.12 [5] (0:11.12)	0:48.00 [5] (0:11.35)	0:36.65 [5] (0:11.77)	0:24.88 [7] (0:11.93)	0:12.94 [11] (0:12.94)
Average Speed [km/h]	42.6	65.5	64.9	63.3	61.2	60.4	55.8
Top Speed [km/h]	62.3	67.2	66.2	63.8	62.5	61.7	58.2
Avg. Dist. to Rail [m]	5.0	1.7	0.6	0.5	0.9	1.0	1.9
Avg. Stride Freq. [Hz]	2.6	2.6	2.5	2.5	2.5	2.5	2.4
Avg. Stride Length [m]	5.4	7.0	7.3	7.2	7.0	6.9	6.6



[] Ranking at each section and finish
 -:-:- No data available at this section
 NA No data available