



# Eagle Farm QLD

Race 1: SOUTHS SPORTS CLUB QTIS Two-Year-Old Handicap - 1300m

04 April 2026 - 12:08PM

Track Rating: Soft 5, Weather: Fine, Rail Position: +6.5m Entire



BRISBANE  
RACING CLUB

Field Times (Race Tempo)      1:17.24 (0:06.90)    1:10.34 (0:11.56)    0:58.78 (0:11.91)    0:46.87 (0:11.94)    0:34.94 (0:11.51)    0:23.42 (0:11.11)    0:12.31 (0:12.31)

Rank	TAB#	Horse	Overall Time	First 400m	Top Speed km/h (Section)	L1300	L1200	L1000	L800	L600	L400	L200	
	(BAR#)	Jockey	Margin (DT-W)	Last 600m	Fastest Section (Time)	Start - 1200	1200 - 1000	1000 - 800	800 - 600	600 - 400	400 - 200	200 - Finish	
1	6	Silken Salute	1:17.24	0:25.63	66.4 (400-200)	1:17.24	1:10.19 [3]	0:58.56 [3]	0:46.59 [3]	0:34.59 [3]	0:22.81 [4]	0:11.80 [2]	
	(3)	Andrew Mallyon		0:34.59	400-200 (0:11.02)	(0:07.05)	(0:11.63)	(0:11.98)	(0:12.00)	(0:11.77)	(0:11.02)	(0:11.80)	
2	8	Spirit Of Torque	1:17.27	0:25.95	66.8 (400-200)	1:17.27	1:10.05 [5]	0:58.25 [5]	0:46.32 [5]	0:34.29 [5]	0:22.71 [5]	0:11.78 [3]	
	(5)	Ben Thompson	0.2L (-2)	0:34.30	400-200 (0:10.94)	(0:07.22)	(0:11.80)	(0:11.92)	(0:12.04)	(0:11.58)	(0:10.94)	(0:11.78)	
3	5	Murkado	1:17.45	0:25.42	66.1 (400-200)	1:17.45	1:10.50 [2]	0:58.99 [1]	0:47.08 [1]	0:35.14 [1]	0:23.63 [1]	0:12.52 [1]	
	(1)	Damien Thornton	1.2L (-6)	0:35.14	400-200 (0:11.11)	(0:06.95)	(0:11.51)	(0:11.91)	(0:11.94)	(0:11.51)	(0:11.11)	(0:12.52)	
4	4	Bodmin Moor	1:17.49	0:25.65	66.4 (400-200)	1:17.49	1:10.29 [4]	0:58.74 [4]	0:46.79 [4]	0:34.75 [4]	0:23.09 [3]	0:12.00 [4]	
	(4)	Martin Harley	1.5L (-1)	0:34.76	400-200 (0:11.10)	(0:07.20)	(0:11.55)	(0:11.95)	(0:12.04)	(0:11.66)	(0:11.10)	(0:12.00)	
5	2	Naughty Neil	1:18.53	0:25.43	64.3 (1200-1000)	1:18.53	1:11.63 [1]	1:00.04 [2]	0:48.10 [2]	0:36.14 [2]	0:24.38 [2]	0:12.89 [5]	
	(2)	Cejay Graham	7.6L (-1)	0:36.14	400-200 (0:11.49)	(0:06.90)	(0:11.59)	(0:11.94)	(0:11.96)	(0:11.76)	(0:11.49)	(0:12.89)	

Scratched: Ever So Ready (#1), Written Aclaim (#3), Vincley (#7)

Report Created: Sat 04 April 2026

(Note: Races are conducted over an approximate distance as close as possible to the advertised distance, and recorded data may vary accordingly. Official times refer to race times only and do not include handicap times.)

[ ] Position in running at each section and finish    TAB#    Saddle cloth number

Fastest split

-:--:-- No data available at this section

BAR#    Barrier/Gate Position

Fastest section

NA    No data available

DNF    Did not finish

DNT    Did not track

DT-W    Distance travelled compared to winner in metres

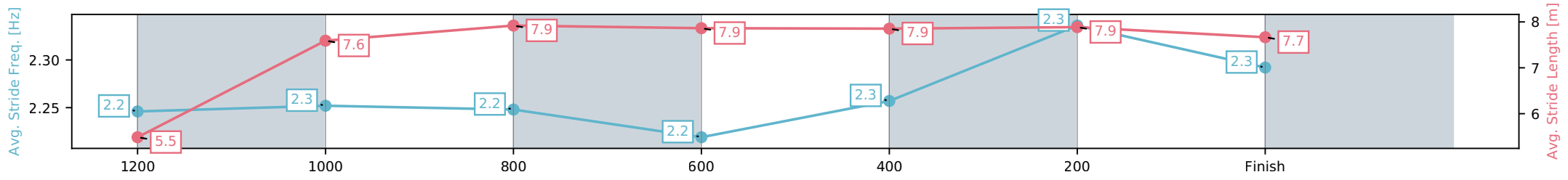
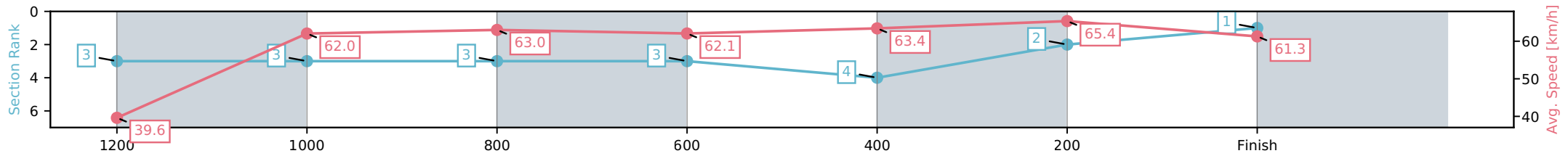
Horse/Jockey Name	Silken Salute/Andrew Mallyon
Finish Rank	1
Fastest Section Time (Section)	0:11.02 (400-200)
Top Speed [km/h] (Section)	66.4 (400-200)
Race State	Finished



Eagle Farm QLD --Professional-2026-04-04  
 Race 1: SOUTHS SPORTS CLUB QTIS Two-Year-Old  
 Handicap - 1300m  
 04 April 2026 - 12:08PM  
 Track Rating: Soft 5, Weather: Fine, Rail Position: +6.5m Entire



Section	L1300	L1200	L1000	L800	L600	L400	L200
Section Times	1:17.24 (0:07.05)	1:10.19 [3] (0:11.63)	0:58.56 [3] (0:11.98)	0:46.59 [3] (0:12.00)	0:34.59 [4] (0:11.77)	0:22.81 [2] (0:11.02)	0:11.80 [1] (0:11.80)
Average Speed [km/h]	39.6	62.0	63.0	62.1	63.4	65.4	61.3
Top Speed [km/h]	55.0	63.7	64.0	62.8	64.9	66.4	64.2
Avg. Dist. to Rail [m]	12.0	9.8	8.8	7.7	7.2	9.2	9.8
Avg. Stride Freq. [Hz]	2.2	2.3	2.2	2.2	2.3	2.3	2.3
Avg. Stride Length [m]	5.5	7.6	7.9	7.9	7.9	7.9	7.7



[ ] Ranking at each section and finish  
 -:-:- No data available at this section  
 NA No data available

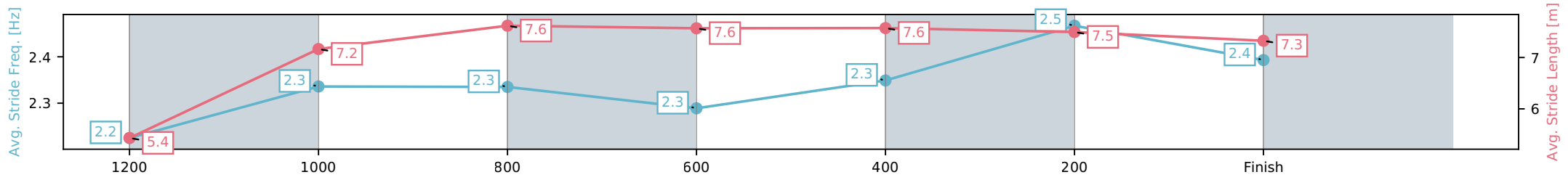
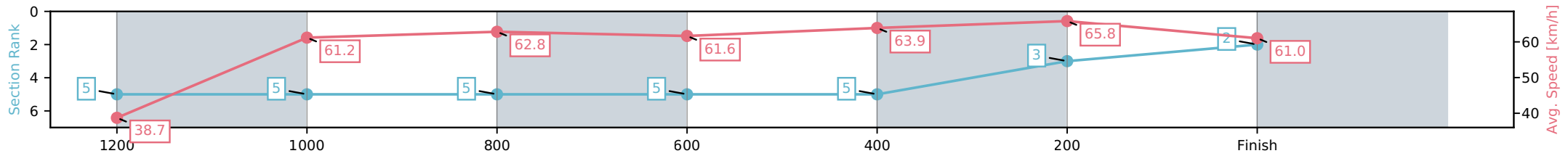
Horse/Jockey Name	Spirit Of Torque/Ben Thompson
Finish Rank	2
Fastest Section Time (Section)	0:10.94 (400-200)
Top Speed [km/h] (Section)	66.8 (400-200)
Race State	Finished



Eagle Farm QLD --Professional-2026-04-04  
 Race 1: SOUTHS SPORTS CLUB QTIS Two-Year-Old Handicap - 1300m  
 04 April 2026 - 12:08PM  
 Track Rating: Soft 5, Weather: Fine, Rail Position: +6.5m Entire



Section	L1300	L1200	L1000	L800	L600	L400	L200
Section Times	1:17.27 (0:07.22)	1:10.05 [5] (0:11.80)	0:58.25 [5] (0:11.92)	0:46.32 [5] (0:12.04)	0:34.29 [5] (0:11.58)	0:22.71 [3] (0:10.94)	0:11.78 [2] (0:11.78)
Average Speed [km/h]	38.7	61.2	62.8	61.6	63.9	65.8	61.0
Top Speed [km/h]	53.9	64.1	63.8	62.4	65.4	66.8	64.5
Avg. Dist. to Rail [m]	14.1	10.0	7.8	6.6	5.1	3.9	4.6
Avg. Stride Freq. [Hz]	2.2	2.3	2.3	2.3	2.3	2.5	2.4
Avg. Stride Length [m]	5.4	7.2	7.6	7.6	7.6	7.5	7.3



[ ] Ranking at each section and finish  
 -:-:- No data available at this section  
 NA No data available

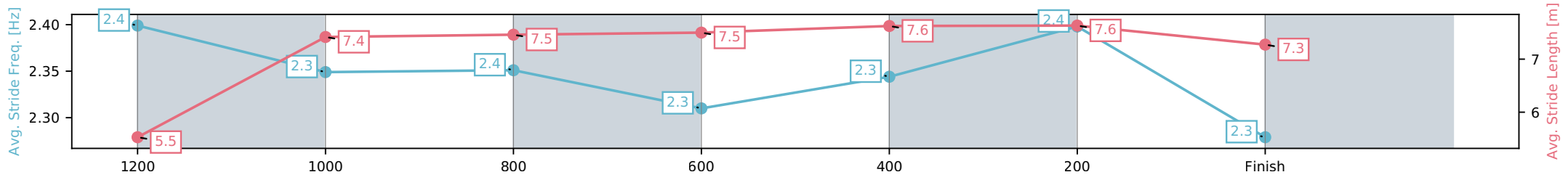
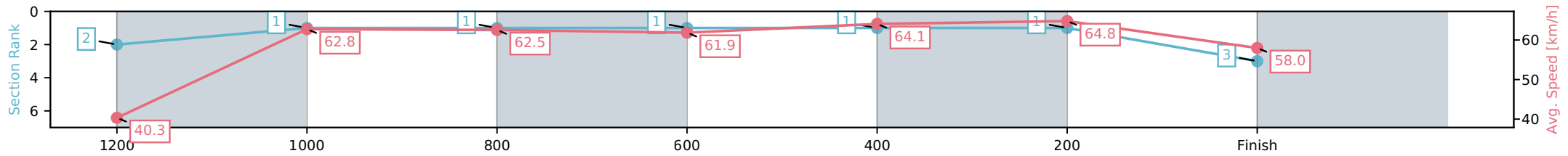
Horse/Jockey Name	Murkado/Damien Thornton
Finish Rank	3
Fastest Section Time (Section)	0:11.11 (400-200)
Top Speed [km/h] (Section)	66.1 (400-200)
Race State	Finished



Eagle Farm QLD --Professional-2026-04-04  
 Race 1: SOUTHS SPORTS CLUB QTIS Two-Year-Old Handicap - 1300m  
 04 April 2026 - 12:08PM  
 Track Rating: Soft 5, Weather: Fine, Rail Position: +6.5m Entire



Section	L1300	L1200	L1000	L800	L600	L400	L200
Section Times	1:17.45 (0:06.95)	1:10.50 [1] (0:11.51)	0:58.99 [1] (0:11.91)	0:47.08 [1] (0:11.94)	0:35.14 [1] (0:11.51)	0:23.63 [1] (0:11.11)	0:12.52 [3] (0:12.52)
Average Speed [km/h]	40.3	62.8	62.5	61.9	64.1	64.8	58.0
Top Speed [km/h]	58.2	63.5	63.2	62.4	65.3	66.1	62.3
Avg. Dist. to Rail [m]	10.4	8.7	6.6	5.4	4.6	5.3	8.7
Avg. Stride Freq. [Hz]	2.4	2.3	2.4	2.3	2.3	2.4	2.3
Avg. Stride Length [m]	5.5	7.4	7.5	7.5	7.6	7.6	7.3



[ ] Ranking at each section and finish  
 -:-:- No data available at this section  
 NA No data available

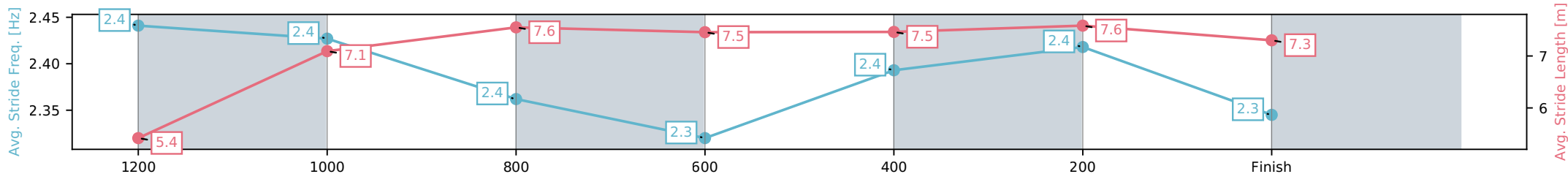
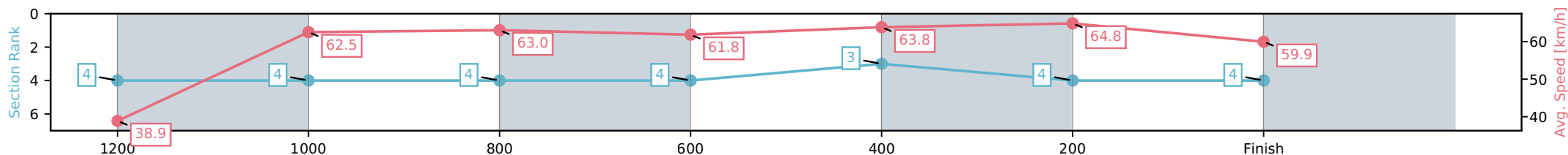
Horse/Jockey Name	Bodmin Moor/Martin Harley
Finish Rank	4
Fastest Section Time (Section)	0:11.10 (400-200)
Top Speed [km/h] (Section)	66.4 (400-200)
Race State	Finished



Eagle Farm QLD --Professional-2026-04-04  
 Race 1: SOUTHS SPORTS CLUB QTIS Two-Year-Old  
 Handicap - 1300m  
 04 April 2026 - 12:08PM  
 Track Rating: Soft 5, Weather: Fine, Rail Position: +6.5m Entire



Section	L1300	L1200	L1000	L800	L600	L400	L200
Section Times	1:17.49 (0:07.20)	1:10.29 [4] (0:11.55)	0:58.74 [4] (0:11.95)	0:46.79 [4] (0:12.04)	0:34.75 [3] (0:11.66)	0:23.09 [4] (0:11.10)	0:12.00 [4] (0:12.00)
Average Speed [km/h]	38.9	62.5	63.0	61.8	63.8	64.8	59.9
Top Speed [km/h]	55.1	64.1	64.8	62.3	65.6	66.4	64.8
Avg. Dist. to Rail [m]	12.9	8.8	8.4	7.5	6.6	9.1	12.9
Avg. Stride Freq. [Hz]	2.4	2.4	2.4	2.3	2.4	2.4	2.3
Avg. Stride Length [m]	5.4	7.1	7.6	7.5	7.5	7.6	7.3



- [ ] Ranking at each section and finish
- :-:- No data available at this section
- NA No data available

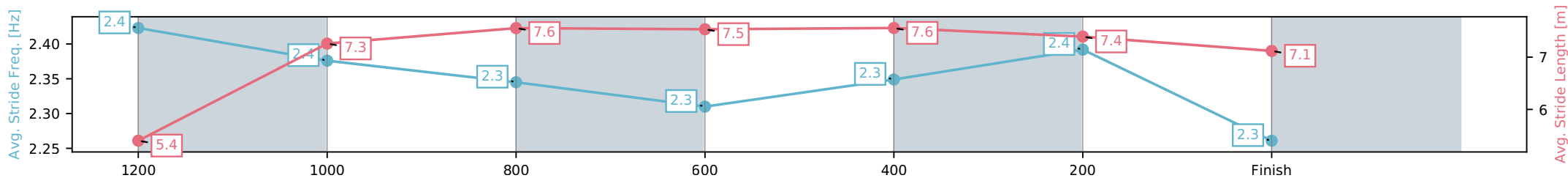
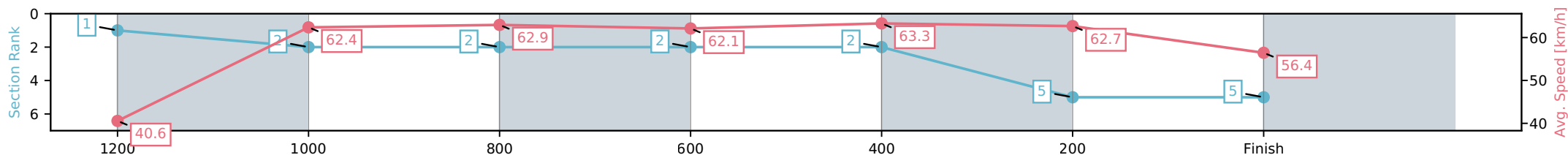
Horse/Jockey Name	Naughty Neil/Cejay Graham
Finish Rank	5
Fastest Section Time (Section)	0:11.49 (400-200)
Top Speed [km/h] (Section)	64.3 (1200-1000)
Race State	Finished



Eagle Farm QLD --Professional-2026-04-04  
 Race 1: SOUTHS SPORTS CLUB QTIS Two-Year-Old  
 Handicap - 1300m  
 04 April 2026 - 12:08PM  
 Track Rating: Soft 5, Weather: Fine, Rail Position: +6.5m Entire



Section	L1300	L1200	L1000	L800	L600	L400	L200
Section Times	1:18.53 (0:06.90)	1:11.63 [2] (0:11.59)	1:00.04 [2] (0:11.94)	0:48.10 [2] (0:11.96)	0:36.14 [2] (0:11.76)	0:24.38 [5] (0:11.49)	0:12.89 [5] (0:12.89)
Average Speed [km/h]	40.6	62.4	62.9	62.1	63.3	62.7	56.4
Top Speed [km/h]	58.1	64.3	63.7	62.5	63.9	64.2	60.0
Avg. Dist. to Rail [m]	11.5	10.0	8.4	7.1	6.6	8.7	10.0
Avg. Stride Freq. [Hz]	2.4	2.4	2.3	2.3	2.3	2.4	2.3
Avg. Stride Length [m]	5.4	7.3	7.6	7.5	7.6	7.4	7.1



[ ] Ranking at each section and finish  
 -:-:- No data available at this section  
 NA No data available



# Eagle Farm QLD

## Race 2: RACECOURSE VILLAGE Class 3 Plate - 1000m

04 April 2026 - 12:44PM



BRISBANE  
RACING CLUB

Track Rating: Soft 5, Weather: Fine, Rail Position: +6.5m Entire Circuit

Field Times                      0:56.93    0:44.01    0:33.30    0:22.45    0:11.62  
(Race Tempo)                      (0:12.92)    (0:10.72)    (0:10.84)    (0:10.83)    (0:11.62)

Rank	TAB#	Horse	Overall Time	First 400m	Top Speed km/h (Section)	L1000	L800	L600	L400	L200			
	(BAR#)	Jockey	Margin (DT-W)	Last 600m	Fastest Section (Time)	Start - 800	800 - 600	600 - 400	400 - 200	200 - Finish			
1	10	Angel Ladder	0:56.93	0:23.74	68.9 (1000 - 800)	0:56.93	0:44.01 [1]	0:33.19 [2]	0:22.36 [2]	0:11.62 [1]			
	(8)	Tahlia Fenlon		0:33.19	400-200 (0:10.74)	(0:12.92)	(0:10.82)	(0:10.83)	(0:10.74)	(0:11.62)			
2	5	Daggers	0:57.12	0:23.96	68.1 (400-200)	0:57.12	0:43.81 [5]	0:33.16 [5]	0:22.29 [5]	0:11.58 [4]			
	(2)	Ben Thompson	1.1L (-6)	0:33.16	800-600 (0:10.65)	(0:13.31)	(0:10.65)	(0:10.87)	(0:10.71)	(0:11.58)			
3	11	Isti Star	0:57.39	0:23.88	69.2 (800-600)	0:57.39	0:44.20 [4]	0:33.51 [4]	0:22.66 [3]	0:11.91 [3]			
	(3)	Andrew Mallyon	2.7L (-2)	0:33.51	800-600 (0:10.69)	(0:13.19)	(0:10.69)	(0:10.85)	(0:10.75)	(0:11.91)			
4	1	Cosmo Centaurus	0:57.47	0:24.22	68.2 (800-600)	0:57.47	0:43.98 [6]	0:33.25 [7]	0:22.33 [8]	0:11.48 [7]			
	(4)	Daniel Moor	3.2L (-6)	0:33.25	800-600 (0:10.73)	(0:13.49)	(0:10.73)	(0:10.92)	(0:10.85)	(0:11.48)			
5	2	Neil	0:57.57	0:23.64	70.4 (800-600)	0:57.57	0:44.45 [2]	0:33.94 [1]	0:23.09 [1]	0:12.23 [2]			
	(10)	Ryan Maloney	3.8L (-5)	0:33.94	800-600 (0:10.52)	(0:13.12)	(0:10.52)	(0:10.84)	(0:10.87)	(0:12.23)			
6	12	La Bella Boom	0:57.69	0:24.46	69.7 (800-600)	0:57.69	0:43.75 [10]	0:33.24 [10]	0:22.41 [10]	0:11.70 [7]			
	(1)	Angela Jones	4.5L (-7)	0:33.23	800-600 (0:10.52)	(0:13.94)	(0:10.52)	(0:10.82)	(0:10.71)	(0:11.70)			
7	7	More Love	0:57.73	0:24.03	70.5 (800-600)	0:57.73	0:44.22 [7]	0:33.70 [6]	0:22.80 [6]	0:11.76 [6]			
	(9)	Cejay Graham	4.7L (-4)	0:33.70	800-600 (0:10.52)	(0:13.51)	(0:10.52)	(0:10.90)	(0:11.04)	(0:11.76)			
8	6	Inside Man	0:58.50	0:24.23	69.1 (800-600)	0:58.50	0:44.82 [8]	0:34.26 [8]	0:23.40 [7]	0:12.43 [9]			
	(5)	Jace McMurray	9.2L (-4)	0:34.26	800-600 (0:10.55)	(0:13.68)	(0:10.55)	(0:10.86)	(0:10.97)	(0:12.43)			
9	9	Silk Sonic	0:58.57	0:23.88	69.1 (800-600)	0:58.57	0:45.43 [3]	0:34.69 [3]	0:23.80 [4]	0:12.82 [5]			
	(7)	Kyle Wilson-Taylor	9.6L (-5)	0:34.69	800-600 (0:10.74)	(0:13.14)	(0:10.74)	(0:10.89)	(0:10.98)	(0:12.82)			
10	4	Seams Logical	0:58.59	0:24.40	69.4 (800-600)	0:58.59	0:44.77 [9]	0:34.19 [9]	0:23.40 [9]	0:12.44 [10]			
	(6)	Mark Du Plessis	9.8L (-7)	0:34.20	800-600 (0:10.58)	(0:13.82)	(0:10.58)	(0:10.79)	(0:10.97)	(0:12.44)			

Scratched: New Hampshire (#3), Moulin Miss (#8)

Report Created: Sat 04 April 2026

(Note: Races are conducted over an approximate distance as close as possible to the advertised distance, and recorded data may vary accordingly. Official times refer to race times only and do not include handicap times.)

[ ] Position in running at each section and finish    TAB#    Saddle cloth number

-:--:- No data available at this section

NA No data available

DNT Did not track

BAR# Barrier/Gate Position

DNF Did not finish

DT-W Distance travelled compared to winner in metres

Fastest split

Fastest section

Horse/Jockey Name	Angel Ladder/Tahlia Fenlon
Finish Rank	1
Fastest Section Time (Section)	0:10.74 (400-200)
Top Speed [km/h] (Section)	68.9 (1000 - 800)
Race State	Finished



Eagle Farm QLD --Professional-2026-04-04

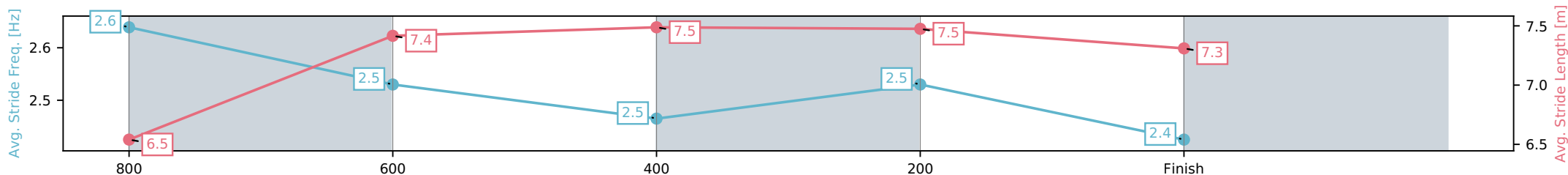
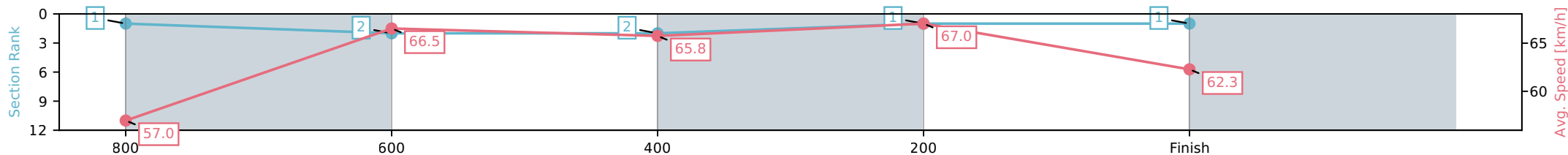
Race 2: RACECOURSE VILLAGE Class 3 Plate - 1000m

04 April 2026 - 12:44PM

Track Rating: Soft 5, Weather: Fine, Rail Position: +6.5m Entire Circuit



Section	L1000	L800	L600	L400	L200
Section Times	0:56.93 (0:12.92)	0:44.01 [2] (0:10.82)	0:33.19 [2] (0:10.83)	0:22.36 [1] (0:10.74)	0:11.62 [1] (0:11.62)
Average Speed [km/h]	57.0	66.5	65.8	67.0	62.3
Top Speed [km/h]	68.9	67.9	66.6	68.1	65.8
Avg. Dist. to Rail [m]	5.8	0.3	2.0	1.7	1.4
Avg. Stride Freq. [Hz]	2.6	2.5	2.5	2.5	2.4
Avg. Stride Length [m]	6.5	7.4	7.5	7.5	7.3



- [ ] Ranking at each section and finish
- :-:- No data available at this section
- NA No data available

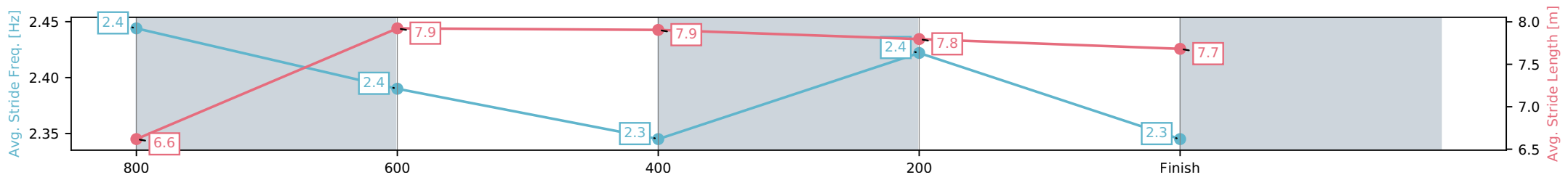
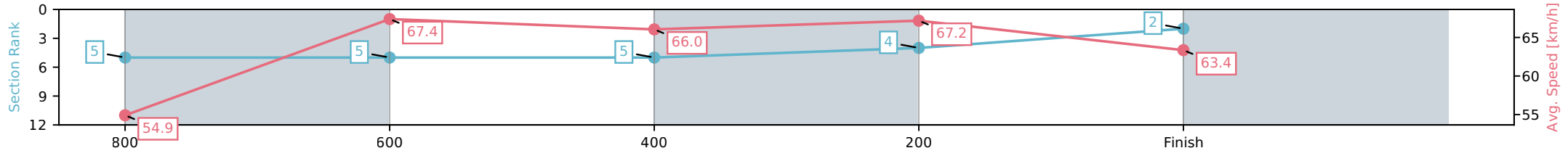
Horse/Jockey Name	Daggers/Ben Thompson
Finish Rank	2
Fastest Section Time (Section)	0:10.65 (800-600)
Top Speed [km/h] (Section)	68.1 (400-200)
Race State	Finished



Eagle Farm QLD --Professional-2026-04-04  
 Race 2: RACECOURSE VILLAGE Class 3 Plate - 1000m  
 04 April 2026 - 12:44PM  
 Track Rating: Soft 5, Weather: Fine, Rail Position: +6.5m Entire Circuit



Section	L1000	L800	L600	L400	L200
Section Times	0:57.12 (0:13.31)	0:43.81 [5] (0:10.65)	0:33.16 [5] (0:10.87)	0:22.29 [4] (0:10.71)	0:11.58 [2] (0:11.58)
Average Speed [km/h]	54.9	67.4	66.0	67.2	63.4
Top Speed [km/h]	66.7	67.6	67.0	68.1	65.6
Avg. Dist. to Rail [m]	1.7	0.6	0.8	2.1	3.7
Avg. Stride Freq. [Hz]	2.4	2.4	2.3	2.4	2.3
Avg. Stride Length [m]	6.6	7.9	7.9	7.8	7.7



[ ] Ranking at each section and finish  
 -:-:- No data available at this section  
 NA No data available

Horse/Jockey Name	Isti Star/Andrew Mallyon
Finish Rank	3
Fastest Section Time (Section)	0:10.69 (800-600)
Top Speed [km/h] (Section)	69.2 (800-600)
Race State	Finished



Eagle Farm QLD --Professional-2026-04-04

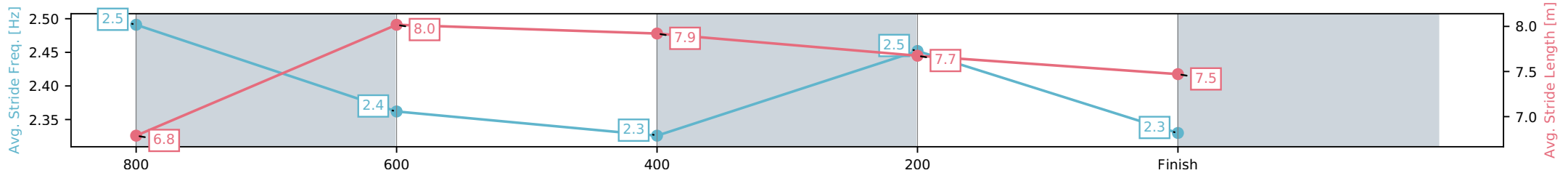
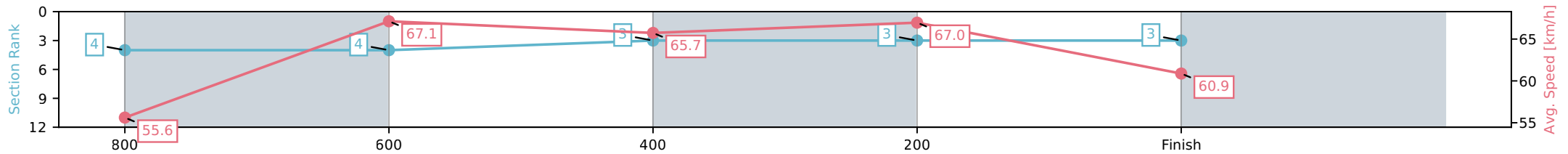
Race 2: RACECOURSE VILLAGE Class 3 Plate - 1000m

04 April 2026 - 12:44PM

Track Rating: Soft 5, Weather: Fine, Rail Position: +6.5m Entire Circuit



Section	L1000	L800	L600	L400	L200
Section Times	0:57.39 (0:13.19)	0:44.20 [4] (0:10.69)	0:33.51 [3] (0:10.85)	0:22.66 [3] (0:10.75)	0:11.91 [3] (0:11.91)
Average Speed [km/h]	55.6	67.1	65.7	67.0	60.9
Top Speed [km/h]	69.0	69.2	66.8	67.9	65.2
Avg. Dist. to Rail [m]	2.9	0.7	1.7	0.3	0.3
Avg. Stride Freq. [Hz]	2.5	2.4	2.3	2.5	2.3
Avg. Stride Length [m]	6.8	8.0	7.9	7.7	7.5



- [ ] Ranking at each section and finish
- :-:- No data available at this section
- NA No data available

Horse/Jockey Name	Cosmo Centaurus/Daniel Moor
Finish Rank	4
Fastest Section Time (Section)	0:10.73 (800-600)
Top Speed [km/h] (Section)	68.2 (800-600)
Race State	Finished



Eagle Farm QLD --Professional-2026-04-04

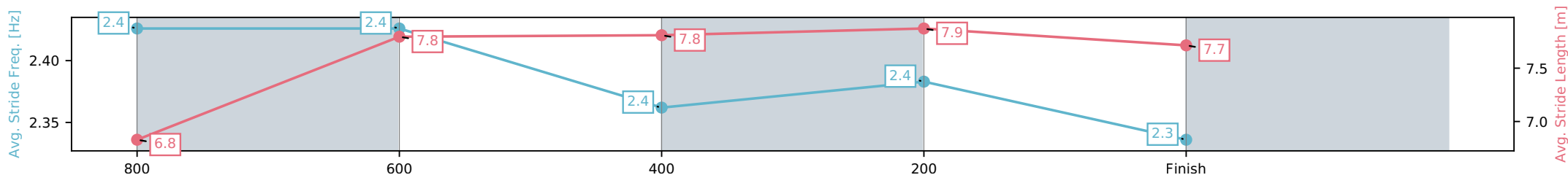
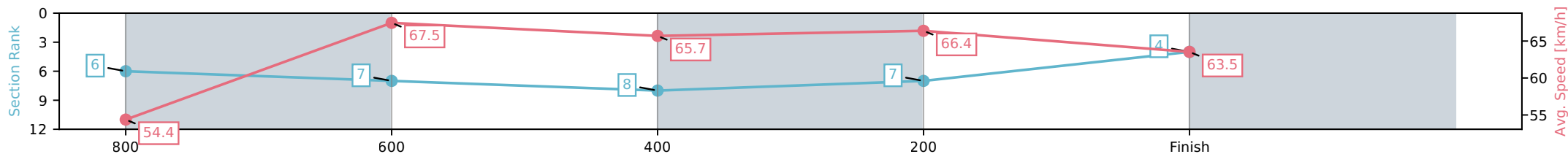
Race 2: RACECOURSE VILLAGE Class 3 Plate - 1000m

04 April 2026 - 12:44PM

Track Rating: Soft 5, Weather: Fine, Rail Position: +6.5m Entire Circuit



Section	L1000	L800	L600	L400	L200
Section Times	0:57.47 (0:13.49)	0:43.98 [7] (0:10.73)	0:33.25 [8] (0:10.92)	0:22.33 [7] (0:10.85)	0:11.48 [4] (0:11.48)
Average Speed [km/h]	54.4	67.5	65.7	66.4	63.5
Top Speed [km/h]	67.8	68.2	67.7	67.4	65.8
Avg. Dist. to Rail [m]	4.3	1.1	0.8	2.0	3.2
Avg. Stride Freq. [Hz]	2.4	2.4	2.4	2.4	2.3
Avg. Stride Length [m]	6.8	7.8	7.8	7.9	7.7



- [ ] Ranking at each section and finish
- :-:- No data available at this section
- NA No data available

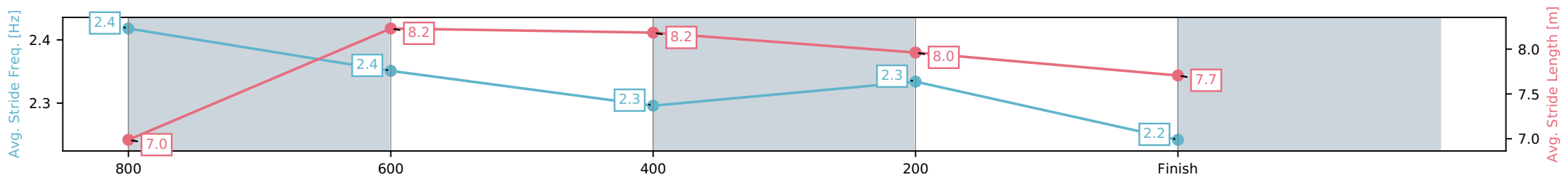
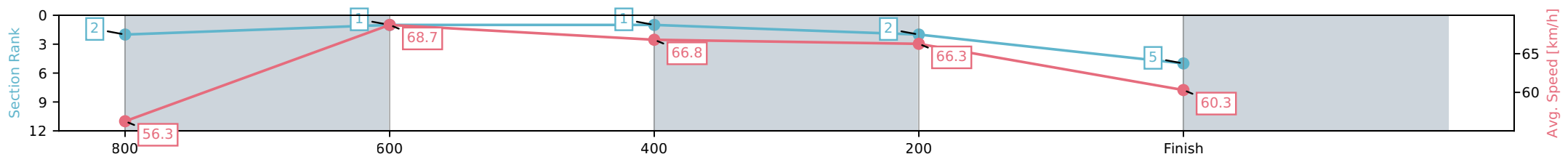
Horse/Jockey Name	Neil/Ryan Maloney
Finish Rank	5
Fastest Section Time (Section)	0:10.52 (800-600)
Top Speed [km/h] (Section)	70.4 (800-600)
Race State	Finished



Eagle Farm QLD --Professional-2026-04-04  
 Race 2: RACECOURSE VILLAGE Class 3 Plate - 1000m  
 04 April 2026 - 12:44PM  
 Track Rating: Soft 5, Weather: Fine, Rail Position: +6.5m Entire Circuit



Section	L1000	L800	L600	L400	L200
Section Times	0:57.57 (0:13.12)	0:44.45 [1] (0:10.52)	0:33.94 [1] (0:10.84)	0:23.09 [2] (0:10.87)	0:12.23 [5] (0:12.23)
Average Speed [km/h]	56.3	68.7	66.8	66.3	60.3
Top Speed [km/h]	69.4	70.4	67.7	67.1	64.7
Avg. Dist. to Rail [m]	7.9	1.2	1.0	4.3	6.1
Avg. Stride Freq. [Hz]	2.4	2.4	2.3	2.3	2.2
Avg. Stride Length [m]	7.0	8.2	8.2	8.0	7.7

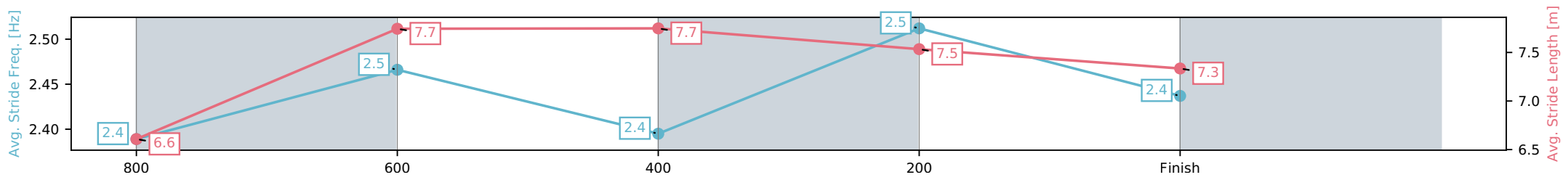
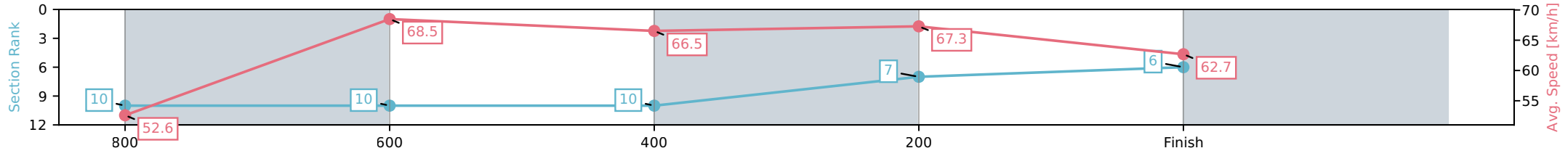


[ ] Ranking at each section and finish  
 -:-:- No data available at this section  
 NA No data available

Horse/Jockey Name	La Bella Boom/Angela Jones
Finish Rank	6
Fastest Section Time (Section)	0:10.52 (800-600)
Top Speed [km/h] (Section)	69.7 (800-600)
Race State	Finished



Section	L1000	L800	L600	L400	L200
Section Times	0:57.69 (0:13.94)	0:43.75 [10] (0:10.52)	0:33.24 [10] (0:10.82)	0:22.41 [7] (0:10.71)	0:11.70 [6] (0:11.70)
Average Speed [km/h]	52.6	68.5	66.5	67.3	62.7
Top Speed [km/h]	66.4	69.7	67.1	68.7	65.6
Avg. Dist. to Rail [m]	2.2	0.5	0.4	1.2	0.6
Avg. Stride Freq. [Hz]	2.4	2.5	2.4	2.5	2.4
Avg. Stride Length [m]	6.6	7.7	7.7	7.5	7.3



[ ] Ranking at each section and finish  
 -:-:- No data available at this section  
 NA No data available

Horse/Jockey Name	More Love/Cejay Graham
Finish Rank	7
Fastest Section Time (Section)	0:10.52 (800-600)
Top Speed [km/h] (Section)	70.5 (800-600)
Race State	Finished



Eagle Farm QLD --Professional-2026-04-04

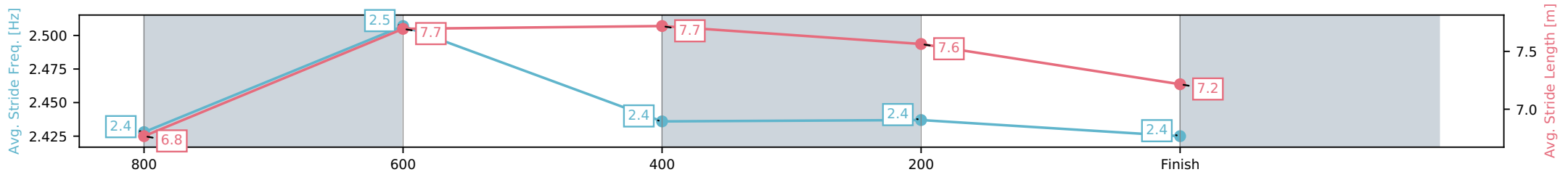
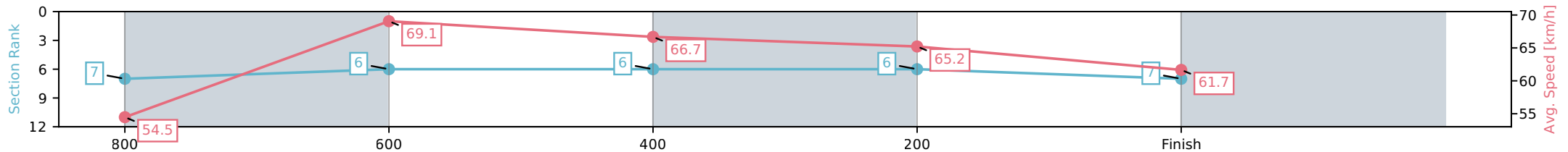
Race 2: RACECOURSE VILLAGE Class 3 Plate - 1000m

04 April 2026 - 12:44PM

Track Rating: Soft 5, Weather: Fine, Rail Position: +6.5m Entire Circuit



Section	L1000	L800	L600	L400	L200
Section Times	0:57.73 (0:13.51)	0:44.22 [6] (0:10.52)	0:33.70 [6] (0:10.90)	0:22.80 [6] (0:11.04)	0:11.76 [7] (0:11.76)
Average Speed [km/h]	54.5	69.1	66.7	65.2	61.7
Top Speed [km/h]	67.8	70.5	67.4	66.5	63.6
Avg. Dist. to Rail [m]	6.7	2.4	1.7	5.2	5.6
Avg. Stride Freq. [Hz]	2.4	2.5	2.4	2.4	2.4
Avg. Stride Length [m]	6.8	7.7	7.7	7.6	7.2



- [ ] Ranking at each section and finish
- :-:- No data available at this section
- NA No data available

Horse/Jockey Name	Inside Man/Jace McMurray
Finish Rank	8
Fastest Section Time (Section)	0:10.55 (800-600)
Top Speed [km/h] (Section)	69.1 (800-600)
Race State	Finished



Eagle Farm QLD --Professional-2026-04-04

Race 2: RACECOURSE VILLAGE Class 3 Plate - 1000m

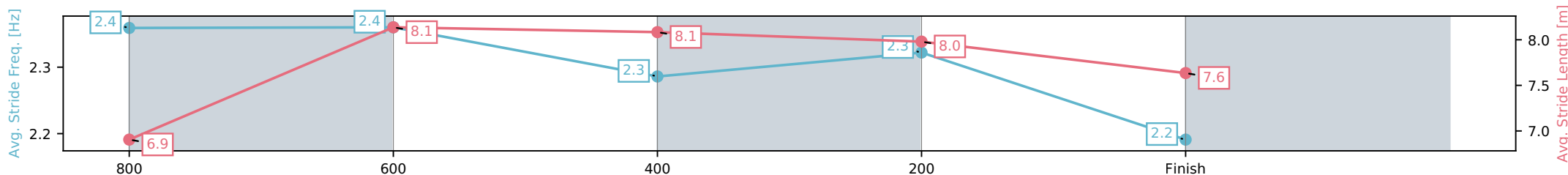
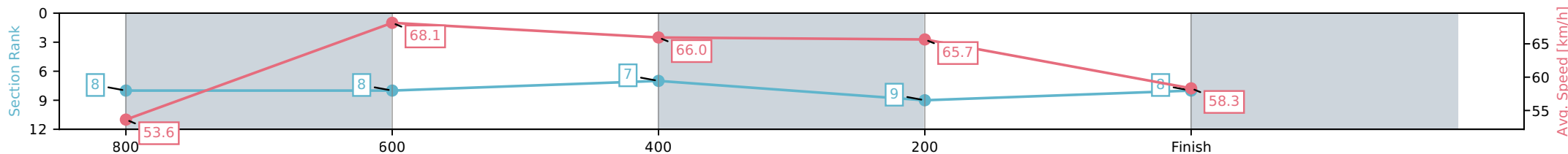
04 April 2026 - 12:44PM

Track Rating: Soft 5, Weather: Fine, Rail Position: +6.5m Entire Circuit



BRISBANE RACING CLUB

Section	L1000	L800	L600	L400	L200
Section Times	0:58.50 (0:13.68)	0:44.82 [8] (0:10.55)	0:34.26 [7] (0:10.86)	0:23.40 [9] (0:10.97)	0:12.43 [8] (0:12.43)
Average Speed [km/h]	53.6	68.1	66.0	65.7	58.3
Top Speed [km/h]	68.7	69.1	66.8	67.1	63.3
Avg. Dist. to Rail [m]	4.1	0.4	0.9	0.7	0.5
Avg. Stride Freq. [Hz]	2.4	2.4	2.3	2.3	2.2
Avg. Stride Length [m]	6.9	8.1	8.1	8.0	7.6



- [ ] Ranking at each section and finish
- :-:- No data available at this section
- NA No data available

Horse/Jockey Name	Silk Sonic/Kyle Wilson-Taylor
Finish Rank	9
Fastest Section Time (Section)	0:10.74 (800-600)
Top Speed [km/h] (Section)	69.1 (800-600)
Race State	Finished



Eagle Farm QLD --Professional-2026-04-04

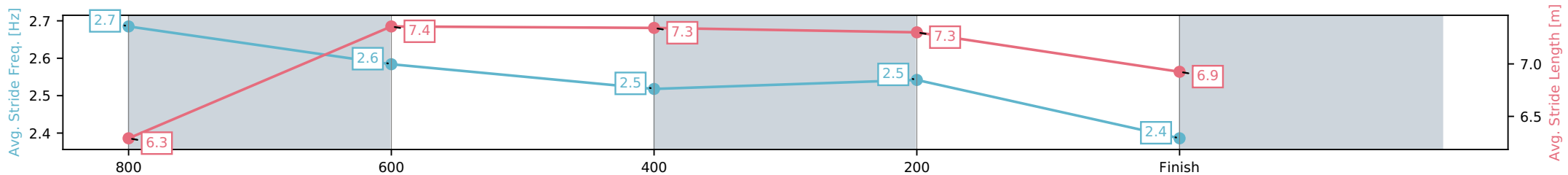
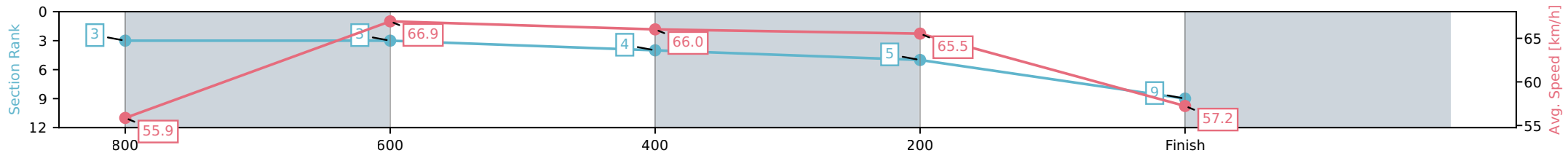
Race 2: RACECOURSE VILLAGE Class 3 Plate - 1000m

04 April 2026 - 12:44PM

Track Rating: Soft 5, Weather: Fine, Rail Position: +6.5m Entire Circuit



Section	L1000	L800	L600	L400	L200
Section Times	0:58.57 (0:13.14)	0:45.43 [3] (0:10.74)	0:34.69 [4] (0:10.89)	0:23.80 [5] (0:10.98)	0:12.82 [9] (0:12.82)
Average Speed [km/h]	55.9	66.9	66.0	65.5	57.2
Top Speed [km/h]	68.9	69.1	66.9	67.2	62.4
Avg. Dist. to Rail [m]	4.4	0.5	0.8	3.3	5.0
Avg. Stride Freq. [Hz]	2.7	2.6	2.5	2.5	2.4
Avg. Stride Length [m]	6.3	7.4	7.3	7.3	6.9



[ ] Ranking at each section and finish  
 -:-:- No data available at this section  
 NA No data available

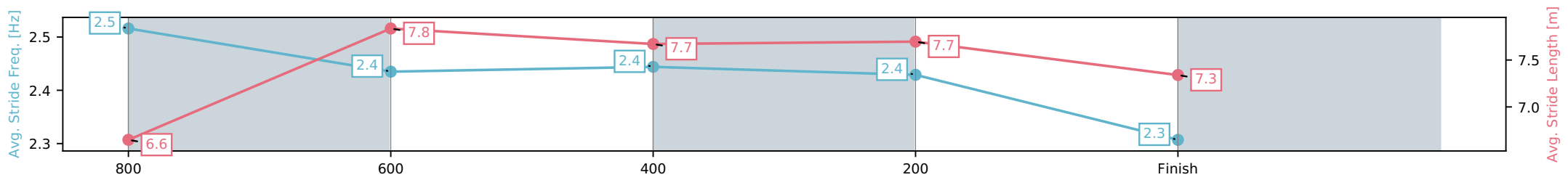
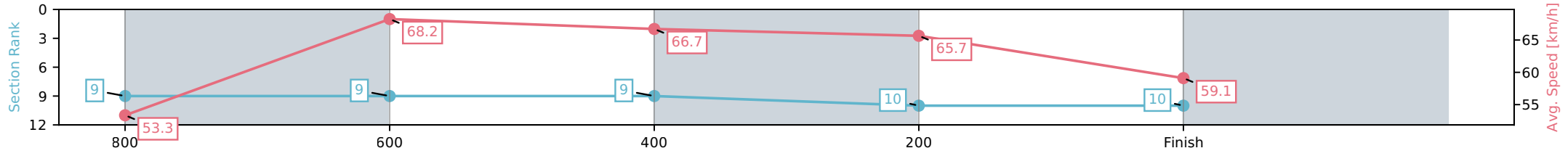
Horse/Jockey Name	Seams Logical/Mark Du Plessis
Finish Rank	10
Fastest Section Time (Section)	0:10.58 (800-600)
Top Speed [km/h] (Section)	69.4 (800-600)
Race State	Finished



Eagle Farm QLD --Professional-2026-04-04  
 Race 2: RACECOURSE VILLAGE Class 3 Plate - 1000m  
 04 April 2026 - 12:44PM  
 Track Rating: Soft 5, Weather: Fine, Rail Position: +6.5m Entire Circuit



Section	L1000	L800	L600	L400	L200
Section Times	0:58.59 (0:13.82)	0:44.77 [9] (0:10.58)	0:34.19 [9] (0:10.79)	0:23.40 [10] (0:10.97)	0:12.44 [10] (0:12.44)
Average Speed [km/h]	53.3	68.2	66.7	65.7	59.1
Top Speed [km/h]	66.8	69.4	68.0	67.5	62.2
Avg. Dist. to Rail [m]	5.5	0.9	0.4	3.6	4.3
Avg. Stride Freq. [Hz]	2.5	2.4	2.4	2.4	2.3
Avg. Stride Length [m]	6.6	7.8	7.7	7.7	7.3



[ ] Ranking at each section and finish  
 -:-:- No data available at this section  
 NA No data available



# Eagle Farm QLD

## Race 3: SKY RACING BENCHMARK 80 Handicap - 2200m

04 April 2026 - 1:18PM



BRISBANE  
RACING CLUB

Track Rating: Good 4, Weather: Fine, Rail Position: +6.5m Entire Circuit

Field Times (Race Tempo)      2:18.78 (0:16.89)      2:01.89 (0:11.93)      1:49.97 (0:12.40)      1:37.57 (0:12.61)      1:24.96 (0:12.50)      1:12.46 (0:12.59)      0:59.87 (0:12.44)      0:47.43 (0:12.23)

Rank	TAB#	Horse	Overall Time	First 400m	Top Speed km/h (Section)	L2200	L2000	L1800	L1600	L1400	L1200	L1000	L800
	(BAR#)	Jockey	Margin (DT-W)	Last 600m	Fastest Section (Time)	Start - 2000	2000 - 1800	1800 - 1600	1600 - 1400	1400 - 1200	1200 - 1000	1000 - 800	800 - 600
1	5	Kureder	2:18.78	0:29.05	65.9 (400-200)	2:18.78	2:01.75 [3]	1:49.74 [4]	1:37.34 [4]	1:24.67 [3]	1:12.09 [3]	0:59.51 [3]	0:46.90 [4]
	(2)	Angela Jones		0:34.76	600-400 (0:11.28)	(0:17.03)	(0:12.02)	(0:12.39)	(0:12.68)	(0:12.57)	(0:12.58)	(0:12.62)	(0:12.14)
2	1	Akkadian Emperor	2:18.86	0:28.81	64.5 (600-400)	2:18.86	2:01.97 [1]	1:50.05 [1]	1:37.65 [1]	1:25.04 [1]	1:12.54 [1]	0:59.95 [1]	0:47.51 [1]
	(3)	Jace McMurray	0.4L (+6)	0:35.29	400-200 (0:11.48)	(0:16.89)	(0:11.92)	(0:12.40)	(0:12.61)	(0:12.50)	(0:12.59)	(0:12.44)	(0:12.23)
3	2	Placid Pearl	2:18.91	0:29.35	66.5 (600-400)	2:18.91	2:01.54 [7]	1:49.56 [7]	1:36.90 [7]	1:24.08 [8]	1:11.60 [8]	0:59.02 [8]	0:46.53 [8]
	(5)	Ben Thompson	0.7L (+5)	0:34.43	400-200 (0:11.10)	(0:17.36)	(0:11.99)	(0:12.65)	(0:12.83)	(0:12.47)	(0:12.59)	(0:12.49)	(0:12.10)
4	3	El Jasor	2:18.94	0:29.16	65.3 (400-200)	2:18.94	2:01.88 [4]	1:49.78 [5]	1:37.29 [5]	1:24.51 [5]	1:11.96 [6]	0:59.36 [6]	0:46.85 [5]
	(6)	Kyle Wilson-Taylor	0.9L (+5)	0:34.69	400-200 (0:11.29)	(0:17.06)	(0:12.10)	(0:12.49)	(0:12.78)	(0:12.55)	(0:12.60)	(0:12.51)	(0:12.16)
5	11	Clyde	2:19.17	0:29.27	65.9 (400-200)	2:19.17	2:01.86 [6]	1:49.90 [6]	1:37.35 [6]	1:24.67 [6]	1:12.21 [5]	0:59.67 [5]	0:47.07 [6]
	(1)	Jake Bayliss	2.2L (-5)	0:34.90	600-400 (0:11.19)	(0:17.32)	(0:11.95)	(0:12.56)	(0:12.68)	(0:12.46)	(0:12.54)	(0:12.60)	(0:12.17)
6	8	Lovey Dovey	2:19.19	0:29.68	66.0 (400-200)	2:19.19	2:01.64 [8]	1:49.50 [8]	1:37.09 [8]	1:24.41 [7]	1:11.95 [7]	0:59.39 [7]	0:46.89 [7]
	(4)	Andrew Mallyon	2.4L (-3)	0:34.73	600-400 (0:11.21)	(0:17.55)	(0:12.13)	(0:12.42)	(0:12.68)	(0:12.46)	(0:12.56)	(0:12.50)	(0:12.16)
7	6	Jack Duggan	2:19.37	0:28.88	66.3 (400-200)	2:19.37	2:02.41 [2]	1:50.50 [2]	1:37.97 [3]	1:25.13 [4]	1:12.61 [4]	1:00.06 [4]	0:47.56 [3]
	(8)	Daniel Moor	3.4L (+12)	0:35.38	400-200 (0:11.39)	(0:16.96)	(0:11.92)	(0:12.53)	(0:12.84)	(0:12.52)	(0:12.55)	(0:12.50)	(0:12.18)
8	7	Our Turn Now	2:19.48	0:29.88	66.0 (400-200)	2:19.48	2:01.74 [9]	1:49.61 [9]	1:37.29 [9]	1:24.48 [9]	1:11.90 [9]	0:59.44 [9]	0:46.99 [9]
	(7)	Mark Du Plessis	4.1L (+3)	0:34.83	400-200 (0:11.22)	(0:17.74)	(0:12.14)	(0:12.31)	(0:12.81)	(0:12.58)	(0:12.46)	(0:12.46)	(0:12.15)
9	10	Artful Girl	2:19.55	0:28.92	62.8 (2000-1800)	2:19.55	2:02.42 [5]	1:50.63 [3]	1:38.34 [2]	1:25.64 [2]	1:13.09 [2]	1:00.52 [2]	0:47.90 [2]
	(9)	Tahlia Fenlon	4.5L (+2)	0:35.59	600-400 (0:11.64)	(0:17.13)	(0:11.79)	(0:12.30)	(0:12.69)	(0:12.56)	(0:12.57)	(0:12.61)	(0:12.31)

Scratched: Bengal Boy (#4), Mr O'reilly (#9), Vermilion Kirin (#12)

Report Created: Sat 04 April 2026

(Note: Races are conducted over an approximate distance as close as possible to the advertised distance, and recorded data may vary accordingly. Official times refer to race times only and do not include handicap times.)

[ ] Position in running at each section and finish      TAB# Saddle cloth number

Fastest split

-:--:-- No data available at this section

BAR# Barrier/Gate Position

Fastest section

NA No data available

DNF Did not finish

DNT Did not track

DT-W Distance travelled compared to winner in metres



# Eagle Farm QLD

## Race 3: SKY RACING BENCHMARK 80 Handicap - 2200m

04 April 2026 - 1:18PM



BRISBANE  
RACING CLUB

Track Rating: Good 4, Weather: Fine, Rail Position: +6.5m Entire Circuit

Field Times                      0:35.20      0:23.68      0:12.21  
(Race Tempo)                    (0:11.52)    (0:11.47)    (0:12.21)

Rank	TAB#	Horse	Overall Time	First 400m	Top Speed km/h (Section)	L600	L400	L200					
	(BAR#)	Jockey	Margin (DT-W)	Last 600m	Fastest Section (Time)	600 - 400	400 - 200	200 - Finish					
1	5	Kureder	2:18.78	0:29.05	65.9 (400-200)	0:34.76 [4]	0:23.48 [2]	0:12.17 [2]					
	(2)	Angela Jones		0:34.76	600-400 (0:11.28)	(0:11.28)	(0:11.31)	(0:12.17)					
2	1	Akkadian Emperor	2:18.86	0:28.81	64.5 (600-400)	0:35.28 [1]	0:23.76 [1]	0:12.29 [1]					
	(3)	Jace McMurray	0.4L (+6)	0:35.29	400-200 (0:11.48)	(0:11.52)	(0:11.48)	(0:12.29)					
3	2	Placid Pearl	2:18.91	0:29.35	66.5 (600-400)	0:34.43 [8]	0:23.22 [8]	0:12.12 [4]					
	(5)	Ben Thompson	0.7L (+5)	0:34.43	400-200 (0:11.10)	(0:11.21)	(0:11.10)	(0:12.12)					
4	3	El Jasor	2:18.94	0:29.16	65.3 (400-200)	0:34.69 [5]	0:23.35 [5]	0:12.06 [6]					
	(6)	Kyle Wilson-Taylor	0.9L (+5)	0:34.69	400-200 (0:11.29)	(0:11.34)	(0:11.29)	(0:12.06)					
5	11	Clyde	2:19.17	0:29.27	65.9 (400-200)	0:34.90 [6]	0:23.71 [3]	0:12.40 [3]					
	(1)	Jake Bayliss	2.2L (-5)	0:34.90	600-400 (0:11.19)	(0:11.19)	(0:11.31)	(0:12.40)					
6	8	Lovey Dovey	2:19.19	0:29.68	66.0 (400-200)	0:34.73 [7]	0:23.52 [7]	0:12.25 [7]					
	(4)	Andrew Mallyon	2.4L (-3)	0:34.73	600-400 (0:11.21)	(0:11.21)	(0:11.27)	(0:12.25)					
7	6	Jack Duggan	2:19.37	0:28.88	66.3 (400-200)	0:35.38 [3]	0:23.89 [4]	0:12.50 [5]					
	(8)	Daniel Moor	3.4L (+12)	0:35.38	400-200 (0:11.39)	(0:11.49)	(0:11.39)	(0:12.50)					
8	7	Our Turn Now	2:19.48	0:29.88	66.0 (400-200)	0:34.84 [9]	0:23.52 [9]	0:12.30 [8]					
	(7)	Mark Du Plessis	4.1L (+3)	0:34.83	400-200 (0:11.22)	(0:11.31)	(0:11.22)	(0:12.30)					
9	10	Artful Girl	2:19.55	0:28.92	62.8 (2000-1800)	0:35.59 [2]	0:23.95 [6]	0:12.21 [9]					
	(9)	Tahlia Fenlon	4.5L (+2)	0:35.59	600-400 (0:11.64)	(0:11.64)	(0:11.74)	(0:12.21)					

Scratched: Bengal Boy (#4), Mr O'reilly (#9), Vermilion Kirin (#12)

Report Created: Sat 04 April 2026

(Note: Races are conducted over an approximate distance as close as possible to the advertised distance, and recorded data may vary accordingly. Official times refer to race times only and do not include handicap times.)

[ ] Position in running at each section and finish    TAB# Saddle cloth number  
 -:--:-- No data available at this section                BAR# Barrier/Gate Position  
 NA No data available                                        DNF Did not finish  
 DNT Did not track     DT-W Distance travelled compared to winner in metres

Fastest split  
 Fastest section

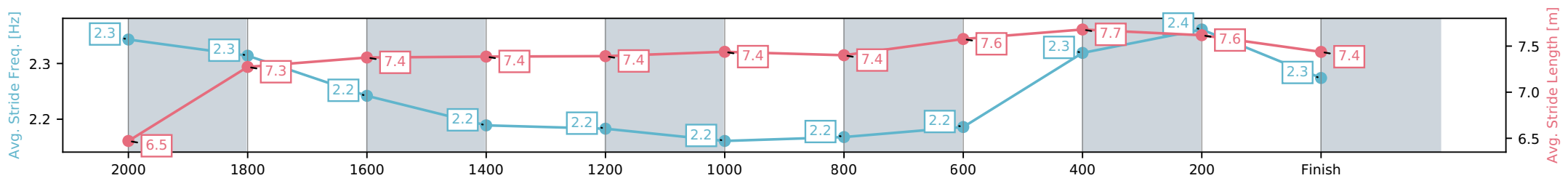
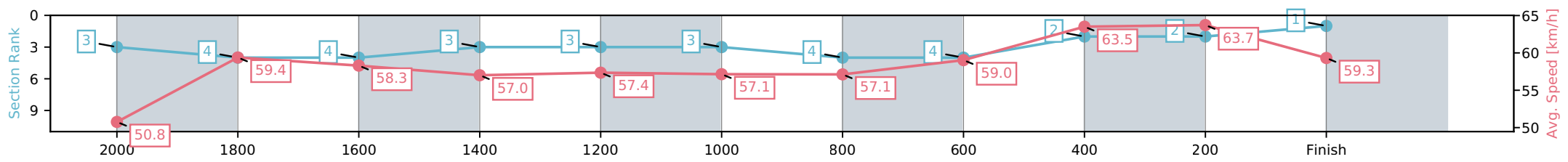
Horse/Jockey Name	Kureder/Angela Jones
Finish Rank	1
Fastest Section Time (Section)	0:11.28 (600-400)
Top Speed [km/h] (Section)	65.9 (400-200)
Race State	Finished



Eagle Farm QLD --Professional-2026-04-04  
 Race 3: SKY RACING BENCHMARK 80 Handicap - 2200m  
 04 April 2026 - 1:18PM  
 Track Rating: Good 4, Weather: Fine, Rail Position: +6.5m Entire Circuit



Section	L2200	L2000	L1800	L1600	L1400	L1200	L1000	L800	L600	L400	L200
Section Times	2:18.78 (0:17.03)	2:01.75 [4] (0:12.02)	1:49.74 [4] (0:12.39)	1:37.34 [3] (0:12.68)	1:24.67 [3] (0:12.57)	1:12.09 [3] (0:12.58)	0:59.51 [4] (0:12.62)	0:46.90 [4] (0:12.14)	0:34.76 [2] (0:11.28)	0:23.48 [2] (0:11.31)	0:12.17 [1] (0:12.17)
Average Speed [km/h]	50.8	59.4	58.3	57.0	57.4	57.1	57.1	59.0	63.5	63.7	59.3
Top Speed [km/h]	60.5	60.7	59.3	57.8	57.9	57.8	57.6	60.7	64.8	65.9	61.8
Avg. Dist. to Rail [m]	7.2	1.5	0.5	1.3	1.5	0.9	0.2	1.1	0.9	0.7	1.4
Avg. Stride Freq. [Hz]	2.3	2.3	2.2	2.2	2.2	2.2	2.2	2.2	2.3	2.4	2.3
Avg. Stride Length [m]	6.5	7.3	7.4	7.4	7.4	7.4	7.4	7.6	7.7	7.6	7.4



[ ] Ranking at each section and finish  
 -:-:- No data available at this section  
 NA No data available

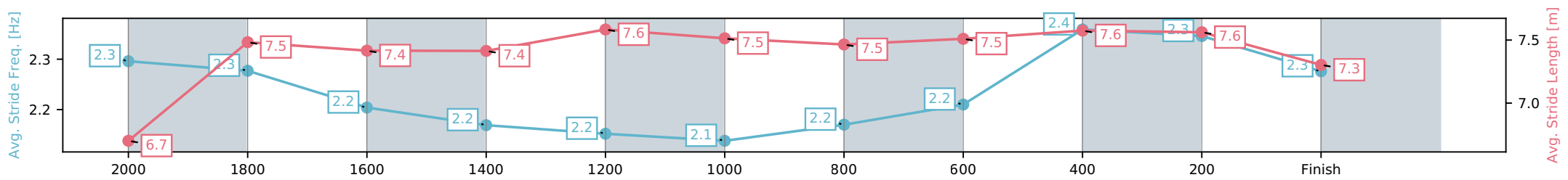
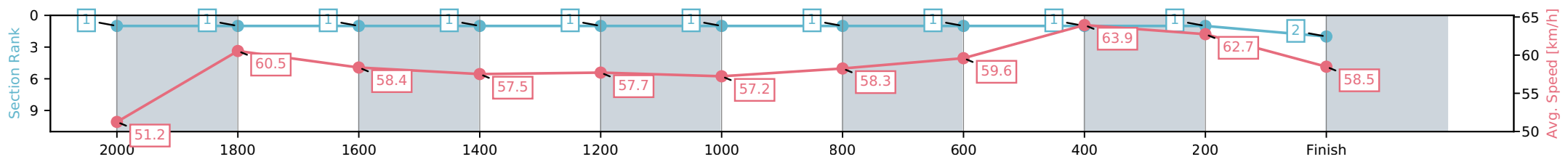
Horse/Jockey Name	Akkadian Emperor/Jace McMurray
Finish Rank	2
Fastest Section Time (Section)	0:11.48 (400-200)
Top Speed [km/h] (Section)	64.5 (600-400)
Race State	Finished



Eagle Farm QLD --Professional-2026-04-04  
 Race 3: SKY RACING BENCHMARK 80 Handicap - 2200m  
 04 April 2026 - 1:18PM  
 Track Rating: Good 4, Weather: Fine, Rail Position: +6.5m Entire Circuit



Section	L2200	L2000	L1800	L1600	L1400	L1200	L1000	L800	L600	L400	L200
Section Times	2:18.86 (0:16.89)	2:01.97 [1] (0:11.92)	1:50.05 [1] (0:12.40)	1:37.65 [1] (0:12.61)	1:25.04 [1] (0:12.50)	1:12.54 [1] (0:12.59)	0:59.95 [1] (0:12.44)	0:47.51 [1] (0:12.23)	0:35.28 [1] (0:11.52)	0:23.76 [1] (0:11.48)	0:12.29 [2] (0:12.29)
Average Speed [km/h]	51.2	60.5	58.4	57.5	57.7	57.2	58.3	59.6	63.9	62.7	58.5
Top Speed [km/h]	61.3	61.5	60.0	58.0	58.2	57.7	59.0	61.7	64.5	64.4	60.5
Avg. Dist. to Rail [m]	7.9	0.4	1.2	2.0	1.9	2.2	1.4	2.5	4.5	5.4	5.2
Avg. Stride Freq. [Hz]	2.3	2.3	2.2	2.2	2.2	2.1	2.2	2.2	2.4	2.3	2.3
Avg. Stride Length [m]	6.7	7.5	7.4	7.4	7.6	7.5	7.5	7.5	7.6	7.6	7.3



[ ] Ranking at each section and finish  
 -:-:- No data available at this section  
 NA No data available

Horse/Jockey Name	Placid Pearl/Ben Thompson
Finish Rank	3
Fastest Section Time (Section)	0:11.10 (400-200)
Top Speed [km/h] (Section)	66.5 (600-400)
Race State	Finished



Eagle Farm QLD --Professional-2026-04-04

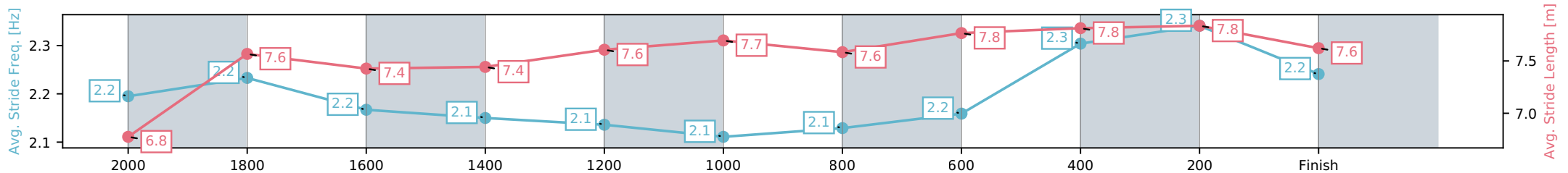
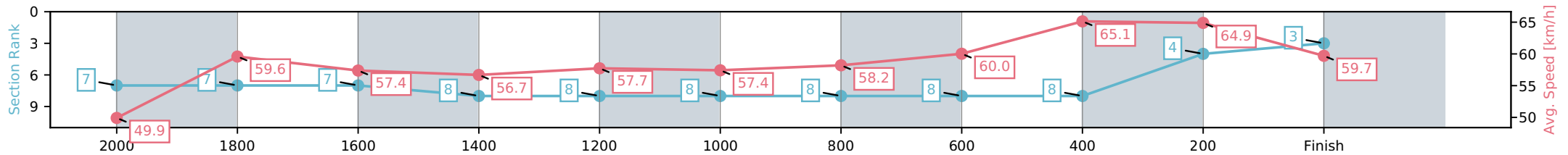
Race 3: SKY RACING BENCHMARK 80 Handicap - 2200m

04 April 2026 - 1:18PM

Track Rating: Good 4, Weather: Fine, Rail Position: +6.5m Entire Circuit



Section	L2200	L2000	L1800	L1600	L1400	L1200	L1000	L800	L600	L400	L200
Section Times	2:18.91 (0:17.36)	2:01.54 [7] (0:11.99)	1:49.56 [7] (0:12.65)	1:36.90 [8] (0:12.83)	1:24.08 [8] (0:12.47)	1:11.60 [8] (0:12.59)	0:59.02 [8] (0:12.49)	0:46.53 [8] (0:12.10)	0:34.43 [8] (0:11.21)	0:23.22 [4] (0:11.10)	0:12.12 [3] (0:12.12)
Average Speed [km/h]	49.9	59.6	57.4	56.7	57.7	57.4	58.2	60.0	65.1	64.9	59.7
Top Speed [km/h]	60.0	60.1	57.8	57.6	58.3	58.3	59.6	61.6	66.5	66.5	62.5
Avg. Dist. to Rail [m]	7.9	1.1	1.5	2.7	2.4	2.7	2.0	1.7	3.1	8.3	8.3
Avg. Stride Freq. [Hz]	2.2	2.2	2.2	2.1	2.1	2.1	2.1	2.2	2.3	2.3	2.2
Avg. Stride Length [m]	6.8	7.6	7.4	7.4	7.6	7.7	7.6	7.8	7.8	7.8	7.6



- [ ] Ranking at each section and finish
- :-:- No data available at this section
- NA No data available

Horse/Jockey Name	El Jasor/Kyle Wilson-Taylor
Finish Rank	4
Fastest Section Time (Section)	0:11.29 (400-200)
Top Speed [km/h] (Section)	65.3 (400-200)
Race State	Finished



Eagle Farm QLD --Professional-2026-04-04

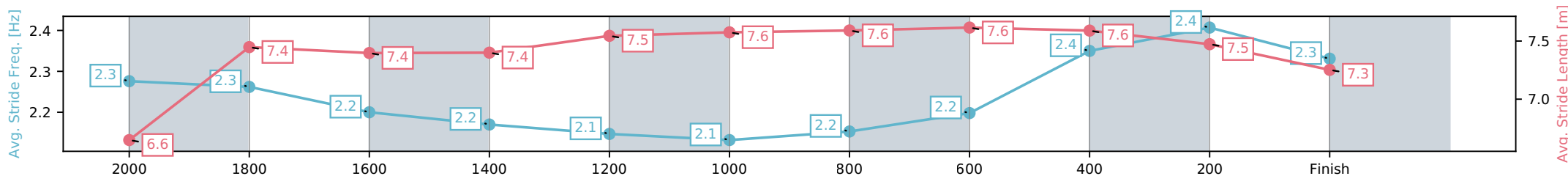
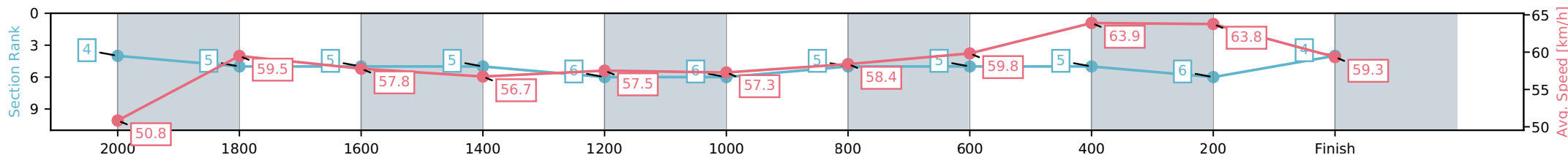
Race 3: SKY RACING BENCHMARK 80 Handicap - 2200m

04 April 2026 - 1:18PM

Track Rating: Good 4, Weather: Fine, Rail Position: +6.5m Entire Circuit



Section	L2200	L2000	L1800	L1600	L1400	L1200	L1000	L800	L600	L400	L200
Section Times	2:18.94 (0:17.06)	2:01.88 [5] (0:12.10)	1:49.78 [5] (0:12.49)	1:37.29 [5] (0:12.78)	1:24.51 [6] (0:12.55)	1:11.96 [6] (0:12.60)	0:59.36 [5] (0:12.51)	0:46.85 [5] (0:12.16)	0:34.69 [5] (0:11.34)	0:23.35 [6] (0:11.29)	0:12.06 [4] (0:12.06)
Average Speed [km/h]	50.8	59.5	57.8	56.7	57.5	57.3	58.4	59.8	63.9	63.8	59.3
Top Speed [km/h]	61.3	61.1	58.3	57.7	58.4	58.2	59.2	61.8	65.3	65.3	62.1
Avg. Dist. to Rail [m]	8.3	0.6	0.7	2.5	3.1	3.6	3.2	2.2	1.2	3.3	3.6
Avg. Stride Freq. [Hz]	2.3	2.3	2.2	2.2	2.1	2.1	2.2	2.2	2.4	2.4	2.3
Avg. Stride Length [m]	6.6	7.4	7.4	7.4	7.5	7.6	7.6	7.6	7.6	7.5	7.3



- [ ] Ranking at each section and finish
- :-:- No data available at this section
- NA No data available

Horse/Jockey Name	Clyde/Jake Bayliss
Finish Rank	5
Fastest Section Time (Section)	0:11.19 (600-400)
Top Speed [km/h] (Section)	65.9 (400-200)
Race State	Finished



Eagle Farm QLD --Professional-2026-04-04

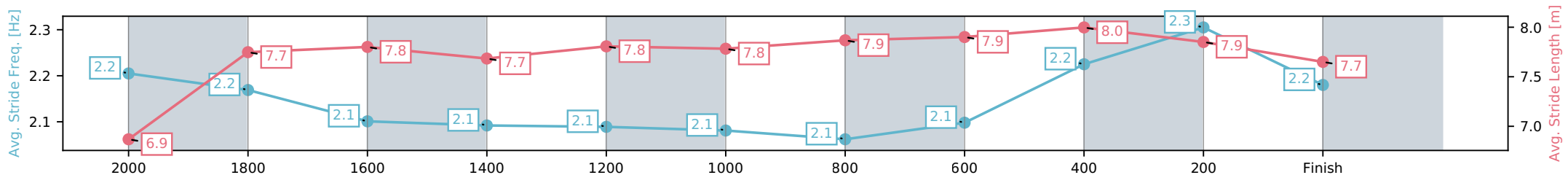
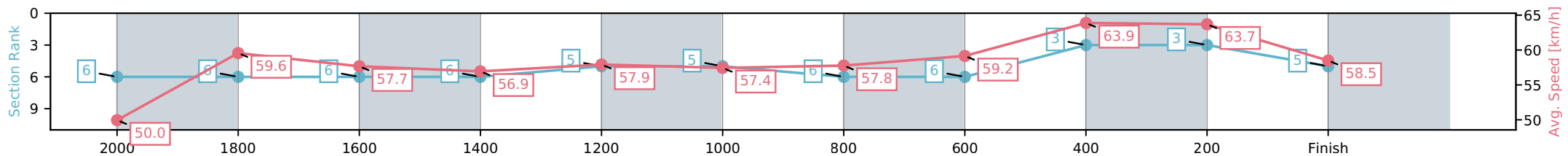
Race 3: SKY RACING BENCHMARK 80 Handicap - 2200m

04 April 2026 - 1:18PM

Track Rating: Good 4, Weather: Fine, Rail Position: +6.5m Entire Circuit



Section	L2200	L2000	L1800	L1600	L1400	L1200	L1000	L800	L600	L400	L200
Section Times	2:19.17 (0:17.32)	2:01.86 [6] (0:11.95)	1:49.90 [6] (0:12.56)	1:37.35 [6] (0:12.68)	1:24.67 [5] (0:12.46)	1:12.21 [5] (0:12.54)	0:59.67 [6] (0:12.60)	0:47.07 [6] (0:12.17)	0:34.90 [3] (0:11.19)	0:23.71 [3] (0:11.31)	0:12.40 [5] (0:12.40)
Average Speed [km/h]	50.0	59.6	57.7	56.9	57.9	57.4	57.8	59.2	63.9	63.7	58.5
Top Speed [km/h]	58.8	60.7	58.5	57.5	59.6	58.5	58.7	60.5	65.8	65.9	60.4
Avg. Dist. to Rail [m]	8.4	1.9	0.8	1.8	1.9	2.3	1.9	0.7	1.5	0.8	0.4
Avg. Stride Freq. [Hz]	2.2	2.2	2.1	2.1	2.1	2.1	2.1	2.1	2.2	2.3	2.2
Avg. Stride Length [m]	6.9	7.7	7.8	7.7	7.8	7.8	7.9	7.9	8.0	7.9	7.7



- [ ] Ranking at each section and finish
- :-:- No data available at this section
- NA No data available

Horse/Jockey Name	Lovey Dovey/Andrew Mallyon
Finish Rank	6
Fastest Section Time (Section)	0:11.21 (600-400)
Top Speed [km/h] (Section)	66.0 (400-200)
Race State	Finished



Eagle Farm QLD --Professional-2026-04-04

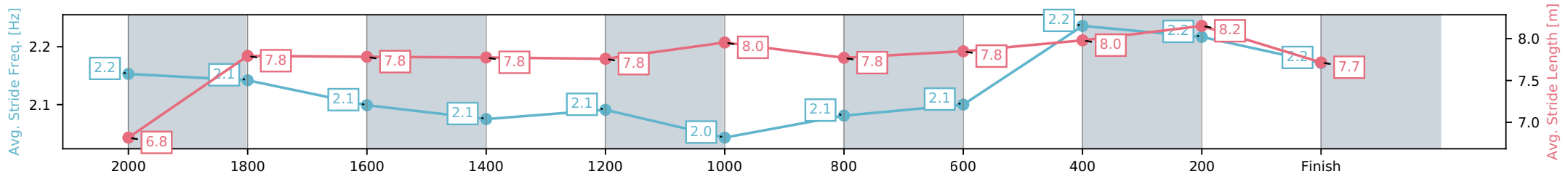
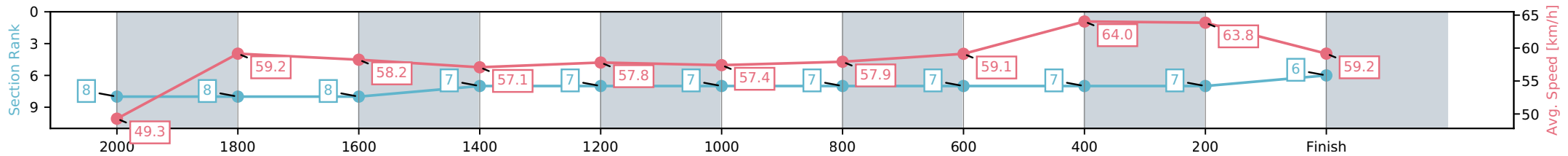
Race 3: SKY RACING BENCHMARK 80 Handicap - 2200m

04 April 2026 - 1:18PM

Track Rating: Good 4, Weather: Fine, Rail Position: +6.5m Entire Circuit



Section	L2200	L2000	L1800	L1600	L1400	L1200	L1000	L800	L600	L400	L200
Section Times	2:19.19 (0:17.55)	2:01.64 [8] (0:12.13)	1:49.50 [8] (0:12.42)	1:37.09 [7] (0:12.68)	1:24.41 [7] (0:12.46)	1:11.95 [7] (0:12.56)	0:59.39 [7] (0:12.50)	0:46.89 [7] (0:12.16)	0:34.73 [7] (0:11.21)	0:23.52 [7] (0:11.27)	0:12.25 [6] (0:12.25)
Average Speed [km/h]	49.3	59.2	58.2	57.1	57.8	57.4	57.9	59.1	64.0	63.8	59.2
Top Speed [km/h]	58.3	60.1	59.1	58.0	58.2	58.8	58.7	61.3	65.9	66.0	61.2
Avg. Dist. to Rail [m]	7.4	0.7	0.8	1.7	1.7	1.7	1.0	0.2	0.7	1.0	2.4
Avg. Stride Freq. [Hz]	2.2	2.1	2.1	2.1	2.1	2.0	2.1	2.1	2.2	2.2	2.2
Avg. Stride Length [m]	6.8	7.8	7.8	7.8	7.8	8.0	7.8	7.8	8.0	8.2	7.7



- [ ] Ranking at each section and finish
- :-:- No data available at this section
- NA No data available

Horse/Jockey Name	Jack Duggan/Daniel Moor
Finish Rank	7
Fastest Section Time (Section)	0:11.39 (400-200)
Top Speed [km/h] (Section)	66.3 (400-200)
Race State	Finished



Eagle Farm QLD --Professional-2026-04-04

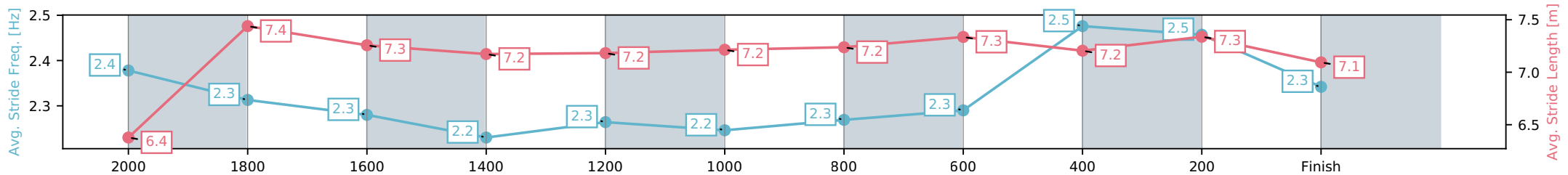
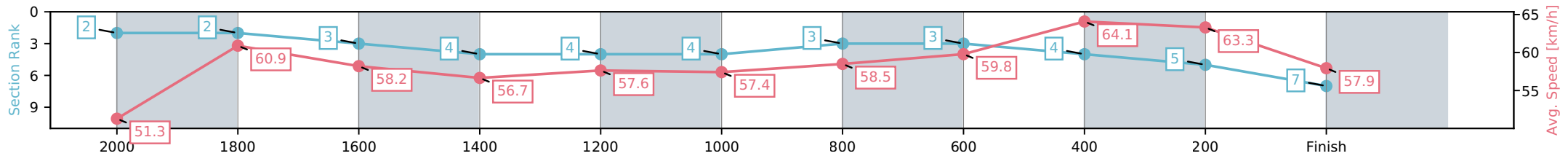
Race 3: SKY RACING BENCHMARK 80 Handicap - 2200m

04 April 2026 - 1:18PM

Track Rating: Good 4, Weather: Fine, Rail Position: +6.5m Entire Circuit



Section	L2200	L2000	L1800	L1600	L1400	L1200	L1000	L800	L600	L400	L200
Section Times	2:19.37 (0:16.96)	2:02.41 [2] (0:11.92)	1:50.50 [3] (0:12.53)	1:37.97 [4] (0:12.84)	1:25.13 [4] (0:12.52)	1:12.61 [4] (0:12.55)	1:00.06 [3] (0:12.50)	0:47.56 [3] (0:12.18)	0:35.38 [4] (0:11.49)	0:23.89 [5] (0:11.39)	0:12.50 [7] (0:12.50)
Average Speed [km/h]	51.3	60.9	58.2	56.7	57.6	57.4	58.5	59.8	64.1	63.3	57.9
Top Speed [km/h]	62.5	62.5	59.5	57.9	58.1	58.4	59.8	61.8	66.1	66.3	60.6
Avg. Dist. to Rail [m]	10.2	1.9	2.3	3.2	3.1	3.5	2.9	2.7	4.7	6.5	6.1
Avg. Stride Freq. [Hz]	2.4	2.3	2.3	2.2	2.3	2.2	2.3	2.3	2.5	2.5	2.3
Avg. Stride Length [m]	6.4	7.4	7.3	7.2	7.2	7.2	7.2	7.2	7.3	7.2	7.1



- [ ] Ranking at each section and finish
- :-:- No data available at this section
- NA No data available

Horse/Jockey Name	Our Turn Now/Mark Du Plessis
Finish Rank	8
Fastest Section Time (Section)	0:11.22 (400-200)
Top Speed [km/h] (Section)	66.0 (400-200)
Race State	Finished



Eagle Farm QLD --Professional-2026-04-04

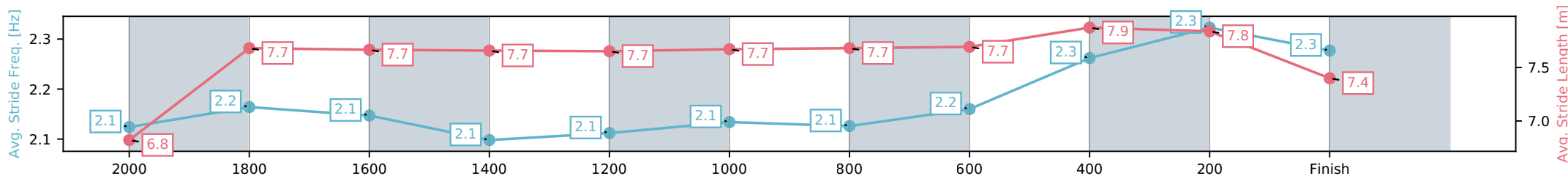
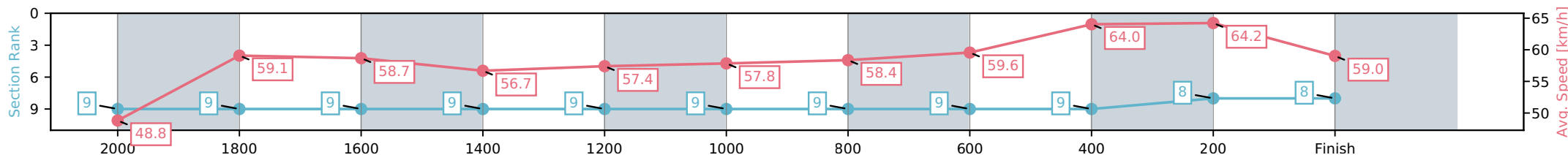
Race 3: SKY RACING BENCHMARK 80 Handicap - 2200m

04 April 2026 - 1:18PM

Track Rating: Good 4, Weather: Fine, Rail Position: +6.5m Entire Circuit



Section	L2200	L2000	L1800	L1600	L1400	L1200	L1000	L800	L600	L400	L200
Section Times	2:19.48 (0:17.74)	2:01.74 [9] (0:12.14)	1:49.61 [9] (0:12.31)	1:37.29 [9] (0:12.81)	1:24.48 [9] (0:12.58)	1:11.90 [9] (0:12.46)	0:59.44 [9] (0:12.46)	0:46.99 [9] (0:12.15)	0:34.84 [9] (0:11.31)	0:23.52 [8] (0:11.22)	0:12.30 [8] (0:12.30)
Average Speed [km/h]	48.8	59.1	58.7	56.7	57.4	57.8	58.4	59.6	64.0	64.2	59.0
Top Speed [km/h]	58.4	59.8	60.4	58.2	58.4	58.5	60.1	61.7	65.6	66.0	61.9
Avg. Dist. to Rail [m]	8.1	0.8	0.8	2.5	2.6	2.5	1.8	1.3	1.2	5.9	7.2
Avg. Stride Freq. [Hz]	2.1	2.2	2.1	2.1	2.1	2.1	2.1	2.2	2.3	2.3	2.3
Avg. Stride Length [m]	6.8	7.7	7.7	7.7	7.7	7.7	7.7	7.7	7.9	7.8	7.4



[ ] Ranking at each section and finish  
 -.-.- No data available at this section  
 NA No data available

Horse/Jockey Name	Artful Girl/Tahlia Fenlon
Finish Rank	9
Fastest Section Time (Section)	0:11.64 (600-400)
Top Speed [km/h] (Section)	62.8 (2000-1800)
Race State	Finished



Eagle Farm QLD --Professional-2026-04-04

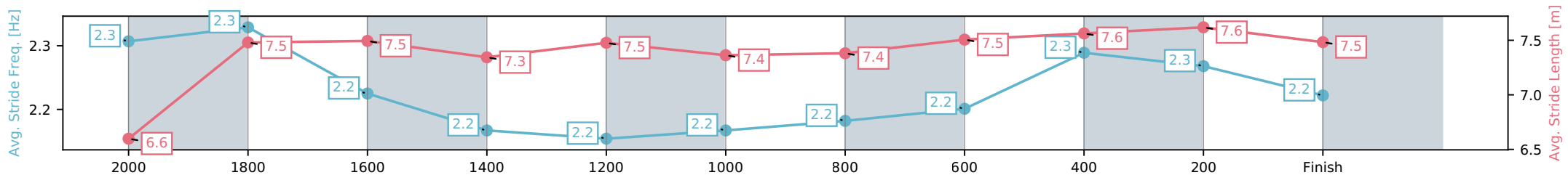
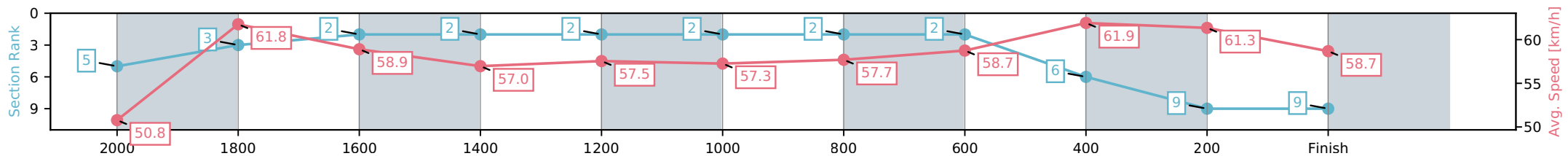
Race 3: SKY RACING BENCHMARK 80 Handicap - 2200m

04 April 2026 - 1:18PM

Track Rating: Good 4, Weather: Fine, Rail Position: +6.5m Entire Circuit



Section	L2200	L2000	L1800	L1600	L1400	L1200	L1000	L800	L600	L400	L200
Section Times	2:19.55 (0:17.13)	2:02.42 [3] (0:11.79)	1:50.63 [2] (0:12.30)	1:38.34 [2] (0:12.69)	1:25.64 [2] (0:12.56)	1:13.09 [2] (0:12.57)	1:00.52 [2] (0:12.61)	0:47.90 [2] (0:12.31)	0:35.59 [6] (0:11.64)	0:23.95 [9] (0:11.74)	0:12.21 [9] (0:12.21)
Average Speed [km/h]	50.8	61.8	58.9	57.0	57.5	57.3	57.7	58.7	61.9	61.3	58.7
Top Speed [km/h]	62.4	62.8	62.1	57.7	58.2	58.1	58.3	59.8	62.4	62.0	60.8
Avg. Dist. to Rail [m]	11.1	1.9	1.5	1.4	1.7	2.2	1.8	1.3	0.4	3.2	5.9
Avg. Stride Freq. [Hz]	2.3	2.3	2.2	2.2	2.2	2.2	2.2	2.2	2.3	2.3	2.2
Avg. Stride Length [m]	6.6	7.5	7.5	7.3	7.5	7.4	7.4	7.5	7.6	7.6	7.5



[ ] Ranking at each section and finish  
 -:-:- No data available at this section  
 NA No data available



Horse/Jockey Name	Restonica/Mark Du Plessis
Finish Rank	1
Fastest Section Time (Section)	0:10.65 (400-200)
Top Speed [km/h] (Section)	68.6 (400-200)
Race State	Finished



Eagle Farm QLD --Professional-2026-04-04

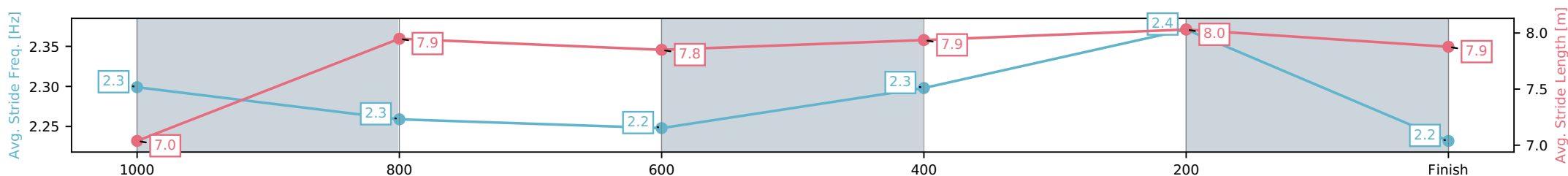
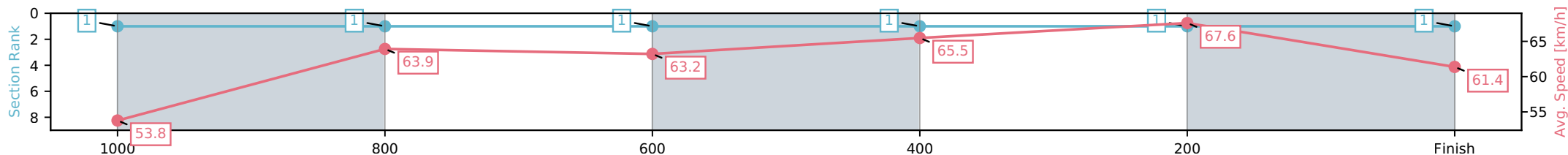
Race 4: DRINKWISE Class 6 Plate - 1200m

04 April 2026 - 1:53PM

Track Rating: Good 4, Weather: Fine, Rail Position: +6.5m Entire Circuit



Section	L1200	L1000	L800	L600	L400	L200
Section Times	1:09.84 (0:13.52)	0:56.32 [1] (0:11.42)	0:44.89 [1] (0:11.49)	0:33.40 [1] (0:10.97)	0:22.43 [1] (0:10.65)	0:11.78 [1] (0:11.78)
Average Speed [km/h]	53.8	63.9	63.2	65.5	67.6	61.4
Top Speed [km/h]	64.3	64.8	63.6	67.4	68.6	65.4
Avg. Dist. to Rail [m]	2.8	2.9	1.9	0.7	1.3	1.5
Avg. Stride Freq. [Hz]	2.3	2.3	2.2	2.3	2.4	2.2
Avg. Stride Length [m]	7.0	7.9	7.8	7.9	8.0	7.9



- [ ] Ranking at each section and finish
- :-:- No data available at this section
- NA No data available

Horse/Jockey Name	About To Explode/Angela Jones
Finish Rank	2
Fastest Section Time (Section)	0:10.73 (400-200)
Top Speed [km/h] (Section)	67.9 (400-200)
Race State	Finished



Eagle Farm QLD --Professional-2026-04-04

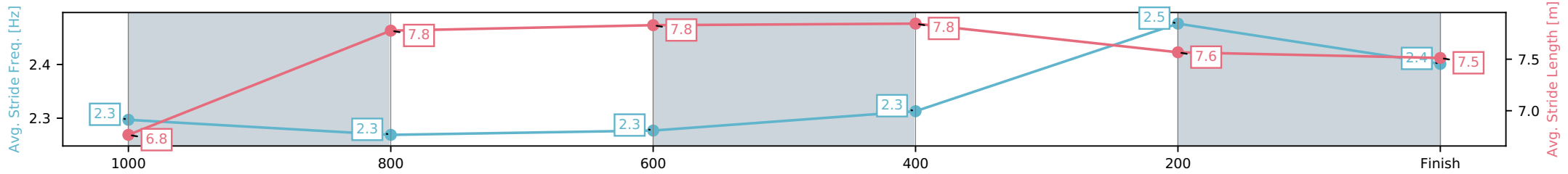
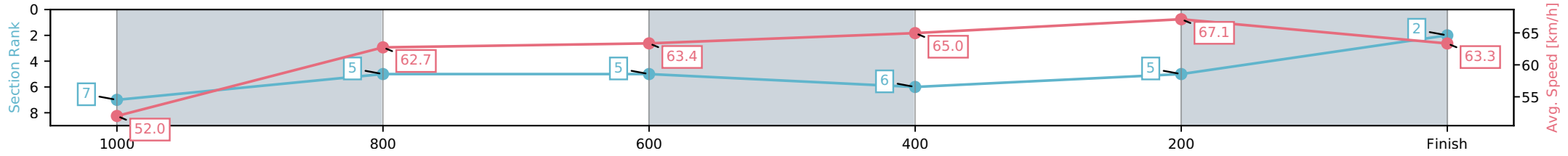
Race 4: DRINKWISE Class 6 Plate - 1200m

04 April 2026 - 1:53PM

Track Rating: Good 4, Weather: Fine, Rail Position: +6.5m Entire Circuit



Section	L1200	L1000	L800	L600	L400	L200
Section Times	1:09.98 (0:14.02)	0:55.96 [5] (0:11.57)	0:44.40 [5] (0:11.43)	0:32.96 [6] (0:11.05)	0:21.91 [5] (0:10.73)	0:11.18 [2] (0:11.18)
Average Speed [km/h]	52.0	62.7	63.4	65.0	67.1	63.3
Top Speed [km/h]	62.9	63.5	63.8	66.7	67.9	67.2
Avg. Dist. to Rail [m]	4.3	1.6	1.4	0.7	5.1	10.0
Avg. Stride Freq. [Hz]	2.3	2.3	2.3	2.3	2.5	2.4
Avg. Stride Length [m]	6.8	7.8	7.8	7.8	7.6	7.5



[ ] Ranking at each section and finish  
 -:-:- No data available at this section  
 NA No data available

Horse/Jockey Name	Party Spirit/Chelsea Baker
Finish Rank	3
Fastest Section Time (Section)	0:10.77 (400-200)
Top Speed [km/h] (Section)	68.6 (400-200)
Race State	Finished



Eagle Farm QLD --Professional-2026-04-04

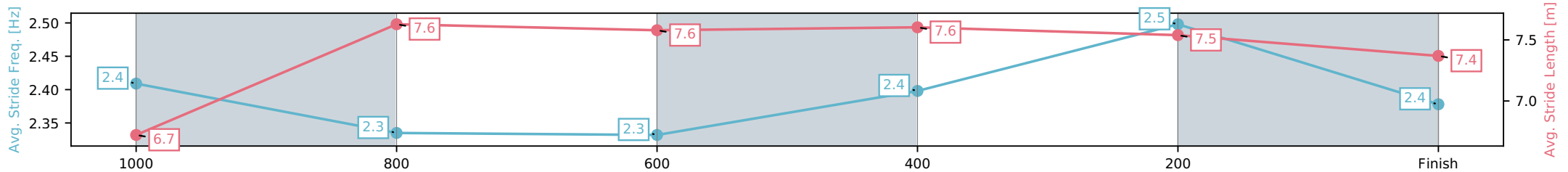
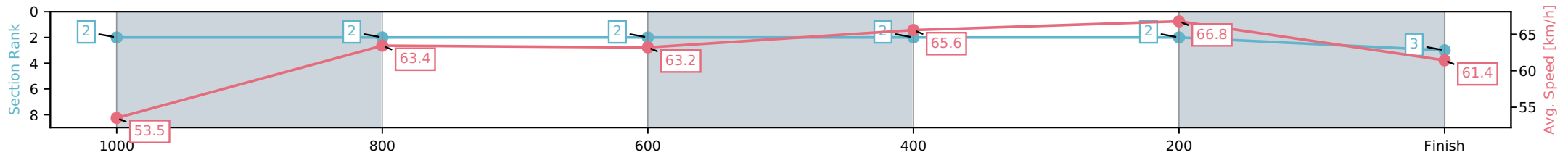
Race 4: DRINKWISE Class 6 Plate - 1200m

04 April 2026 - 1:53PM

Track Rating: Good 4, Weather: Fine, Rail Position: +6.5m Entire Circuit



Section	L1200	L1000	L800	L600	L400	L200
Section Times	1:10.01 (0:13.63)	0:56.38 [2] (0:11.56)	0:44.83 [2] (0:11.42)	0:33.41 [2] (0:10.92)	0:22.49 [2] (0:10.77)	0:11.72 [3] (0:11.72)
Average Speed [km/h]	53.5	63.4	63.2	65.6	66.8	61.4
Top Speed [km/h]	64.3	64.1	64.7	68.2	68.6	65.1
Avg. Dist. to Rail [m]	4.4	3.7	0.8	1.2	2.3	1.9
Avg. Stride Freq. [Hz]	2.4	2.3	2.3	2.4	2.5	2.4
Avg. Stride Length [m]	6.7	7.6	7.6	7.6	7.5	7.4



- [ ] Ranking at each section and finish
- :-:- No data available at this section
- NA No data available

Horse/Jockey Name	Bunker Hut/Jace McMurray
Finish Rank	4
Fastest Section Time (Section)	0:10.78 (400-200)
Top Speed [km/h] (Section)	67.3 (400-200)
Race State	Finished



Eagle Farm QLD --Professional-2026-04-04

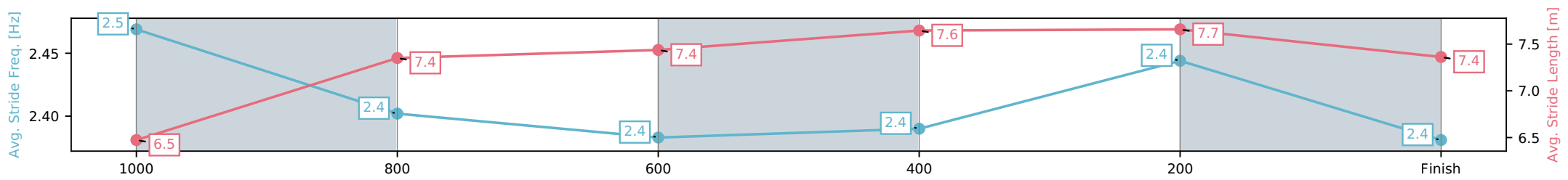
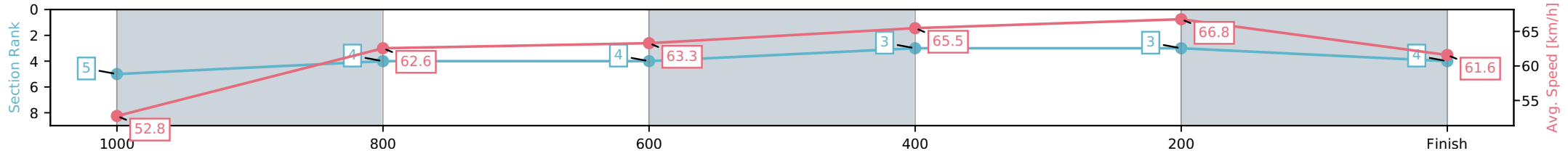
Race 4: DRINKWISE Class 6 Plate - 1200m

04 April 2026 - 1:53PM

Track Rating: Good 4, Weather: Fine, Rail Position: +6.5m Entire Circuit



Section	L1200	L1000	L800	L600	L400	L200
Section Times	1:10.35 (0:13.79)	0:56.56 [4] (0:11.66)	0:44.90 [4] (0:11.40)	0:33.50 [3] (0:10.87)	0:22.63 [3] (0:10.78)	0:11.84 [4] (0:11.84)
Average Speed [km/h]	52.8	62.6	63.3	65.5	66.8	61.6
Top Speed [km/h]	65.7	64.0	64.3	66.7	67.3	65.1
Avg. Dist. to Rail [m]	2.5	2.7	1.0	2.3	1.4	3.7
Avg. Stride Freq. [Hz]	2.5	2.4	2.4	2.4	2.4	2.4
Avg. Stride Length [m]	6.5	7.4	7.4	7.6	7.7	7.4



[ ] Ranking at each section and finish  
 -:-:- No data available at this section  
 NA No data available

Horse/Jockey Name	Millane/Ryan Maloney
Finish Rank	5
Fastest Section Time (Section)	0:10.67 (400-200)
Top Speed [km/h] (Section)	68.2 (400-200)
Race State	Finished



Eagle Farm QLD --Professional-2026-04-04

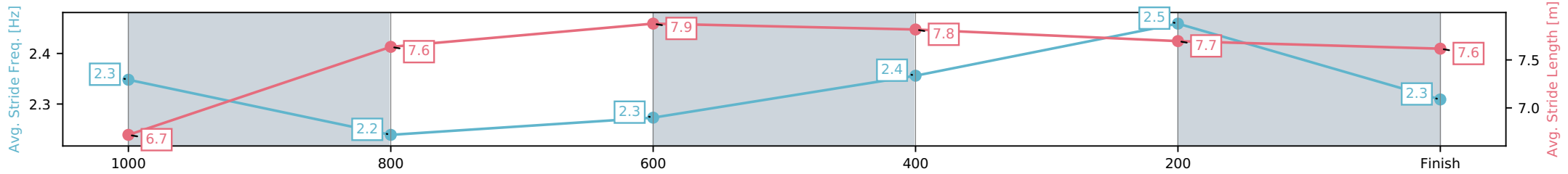
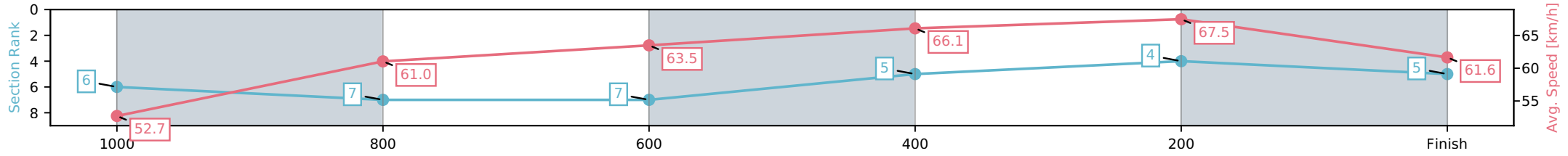
Race 4: DRINKWISE Class 6 Plate - 1200m

04 April 2026 - 1:53PM

Track Rating: Good 4, Weather: Fine, Rail Position: +6.5m Entire Circuit



Section	L1200	L1000	L800	L600	L400	L200
Section Times	1:10.42 (0:13.80)	0:56.62 [7] (0:11.96)	0:44.65 [7] (0:11.37)	0:33.29 [5] (0:10.86)	0:22.43 [4] (0:10.67)	0:11.76 [5] (0:11.76)
Average Speed [km/h]	52.7	61.0	63.5	66.1	67.5	61.6
Top Speed [km/h]	64.1	63.0	64.5	67.8	68.2	65.6
Avg. Dist. to Rail [m]	5.7	2.7	0.5	0.7	0.3	0.8
Avg. Stride Freq. [Hz]	2.3	2.2	2.3	2.4	2.5	2.3
Avg. Stride Length [m]	6.7	7.6	7.9	7.8	7.7	7.6



[ ] Ranking at each section and finish  
 -:-:- No data available at this section  
 NA No data available

Horse/Jockey Name	Bews/Jake Bayliss
Finish Rank	6
Fastest Section Time (Section)	0:10.96 (400-200)
Top Speed [km/h] (Section)	67.1 (400-200)
Race State	Finished



Eagle Farm QLD --Professional-2026-04-04

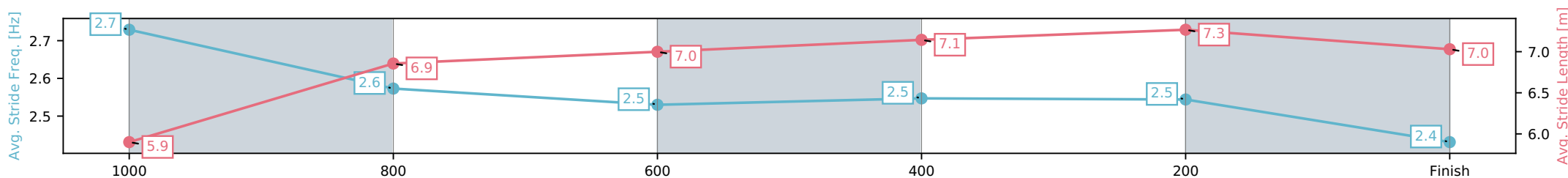
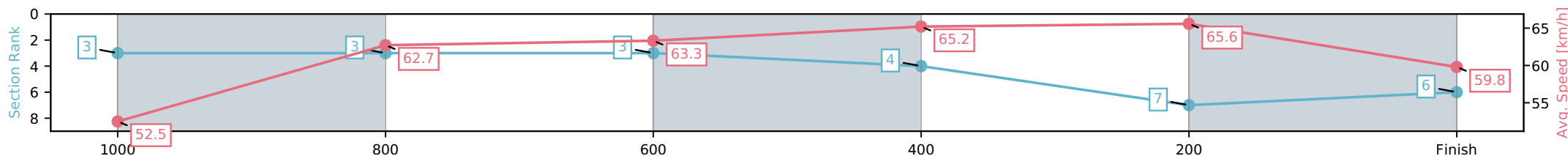
Race 4: DRINKWISE Class 6 Plate - 1200m

04 April 2026 - 1:53PM

Track Rating: Good 4, Weather: Fine, Rail Position: +6.5m Entire Circuit



Section	L1200	L1000	L800	L600	L400	L200
Section Times	1:10.93 (0:13.75)	0:57.18 [3] (0:11.61)	0:45.57 [3] (0:11.48)	0:34.09 [4] (0:11.14)	0:22.95 [7] (0:10.96)	0:11.99 [6] (0:11.99)
Average Speed [km/h]	52.5	62.7	63.3	65.2	65.6	59.8
Top Speed [km/h]	65.9	63.5	64.1	66.3	67.1	63.6
Avg. Dist. to Rail [m]	0.9	2.7	2.0	1.8	5.3	5.4
Avg. Stride Freq. [Hz]	2.7	2.6	2.5	2.5	2.5	2.4
Avg. Stride Length [m]	5.9	6.9	7.0	7.1	7.3	7.0



- [ ] Ranking at each section and finish
- :-:- No data available at this section
- NA No data available

Horse/Jockey Name	Tribeca Star/Daniel Moor
Finish Rank	7
Fastest Section Time (Section)	0:10.76 (400-200)
Top Speed [km/h] (Section)	69.0 (400-200)
Race State	Finished



Eagle Farm QLD --Professional-2026-04-04

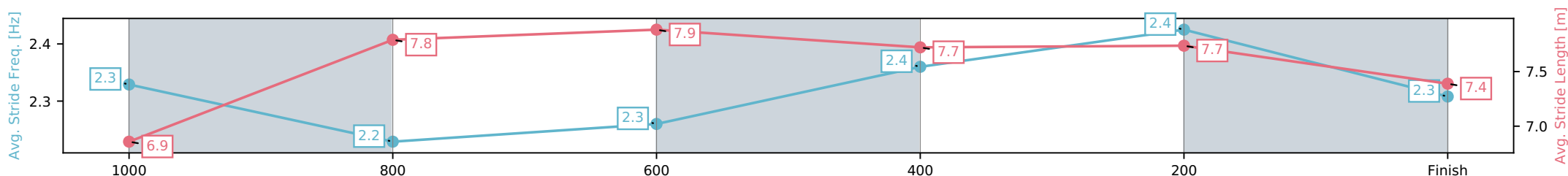
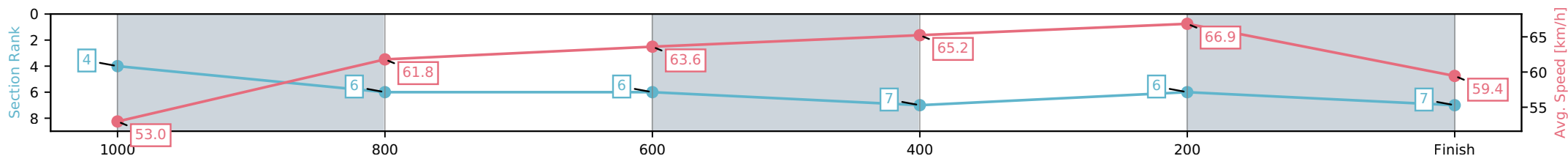
Race 4: DRINKWISE Class 6 Plate - 1200m

04 April 2026 - 1:53PM

Track Rating: Good 4, Weather: Fine, Rail Position: +6.5m Entire Circuit



Section	L1200	L1000	L800	L600	L400	L200
Section Times	1:11.08 (0:13.76)	0:57.32 [6] (0:11.86)	0:45.46 [6] (0:11.44)	0:34.02 [7] (0:11.10)	0:22.92 [6] (0:10.76)	0:12.16 [7] (0:12.16)
Average Speed [km/h]	53.0	61.8	63.6	65.2	66.9	59.4
Top Speed [km/h]	66.0	63.0	64.5	66.7	69.0	63.7
Avg. Dist. to Rail [m]	4.1	3.6	2.4	1.1	4.7	4.2
Avg. Stride Freq. [Hz]	2.3	2.2	2.3	2.4	2.4	2.3
Avg. Stride Length [m]	6.9	7.8	7.9	7.7	7.7	7.4



- [ ] Ranking at each section and finish
- :-:- No data available at this section
- NA No data available



# Eagle Farm QLD

Race 5: BECOME A BRC MEMBER BENCHMARK 70 Handicap - 1830m

04 April 2026 - 2:29PM

Track Rating: Good 4, Weather: Fine, Rail Position: +6.5m Entire Circuit



BRISBANE RACING CLUB

Field Times	1:51.65	1:35.68	1:23.77	1:11.68	0:59.47	0:47.31	0:35.40	0:23.83
(Race Tempo)	(0:15.97)	(0:11.91)	(0:12.09)	(0:12.22)	(0:12.16)	(0:11.91)	(0:11.57)	(0:11.58)

Rank	TAB#	Horse	Overall Time	First 400m	Top Speed km/h (Section)	L1830	L1600	L1400	L1200	L1000	L800	L600	L400	
	(BAR#)	Jockey	Margin (DT-W)	Last 600m	Fastest Section (Time)	Start - 1600	1600 - 1400	1400 - 1200	1200 - 1000	1000 - 800	800 - 600	600 - 400	400 - 200	
1	3	ABSOLUTE SUNSHINE	1:51.60	Data was not able to be tracked for this horse				-:--	-:--	-:--	-:--	-:--	-:--	-:--
	(10)	Jace McMurray	0											
2	2	Make A Call	1:51.65	0:26.77	64.4 (400-200)	1:51.65	1:35.06	1:23.09	1:11.10	0:58.87	0:46.82	0:34.97	0:23.47	
	(1)	Chelsea Baker	0.3L (+1831)	0:34.97	400-200 (0:11.37)	(0:16.59)	(0:11.97)	(0:12.00)	(0:12.23)	(0:12.04)	(0:11.85)	(0:11.50)	(0:11.37)	
3	9	Weona Redwood	1:51.96	0:26.59	64.0 (400-200)	1:51.96	1:35.73	1:23.66	1:11.61	0:59.34	0:47.14	0:35.35	0:23.85	
	(4)	Ben Thompson	2.2L (+1841)	0:35.35	600-400 (0:11.50)	(0:16.23)	(0:12.07)	(0:12.05)	(0:12.26)	(0:12.20)	(0:11.79)	(0:11.50)	(0:11.52)	
4	12	Amahni's Girl	1:51.99	0:26.13	64.9 (400-200)	1:51.99	1:36.02	1:24.11	1:12.02	0:59.80	0:47.60	0:35.68	0:24.17	
	(3)	Daniel Moor	2.3L (+1840)	0:35.68	600-400 (0:11.51)	(0:15.97)	(0:11.91)	(0:12.09)	(0:12.22)	(0:12.21)	(0:11.91)	(0:11.51)	(0:11.58)	
5	4	Diana's Affair	1:52.03	0:26.84	63.9 (600-400)	1:52.03	1:35.44	1:23.38	1:11.40	0:59.18	0:47.06	0:35.23	0:23.78	
	(8)	Jake Bayliss	2.6L (+1833)	0:35.23	600-400 (0:11.45)	(0:16.59)	(0:12.06)	(0:11.98)	(0:12.22)	(0:12.12)	(0:11.83)	(0:11.45)	(0:11.46)	
6	16	Reggie's Folly	1:52.08	0:26.56	63.9 (400-200)	1:52.08	1:35.71	1:23.79	1:11.74	0:59.49	0:47.31	0:35.44	0:24.04	
	(2)	Cejay Graham	2.8L (+1834)	0:35.44	600-400 (0:11.40)	(0:16.37)	(0:11.92)	(0:12.05)	(0:12.25)	(0:12.18)	(0:11.87)	(0:11.40)	(0:11.56)	
7	14	Propose	1:52.08	0:27.22	64.8 (400-200)	1:52.08	1:35.11	1:23.18	1:11.12	0:58.92	0:46.93	0:35.12	0:23.60	
	(6)	Mark Du Plessis	2.9L (+1834)	0:35.13	400-200 (0:11.31)	(0:16.97)	(0:11.93)	(0:12.06)	(0:12.20)	(0:11.99)	(0:11.81)	(0:11.52)	(0:11.31)	
8	7	Rock Ya	1:52.18	0:26.30	64.1 (600-400)	1:52.18	1:36.19	1:24.16	1:12.18	0:59.94	0:47.84	0:35.93	0:24.34	
	(7)	Michael Rodd	3.4L (+1841)	0:35.93	600-400 (0:11.59)	(0:15.99)	(0:12.03)	(0:11.98)	(0:12.24)	(0:12.10)	(0:11.91)	(0:11.59)	(0:11.66)	
9	17	Hokkaido	1:52.22	0:27.58	65.1 (600-400)	1:52.22	1:35.02	1:22.98	1:10.98	0:58.82	0:46.72	0:35.05	0:23.75	
	(11)	Jason Taylor	3.7L (+1839)	0:35.05	600-400 (0:11.30)	(0:17.20)	(0:12.03)	(0:12.01)	(0:12.16)	(0:12.10)	(0:11.66)	(0:11.30)	(0:11.32)	
10	15	Bold Blaze	1:52.37	0:27.18	64.3 (600-400)	1:52.37	1:35.68	1:23.54	1:11.56	0:59.46	0:47.34	0:35.49	0:23.87	
	(9)	Tahlia Fenlon	4.5L (+1843)	0:35.49	400-200 (0:11.58)	(0:16.70)	(0:12.14)	(0:11.97)	(0:12.10)	(0:12.12)	(0:11.85)	(0:11.62)	(0:11.58)	

Scratched: Just Flying (#1), Pulveriser (#5), Chillaxing (#8), Meltdown (#10), Saveur (#13), Linthorpe Luck (#18), Casanova Man (#19)

Report Created: Sat 04 April 2026

(Note: Races are conducted over an approximate distance as close as possible to the advertised distance, and recorded data may vary accordingly. Official times refer to race times only and do not include handicap times.)

[ ] Position in running at each section and finish TAB# Saddle cloth number

-:-- No data available at this section

NA No data available

DNT Did not track

BAR# Barrier/Gate Position

DNF Did not finish

DT-W Distance travelled compared to winner in metres

Fastest split

Fastest section



# Eagle Farm QLD

Race 5: BECOME A BRC MEMBER BENCHMARK 70 Handicap - 1830m

04 April 2026 - 2:29PM

Track Rating: Good 4, Weather: Fine, Rail Position: +6.5m Entire Circuit



BRISBANE  
RACING CLUB

Field Times (Race Tempo)                      1:51.65 (0:15.97)    1:35.68 (0:11.91)    1:23.77 (0:12.09)    1:11.68 (0:12.22)    0:59.47 (0:12.16)    0:47.31 (0:11.91)    0:35.40 (0:11.57)    0:23.83 (0:11.58)

Rank	TAB#	Horse	Overall Time	First 400m	Top Speed km/h (Section)	L1830	L1600	L1400	L1200	L1000	L800	L600	L400
	(BAR#)	Jockey	Margin (DT-W)	Last 600m	Fastest Section (Time)	Start - 1600	1600 - 1400	1400 - 1200	1200 - 1000	1000 - 800	800 - 600	600 - 400	400 - 200
11	6	Ring Bearer	1:53.28	0:26.46	62.9 (400-200)	1:53.28	1:37.07	1:25.11	1:12.98	1:00.74	0:48.71	0:36.81	0:25.10
	(5)	Corey Sutherland	9.9L (+1834)	0:36.81	600-400 (0:11.71)	(0:16.21)	(0:11.96)	(0:12.13)	(0:12.24)	(0:12.03)	(0:11.90)	(0:11.71)	(0:11.80)
12	11	La Rosetta	1:54.15	0:26.87	63.4 (400-200)	1:54.15	1:37.63	1:25.60	1:13.61	1:01.43	0:49.32	0:37.44	0:25.67
	(12)	Kyle Wilson-Taylor	15.1L (+1846)	0:37.45	400-200 (0:11.72)	(0:16.52)	(0:12.03)	(0:11.99)	(0:12.18)	(0:12.11)	(0:11.88)	(0:11.77)	(0:11.72)

Scratched: Just Flying (#1), Pulveriser (#5), Chillaxing (#8), Meltdown (#10), Saveur (#13), Linthorpe Luck (#18), Casanova Man (#19)

Report Created: Sat 04 April 2026

(Note: Races are conducted over an approximate distance as close as possible to the advertised distance, and recorded data may vary accordingly. Official times refer to race times only and do not include handicap times.)

[ ] Position in running at each section and finish    TAB#    Saddle cloth number

-:--:-- No data available at this section

NA No data available

DNT Did not track

BAR# Barrier/Gate Position

DNF Did not finish

DT-W Distance travelled compared to winner in metres

Fastest split

Fastest section



# Eagle Farm QLD

Race 5: BECOME A BRC MEMBER BENCHMARK 70 Handicap - 1830m

04 April 2026 - 2:29PM

Track Rating: Good 4, Weather: Fine, Rail Position: +6.5m Entire Circuit



BRISBANE  
RACING CLUB

Field Times 0:12.25  
(Race Tempo) (0:12.25)

Rank	TAB#	Horse	Overall Time	First 400m	Top Speed km/h (Section)	L200								
	(BAR#)	Jockey	Margin (DT-W)	Last 600m	Fastest Section (Time)	200 - Finish								
1	3	ABSOLUTE SUNSHINE	1:51.60	Data was not able to be tracked for this horse				--:--	--:--	--:--	--:--	--:--	--:--	--:--
	(10)	Jace McMurray	0											
2	2	Make A Call	1:51.65	0:26.77	64.4 (400-200)	0:12.10								
	(1)	Chelsea Baker	0.3L (+1831)	0:34.97	400-200 (0:11.37)	(0:12.10)								
3	9	Weona Redwood	1:51.96	0:26.59	64.0 (400-200)	0:12.33								
	(4)	Ben Thompson	2.2L (+1841)	0:35.35	600-400 (0:11.50)	(0:12.33)								
4	12	Amahni's Girl	1:51.99	0:26.13	64.9 (400-200)	0:12.59								
	(3)	Daniel Moor	2.3L (+1840)	0:35.68	600-400 (0:11.51)	(0:12.59)								
5	4	Diana's Affair	1:52.03	0:26.84	63.9 (600-400)	0:12.32								
	(8)	Jake Bayliss	2.6L (+1833)	0:35.23	600-400 (0:11.45)	(0:12.32)								
6	16	Reggie's Folly	1:52.08	0:26.56	63.9 (400-200)	0:12.48								
	(2)	Cejay Graham	2.8L (+1834)	0:35.44	600-400 (0:11.40)	(0:12.48)								
7	14	Propose	1:52.08	0:27.22	64.8 (400-200)	0:12.30								
	(6)	Mark Du Plessis	2.9L (+1834)	0:35.13	400-200 (0:11.31)	(0:12.30)								
8	7	Rock Ya	1:52.18	0:26.30	64.1 (600-400)	0:12.68								
	(7)	Michael Rodd	3.4L (+1841)	0:35.93	600-400 (0:11.59)	(0:12.68)								
9	17	Hokkaido	1:52.22	0:27.58	65.1 (600-400)	0:12.43								
	(11)	Jason Taylor	3.7L (+1839)	0:35.05	600-400 (0:11.30)	(0:12.43)								
10	15	Bold Blaze	1:52.37	0:27.18	64.3 (600-400)	0:12.29								
	(9)	Tahlia Fenlon	4.5L (+1843)	0:35.49	400-200 (0:11.58)	(0:12.29)								

Scratched: Just Flying (#1), Pulveriser (#5), Chillaxing (#8), Meltdown (#10), Saveur (#13), Linthorpe Luck (#18), Casanova Man (#19)

Report Created: Sat 04 April 2026

(Note: Races are conducted over an approximate distance as close as possible to the advertised distance, and recorded data may vary accordingly. Official times refer to race times only and do not include handicap times.)

[ ] Position in running at each section and finish TAB# Saddle cloth number

--:-- No data available at this section

NA No data available

DNT Did not track

BAR# Barrier/Gate Position

DNF Did not finish

DT-W Distance travelled compared to winner in metres

Fastest split

Fastest section

data processed by TRIPLES DATA



# Eagle Farm QLD

Race 5: BECOME A BRC MEMBER BENCHMARK 70 Handicap - 1830m

04 April 2026 - 2:29PM

Track Rating: Good 4, Weather: Fine, Rail Position: +6.5m Entire Circuit



BRISBANE  
RACING CLUB

Field Times 0:12.25  
(Race Tempo) (0:12.25)

Rank	TAB#	Horse	Overall Time	First 400m	Top Speed km/h (Section)	L200							
	(BAR#)	Jockey	Margin (DT-W)	Last 600m	Fastest Section (Time)	200 - Finish							
11	6	Ring Bearer	1:53.28	0:26.46	62.9 (400-200)	0:13.30							
	(5)	Corey Sutherland	9.9L (+1834)	0:36.81	600-400 (0:11.71)	(0:13.30)							
12	11	La Rosetta	1:54.15	0:26.87	63.4 (400-200)	0:13.96							
	(12)	Kyle Wilson-Taylor	15.1L (+1846)	0:37.45	400-200 (0:11.72)	(0:13.96)							

Scratched: Just Flying (#1), Pulveriser (#5), Chillaxing (#8), Meltdown (#10), Saveur (#13), Linthorpe Luck (#18), Casanova Man (#19)

Report Created: Sat 04 April 2026

(Note: Races are conducted over an approximate distance as close as possible to the advertised distance, and recorded data may vary accordingly. Official times refer to race times only and do not include handicap times.)

[ ] Position in running at each section and finish TAB# Saddle cloth number

-:--:-- No data available at this section

NA No data available

DNT Did not track

BAR# Barrier/Gate Position

DNF Did not finish

DT-W Did not track

DT-W Distance travelled compared to winner in metres

Fastest split

Fastest section

Horse/Jockey Name	Make A Call/Chelsea Baker
Finish Rank	2
Fastest Section Time (Section)	0:11.37 (400-200)
Top Speed [km/h] (Section)	64.4 (400-200)
Race State	Finished



Eagle Farm QLD --Professional-2026-04-04

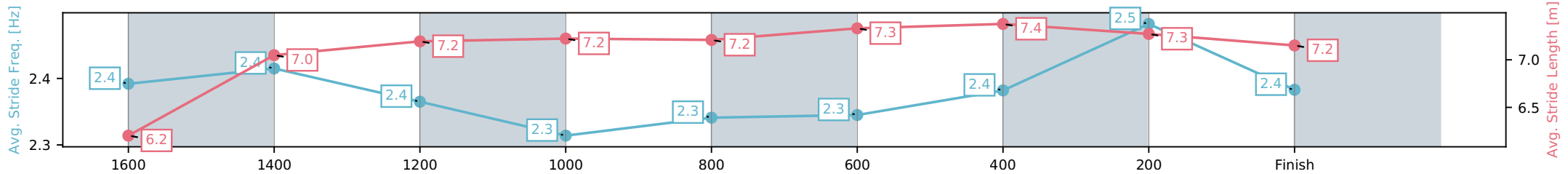
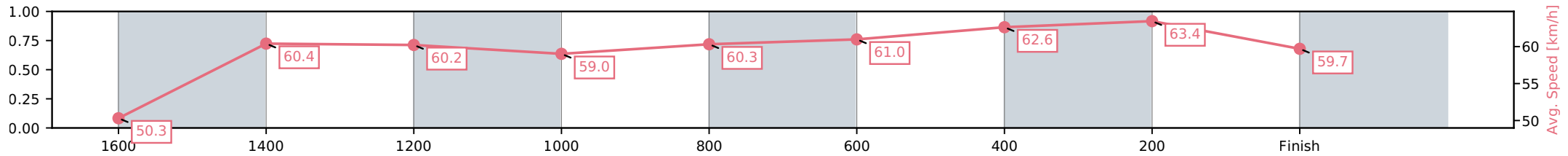
Race 5: BECOME A BRC MEMBER BENCHMARK 70  
Handicap - 1830m

04 April 2026 - 2:29PM



Track Rating: Good 4, Weather: Fine, Rail Position: +6.5m Entire Circuit

Section	L1830	L1600	L1400	L1200	L1000	L800	L600	L400	L200
Section Times	1:51.65 (0:16.59)	1:35.06 (0:11.97)	1:23.09 (0:12.00)	1:11.10 (0:12.23)	0:58.87 (0:12.04)	0:46.82 (0:11.85)	0:34.97 (0:11.50)	0:23.47 (0:11.37)	0:12.10 (0:12.10)
Average Speed [km/h]	50.3	60.4	60.2	59.0	60.3	61.0	62.6	63.4	59.7
Top Speed [km/h]	61.0	61.2	60.7	60.9	61.7	62.0	64.2	64.4	62.4
Avg. Dist. to Rail [m]	1.5	1.7	2.2	2.4	1.9	1.0	0.3	2.5	4.5
Avg. Stride Freq. [Hz]	2.4	2.4	2.4	2.3	2.3	2.3	2.4	2.5	2.4
Avg. Stride Length [m]	6.2	7.0	7.2	7.2	7.2	7.2	7.4	7.3	7.2



- [ ] Ranking at each section and finish
- :-:- No data available at this section
- NA No data available

Horse/Jockey Name	Weona Redwood/Ben Thompson
Finish Rank	3
Fastest Section Time (Section)	0:11.50 (600-400)
Top Speed [km/h] (Section)	64.0 (400-200)
Race State	Finished



Eagle Farm QLD --Professional-2026-04-04

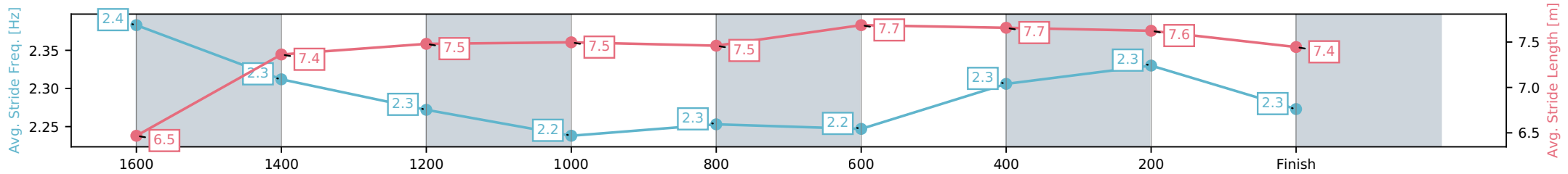
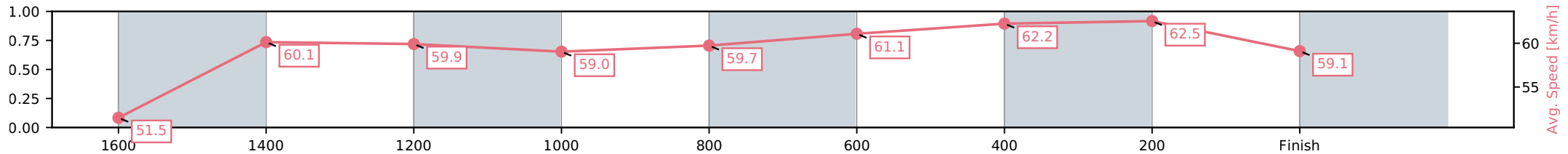
Race 5: BECOME A BRC MEMBER BENCHMARK 70  
Handicap - 1830m

04 April 2026 - 2:29PM



Track Rating: Good 4, Weather: Fine, Rail Position: +6.5m Entire Circuit

Section	L1830	L1600	L1400	L1200	L1000	L800	L600	L400	L200
Section Times	1:51.96 (0:16.23)	1:35.73 (0:12.07)	1:23.66 (0:12.05)	1:11.61 (0:12.26)	0:59.34 (0:12.20)	0:47.14 (0:11.79)	0:35.35 (0:11.50)	0:23.85 (0:11.52)	0:12.33 (0:12.33)
Average Speed [km/h]	51.5	60.1	59.9	59.0	59.7	61.1	62.2	62.5	59.1
Top Speed [km/h]	60.0	60.5	60.4	59.8	61.5	61.9	63.0	64.0	61.2
Avg. Dist. to Rail [m]	3.3	2.8	3.8	3.7	2.6	0.6	1.1	3.5	5.3
Avg. Stride Freq. [Hz]	2.4	2.3	2.3	2.2	2.3	2.2	2.3	2.3	2.3
Avg. Stride Length [m]	6.5	7.4	7.5	7.5	7.5	7.5	7.7	7.7	7.4



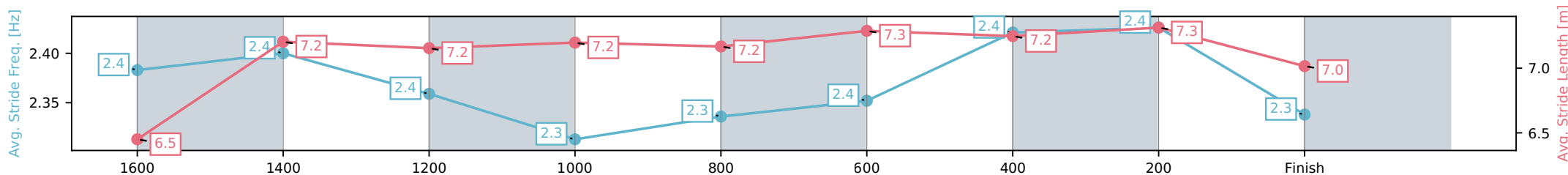
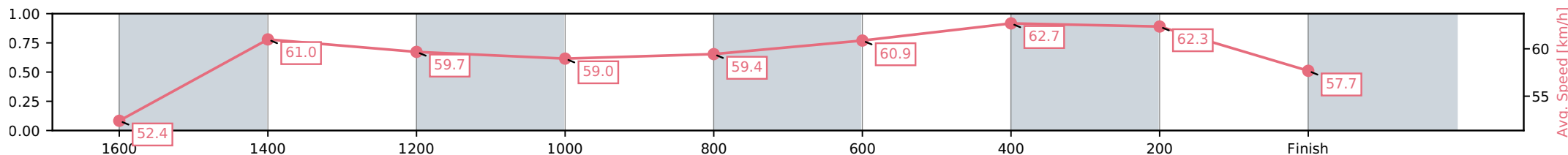
- [ ] Ranking at each section and finish
- :-:- No data available at this section
- NA No data available

Horse/Jockey Name	Amahni's Girl/Daniel Moor
Finish Rank	4
Fastest Section Time (Section)	0:11.51 (600-400)
Top Speed [km/h] (Section)	64.9 (400-200)
Race State	Finished



Track Rating: Good 4, Weather: Fine, Rail Position: +6.5m Entire Circuit

Section	L1830	L1600	L1400	L1200	L1000	L800	L600	L400	L200
Section Times	1:51.99 (0:15.97)	1:36.02 (0:11.91)	1:24.11 (0:12.09)	1:12.02 (0:12.22)	0:59.80 (0:12.21)	0:47.60 (0:11.91)	0:35.68 (0:11.51)	0:24.17 (0:11.58)	0:12.59 (0:12.59)
Average Speed [km/h]	52.4	61.0	59.7	59.0	59.4	60.9	62.7	62.3	57.7
Top Speed [km/h]	61.6	62.2	61.1	60.1	61.0	61.6	64.8	64.9	59.6
Avg. Dist. to Rail [m]	3.0	2.4	2.3	1.8	1.7	1.7	1.1	1.0	0.7
Avg. Stride Freq. [Hz]	2.4	2.4	2.4	2.3	2.3	2.4	2.4	2.4	2.3
Avg. Stride Length [m]	6.5	7.2	7.2	7.2	7.2	7.2	7.3	7.2	7.0



- [ ] Ranking at each section and finish
- :-:- No data available at this section
- NA No data available

Horse/Jockey Name	Diana's Affair/Jake Bayliss
Finish Rank	5
Fastest Section Time (Section)	0:11.45 (600-400)
Top Speed [km/h] (Section)	63.9 (600-400)
Race State	Finished



Eagle Farm QLD --Professional-2026-04-04

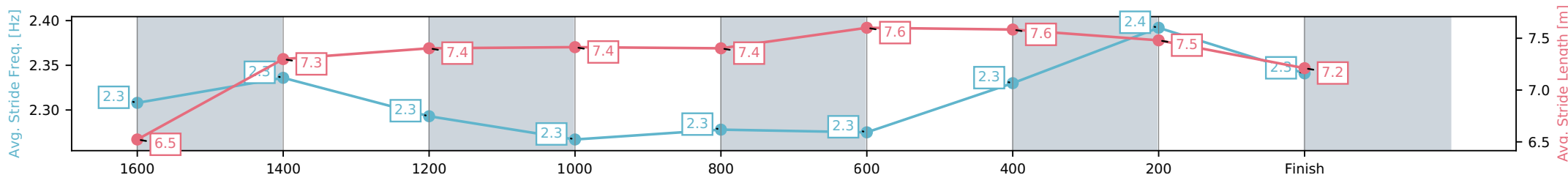
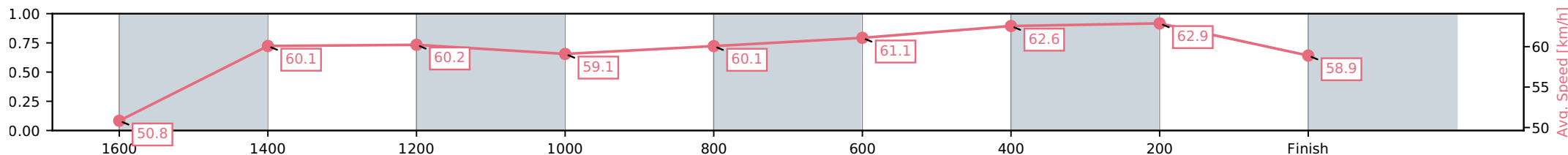
Race 5: BECOME A BRC MEMBER BENCHMARK 70  
Handicap - 1830m

04 April 2026 - 2:29PM



Track Rating: Good 4, Weather: Fine, Rail Position: +6.5m Entire Circuit

Section	L1830	L1600	L1400	L1200	L1000	L800	L600	L400	L200
Section Times	1:52.03 (0:16.59)	1:35.44 (0:12.06)	1:23.38 (0:11.98)	1:11.40 (0:12.22)	0:59.18 (0:12.12)	0:47.06 (0:11.83)	0:35.23 (0:11.45)	0:23.78 (0:11.46)	0:12.32 (0:12.32)
Average Speed [km/h]	50.8	60.1	60.2	59.1	60.1	61.1	62.6	62.9	58.9
Top Speed [km/h]	61.3	61.6	61.0	60.9	61.4	61.5	63.9	63.7	62.2
Avg. Dist. to Rail [m]	3.6	1.7	3.2	3.3	2.3	0.7	1.1	3.7	5.5
Avg. Stride Freq. [Hz]	2.3	2.3	2.3	2.3	2.3	2.3	2.3	2.4	2.3
Avg. Stride Length [m]	6.5	7.3	7.4	7.4	7.4	7.4	7.6	7.6	7.2



- [ ] Ranking at each section and finish
- :-:- No data available at this section
- NA No data available

Horse/Jockey Name	Reggie's Folly/Cejay Graham
Finish Rank	6
Fastest Section Time (Section)	0:11.40 (600-400)
Top Speed [km/h] (Section)	63.9 (400-200)
Race State	Finished



Eagle Farm QLD --Professional-2026-04-04

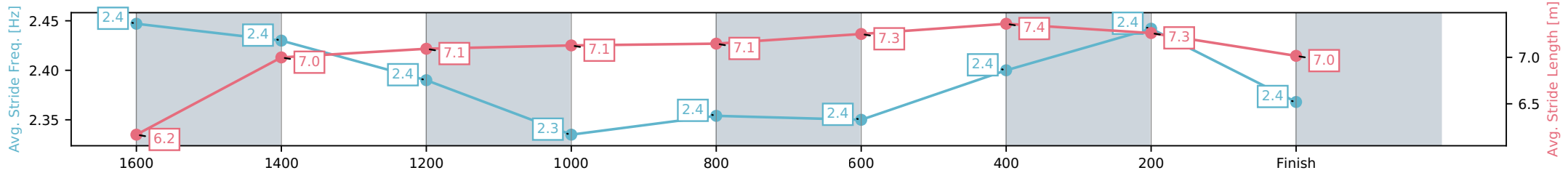
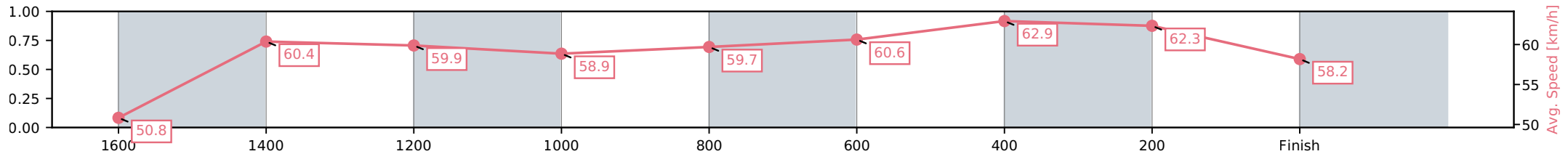
Race 5: BECOME A BRC MEMBER BENCHMARK 70  
Handicap - 1830m

04 April 2026 - 2:29PM



Track Rating: Good 4, Weather: Fine, Rail Position: +6.5m Entire Circuit

Section	L1830	L1600	L1400	L1200	L1000	L800	L600	L400	L200
Section Times	1:52.08 (0:16.37)	1:35.71 (0:11.92)	1:23.79 (0:12.05)	1:11.74 (0:12.25)	0:59.49 (0:12.18)	0:47.31 (0:11.87)	0:35.44 (0:11.40)	0:24.04 (0:11.56)	0:12.48 (0:12.48)
Average Speed [km/h]	50.8	60.4	59.9	58.9	59.7	60.6	62.9	62.3	58.2
Top Speed [km/h]	60.5	61.1	60.7	59.9	61.4	61.4	63.9	63.9	60.2
Avg. Dist. to Rail [m]	1.4	0.1	0.6	1.9	2.0	0.4	0.8	1.1	3.4
Avg. Stride Freq. [Hz]	2.4	2.4	2.4	2.3	2.4	2.4	2.4	2.4	2.4
Avg. Stride Length [m]	6.2	7.0	7.1	7.1	7.1	7.1	7.3	7.4	7.0



[ ] Ranking at each section and finish  
 -:-:- No data available at this section  
 NA No data available

Horse/Jockey Name	Propose/Mark Du Plessis
Finish Rank	7
Fastest Section Time (Section)	0:11.31 (400-200)
Top Speed [km/h] (Section)	64.8 (400-200)
Race State	Finished



Eagle Farm QLD --Professional-2026-04-04

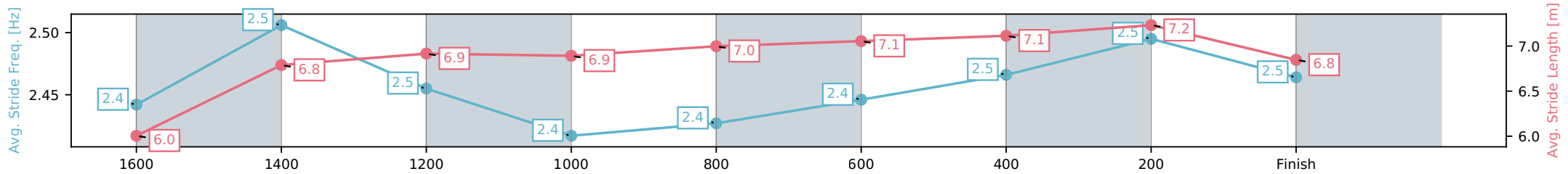
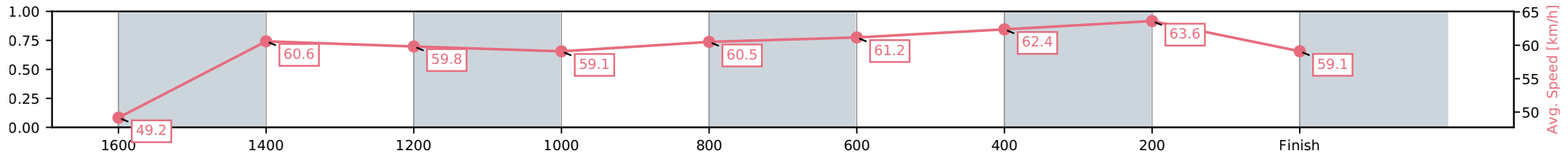
Race 5: BECOME A BRC MEMBER BENCHMARK 70  
Handicap - 1830m

04 April 2026 - 2:29PM



Track Rating: Good 4, Weather: Fine, Rail Position: +6.5m Entire Circuit

Section	L1830	L1600	L1400	L1200	L1000	L800	L600	L400	L200
Section Times	1:52.08 (0:16.97)	1:35.11 (0:11.93)	1:23.18 (0:12.06)	1:11.12 (0:12.20)	0:58.92 (0:11.99)	0:46.93 (0:11.81)	0:35.12 (0:11.52)	0:23.60 (0:11.31)	0:12.30 (0:12.30)
Average Speed [km/h]	49.2	60.6	59.8	59.1	60.5	61.2	62.4	63.6	59.1
Top Speed [km/h]	59.8	62.0	61.5	61.4	62.1	62.6	63.6	64.8	61.5
Avg. Dist. to Rail [m]	2.8	1.3	2.4	2.8	1.4	0.6	0.5	1.1	1.6
Avg. Stride Freq. [Hz]	2.4	2.5	2.5	2.4	2.4	2.4	2.5	2.5	2.5
Avg. Stride Length [m]	6.0	6.8	6.9	6.9	7.0	7.1	7.1	7.2	6.8



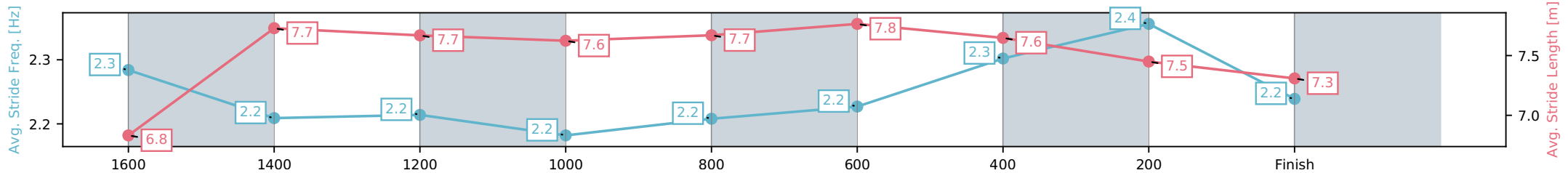
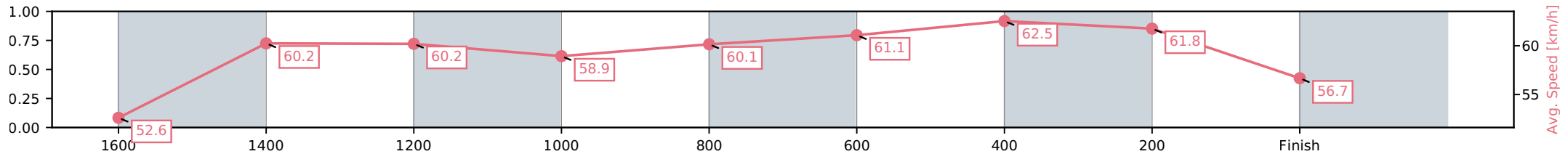
[ ] Ranking at each section and finish  
 -:-:- No data available at this section  
 NA No data available

Horse/Jockey Name	Rock Ya/Michael Rodd
Finish Rank	8
Fastest Section Time (Section)	0:11.59 (600-400)
Top Speed [km/h] (Section)	64.1 (600-400)
Race State	Finished



Track Rating: Good 4, Weather: Fine, Rail Position: +6.5m Entire Circuit

Section	L1830	L1600	L1400	L1200	L1000	L800	L600	L400	L200
Section Times	1:52.18 (0:15.99)	1:36.19 (0:12.03)	1:24.16 (0:11.98)	1:12.18 (0:12.24)	0:59.94 (0:12.10)	0:47.84 (0:11.91)	0:35.93 (0:11.59)	0:24.34 (0:11.66)	0:12.68 (0:12.68)
Average Speed [km/h]	52.6	60.2	60.2	58.9	60.1	61.1	62.5	61.8	56.7
Top Speed [km/h]	60.7	60.5	60.7	59.2	61.3	61.8	64.1	63.3	59.9
Avg. Dist. to Rail [m]	4.6	1.7	1.9	2.2	2.2	2.5	1.1	0.4	0.4
Avg. Stride Freq. [Hz]	2.3	2.2	2.2	2.2	2.2	2.2	2.3	2.4	2.2
Avg. Stride Length [m]	6.8	7.7	7.7	7.6	7.7	7.8	7.6	7.5	7.3



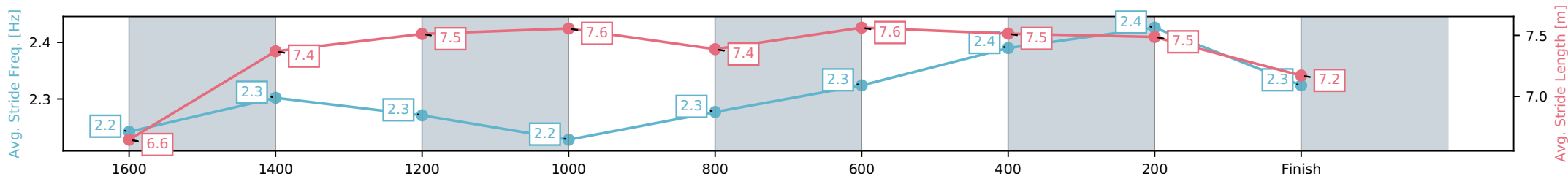
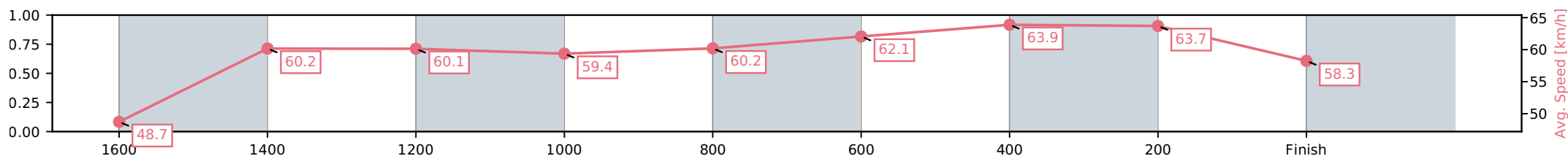
- [ ] Ranking at each section and finish
- :-:- No data available at this section
- NA No data available

Horse/Jockey Name	Hokkaido/Jason Taylor
Finish Rank	9
Fastest Section Time (Section)	0:11.30 (600-400)
Top Speed [km/h] (Section)	65.1 (600-400)
Race State	Finished



Track Rating: Good 4, Weather: Fine, Rail Position: +6.5m Entire Circuit

Section	L1830	L1600	L1400	L1200	L1000	L800	L600	L400	L200
Section Times	1:52.22 (0:17.20)	1:35.02 (0:12.03)	1:22.98 (0:12.01)	1:10.98 (0:12.16)	0:58.82 (0:12.10)	0:46.72 (0:11.66)	0:35.05 (0:11.30)	0:23.75 (0:11.32)	0:12.43 (0:12.43)
Average Speed [km/h]	48.7	60.2	60.1	59.4	60.2	62.1	63.9	63.7	58.3
Top Speed [km/h]	60.2	61.8	62.4	60.9	62.4	63.1	65.1	64.9	61.5
Avg. Dist. to Rail [m]	4.5	2.1	2.8	2.7	2.1	1.4	0.9	7.5	7.9
Avg. Stride Freq. [Hz]	2.2	2.3	2.3	2.2	2.3	2.3	2.4	2.4	2.3
Avg. Stride Length [m]	6.6	7.4	7.5	7.6	7.4	7.6	7.5	7.5	7.2



- [ ] Ranking at each section and finish
- :-:- No data available at this section
- NA No data available

Horse/Jockey Name	Bold Blaze/Tahlia Fenlon
Finish Rank	10
Fastest Section Time (Section)	0:11.58 (400-200)
Top Speed [km/h] (Section)	64.3 (600-400)
Race State	Finished



Eagle Farm QLD --Professional-2026-04-04

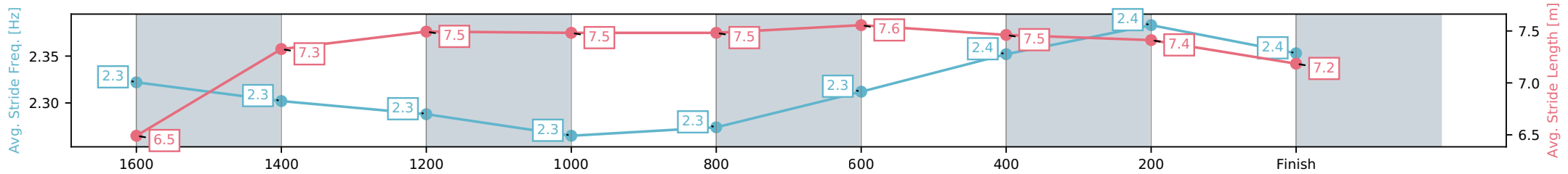
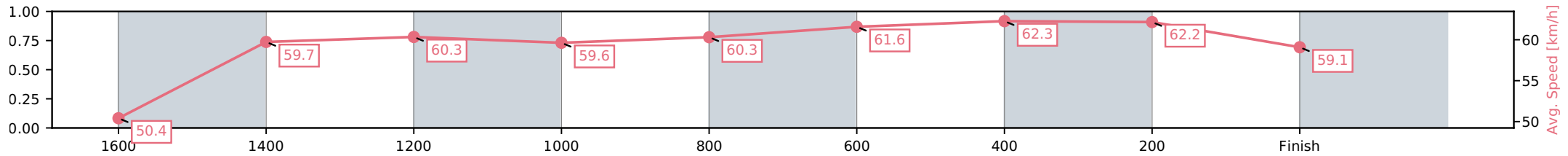
Race 5: BECOME A BRC MEMBER BENCHMARK 70  
Handicap - 1830m

04 April 2026 - 2:29PM



Track Rating: Good 4, Weather: Fine, Rail Position: +6.5m Entire Circuit

Section	L1830	L1600	L1400	L1200	L1000	L800	L600	L400	L200
Section Times	1:52.37 (0:16.70)	1:35.68 (0:12.14)	1:23.54 (0:11.97)	1:11.56 (0:12.10)	0:59.46 (0:12.12)	0:47.34 (0:11.85)	0:35.49 (0:11.62)	0:23.87 (0:11.58)	0:12.29 (0:12.29)
Average Speed [km/h]	50.4	59.7	60.3	59.6	60.3	61.6	62.3	62.2	59.1
Top Speed [km/h]	59.4	61.3	61.9	61.3	62.3	62.5	64.3	63.5	61.3
Avg. Dist. to Rail [m]	5.4	2.0	2.9	3.7	3.3	2.7	1.3	5.5	8.4
Avg. Stride Freq. [Hz]	2.3	2.3	2.3	2.3	2.3	2.3	2.4	2.4	2.4
Avg. Stride Length [m]	6.5	7.3	7.5	7.5	7.5	7.5	7.6	7.5	7.2



[ ] Ranking at each section and finish  
 -:-:- No data available at this section  
 NA No data available

Horse/Jockey Name	Ring Bearer/Corey Sutherland
Finish Rank	11
Fastest Section Time (Section)	0:11.71 (600-400)
Top Speed [km/h] (Section)	62.9 (400-200)
Race State	Finished

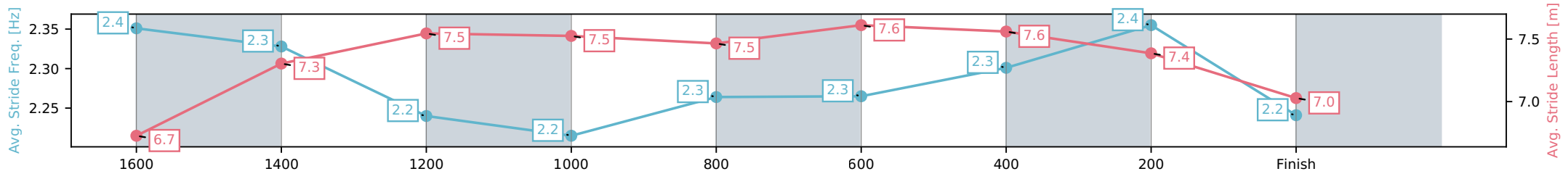
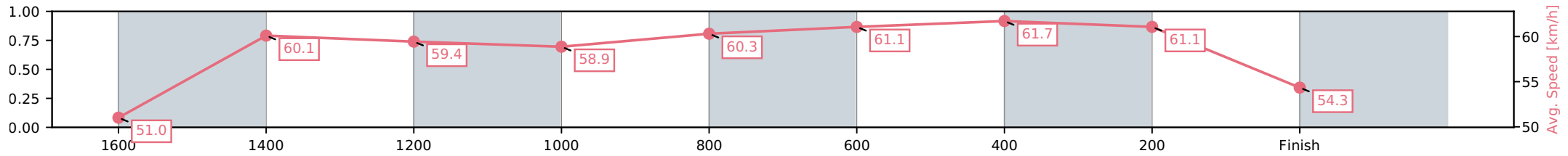


Eagle Farm QLD --Professional-2026-04-04  
 Race 5: BECOME A BRC MEMBER BENCHMARK 70  
 Handicap - 1830m  
 04 April 2026 - 2:29PM



Track Rating: Good 4, Weather: Fine, Rail Position: +6.5m Entire Circuit

Section	L1830	L1600	L1400	L1200	L1000	L800	L600	L400	L200
Section Times	1:53.28 (0:16.21)	1:37.07 (0:11.96)	1:25.11 (0:12.13)	1:12.98 (0:12.24)	1:00.74 (0:12.03)	0:48.71 (0:11.90)	0:36.81 (0:11.71)	0:25.10 (0:11.80)	0:13.30 (0:13.30)
Average Speed [km/h]	51.0	60.1	59.4	58.9	60.3	61.1	61.7	61.1	54.3
Top Speed [km/h]	61.7	61.2	61.5	60.3	61.4	62.1	62.3	62.9	59.0
Avg. Dist. to Rail [m]	2.8	0.4	0.6	1.5	1.5	1.7	1.2	3.9	5.3
Avg. Stride Freq. [Hz]	2.4	2.3	2.2	2.2	2.3	2.3	2.3	2.4	2.2
Avg. Stride Length [m]	6.7	7.3	7.5	7.5	7.5	7.5	7.6	7.6	7.0



[ ] Ranking at each section and finish  
 -:-:- No data available at this section  
 NA No data available

Horse/Jockey Name	La Rosetta/Kyle Wilson-Taylor
Finish Rank	12
Fastest Section Time (Section)	0:11.72 (400-200)
Top Speed [km/h] (Section)	63.4 (400-200)
Race State	Finished



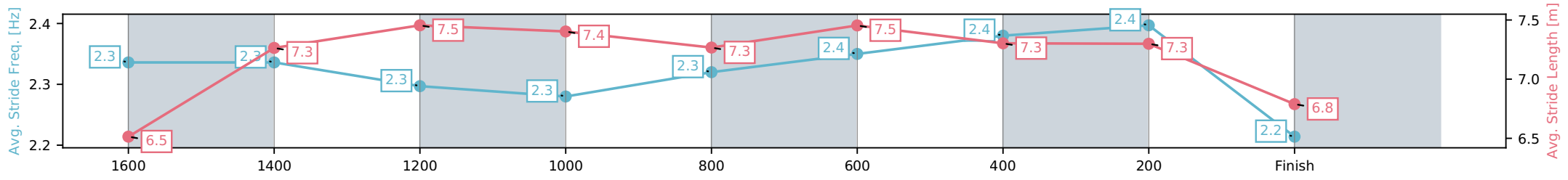
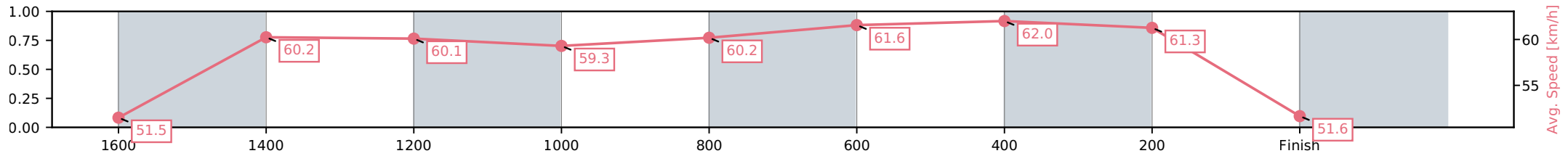
Eagle Farm QLD --Professional-2026-04-04  
 Race 5: BECOME A BRC MEMBER BENCHMARK 70  
 Handicap - 1830m



04 April 2026 - 2:29PM

Track Rating: Good 4, Weather: Fine, Rail Position: +6.5m Entire Circuit

Section	L1830	L1600	L1400	L1200	L1000	L800	L600	L400	L200
Section Times	1:54.15 (0:16.52)	1:37.63 (0:12.03)	1:25.60 (0:11.99)	1:13.61 (0:12.18)	1:01.43 (0:12.11)	0:49.32 (0:11.88)	0:37.44 (0:11.77)	0:25.67 (0:11.72)	0:13.96 (0:13.96)
Average Speed [km/h]	51.5	60.2	60.1	59.3	60.2	61.6	62.0	61.3	51.6
Top Speed [km/h]	62.0	60.8	60.6	61.0	62.2	62.2	62.9	63.4	58.2
Avg. Dist. to Rail [m]	8.0	1.6	2.1	2.5	2.8	3.3	2.8	7.7	9.2
Avg. Stride Freq. [Hz]	2.3	2.3	2.3	2.3	2.3	2.4	2.4	2.4	2.2
Avg. Stride Length [m]	6.5	7.3	7.5	7.4	7.3	7.5	7.3	7.3	6.8



[ ] Ranking at each section and finish  
 -:-:- No data available at this section  
 NA No data available



Horse/Jockey Name	Givemethebeatboys/Keagan Latham
Finish Rank	1
Fastest Section Time (Section)	0:10.66 (800-600)
Top Speed [km/h] (Section)	68.8 (600-400)
Race State	Finished



Eagle Farm QLD --Professional-2026-04-04

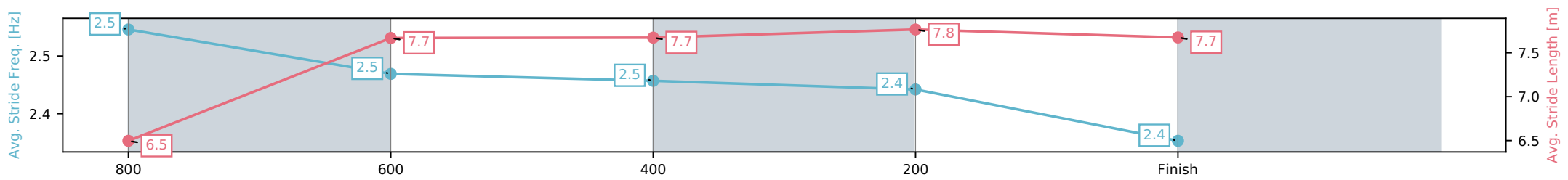
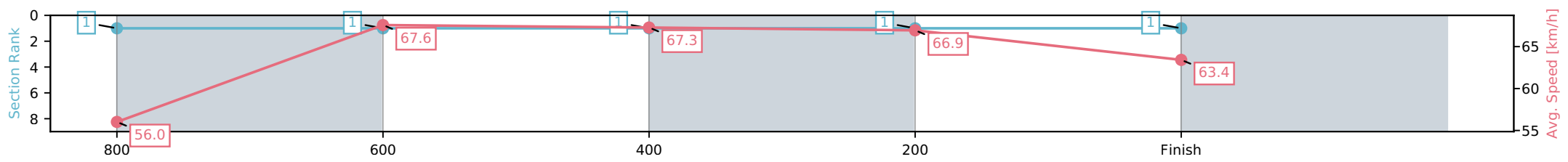
Race 6: XXXX OPEN Handicap - 1000m

04 April 2026 - 3:08PM

Track Rating: Good 4, Weather: Fine, Rail Position: +6.5m Entire Circuit



Section	L1000	L800	L600	L400	L200
Section Times	0:56.71 (0:13.11)	0:43.60 [1] (0:10.66)	0:32.94 [1] (0:10.79)	0:22.15 [1] (0:10.77)	0:11.38 [1] (0:11.38)
Average Speed [km/h]	56.0	67.6	67.3	66.9	63.4
Top Speed [km/h]	68.0	68.6	68.8	68.5	66.9
Avg. Dist. to Rail [m]	3.8	0.5	1.8	4.9	3.3
Avg. Stride Freq. [Hz]	2.5	2.5	2.5	2.4	2.4
Avg. Stride Length [m]	6.5	7.7	7.7	7.8	7.7

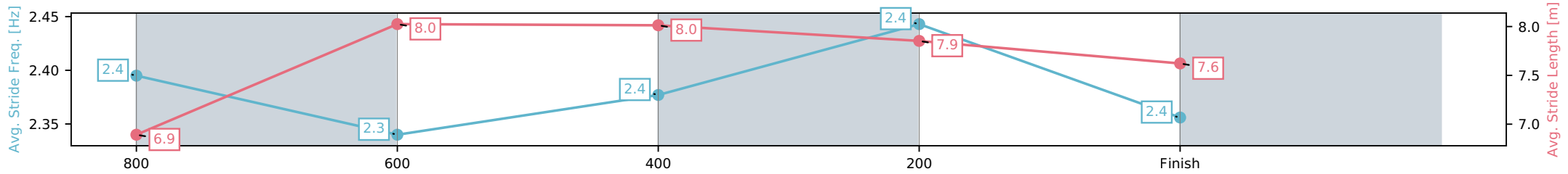
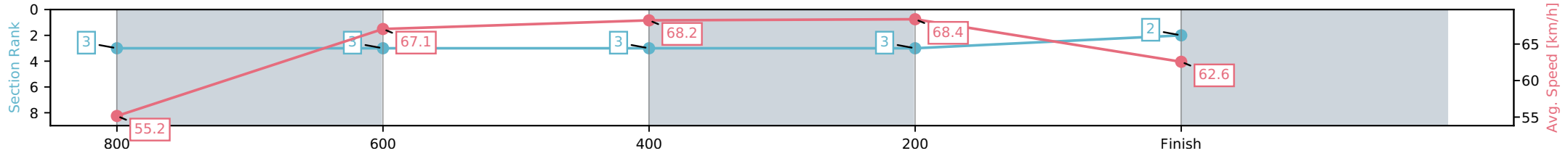


[ ] Ranking at each section and finish  
 -:-:- No data available at this section  
 NA No data available

Horse/Jockey Name	Emperor/Daniel Moor
Finish Rank	2
Fastest Section Time (Section)	0:10.53 (400-200)
Top Speed [km/h] (Section)	69.3 (400-200)
Race State	Finished



Section	L1000	L800	L600	L400	L200
Section Times	0:56.73 (0:13.27)	0:43.46 [3] (0:10.85)	0:32.61 [3] (0:10.70)	0:21.91 [3] (0:10.53)	0:11.38 [2] (0:11.38)
Average Speed [km/h]	55.2	67.1	68.2	68.4	62.6
Top Speed [km/h]	67.2	67.9	68.5	69.3	66.9
Avg. Dist. to Rail [m]	1.5	2.5	2.6	2.4	2.8
Avg. Stride Freq. [Hz]	2.4	2.3	2.4	2.4	2.4
Avg. Stride Length [m]	6.9	8.0	8.0	7.9	7.6



[ ] Ranking at each section and finish  
 -:-:- No data available at this section  
 NA No data available

Horse/Jockey Name	Scampi/Jace McMurray
Finish Rank	3
Fastest Section Time (Section)	0:10.65 (400-200)
Top Speed [km/h] (Section)	68.8 (600-400)
Race State	Finished



Eagle Farm QLD --Professional-2026-04-04

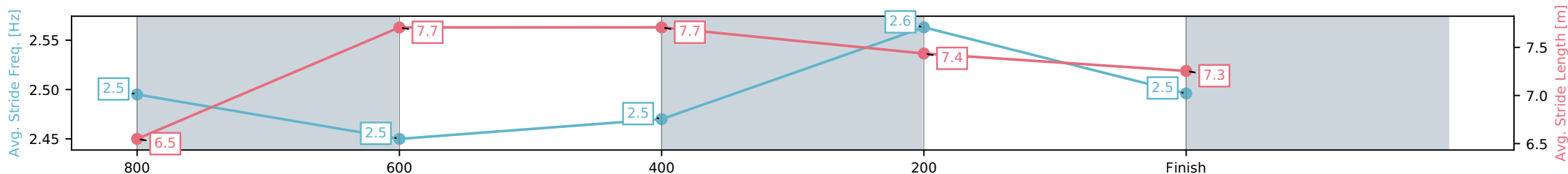
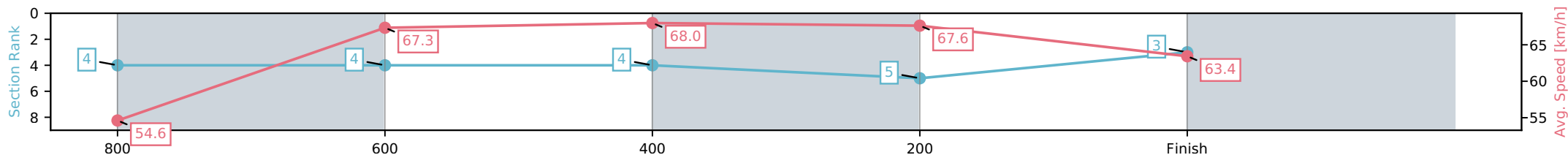
Race 6: XXXX OPEN Handicap - 1000m

04 April 2026 - 3:08PM

Track Rating: Good 4, Weather: Fine, Rail Position: +6.5m Entire Circuit



Section	L1000	L800	L600	L400	L200
Section Times	0:56.81 (0:13.44)	0:43.37 [4] (0:10.81)	0:32.56 [4] (0:10.67)	0:21.89 [5] (0:10.65)	0:11.24 [3] (0:11.24)
Average Speed [km/h]	54.6	67.3	68.0	67.6	63.4
Top Speed [km/h]	66.7	68.2	68.8	68.7	66.3
Avg. Dist. to Rail [m]	2.8	2.4	1.6	5.2	7.6
Avg. Stride Freq. [Hz]	2.5	2.5	2.5	2.6	2.5
Avg. Stride Length [m]	6.5	7.7	7.7	7.4	7.3



- [ ] Ranking at each section and finish
- :-:- No data available at this section
- NA No data available

Horse/Jockey Name	Fleetwood/Ben Thompson
Finish Rank	4
Fastest Section Time (Section)	0:10.42 (400-200)
Top Speed [km/h] (Section)	69.6 (400-200)
Race State	Finished



Eagle Farm QLD --Professional-2026-04-04

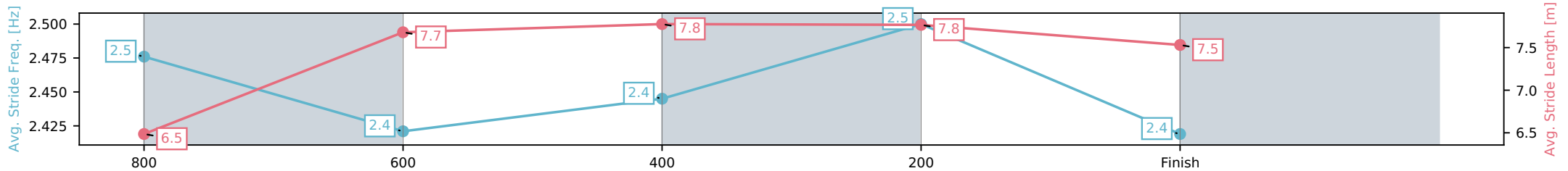
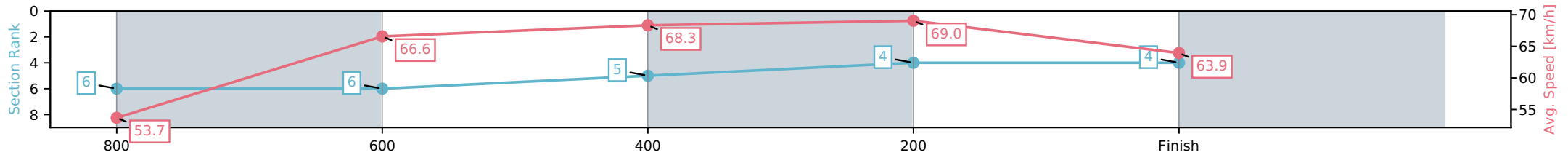
Race 6: XXXX OPEN Handicap - 1000m

04 April 2026 - 3:08PM

Track Rating: Good 4, Weather: Fine, Rail Position: +6.5m Entire Circuit



Section	L1000	L800	L600	L400	L200
Section Times	0:56.85 (0:13.71)	0:43.14 [6] (0:10.82)	0:32.32 [5] (0:10.48)	0:21.84 [4] (0:10.42)	0:11.41 [4] (0:11.41)
Average Speed [km/h]	53.7	66.6	68.3	69.0	63.9
Top Speed [km/h]	66.0	67.7	68.6	69.6	67.6
Avg. Dist. to Rail [m]	4.5	0.8	1.1	1.3	3.8
Avg. Stride Freq. [Hz]	2.5	2.4	2.4	2.5	2.4
Avg. Stride Length [m]	6.5	7.7	7.8	7.8	7.5



- [ ] Ranking at each section and finish
- :-:- No data available at this section
- NA No data available

Horse/Jockey Name	En Pointe/Cejay Graham
Finish Rank	5
Fastest Section Time (Section)	0:10.59 (600-400)
Top Speed [km/h] (Section)	68.6 (600-400)
Race State	Finished



Eagle Farm QLD --Professional-2026-04-04

Race 6: XXXX OPEN Handicap - 1000m

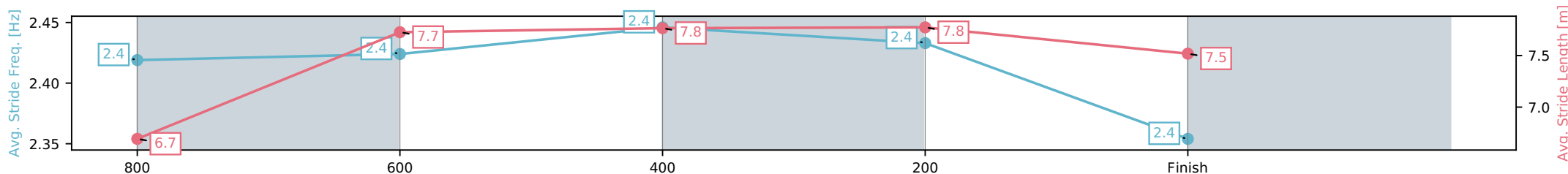
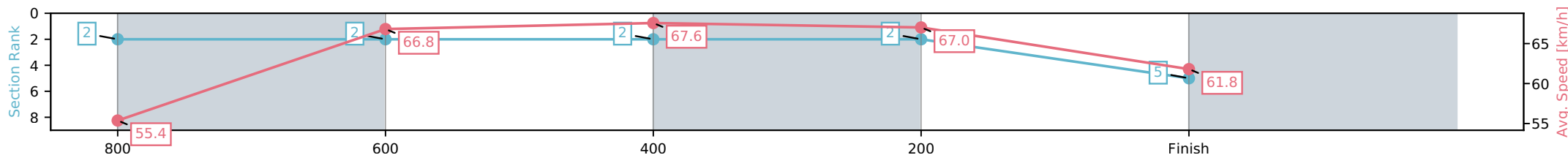
04 April 2026 - 3:08PM

Track Rating: Good 4, Weather: Fine, Rail Position: +6.5m Entire Circuit



BRISBANE RACING CLUB

Section	L1000	L800	L600	L400	L200
Section Times	0:57.00 (0:13.18)	0:43.82 [2] (0:10.83)	0:32.98 [2] (0:10.59)	0:22.39 [2] (0:10.73)	0:11.66 [5] (0:11.66)
Average Speed [km/h]	55.4	66.8	67.6	67.0	61.8
Top Speed [km/h]	66.8	67.3	68.6	67.9	65.6
Avg. Dist. to Rail [m]	2.7	1.5	1.6	0.2	0.3
Avg. Stride Freq. [Hz]	2.4	2.4	2.4	2.4	2.4
Avg. Stride Length [m]	6.7	7.7	7.8	7.8	7.5



- [ ] Ranking at each section and finish
- :-:- No data available at this section
- NA No data available

Horse/Jockey Name	Speed Legend/Ryan Wiggins
Finish Rank	6
Fastest Section Time (Section)	0:10.54 (600-400)
Top Speed [km/h] (Section)	68.9 (600-400)
Race State	Finished



Eagle Farm QLD --Professional-2026-04-04

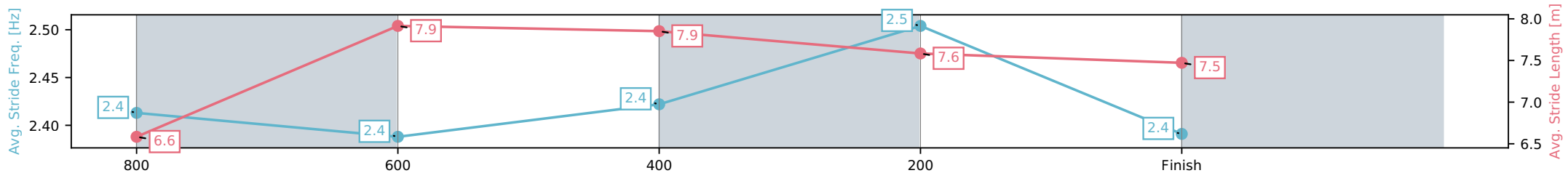
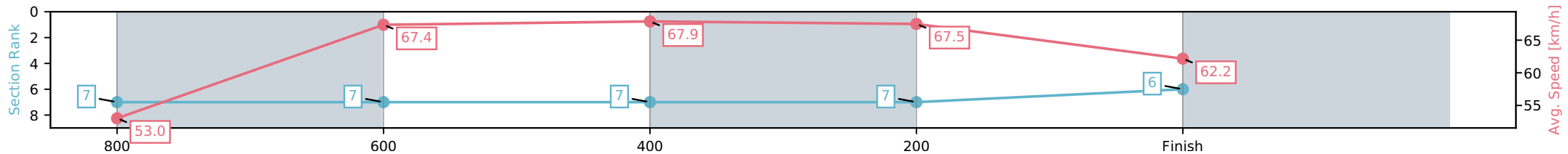
Race 6: XXXX OPEN Handicap - 1000m

04 April 2026 - 3:08PM

Track Rating: Good 4, Weather: Fine, Rail Position: +6.5m Entire Circuit



Section	L1000	L800	L600	L400	L200
Section Times	0:57.18 (0:13.84)	0:43.34 [7] (0:10.72)	0:32.62 [7] (0:10.54)	0:22.08 [7] (0:10.67)	0:11.41 [6] (0:11.41)
Average Speed [km/h]	53.0	67.4	67.9	67.5	62.2
Top Speed [km/h]	67.3	68.3	68.9	68.3	65.7
Avg. Dist. to Rail [m]	2.1	1.0	1.1	3.7	7.0
Avg. Stride Freq. [Hz]	2.4	2.4	2.4	2.5	2.4
Avg. Stride Length [m]	6.6	7.9	7.9	7.6	7.5

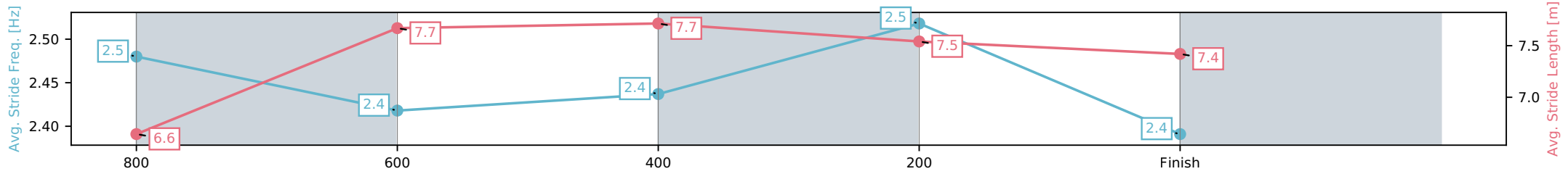
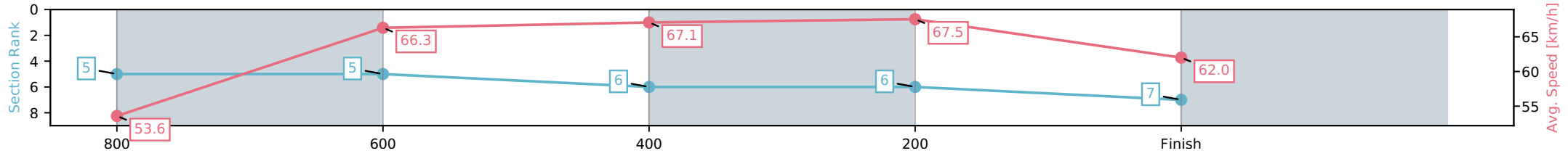


- [ ] Ranking at each section and finish
- :-:- No data available at this section
- NA No data available

Horse/Jockey Name	Sha Of Gomer/Corey Sutherland
Finish Rank	7
Fastest Section Time (Section)	0:10.58 (600-400)
Top Speed [km/h] (Section)	68.8 (400-200)
Race State	Finished



Section	L1000	L800	L600	L400	L200
Section Times	0:57.25 (0:13.63)	0:43.62 [5] (0:10.82)	0:32.79 [6] (0:10.58)	0:22.21 [6] (0:10.66)	0:11.55 [7] (0:11.55)
Average Speed [km/h]	53.6	66.3	67.1	67.5	62.0
Top Speed [km/h]	66.4	67.9	67.9	68.8	65.4
Avg. Dist. to Rail [m]	1.1	0.8	2.9	1.4	0.6
Avg. Stride Freq. [Hz]	2.5	2.4	2.4	2.5	2.4
Avg. Stride Length [m]	6.6	7.7	7.7	7.5	7.4



[ ] Ranking at each section and finish  
 -:-:- No data available at this section  
 NA No data available



# Eagle Farm QLD

## Race 7: MORETON HIRE Class 6 Handicap - 1600m

04 April 2026 - 3:47PM



BRISBANE  
RACING CLUB

Track Rating: Good 4, Weather: Fine, Rail Position: +6.5m Entire Circuit

Field Times (Race Tempo)      1:35.05 (0:13.49)    1:21.56 (0:10.98)    1:10.57 (0:11.34)    0:59.23 (0:11.74)    0:47.49 (0:11.64)    0:35.85 (0:11.56)    0:24.30 (0:11.96)    0:12.34 (0:12.34)

Rank	TAB#	Horse	Overall Time	First 400m	Top Speed km/h (Section)	L1600	L1400	L1200	L1000	L800	L600	L400	L200
	(BAR#)	Jockey	Margin (DT-W)	Last 600m	Fastest Section (Time)	Start - 1400	1400 - 1200	1200 - 1000	1000 - 800	800 - 600	600 - 400	400 - 200	200 - Finish
1	6	Lupine	1:35.05	0:25.13	65.8 (1400-1200)	1:35.05	1:21.05 [6]	1:09.91 [7]	0:58.56 [7]	0:46.81 [6]	0:35.13 [6]	0:23.64 [6]	0:12.26 [2]
	(1)	Jace McMurray		0:35.13	1400-1200 (0:11.13)	(0:14.00)	(0:11.13)	(0:11.35)	(0:11.75)	(0:11.68)	(0:11.49)	(0:11.38)	(0:12.26)
2	7	Eclair Awesome	1:35.16	0:25.65	64.8 (400-200)	1:35.16	1:20.81 [10]	1:09.51 [10]	0:58.06 [10]	0:46.40 [10]	0:34.90 [9]	0:23.62 [8]	0:12.09 [8]
	(6)	Ben Thompson	0.7L (+17)	0:34.90	600-400 (0:11.28)	(0:14.35)	(0:11.30)	(0:11.46)	(0:11.66)	(0:11.49)	(0:11.28)	(0:11.53)	(0:12.09)
3	8	I'm Heroic	1:35.20	0:25.10	66.0 (600-400)	1:35.20	1:21.40 [5]	1:10.10 [6]	0:58.74 [6]	0:46.90 [7]	0:35.23 [7]	0:23.70 [7]	0:12.35 [4]
	(8)	Kyle Wilson-Taylor	0.9L (+3)	0:35.23	1400-1200 (0:11.30)	(0:13.80)	(0:11.30)	(0:11.36)	(0:11.85)	(0:11.66)	(0:11.53)	(0:11.35)	(0:12.35)
4	2	Cho Oyu	1:35.51	0:25.30	67.9 (1200-1000)	1:35.51	1:21.43 [8]	1:10.21 [8]	0:58.93 [8]	0:47.07 [8]	0:35.43 [8]	0:23.96 [9]	0:12.52 [7]
	(5)	Martin Harley	2.7L (+4)	0:35.43	1400-1200 (0:11.22)	(0:14.08)	(0:11.22)	(0:11.28)	(0:11.86)	(0:11.64)	(0:11.46)	(0:11.45)	(0:12.52)
5	9	Aratiri	1:35.54	0:24.61	66.5 (1400-1200)	1:35.54	1:22.02 [2]	1:10.94 [3]	0:59.62 [3]	0:47.67 [4]	0:35.88 [5]	0:24.29 [4]	0:12.69 [3]
	(4)	Cejay Graham	2.9L (+5)	0:35.88	1400-1200 (0:11.09)	(0:13.52)	(0:11.09)	(0:11.32)	(0:11.96)	(0:11.79)	(0:11.59)	(0:11.60)	(0:12.69)
6	5	Just Flying	1:35.57	0:24.82	67.0 (1200-1000)	1:35.57	1:21.84 [4]	1:10.75 [4]	0:59.53 [4]	0:47.71 [3]	0:36.02 [3]	0:24.42 [3]	0:12.60 [6]
	(3)	Daniel Moor	3.1L (+2)	0:36.01	1400-1200 (0:11.09)	(0:13.73)	(0:11.09)	(0:11.22)	(0:11.82)	(0:11.69)	(0:11.59)	(0:11.82)	(0:12.60)
7	3	Free Carry	1:35.68	0:24.56	67.2 (1600 - 1400)	1:35.68	1:22.15 [3]	1:11.13 [2]	0:59.86 [1]	0:48.12 [1]	0:36.48 [1]	0:24.93 [1]	0:12.97 [1]
	(2)	Chelsea Baker	3.7L (+2)	0:36.49	1400-1200 (0:11.03)	(0:13.53)	(0:11.03)	(0:11.27)	(0:11.74)	(0:11.64)	(0:11.56)	(0:11.96)	(0:12.97)
8	4	Facundo	1:36.11	0:24.48	67.1 (1400-1200)	1:36.11	1:22.62 [1]	1:11.63 [1]	1:00.28 [2]	0:48.54 [2]	0:36.79 [2]	0:25.11 [2]	0:13.16 [5]
	(10)	Ryan Maloney	6.2L (+2)	0:36.80	1400-1200 (0:10.98)	(0:13.50)	(0:10.98)	(0:11.35)	(0:11.74)	(0:11.74)	(0:11.68)	(0:11.96)	(0:13.16)
9	10	Denetta	1:37.06	0:25.53	66.1 (1400-1200)	1:37.06	1:22.72 [9]	1:11.53 [9]	1:00.08 [9]	0:48.30 [9]	0:36.68 [10]	0:25.16 [10]	0:13.29 [9]
	(7)	Olivia Webb	11.8L (+2)	0:36.67	1400-1200 (0:11.19)	(0:14.34)	(0:11.19)	(0:11.46)	(0:11.77)	(0:11.62)	(0:11.52)	(0:11.86)	(0:13.29)
10	1	Rhapsody Chic	1:38.54	0:24.83	67.5 (1400-1200)	1:38.54	1:24.54 [7]	1:13.71 [5]	1:02.31 [5]	0:50.56 [5]	0:38.97 [4]	0:27.19 [5]	0:14.72 [10]
	(9)	Keagan Latham	20.5L (+4)	0:38.97	1400-1200 (0:10.83)	(0:14.00)	(0:10.83)	(0:11.39)	(0:11.76)	(0:11.58)	(0:11.78)	(0:12.47)	(0:14.72)

Report Created: Sat 04 April 2026

(Note: Races are conducted over an approximate distance as close as possible to the advertised distance, and recorded data may vary accordingly. Official times refer to race times only and do not include handicap times.)

[ ] Position in running at each section and finish    TAB# Saddle cloth number

Fastest split

-:--:-- No data available at this section

BAR# Barrier/Gate Position

Fastest section

NA No data available

DNF Did not finish

DNT Did not track

DT-W Distance travelled compared to winner in metres

Horse/Jockey Name	Lupine/Jace McMurray
Finish Rank	1
Fastest Section Time (Section)	0:11.13 (1400-1200)
Top Speed [km/h] (Section)	65.8 (1400-1200)
Race State	Finished



Eagle Farm QLD --Professional-2026-04-04

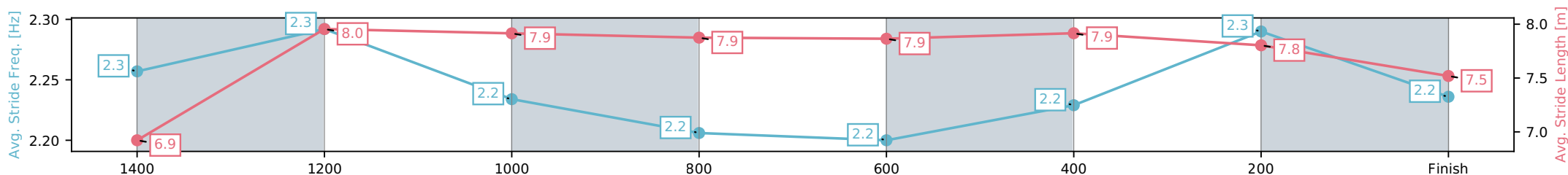
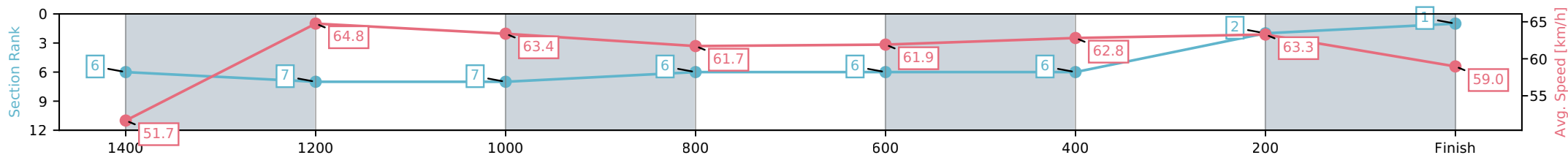
Race 7: MORETON HIRE Class 6 Handicap - 1600m

04 April 2026 - 3:47PM

Track Rating: Good 4, Weather: Fine, Rail Position: +6.5m Entire Circuit



Section	L1600	L1400	L1200	L1000	L800	L600	L400	L200
Section Times	1:35.05 (0:14.00)	1:21.05 [7] (0:11.13)	1:09.91 [7] (0:11.35)	0:58.56 [6] (0:11.75)	0:46.81 [6] (0:11.68)	0:35.13 [6] (0:11.49)	0:23.64 [2] (0:11.38)	0:12.26 [1] (0:12.26)
Average Speed [km/h]	51.7	64.8	63.4	61.7	61.9	62.8	63.3	59.0
Top Speed [km/h]	64.8	65.8	64.1	63.4	62.2	63.9	64.9	61.7
Avg. Dist. to Rail [m]	6.2	1.0	1.0	1.2	1.1	0.7	1.3	0.2
Avg. Stride Freq. [Hz]	2.3	2.3	2.2	2.2	2.2	2.2	2.3	2.2
Avg. Stride Length [m]	6.9	8.0	7.9	7.9	7.9	7.9	7.8	7.5



- [ ] Ranking at each section and finish
- :-:- No data available at this section
- NA No data available

Horse/Jockey Name	Eclair Awesome/Ben Thompson
Finish Rank	2
Fastest Section Time (Section)	0:11.28 (600-400)
Top Speed [km/h] (Section)	64.8 (400-200)
Race State	Finished



Eagle Farm QLD --Professional-2026-04-04

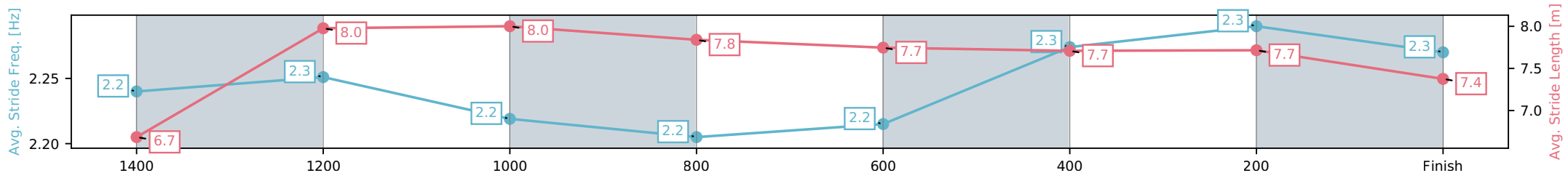
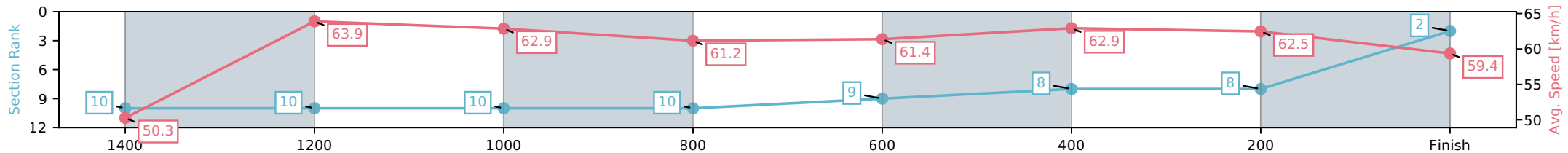
Race 7: MORETON HIRE Class 6 Handicap - 1600m

04 April 2026 - 3:47PM

Track Rating: Good 4, Weather: Fine, Rail Position: +6.5m Entire Circuit



Section	L1600	L1400	L1200	L1000	L800	L600	L400	L200
Section Times	1:35.16 (0:14.35)	1:20.81 [10] (0:11.30)	1:09.51 [10] (0:11.46)	0:58.06 [10] (0:11.66)	0:46.40 [9] (0:11.49)	0:34.90 [8] (0:11.28)	0:23.62 [8] (0:11.53)	0:12.09 [2] (0:12.09)
Average Speed [km/h]	50.3	63.9	62.9	61.2	61.4	62.9	62.5	59.4
Top Speed [km/h]	63.7	64.7	63.5	62.8	62.3	64.3	64.8	61.0
Avg. Dist. to Rail [m]	8.5	1.6	1.4	2.2	4.5	2.5	0.2	1.9
Avg. Stride Freq. [Hz]	2.2	2.3	2.2	2.2	2.2	2.3	2.3	2.3
Avg. Stride Length [m]	6.7	8.0	8.0	7.8	7.7	7.7	7.7	7.4



- [ ] Ranking at each section and finish
- :-:- No data available at this section
- NA No data available

Horse/Jockey Name	I'm Heroic/Kyle Wilson-Taylor
Finish Rank	3
Fastest Section Time (Section)	0:11.30 (1400-1200)
Top Speed [km/h] (Section)	66.0 (600-400)
Race State	Finished



Eagle Farm QLD --Professional-2026-04-04

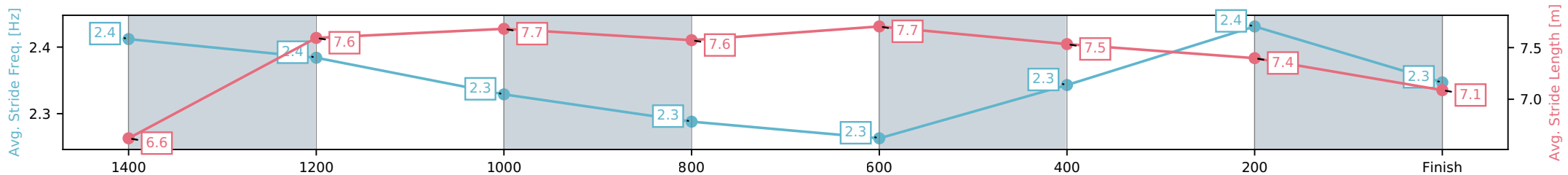
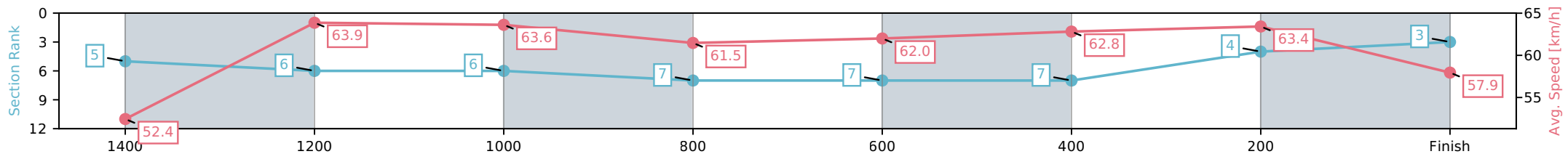
Race 7: MORETON HIRE Class 6 Handicap - 1600m

04 April 2026 - 3:47PM

Track Rating: Good 4, Weather: Fine, Rail Position: +6.5m Entire Circuit



Section	L1600	L1400	L1200	L1000	L800	L600	L400	L200
Section Times	1:35.20 (0:13.80)	1:21.40 [6] (0:11.30)	1:10.10 [6] (0:11.36)	0:58.74 [7] (0:11.85)	0:46.90 [7] (0:11.66)	0:35.23 [7] (0:11.53)	0:23.70 [4] (0:11.35)	0:12.35 [3] (0:12.35)
Average Speed [km/h]	52.4	63.9	63.6	61.5	62.0	62.8	63.4	57.9
Top Speed [km/h]	65.1	65.1	64.2	62.1	62.4	66.0	64.7	61.6
Avg. Dist. to Rail [m]	11.1	4.6	3.9	2.4	1.0	1.5	5.8	5.2
Avg. Stride Freq. [Hz]	2.4	2.4	2.3	2.3	2.3	2.3	2.4	2.3
Avg. Stride Length [m]	6.6	7.6	7.7	7.6	7.7	7.5	7.4	7.1



- [ ] Ranking at each section and finish
- :-:- No data available at this section
- NA No data available

Horse/Jockey Name	Cho Oyu/Martin Harley
Finish Rank	4
Fastest Section Time (Section)	0:11.22 (1400-1200)
Top Speed [km/h] (Section)	67.9 (1200-1000)
Race State	Finished



Eagle Farm QLD --Professional-2026-04-04

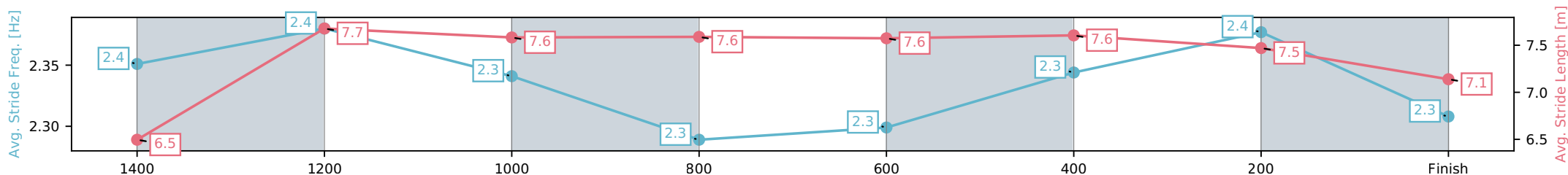
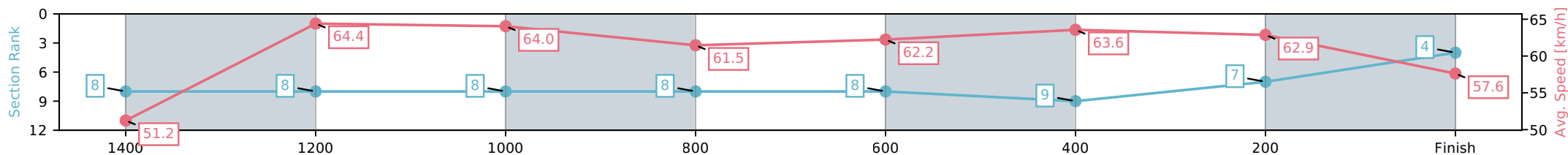
Race 7: MORETON HIRE Class 6 Handicap - 1600m

04 April 2026 - 3:47PM

Track Rating: Good 4, Weather: Fine, Rail Position: +6.5m Entire Circuit



Section	L1600	L1400	L1200	L1000	L800	L600	L400	L200
Section Times	1:35.51 (0:14.08)	1:21.43 [8] (0:11.22)	1:10.21 [8] (0:11.28)	0:58.93 [8] (0:11.86)	0:47.07 [8] (0:11.64)	0:35.43 [9] (0:11.46)	0:23.96 [7] (0:11.45)	0:12.52 [4] (0:12.52)
Average Speed [km/h]	51.2	64.4	64.0	61.5	62.2	63.6	62.9	57.6
Top Speed [km/h]	66.0	66.3	67.9	63.1	63.0	64.6	64.2	61.3
Avg. Dist. to Rail [m]	9.4	3.0	2.9	2.7	1.6	2.6	6.1	5.3
Avg. Stride Freq. [Hz]	2.4	2.4	2.3	2.3	2.3	2.3	2.4	2.3
Avg. Stride Length [m]	6.5	7.7	7.6	7.6	7.6	7.6	7.5	7.1



- [ ] Ranking at each section and finish
- :-:- No data available at this section
- NA No data available

Horse/Jockey Name	Aratiri/Cejay Graham
Finish Rank	5
Fastest Section Time (Section)	0:11.09 (1400-1200)
Top Speed [km/h] (Section)	66.5 (1400-1200)
Race State	Finished



Eagle Farm QLD --Professional-2026-04-04

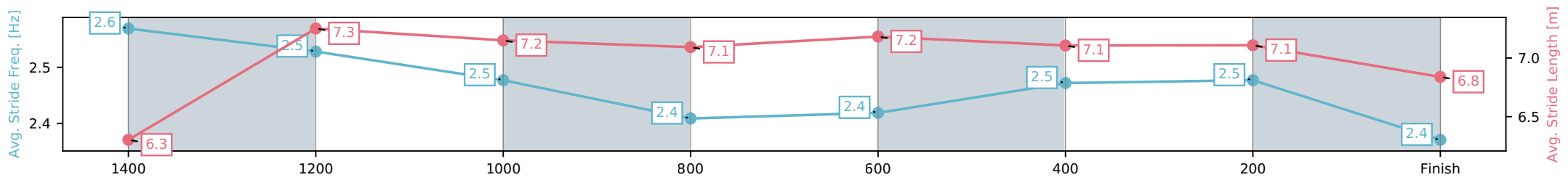
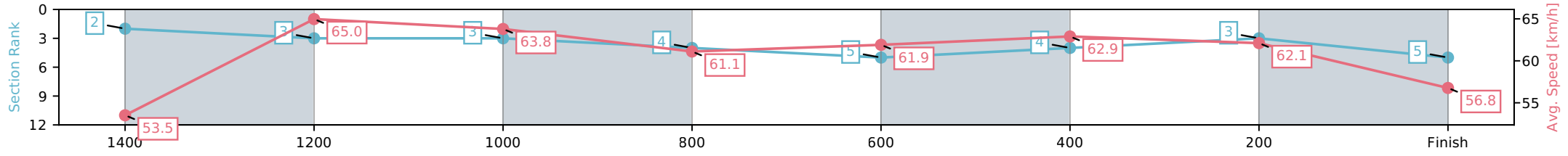
Race 7: MORETON HIRE Class 6 Handicap - 1600m

04 April 2026 - 3:47PM

Track Rating: Good 4, Weather: Fine, Rail Position: +6.5m Entire Circuit



Section	L1600	L1400	L1200	L1000	L800	L600	L400	L200
Section Times	1:35.54 (0:13.52)	1:22.02 [3] (0:11.09)	1:10.94 [3] (0:11.32)	0:59.62 [4] (0:11.96)	0:47.67 [5] (0:11.79)	0:35.88 [4] (0:11.59)	0:24.29 [3] (0:11.60)	0:12.69 [5] (0:12.69)
Average Speed [km/h]	53.5	65.0	63.8	61.1	61.9	62.9	62.1	56.8
Top Speed [km/h]	65.9	66.5	64.5	62.0	62.3	63.8	64.2	60.0
Avg. Dist. to Rail [m]	8.6	2.2	2.5	3.0	3.2	2.6	4.3	2.3
Avg. Stride Freq. [Hz]	2.6	2.5	2.5	2.4	2.4	2.5	2.5	2.4
Avg. Stride Length [m]	6.3	7.3	7.2	7.1	7.2	7.1	7.1	6.8



[ ] Ranking at each section and finish  
 -:-:- No data available at this section  
 NA No data available

Horse/Jockey Name	Just Flying/Daniel Moor
Finish Rank	6
Fastest Section Time (Section)	0:11.09 (1400-1200)
Top Speed [km/h] (Section)	67.0 (1200-1000)
Race State	Finished



Eagle Farm QLD --Professional-2026-04-04

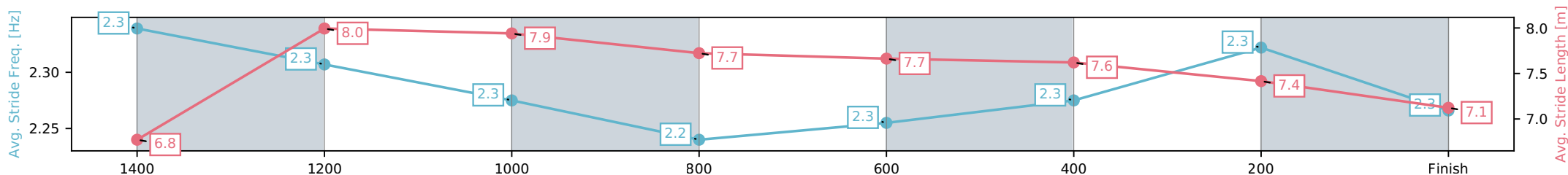
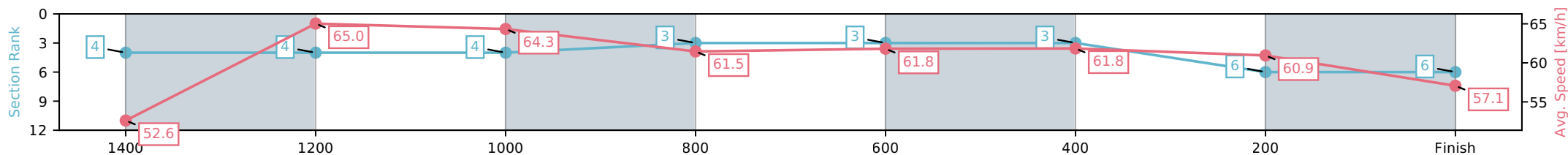
Race 7: MORETON HIRE Class 6 Handicap - 1600m

04 April 2026 - 3:47PM

Track Rating: Good 4, Weather: Fine, Rail Position: +6.5m Entire Circuit



Section	L1600	L1400	L1200	L1000	L800	L600	L400	L200
Section Times	1:35.57 (0:13.73)	1:21.84 [4] (0:11.09)	1:10.75 [4] (0:11.22)	0:59.53 [3] (0:11.82)	0:47.71 [3] (0:11.69)	0:36.02 [3] (0:11.59)	0:24.42 [6] (0:11.82)	0:12.60 [6] (0:12.60)
Average Speed [km/h]	52.6	65.0	64.3	61.5	61.8	61.8	60.9	57.1
Top Speed [km/h]	66.6	66.9	67.0	61.8	62.3	62.6	62.6	58.2
Avg. Dist. to Rail [m]	8.4	2.4	2.5	1.8	0.7	0.7	0.7	0.8
Avg. Stride Freq. [Hz]	2.3	2.3	2.3	2.2	2.3	2.3	2.3	2.3
Avg. Stride Length [m]	6.8	8.0	7.9	7.7	7.7	7.6	7.4	7.1



- [ ] Ranking at each section and finish
- :-:- No data available at this section
- NA No data available

Horse/Jockey Name	Free Carry/Chelsea Baker
Finish Rank	7
Fastest Section Time (Section)	0:11.03 (1400-1200)
Top Speed [km/h] (Section)	67.2 (1600 - 1400)
Race State	Finished



Eagle Farm QLD --Professional-2026-04-04

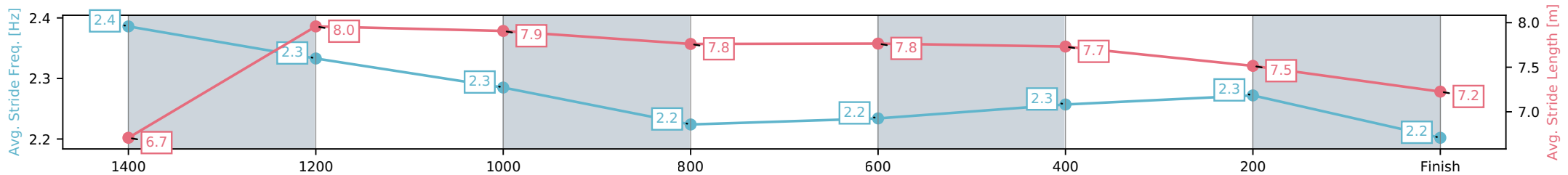
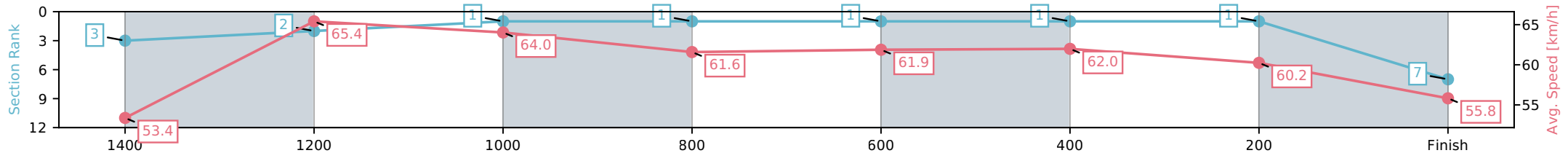
Race 7: MORETON HIRE Class 6 Handicap - 1600m

04 April 2026 - 3:47PM

Track Rating: Good 4, Weather: Fine, Rail Position: +6.5m Entire Circuit



Section	L1600	L1400	L1200	L1000	L800	L600	L400	L200
Section Times	1:35.68 (0:13.53)	1:22.15 [2] (0:11.03)	1:11.13 [1] (0:11.27)	0:59.86 [1] (0:11.74)	0:48.12 [1] (0:11.64)	0:36.48 [1] (0:11.56)	0:24.93 [1] (0:11.96)	0:12.97 [7] (0:12.97)
Average Speed [km/h]	53.4	65.4	64.0	61.6	61.9	62.0	60.2	55.8
Top Speed [km/h]	67.2	67.0	65.6	62.3	62.3	62.3	61.5	58.5
Avg. Dist. to Rail [m]	7.7	2.1	2.2	1.1	0.3	0.7	0.4	0.6
Avg. Stride Freq. [Hz]	2.4	2.3	2.3	2.2	2.2	2.3	2.3	2.2
Avg. Stride Length [m]	6.7	8.0	7.9	7.8	7.8	7.7	7.5	7.2



- [ ] Ranking at each section and finish
- :-:- No data available at this section
- NA No data available

Horse/Jockey Name	Facundo/Ryan Maloney
Finish Rank	8
Fastest Section Time (Section)	0:10.98 (1400-1200)
Top Speed [km/h] (Section)	67.1 (1400-1200)
Race State	Finished



Eagle Farm QLD --Professional-2026-04-04

Race 7: MORETON HIRE Class 6 Handicap - 1600m

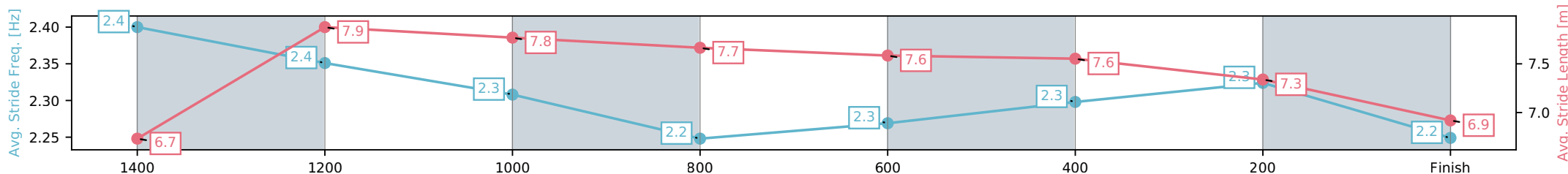
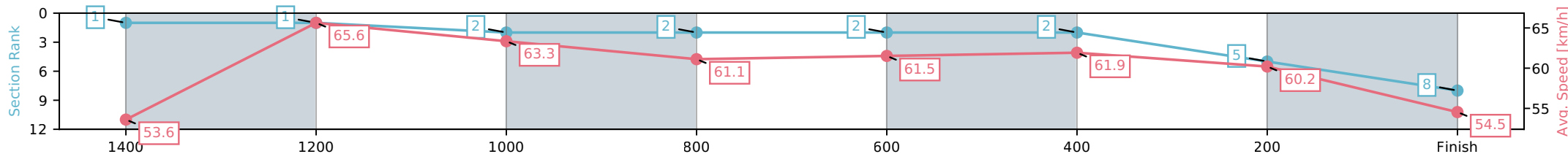
04 April 2026 - 3:47PM

Track Rating: Good 4, Weather: Fine, Rail Position: +6.5m Entire Circuit



BRISBANE RACING CLUB

Section	L1600	L1400	L1200	L1000	L800	L600	L400	L200
Section Times	1:36.11 (0:13.50)	1:22.62 [1] (0:10.98)	1:11.63 [2] (0:11.35)	1:00.28 [2] (0:11.74)	0:48.54 [2] (0:11.74)	0:36.79 [2] (0:11.68)	0:25.11 [5] (0:11.96)	0:13.16 [8] (0:13.16)
Average Speed [km/h]	53.6	65.6	63.3	61.1	61.5	61.9	60.2	54.5
Top Speed [km/h]	65.7	67.1	65.1	61.9	62.0	62.2	62.1	57.9
Avg. Dist. to Rail [m]	12.7	2.6	0.6	0.7	0.9	0.9	1.3	1.8
Avg. Stride Freq. [Hz]	2.4	2.4	2.3	2.2	2.3	2.3	2.3	2.2
Avg. Stride Length [m]	6.7	7.9	7.8	7.7	7.6	7.6	7.3	6.9



- [ ] Ranking at each section and finish
- :-:- No data available at this section
- NA No data available

Horse/Jockey Name	Denetta/Olivia Webb
Finish Rank	9
Fastest Section Time (Section)	0:11.19 (1400-1200)
Top Speed [km/h] (Section)	66.1 (1400-1200)
Race State	Finished



Eagle Farm QLD --Professional-2026-04-04

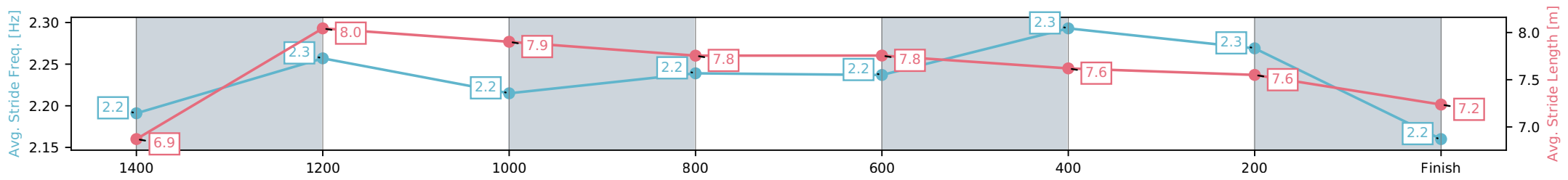
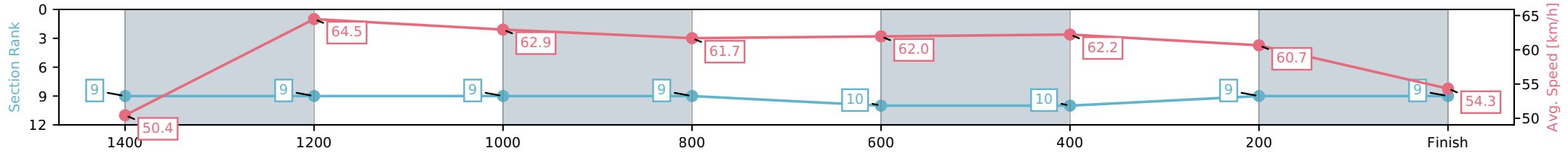
Race 7: MORETON HIRE Class 6 Handicap - 1600m

04 April 2026 - 3:47PM

Track Rating: Good 4, Weather: Fine, Rail Position: +6.5m Entire Circuit



Section	L1600	L1400	L1200	L1000	L800	L600	L400	L200
Section Times	1:37.06 (0:14.34)	1:22.72 [9] (0:11.19)	1:11.53 [9] (0:11.46)	1:00.08 [9] (0:11.77)	0:48.30 [10] (0:11.62)	0:36.68 [10] (0:11.52)	0:25.16 [9] (0:11.86)	0:13.29 [9] (0:13.29)
Average Speed [km/h]	50.4	64.5	62.9	61.7	62.0	62.2	60.7	54.3
Top Speed [km/h]	63.9	66.1	64.4	64.0	62.3	62.8	62.0	58.6
Avg. Dist. to Rail [m]	10.3	2.9	2.9	1.6	0.3	0.7	0.5	1.5
Avg. Stride Freq. [Hz]	2.2	2.3	2.2	2.2	2.2	2.3	2.3	2.2
Avg. Stride Length [m]	6.9	8.0	7.9	7.8	7.8	7.6	7.6	7.2



[ ] Ranking at each section and finish  
 -:-:- No data available at this section  
 NA No data available

Horse/Jockey Name	Rhapsody Chic/Keagan Latham
Finish Rank	10
Fastest Section Time (Section)	0:10.83 (1400-1200)
Top Speed [km/h] (Section)	67.5 (1400-1200)
Race State	Finished



Eagle Farm QLD --Professional-2026-04-04

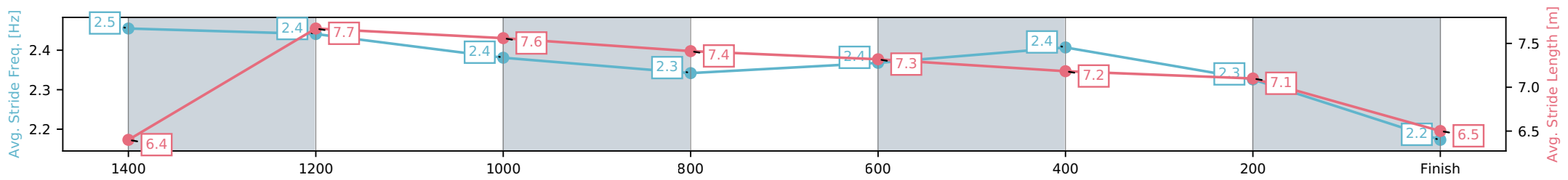
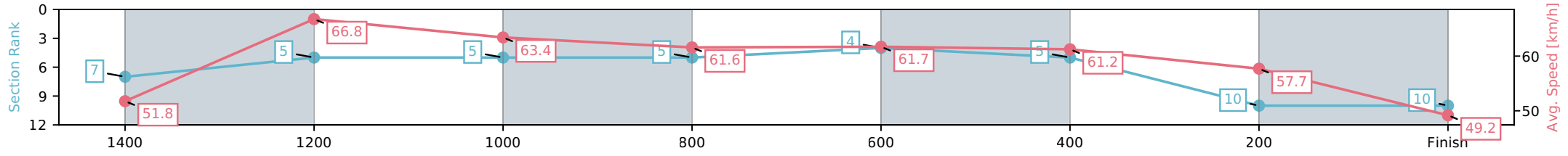
Race 7: MORETON HIRE Class 6 Handicap - 1600m

04 April 2026 - 3:47PM

Track Rating: Good 4, Weather: Fine, Rail Position: +6.5m Entire Circuit



Section	L1600	L1400	L1200	L1000	L800	L600	L400	L200
Section Times	1:38.54 (0:14.00)	1:24.54 [5] (0:10.83)	1:13.71 [5] (0:11.39)	1:02.31 [5] (0:11.76)	0:50.56 [4] (0:11.58)	0:38.97 [5] (0:11.78)	0:27.19 [10] (0:12.47)	0:14.72 [10] (0:14.72)
Average Speed [km/h]	51.8	66.8	63.4	61.6	61.7	61.2	57.7	49.2
Top Speed [km/h]	65.5	67.5	65.7	62.3	63.1	63.1	61.4	53.8
Avg. Dist. to Rail [m]	13.5	5.4	3.8	1.1	1.0	0.9	3.3	3.3
Avg. Stride Freq. [Hz]	2.5	2.4	2.4	2.3	2.4	2.4	2.3	2.2
Avg. Stride Length [m]	6.4	7.7	7.6	7.4	7.3	7.2	7.1	6.5



[ ] Ranking at each section and finish  
 -:-:- No data available at this section  
 NA No data available



# Eagle Farm QLD

Race 8: STRADBROKE SEASON ON SALE NOW BENCHMARK 70 Handicap - 1400m

04 April 2026 - 4:27PM

Track Rating: Good 4, Weather: Fine, Rail Position: +6.5m Entire Circuit



BRISBANE RACING CLUB

Field Times	1:25.61	1:11.66	0:59.32	0:46.32	0:33.74	0:22.14	0:11.33
(Race Tempo)	(0:13.95)	(0:12.34)	(0:13.00)	(0:12.57)	(0:11.60)	(0:10.81)	(0:11.33)

Rank	TAB#	Horse	Overall Time	First 400m	Top Speed km/h (Section)	L1400	L1200	L1000	L800	L600	L400	L200
	(BAR#)	Jockey	Margin (DT-W)	Last 600m	Fastest Section (Time)	Start - 1200	1200 - 1000	1000 - 800	800 - 600	600 - 400	400 - 200	200 - Finish
1	14	Glass Of Rose	1:25.61	0:27.35	69.4 (400-200)	1:25.61	1:10.49 [10]	0:58.26 [11]	0:45.60 [10]	0:33.15 [8]	0:21.80 [6]	0:11.33 [1]
	(9)	Mark Du Plessis		0:33.15	400-200 (0:10.47)	(0:15.12)	(0:12.23)	(0:12.67)	(0:12.44)	(0:11.35)	(0:10.47)	(0:11.33)
2	1	Ten Deep	1:25.62	0:26.49	67.6 (400-200)	1:25.62	1:11.36 [3]	0:59.13 [3]	0:46.31 [3]	0:33.60 [3]	0:21.77 [7]	0:11.02 [6]
	(2)	Chelsea Baker	0.0L (-4)	0:33.61	400-200 (0:10.75)	(0:14.26)	(0:12.23)	(0:12.81)	(0:12.71)	(0:11.84)	(0:10.75)	(0:11.02)
3	9	Spills	1:25.82	0:26.29	66.6 (400-200)	1:25.82	1:11.87 [1]	0:59.53 [1]	0:46.52 [2]	0:33.93 [2]	0:22.26 [3]	0:11.34 [4]
	(5)	Courtney Bellamy	1.3L (+4)	0:33.93	400-200 (0:10.92)	(0:13.95)	(0:12.34)	(0:13.01)	(0:12.59)	(0:11.67)	(0:10.92)	(0:11.34)
4	12	First Empire	1:25.86	0:26.49	67.7 (400-200)	1:25.86	1:11.71 [2]	0:59.37 [2]	0:46.57 [1]	0:33.99 [1]	0:22.39 [1]	0:11.57 [2]
	(8)	Kyle Wilson-Taylor	1.4L (-7)	0:34.00	400-200 (0:10.83)	(0:14.15)	(0:12.34)	(0:12.80)	(0:12.57)	(0:11.60)	(0:10.83)	(0:11.57)
5	10	Starboard	1:25.87	0:27.20	68.6 (400-200)	1:25.87	1:10.75 [9]	0:58.67 [8]	0:45.92 [8]	0:33.36 [9]	0:21.85 [10]	0:11.21 [7]
	(11)	Keagan Latham	1.5L (-9)	0:33.37	400-200 (0:10.64)	(0:15.12)	(0:12.08)	(0:12.76)	(0:12.55)	(0:11.52)	(0:10.64)	(0:11.21)
6	4	Amuseantes	1:25.90	0:26.89	68.0 (400-200)	1:25.90	1:11.28 [5]	0:59.01 [5]	0:46.25 [5]	0:33.60 [5]	0:21.93 [9]	0:11.22 [9]
	(1)	Daniel Moor	1.7L (+3)	0:33.60	400-200 (0:10.71)	(0:14.62)	(0:12.27)	(0:12.76)	(0:12.65)	(0:11.67)	(0:10.71)	(0:11.22)
7	7	Superhero	1:26.06	0:26.98	68.1 (400-200)	1:26.06	1:11.41 [6]	0:59.08 [6]	0:46.16 [6]	0:33.68 [7]	0:22.26 [5]	0:11.51 [5]
	(3)	Martin Harley	2.7L (-6)	0:33.69	400-200 (0:10.75)	(0:14.65)	(0:12.33)	(0:12.92)	(0:12.48)	(0:11.43)	(0:10.75)	(0:11.51)
8	11	The Catch	1:26.08	0:26.74	67.3 (400-200)	1:26.08	1:11.73 [4]	0:59.34 [4]	0:46.51 [4]	0:34.05 [4]	0:22.53 [2]	0:11.64 [3]
	(4)	Cejay Graham	2.7L (-7)	0:34.05	400-200 (0:10.89)	(0:14.35)	(0:12.39)	(0:12.83)	(0:12.46)	(0:11.52)	(0:10.89)	(0:11.64)
9	13	Golden Cross	1:26.18	0:27.28	67.7 (400-200)	1:26.18	1:11.06 [11]	0:58.90 [10]	0:46.10 [11]	0:33.63 [10]	0:22.24 [8]	0:11.50 [8]
	(10)	Michael Murphy	3.3L (-8)	0:33.63	400-200 (0:10.73)	(0:15.12)	(0:12.16)	(0:12.81)	(0:12.46)	(0:11.40)	(0:10.73)	(0:11.50)
10	3	Zaher	1:26.33	0:27.14	67.7 (400-200)	1:26.33	1:11.48 [8]	0:59.18 [7]	0:46.37 [9]	0:33.71 [11]	0:22.24 [11]	0:11.49 [10]
	(6)	Olivia Webb	4.2L (-4)	0:33.70	400-200 (0:10.74)	(0:14.85)	(0:12.29)	(0:12.81)	(0:12.66)	(0:11.47)	(0:10.74)	(0:11.49)

Scratched: Cheval Chic (#5), Lunaite (#6), Outakandy (#8)

Report Created: Sat 04 April 2026

(Note: Races are conducted over an approximate distance as close as possible to the advertised distance, and recorded data may vary accordingly. Official times refer to race times only and do not include handicap times.)

[ ] Position in running at each section and finish TAB# Saddle cloth number

[ ] Fastest split

-:--:-- No data available at this section

BAR# Barrier/Gate Position

[■] Fastest section

NA No data available

DNF Did not finish

DNT Did not track

DT-W Distance travelled compared to winner in metres



# Eagle Farm QLD

Race 8: STRADBROKE SEASON ON SALE NOW BENCHMARK 70 Handicap - 1400m

04 April 2026 - 4:27PM

Track Rating: Good 4, Weather: Fine, Rail Position: +6.5m Entire Circuit



BRISBANE  
RACING CLUB

Field Times (Race Tempo)      1:25.61 (0:13.95)    1:11.66 (0:12.34)    0:59.32 (0:13.00)    0:46.32 (0:12.57)    0:33.74 (0:11.60)    0:22.14 (0:10.81)    0:11.33 (0:11.33)

Rank	TAB#	Horse	Overall Time	First 400m	Top Speed km/h (Section)	L1400	L1200	L1000	L800	L600	L400	L200	
	(BAR#)	Jockey	Margin (DT-W)	Last 600m	Fastest Section (Time)	Start - 1200	1200 - 1000	1000 - 800	800 - 600	600 - 400	400 - 200	200 - Finish	
11	2	Captain Maverick	1:26.52	0:27.22	66.9 (400-200)	1:26.52	1:11.67 [7]	0:59.29 [9]	0:46.62 [7]	0:34.19 [6]	0:22.74 [4]	0:11.68 [10]	
	(7)	Jace McMurray	5.3L (-3)	0:34.19	400-200 (0:11.05)	(0:14.85)	(0:12.37)	(0:12.67)	(0:12.43)	(0:11.46)	(0:11.05)	(0:11.68)	

Scratched: Cheval Chic (#5), Lunaite (#6), Outakandy (#8)

Report Created: Sat 04 April 2026

(Note: Races are conducted over an approximate distance as close as possible to the advertised distance, and recorded data may vary accordingly. Official times refer to race times only and do not include handicap times.)

[ ] Position in running at each section and finish    TAB# Saddle cloth number

-:--:-- No data available at this section

NA No data available

DNT Did not track

BAR# Barrier/Gate Position

DNF Did not finish

DT-W Distance travelled compared to winner in metres

Fastest split

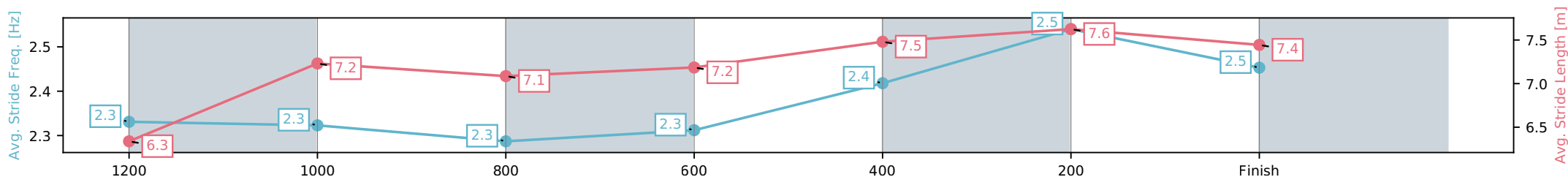
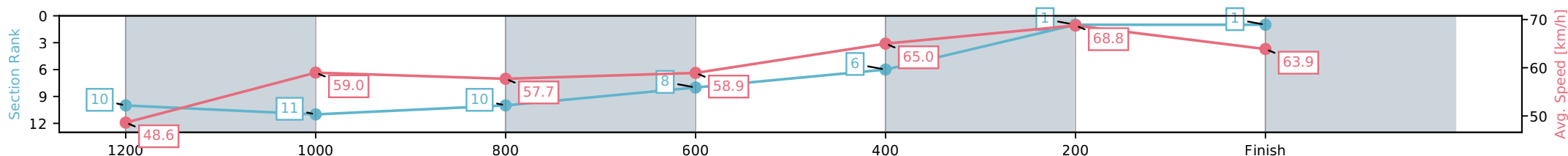
Fastest section

Horse/Jockey Name	Glass Of Rose/Mark Du Plessis
Finish Rank	1
Fastest Section Time (Section)	0:10.47 (400-200)
Top Speed [km/h] (Section)	69.4 (400-200)
Race State	Finished



Track Rating: Good 4, Weather: Fine, Rail Position: +6.5m Entire Circuit

Section	L1400	L1200	L1000	L800	L600	L400	L200
Section Times	1:25.61 (0:15.12)	1:10.49 [11] (0:12.23)	0:58.26 [10] (0:12.67)	0:45.60 [8] (0:12.44)	0:33.15 [6] (0:11.35)	0:21.80 [1] (0:10.47)	0:11.33 [1] (0:11.33)
Average Speed [km/h]	48.6	59.0	57.7	58.9	65.0	68.8	63.9
Top Speed [km/h]	59.2	60.7	59.9	60.8	68.0	69.4	67.3
Avg. Dist. to Rail [m]	7.1	3.7	3.4	3.7	4.9	8.7	7.2
Avg. Stride Freq. [Hz]	2.3	2.3	2.3	2.3	2.4	2.5	2.5
Avg. Stride Length [m]	6.3	7.2	7.1	7.2	7.5	7.6	7.4



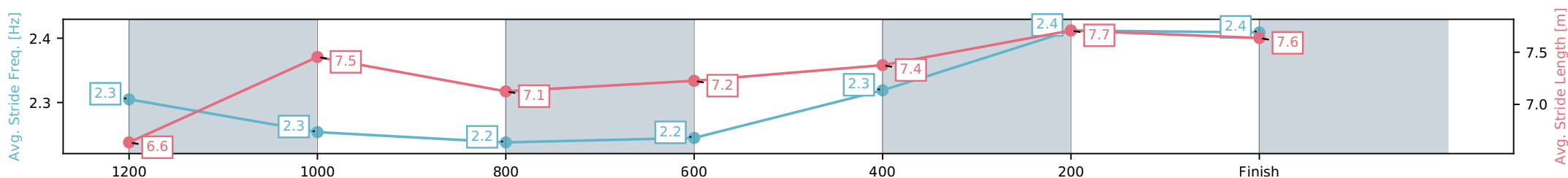
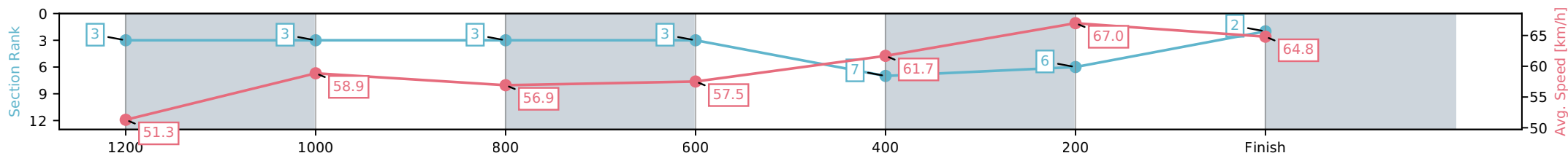
- [ ] Ranking at each section and finish
- :-:- No data available at this section
- NA No data available

Horse/Jockey Name	Ten Deep/Chelsea Baker
Finish Rank	2
Fastest Section Time (Section)	0:10.75 (400-200)
Top Speed [km/h] (Section)	67.6 (400-200)
Race State	Finished



Track Rating: Good 4, Weather: Fine, Rail Position: +6.5m Entire Circuit

Section	L1400	L1200	L1000	L800	L600	L400	L200
Section Times	1:25.62 (0:14.26)	1:11.36 [3] (0:12.23)	0:59.13 [3] (0:12.81)	0:46.31 [3] (0:12.71)	0:33.60 [7] (0:11.84)	0:21.77 [6] (0:10.75)	0:11.02 [2] (0:11.02)
Average Speed [km/h]	51.3	58.9	56.9	57.5	61.7	67.0	64.8
Top Speed [km/h]	61.0	62.5	57.8	58.0	66.0	67.6	65.7
Avg. Dist. to Rail [m]	1.6	1.8	2.2	3.5	2.8	2.6	0.9
Avg. Stride Freq. [Hz]	2.3	2.3	2.2	2.2	2.3	2.4	2.4
Avg. Stride Length [m]	6.6	7.5	7.1	7.2	7.4	7.7	7.6

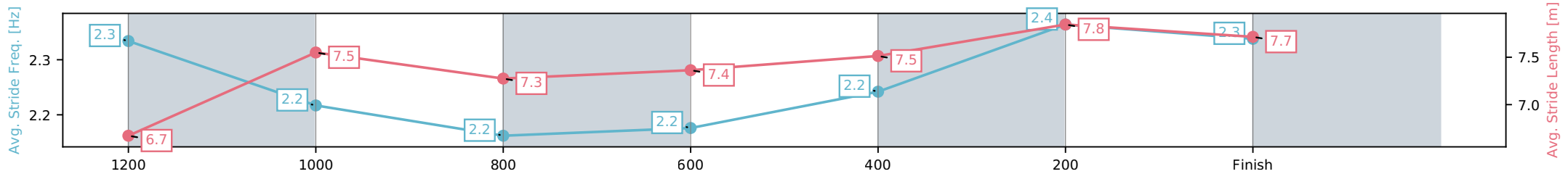
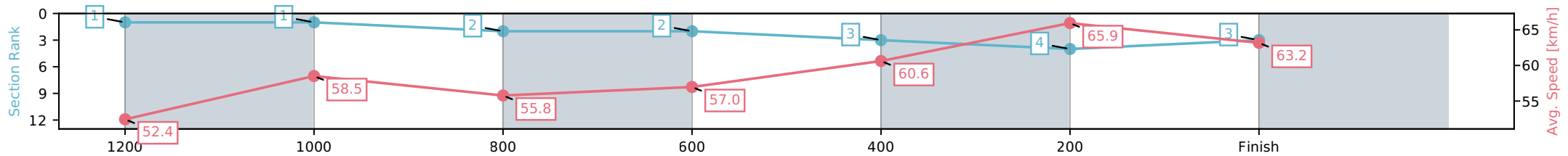


- [ ] Ranking at each section and finish
- :-:- No data available at this section
- NA No data available

Horse/Jockey Name	Spills/Courtney Bellamy
Finish Rank	3
Fastest Section Time (Section)	0:10.92 (400-200)
Top Speed [km/h] (Section)	66.6 (400-200)
Race State	Finished



Section	L1400	L1200	L1000	L800	L600	L400	L200
Section Times	1:25.82 (0:13.95)	1:11.87 [1] (0:12.34)	0:59.53 [2] (0:13.01)	0:46.52 [2] (0:12.59)	0:33.93 [3] (0:11.67)	0:22.26 [4] (0:10.92)	0:11.34 [3] (0:11.34)
Average Speed [km/h]	52.4	58.5	55.8	57.0	60.6	65.9	63.2
Top Speed [km/h]	63.4	62.1	56.4	58.4	64.9	66.6	65.4
Avg. Dist. to Rail [m]	3.8	2.3	1.5	0.8	3.5	3.5	2.6
Avg. Stride Freq. [Hz]	2.3	2.2	2.2	2.2	2.2	2.4	2.3
Avg. Stride Length [m]	6.7	7.5	7.3	7.4	7.5	7.8	7.7



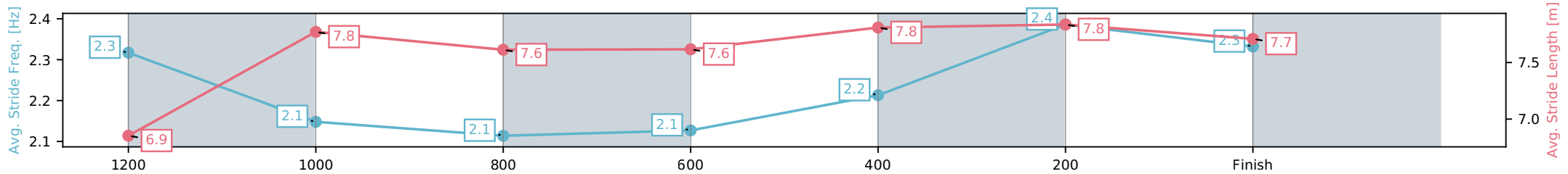
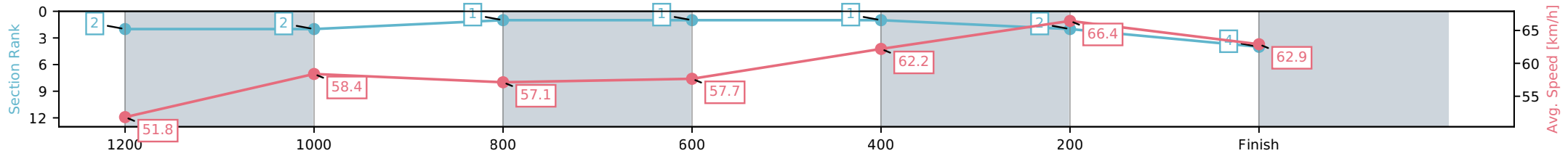
- [ ] Ranking at each section and finish
- :-:- No data available at this section
- NA No data available

Horse/Jockey Name	First Empire/Kyle Wilson-Taylor
Finish Rank	4
Fastest Section Time (Section)	0:10.83 (400-200)
Top Speed [km/h] (Section)	67.7 (400-200)
Race State	Finished



Track Rating: Good 4, Weather: Fine, Rail Position: +6.5m Entire Circuit

Section	L1400	L1200	L1000	L800	L600	L400	L200
Section Times	1:25.86 (0:14.15)	1:11.71 [2] (0:12.34)	0:59.37 [1] (0:12.80)	0:46.57 [1] (0:12.57)	0:33.99 [1] (0:11.60)	0:22.39 [2] (0:10.83)	0:11.57 [4] (0:11.57)
Average Speed [km/h]	51.8	58.4	57.1	57.7	62.2	66.4	62.9
Top Speed [km/h]	63.7	61.0	58.1	58.5	66.0	67.7	65.2
Avg. Dist. to Rail [m]	6.0	3.5	2.8	1.6	0.4	1.2	1.7
Avg. Stride Freq. [Hz]	2.3	2.1	2.1	2.1	2.2	2.4	2.3
Avg. Stride Length [m]	6.9	7.8	7.6	7.6	7.8	7.8	7.7

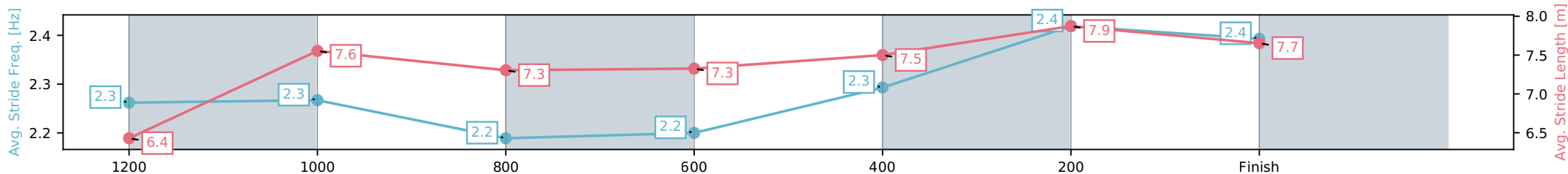
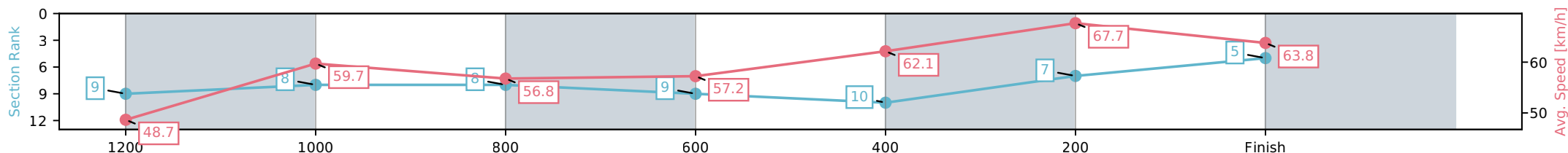


[ ] Ranking at each section and finish  
 -:-:- No data available at this section  
 NA No data available

Horse/Jockey Name	Starboard/Keagan Latham
Finish Rank	5
Fastest Section Time (Section)	0:10.64 (400-200)
Top Speed [km/h] (Section)	68.6 (400-200)
Race State	Finished



Section	L1400	L1200	L1000	L800	L600	L400	L200
Section Times	1:25.87 (0:15.12)	1:10.75 [8] (0:12.08)	0:58.67 [8] (0:12.76)	0:45.92 [9] (0:12.55)	0:33.36 [10] (0:11.52)	0:21.85 [7] (0:10.64)	0:11.21 [5] (0:11.21)
Average Speed [km/h]	48.7	59.7	56.8	57.2	62.1	67.7	63.8
Top Speed [km/h]	62.8	63.1	57.7	58.3	66.5	68.6	67.0
Avg. Dist. to Rail [m]	7.5	2.2	1.1	0.7	1.3	3.4	5.1
Avg. Stride Freq. [Hz]	2.3	2.3	2.2	2.2	2.3	2.4	2.4
Avg. Stride Length [m]	6.4	7.6	7.3	7.3	7.5	7.9	7.7



- [ ] Ranking at each section and finish
- :-:- No data available at this section
- NA No data available

Horse/Jockey Name	Amuseantes/Daniel Moor
Finish Rank	6
Fastest Section Time (Section)	0:10.71 (400-200)
Top Speed [km/h] (Section)	68.0 (400-200)
Race State	Finished



Eagle Farm QLD --Professional-2026-04-04

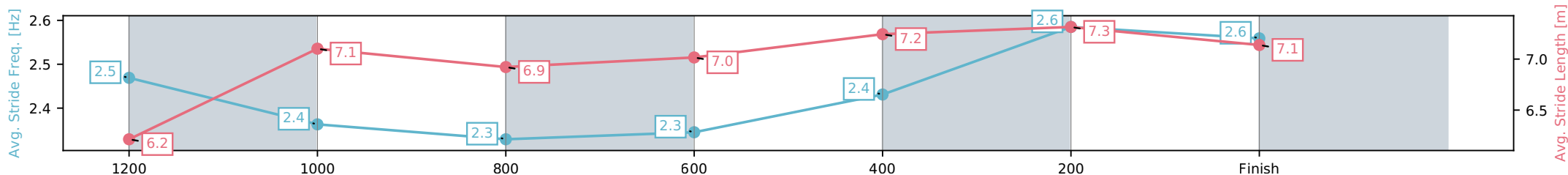
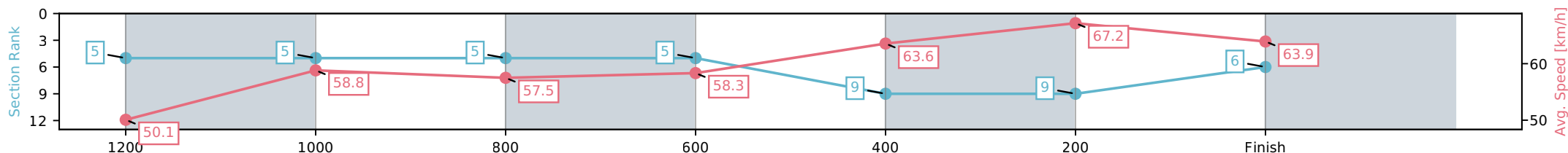
Race 8: STRADBROKE SEASON ON SALE NOW  
BENCHMARK 70 Handicap - 1400m



04 April 2026 - 4:27PM

Track Rating: Good 4, Weather: Fine, Rail Position: +6.5m Entire Circuit

Section	L1400	L1200	L1000	L800	L600	L400	L200
Section Times	1:25.90 (0:14.62)	1:11.28 [5] (0:12.27)	0:59.01 [5] (0:12.76)	0:46.25 [5] (0:12.65)	0:33.60 [9] (0:11.67)	0:21.93 [9] (0:10.71)	0:11.22 [6] (0:11.22)
Average Speed [km/h]	50.1	58.8	57.5	58.3	63.6	67.2	63.9
Top Speed [km/h]	61.4	62.3	58.4	60.0	66.6	68.0	66.4
Avg. Dist. to Rail [m]	1.6	3.4	4.0	5.4	6.0	7.4	8.9
Avg. Stride Freq. [Hz]	2.5	2.4	2.3	2.3	2.4	2.6	2.6
Avg. Stride Length [m]	6.2	7.1	6.9	7.0	7.2	7.3	7.1

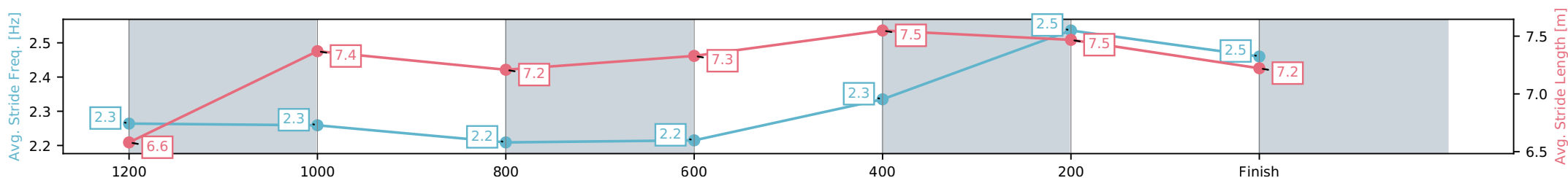
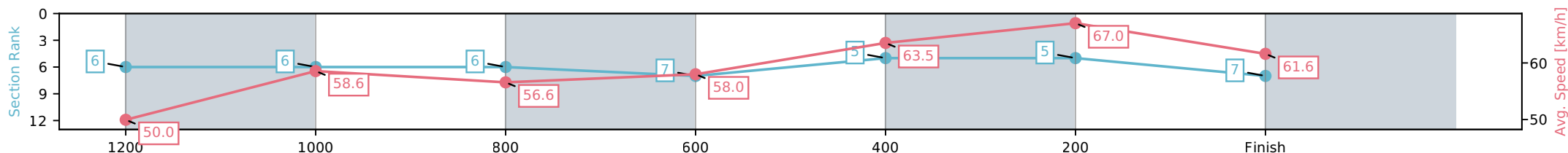


- [ ] Ranking at each section and finish
- :-:- No data available at this section
- NA No data available

Horse/Jockey Name	Superhero/Martin Harley
Finish Rank	7
Fastest Section Time (Section)	0:10.75 (400-200)
Top Speed [km/h] (Section)	68.1 (400-200)
Race State	Finished



Section	L1400	L1200	L1000	L800	L600	L400	L200
Section Times	1:26.06 (0:14.65)	1:11.41 [6] (0:12.33)	0:59.08 [6] (0:12.92)	0:46.16 [7] (0:12.48)	0:33.68 [5] (0:11.43)	0:22.26 [5] (0:10.75)	0:11.51 [7] (0:11.51)
Average Speed [km/h]	50.0	58.6	56.6	58.0	63.5	67.0	61.6
Top Speed [km/h]	60.4	61.7	58.0	59.7	67.0	68.1	65.6
Avg. Dist. to Rail [m]	2.9	3.4	3.0	1.2	1.8	5.4	5.8
Avg. Stride Freq. [Hz]	2.3	2.3	2.2	2.2	2.3	2.5	2.5
Avg. Stride Length [m]	6.6	7.4	7.2	7.3	7.5	7.5	7.2

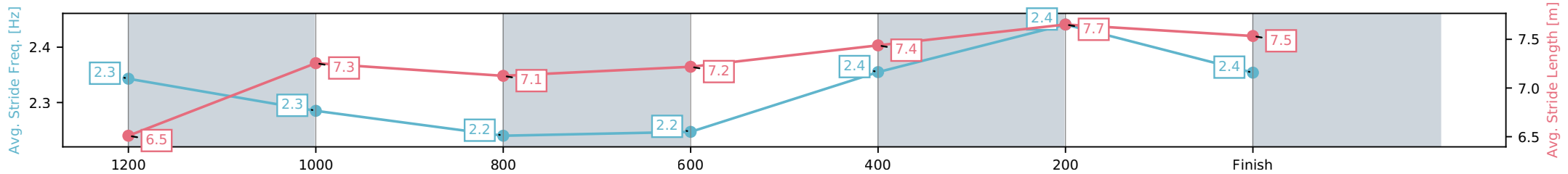
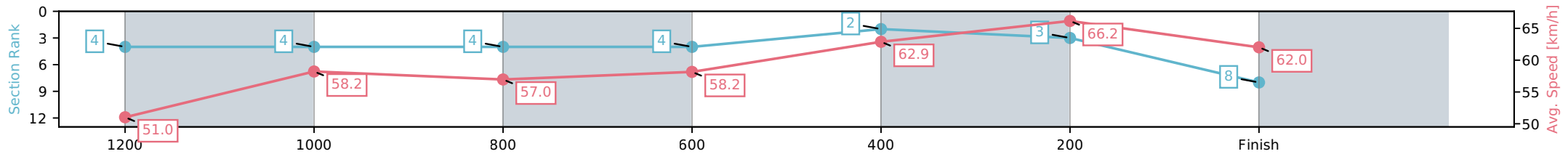


- [ ] Ranking at each section and finish
- :-:- No data available at this section
- NA No data available

Horse/Jockey Name	The Catch/Cejay Graham
Finish Rank	8
Fastest Section Time (Section)	0:10.89 (400-200)
Top Speed [km/h] (Section)	67.3 (400-200)
Race State	Finished



Section	L1400	L1200	L1000	L800	L600	L400	L200
Section Times	1:26.08 (0:14.35)	1:11.73 [4] (0:12.39)	0:59.34 [4] (0:12.83)	0:46.51 [4] (0:12.46)	0:34.05 [2] (0:11.52)	0:22.53 [3] (0:10.89)	0:11.64 [8] (0:11.64)
Average Speed [km/h]	51.0	58.2	57.0	58.2	62.9	66.2	62.0
Top Speed [km/h]	61.1	60.2	57.3	60.1	66.0	67.3	65.3
Avg. Dist. to Rail [m]	3.4	3.3	2.8	1.7	1.5	2.0	1.8
Avg. Stride Freq. [Hz]	2.3	2.3	2.2	2.2	2.4	2.4	2.4
Avg. Stride Length [m]	6.5	7.3	7.1	7.2	7.4	7.7	7.5



[ ] Ranking at each section and finish  
 -:-:- No data available at this section  
 NA No data available

Horse/Jockey Name	Golden Cross/Michael Murphy
Finish Rank	9
Fastest Section Time (Section)	0:10.73 (400-200)
Top Speed [km/h] (Section)	67.7 (400-200)
Race State	Finished



Eagle Farm QLD --Professional-2026-04-04

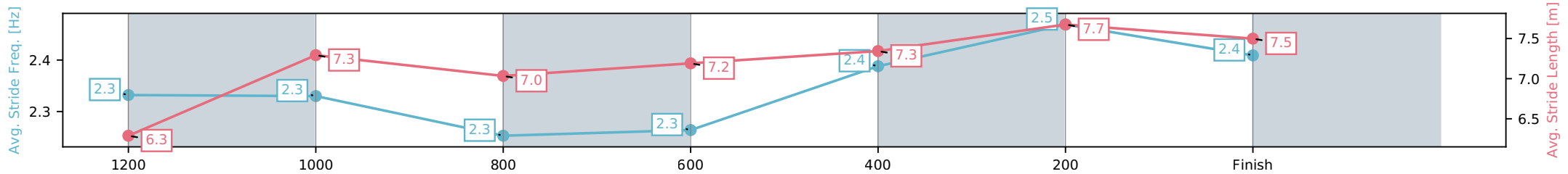
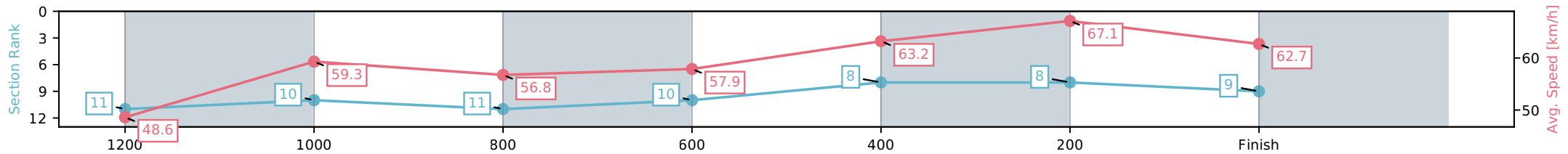
Race 8: STRADBROKE SEASON ON SALE NOW  
BENCHMARK 70 Handicap - 1400m

04 April 2026 - 4:27PM



Track Rating: Good 4, Weather: Fine, Rail Position: +6.5m Entire Circuit

Section	L1400	L1200	L1000	L800	L600	L400	L200
Section Times	1:26.18 (0:15.12)	1:11.06 [10] (0:12.16)	0:58.90 [11] (0:12.81)	0:46.10 [10] (0:12.46)	0:33.63 [8] (0:11.40)	0:22.24 [8] (0:10.73)	0:11.50 [9] (0:11.50)
Average Speed [km/h]	48.6	59.3	56.8	57.9	63.2	67.1	62.7
Top Speed [km/h]	62.5	62.5	58.6	59.7	66.8	67.7	65.8
Avg. Dist. to Rail [m]	7.5	2.6	1.9	0.6	0.4	2.2	4.0
Avg. Stride Freq. [Hz]	2.3	2.3	2.3	2.3	2.4	2.5	2.4
Avg. Stride Length [m]	6.3	7.3	7.0	7.2	7.3	7.7	7.5



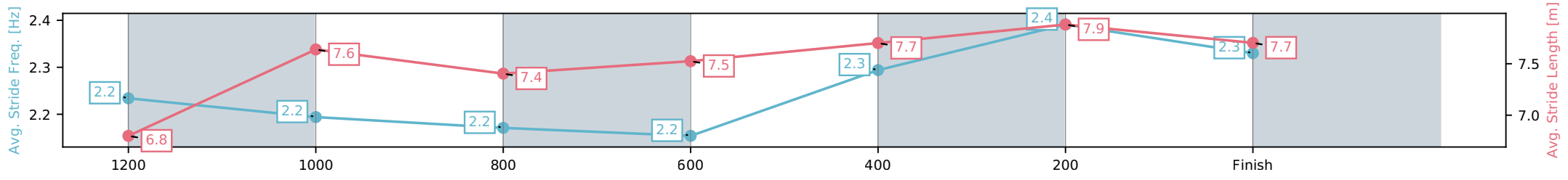
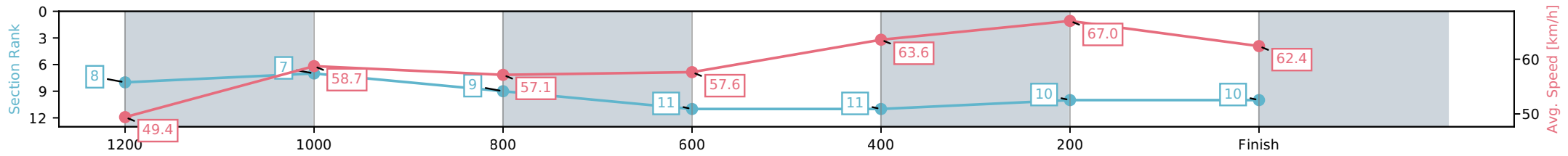
[ ] Ranking at each section and finish  
 -:-:- No data available at this section  
 NA No data available

Horse/Jockey Name	Zaher/Olivia Webb
Finish Rank	10
Fastest Section Time (Section)	0:10.74 (400-200)
Top Speed [km/h] (Section)	67.7 (400-200)
Race State	Finished



Track Rating: Good 4, Weather: Fine, Rail Position: +6.5m Entire Circuit

Section	L1400	L1200	L1000	L800	L600	L400	L200
Section Times	1:26.33 (0:14.85)	1:11.48 [7] (0:12.29)	0:59.18 [9] (0:12.81)	0:46.37 [11] (0:12.66)	0:33.71 [11] (0:11.47)	0:22.24 [10] (0:10.74)	0:11.49 [10] (0:11.49)
Average Speed [km/h]	49.4	58.7	57.1	57.6	63.6	67.0	62.4
Top Speed [km/h]	59.5	60.6	58.0	60.2	66.7	67.7	67.4
Avg. Dist. to Rail [m]	4.3	3.4	3.6	2.8	2.8	7.0	7.6
Avg. Stride Freq. [Hz]	2.2	2.2	2.2	2.2	2.3	2.4	2.3
Avg. Stride Length [m]	6.8	7.6	7.4	7.5	7.7	7.9	7.7



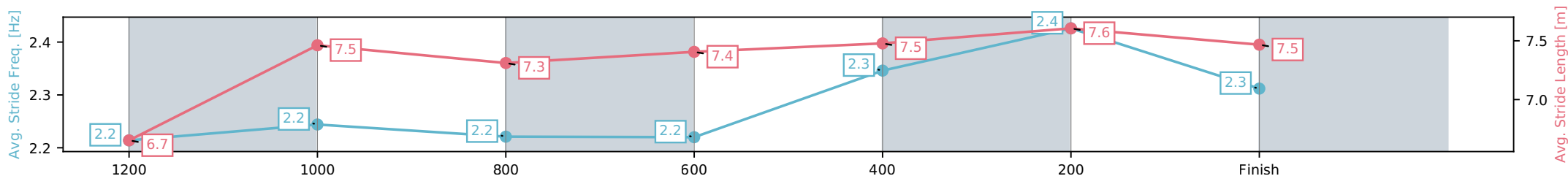
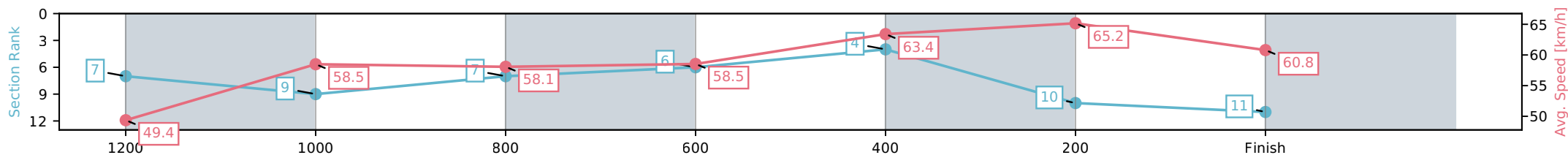
[ ] Ranking at each section and finish  
 -:-:- No data available at this section  
 NA No data available

Horse/Jockey Name	Captain Maverick/Jace McMurray
Finish Rank	11
Fastest Section Time (Section)	0:11.05 (400-200)
Top Speed [km/h] (Section)	66.9 (400-200)
Race State	Finished



Track Rating: Good 4, Weather: Fine, Rail Position: +6.5m Entire Circuit

Section	L1400	L1200	L1000	L800	L600	L400	L200
Section Times	1:26.52 (0:14.85)	1:11.67 [9] (0:12.37)	0:59.29 [7] (0:12.67)	0:46.62 [6] (0:12.43)	0:34.19 [4] (0:11.46)	0:22.74 [10] (0:11.05)	0:11.68 [11] (0:11.68)
Average Speed [km/h]	49.4	58.5	58.1	58.5	63.4	65.2	60.8
Top Speed [km/h]	59.7	60.8	60.3	59.6	65.8	66.9	63.2
Avg. Dist. to Rail [m]	5.6	5.0	4.4	2.6	1.7	4.3	6.7
Avg. Stride Freq. [Hz]	2.2	2.2	2.2	2.2	2.3	2.4	2.3
Avg. Stride Length [m]	6.7	7.5	7.3	7.4	7.5	7.6	7.5



- [ ] Ranking at each section and finish
- :-:- No data available at this section
- NA No data available



# Eagle Farm QLD

Race 9: LADBROKES OWNERS PROMOTION QTIS Three-Year-Old Handicap \*\*\* Weights raised 1kg\*\*\*  
- 1200m

04 April 2026 - 5:04PM



BRISBANE  
RACING CLUB

Track Rating: Good 4, Weather: Fine, Rail Position: +6.5m Entire Circuit

Field Times (Race Tempo)                      1:09.50    0:56.15    0:45.32    0:34.12    0:22.89    0:11.58  
(0:13.35)    (0:10.83)    (0:11.20)    (0:11.22)    (0:11.31)    (0:11.58)

Rank	TAB#	Horse	Overall Time	First 400m	Top Speed km/h (Section)	L1200	L1000	L800	L600	L400	L200		
	(BAR#)	Jockey	Margin (DT-W)	Last 600m	Fastest Section (Time)	Start - 1000	1000 - 800	800 - 600	600 - 400	400 - 200	200 - Finish		
1	3	The Wheelbarrow	1:09.50	0:25.48	68.1 (400-200)	1:09.50	0:55.33 [7]	0:44.02 [8]	0:33.12 [7]	0:22.15 [7]	0:11.41 [6]		
	(2)	Michael Rodd		0:33.12	400-200 (0:10.74)	(0:14.17)	(0:11.31)	(0:10.90)	(0:10.97)	(0:10.74)	(0:11.41)		
2	16	Youre Not The King	1:09.52	0:24.86	67.2 (400-200)	1:09.52	0:55.72 [4]	0:44.66 [4]	0:33.56 [4]	0:22.38 [4]	0:11.50 [4]		
	(8)	Angela Jones	0.1L (-13)	0:33.56	400-200 (0:10.88)	(0:13.80)	(0:11.06)	(0:11.10)	(0:11.18)	(0:10.88)	(0:11.50)		
3	1	Spanish Treasure	1:09.57	0:25.16	66.9 (400-200)	1:09.57	0:55.59 [6]	0:44.41 [6]	0:33.45 [6]	0:22.37 [5]	0:11.49 [5]		
	(3)	Ryan Maloney	0.4L (-12)	0:33.45	400-200 (0:10.88)	(0:13.98)	(0:11.18)	(0:10.95)	(0:11.08)	(0:10.88)	(0:11.49)		
4	2	Brave Monarch	1:09.60	0:25.56	68.1 (400-200)	1:09.60	0:55.29 [9]	0:44.04 [9]	0:33.14 [9]	0:22.23 [8]	0:11.41 [7]		
	(9)	Martin Harley	0.6L (-18)	0:33.14	400-200 (0:10.81)	(0:14.31)	(0:11.25)	(0:10.90)	(0:10.92)	(0:10.81)	(0:11.41)		
5	11	Boss Mode	1:10.14	0:24.74	67.2 (800-600)	1:10.14	0:56.53 [3]	0:45.41 [3]	0:34.40 [3]	0:23.40 [3]	0:12.22 [1]		
	(5)	Cejay Graham	3.8L (-4)	0:34.40	600-400 (0:11.00)	(0:13.61)	(0:11.13)	(0:11.01)	(0:11.00)	(0:11.18)	(0:12.22)		
6	5	He's Tru Blue	1:10.33	0:25.80	68.0 (800-600)	1:10.33	0:55.79 [10]	0:44.53 [10]	0:33.69 [10]	0:22.60 [10]	0:11.61 [8]		
	(10)	Ben Thompson	4.9L (-18)	0:33.69	800-600 (0:10.84)	(0:14.54)	(0:11.26)	(0:10.84)	(0:11.09)	(0:10.99)	(0:11.61)		
7	7	Hunter's Mate	1:10.41	0:24.46	67.8 (1000-800)	1:10.41	0:56.90 [2]	0:45.94 [2]	0:34.94 [2]	0:23.80 [1]	0:12.41 [3]		
	(6)	Damien Thornton	5.3L (-19)	0:34.94	1000-800 (0:10.95)	(0:13.51)	(0:10.95)	(0:11.00)	(0:11.14)	(0:11.39)	(0:12.41)		
8	4	Dr Farthing	1:10.70	0:24.18	68.6 (1200 - 1000)	1:10.70	0:57.35 [1]	0:46.52 [1]	0:35.32 [1]	0:24.02 [2]	0:12.71 [2]		
	(1)	Mark Du Plessis	7.1L (-20)	0:35.32	1000-800 (0:10.83)	(0:13.35)	(0:10.83)	(0:11.20)	(0:11.30)	(0:11.31)	(0:12.71)		
9	6	The Pool Boy	1:10.96	0:25.43	66.9 (600-400)	1:10.96	0:56.76 [8]	0:45.53 [7]	0:34.53 [8]	0:23.44 [9]	0:12.19 [9]		
	(7)	Jace McMurray	8.6L (-19)	0:34.52	800-600 (0:11.00)	(0:14.20)	(0:11.23)	(0:11.00)	(0:11.09)	(0:11.24)	(0:12.19)		
10	12	Summation	1:11.21	0:25.03	66.6 (1000-800)	1:11.21	0:57.31 [5]	0:46.18 [5]	0:35.13 [5]	0:23.87 [6]	0:12.37 [10]		
	(4)	Daniel Moor	10.1L (-18)	0:35.12	800-600 (0:11.06)	(0:13.90)	(0:11.13)	(0:11.06)	(0:11.26)	(0:11.49)	(0:12.37)		

Scratched: Galactic Star (#8), Vivika (#9), Wootten Hyde (#10), Another Cashie (#13), Cryptic Beauty (#14), Better Sweet (#15), Ave Cantare (#17)

Report Created: Sat 04 April 2026

(Note: Races are conducted over an approximate distance as close as possible to the advertised distance, and recorded data may vary accordingly. Official times refer to race times only and do not include handicap times.)

[ ] Position in running at each section and finish    TAB#    Saddle cloth number

-:--:-- No data available at this section

NA No data available

DNT Did not track

BAR# Barrier/Gate Position

DNF Did not finish

DT-W Distance travelled compared to winner in metres

Fastest split

Fastest section

Horse/Jockey Name	The Wheelbarrow/Michael Rodd
Finish Rank	1
Fastest Section Time (Section)	0:10.74 (400-200)
Top Speed [km/h] (Section)	68.1 (400-200)
Race State	Finished



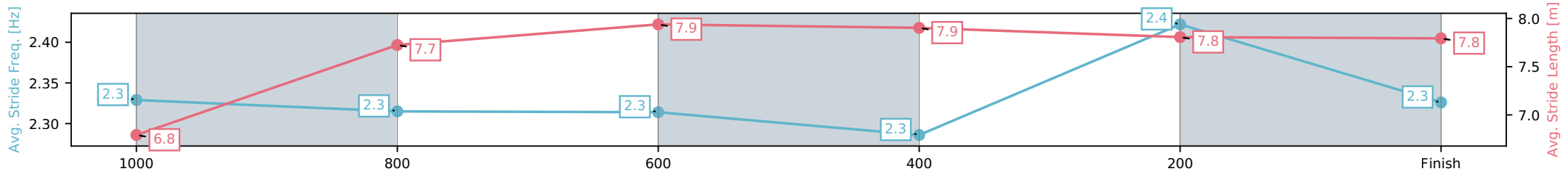
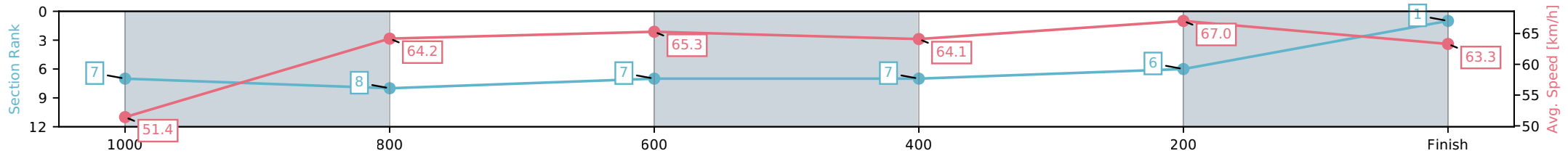
Eagle Farm QLD --Professional-2026-04-04  
 Race 9: LADBROKES OWNERS PROMOTION QTIS Three-Year-Old Handicap \*\*\* Weights raised 1kg\*\*\* - 1200m



04 April 2026 - 5:04PM

Track Rating: Good 4, Weather: Fine, Rail Position: +6.5m Entire Circuit

Section	L1200	L1000	L800	L600	L400	L200
Section Times	1:09.50 (0:14.17)	0:55.33 [8] (0:11.31)	0:44.02 [7] (0:10.90)	0:33.12 [7] (0:10.97)	0:22.15 [6] (0:10.74)	0:11.41 [1] (0:11.41)
Average Speed [km/h]	51.4	64.2	65.3	64.1	67.0	63.3
Top Speed [km/h]	63.5	65.6	66.2	65.1	68.1	65.2
Avg. Dist. to Rail [m]	2.5	1.7	2.8	4.6	2.7	1.4
Avg. Stride Freq. [Hz]	2.3	2.3	2.3	2.3	2.4	2.3
Avg. Stride Length [m]	6.8	7.7	7.9	7.9	7.8	7.8



[ ] Ranking at each section and finish  
 -:-:- No data available at this section  
 NA No data available

Horse/Jockey Name	Youre Not The King/Angela Jones
Finish Rank	2
Fastest Section Time (Section)	0:10.88 (400-200)
Top Speed [km/h] (Section)	67.2 (400-200)
Race State	Finished



Eagle Farm QLD --Professional-2026-04-04

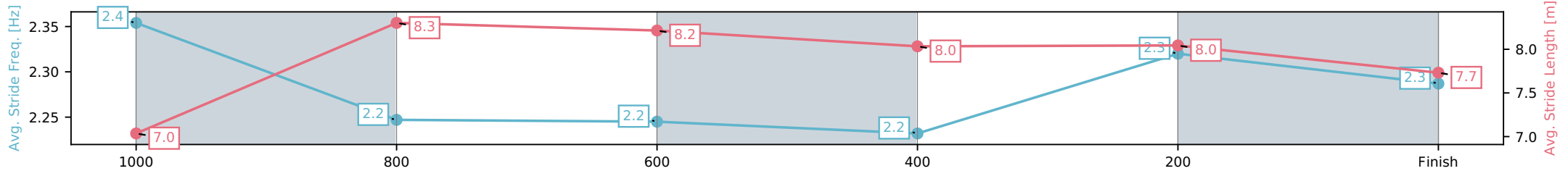
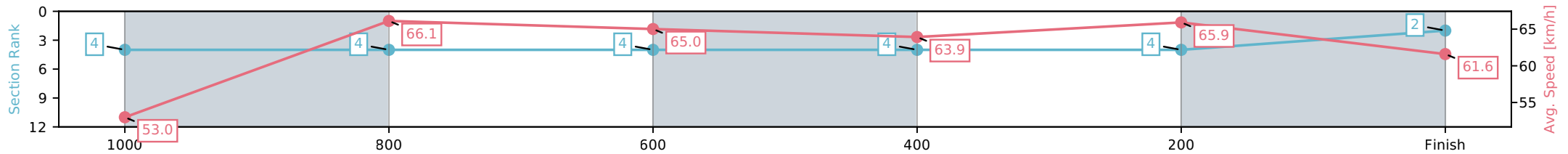
Race 9: LADBROKES OWNERS PROMOTION QTIS Three-Year-Old Handicap \*\*\* Weights raised 1kg\*\*\* - 1200m

04 April 2026 - 5:04PM

Track Rating: Good 4, Weather: Fine, Rail Position: +6.5m Entire Circuit



Section	L1200	L1000	L800	L600	L400	L200
Section Times	1:09.52 (0:13.80)	0:55.72 [4] (0:11.06)	0:44.66 [4] (0:11.10)	0:33.56 [4] (0:11.18)	0:22.38 [4] (0:10.88)	0:11.50 [2] (0:11.50)
Average Speed [km/h]	53.0	66.1	65.0	63.9	65.9	61.6
Top Speed [km/h]	67.0	67.1	65.4	66.4	67.2	64.1
Avg. Dist. to Rail [m]	7.5	3.2	0.9	1.9	0.8	3.1
Avg. Stride Freq. [Hz]	2.4	2.2	2.2	2.2	2.3	2.3
Avg. Stride Length [m]	7.0	8.3	8.2	8.0	8.0	7.7



- [ ] Ranking at each section and finish
- :-:- No data available at this section
- NA No data available

Horse/Jockey Name	Spanish Treasure/Ryan Maloney
Finish Rank	3
Fastest Section Time (Section)	0:10.88 (400-200)
Top Speed [km/h] (Section)	66.9 (400-200)
Race State	Finished



Eagle Farm QLD --Professional-2026-04-04

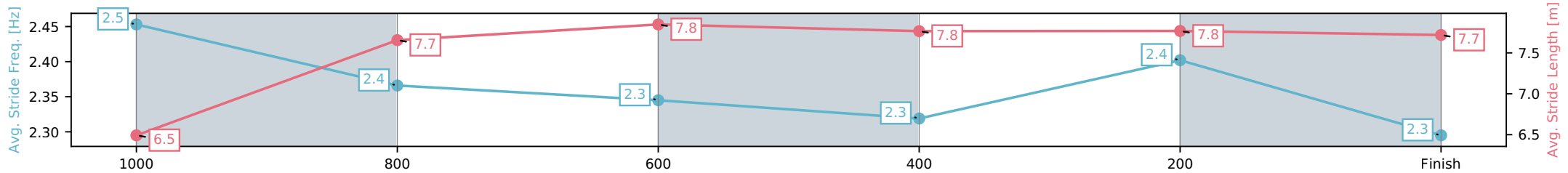
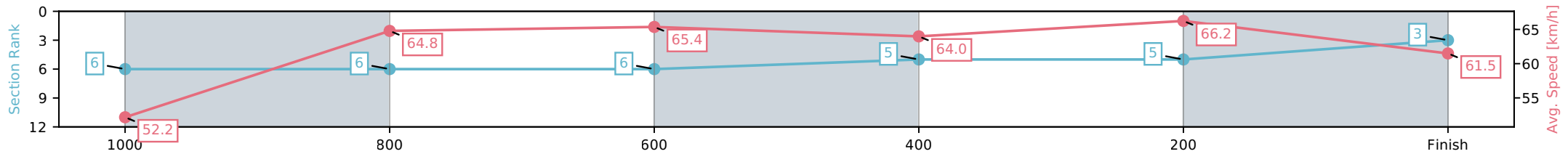
Race 9: LADBROKES OWNERS PROMOTION QTIS Three-Year-Old Handicap \*\*\* Weights raised 1kg\*\*\* - 1200m

04 April 2026 - 5:04PM

Track Rating: Good 4, Weather: Fine, Rail Position: +6.5m Entire Circuit



Section	L1200	L1000	L800	L600	L400	L200
Section Times	1:09.57 (0:13.98)	0:55.59 [6] (0:11.18)	0:44.41 [6] (0:10.95)	0:33.45 [5] (0:11.08)	0:22.37 [5] (0:10.88)	0:11.49 [3] (0:11.49)
Average Speed [km/h]	52.2	64.8	65.4	64.0	66.2	61.5
Top Speed [km/h]	64.8	65.6	65.8	64.9	66.9	64.2
Avg. Dist. to Rail [m]	3.0	1.2	1.1	2.9	0.5	2.9
Avg. Stride Freq. [Hz]	2.5	2.4	2.3	2.3	2.4	2.3
Avg. Stride Length [m]	6.5	7.7	7.8	7.8	7.8	7.7



- [ ] Ranking at each section and finish
- :-:- No data available at this section
- NA No data available

Horse/Jockey Name	Brave Monarch/Martin Harley
Finish Rank	4
Fastest Section Time (Section)	0:10.81 (400-200)
Top Speed [km/h] (Section)	68.1 (400-200)
Race State	Finished



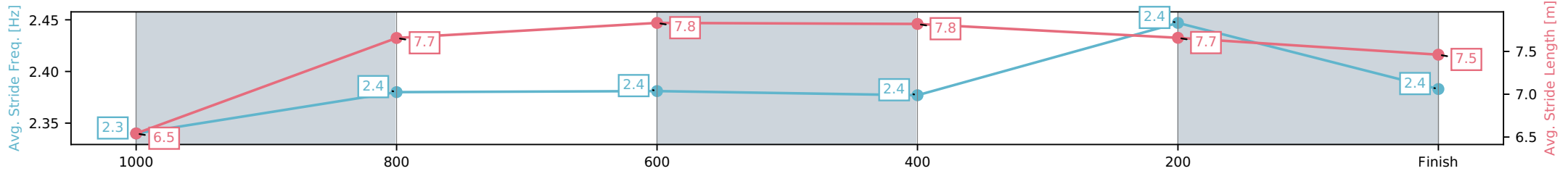
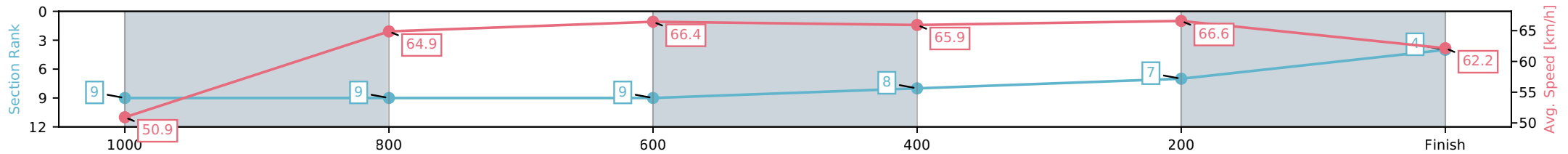
Eagle Farm QLD --Professional-2026-04-04  
 Race 9: LADBROKES OWNERS PROMOTION QTIS Three-Year-Old Handicap \*\*\* Weights raised 1kg\*\*\* - 1200m



04 April 2026 - 5:04PM

Track Rating: Good 4, Weather: Fine, Rail Position: +6.5m Entire Circuit

Section	L1200	L1000	L800	L600	L400	L200
Section Times	1:09.60 (0:14.31)	0:55.29 [9] (0:11.25)	0:44.04 [9] (0:10.90)	0:33.14 [8] (0:10.92)	0:22.23 [7] (0:10.81)	0:11.41 [4] (0:11.41)
Average Speed [km/h]	50.9	64.9	66.4	65.9	66.6	62.2
Top Speed [km/h]	64.2	66.4	68.0	66.8	68.1	64.9
Avg. Dist. to Rail [m]	6.3	2.7	1.4	0.5	4.2	6.4
Avg. Stride Freq. [Hz]	2.3	2.4	2.4	2.4	2.4	2.4
Avg. Stride Length [m]	6.5	7.7	7.8	7.8	7.7	7.5



- [ ] Ranking at each section and finish
- :-:- No data available at this section
- NA No data available

Horse/Jockey Name	Boss Mode/Cejay Graham
Finish Rank	5
Fastest Section Time (Section)	0:11.00 (600-400)
Top Speed [km/h] (Section)	67.2 (800-600)
Race State	Finished



Eagle Farm QLD --Professional-2026-04-04

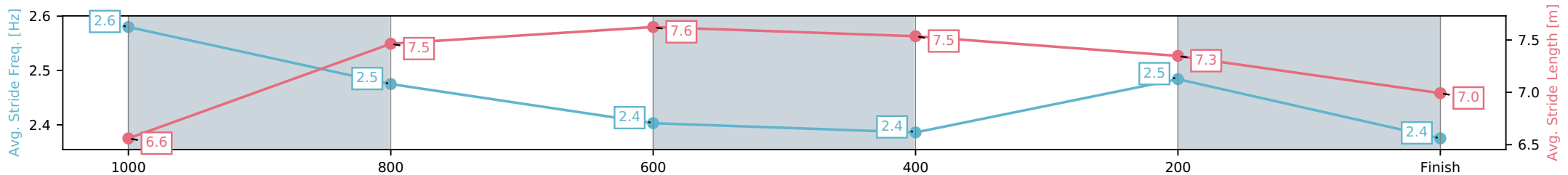
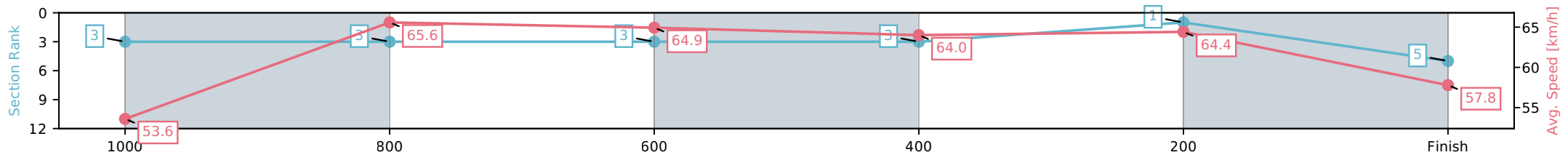
Race 9: LADBROKES OWNERS PROMOTION QTIS Three-Year-Old Handicap \*\*\* Weights raised 1kg\*\*\* - 1200m

04 April 2026 - 5:04PM

Track Rating: Good 4, Weather: Fine, Rail Position: +6.5m Entire Circuit



Section	L1200	L1000	L800	L600	L400	L200
Section Times	1:10.14 (0:13.61)	0:56.53 [3] (0:11.13)	0:45.41 [3] (0:11.01)	0:34.40 [3] (0:11.00)	0:23.40 [1] (0:11.18)	0:12.22 [5] (0:12.22)
Average Speed [km/h]	53.6	65.6	64.9	64.0	64.4	57.8
Top Speed [km/h]	67.1	67.0	67.2	65.9	66.6	62.5
Avg. Dist. to Rail [m]	4.8	2.8	1.6	4.6	1.2	0.8
Avg. Stride Freq. [Hz]	2.6	2.5	2.4	2.4	2.5	2.4
Avg. Stride Length [m]	6.6	7.5	7.6	7.5	7.3	7.0



- [ ] Ranking at each section and finish
- :-:- No data available at this section
- NA No data available

Horse/Jockey Name	He's Tru Blue/Ben Thompson
Finish Rank	6
Fastest Section Time (Section)	0:10.84 (800-600)
Top Speed [km/h] (Section)	68.0 (800-600)
Race State	Finished



Eagle Farm QLD --Professional-2026-04-04

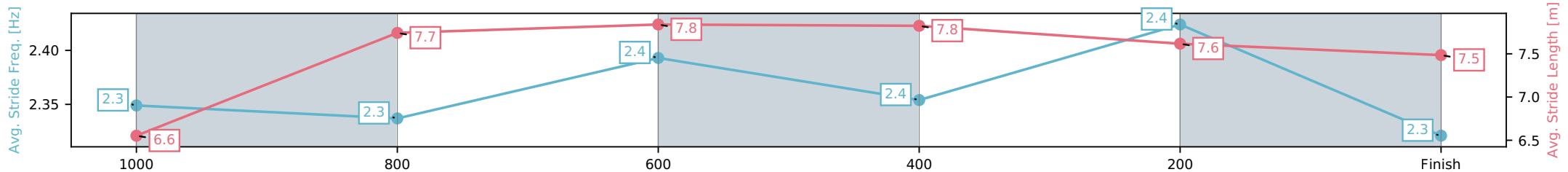
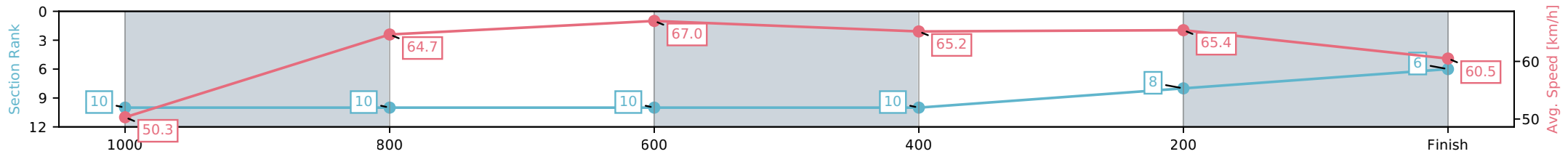
Race 9: LADBROKES OWNERS PROMOTION QTIS Three-Year-Old Handicap \*\*\* Weights raised 1kg\*\*\* - 1200m

04 April 2026 - 5:04PM

Track Rating: Good 4, Weather: Fine, Rail Position: +6.5m Entire Circuit



Section	L1200	L1000	L800	L600	L400	L200
Section Times	1:10.33 (0:14.54)	0:55.79 [10] (0:11.26)	0:44.53 [10] (0:10.84)	0:33.69 [10] (0:11.09)	0:22.60 [8] (0:10.99)	0:11.61 [6] (0:11.61)
Average Speed [km/h]	50.3	64.7	67.0	65.2	65.4	60.5
Top Speed [km/h]	64.1	65.7	68.0	66.8	66.0	63.9
Avg. Dist. to Rail [m]	6.2	2.2	2.1	0.8	3.2	4.6
Avg. Stride Freq. [Hz]	2.3	2.3	2.4	2.4	2.4	2.3
Avg. Stride Length [m]	6.6	7.7	7.8	7.8	7.6	7.5

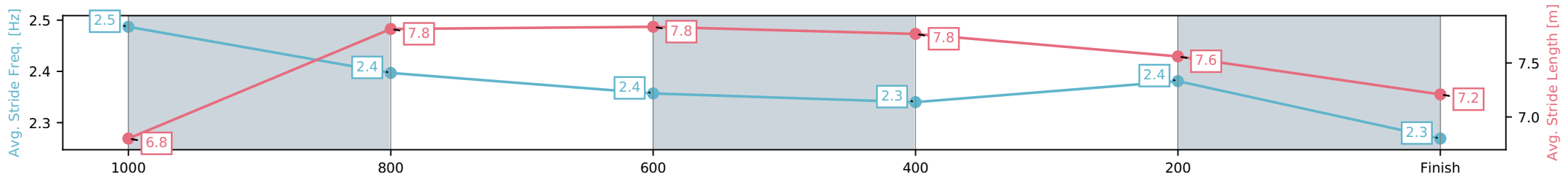
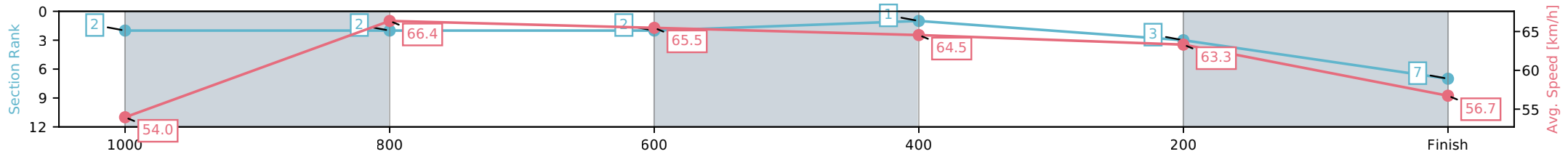


- [ ] Ranking at each section and finish
- :-:- No data available at this section
- NA No data available

Horse/Jockey Name	Hunter's Mate/Damien Thornton
Finish Rank	7
Fastest Section Time (Section)	0:10.95 (1000-800)
Top Speed [km/h] (Section)	67.8 (1000-800)
Race State	Finished



Section	L1200	L1000	L800	L600	L400	L200
Section Times	1:10.41 (0:13.51)	0:56.90 [2] (0:10.95)	0:45.94 [2] (0:11.00)	0:34.94 [1] (0:11.14)	0:23.80 [3] (0:11.39)	0:12.41 [7] (0:12.41)
Average Speed [km/h]	54.0	66.4	65.5	64.5	63.3	56.7
Top Speed [km/h]	67.2	67.8	66.9	65.7	66.1	60.6
Avg. Dist. to Rail [m]	6.2	1.7	0.5	0.6	1.6	2.9
Avg. Stride Freq. [Hz]	2.5	2.4	2.4	2.3	2.4	2.3
Avg. Stride Length [m]	6.8	7.8	7.8	7.8	7.6	7.2

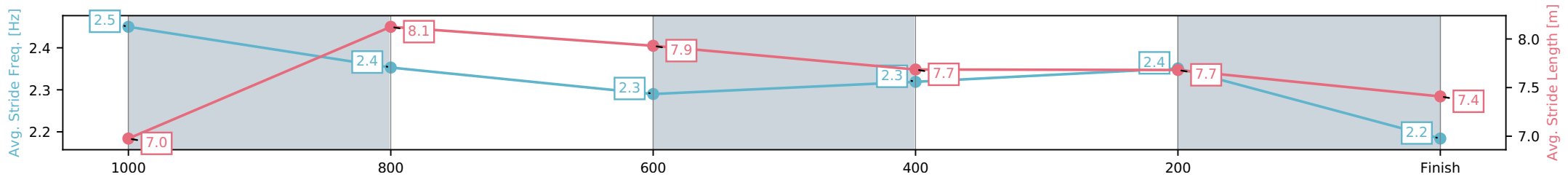
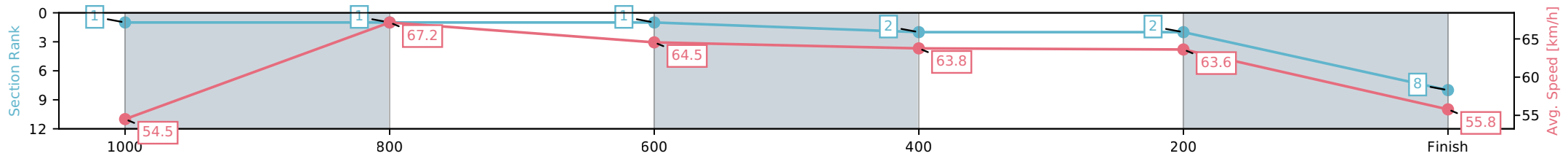


- [ ] Ranking at each section and finish
- :-:- No data available at this section
- NA No data available

Horse/Jockey Name	Dr Farthing/Mark Du Plessis
Finish Rank	8
Fastest Section Time (Section)	0:10.83 (1000-800)
Top Speed [km/h] (Section)	68.6 (1200 - 1000)
Race State	Finished



Section	L1200	L1000	L800	L600	L400	L200
Section Times	1:10.70 (0:13.35)	0:57.35 [1] (0:10.83)	0:46.52 [1] (0:11.20)	0:35.32 [2] (0:11.30)	0:24.02 [2] (0:11.31)	0:12.71 [8] (0:12.71)
Average Speed [km/h]	54.5	67.2	64.5	63.8	63.6	55.8
Top Speed [km/h]	68.6	68.0	65.6	64.6	65.2	60.6
Avg. Dist. to Rail [m]	2.3	1.6	1.0	0.3	1.3	1.2
Avg. Stride Freq. [Hz]	2.5	2.4	2.3	2.3	2.4	2.2
Avg. Stride Length [m]	7.0	8.1	7.9	7.7	7.7	7.4



- [ ] Ranking at each section and finish
- :-:- No data available at this section
- NA No data available

Horse/Jockey Name	The Pool Boy/Jace McMurray
Finish Rank	9
Fastest Section Time (Section)	0:11.00 (800-600)
Top Speed [km/h] (Section)	66.9 (600-400)
Race State	Finished



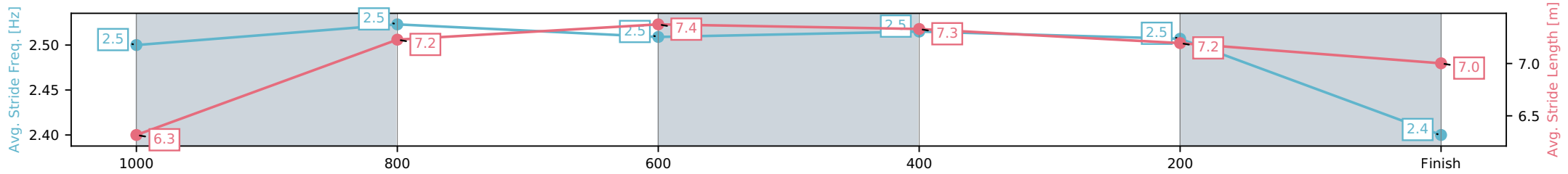
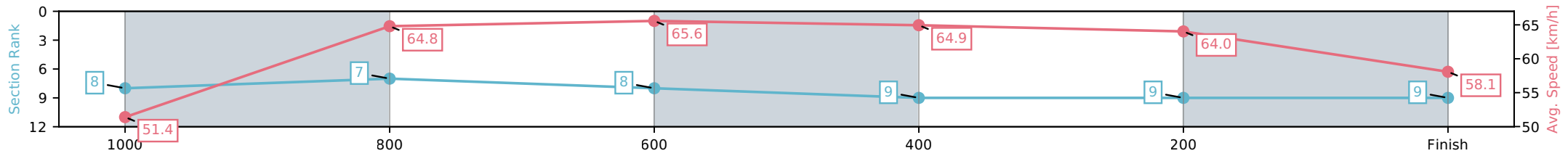
Eagle Farm QLD --Professional-2026-04-04  
 Race 9: LADBROKES OWNERS PROMOTION QTIS Three-Year-Old Handicap \*\*\* Weights raised 1kg\*\*\* - 1200m



04 April 2026 - 5:04PM

Track Rating: Good 4, Weather: Fine, Rail Position: +6.5m Entire Circuit

Section	L1200	L1000	L800	L600	L400	L200
Section Times	1:10.96 (0:14.20)	0:56.76 [7] (0:11.23)	0:45.53 [8] (0:11.00)	0:34.53 [9] (0:11.09)	0:23.44 [9] (0:11.24)	0:12.19 [9] (0:12.19)
Average Speed [km/h]	51.4	64.8	65.6	64.9	64.0	58.1
Top Speed [km/h]	64.5	66.6	66.2	66.9	65.5	62.3
Avg. Dist. to Rail [m]	6.3	2.2	0.7	1.2	7.2	7.4
Avg. Stride Freq. [Hz]	2.5	2.5	2.5	2.5	2.5	2.4
Avg. Stride Length [m]	6.3	7.2	7.4	7.3	7.2	7.0

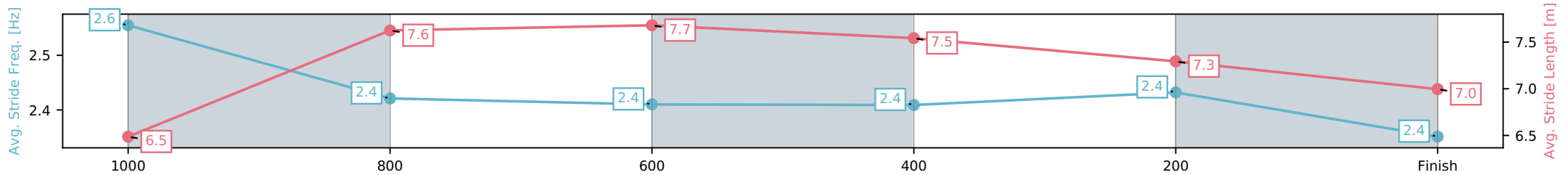
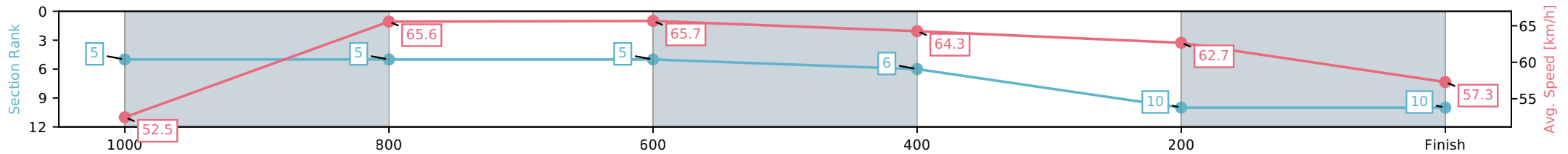


[ ] Ranking at each section and finish  
 -:-:- No data available at this section  
 NA No data available

Horse/Jockey Name	Summation/Daniel Moor
Finish Rank	10
Fastest Section Time (Section)	0:11.06 (800-600)
Top Speed [km/h] (Section)	66.6 (1000-800)
Race State	Finished



Section	L1200	L1000	L800	L600	L400	L200
Section Times	1:11.21 (0:13.90)	0:57.31 [5] (0:11.13)	0:46.18 [5] (0:11.06)	0:35.13 [6] (0:11.26)	0:23.87 [10] (0:11.49)	0:12.37 [10] (0:12.37)
Average Speed [km/h]	52.5	65.6	65.7	64.3	62.7	57.3
Top Speed [km/h]	65.9	66.6	66.4	64.7	64.1	60.5
Avg. Dist. to Rail [m]	4.5	2.5	1.5	1.4	5.7	5.6
Avg. Stride Freq. [Hz]	2.6	2.4	2.4	2.4	2.4	2.4
Avg. Stride Length [m]	6.5	7.6	7.7	7.5	7.3	7.0



- [ ] Ranking at each section and finish
- :-:- No data available at this section
- NA No data available