



# Ladbrokes Cannon Park QLD -

Race 1: MAGIC MILLIONS/ROB KOCH MEMORIAL/FNQ UP & COMING STAYERS BENCHMARK 65  
Handicap - 1500m  
04 April 2026 - 10:25AM



Track Rating: Heavy 10, Weather: Fine, Rail Position: True Entire Circuit

Field Times (Race Tempo)	1:31.66 (0:07.60)	1:24.06 (0:11.10)	1:12.97 (0:10.93)	1:02.03 (0:11.77)	0:50.27 (0:12.29)	0:37.97 (0:12.60)	0:25.37 (0:12.75)	0:12.62 (0:12.62)
-----------------------------	----------------------	----------------------	----------------------	----------------------	----------------------	----------------------	----------------------	----------------------

Rank	TAB# (BAR#)	Horse Jockey	Overall Time Margin (DT-W)	First 400m Last 600m	Top Speed km/h (Section) Fastest Section (Time)	L1500	L1400	L1200	L1000	L800	L600	L400	L200
						Start - 1400	1400 - 1200	1200 - 1000	1000 - 800	800 - 600	600 - 400	400 - 200	200 - Finish
1	4	The Honey Badger	1:31.66	0:25.04	64.7 (1200-1000)	1:31.66	1:23.65 [6]	1:12.26 [6]	1:01.05 [6]	0:49.34 [6]	0:37.40 [5]	0:24.97 [5]	0:12.62 [1]
	(3)	Girish Goomany		0:37.39	1200-1000 (0:11.22)	(0:08.01)	(0:11.39)	(0:11.22)	(0:11.70)	(0:11.95)	(0:12.43)	(0:12.34)	(0:12.62)
2	3	Manhattan's	1:32.18	0:24.84	65.3 (1400-1200)	1:32.18	1:24.32 [5]	1:13.02 [5]	1:01.70 [5]	0:49.98 [5]	0:37.92 [5]	0:25.49 [4]	0:12.80 [5]
	(1)	Lauren Guernier	3.0L (+1)	0:37.92	1400-1200 (0:11.30)	(0:07.86)	(0:11.30)	(0:11.31)	(0:11.72)	(0:12.06)	(0:12.43)	(0:12.69)	(0:12.80)
3	1	Misterkipchoge	1:32.23	0:24.73	66.0 (1400-1200)	1:32.23	1:24.40 [4]	1:13.14 [3]	1:01.87 [3]	0:50.15 [3]	0:38.19 [2]	0:25.70 [3]	0:12.96 [3]
	(2)	Aidan Holt	3.4L (-1)	0:38.18	1400-1200 (0:11.26)	(0:07.84)	(0:11.26)	(0:11.26)	(0:11.73)	(0:11.96)	(0:12.49)	(0:12.73)	(0:12.96)
4	6	Merry Old Soul	1:32.62	0:24.72	65.9 (1400-1200)	1:32.62	1:24.82 [3]	1:13.50 [4]	1:02.22 [4]	0:50.52 [4]	0:38.55 [4]	0:25.93 [5]	0:13.16 [6]
	(6)	Krysten Swaffer	5.6L (-2)	0:38.55	1200-1000 (0:11.28)	(0:07.80)	(0:11.31)	(0:11.28)	(0:11.70)	(0:11.97)	(0:12.62)	(0:12.77)	(0:13.16)
5	5	Miss Shu	1:32.66	0:24.57	66.8 (1200-1000)	1:32.66	1:24.91 [2]	1:13.71 [2]	1:02.49 [2]	0:50.70 [2]	0:38.62 [3]	0:26.22 [2]	0:13.51 [2]
	(5)	Lacey Morrison	5.9L (+3)	0:38.61	1400-1200 (0:11.20)	(0:07.75)	(0:11.20)	(0:11.23)	(0:11.78)	(0:12.09)	(0:12.39)	(0:12.71)	(0:13.51)
6	7	Irish Gift	1:33.52	0:24.17	66.8 (1200-1000)	1:33.52	1:25.92 [1]	1:14.83 [1]	1:03.89 [1]	0:52.12 [1]	0:39.83 [1]	0:27.23 [1]	0:14.22 [4]
	(4)	Chelsea Jokic	10.9L (+8)	0:39.84	1200-1000 (0:10.93)	(0:07.60)	(0:11.10)	(0:10.93)	(0:11.77)	(0:12.29)	(0:12.60)	(0:13.02)	(0:14.22)

Scratched: Joe's Giggle (#2)

- [ ] Position in running at each section and finish
- :--:-- No data available at this section
- NA No data available
- DNT Did not track
- TAB# Saddle cloth number
- BAR# Barrier/Gate Position
- DNF Did not finish
- DT-W Distance travelled compared to winner in metres

- Fastest split
- Fastest section

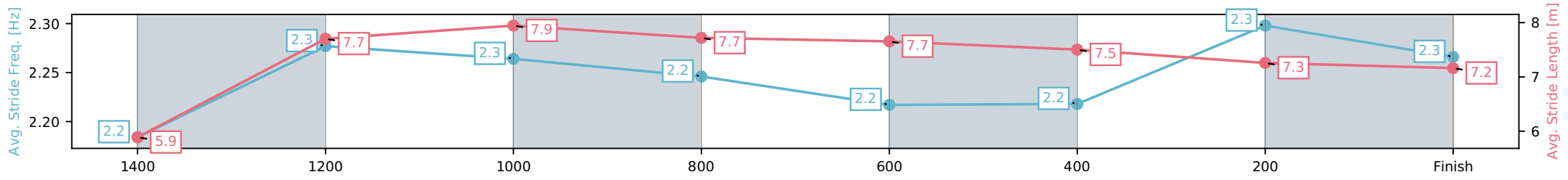
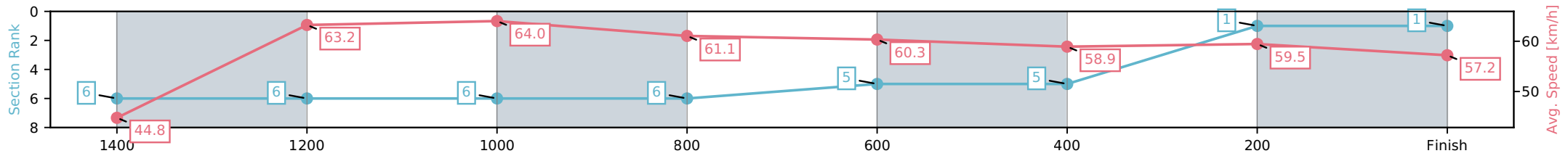
Horse/Jockey Name	The Honey Badger/Girish Goomany
Finish Rank	1
Fastest Section Time (Section)	0:11.22 (1200-1000)
Top Speed [km/h] (Section)	64.7 (1200-1000)
Race State	Finished



Ladbrokes Cannon Park QLD  
 Race 1: MAGIC MILLIONS/ROB KOCH MEMORIAL/FNQ UP & COMING STAYERS BENCHMARK 65 Handicap - 1500m  
 04 April 2026 - 10:25AM  
 Track Rating: Heavy 10, Weather: Fine, Rail Position: True Entire Circuit



Section	L1500	L1400	L1200	L1000	L800	L600	L400	L200
Section Times	1:31.66 (0:08.01)	1:23.65 [6] (0:11.39)	1:12.26 [6] (0:11.22)	1:01.05 [6] (0:11.70)	0:49.34 [5] (0:11.95)	0:37.40 [5] (0:12.43)	0:24.97 [1] (0:12.34)	0:12.62 [1] (0:12.62)
Average Speed [km/h]	44.8	63.2	64.0	61.1	60.3	58.9	59.5	57.2
Top Speed [km/h]	59.1	64.5	64.7	62.7	61.8	60.3	60.8	58.6
Avg. Dist. to Rail [m]	1.8	0.6	0.5	1.1	2.1	2.9	8.0	12.5
Avg. Stride Freq. [Hz]	2.2	2.3	2.3	2.2	2.2	2.2	2.3	2.3
Avg. Stride Length [m]	5.9	7.7	7.9	7.7	7.7	7.5	7.3	7.2



[ ] Ranking at each section and finish  
 -:-:- No data available at this section  
 NA No data available

Horse/Jockey Name	Manhattan's/Lauren Guernier
Finish Rank	2
Fastest Section Time (Section)	0:11.30 (1400-1200)
Top Speed [km/h] (Section)	65.3 (1400-1200)
Race State	Finished



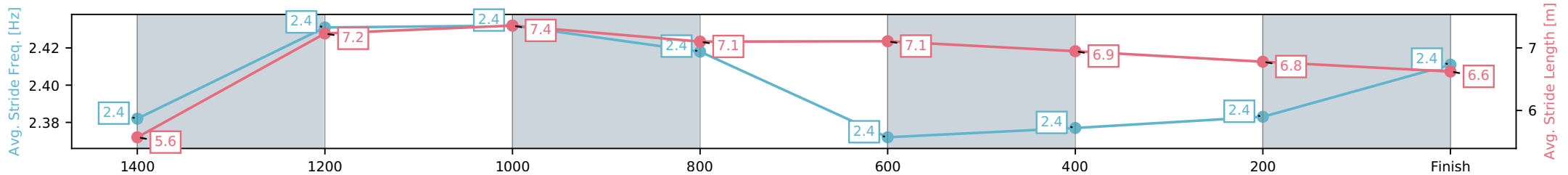
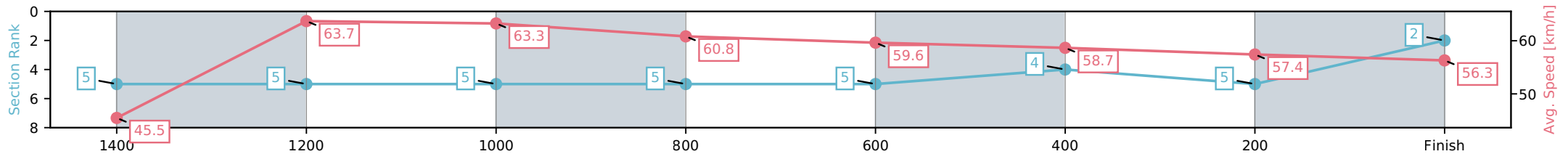
Ladbroke's Cannon Park QLD  
 Race 1: MAGIC MILLIONS/ROB KOCH MEMORIAL/FNQ UP & COMING STAYERS BENCHMARK 65 Handicap - 1500m



04 April 2026 - 10:25AM

Track Rating: Heavy 10, Weather: Fine, Rail Position: True Entire Circuit

Section	L1500	L1400	L1200	L1000	L800	L600	L400	L200
Section Times	1:32.18 (0:07.86)	1:24.32 [5] (0:11.30)	1:13.02 [5] (0:11.31)	1:01.70 [5] (0:11.72)	0:49.98 [5] (0:12.06)	0:37.92 [4] (0:12.43)	0:25.49 [5] (0:12.69)	0:12.80 [2] (0:12.80)
Average Speed [km/h]	45.5	63.7	63.3	60.8	59.6	58.7	57.4	56.3
Top Speed [km/h]	58.9	65.3	64.7	62.6	60.4	60.2	58.9	58.0
Avg. Dist. to Rail [m]	0.8	1.4	1.4	1.4	1.4	1.9	4.7	5.4
Avg. Stride Freq. [Hz]	2.4	2.4	2.4	2.4	2.4	2.4	2.4	2.4
Avg. Stride Length [m]	5.6	7.2	7.4	7.1	7.1	6.9	6.8	6.6



- [ ] Ranking at each section and finish
- :-:- No data available at this section
- NA No data available

Horse/Jockey Name	Misterkipchoge/Aidan Holt
Finish Rank	3
Fastest Section Time (Section)	0:11.26 (1400-1200)
Top Speed [km/h] (Section)	66.0 (1400-1200)
Race State	Finished



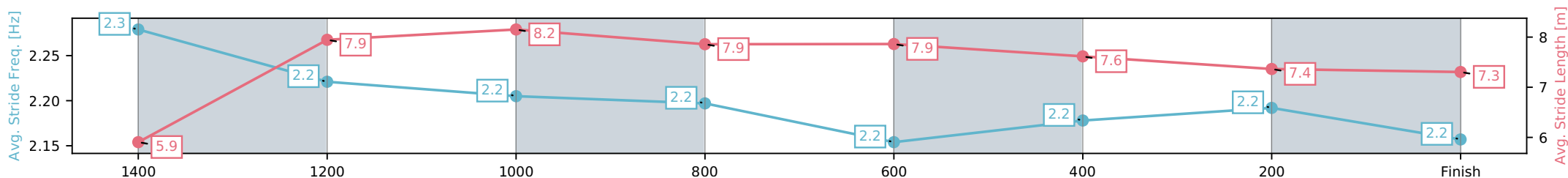
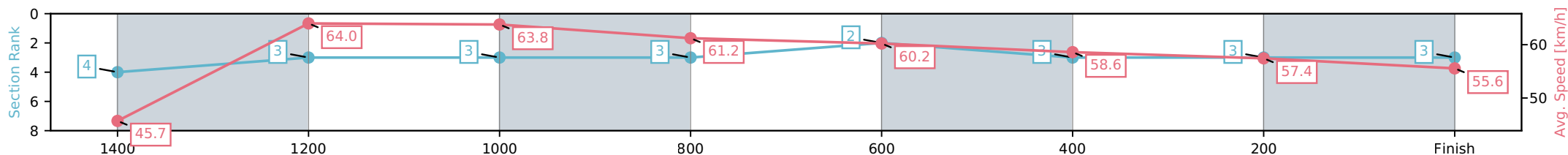
Ladbroke's Cannon Park QLD  
 Race 1: MAGIC MILLIONS/ROB KOCH MEMORIAL/FNQ UP & COMING STAYERS BENCHMARK 65 Handicap - 1500m



04 April 2026 - 10:25AM

Track Rating: Heavy 10, Weather: Fine, Rail Position: True Entire Circuit

Section	L1500	L1400	L1200	L1000	L800	L600	L400	L200
Section Times	1:32.23 (0:07.84)	1:24.40 [3] (0:11.26)	1:13.14 [3] (0:11.26)	1:01.87 [3] (0:11.73)	0:50.15 [2] (0:11.96)	0:38.19 [3] (0:12.49)	0:25.70 [3] (0:12.73)	0:12.96 [3] (0:12.96)
Average Speed [km/h]	45.7	64.0	63.8	61.2	60.2	58.6	57.4	55.6
Top Speed [km/h]	60.2	66.0	64.8	63.2	60.6	60.3	58.0	57.5
Avg. Dist. to Rail [m]	0.6	0.4	0.5	0.9	2.2	2.8	6.6	8.9
Avg. Stride Freq. [Hz]	2.3	2.2	2.2	2.2	2.2	2.2	2.2	2.2
Avg. Stride Length [m]	5.9	7.9	8.2	7.9	7.9	7.6	7.4	7.3



[ ] Ranking at each section and finish  
 -:-:- No data available at this section  
 NA No data available

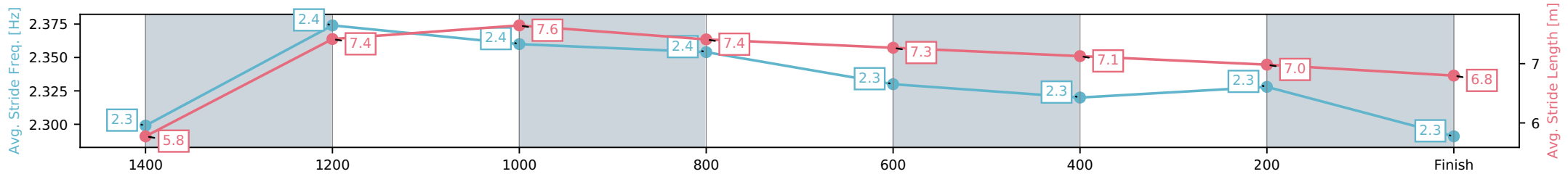
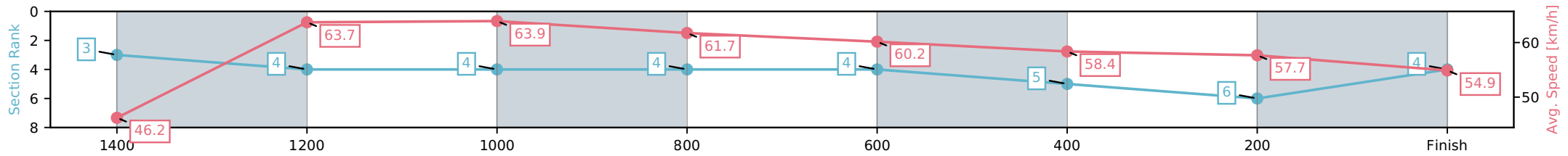
Horse/Jockey Name	Merry Old Soul/Krysten Swaffer
Finish Rank	4
Fastest Section Time (Section)	0:11.28 (1200-1000)
Top Speed [km/h] (Section)	65.9 (1400-1200)
Race State	Finished



Ladbrokes Cannon Park QLD  
 Race 1: MAGIC MILLIONS/ROB KOCH MEMORIAL/FNQ UP & COMING STAYERS BENCHMARK 65 Handicap - 1500m  
 04 April 2026 - 10:25AM  
 Track Rating: Heavy 10, Weather: Fine, Rail Position: True Entire Circuit



Section	L1500	L1400	L1200	L1000	L800	L600	L400	L200
Section Times	1:32.62 (0:07.80)	1:24.82 [4] (0:11.31)	1:13.50 [4] (0:11.28)	1:02.22 [4] (0:11.70)	0:50.52 [4] (0:11.97)	0:38.55 [5] (0:12.62)	0:25.93 [6] (0:12.77)	0:13.16 [4] (0:13.16)
Average Speed [km/h]	46.2	63.7	63.9	61.7	60.2	58.4	57.7	54.9
Top Speed [km/h]	58.5	65.9	64.9	63.3	60.6	60.0	58.9	56.6
Avg. Dist. to Rail [m]	4.6	1.7	1.0	1.0	3.1	3.7	9.3	11.8
Avg. Stride Freq. [Hz]	2.3	2.4	2.4	2.4	2.3	2.3	2.3	2.3
Avg. Stride Length [m]	5.8	7.4	7.6	7.4	7.3	7.1	7.0	6.8



Report Created: Sat 04 April 2026 (Note: Timing is based on positional data)

[ ] Ranking at each section and finish  
 -:-:- No data available at this section  
 NA No data available

Horse/Jockey Name	Miss Shu/Lacey Morrison
Finish Rank	5
Fastest Section Time (Section)	0:11.20 (1400-1200)
Top Speed [km/h] (Section)	66.8 (1200-1000)
Race State	Finished



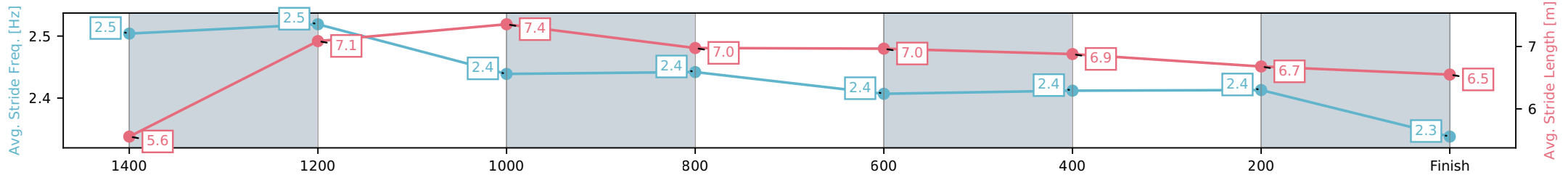
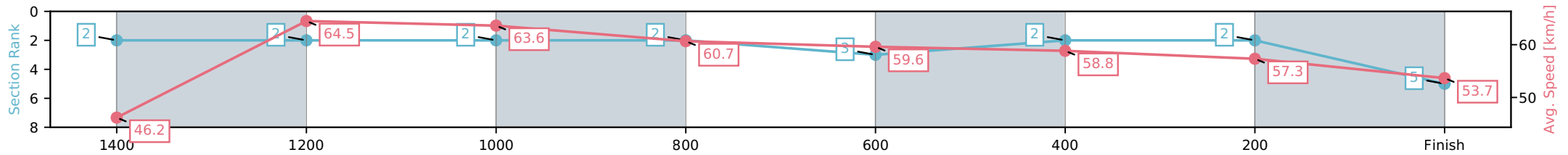
Ladbrokes Cannon Park QLD  
 Race 1: MAGIC MILLIONS/ROB KOCH MEMORIAL/FNQ UP &  
 COMING STAYERS BENCHMARK 65 Handicap - 1500m



04 April 2026 - 10:25AM

Track Rating: Heavy 10, Weather: Fine, Rail Position: True Entire Circuit

Section	L1500	L1400	L1200	L1000	L800	L600	L400	L200
Section Times	1:32.66 (0:07.75)	1:24.91 [2] (0:11.20)	1:13.71 [2] (0:11.23)	1:02.49 [2] (0:11.78)	0:50.70 [3] (0:12.09)	0:38.62 [2] (0:12.39)	0:26.22 [2] (0:12.71)	0:13.51 [5] (0:13.51)
Average Speed [km/h]	46.2	64.5	63.6	60.7	59.6	58.8	57.3	53.7
Top Speed [km/h]	59.8	66.4	66.8	61.7	60.4	60.3	57.7	56.5
Avg. Dist. to Rail [m]	1.0	1.6	1.0	1.1	0.8	2.0	5.6	7.1
Avg. Stride Freq. [Hz]	2.5	2.5	2.4	2.4	2.4	2.4	2.4	2.3
Avg. Stride Length [m]	5.6	7.1	7.4	7.0	7.0	6.9	6.7	6.5



- [ ] Ranking at each section and finish
- :-:- No data available at this section
- NA No data available

Horse/Jockey Name	Irish Gift/Chelsea Jokic
Finish Rank	6
Fastest Section Time (Section)	0:10.93 (1200-1000)
Top Speed [km/h] (Section)	66.8 (1200-1000)
Race State	Finished



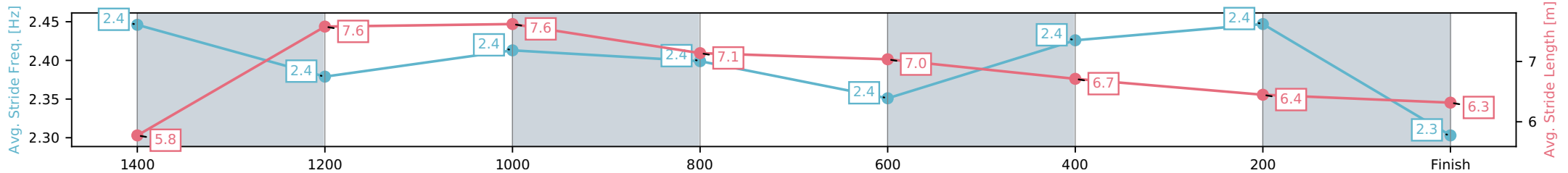
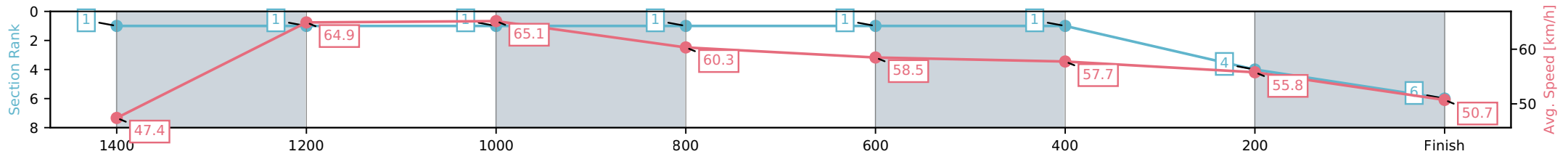
Ladbroke's Cannon Park QLD  
 Race 1: MAGIC MILLIONS/ROB KOCH MEMORIAL/FNQ UP &  
 COMING STAYERS BENCHMARK 65 Handicap - 1500m



04 April 2026 - 10:25AM

Track Rating: Heavy 10, Weather: Fine, Rail Position: True Entire Circuit

Section	L1500	L1400	L1200	L1000	L800	L600	L400	L200
Section Times	1:33.52 (0:07.60)	1:25.92 [1] (0:11.10)	1:14.83 [1] (0:10.93)	1:03.89 [1] (0:11.77)	0:52.12 [1] (0:12.29)	0:39.83 [1] (0:12.60)	0:27.23 [4] (0:13.02)	0:14.22 [6] (0:14.22)
Average Speed [km/h]	47.4	64.9	65.1	60.3	58.5	57.7	55.8	50.7
Top Speed [km/h]	61.2	65.9	66.8	63.1	59.9	58.3	56.7	54.1
Avg. Dist. to Rail [m]	0.7	2.6	2.4	2.1	0.9	1.4	4.0	6.5
Avg. Stride Freq. [Hz]	2.4	2.4	2.4	2.4	2.4	2.4	2.4	2.3
Avg. Stride Length [m]	5.8	7.6	7.6	7.1	7.0	6.7	6.4	6.3



- [ ] Ranking at each section and finish
- :-:- No data available at this section
- NA No data available



Ladbrokes Cannon Park QLD -  
 Race 2: RED BERET HOTEL BENCHMARK 60 Handicap - 950m  
 04 April 2026 - 11:00AM



Track Rating: Heavy 10, Weather: Overcast, Rail Position: True Entire Circuit

Field Times (Race Tempo)      0:56.31    0:46.89    0:36.63    0:25.05    0:12.78  
 (0:09.42)    (0:10.25)    (0:11.58)    (0:12.28)    (0:12.78)

Rank	TAB#	Horse	Overall Time	First 400m	Top Speed km/h (Section)	L950	L800	L600	L400	L200			
	(BAR#)	Jockey	Margin (DT-W)	Last 600m	Fastest Section (Time)	Start - 800	800 - 600	600 - 400	400 - 200	200 - Finish			
1	2	Devine Force	0:56.31	0:22.71	70.1 (800-600)	0:56.31	0:46.77 [3]	0:36.28 [3]	0:24.65 [5]	0:12.78 [1]			
	(5)	Lauren Guernier		0:36.28	800-600 (0:10.49)	(0:09.54)	(0:10.49)	(0:11.63)	(0:11.87)	(0:12.78)			
2	8	Threebrothers	0:56.61	0:22.74	69.6 (800-600)	0:56.61	0:46.95 [4]	0:36.51 [5]	0:25.19 [3]	0:12.70 [5]			
	(4)	Rachel Shred	1.8L (+3)	0:36.51	800-600 (0:10.44)	(0:09.66)	(0:10.44)	(0:11.32)	(0:12.49)	(0:12.70)			
3	3	Machine Head	0:56.68	0:22.50	70.6 (800-600)	0:56.68	0:47.15 [2]	0:36.83 [2]	0:25.30 [2]	0:13.05 [2]			
	(7)	Krysten Swaffer	2.2L (+6)	0:36.83	800-600 (0:10.32)	(0:09.53)	(0:10.32)	(0:11.53)	(0:12.25)	(0:13.05)			
4	1	Gamadale Nip	0:56.80	0:22.66	71.1 (800-600)	0:56.80	0:47.01 [6]	0:36.77 [4]	0:25.19 [4]	0:12.85 [6]			
	(9)	Samantha Pointon	2.9L (+8)	0:36.77	800-600 (0:10.24)	(0:09.79)	(0:10.24)	(0:11.58)	(0:12.34)	(0:12.85)			
5	9	Sharman Pete	0:56.96	0:23.43	68.6 (800-600)	0:56.96	0:46.77 [9]	0:36.19 [9]	0:24.74 [9]	0:12.87 [7]			
	(8)	Chelsea Jokic	3.9L (+4)	0:36.20	800-600 (0:10.57)	(0:10.19)	(0:10.57)	(0:11.46)	(0:11.87)	(0:12.87)			
6	6	Kitema	0:57.09	0:22.98	69.0 (800-600)	0:57.09	0:47.28 [7]	0:36.75 [7]	0:25.31 [6]	0:13.28 [3]			
	(1)	Shohei Kaya	4.6L (-2)	0:36.74	800-600 (0:10.52)	(0:09.81)	(0:10.52)	(0:11.44)	(0:12.02)	(0:13.28)			
7	4	Bella Bianca	0:57.59	0:23.15	68.3 (800-600)	0:57.59	0:47.75 [8]	0:37.16 [8]	0:25.56 [8]	0:13.43 [8]			
	(3)	Girish Goomany	7.5L (+0)	0:37.15	800-600 (0:10.59)	(0:09.84)	(0:10.59)	(0:11.59)	(0:12.13)	(0:13.43)			
8	10	Very Good	0:58.41	0:23.03	69.3 (800-600)	0:58.41	0:48.68 [5]	0:38.08 [6]	0:26.61 [7]	0:13.94 [9]			
	(6)	Lacey Morrison	12.3L (+1)	0:38.08	800-600 (0:10.61)	(0:09.72)	(0:10.61)	(0:11.47)	(0:12.67)	(0:13.94)			
9	7	Baggage Handler	0:59.44	0:22.34	71.6 (800-600)	0:59.44	0:50.02 [1]	0:39.76 [1]	0:28.18 [1]	0:15.62 [4]			
	(2)	Aidan Holt	18.4L (+1)	0:39.76	800-600 (0:10.25)	(0:09.42)	(0:10.25)	(0:11.58)	(0:12.56)	(0:15.62)			

Scratched: Tow The Line (#5)

Report Created: Sat 04 April 2026

(Note: Races are conducted over an approximate distance as close as possible to the advertised distance, and recorded data may vary accordingly. Official times refer to race times only and do not include handicap times.)

[ ] Position in running at each section and finish    TAB# Saddle cloth number  
 -:-:- No data available at this section    BAR# Barrier/Gate Position  
 NA No data available    DNF Did not finish  
 DNT Did not track    DT-W Distance travelled compared to winner in metres

Fastest split  
 Fastest section

Horse/Jockey Name	Devine Force/Lauren Guernier
Finish Rank	1
Fastest Section Time (Section)	0:10.49 (800-600)
Top Speed [km/h] (Section)	70.1 (800-600)
Race State	Finished



Ladbroke's Cannon Park QLD

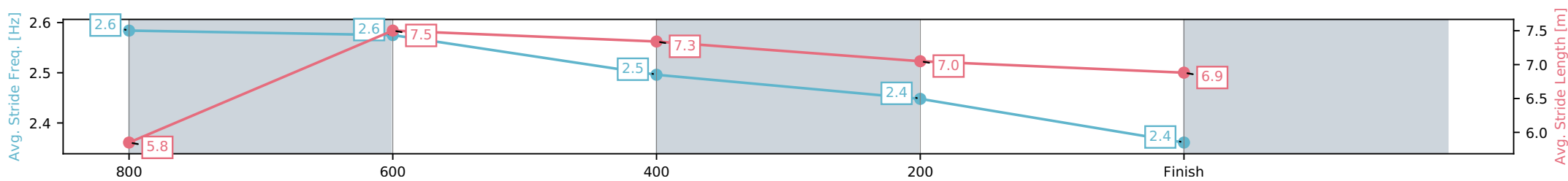
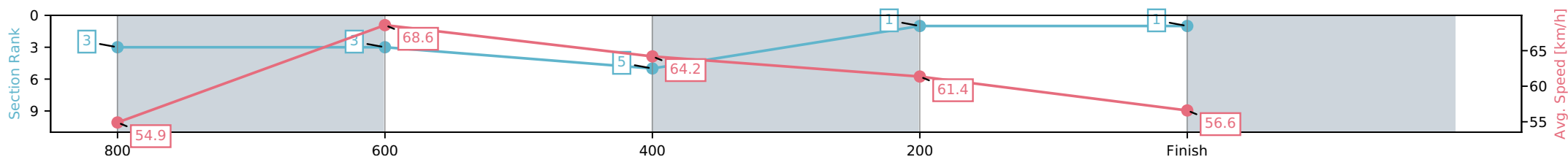
Race 2: RED BERET HOTEL BENCHMARK 60 Handicap - 950m

04 April 2026 - 11:00AM

Track Rating: Heavy 10, Weather: Overcast, Rail Position: True Entire Circuit



Section	L950	L800	L600	L400	L200
Section Times	0:56.31 (0:09.54)	0:46.77 [3] (0:10.49)	0:36.28 [5] (0:11.63)	0:24.65 [1] (0:11.87)	0:12.78 [1] (0:12.78)
Average Speed [km/h]	54.9	68.6	64.2	61.4	56.6
Top Speed [km/h]	68.3	70.1	67.3	62.7	59.9
Avg. Dist. to Rail [m]	7.1	7.6	6.6	5.7	9.8
Avg. Stride Freq. [Hz]	2.6	2.6	2.5	2.4	2.4
Avg. Stride Length [m]	5.8	7.5	7.3	7.0	6.9



- [ ] Ranking at each section and finish
- :-:- No data available at this section
- NA No data available

Horse/Jockey Name	Threebrothers/Rachel Shred
Finish Rank	2
Fastest Section Time (Section)	0:10.44 (800-600)
Top Speed [km/h] (Section)	69.6 (800-600)
Race State	Finished



Ladbroke's Cannon Park QLD

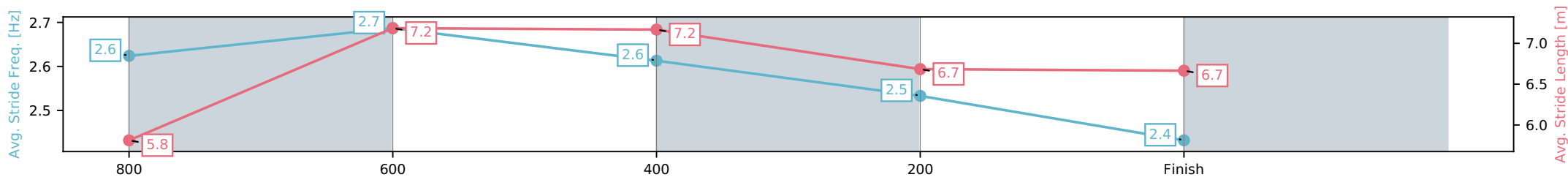
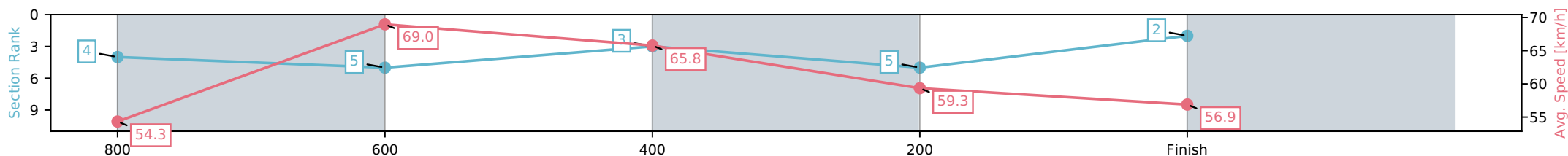
Race 2: RED BERET HOTEL BENCHMARK 60 Handicap - 950m

04 April 2026 - 11:00AM

Track Rating: Heavy 10, Weather: Overcast, Rail Position: True Entire Circuit



Section	L950	L800	L600	L400	L200
Section Times	0:56.61 (0:09.66)	0:46.95 [5] (0:10.44)	0:36.51 [3] (0:11.32)	0:25.19 [5] (0:12.49)	0:12.70 [2] (0:12.70)
Average Speed [km/h]	54.3	69.0	65.8	59.3	56.9
Top Speed [km/h]	67.0	69.6	68.8	64.1	59.0
Avg. Dist. to Rail [m]	5.8	6.8	5.9	12.2	13.1
Avg. Stride Freq. [Hz]	2.6	2.7	2.6	2.5	2.4
Avg. Stride Length [m]	5.8	7.2	7.2	6.7	6.7



- [ ] Ranking at each section and finish
- :-:- No data available at this section
- NA No data available

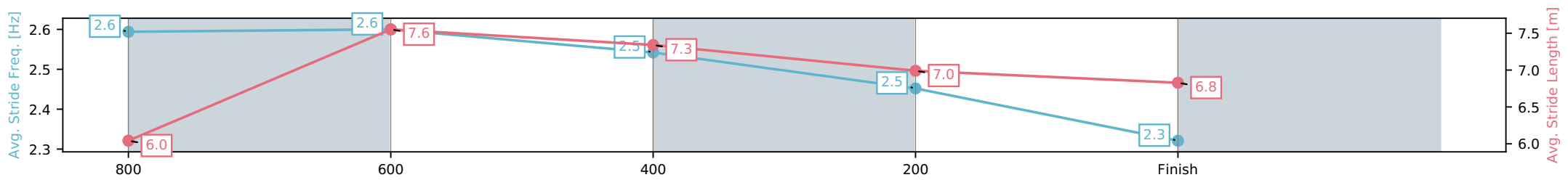
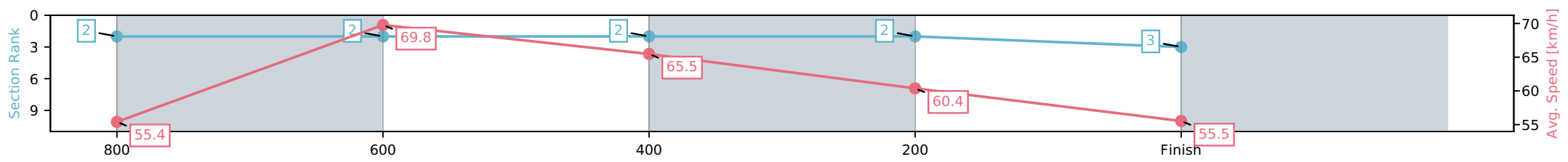
Horse/Jockey Name	Machine Head/Krysten Swaffer
Finish Rank	3
Fastest Section Time (Section)	0:10.32 (800-600)
Top Speed [km/h] (Section)	70.6 (800-600)
Race State	Finished



Ladbroke's Cannon Park QLD  
 Race 2: RED BERET HOTEL BENCHMARK 60 Handicap - 950m  
 04 April 2026 - 11:00AM  
 Track Rating: Heavy 10, Weather: Overcast, Rail Position: True Entire Circuit



Section	L950	L800	L600	L400	L200
Section Times	0:56.68 (0:09.53)	0:47.15 [2] (0:10.32)	0:36.83 [2] (0:11.53)	0:25.30 [2] (0:12.25)	0:13.05 [3] (0:13.05)
Average Speed [km/h]	55.4	69.8	65.5	60.4	55.5
Top Speed [km/h]	69.7	70.6	68.6	62.4	58.1
Avg. Dist. to Rail [m]	8.7	8.9	8.2	11.2	13.9
Avg. Stride Freq. [Hz]	2.6	2.6	2.5	2.5	2.3
Avg. Stride Length [m]	6.0	7.6	7.3	7.0	6.8



[ ] Ranking at each section and finish  
 -:-:- No data available at this section  
 NA No data available

Horse/Jockey Name	Gamadale Nip/Samantha Pointon
Finish Rank	4
Fastest Section Time (Section)	0:10.24 (800-600)
Top Speed [km/h] (Section)	71.1 (800-600)
Race State	Finished



Ladbroke's Cannon Park QLD

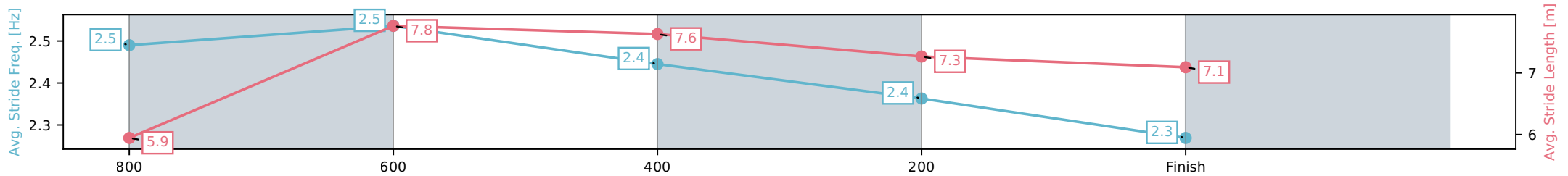
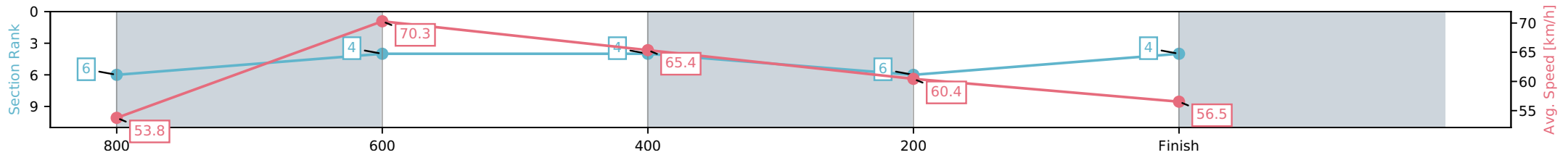
Race 2: RED BERET HOTEL BENCHMARK 60 Handicap - 950m

04 April 2026 - 11:00AM

Track Rating: Heavy 10, Weather: Overcast, Rail Position: True Entire Circuit



Section	L950	L800	L600	L400	L200
Section Times	0:56.80 (0:09.79)	0:47.01 [4] (0:10.24)	0:36.77 [4] (0:11.58)	0:25.19 [6] (0:12.34)	0:12.85 [4] (0:12.85)
Average Speed [km/h]	53.8	70.3	65.4	60.4	56.5
Top Speed [km/h]	68.9	71.1	69.5	63.4	58.1
Avg. Dist. to Rail [m]	10.6	8.8	8.3	13.4	15.9
Avg. Stride Freq. [Hz]	2.5	2.5	2.4	2.4	2.3
Avg. Stride Length [m]	5.9	7.8	7.6	7.3	7.1



- [ ] Ranking at each section and finish
- :-:- No data available at this section
- NA No data available

Horse/Jockey Name	Sharman Pete/Chelsea Jokic
Finish Rank	5
Fastest Section Time (Section)	0:10.57 (800-600)
Top Speed [km/h] (Section)	68.6 (800-600)
Race State	Finished



Ladbroke's Cannon Park QLD

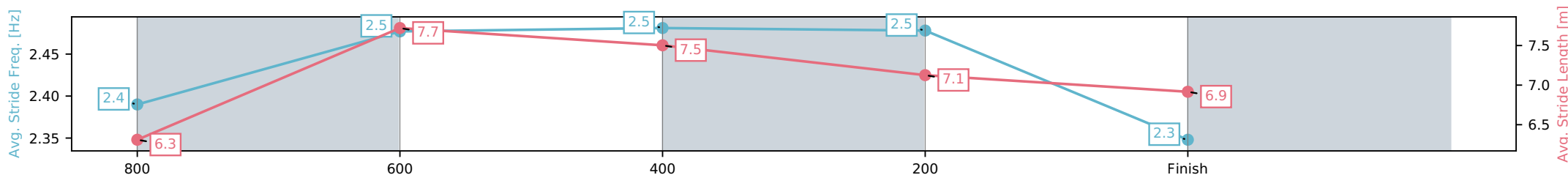
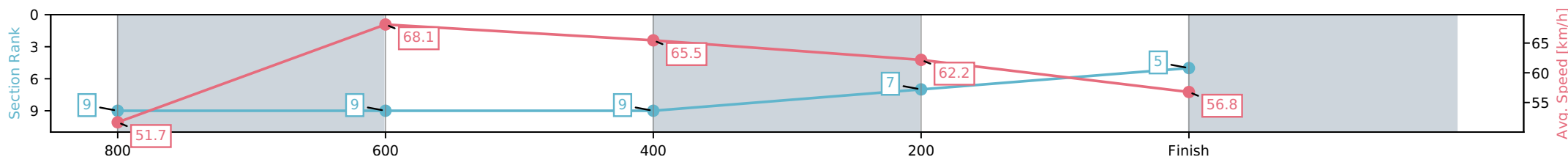
Race 2: RED BERET HOTEL BENCHMARK 60 Handicap - 950m

04 April 2026 - 11:00AM

Track Rating: Heavy 10, Weather: Overcast, Rail Position: True Entire Circuit



Section	L950	L800	L600	L400	L200
Section Times	0:56.96 (0:10.19)	0:46.77 [9] (0:10.57)	0:36.19 [9] (0:11.46)	0:24.74 [7] (0:11.87)	0:12.87 [5] (0:12.87)
Average Speed [km/h]	51.7	68.1	65.5	62.2	56.8
Top Speed [km/h]	67.1	68.6	67.8	63.4	58.7
Avg. Dist. to Rail [m]	9.3	8.4	7.1	9.7	12.4
Avg. Stride Freq. [Hz]	2.4	2.5	2.5	2.5	2.3
Avg. Stride Length [m]	6.3	7.7	7.5	7.1	6.9



- [ ] Ranking at each section and finish
- :-:- No data available at this section
- NA No data available

Horse/Jockey Name	Kitema/Shohei Kaya
Finish Rank	6
Fastest Section Time (Section)	0:10.52 (800-600)
Top Speed [km/h] (Section)	69.0 (800-600)
Race State	Finished



Ladbrokes Cannon Park QLD

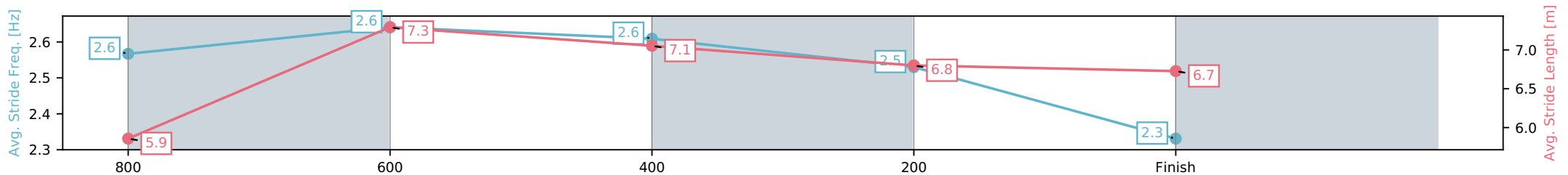
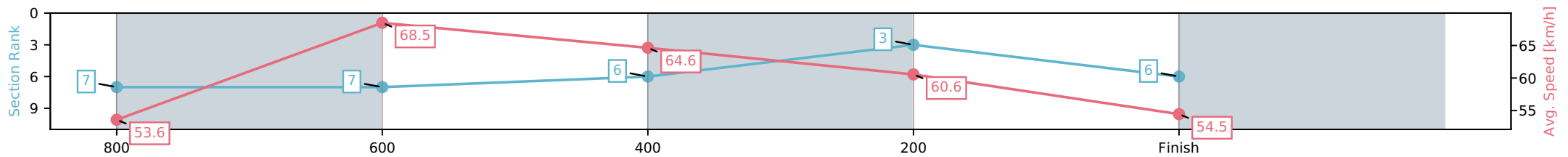
Race 2: RED BERET HOTEL BENCHMARK 60 Handicap - 950m

04 April 2026 - 11:00AM

Track Rating: Heavy 10, Weather: Overcast, Rail Position: True Entire Circuit



Section	L950	L800	L600	L400	L200
Section Times	0:57.09 (0:09.81)	0:47.28 [7] (0:10.52)	0:36.75 [6] (0:11.44)	0:25.31 [3] (0:12.02)	0:13.28 [6] (0:13.28)
Average Speed [km/h]	53.6	68.5	64.6	60.6	54.5
Top Speed [km/h]	68.4	69.0	68.1	63.5	59.5
Avg. Dist. to Rail [m]	3.1	3.1	4.6	4.9	7.6
Avg. Stride Freq. [Hz]	2.6	2.6	2.6	2.5	2.3
Avg. Stride Length [m]	5.9	7.3	7.1	6.8	6.7



[ ] Ranking at each section and finish  
 -:-:- No data available at this section  
 NA No data available

Horse/Jockey Name	Bella Bianca/Girish Goomany
Finish Rank	7
Fastest Section Time (Section)	0:10.59 (800-600)
Top Speed [km/h] (Section)	68.3 (800-600)
Race State	Finished



Ladbroke's Cannon Park QLD

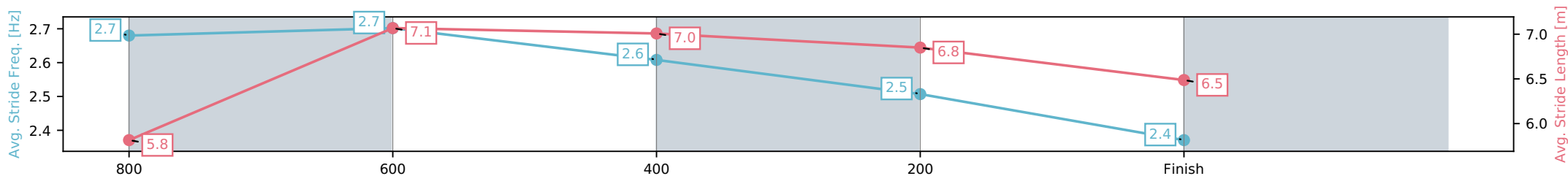
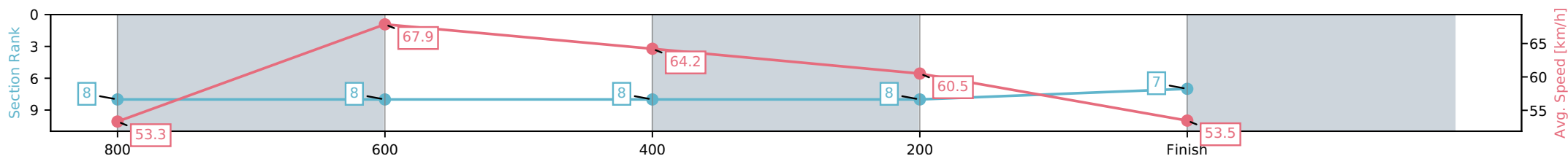
Race 2: RED BERET HOTEL BENCHMARK 60 Handicap - 950m

04 April 2026 - 11:00AM

Track Rating: Heavy 10, Weather: Overcast, Rail Position: True Entire Circuit



Section	L950	L800	L600	L400	L200
Section Times	0:57.59 (0:09.84)	0:47.75 [8] (0:10.59)	0:37.16 [8] (0:11.59)	0:25.56 [8] (0:12.13)	0:13.43 [7] (0:13.43)
Average Speed [km/h]	53.3	67.9	64.2	60.5	53.5
Top Speed [km/h]	67.4	68.3	67.0	62.3	56.5
Avg. Dist. to Rail [m]	5.1	5.1	5.5	9.6	12.5
Avg. Stride Freq. [Hz]	2.7	2.7	2.6	2.5	2.4
Avg. Stride Length [m]	5.8	7.1	7.0	6.8	6.5



[ ] Ranking at each section and finish  
 -:-:- No data available at this section  
 NA No data available

Horse/Jockey Name	Very Good/Lacey Morrison
Finish Rank	8
Fastest Section Time (Section)	0:10.61 (800-600)
Top Speed [km/h] (Section)	69.3 (800-600)
Race State	Finished



Ladbrokes Cannon Park QLD

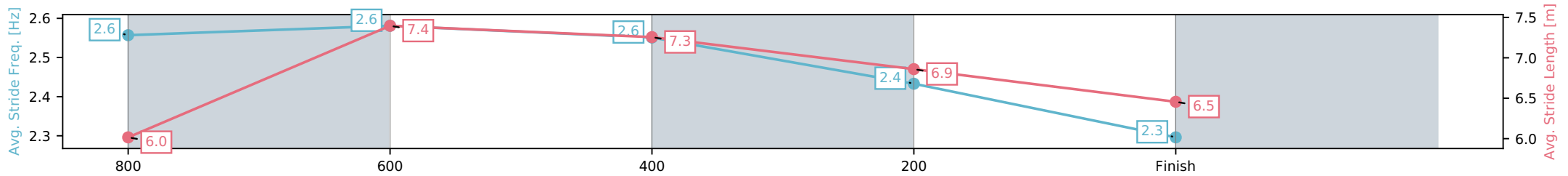
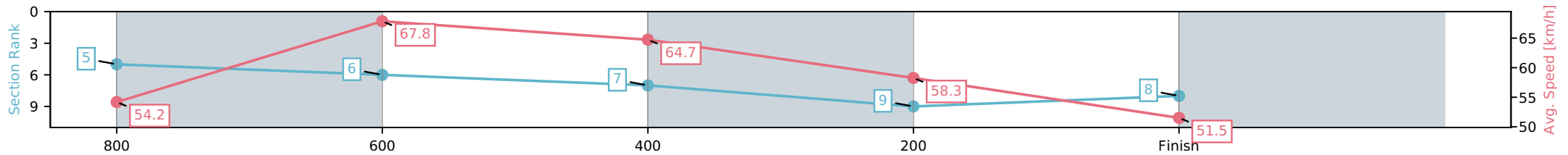
Race 2: RED BERET HOTEL BENCHMARK 60 Handicap - 950m

04 April 2026 - 11:00AM

Track Rating: Heavy 10, Weather: Overcast, Rail Position: True Entire Circuit



Section	L950	L800	L600	L400	L200
Section Times	0:58.41 (0:09.72)	0:48.68 [6] (0:10.61)	0:38.08 [7] (0:11.47)	0:26.61 [9] (0:12.67)	0:13.94 [8] (0:13.94)
Average Speed [km/h]	54.2	67.8	64.7	58.3	51.5
Top Speed [km/h]	68.5	69.3	68.3	61.3	54.8
Avg. Dist. to Rail [m]	7.2	6.7	5.3	8.8	8.3
Avg. Stride Freq. [Hz]	2.6	2.6	2.6	2.4	2.3
Avg. Stride Length [m]	6.0	7.4	7.3	6.9	6.5



- [ ] Ranking at each section and finish
- :-:- No data available at this section
- NA No data available

Horse/Jockey Name	Baggage Handler/Aidan Holt
Finish Rank	9
Fastest Section Time (Section)	0:10.25 (800-600)
Top Speed [km/h] (Section)	71.6 (800-600)
Race State	Finished



Ladbroke's Cannon Park QLD

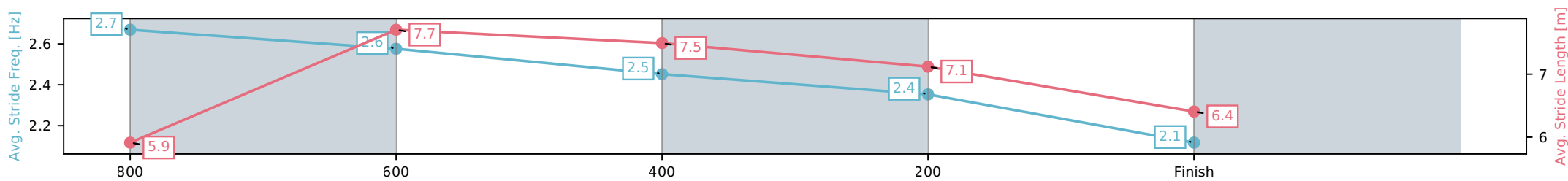
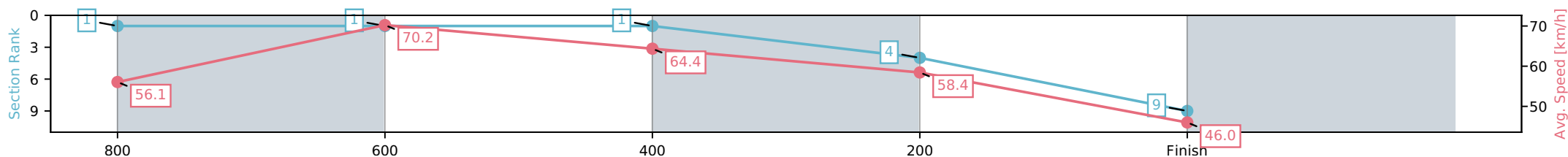
Race 2: RED BERET HOTEL BENCHMARK 60 Handicap - 950m

04 April 2026 - 11:00AM

Track Rating: Heavy 10, Weather: Overcast, Rail Position: True Entire Circuit



Section	L950	L800	L600	L400	L200
Section Times	0:59.44 (0:09.42)	0:50.02 [1] (0:10.25)	0:39.76 [1] (0:11.58)	0:28.18 [4] (0:12.56)	0:15.62 [9] (0:15.62)
Average Speed [km/h]	56.1	70.2	64.4	58.4	46.0
Top Speed [km/h]	70.7	71.6	68.3	61.3	54.3
Avg. Dist. to Rail [m]	4.5	6.2	5.8	8.8	11.6
Avg. Stride Freq. [Hz]	2.7	2.6	2.5	2.4	2.1
Avg. Stride Length [m]	5.9	7.7	7.5	7.1	6.4



[ ] Ranking at each section and finish  
 -:-:- No data available at this section  
 NA No data available



# Ladbrokes Cannon Park QLD -

Race 3: SHOEY MEMORIAL QTIS RATINGS BAND 0 - 50 Handicap - 1250m

04 April 2026 - 11:45AM

Track Rating: Heavy 10, Weather: Fine, Rail Position: True Entire Circuit



Field Times (Race Tempo)      1:17.06 (0:15.00)    1:02.06 (0:11.34)    0:50.72 (0:11.71)    0:39.01 (0:12.38)    0:26.63 (0:12.95)    0:13.68 (0:13.68)

Rank	TAB#	Horse	Overall Time	First 400m	Top Speed km/h (Section)	L1250	L1000	L800	L600	L400	L200		
	(BAR#)	Jockey	Margin (DT-W)	Last 600m	Fastest Section (Time)	Start - 1000	1000 - 800	800 - 600	600 - 400	400 - 200	200 - Finish		
1	4	Cyclone Coco	1:17.06	0:24.24	65.4 (1000-800)	1:17.06	1:01.21 [8]	0:49.92 [8]	0:38.18 [7]	0:25.92 [7]	0:13.10 [4]		
	(9)	Chelsea Jokic		0:38.19	1000-800 (0:11.29)	(0:15.85)	(0:11.29)	(0:11.74)	(0:12.27)	(0:12.82)	(0:13.10)		
2	7	Grey Power	1:17.17	0:23.45	67.7 (1250 - 1000)	1:17.17	1:02.17 [1]	0:50.83 [1]	0:39.12 [1]	0:26.74 [1]	0:13.79 [1]		
	(1)	Krysten Swaffer	0.6L (-7)	0:39.12	1000-800 (0:11.34)	(0:15.00)	(0:11.34)	(0:11.72)	(0:12.38)	(0:12.95)	(0:13.79)		
3	8	Geraldine's Wish	1:17.18	0:23.92	66.1 (1000-800)	1:17.18	1:01.58 [6]	0:50.37 [6]	0:38.65 [6]	0:26.36 [3]	0:13.68 [2]		
	(8)	Lacey Morrison	0.7L (-3)	0:38.66	1000-800 (0:11.21)	(0:15.60)	(0:11.21)	(0:11.72)	(0:12.29)	(0:12.69)	(0:13.68)		
4	1	War Council	1:17.33	0:23.71	66.3 (1250 - 1000)	1:17.33	1:02.01 [4]	0:50.70 [3]	0:39.04 [3]	0:26.64 [2]	0:13.69 [3]		
	(5)	Aidan Holt	1.6L (-4)	0:39.04	1000-800 (0:11.31)	(0:15.32)	(0:11.31)	(0:11.66)	(0:12.40)	(0:12.95)	(0:13.69)		
5	6	Fools Play	1:17.77	0:25.13	64.2 (1250 - 1000)	1:17.77	1:01.34 [9]	0:49.65 [9]	0:37.60 [9]	0:25.22 [9]	0:12.86 [9]		
	(6)	Girish Goomany	4.1L (-3)	0:37.60	1000-800 (0:11.69)	(0:16.43)	(0:11.69)	(0:12.06)	(0:12.38)	(0:12.36)	(0:12.86)		
6	2	Bombinate	1:17.87	0:24.01	66.1 (1250 - 1000)	1:17.87	1:02.26 [7]	0:50.88 [7]	0:38.92 [8]	0:26.24 [8]	0:13.44 [6]		
	(2)	Shohei Kaya	4.7L (-4)	0:38.92	1000-800 (0:11.37)	(0:15.62)	(0:11.37)	(0:11.97)	(0:12.67)	(0:12.81)	(0:13.44)		
7	10	Rose Of Athens	1:18.18	0:23.80	66.4 (1000-800)	1:18.18	1:02.75 [5]	0:51.49 [4]	0:39.67 [5]	0:27.18 [5]	0:13.98 [5]		
	(7)	Samantha Pointon	6.5L (+0)	0:39.66	1000-800 (0:11.26)	(0:15.43)	(0:11.26)	(0:11.82)	(0:12.48)	(0:13.20)	(0:13.98)		
8	3	Mohawk Warrior	1:19.54	0:23.50	67.5 (1250 - 1000)	1:19.54	1:04.42 [2]	0:53.11 [2]	0:41.39 [2]	0:28.68 [4]	0:15.07 [7]		
	(10)	Rachel Shred	14.6L (-5)	0:41.39	1000-800 (0:11.31)	(0:15.12)	(0:11.31)	(0:11.72)	(0:12.71)	(0:13.61)	(0:15.07)		
9	9	Isla Girl	1:19.89	0:23.80	70.3 (1250 - 1000)	1:19.89	1:04.60 [3]	0:53.17 [5]	0:41.53 [4]	0:28.84 [6]	0:15.21 [8]		
	(3)	Lauren Guernier	16.6L (-4)	0:41.53	1000-800 (0:11.43)	(0:15.28)	(0:11.43)	(0:11.64)	(0:12.69)	(0:13.63)	(0:15.21)		

Scratched: Lucky Jim (#5), Blondie's Secret (#11)

Report Created: Sat 04 April 2026

(Note: Races are conducted over an approximate distance as close as possible to the advertised distance, and recorded data may vary accordingly. Official times refer to race times only and do not include handicap times.)

[ ] Position in running at each section and finish    TAB# Saddle cloth number  
 -:-:- No data available at this section    BAR# Barrier/Gate Position  
 NA No data available    DNF Did not finish  
 DNT Did not track    DT-W Distance travelled compared to winner in metres

Fastest split  
 Fastest section

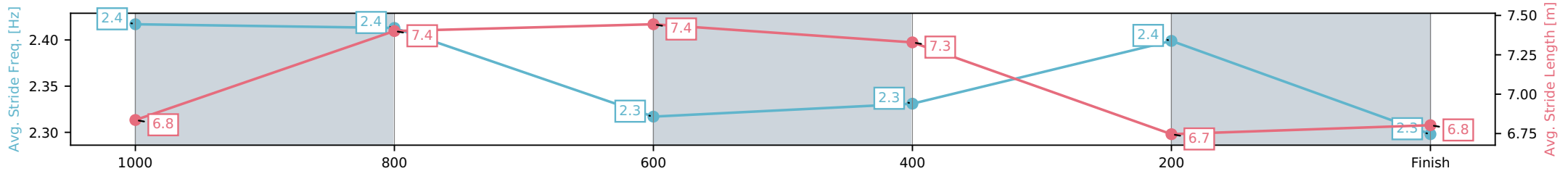
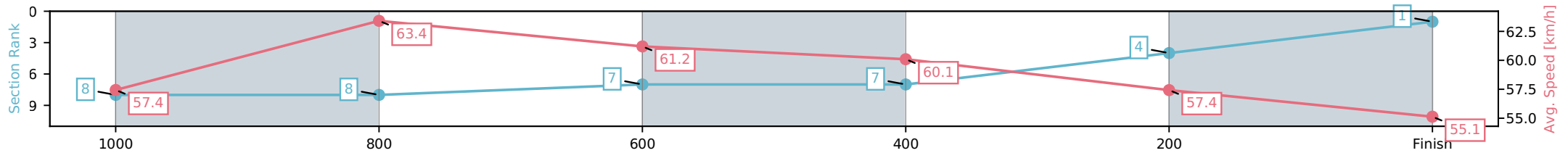
Horse/Jockey Name	Cyclone Coco/Chelsea Jokic
Finish Rank	1
Fastest Section Time (Section)	0:11.29 (1000-800)
Top Speed [km/h] (Section)	65.4 (1000-800)
Race State	Finished



Ladbrokes Cannon Park QLD  
 Race 3: SHOHEY MEMORIAL QTIS RATINGS BAND 0 - 50  
 Handicap - 1250m  
 04 April 2026 - 11:45AM  
 Track Rating: Heavy 10, Weather: Fine, Rail Position: True Entire Circuit



Section	L1250	L1000	L800	L600	L400	L200
Section Times	1:17.06 (0:15.85)	1:01.21 [8] (0:11.29)	0:49.92 [7] (0:11.74)	0:38.18 [7] (0:12.27)	0:25.92 [4] (0:12.82)	0:13.10 [1] (0:13.10)
Average Speed [km/h]	57.4	63.4	61.2	60.1	57.4	55.1
Top Speed [km/h]	64.5	65.4	63.0	62.0	58.6	56.5
Avg. Dist. to Rail [m]	3.3	1.2	2.0	3.7	10.0	14.6
Avg. Stride Freq. [Hz]	2.4	2.4	2.3	2.3	2.4	2.3
Avg. Stride Length [m]	6.8	7.4	7.4	7.3	6.7	6.8



- [ ] Ranking at each section and finish
- :-:- No data available at this section
- NA No data available

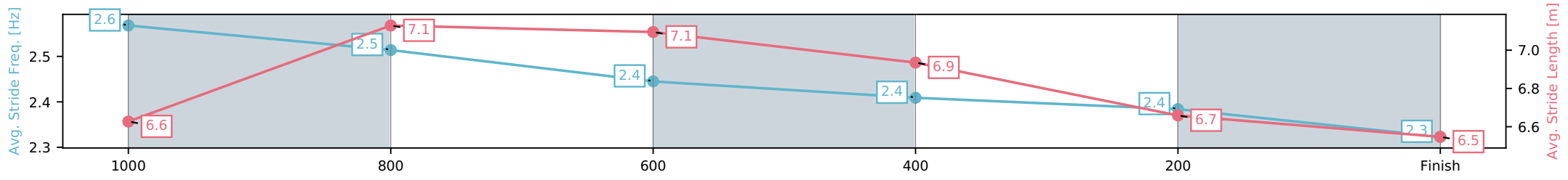
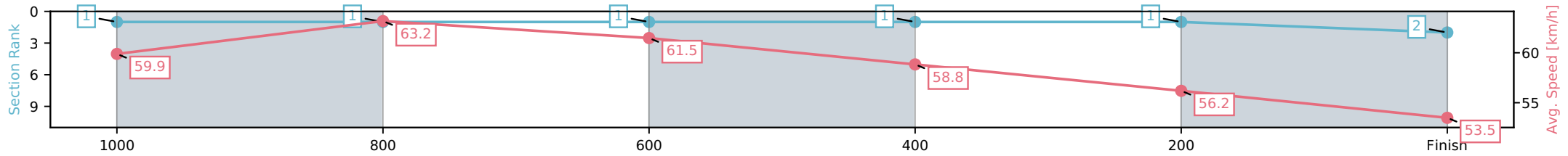
Horse/Jockey Name	Grey Power/Krysten Swaffer
Finish Rank	2
Fastest Section Time (Section)	0:11.34 (1000-800)
Top Speed [km/h] (Section)	67.7 (1250 - 1000)
Race State	Finished



Ladbrokes Cannon Park QLD  
 Race 3: SHOEY MEMORIAL QTIS RATINGS BAND 0 - 50  
 Handicap - 1250m  
 04 April 2026 - 11:45AM  
 Track Rating: Heavy 10, Weather: Fine, Rail Position: True Entire Circuit



Section	L1250	L1000	L800	L600	L400	L200
Section Times	1:17.17 (0:15.00)	1:02.17 [1] (0:11.34)	0:50.83 [1] (0:11.72)	0:39.12 [1] (0:12.38)	0:26.74 [1] (0:12.95)	0:13.79 [2] (0:13.79)
Average Speed [km/h]	59.9	63.2	61.5	58.8	56.2	53.5
Top Speed [km/h]	67.7	65.7	62.2	61.0	56.9	55.5
Avg. Dist. to Rail [m]	0.7	0.7	0.9	1.8	4.5	5.7
Avg. Stride Freq. [Hz]	2.6	2.5	2.4	2.4	2.4	2.3
Avg. Stride Length [m]	6.6	7.1	7.1	6.9	6.7	6.5



[ ] Ranking at each section and finish  
 -:-:- No data available at this section  
 NA No data available

Horse/Jockey Name	Geraldine's Wish/Lacey Morrison
Finish Rank	3
Fastest Section Time (Section)	0:11.21 (1000-800)
Top Speed [km/h] (Section)	66.1 (1000-800)
Race State	Finished



Ladbrokes Cannon Park QLD

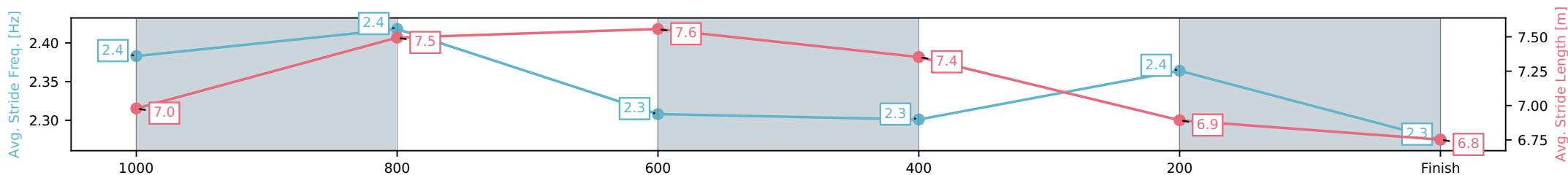
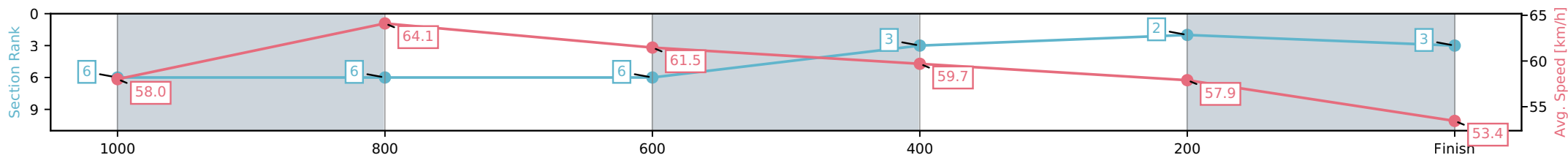
Race 3: SHOHEY MEMORIAL QTIS RATINGS BAND 0 - 50  
Handicap - 1250m

04 April 2026 - 11:45AM

Track Rating: Heavy 10, Weather: Fine, Rail Position: True Entire Circuit



Section	L1250	L1000	L800	L600	L400	L200
Section Times	1:17.18 (0:15.60)	1:01.58 [6] (0:11.21)	0:50.37 [6] (0:11.72)	0:38.65 [3] (0:12.29)	0:26.36 [2] (0:12.69)	0:13.68 [3] (0:13.68)
Average Speed [km/h]	58.0	64.1	61.5	59.7	57.9	53.4
Top Speed [km/h]	65.7	66.1	62.6	61.5	59.2	57.1
Avg. Dist. to Rail [m]	1.9	0.8	1.8	3.0	9.4	11.3
Avg. Stride Freq. [Hz]	2.4	2.4	2.3	2.3	2.4	2.3
Avg. Stride Length [m]	7.0	7.5	7.6	7.4	6.9	6.8



- [ ] Ranking at each section and finish
- :-:- No data available at this section
- NA No data available

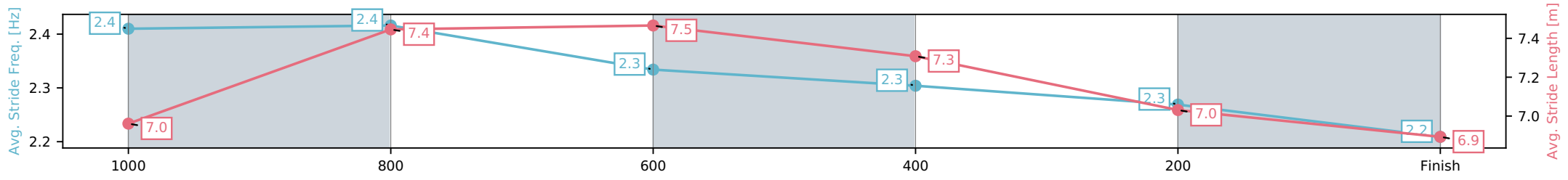
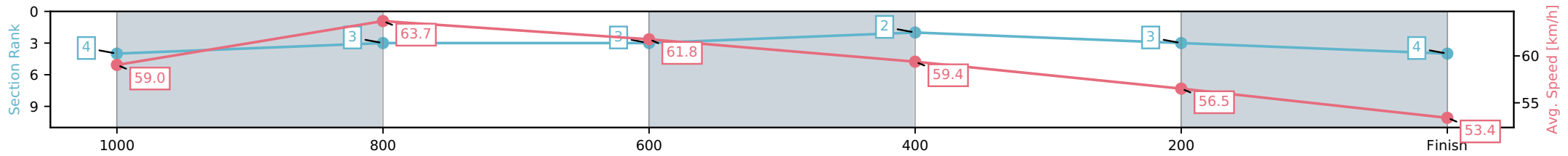
Horse/Jockey Name	War Council/Aidan Holt
Finish Rank	4
Fastest Section Time (Section)	0:11.31 (1000-800)
Top Speed [km/h] (Section)	66.3 (1250 - 1000)
Race State	Finished



Ladbrokes Cannon Park QLD  
 Race 3: SHOHEY MEMORIAL QTIS RATINGS BAND 0 - 50  
 Handicap - 1250m  
 04 April 2026 - 11:45AM  
 Track Rating: Heavy 10, Weather: Fine, Rail Position: True Entire Circuit



Section	L1250	L1000	L800	L600	L400	L200
Section Times	1:17.33 (0:15.32)	1:02.01 [3] (0:11.31)	0:50.70 [3] (0:11.66)	0:39.04 [2] (0:12.40)	0:26.64 [3] (0:12.95)	0:13.69 [4] (0:13.69)
Average Speed [km/h]	59.0	63.7	61.8	59.4	56.5	53.4
Top Speed [km/h]	66.3	65.3	62.5	61.0	57.4	55.1
Avg. Dist. to Rail [m]	0.7	0.9	2.8	3.5	8.3	10.6
Avg. Stride Freq. [Hz]	2.4	2.4	2.3	2.3	2.3	2.2
Avg. Stride Length [m]	7.0	7.4	7.5	7.3	7.0	6.9



[ ] Ranking at each section and finish  
 -:-:- No data available at this section  
 NA No data available

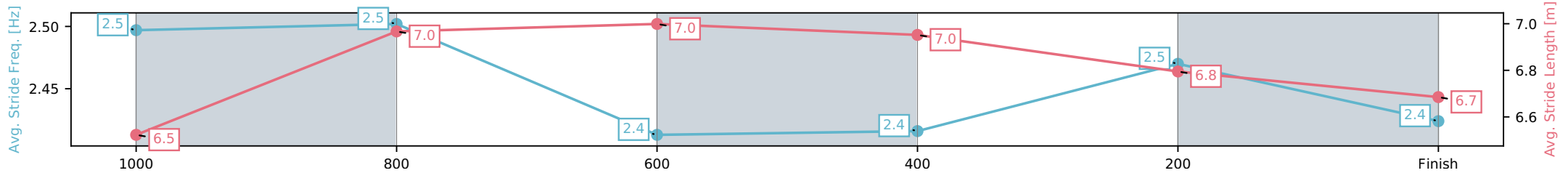
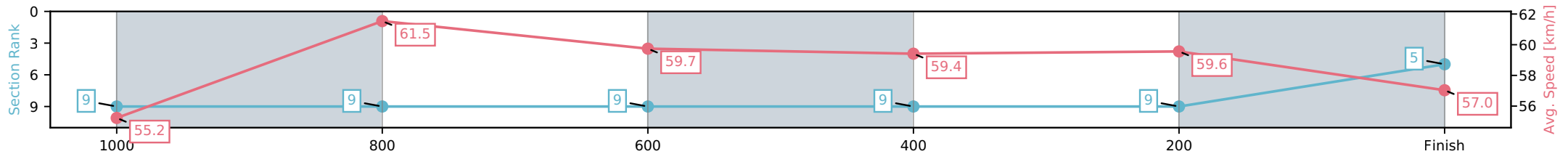
Horse/Jockey Name	Fools Play/Girish Goomany
Finish Rank	5
Fastest Section Time (Section)	0:11.69 (1000-800)
Top Speed [km/h] (Section)	64.2 (1250 - 1000)
Race State	Finished



Ladbrokes Cannon Park QLD  
 Race 3: SHOHEY MEMORIAL QTIS RATINGS BAND 0 - 50  
 Handicap - 1250m  
 04 April 2026 - 11:45AM  
 Track Rating: Heavy 10, Weather: Fine, Rail Position: True Entire Circuit



Section	L1250	L1000	L800	L600	L400	L200
Section Times	1:17.77 (0:16.43)	1:01.34 [9] (0:11.69)	0:49.65 [9] (0:12.06)	0:37.60 [9] (0:12.38)	0:25.22 [9] (0:12.36)	0:12.86 [5] (0:12.86)
Average Speed [km/h]	55.2	61.5	59.7	59.4	59.6	57.0
Top Speed [km/h]	64.2	63.9	60.8	60.5	60.9	58.2
Avg. Dist. to Rail [m]	2.1	1.1	2.9	3.5	9.5	11.3
Avg. Stride Freq. [Hz]	2.5	2.5	2.4	2.4	2.5	2.4
Avg. Stride Length [m]	6.5	7.0	7.0	7.0	6.8	6.7



[ ] Ranking at each section and finish  
 -:-:- No data available at this section  
 NA No data available

Horse/Jockey Name	Bombinate/Shohei Kaya
Finish Rank	6
Fastest Section Time (Section)	0:11.37 (1000-800)
Top Speed [km/h] (Section)	66.1 (1250 - 1000)
Race State	Finished



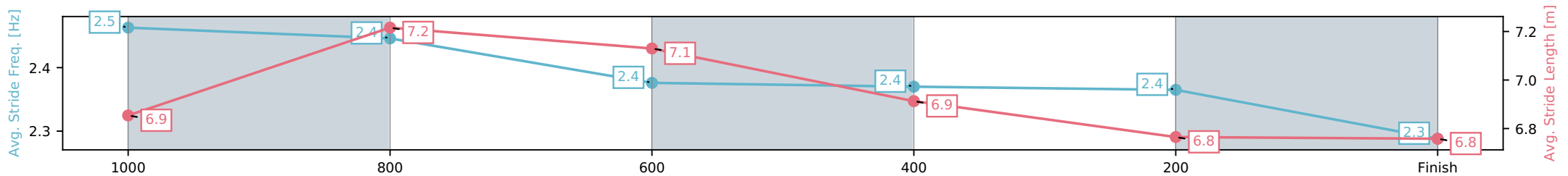
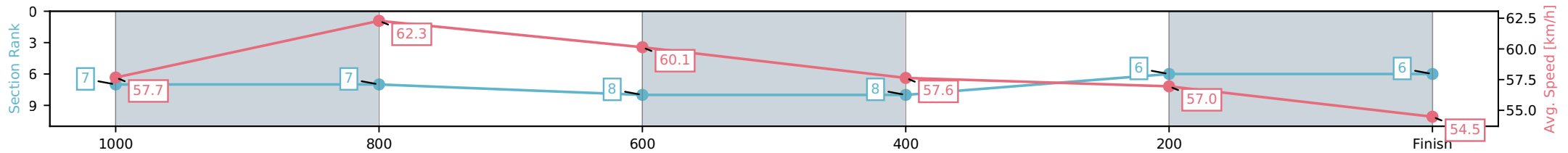
Ladbrokes Cannon Park QLD  
 Race 3: SHOHEY MEMORIAL QTIS RATINGS BAND 0 - 50  
 Handicap - 1250m



04 April 2026 - 11:45AM

Track Rating: Heavy 10, Weather: Fine, Rail Position: True Entire Circuit

Section	L1250	L1000	L800	L600	L400	L200
Section Times	1:17.87 (0:15.62)	1:02.26 [7] (0:11.37)	0:50.88 [8] (0:11.97)	0:38.92 [8] (0:12.67)	0:26.24 [6] (0:12.81)	0:13.44 [6] (0:13.44)
Average Speed [km/h]	57.7	62.3	60.1	57.6	57.0	54.5
Top Speed [km/h]	66.1	64.7	60.8	60.4	58.2	56.3
Avg. Dist. to Rail [m]	1.2	2.2	1.0	2.1	5.9	7.7
Avg. Stride Freq. [Hz]	2.5	2.4	2.4	2.4	2.4	2.3
Avg. Stride Length [m]	6.9	7.2	7.1	6.9	6.8	6.8



- [ ] Ranking at each section and finish
- :-:- No data available at this section
- NA No data available

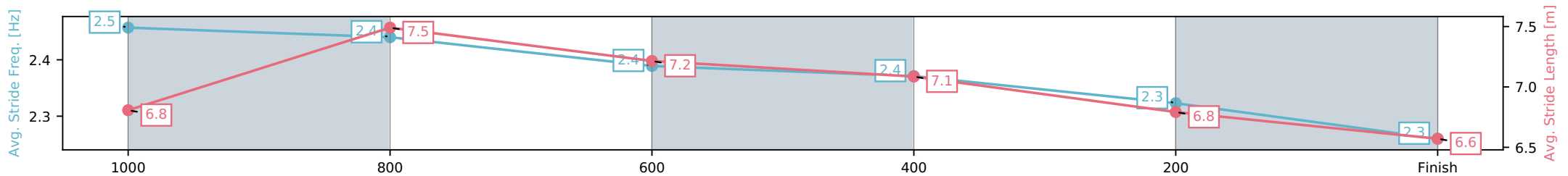
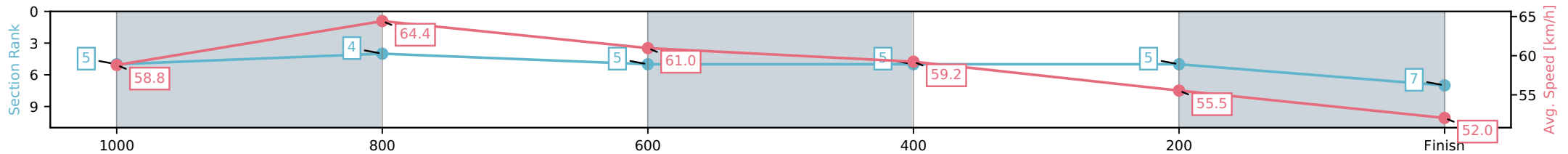
Horse/Jockey Name	Rose Of Athens/Samantha Pointon
Finish Rank	7
Fastest Section Time (Section)	0:11.26 (1000-800)
Top Speed [km/h] (Section)	66.4 (1000-800)
Race State	Finished



Ladbrokes Cannon Park QLD  
 Race 3: SHOHEY MEMORIAL QTIS RATINGS BAND 0 - 50  
 Handicap - 1250m  
 04 April 2026 - 11:45AM  
 Track Rating: Heavy 10, Weather: Fine, Rail Position: True Entire Circuit



Section	L1250	L1000	L800	L600	L400	L200
Section Times	1:18.18 (0:15.43)	1:02.75 [4] (0:11.26)	0:51.49 [5] (0:11.82)	0:39.67 [5] (0:12.48)	0:27.18 [5] (0:13.20)	0:13.98 [7] (0:13.98)
Average Speed [km/h]	58.8	64.4	61.0	59.2	55.5	52.0
Top Speed [km/h]	66.3	66.4	62.6	60.9	57.2	53.7
Avg. Dist. to Rail [m]	2.9	1.5	4.5	4.8	7.7	8.9
Avg. Stride Freq. [Hz]	2.5	2.4	2.4	2.4	2.3	2.3
Avg. Stride Length [m]	6.8	7.5	7.2	7.1	6.8	6.6



- [ ] Ranking at each section and finish
- :-:- No data available at this section
- NA No data available

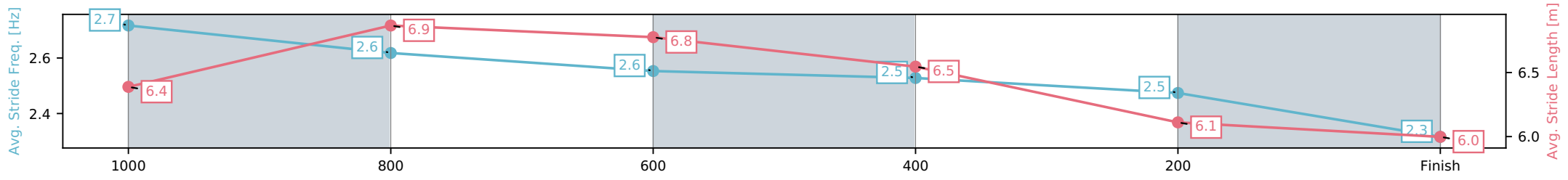
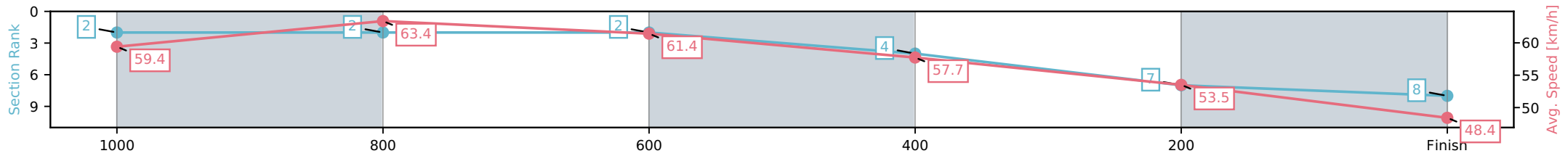
Horse/Jockey Name	Mohawk Warrior/Rachel Shred
Finish Rank	8
Fastest Section Time (Section)	0:11.31 (1000-800)
Top Speed [km/h] (Section)	67.5 (1250 - 1000)
Race State	Finished



Ladbrokes Cannon Park QLD  
 Race 3: SHOEY MEMORIAL QTIS RATINGS BAND 0 - 50  
 Handicap - 1250m  
 04 April 2026 - 11:45AM  
 Track Rating: Heavy 10, Weather: Fine, Rail Position: True Entire Circuit



Section	L1250	L1000	L800	L600	L400	L200
Section Times	1:19.54 (0:15.12)	1:04.42 [2] (0:11.31)	0:53.11 [2] (0:11.72)	0:41.39 [4] (0:12.71)	0:28.68 [7] (0:13.61)	0:15.07 [8] (0:15.07)
Average Speed [km/h]	59.4	63.4	61.4	57.7	53.5	48.4
Top Speed [km/h]	67.5	65.7	62.5	60.5	55.3	52.7
Avg. Dist. to Rail [m]	2.4	1.1	2.2	2.9	4.7	6.2
Avg. Stride Freq. [Hz]	2.7	2.6	2.6	2.5	2.5	2.3
Avg. Stride Length [m]	6.4	6.9	6.8	6.5	6.1	6.0



[ ] Ranking at each section and finish  
 -:-:- No data available at this section  
 NA No data available

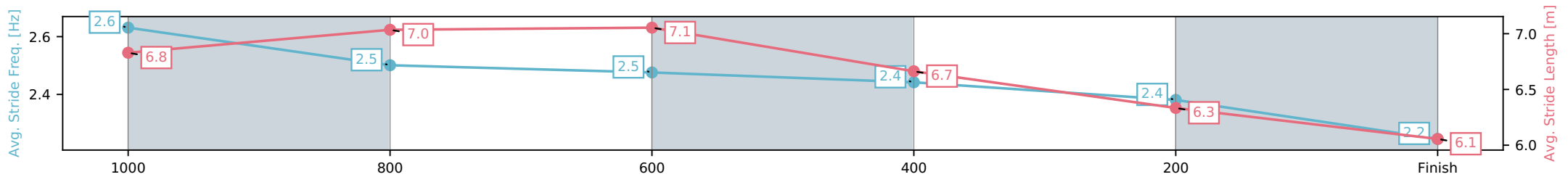
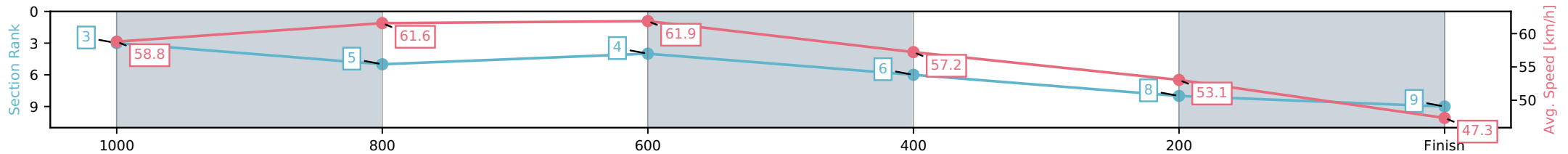
Horse/Jockey Name	Isla Girl/Lauren Guernier
Finish Rank	9
Fastest Section Time (Section)	0:11.43 (1000-800)
Top Speed [km/h] (Section)	70.3 (1250 - 1000)
Race State	Finished



Ladbrokes Cannon Park QLD  
 Race 3: SHOHEY MEMORIAL QTIS RATINGS BAND 0 - 50  
 Handicap - 1250m  
 04 April 2026 - 11:45AM  
 Track Rating: Heavy 10, Weather: Fine, Rail Position: True Entire Circuit



Section	L1250	L1000	L800	L600	L400	L200
Section Times	1:19.89 (0:15.28)	1:04.60 [5] (0:11.43)	0:53.17 [4] (0:11.64)	0:41.53 [6] (0:12.69)	0:28.84 [8] (0:13.63)	0:15.21 [9] (0:15.21)
Average Speed [km/h]	58.8	61.6	61.9	57.2	53.1	47.3
Top Speed [km/h]	70.3	64.9	63.4	59.6	54.9	51.2
Avg. Dist. to Rail [m]	1.7	3.3	0.8	1.8	3.1	5.9
Avg. Stride Freq. [Hz]	2.6	2.5	2.5	2.4	2.4	2.2
Avg. Stride Length [m]	6.8	7.0	7.1	6.7	6.3	6.1



[ ] Ranking at each section and finish  
 -:-:- No data available at this section  
 NA No data available



Ladbrokes Cannon Park QLD -  
 Race 4: CSF INDUSTRIES Maiden Plate - 1250m  
 04 April 2026 - 12:23PM



Track Rating: Heavy 10, Weather: Fine, Rail Position: True Entire Circuit

Field Times (Race Tempo)      1:17.48    1:01.90    0:50.93    0:39.41    0:26.73    0:13.77  
 (0:15.58)    (0:10.97)    (0:11.52)    (0:12.68)    (0:12.96)    (0:13.77)

Rank	TAB#	Horse	Overall Time	First 400m	Top Speed km/h (Section)	L1250	L1000	L800	L600	L400	L200		
	(BAR#)	Jockey	Margin (DT-W)	Last 600m	Fastest Section (Time)	Start - 1000	1000 - 800	800 - 600	600 - 400	400 - 200	200 - Finish		
1	7	Chateau Von Tess	1:17.48	0:24.66	65.6 (1250 - 1000)	1:17.48	1:01.24 [6]	0:50.00 [6]	0:38.53 [6]	0:26.02 [6]	0:13.32 [3]		
	(3)	Krysten Swaffer		0:38.53	1000-800 (0:11.25)	(0:16.24)	(0:11.25)	(0:11.47)	(0:12.51)	(0:12.70)	(0:13.32)		
2	5	Lady De Vega	1:17.81	0:24.12	65.2 (1000-800)	1:17.81	1:01.86 [3]	0:50.84 [3]	0:39.43 [3]	0:26.97 [3]	0:14.10 [1]		
	(1)	Chelsea Jokic	1.9L (+1)	0:39.43	1000-800 (0:11.02)	(0:15.95)	(0:11.02)	(0:11.41)	(0:12.46)	(0:12.87)	(0:14.10)		
3	1	Heez De Man	1:18.08	0:23.72	66.3 (1250 - 1000)	1:18.08	1:02.48 [2]	0:51.53 [1]	0:40.01 [1]	0:27.33 [1]	0:14.13 [2]		
	(2)	Lacey Morrison	3.5L (-3)	0:40.01	1000-800 (0:10.95)	(0:15.60)	(0:10.95)	(0:11.52)	(0:12.68)	(0:13.20)	(0:14.13)		
4	8	French Dragon	1:18.97	0:24.36	67.3 (1000-800)	1:18.97	1:02.94 [5]	0:51.75 [4]	0:40.34 [4]	0:27.82 [4]	0:14.41 [5]		
	(7)	Rachel Shred	8.7L (+4)	0:40.34	1000-800 (0:11.19)	(0:16.03)	(0:11.19)	(0:11.41)	(0:12.52)	(0:13.41)	(0:14.41)		
5	4	Onoma	1:19.57	0:23.76	67.1 (1250 - 1000)	1:19.57	1:03.99 [1]	0:52.99 [2]	0:41.46 [2]	0:28.79 [2]	0:15.09 [4]		
	(5)	Samantha Pointon	12.2L (-2)	0:41.46	1000-800 (0:11.00)	(0:15.58)	(0:11.00)	(0:11.53)	(0:12.67)	(0:13.70)	(0:15.09)		
6	6	Princess Shanghai	1:19.60	0:24.39	65.5 (1000-800)	1:19.60	1:03.59 [4]	0:52.36 [5]	0:40.86 [5]	0:28.36 [5]	0:14.94 [6]		
	(4)	Girish Goomany	12.4L (-4)	0:40.87	1000-800 (0:11.24)	(0:16.01)	(0:11.24)	(0:11.49)	(0:12.51)	(0:13.42)	(0:14.94)		

Scratched: Not A Worry (#2), Peachtree Flyer (#3), Perfect Fawaz (#9)

Report Created: Sat 04 April 2026

(Note: Races are conducted over an approximate distance as close as possible to the advertised distance, and recorded data may vary accordingly. Official times refer to race times only and do not include handicap times.)

[ ] Position in running at each section and finish    TAB# Saddle cloth number  
 -:-:- No data available at this section    BAR# Barrier/Gate Position  
 NA No data available    DNF Did not finish  
 DNT Did not track    DT-W Distance travelled compared to winner in metres

Fastest split  
 Fastest section

Horse/Jockey Name	Chateau Von Tess/Krysten Swaffer
Finish Rank	1
Fastest Section Time (Section)	0:11.25 (1000-800)
Top Speed [km/h] (Section)	65.6 (1250 - 1000)
Race State	Finished



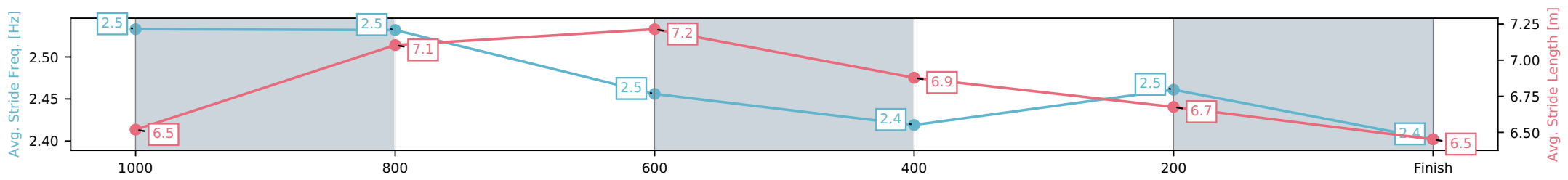
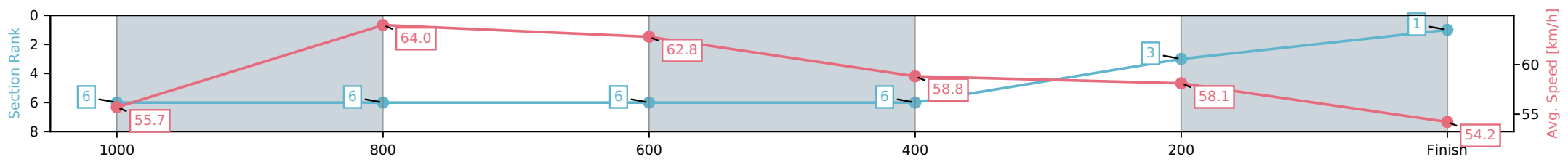
Ladbrokes Cannon Park QLD  
 Race 4: CSF INDUSTRIES Maiden Plate - 1250m



04 April 2026 - 12:23PM

Track Rating: Heavy 10, Weather: Fine, Rail Position: True Entire Circuit

Section	L1250	L1000	L800	L600	L400	L200
Section Times	1:17.48 (0:16.24)	1:01.24 [6] (0:11.25)	0:50.00 [6] (0:11.47)	0:38.53 [6] (0:12.51)	0:26.02 [3] (0:12.70)	0:13.32 [1] (0:13.32)
Average Speed [km/h]	55.7	64.0	62.8	58.8	58.1	54.2
Top Speed [km/h]	65.6	64.9	64.2	61.4	59.6	57.5
Avg. Dist. to Rail [m]	0.7	0.8	1.2	3.1	10.3	11.3
Avg. Stride Freq. [Hz]	2.5	2.5	2.5	2.4	2.5	2.4
Avg. Stride Length [m]	6.5	7.1	7.2	6.9	6.7	6.5



[ ] Ranking at each section and finish  
 -:-:- No data available at this section  
 NA No data available

Horse/Jockey Name	Lady De Vega/Chelsea Jokic
Finish Rank	2
Fastest Section Time (Section)	0:11.02 (1000-800)
Top Speed [km/h] (Section)	65.2 (1000-800)
Race State	Finished



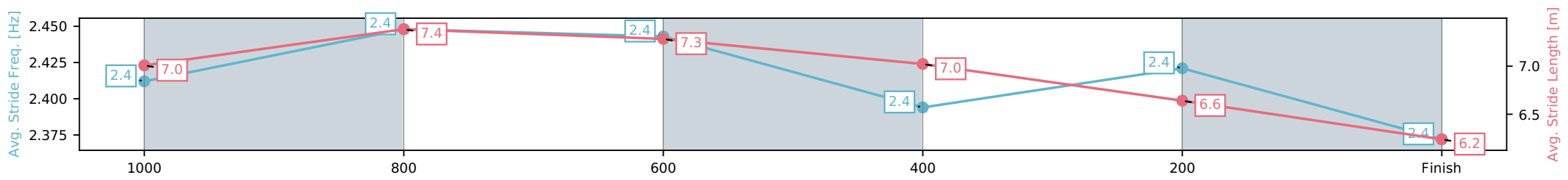
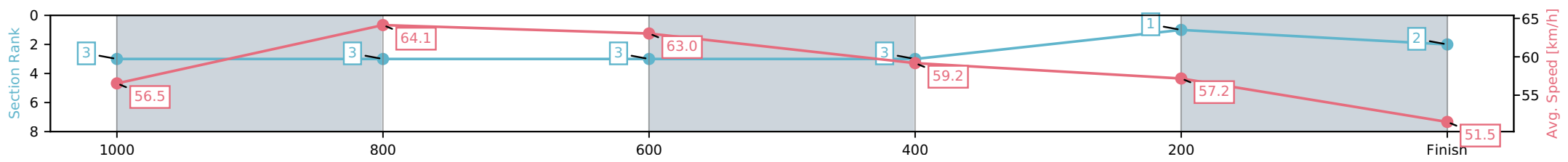
Ladbrokes Cannon Park QLD  
 Race 4: CSF INDUSTRIES Maiden Plate - 1250m



04 April 2026 - 12:23PM

Track Rating: Heavy 10, Weather: Fine, Rail Position: True Entire Circuit

Section	L1250	L1000	L800	L600	L400	L200
Section Times	1:17.81 (0:15.95)	1:01.86 [3] (0:11.02)	0:50.84 [3] (0:11.41)	0:39.43 [3] (0:12.46)	0:26.97 [1] (0:12.87)	0:14.10 [2] (0:14.10)
Average Speed [km/h]	56.5	64.1	63.0	59.2	57.2	51.5
Top Speed [km/h]	64.5	65.2	63.8	61.8	58.5	55.2
Avg. Dist. to Rail [m]	2.2	2.5	0.7	3.4	8.6	10.7
Avg. Stride Freq. [Hz]	2.4	2.4	2.4	2.4	2.4	2.4
Avg. Stride Length [m]	7.0	7.4	7.3	7.0	6.6	6.2



[ ] Ranking at each section and finish  
 -:-:- No data available at this section  
 NA No data available

Horse/Jockey Name	Heez De Man/Lacey Morrison
Finish Rank	3
Fastest Section Time (Section)	0:10.95 (1000-800)
Top Speed [km/h] (Section)	66.3 (1250 - 1000)
Race State	Finished



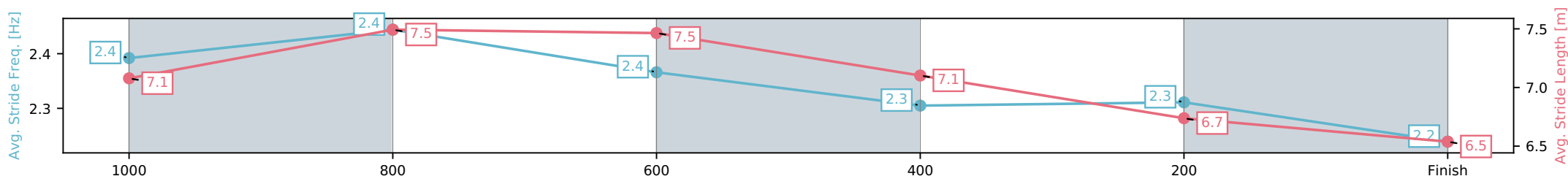
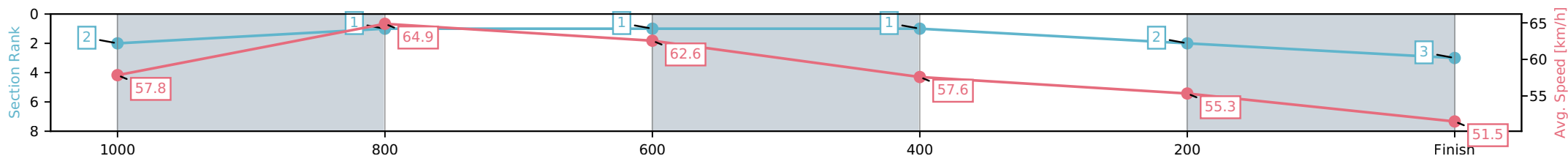
Ladbrokes Cannon Park QLD  
 Race 4: CSF INDUSTRIES Maiden Plate - 1250m

04 April 2026 - 12:23PM

Track Rating: Heavy 10, Weather: Fine, Rail Position: True Entire Circuit



Section	L1250	L1000	L800	L600	L400	L200
Section Times	1:18.08 (0:15.60)	1:02.48 [1] (0:10.95)	0:51.53 [1] (0:11.52)	0:40.01 [1] (0:12.68)	0:27.33 [2] (0:13.20)	0:14.13 [3] (0:14.13)
Average Speed [km/h]	57.8	64.9	62.6	57.6	55.3	51.5
Top Speed [km/h]	66.3	66.2	64.0	60.8	55.7	54.2
Avg. Dist. to Rail [m]	1.1	1.8	0.2	2.0	6.0	7.7
Avg. Stride Freq. [Hz]	2.4	2.4	2.4	2.3	2.3	2.2
Avg. Stride Length [m]	7.1	7.5	7.5	7.1	6.7	6.5



- [ ] Ranking at each section and finish
- :-:- No data available at this section
- NA No data available

Horse/Jockey Name	French Dragon/Rachel Shred
Finish Rank	4
Fastest Section Time (Section)	0:11.19 (1000-800)
Top Speed [km/h] (Section)	67.3 (1000-800)
Race State	Finished



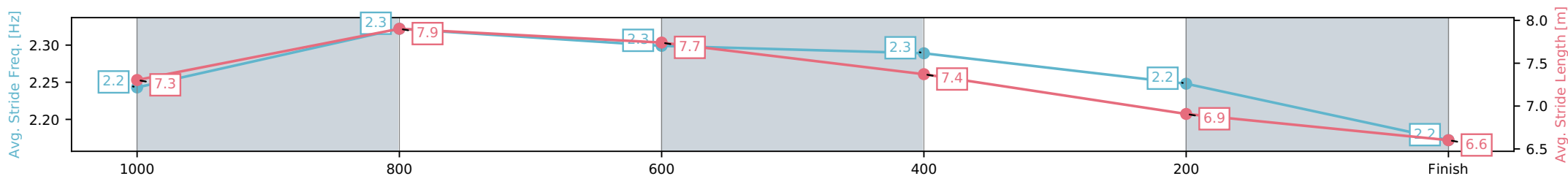
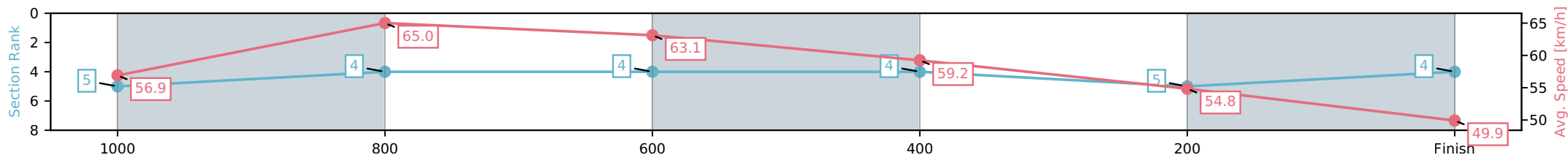
Ladbrokes Cannon Park QLD  
 Race 4: CSF INDUSTRIES Maiden Plate - 1250m

04 April 2026 - 12:23PM

Track Rating: Heavy 10, Weather: Fine, Rail Position: True Entire Circuit



Section	L1250	L1000	L800	L600	L400	L200
Section Times	1:18.97 (0:16.03)	1:02.94 [4] (0:11.19)	0:51.75 [4] (0:11.41)	0:40.34 [4] (0:12.52)	0:27.82 [5] (0:13.41)	0:14.41 [4] (0:14.41)
Average Speed [km/h]	56.9	65.0	63.1	59.2	54.8	49.9
Top Speed [km/h]	66.9	67.3	64.5	62.2	55.8	52.8
Avg. Dist. to Rail [m]	2.7	2.1	3.3	4.9	8.4	10.3
Avg. Stride Freq. [Hz]	2.2	2.3	2.3	2.3	2.2	2.2
Avg. Stride Length [m]	7.3	7.9	7.7	7.4	6.9	6.6



- [ ] Ranking at each section and finish
- :-:- No data available at this section
- NA No data available

Horse/Jockey Name	Onoma/Samantha Pointon
Finish Rank	5
Fastest Section Time (Section)	0:11.00 (1000-800)
Top Speed [km/h] (Section)	67.1 (1250 - 1000)
Race State	Finished



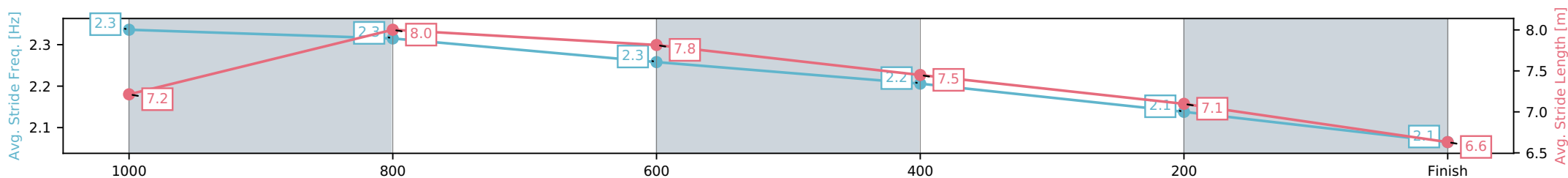
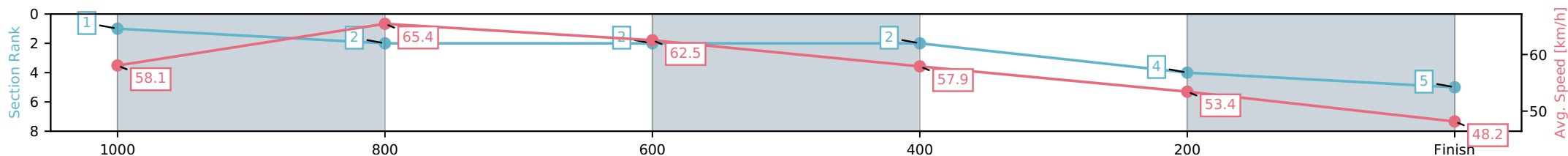
Ladbrokes Cannon Park QLD  
Race 4: CSF INDUSTRIES Maiden Plate - 1250m

04 April 2026 - 12:23PM

Track Rating: Heavy 10, Weather: Fine, Rail Position: True Entire Circuit



Section	L1250	L1000	L800	L600	L400	L200
Section Times	1:19.57 (0:15.58)	1:03.99 [2] (0:11.00)	0:52.99 [2] (0:11.53)	0:41.46 [2] (0:12.67)	0:28.79 [4] (0:13.70)	0:15.09 [5] (0:15.09)
Average Speed [km/h]	58.1	65.4	62.5	57.9	53.4	48.2
Top Speed [km/h]	67.1	66.9	63.5	62.3	55.2	50.6
Avg. Dist. to Rail [m]	1.8	0.7	1.7	2.8	6.8	6.8
Avg. Stride Freq. [Hz]	2.3	2.3	2.3	2.2	2.1	2.1
Avg. Stride Length [m]	7.2	8.0	7.8	7.5	7.1	6.6



[ ] Ranking at each section and finish  
 -:-:- No data available at this section  
 NA No data available

Horse/Jockey Name	Princess Shanghai/Girish Goomany
Finish Rank	6
Fastest Section Time (Section)	0:11.24 (1000-800)
Top Speed [km/h] (Section)	65.5 (1000-800)
Race State	Finished



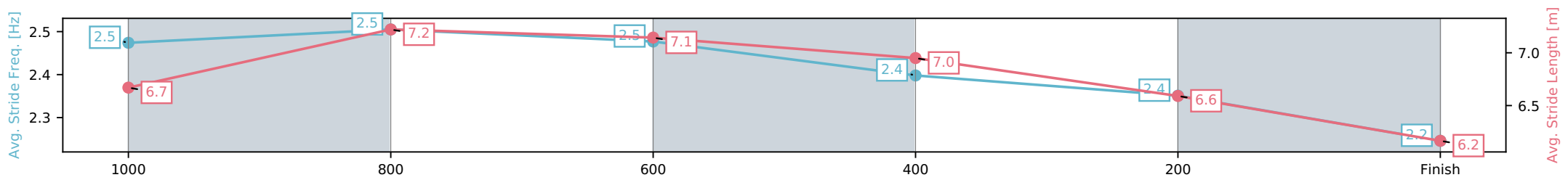
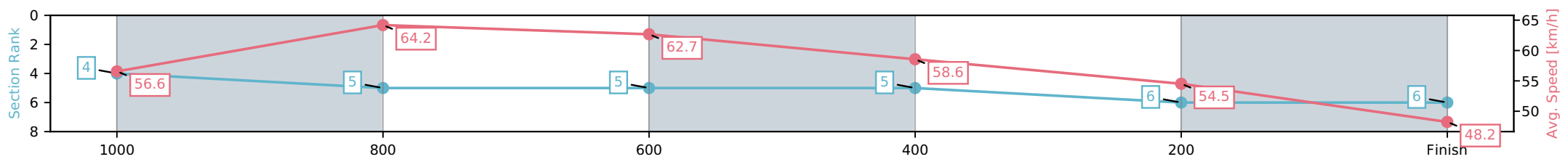
Ladbrokes Cannon Park QLD  
 Race 4: CSF INDUSTRIES Maiden Plate - 1250m



04 April 2026 - 12:23PM

Track Rating: Heavy 10, Weather: Fine, Rail Position: True Entire Circuit

Section	L1250	L1000	L800	L600	L400	L200
Section Times	1:19.60 (0:16.01)	1:03.59 [5] (0:11.24)	0:52.36 [5] (0:11.49)	0:40.86 [5] (0:12.51)	0:28.36 [6] (0:13.42)	0:14.94 [6] (0:14.94)
Average Speed [km/h]	56.6	64.2	62.7	58.6	54.5	48.2
Top Speed [km/h]	65.4	65.5	64.4	61.6	56.4	51.1
Avg. Dist. to Rail [m]	0.7	0.7	1.8	2.8	7.3	9.7
Avg. Stride Freq. [Hz]	2.5	2.5	2.5	2.4	2.4	2.2
Avg. Stride Length [m]	6.7	7.2	7.1	7.0	6.6	6.2



[ ] Ranking at each section and finish  
 -:-:- No data available at this section  
 NA No data available



Ladbrokes Cannon Park QLD -  
 Race 5: CENTURY CRANES Maiden Plate - 1500m  
 04 April 2026 - 12:54PM



Track Rating: Heavy 10, Weather: Overcast, Rail Position: True Entire Circuit

Field Times (Race Tempo)      1:33.05 (0:07.19)    1:25.86 (0:11.14)    1:14.72 (0:11.34)    1:03.39 (0:12.21)    0:51.18 (0:12.52)    0:38.66 (0:12.61)    0:26.05 (0:12.45)    0:13.60 (0:13.60)

Rank	TAB#	Horse	Overall Time	First 400m	Top Speed km/h (Section)	L1500	L1400	L1200	L1000	L800	L600	L400	L200
	(BAR#)	Jockey	Margin (DT-W)	Last 600m	Fastest Section (Time)	Start - 1400	1400 - 1200	1200 - 1000	1000 - 800	800 - 600	600 - 400	400 - 200	200 - Finish
1	6	Ready And Betta	1:33.05	0:24.66	64.4 (1400-1200)	1:33.05	1:25.62 [3]	1:14.16 [3]	1:02.81 [3]	0:50.84 [2]	0:38.35 [3]	0:25.98 [2]	0:13.60 [1]
	(2)	Lacey Morrison		0:38.34	1200-1000 (0:11.35)	(0:07.43)	(0:11.46)	(0:11.35)	(0:11.97)	(0:12.49)	(0:12.36)	(0:12.38)	(0:13.60)
2	2	King Canute	1:33.61	0:24.03	65.8 (1400-1200)	1:33.61	1:26.42 [1]	1:15.28 [1]	1:03.95 [1]	0:51.74 [1]	0:39.22 [1]	0:26.61 [1]	0:13.92 [2]
	(1)	Lauren Guernier	3.3L (-2)	0:39.22	1400-1200 (0:11.14)	(0:07.19)	(0:11.14)	(0:11.34)	(0:12.20)	(0:12.52)	(0:12.60)	(0:12.70)	(0:13.92)
3	4	Stellar Legend	1:33.71	0:24.43	66.7 (200-0)	1:33.71	1:26.32 [2]	1:14.99 [2]	1:03.56 [2]	0:51.40 [3]	0:38.92 [4]	0:26.33 [4]	0:13.22 [4]
	(4)	Aidan Holt	3.8L (-2)	0:38.93	1400-1200 (0:11.34)	(0:07.39)	(0:11.34)	(0:11.42)	(0:12.16)	(0:12.48)	(0:12.60)	(0:13.11)	(0:13.22)
4	1	Goncalo	1:33.73	0:24.72	64.9 (1400-1200)	1:33.73	1:26.05 [5]	1:14.74 [4]	1:03.34 [4]	0:51.26 [4]	0:39.04 [2]	0:26.56 [3]	0:13.83 [3]
	(3)	Rachel Shred	4.0L (-10)	0:39.03	1400-1200 (0:11.31)	(0:07.68)	(0:11.31)	(0:11.40)	(0:12.08)	(0:12.22)	(0:12.48)	(0:12.72)	(0:13.83)
5	3	Not A Worry	1:34.41	0:24.79	65.8 (1400-1200)	1:34.41	1:26.74 [4]	1:15.38 [5]	1:03.92 [5]	0:51.92 [5]	0:39.46 [5]	0:26.84 [5]	0:13.87 [5]
	(5)	Samantha Pointon	8.0L (-1)	0:39.46	1400-1200 (0:11.37)	(0:07.67)	(0:11.37)	(0:11.45)	(0:12.01)	(0:12.45)	(0:12.62)	(0:12.97)	(0:13.87)
6	7	She'sanais	1:39.74	0:25.17	65.2 (1400-1200)	1:39.74	1:31.68 [6]	1:20.29 [6]	1:08.73 [6]	0:56.44 [6]	0:44.07 [6]	0:30.97 [6]	0:16.93 [6]
	(6)	Chelsea Jokic	39.3L (-8)	0:44.07	1400-1200 (0:11.39)	(0:08.06)	(0:11.39)	(0:11.56)	(0:12.29)	(0:12.36)	(0:13.10)	(0:14.04)	(0:16.93)

Scratched: Exodas (#5)

Report Created: Sat 04 April 2026

(Note: Races are conducted over an approximate distance as close as possible to the advertised distance, and recorded data may vary accordingly. Official times refer to race times only and do not include handicap times.)

[ ] Position in running at each section and finish    TAB# Saddle cloth number

[ ] Fastest split

-:--:-- No data available at this section

BAR# Barrier/Gate Position

[■] Fastest section

NA No data available

DNF Did not finish

DNT Did not track

DT-W Distance travelled compared to winner in metres

Horse/Jockey Name	Ready And Betta/Lacey Morrison
Finish Rank	1
Fastest Section Time (Section)	0:11.35 (1200-1000)
Top Speed [km/h] (Section)	64.4 (1400-1200)
Race State	Finished



Ladbroke's Cannon Park QLD

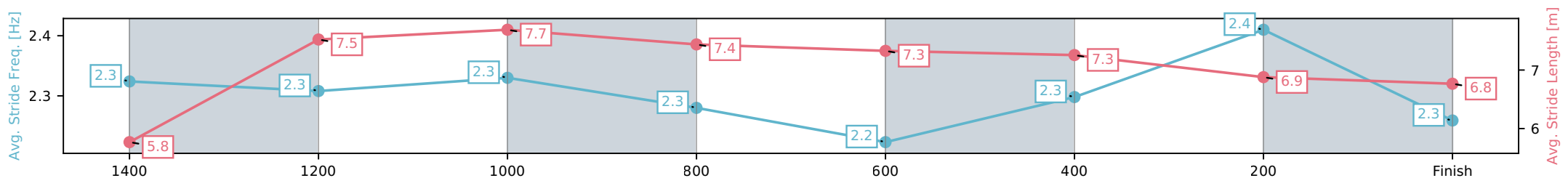
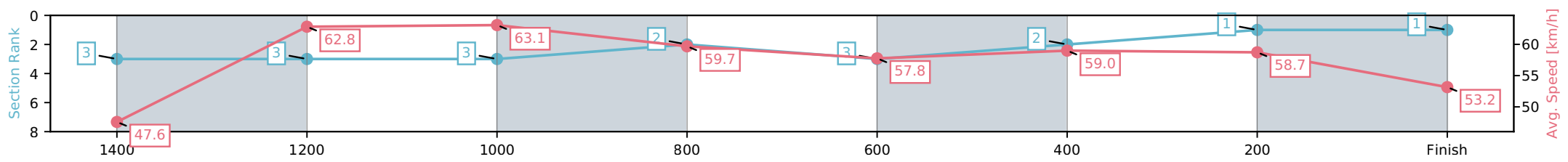
Race 5: CENTURY CRANES Maiden Plate - 1500m

04 April 2026 - 12:54PM

Track Rating: Heavy 10, Weather: Overcast, Rail Position: True Entire Circuit



Section	L1500	L1400	L1200	L1000	L800	L600	L400	L200
Section Times	1:33.05 (0:07.43)	1:25.62 [3] (0:11.46)	1:14.16 [3] (0:11.35)	1:02.81 [2] (0:11.97)	0:50.84 [3] (0:12.49)	0:38.35 [2] (0:12.36)	0:25.98 [1] (0:12.38)	0:13.60 [1] (0:13.60)
Average Speed [km/h]	47.6	62.8	63.1	59.7	57.8	59.0	58.7	53.2
Top Speed [km/h]	58.2	64.4	64.3	61.9	59.0	59.9	59.9	56.5
Avg. Dist. to Rail [m]	1.1	1.2	1.3	1.0	1.5	2.1	4.0	3.0
Avg. Stride Freq. [Hz]	2.3	2.3	2.3	2.3	2.2	2.3	2.4	2.3
Avg. Stride Length [m]	5.8	7.5	7.7	7.4	7.3	7.3	6.9	6.8



[ ] Ranking at each section and finish  
 -:-:- No data available at this section  
 NA No data available

Horse/Jockey Name	King Canute/Lauren Guernier
Finish Rank	2
Fastest Section Time (Section)	0:11.14 (1400-1200)
Top Speed [km/h] (Section)	65.8 (1400-1200)
Race State	Finished



Ladbrokes Cannon Park QLD

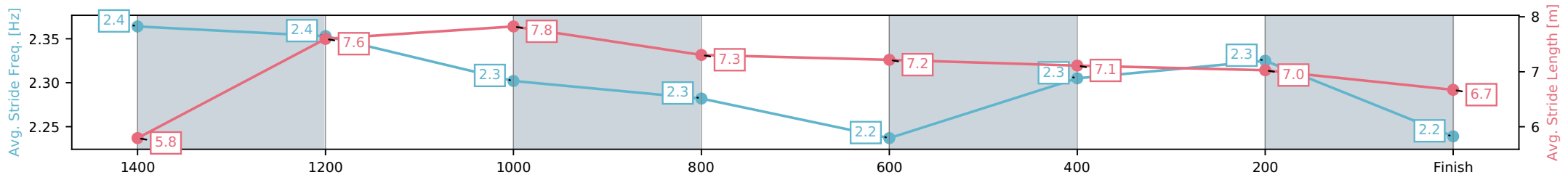
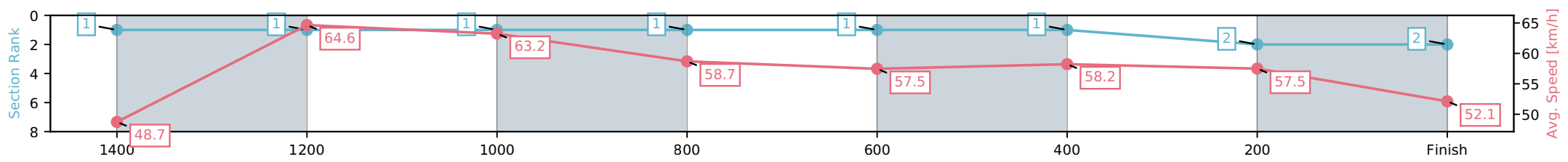
Race 5: CENTURY CRANES Maiden Plate - 1500m

04 April 2026 - 12:54PM

Track Rating: Heavy 10, Weather: Overcast, Rail Position: True Entire Circuit



Section	L1500	L1400	L1200	L1000	L800	L600	L400	L200
Section Times	1:33.61 (0:07.19)	1:26.42 [1] (0:11.14)	1:15.28 [1] (0:11.34)	1:03.95 [1] (0:12.20)	0:51.74 [1] (0:12.52)	0:39.22 [1] (0:12.60)	0:26.61 [2] (0:12.70)	0:13.92 [2] (0:13.92)
Average Speed [km/h]	48.7	64.6	63.2	58.7	57.5	58.2	57.5	52.1
Top Speed [km/h]	59.9	65.8	65.8	60.9	59.2	59.3	59.5	54.8
Avg. Dist. to Rail [m]	0.5	0.7	0.7	0.8	1.5	2.8	5.1	4.8
Avg. Stride Freq. [Hz]	2.4	2.4	2.3	2.3	2.2	2.3	2.3	2.2
Avg. Stride Length [m]	5.8	7.6	7.8	7.3	7.2	7.1	7.0	6.7



[ ] Ranking at each section and finish  
 -:-:- No data available at this section  
 NA No data available

Horse/Jockey Name	Stellar Legend/Aidan Holt
Finish Rank	3
Fastest Section Time (Section)	0:11.34 (1400-1200)
Top Speed [km/h] (Section)	66.7 (200-0)
Race State	Finished



Ladbroke's Cannon Park QLD

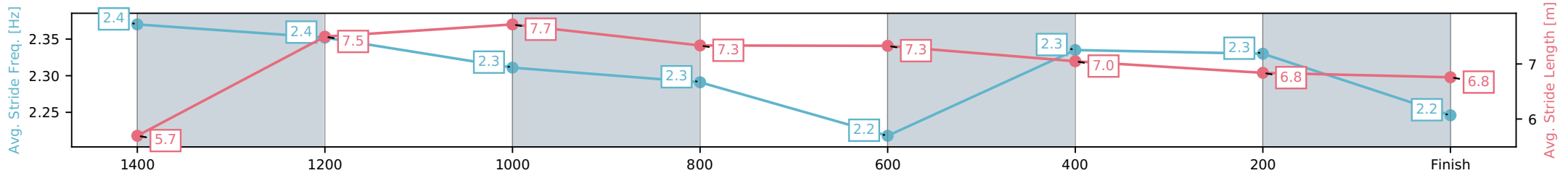
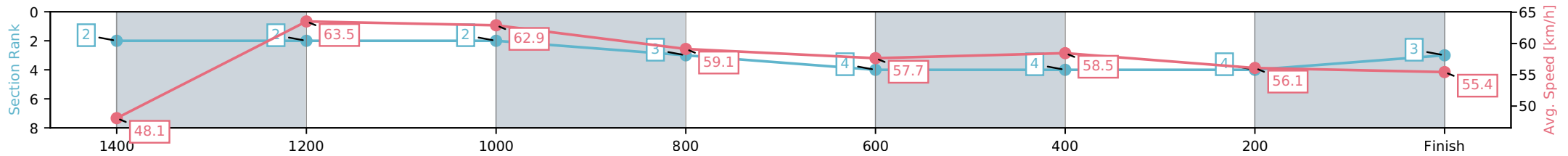
Race 5: CENTURY CRANES Maiden Plate - 1500m

04 April 2026 - 12:54PM

Track Rating: Heavy 10, Weather: Overcast, Rail Position: True Entire Circuit



Section	L1500	L1400	L1200	L1000	L800	L600	L400	L200
Section Times	1:33.71 (0:07.39)	1:26.32 [2] (0:11.34)	1:14.99 [2] (0:11.42)	1:03.56 [3] (0:12.16)	0:51.40 [4] (0:12.48)	0:38.92 [4] (0:12.60)	0:26.33 [4] (0:13.11)	0:13.22 [3] (0:13.22)
Average Speed [km/h]	48.1	63.5	62.9	59.1	57.7	58.5	56.1	55.4
Top Speed [km/h]	59.7	64.5	64.7	61.3	58.3	59.1	57.9	66.7
Avg. Dist. to Rail [m]	2.9	0.8	0.4	0.5	2.9	3.6	10.0	15.4
Avg. Stride Freq. [Hz]	2.4	2.4	2.3	2.3	2.2	2.3	2.3	2.2
Avg. Stride Length [m]	5.7	7.5	7.7	7.3	7.3	7.0	6.8	6.8



- [ ] Ranking at each section and finish
- :-:- No data available at this section
- NA No data available

Horse/Jockey Name	Goncalo/Rachel Shred
Finish Rank	4
Fastest Section Time (Section)	0:11.31 (1400-1200)
Top Speed [km/h] (Section)	64.9 (1400-1200)
Race State	Finished



Ladbroke's Cannon Park QLD

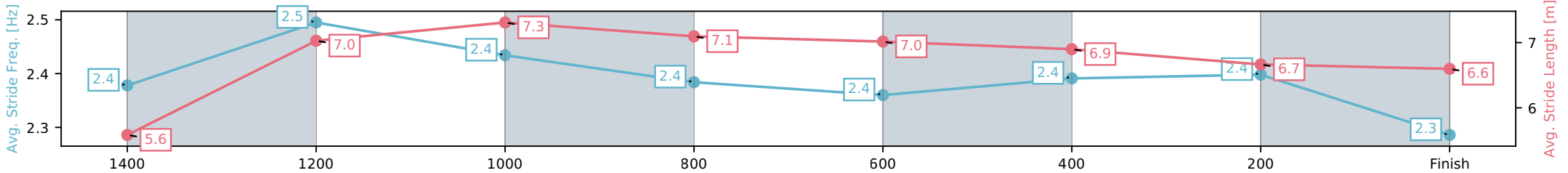
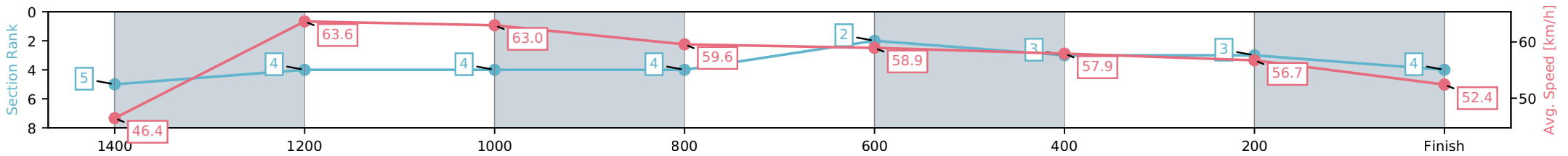
Race 5: CENTURY CRANES Maiden Plate - 1500m

04 April 2026 - 12:54PM

Track Rating: Heavy 10, Weather: Overcast, Rail Position: True Entire Circuit



Section	L1500	L1400	L1200	L1000	L800	L600	L400	L200
Section Times	1:33.73 (0:07.68)	1:26.05 [4] (0:11.31)	1:14.74 [4] (0:11.40)	1:03.34 [4] (0:12.08)	0:51.26 [2] (0:12.22)	0:39.04 [3] (0:12.48)	0:26.56 [3] (0:12.72)	0:13.83 [4] (0:13.83)
Average Speed [km/h]	46.4	63.6	63.0	59.6	58.9	57.9	56.7	52.4
Top Speed [km/h]	60.3	64.9	64.0	61.5	59.6	59.9	59.1	55.9
Avg. Dist. to Rail [m]	1.9	0.3	0.2	0.4	0.6	0.8	2.2	3.0
Avg. Stride Freq. [Hz]	2.4	2.5	2.4	2.4	2.4	2.4	2.4	2.3
Avg. Stride Length [m]	5.6	7.0	7.3	7.1	7.0	6.9	6.7	6.6



[ ] Ranking at each section and finish  
 -:-:- No data available at this section  
 NA No data available

Horse/Jockey Name	Not A Worry/Samantha Pointon
Finish Rank	5
Fastest Section Time (Section)	0:11.37 (1400-1200)
Top Speed [km/h] (Section)	65.8 (1400-1200)
Race State	Finished



Ladbroke's Cannon Park QLD

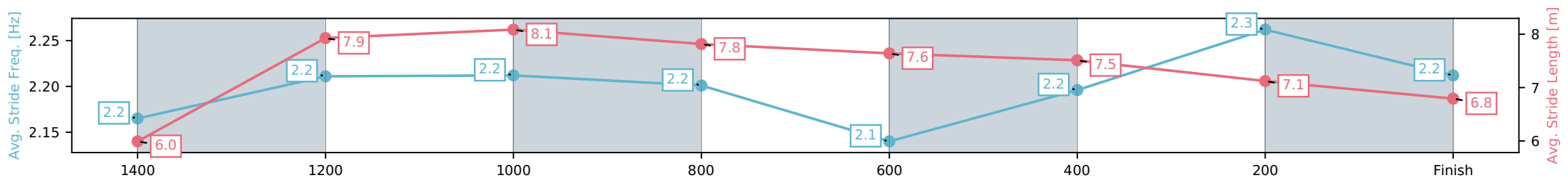
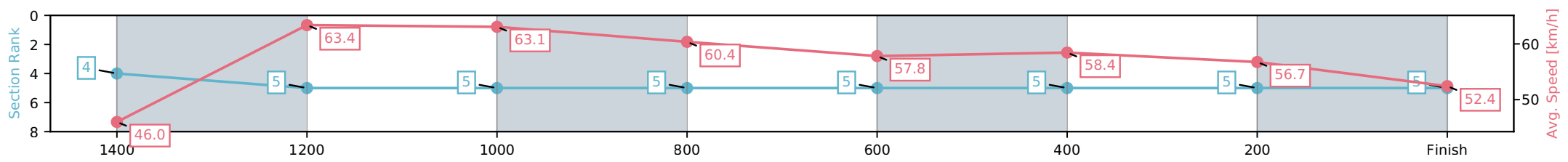
Race 5: CENTURY CRANES Maiden Plate - 1500m

04 April 2026 - 12:54PM

Track Rating: Heavy 10, Weather: Overcast, Rail Position: True Entire Circuit



Section	L1500	L1400	L1200	L1000	L800	L600	L400	L200
Section Times	1:34.41 (0:07.67)	1:26.74 [5] (0:11.37)	1:15.38 [5] (0:11.45)	1:03.92 [5] (0:12.01)	0:51.92 [5] (0:12.45)	0:39.46 [5] (0:12.62)	0:26.84 [5] (0:12.97)	0:13.87 [5] (0:13.87)
Average Speed [km/h]	46.0	63.4	63.1	60.4	57.8	58.4	56.7	52.4
Top Speed [km/h]	57.0	65.8	64.1	62.5	58.2	59.1	57.1	55.3
Avg. Dist. to Rail [m]	4.2	0.7	1.2	1.1	2.1	3.7	8.0	8.5
Avg. Stride Freq. [Hz]	2.2	2.2	2.2	2.2	2.1	2.2	2.3	2.2
Avg. Stride Length [m]	6.0	7.9	8.1	7.8	7.6	7.5	7.1	6.8



[ ] Ranking at each section and finish  
 -:-:- No data available at this section  
 NA No data available

Horse/Jockey Name	She'sanais/Chelsea Jokic
Finish Rank	6
Fastest Section Time (Section)	0:11.39 (1400-1200)
Top Speed [km/h] (Section)	65.2 (1400-1200)
Race State	Finished



Ladbroke's Cannon Park QLD

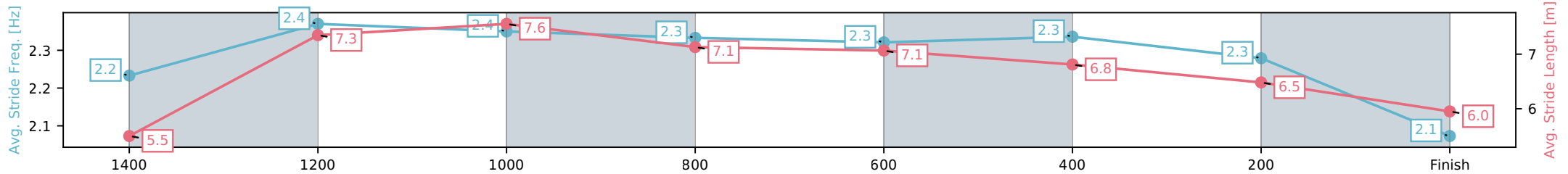
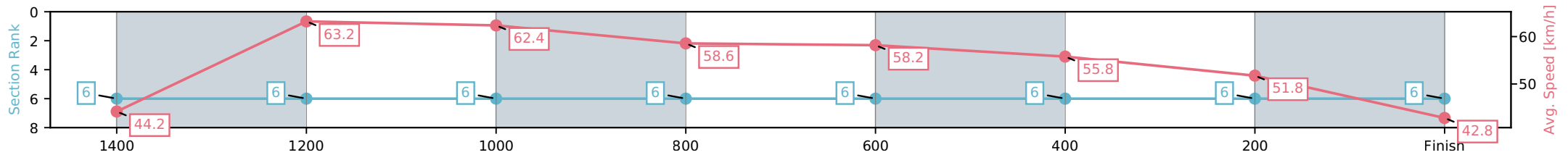
Race 5: CENTURY CRANES Maiden Plate - 1500m

04 April 2026 - 12:54PM

Track Rating: Heavy 10, Weather: Overcast, Rail Position: True Entire Circuit



Section	L1500	L1400	L1200	L1000	L800	L600	L400	L200
Section Times	1:39.74 (0:08.06)	1:31.68 [6] (0:11.39)	1:20.29 [6] (0:11.56)	1:08.73 [6] (0:12.29)	0:56.44 [6] (0:12.36)	0:44.07 [6] (0:13.10)	0:30.97 [6] (0:14.04)	0:16.93 [6] (0:16.93)
Average Speed [km/h]	44.2	63.2	62.4	58.6	58.2	55.8	51.8	42.8
Top Speed [km/h]	56.6	65.2	64.7	60.5	59.3	58.9	52.7	49.7
Avg. Dist. to Rail [m]	6.4	1.1	0.5	0.3	1.0	2.2	5.0	8.8
Avg. Stride Freq. [Hz]	2.2	2.4	2.4	2.3	2.3	2.3	2.3	2.1
Avg. Stride Length [m]	5.5	7.3	7.6	7.1	7.1	6.8	6.5	6.0



[ ] Ranking at each section and finish  
 -:-:- No data available at this section  
 NA No data available



Ladbroke's Cannon Park QLD -  
 Race 6: LADBROKES BIG BETS COPY NOW OPEN Handicap - 950m  
 04 April 2026 - 1:27PM



Track Rating: Heavy 10, Weather: Fine, Rail Position: True Entire Circuit

Field Times (Race Tempo)      0:55.88 (0:09.58)    0:46.30 (0:10.46)    0:35.84 (0:11.59)    0:24.25 (0:11.86)    0:12.40 (0:12.40)

Rank	TAB#	Horse	Overall Time	First 400m	Top Speed km/h (Section)	L950	L800	L600	L400	L200			
	(BAR#)	Jockey	Margin (DT-W)	Last 600m	Fastest Section (Time)	Start - 800	800 - 600	600 - 400	400 - 200	200 - Finish			
1	2	Valenki	0:55.88	0:23.65	69.3 (800-600)	0:55.88	0:45.71 [4]	0:35.09 [4]	0:23.73 [3]	0:12.12 [3]			
	(4)	Aidan Holt		0:35.09	800-600 (0:10.62)	(0:10.17)	(0:10.62)	(0:11.36)	(0:11.61)	(0:12.12)			
2	3	Impardoo	0:56.09	0:23.46	69.3 (800-600)	0:56.09	0:46.06 [2]	0:35.49 [2]	0:24.12 [2]	0:12.41 [2]			
	(5)	Lacey Morrison	1.2L (-1)	0:35.50	800-600 (0:10.57)	(0:10.03)	(0:10.57)	(0:11.38)	(0:11.71)	(0:12.41)			
3	4	Ruby Chicks	0:56.41	0:22.92	69.3 (800-600)	0:56.41	0:46.83 [1]	0:36.37 [1]	0:24.78 [1]	0:12.93 [1]			
	(1)	Krysten Swaffer	3.1L (-2)	0:36.38	800-600 (0:10.46)	(0:09.58)	(0:10.46)	(0:11.59)	(0:11.86)	(0:12.93)			
4	6	Red Hot Lizzie	0:57.68	0:24.23	67.6 (600-400)	0:57.68	0:47.14 [5]	0:36.27 [5]	0:24.93 [5]	0:12.81 [5]			
	(3)	Chelsea Jokic	10.6L (+0)	0:36.27	800-600 (0:10.87)	(0:10.54)	(0:10.87)	(0:11.34)	(0:12.12)	(0:12.81)			
5	1	Missile Thunder	0:58.46	0:23.67	68.0 (800-600)	0:58.46	0:48.37 [3]	0:37.69 [3]	0:26.06 [4]	0:13.64 [4]			
	(2)	Lauren Guernier	15.2L (-4)	0:37.69	800-600 (0:10.67)	(0:10.09)	(0:10.67)	(0:11.64)	(0:12.41)	(0:13.64)			

Scratched: Seventies Hit (#5)

Report Created: Sat 04 April 2026

(Note: Races are conducted over an approximate distance as close as possible to the advertised distance, and recorded data may vary accordingly. Official times refer to race times only and do not include handicap times.)

[ ] Position in running at each section and finish    TAB#    Saddle cloth number

[ ] Fastest split

-:--:-- No data available at this section

BAR#    Barrier/Gate Position

[■] Fastest section

NA    No data available

DNF    Did not finish

DNT    Did not track

DT-W    Distance travelled compared to winner in metres

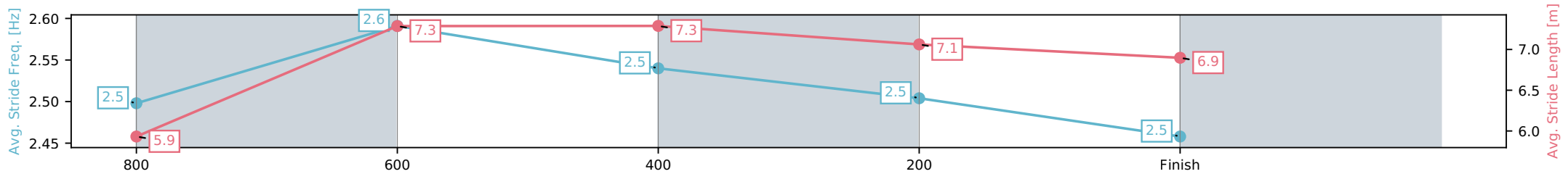
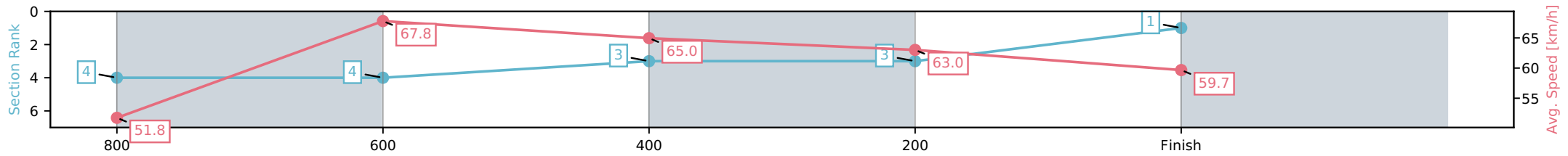
Horse/Jockey Name	Valenki/Aidan Holt
Finish Rank	1
Fastest Section Time (Section)	0:10.62 (800-600)
Top Speed [km/h] (Section)	69.3 (800-600)
Race State	Finished



Ladbroke's Cannon Park QLD  
 Race 6: LADBROKES BIG BETS COPY NOW OPEN Handicap - 950m  
 04 April 2026 - 1:27PM  
 Track Rating: Heavy 10, Weather: Fine, Rail Position: True Entire Circuit



Section	L950	L800	L600	L400	L200
Section Times	0:55.88 (0:10.17)	0:45.71 [4] (0:10.62)	0:35.09 [3] (0:11.36)	0:23.73 [3] (0:11.61)	0:12.12 [1] (0:12.12)
Average Speed [km/h]	51.8	67.8	65.0	63.0	59.7
Top Speed [km/h]	65.8	69.3	68.1	63.6	61.8
Avg. Dist. to Rail [m]	5.1	2.8	3.8	5.4	4.2
Avg. Stride Freq. [Hz]	2.5	2.6	2.5	2.5	2.5
Avg. Stride Length [m]	5.9	7.3	7.3	7.1	6.9



[ ] Ranking at each section and finish  
 -:-:- No data available at this section  
 NA No data available

Horse/Jockey Name	Impardoo/Lacey Morrison
Finish Rank	2
Fastest Section Time (Section)	0:10.57 (800-600)
Top Speed [km/h] (Section)	69.3 (800-600)
Race State	Finished



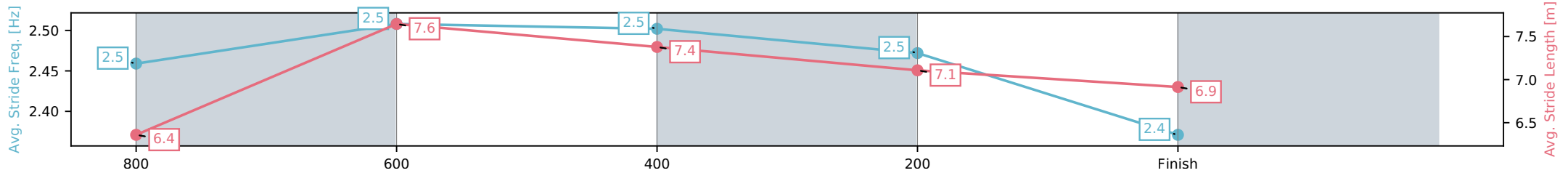
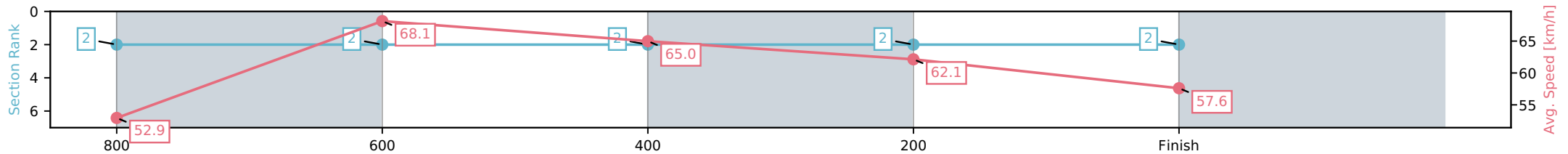
Ladbrokes Cannon Park QLD  
 Race 6: LADBROKES BIG BETS COPY NOW OPEN Handicap  
 - 950m



04 April 2026 - 1:27PM

Track Rating: Heavy 10, Weather: Fine, Rail Position: True Entire Circuit

Section	L950	L800	L600	L400	L200
Section Times	0:56.09 (0:10.03)	0:46.06 [2] (0:10.57)	0:35.49 [2] (0:11.38)	0:24.12 [2] (0:11.71)	0:12.41 [2] (0:12.41)
Average Speed [km/h]	52.9	68.1	65.0	62.1	57.6
Top Speed [km/h]	66.1	69.3	66.9	63.2	60.2
Avg. Dist. to Rail [m]	5.1	3.4	4.4	4.0	5.3
Avg. Stride Freq. [Hz]	2.5	2.5	2.5	2.5	2.4
Avg. Stride Length [m]	6.4	7.6	7.4	7.1	6.9



- [ ] Ranking at each section and finish
- :-:- No data available at this section
- NA No data available

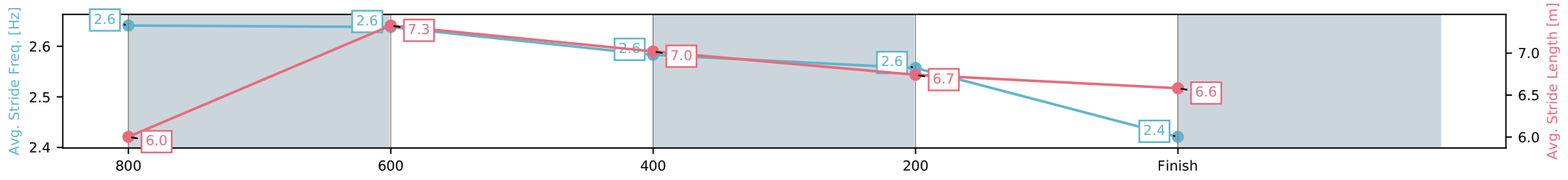
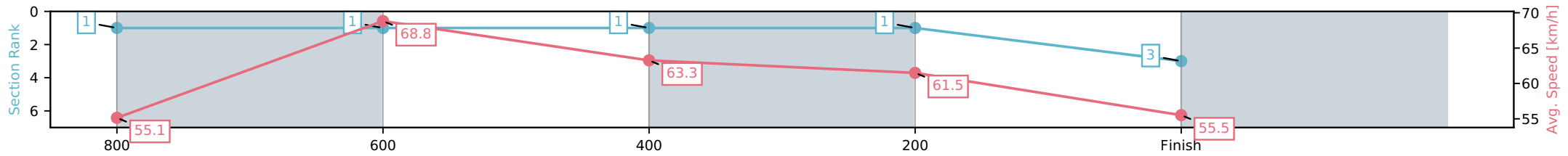
Horse/Jockey Name	Ruby Chicks/Krysten Swaffer
Finish Rank	3
Fastest Section Time (Section)	0:10.46 (800-600)
Top Speed [km/h] (Section)	69.3 (800-600)
Race State	Finished



Ladbrokes Cannon Park QLD  
 Race 6: LADBROKES BIG BETS COPY NOW OPEN Handicap - 950m  
 04 April 2026 - 1:27PM  
 Track Rating: Heavy 10, Weather: Fine, Rail Position: True Entire Circuit



Section	L950	L800	L600	L400	L200
Section Times	0:56.41 (0:09.58)	0:46.83 [1] (0:10.46)	0:36.37 [1] (0:11.59)	0:24.78 [1] (0:11.86)	0:12.93 [3] (0:12.93)
Average Speed [km/h]	55.1	68.8	63.3	61.5	55.5
Top Speed [km/h]	69.1	69.3	67.7	62.6	59.9
Avg. Dist. to Rail [m]	2.4	0.9	2.6	4.6	6.0
Avg. Stride Freq. [Hz]	2.6	2.6	2.6	2.6	2.4
Avg. Stride Length [m]	6.0	7.3	7.0	6.7	6.6



[ ] Ranking at each section and finish  
 -:-:- No data available at this section  
 NA No data available

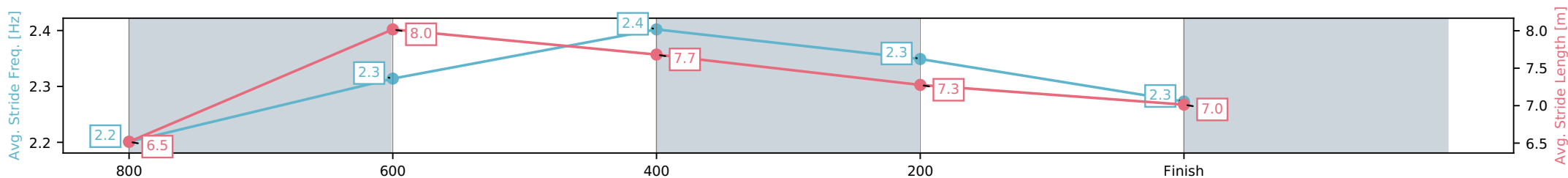
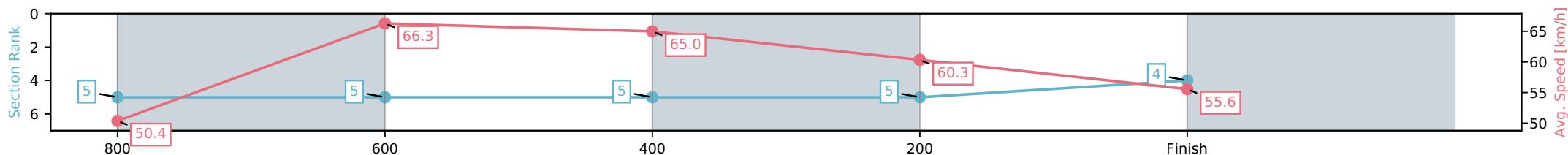
Horse/Jockey Name	Red Hot Lizzie/Chelsea Jokic
Finish Rank	4
Fastest Section Time (Section)	0:10.87 (800-600)
Top Speed [km/h] (Section)	67.6 (600-400)
Race State	Finished



Ladbrokes Cannon Park QLD  
 Race 6: LADBROKES BIG BETS COPY NOW OPEN Handicap  
 - 950m  
 04 April 2026 - 1:27PM  
 Track Rating: Heavy 10, Weather: Fine, Rail Position: True Entire Circuit



Section	L950	L800	L600	L400	L200
Section Times	0:57.68 (0:10.54)	0:47.14 [5] (0:10.87)	0:36.27 [5] (0:11.34)	0:24.93 [5] (0:12.12)	0:12.81 [4] (0:12.81)
Average Speed [km/h]	50.4	66.3	65.0	60.3	55.6
Top Speed [km/h]	64.9	67.0	67.6	62.3	58.9
Avg. Dist. to Rail [m]	4.6	3.2	4.0	6.7	8.8
Avg. Stride Freq. [Hz]	2.2	2.3	2.4	2.3	2.3
Avg. Stride Length [m]	6.5	8.0	7.7	7.3	7.0



[ ] Ranking at each section and finish  
 -:-:- No data available at this section  
 NA No data available

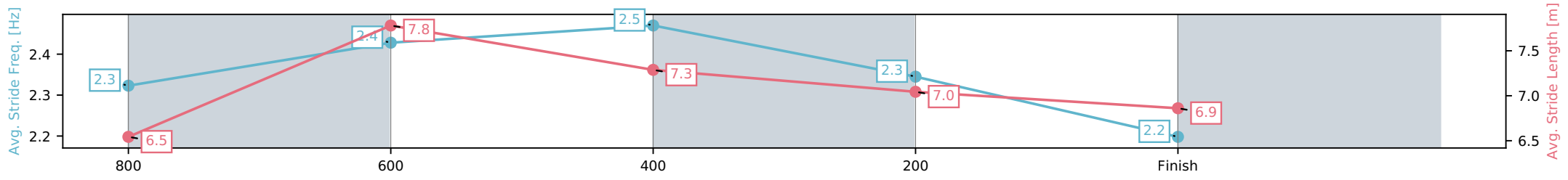
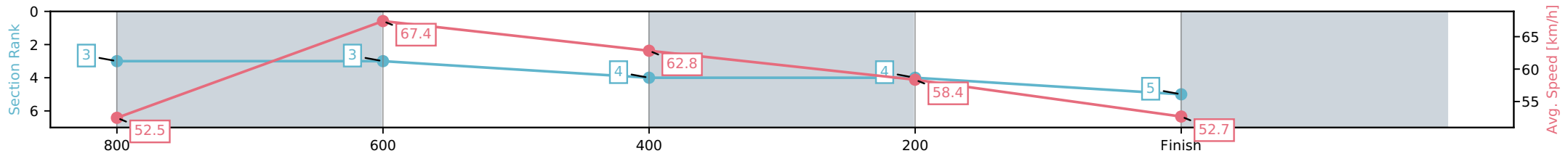
Horse/Jockey Name	Missile Thunder/Lauren Guernier
Finish Rank	5
Fastest Section Time (Section)	0:10.67 (800-600)
Top Speed [km/h] (Section)	68.0 (800-600)
Race State	Finished



Ladbroke's Cannon Park QLD  
 Race 6: LADBROKES BIG BETS COPY NOW OPEN Handicap - 950m  
 04 April 2026 - 1:27PM  
 Track Rating: Heavy 10, Weather: Fine, Rail Position: True Entire Circuit



Section	L950	L800	L600	L400	L200
Section Times	0:58.46 (0:10.09)	0:48.37 [3] (0:10.67)	0:37.69 [4] (0:11.64)	0:26.06 [4] (0:12.41)	0:13.64 [5] (0:13.64)
Average Speed [km/h]	52.5	67.4	62.8	58.4	52.7
Top Speed [km/h]	66.4	68.0	67.0	59.3	56.3
Avg. Dist. to Rail [m]	3.6	1.8	2.5	2.6	4.4
Avg. Stride Freq. [Hz]	2.3	2.4	2.5	2.3	2.2
Avg. Stride Length [m]	6.5	7.8	7.3	7.0	6.9



[ ] Ranking at each section and finish  
 -.-.- No data available at this section  
 NA No data available