



Eagle Farm QLD  
 Race 2: SKY RACING Maiden Plate - 1400m  
 08 April 2026 - 1:13PM



BRISBANE  
 RACING CLUB

Track Rating: Good 4, Weather: Fine, Rail Position: +11m Entire Circuit

Field Times (Race Tempo)      1:23.62    1:09.69    0:58.94    0:47.63    0:35.83    0:24.19    0:12.59  
 (0:13.93)    (0:10.74)    (0:11.31)    (0:11.80)    (0:11.64)    (0:11.60)    (0:12.59)

Rank	TAB#	Horse	Overall Time	First 400m	Top Speed km/h (Section)	L1400	L1200	L1000	L800	L600	L400	L200
	(BAR#)	Jockey	Margin (DT-W)	Last 600m	Fastest Section (Time)	Start - 1200	1200 - 1000	1000 - 800	800 - 600	600 - 400	400 - 200	200 - Finish
1	4	Kadesky	1:23.62	0:25.14	65.2 (1200-1000)	1:23.62	1:09.69 [1]	0:58.48 [3]	0:47.20 [3]	0:35.70 [3]	0:24.08 [3]	0:12.17 [3]
	(1)	Damien Thornton		0:35.70	1200-1000 (0:11.21)	(0:13.93)	(0:11.21)	(0:11.28)	(0:11.51)	(0:11.62)	(0:11.91)	(0:12.17)
2	8	Saturdays Girl	1:23.71	0:25.54	64.9 (1000-800)	1:23.71	1:09.45 [6]	0:58.16 [6]	0:46.86 [6]	0:35.48 [5]	0:24.02 [5]	0:12.61 [2]
	(3)	Ben Thompson	0.5L (-1)	0:35.49	1200-1000 (0:11.28)	(0:14.26)	(0:11.28)	(0:11.30)	(0:11.38)	(0:11.46)	(0:11.42)	(0:12.61)
3	7	The Aviator	1:23.88	0:25.24	65.2 (1200-1000)	1:23.88	1:09.91 [2]	0:58.64 [4]	0:47.30 [4]	0:35.84 [4]	0:24.38 [2]	0:12.85 [1]
	(5)	Daniel Moor	1.5L (+0)	0:35.84	1200-1000 (0:11.27)	(0:13.97)	(0:11.27)	(0:11.34)	(0:11.46)	(0:11.46)	(0:11.53)	(0:12.85)
4	6	Luke Skywalker	1:24.07	0:25.35	65.1 (1200-1000)	1:24.07	1:09.90 [5]	0:58.72 [5]	0:47.30 [5]	0:35.80 [6]	0:24.19 [6]	0:12.55 [5]
	(2)	Angela Jones	2.6L (-3)	0:35.81	1200-1000 (0:11.18)	(0:14.17)	(0:11.18)	(0:11.42)	(0:11.49)	(0:11.62)	(0:11.64)	(0:12.55)
5	11	Sonic Flyer	1:24.37	0:25.79	65.5 (800-600)	1:24.37	1:09.87 [8]	0:58.58 [8]	0:47.28 [8]	0:35.90 [7]	0:24.25 [9]	0:12.72 [7]
	(8)	Mark Du Plessis	4.4L (+0)	0:35.89	1200-1000 (0:11.29)	(0:14.50)	(0:11.29)	(0:11.31)	(0:11.38)	(0:11.65)	(0:11.52)	(0:12.72)
6	2	Delicious Derek	1:24.54	0:25.76	65.1 (1000-800)	1:24.54	1:10.03 [9]	0:58.78 [7]	0:47.46 [7]	0:36.05 [8]	0:24.54 [7]	0:12.95 [6]
	(7)	Ryan Maloney	5.4L (-2)	0:36.05	1200-1000 (0:11.25)	(0:14.51)	(0:11.25)	(0:11.32)	(0:11.41)	(0:11.51)	(0:11.59)	(0:12.95)
7	9	The Messiah	1:24.60	0:25.90	65.1 (800-600)	1:24.60	1:10.24 [7]	0:58.71 [9]	0:47.26 [9]	0:35.87 [9]	0:24.58 [8]	0:12.94 [8]
	(4)	Jaden Lloyd	5.7L (+0)	0:35.87	600-400 (0:11.29)	(0:14.36)	(0:11.54)	(0:11.45)	(0:11.39)	(0:11.29)	(0:11.64)	(0:12.94)
8	5	Los Alamos	1:24.73	0:25.02	67.1 (1200-1000)	1:24.73	1:10.72 [3]	0:59.71 [2]	0:48.41 [2]	0:36.92 [2]	0:25.30 [1]	0:13.23 [4]
	(6)	Corey Sutherland	6.5L (-1)	0:36.92	1200-1000 (0:11.01)	(0:14.01)	(0:11.01)	(0:11.30)	(0:11.49)	(0:11.62)	(0:12.07)	(0:13.23)
9	3	Flashmaster	1:26.05	0:24.68	69.4 (1200-1000)	1:26.05	1:12.03 [4]	1:01.37 [1]	0:50.06 [1]	0:38.26 [1]	0:26.45 [4]	0:14.06 [9]
	(9)	Andrew Mallyon	14.3L (-1)	0:38.26	1200-1000 (0:10.66)	(0:14.02)	(0:10.66)	(0:11.31)	(0:11.80)	(0:11.81)	(0:12.39)	(0:14.06)

Scratched: What Did You Say (#1), Bomb Perignon (#10)

Report Created: Wed 08 April 2026

(Note: Races are conducted over an approximate distance as close as possible to the advertised distance, and recorded data may vary accordingly. Official times refer to race times only and do not include handicap times.)

[ ] Position in running at each section and finish    TAB#    Saddle cloth number

-:-:- No data available at this section

NA No data available

DNT Did not track

BAR# Barrier/Gate Position

DNF Did not finish

DT-W Distance travelled compared to winner in metres

Fastest split

Fastest section

Horse/Jockey Name	Kadesky/Damien Thornton
Finish Rank	1
Fastest Section Time (Section)	0:11.21 (1200-1000)
Top Speed [km/h] (Section)	65.2 (1200-1000)
Race State	Finished



Eagle Farm QLD --Professional-2026-04-08

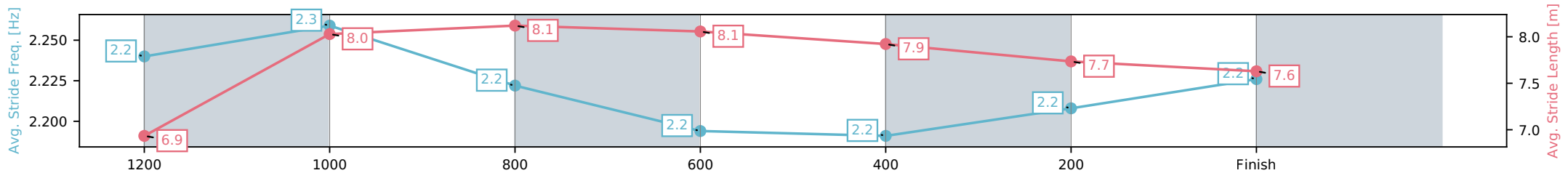
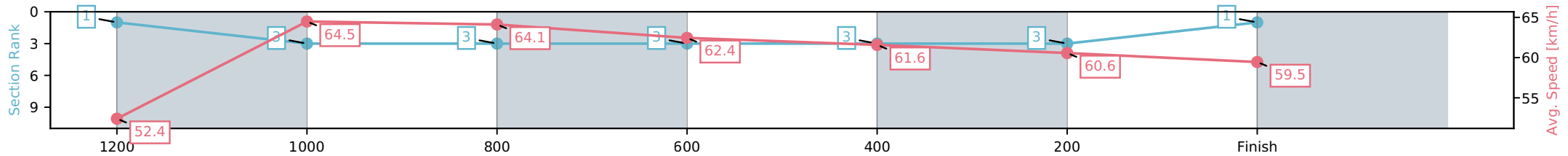
Race 2: SKY RACING Maiden Plate - 1400m

08 April 2026 - 1:13PM

Track Rating: Good 4, Weather: Fine, Rail Position: +11m Entire Circuit



Section	L1400	L1200	L1000	L800	L600	L400	L200
Section Times	1:23.62 (0:13.93)	1:09.69 [3] (0:11.21)	0:58.48 [3] (0:11.28)	0:47.20 [3] (0:11.51)	0:35.70 [3] (0:11.62)	0:24.08 [3] (0:11.91)	0:12.17 [1] (0:12.17)
Average Speed [km/h]	52.4	64.5	64.1	62.4	61.6	60.6	59.5
Top Speed [km/h]	63.4	65.2	64.6	63.3	62.5	61.9	61.9
Avg. Dist. to Rail [m]	1.9	2.2	0.8	0.3	0.8	0.4	0.5
Avg. Stride Freq. [Hz]	2.2	2.3	2.2	2.2	2.2	2.2	2.2
Avg. Stride Length [m]	6.9	8.0	8.1	8.1	7.9	7.7	7.6



- [ ] Ranking at each section and finish
- :-:- No data available at this section
- NA No data available

Horse/Jockey Name	Saturdays Girl/Ben Thompson
Finish Rank	2
Fastest Section Time (Section)	0:11.28 (1200-1000)
Top Speed [km/h] (Section)	64.9 (1000-800)
Race State	Finished



Eagle Farm QLD --Professional-2026-04-08

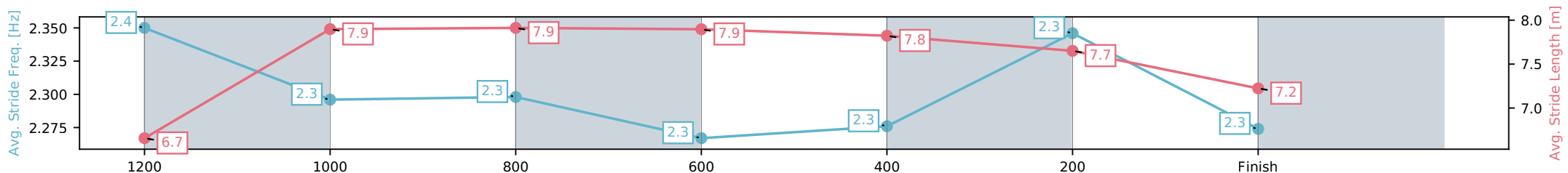
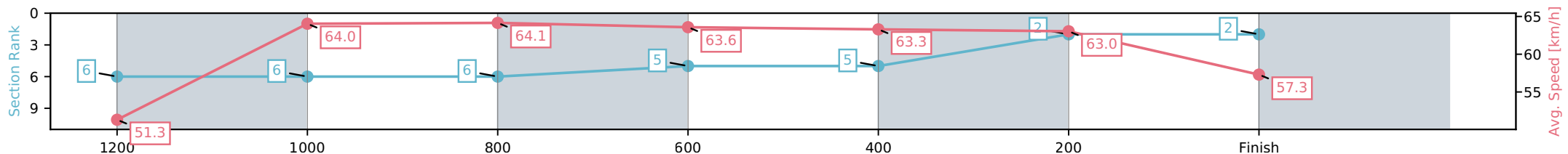
Race 2: SKY RACING Maiden Plate - 1400m

08 April 2026 - 1:13PM

Track Rating: Good 4, Weather: Fine, Rail Position: +11m Entire Circuit



Section	L1400	L1200	L1000	L800	L600	L400	L200
Section Times	1:23.71 (0:14.26)	1:09.45 [6] (0:11.28)	0:58.16 [6] (0:11.30)	0:46.86 [5] (0:11.38)	0:35.48 [5] (0:11.46)	0:24.02 [2] (0:11.42)	0:12.61 [2] (0:12.61)
Average Speed [km/h]	51.3	64.0	64.1	63.6	63.3	63.0	57.3
Top Speed [km/h]	63.5	64.6	64.9	64.7	64.1	64.4	60.8
Avg. Dist. to Rail [m]	2.5	2.2	1.6	1.2	1.5	4.2	6.3
Avg. Stride Freq. [Hz]	2.4	2.3	2.3	2.3	2.3	2.3	2.3
Avg. Stride Length [m]	6.7	7.9	7.9	7.9	7.8	7.7	7.2



- [ ] Ranking at each section and finish
- :-:- No data available at this section
- NA No data available

Horse/Jockey Name	The Aviator/Daniel Moor
Finish Rank	3
Fastest Section Time (Section)	0:11.27 (1200-1000)
Top Speed [km/h] (Section)	65.2 (1200-1000)
Race State	Finished



Eagle Farm QLD --Professional-2026-04-08

Race 2: SKY RACING Maiden Plate - 1400m

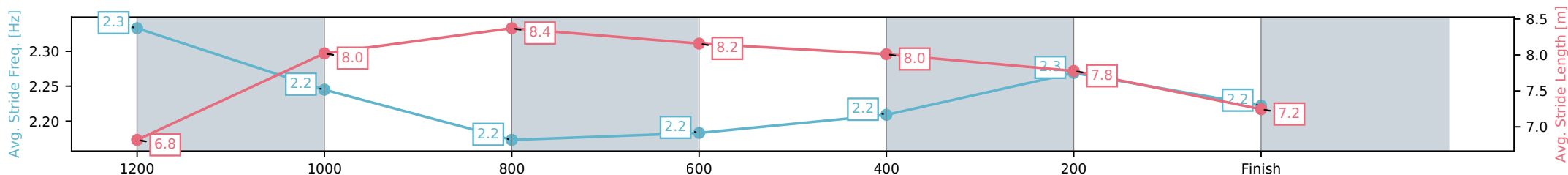
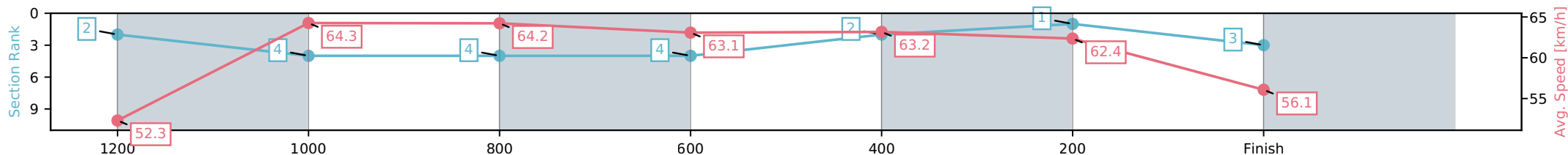
08 April 2026 - 1:13PM

Track Rating: Good 4, Weather: Fine, Rail Position: +11m Entire Circuit



BRISBANE RACING CLUB

Section	L1400	L1200	L1000	L800	L600	L400	L200
Section Times	1:23.88 (0:13.97)	1:09.91 [4] (0:11.27)	0:58.64 [4] (0:11.34)	0:47.30 [4] (0:11.46)	0:35.84 [2] (0:11.46)	0:24.38 [1] (0:11.53)	0:12.85 [3] (0:12.85)
Average Speed [km/h]	52.3	64.3	64.2	63.1	63.2	62.4	56.1
Top Speed [km/h]	63.1	65.2	64.7	63.6	63.7	63.8	60.0
Avg. Dist. to Rail [m]	4.6	3.5	2.4	1.2	0.9	1.5	2.2
Avg. Stride Freq. [Hz]	2.3	2.2	2.2	2.2	2.2	2.3	2.2
Avg. Stride Length [m]	6.8	8.0	8.4	8.2	8.0	7.8	7.2



- [ ] Ranking at each section and finish
- :-:- No data available at this section
- NA No data available

Horse/Jockey Name	Luke Skywalker/Angela Jones
Finish Rank	4
Fastest Section Time (Section)	0:11.18 (1200-1000)
Top Speed [km/h] (Section)	65.1 (1200-1000)
Race State	Finished



Eagle Farm QLD --Professional-2026-04-08

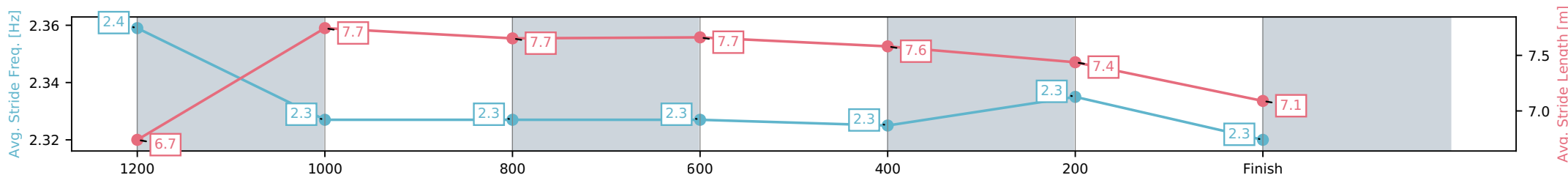
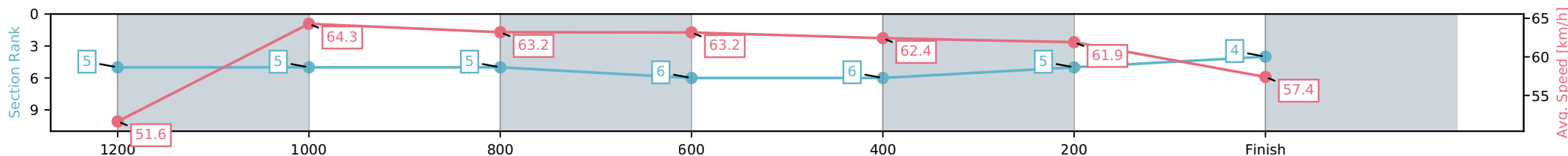
Race 2: SKY RACING Maiden Plate - 1400m

08 April 2026 - 1:13PM

Track Rating: Good 4, Weather: Fine, Rail Position: +11m Entire Circuit



Section	L1400	L1200	L1000	L800	L600	L400	L200
Section Times	1:24.07 (0:14.17)	1:09.90 [5] (0:11.18)	0:58.72 [5] (0:11.42)	0:47.30 [6] (0:11.49)	0:35.80 [6] (0:11.62)	0:24.19 [5] (0:11.64)	0:12.55 [4] (0:12.55)
Average Speed [km/h]	51.6	64.3	63.2	63.2	62.4	61.9	57.4
Top Speed [km/h]	63.0	65.1	63.9	63.9	62.7	63.0	60.3
Avg. Dist. to Rail [m]	1.9	0.5	0.5	1.6	1.7	2.5	2.3
Avg. Stride Freq. [Hz]	2.4	2.3	2.3	2.3	2.3	2.3	2.3
Avg. Stride Length [m]	6.7	7.7	7.7	7.7	7.6	7.4	7.1



- [ ] Ranking at each section and finish
- :-:- No data available at this section
- NA No data available

Horse/Jockey Name	Sonic Flyer/Mark Du Plessis
Finish Rank	5
Fastest Section Time (Section)	0:11.29 (1200-1000)
Top Speed [km/h] (Section)	65.5 (800-600)
Race State	Finished



Eagle Farm QLD --Professional-2026-04-08

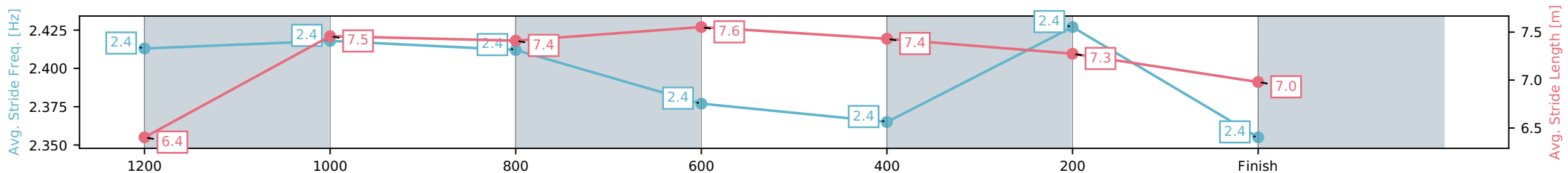
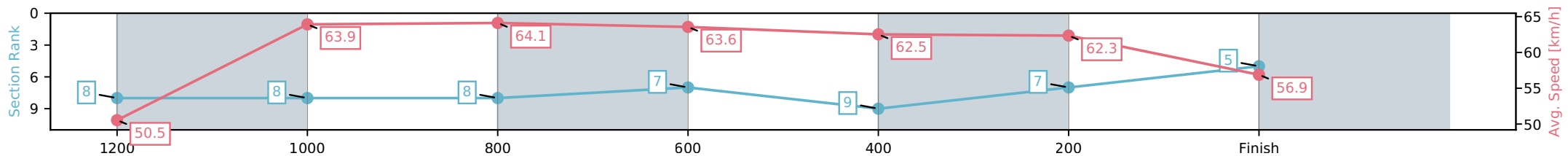
Race 2: SKY RACING Maiden Plate - 1400m

08 April 2026 - 1:13PM

Track Rating: Good 4, Weather: Fine, Rail Position: +11m Entire Circuit



Section	L1400	L1200	L1000	L800	L600	L400	L200
Section Times	1:24.37 (0:14.50)	1:09.87 [8] (0:11.29)	0:58.58 [8] (0:11.31)	0:47.28 [7] (0:11.38)	0:35.90 [9] (0:11.65)	0:24.25 [7] (0:11.52)	0:12.72 [5] (0:12.72)
Average Speed [km/h]	50.5	63.9	64.1	63.6	62.5	62.3	56.9
Top Speed [km/h]	63.6	64.5	65.3	65.5	63.0	63.5	60.3
Avg. Dist. to Rail [m]	5.0	2.1	1.4	1.1	2.3	5.0	7.3
Avg. Stride Freq. [Hz]	2.4	2.4	2.4	2.4	2.4	2.4	2.4
Avg. Stride Length [m]	6.4	7.5	7.4	7.6	7.4	7.3	7.0

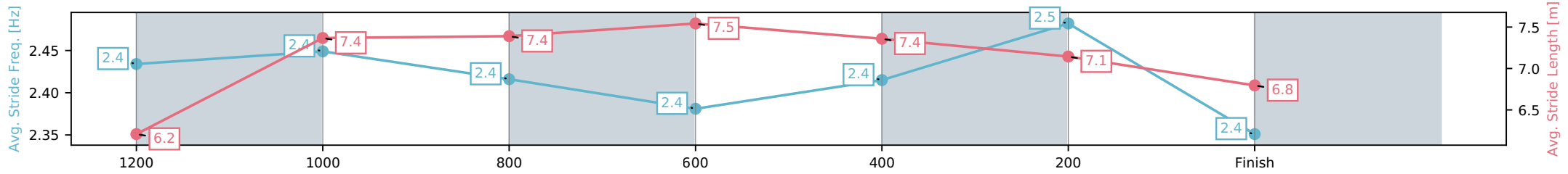
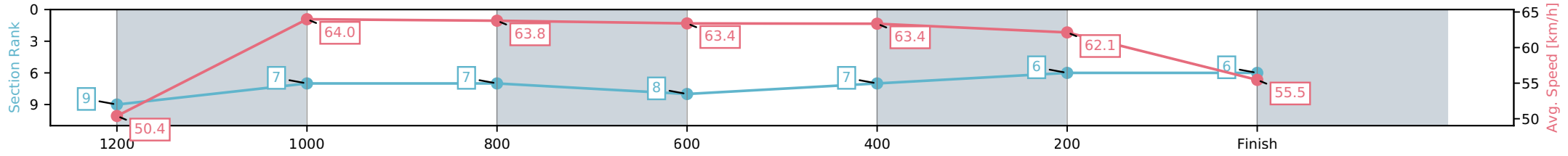


- [ ] Ranking at each section and finish
- :-:- No data available at this section
- NA No data available

Horse/Jockey Name	Delicious Derek/Ryan Maloney
Finish Rank	6
Fastest Section Time (Section)	0:11.25 (1200-1000)
Top Speed [km/h] (Section)	65.1 (1000-800)
Race State	Finished



Section	L1400	L1200	L1000	L800	L600	L400	L200
Section Times	1:24.54 (0:14.51)	1:10.03 [7] (0:11.25)	0:58.78 [7] (0:11.32)	0:47.46 [8] (0:11.41)	0:36.05 [7] (0:11.51)	0:24.54 [6] (0:11.59)	0:12.95 [6] (0:12.95)
Average Speed [km/h]	50.4	64.0	63.8	63.4	63.4	62.1	55.5
Top Speed [km/h]	64.5	64.4	65.1	64.9	64.2	64.6	59.3
Avg. Dist. to Rail [m]	3.6	0.8	0.6	1.1	2.6	6.2	5.6
Avg. Stride Freq. [Hz]	2.4	2.4	2.4	2.4	2.4	2.5	2.4
Avg. Stride Length [m]	6.2	7.4	7.4	7.5	7.4	7.1	6.8



[ ] Ranking at each section and finish  
 -:-:- No data available at this section  
 NA No data available

Horse/Jockey Name	The Messiah/Jaden Lloyd
Finish Rank	7
Fastest Section Time (Section)	0:11.29 (600-400)
Top Speed [km/h] (Section)	65.1 (800-600)
Race State	Finished



Eagle Farm QLD --Professional-2026-04-08

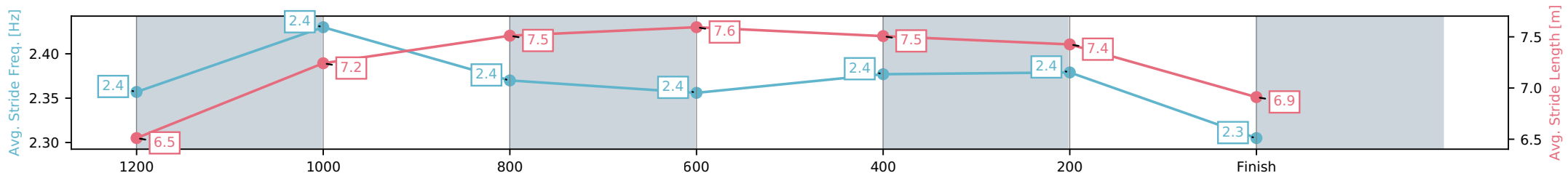
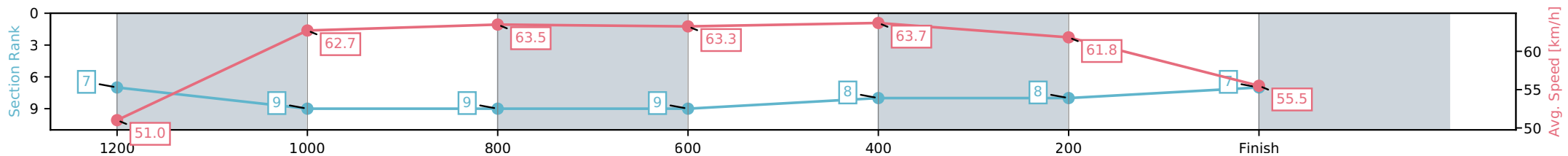
Race 2: SKY RACING Maiden Plate - 1400m

08 April 2026 - 1:13PM

Track Rating: Good 4, Weather: Fine, Rail Position: +11m Entire Circuit



Section	L1400	L1200	L1000	L800	L600	L400	L200
Section Times	1:24.60 (0:14.36)	1:10.24 [9] (0:11.54)	0:58.71 [9] (0:11.45)	0:47.26 [9] (0:11.39)	0:35.87 [8] (0:11.29)	0:24.58 [8] (0:11.64)	0:12.94 [7] (0:12.94)
Average Speed [km/h]	51.0	62.7	63.5	63.3	63.7	61.8	55.5
Top Speed [km/h]	62.3	63.5	65.1	65.1	64.5	64.3	58.2
Avg. Dist. to Rail [m]	3.9	3.9	1.9	0.5	0.7	2.3	1.7
Avg. Stride Freq. [Hz]	2.4	2.4	2.4	2.4	2.4	2.4	2.3
Avg. Stride Length [m]	6.5	7.2	7.5	7.6	7.5	7.4	6.9



- [ ] Ranking at each section and finish
- :-:- No data available at this section
- NA No data available

Horse/Jockey Name	Los Alamitos/Corey Sutherland
Finish Rank	8
Fastest Section Time (Section)	0:11.01 (1200-1000)
Top Speed [km/h] (Section)	67.1 (1200-1000)
Race State	Finished



Eagle Farm QLD --Professional-2026-04-08

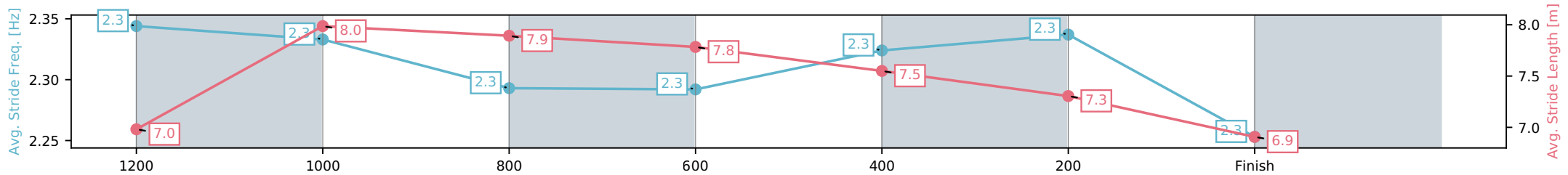
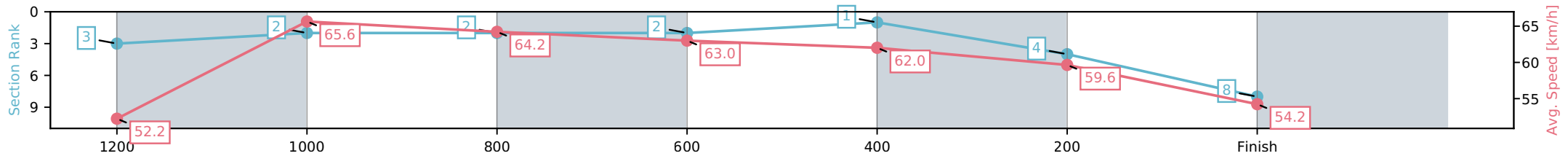
Race 2: SKY RACING Maiden Plate - 1400m

08 April 2026 - 1:13PM

Track Rating: Good 4, Weather: Fine, Rail Position: +11m Entire Circuit



Section	L1400	L1200	L1000	L800	L600	L400	L200
Section Times	1:24.73 (0:14.01)	1:10.72 [2] (0:11.01)	0:59.71 [2] (0:11.30)	0:48.41 [2] (0:11.49)	0:36.92 [1] (0:11.62)	0:25.30 [4] (0:12.07)	0:13.23 [8] (0:13.23)
Average Speed [km/h]	52.2	65.6	64.2	63.0	62.0	59.6	54.2
Top Speed [km/h]	66.8	67.1	65.3	63.8	62.6	62.5	57.1
Avg. Dist. to Rail [m]	5.7	3.4	2.0	1.2	0.3	1.7	1.7
Avg. Stride Freq. [Hz]	2.3	2.3	2.3	2.3	2.3	2.3	2.3
Avg. Stride Length [m]	7.0	8.0	7.9	7.8	7.5	7.3	6.9



- [ ] Ranking at each section and finish
- :-:- No data available at this section
- NA No data available

Horse/Jockey Name	Flashmaster/Andrew Mallyon
Finish Rank	9
Fastest Section Time (Section)	0:10.66 (1200-1000)
Top Speed [km/h] (Section)	69.4 (1200-1000)
Race State	Finished



Eagle Farm QLD --Professional-2026-04-08

Race 2: SKY RACING Maiden Plate - 1400m

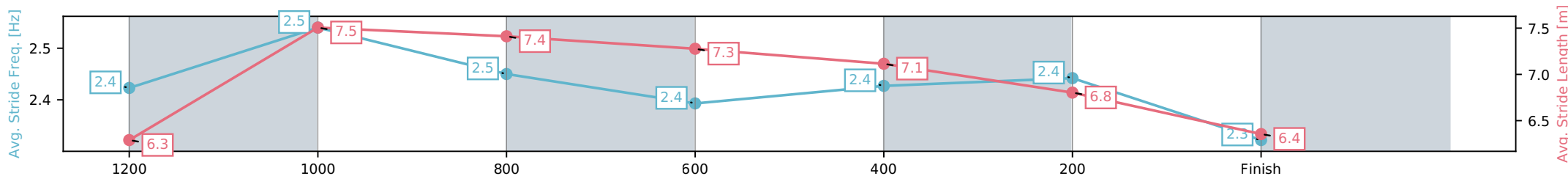
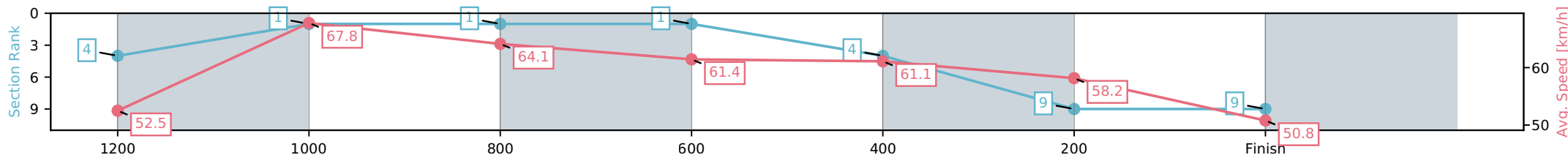
08 April 2026 - 1:13PM

Track Rating: Good 4, Weather: Fine, Rail Position: +11m Entire Circuit



BRISBANE RACING CLUB

Section	L1400	L1200	L1000	L800	L600	L400	L200
Section Times	1:26.05 (0:14.02)	1:12.03 [1] (0:10.66)	1:01.37 [1] (0:11.31)	0:50.06 [1] (0:11.80)	0:38.26 [4] (0:11.81)	0:26.45 [9] (0:12.39)	0:14.06 [9] (0:14.06)
Average Speed [km/h]	52.5	67.8	64.1	61.4	61.1	58.2	50.8
Top Speed [km/h]	68.4	69.4	65.8	62.5	61.6	61.3	54.8
Avg. Dist. to Rail [m]	8.7	4.6	1.9	1.4	0.6	0.6	0.9
Avg. Stride Freq. [Hz]	2.4	2.5	2.5	2.4	2.4	2.4	2.3
Avg. Stride Length [m]	6.3	7.5	7.4	7.3	7.1	6.8	6.4



- [ ] Ranking at each section and finish
- :-:- No data available at this section
- NA No data available



# Eagle Farm QLD

Race 3: BUSY AT WORK NATIONAL APPRENTICE RACE SERIES QTIS Class 1 Plate - 1600m

08 April 2026 - 1:49PM

Track Rating: Good 4, Weather: Fine, Rail Position: +11m Entire Circuit



BRISBANE  
RACING CLUB

Field Times	1:35.84	1:22.55	1:11.64	1:00.12	0:48.14	0:36.34	0:24.79	0:12.86
(Race Tempo)	(0:13.29)	(0:10.92)	(0:11.52)	(0:11.98)	(0:11.80)	(0:11.56)	(0:11.93)	(0:12.86)

Rank	TAB#	Horse	Overall Time	First 400m	Top Speed km/h (Section)	L1600	L1400	L1200	L1000	L800	L600	L400	L200
	(BAR#)	Jockey	Margin (DT-W)	Last 600m	Fastest Section (Time)	Start - 1400	1400 - 1200	1200 - 1000	1000 - 800	800 - 600	600 - 400	400 - 200	200 - Finish
1	10	Diversity	1:35.84	0:24.21	67.6 (1400-1200)	1:35.84	1:22.55 [1]	1:11.64 [1]	1:00.12 [1]	0:48.14 [1]	0:36.34 [1]	0:24.79 [1]	0:12.86 [1]
	(8)	Tahlia Fenlon		0:36.35	1400-1200 (0:10.92)	(0:13.29)	(0:10.92)	(0:11.52)	(0:11.98)	(0:11.80)	(0:11.56)	(0:11.93)	(0:12.86)
2	3	Heroic Rebel	1:36.26	0:24.54	68.9 (1400-1200)	1:36.26	1:22.66 [5]	1:11.72 [5]	1:00.16 [4]	0:48.14 [4]	0:36.28 [5]	0:24.63 [4]	0:12.99 [4]
	(3)	Taylor Johnstone	2.5L (-4)	0:36.27	1400-1200 (0:10.94)	(0:13.60)	(0:10.94)	(0:11.55)	(0:12.03)	(0:11.86)	(0:11.64)	(0:11.64)	(0:12.99)
3	1	Busker	1:36.30	0:24.51	67.9 (1400-1200)	1:36.30	1:22.74 [4]	1:11.79 [4]	1:00.14 [5]	0:48.14 [5]	0:36.32 [4]	0:24.73 [3]	0:13.05 [3]
	(2)	Emily Pozman	2.7L (-6)	0:36.33	1400-1200 (0:10.95)	(0:13.56)	(0:10.95)	(0:11.65)	(0:12.00)	(0:11.81)	(0:11.60)	(0:11.68)	(0:13.05)
4	7	Clive's Glory	1:36.64	0:24.36	66.8 (1600 - 1400)	1:36.64	1:23.33 [2]	1:12.29 [2]	1:00.70 [3]	0:48.68 [3]	0:36.94 [3]	0:25.44 [2]	0:13.56 [2]
	(4)	Chelsea Baker	4.7L (-5)	0:36.94	1400-1200 (0:11.05)	(0:13.31)	(0:11.05)	(0:11.59)	(0:12.02)	(0:11.75)	(0:11.49)	(0:11.89)	(0:13.56)
5	6	Tuki Twelve	1:36.79	0:25.43	65.1 (1400-1200)	1:36.79	1:22.62 [8]	1:11.36 [8]	0:59.87 [8]	0:48.20 [8]	0:36.50 [7]	0:24.89 [6]	0:13.00 [5]
	(7)	Emily Lang	5.6L (-4)	0:36.50	1400-1200 (0:11.26)	(0:14.17)	(0:11.26)	(0:11.49)	(0:11.66)	(0:11.70)	(0:11.61)	(0:11.89)	(0:13.00)
6	2	Heroic Beach	1:36.89	0:25.21	65.6 (1200-1000)	1:36.89	1:23.00 [7]	1:11.68 [6]	1:00.29 [6]	0:48.36 [7]	0:36.42 [9]	0:24.75 [10]	0:12.84 [8]
	(1)	Amber Riddell	6.2L (-4)	0:36.42	1400-1200 (0:11.33)	(0:13.88)	(0:11.33)	(0:11.39)	(0:11.92)	(0:11.94)	(0:11.67)	(0:11.91)	(0:12.84)
7	11	Crypto Magic	1:36.95	0:26.29	64.9 (1000-800)	1:36.95	1:22.12 [10]	1:10.66 [10]	0:59.28 [10]	0:47.94 [10]	0:36.45 [10]	0:24.86 [9]	0:13.12 [6]
	(10)	Dakota Gillett	6.5L (-5)	0:36.46	1000-800 (0:11.34)	(0:14.83)	(0:11.46)	(0:11.38)	(0:11.34)	(0:11.49)	(0:11.59)	(0:11.75)	(0:13.12)
8	8	Inside Passage	1:37.05	0:25.70	65.7 (1400-1200)	1:37.05	1:22.53 [9]	1:11.35 [9]	0:59.88 [9]	0:48.32 [9]	0:36.60 [8]	0:24.99 [8]	0:13.08 [7]
	(9)	Corey Sutherland	7.1L (-8)	0:36.59	1400-1200 (0:11.18)	(0:14.52)	(0:11.18)	(0:11.46)	(0:11.56)	(0:11.73)	(0:11.60)	(0:11.91)	(0:13.08)
9	5	Prefer To Dance	1:37.41	0:25.23	64.3 (1600 - 1400)	1:37.41	1:23.65 [6]	1:12.19 [7]	1:00.73 [7]	0:49.04 [6]	0:37.26 [6]	0:25.43 [7]	0:13.32 [9]
	(5)	Jabez Johnstone	9.2L (-6)	0:37.27	1200-1000 (0:11.46)	(0:13.76)	(0:11.47)	(0:11.46)	(0:11.69)	(0:11.78)	(0:11.83)	(0:12.12)	(0:13.32)
10	9	Grey Impact	1:38.35	0:24.36	67.4 (1400-1200)	1:38.35	1:24.88 [3]	1:13.99 [3]	1:02.49 [2]	0:50.58 [2]	0:38.73 [2]	0:26.71 [5]	0:14.09 [10]
	(6)	Chanel Cooper	14.7L (-7)	0:38.73	1400-1200 (0:10.88)	(0:13.48)	(0:10.88)	(0:11.50)	(0:11.91)	(0:11.86)	(0:12.02)	(0:12.62)	(0:14.09)

Scratched: Piston Rebel (#4)

Report Created: Wed 08 April 2026

(Note: Races are conducted over an approximate distance as close as possible to the advertised distance, and recorded data may vary accordingly. Official times refer to race times only and do not include handicap times.)

[ ] Position in running at each section and finish TAB# Saddle cloth number

-:--:-- No data available at this section

NA No data available

DNT Did not track

BAR# Barrier/Gate Position

DNF Did not finish

DT-W Distance travelled compared to winner in metres

Fastest split

Fastest section

Horse/Jockey Name	Diversity/Tahlia Fenlon
Finish Rank	1
Fastest Section Time (Section)	0:10.92 (1400-1200)
Top Speed [km/h] (Section)	67.6 (1400-1200)
Race State	Finished



Eagle Farm QLD --Professional-2026-04-08

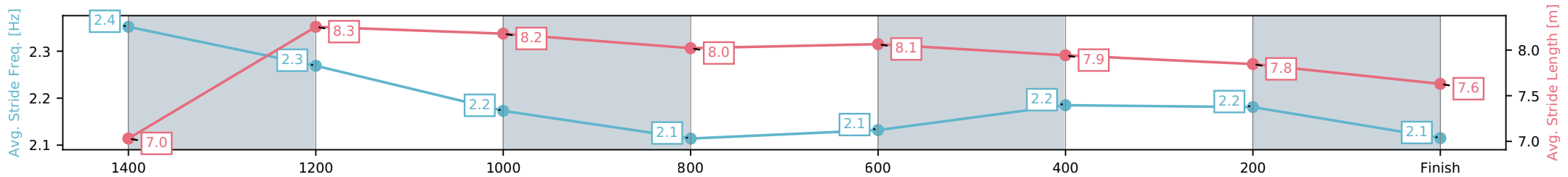
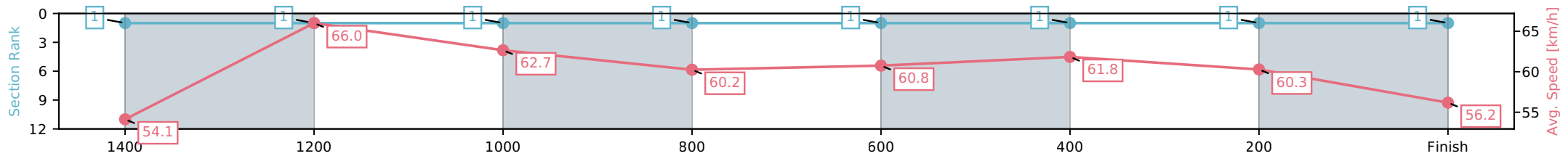
Race 3: BUSY AT WORK NATIONAL APPRENTICE RACE  
SERIES QTIS Class 1 Plate - 1600m

08 April 2026 - 1:49PM

Track Rating: Good 4, Weather: Fine, Rail Position: +11m Entire Circuit



Section	L1600	L1400	L1200	L1000	L800	L600	L400	L200
Section Times	1:35.84 (0:13.29)	1:22.55 [1] (0:10.92)	1:11.64 [1] (0:11.52)	1:00.12 [1] (0:11.98)	0:48.14 [1] (0:11.80)	0:36.34 [1] (0:11.56)	0:24.79 [1] (0:11.93)	0:12.86 [1] (0:12.86)
Average Speed [km/h]	54.1	66.0	62.7	60.2	60.8	61.8	60.3	56.2
Top Speed [km/h]	66.8	67.6	64.5	61.0	61.4	63.4	61.8	58.3
Avg. Dist. to Rail [m]	6.7	2.5	1.7	0.5	0.8	1.8	1.6	0.7
Avg. Stride Freq. [Hz]	2.4	2.3	2.2	2.1	2.1	2.2	2.2	2.1
Avg. Stride Length [m]	7.0	8.3	8.2	8.0	8.1	7.9	7.8	7.6



[ ] Ranking at each section and finish  
 -:-:- No data available at this section  
 NA No data available

Horse/Jockey Name	Heroic Rebel/Taylor Johnstone
Finish Rank	2
Fastest Section Time (Section)	0:10.94 (1400-1200)
Top Speed [km/h] (Section)	68.9 (1400-1200)
Race State	Finished



Eagle Farm QLD --Professional-2026-04-08

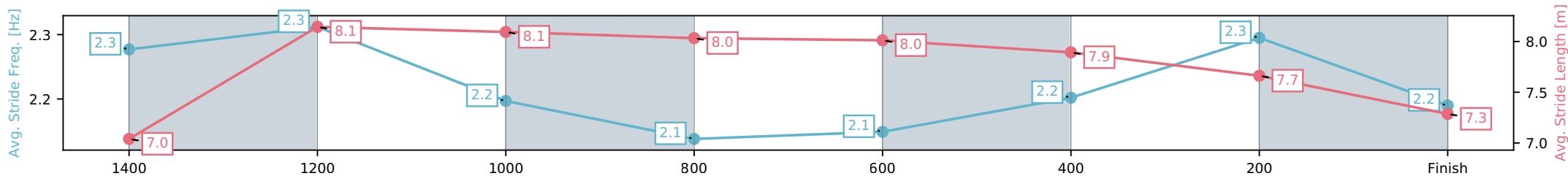
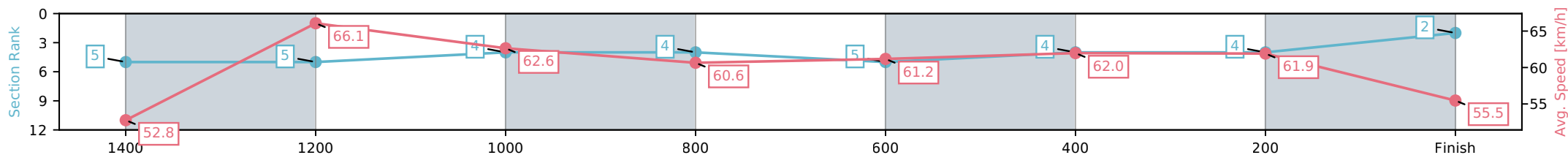
Race 3: BUSY AT WORK NATIONAL APPRENTICE RACE  
SERIES QTIS Class 1 Plate - 1600m

08 April 2026 - 1:49PM

Track Rating: Good 4, Weather: Fine, Rail Position: +11m Entire Circuit



Section	L1600	L1400	L1200	L1000	L800	L600	L400	L200
Section Times	1:36.26 (0:13.60)	1:22.66 [5] (0:10.94)	1:11.72 [4] (0:11.55)	1:00.16 [4] (0:12.03)	0:48.14 [5] (0:11.86)	0:36.28 [4] (0:11.64)	0:24.63 [4] (0:11.64)	0:12.99 [2] (0:12.99)
Average Speed [km/h]	52.8	66.1	62.6	60.6	61.2	62.0	61.9	55.5
Top Speed [km/h]	68.7	68.9	64.4	61.7	61.6	63.9	64.3	59.8
Avg. Dist. to Rail [m]	3.9	3.9	4.6	3.0	1.5	0.8	2.0	1.6
Avg. Stride Freq. [Hz]	2.3	2.3	2.2	2.1	2.1	2.2	2.3	2.2
Avg. Stride Length [m]	7.0	8.1	8.1	8.0	8.0	7.9	7.7	7.3



- [ ] Ranking at each section and finish
- :-:- No data available at this section
- NA No data available

Horse/Jockey Name	Busker/Emily Pozman
Finish Rank	3
Fastest Section Time (Section)	0:10.95 (1400-1200)
Top Speed [km/h] (Section)	67.9 (1400-1200)
Race State	Finished



Eagle Farm QLD --Professional-2026-04-08

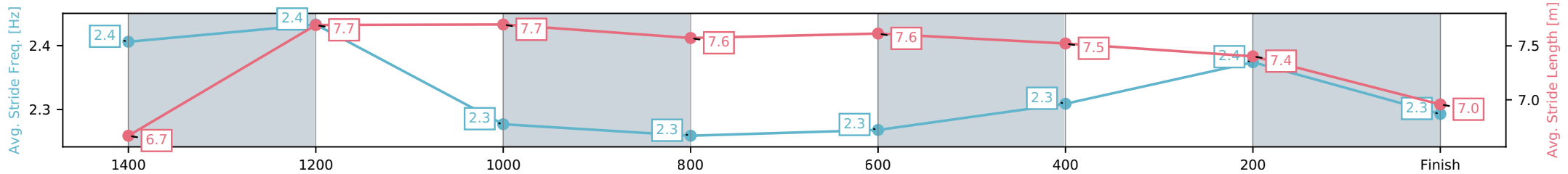
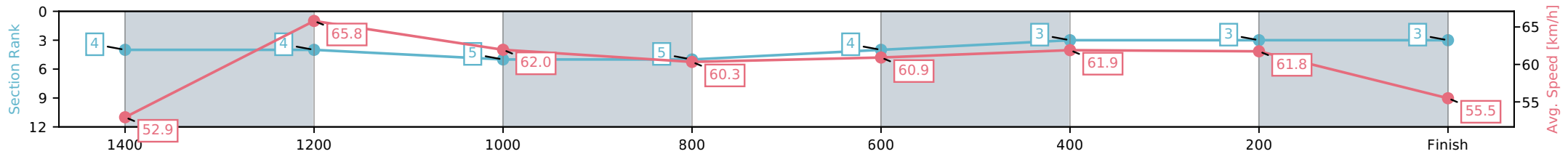
Race 3: BUSY AT WORK NATIONAL APPRENTICE RACE  
SERIES QTIS Class 1 Plate - 1600m

08 April 2026 - 1:49PM

Track Rating: Good 4, Weather: Fine, Rail Position: +11m Entire Circuit



Section	L1600	L1400	L1200	L1000	L800	L600	L400	L200
Section Times	1:36.30 (0:13.56)	1:22.74 [4] (0:10.95)	1:11.79 [5] (0:11.65)	1:00.14 [5] (0:12.00)	0:48.14 [4] (0:11.81)	0:36.32 [3] (0:11.60)	0:24.73 [3] (0:11.68)	0:13.05 [3] (0:13.05)
Average Speed [km/h]	52.9	65.8	62.0	60.3	60.9	61.9	61.8	55.5
Top Speed [km/h]	65.6	67.9	63.6	61.7	62.1	63.0	63.2	59.3
Avg. Dist. to Rail [m]	2.4	1.6	1.8	1.2	0.3	0.5	0.5	0.7
Avg. Stride Freq. [Hz]	2.4	2.4	2.3	2.3	2.3	2.3	2.4	2.3
Avg. Stride Length [m]	6.7	7.7	7.7	7.6	7.6	7.5	7.4	7.0

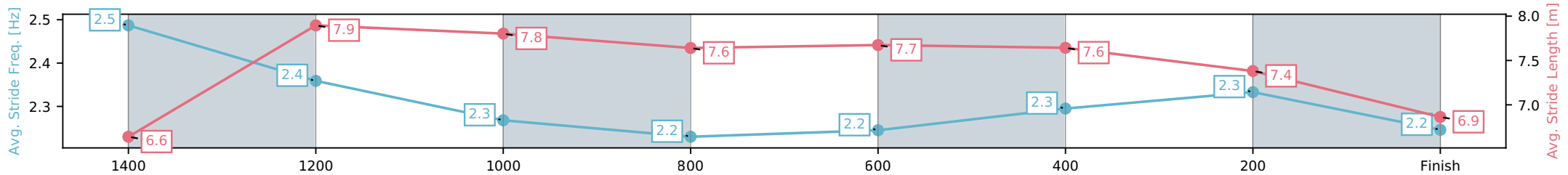
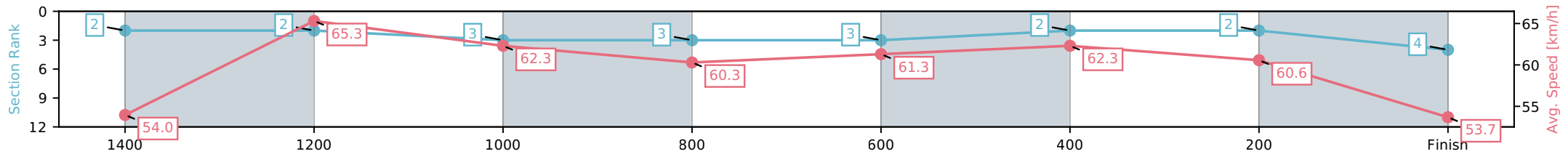


[ ] Ranking at each section and finish  
 -:-:- No data available at this section  
 NA No data available

Horse/Jockey Name	Clive's Glory/Chelsea Baker
Finish Rank	4
Fastest Section Time (Section)	0:11.05 (1400-1200)
Top Speed [km/h] (Section)	66.8 (1600 - 1400)
Race State	Finished



Section	L1600	L1400	L1200	L1000	L800	L600	L400	L200
Section Times	1:36.64 (0:13.31)	1:23.33 [2] (0:11.05)	1:12.29 [3] (0:11.59)	1:00.70 [3] (0:12.02)	0:48.68 [3] (0:11.75)	0:36.94 [2] (0:11.49)	0:25.44 [2] (0:11.89)	0:13.56 [4] (0:13.56)
Average Speed [km/h]	54.0	65.3	62.3	60.3	61.3	62.3	60.6	53.7
Top Speed [km/h]	66.8	66.8	63.8	61.0	62.0	63.1	62.6	57.5
Avg. Dist. to Rail [m]	3.5	2.2	2.3	1.3	0.3	0.8	0.8	1.0
Avg. Stride Freq. [Hz]	2.5	2.4	2.3	2.2	2.2	2.3	2.3	2.2
Avg. Stride Length [m]	6.6	7.9	7.8	7.6	7.7	7.6	7.4	6.9

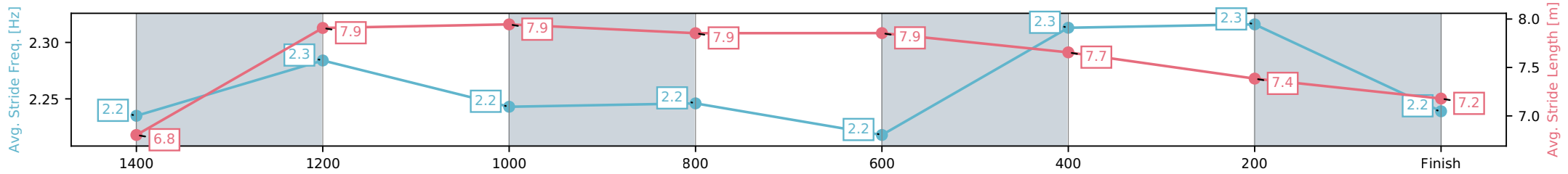
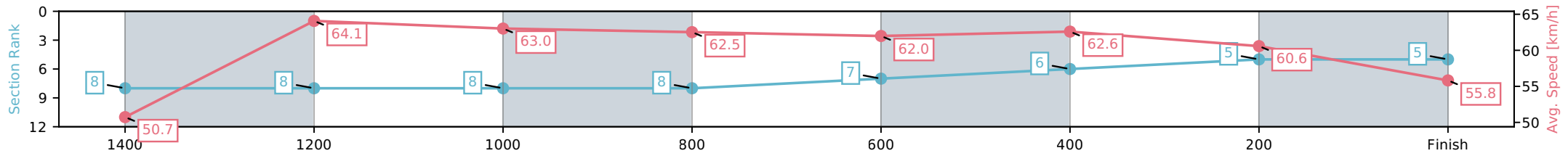


- [ ] Ranking at each section and finish
- :-:- No data available at this section
- NA No data available

Horse/Jockey Name	Tuki Twelve/Emily Lang
Finish Rank	5
Fastest Section Time (Section)	0:11.26 (1400-1200)
Top Speed [km/h] (Section)	65.1 (1400-1200)
Race State	Finished



Section	L1600	L1400	L1200	L1000	L800	L600	L400	L200
Section Times	1:36.79 (0:14.17)	1:22.62 [8] (0:11.26)	1:11.36 [8] (0:11.49)	0:59.87 [8] (0:11.66)	0:48.20 [7] (0:11.70)	0:36.50 [6] (0:11.61)	0:24.89 [5] (0:11.89)	0:13.00 [5] (0:13.00)
Average Speed [km/h]	50.7	64.1	63.0	62.5	62.0	62.6	60.6	55.8
Top Speed [km/h]	64.2	65.1	63.9	63.3	62.9	63.3	62.0	58.3
Avg. Dist. to Rail [m]	6.2	3.9	3.8	3.0	1.7	1.9	4.4	4.2
Avg. Stride Freq. [Hz]	2.2	2.3	2.2	2.2	2.2	2.3	2.3	2.2
Avg. Stride Length [m]	6.8	7.9	7.9	7.9	7.9	7.7	7.4	7.2



[ ] Ranking at each section and finish  
 -:-:- No data available at this section  
 NA No data available

Horse/Jockey Name	Heroic Beach/Amber Riddell
Finish Rank	6
Fastest Section Time (Section)	0:11.33 (1400-1200)
Top Speed [km/h] (Section)	65.6 (1200-1000)
Race State	Finished



Eagle Farm QLD --Professional-2026-04-08

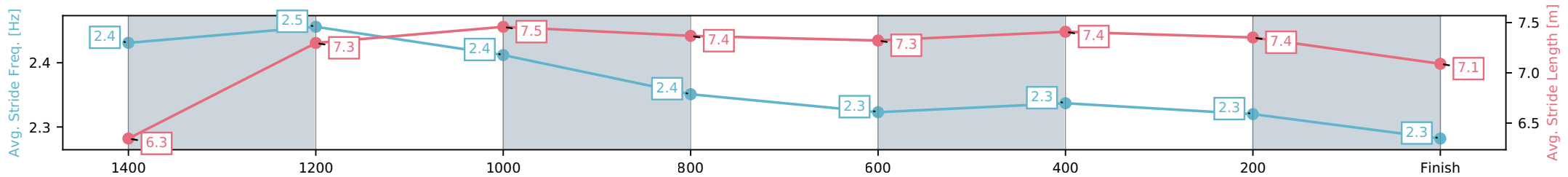
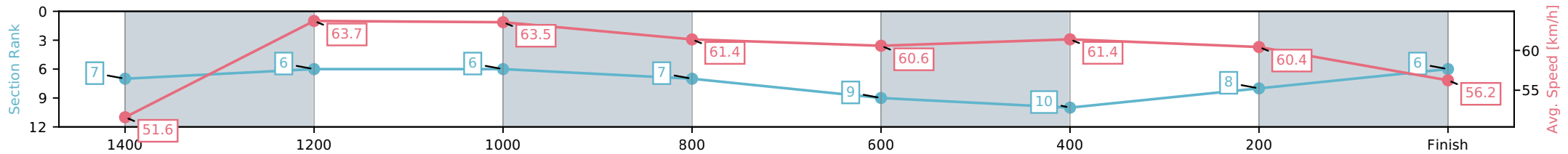
Race 3: BUSY AT WORK NATIONAL APPRENTICE RACE  
SERIES QTIS Class 1 Plate - 1600m

08 April 2026 - 1:49PM

Track Rating: Good 4, Weather: Fine, Rail Position: +11m Entire Circuit



Section	L1600	L1400	L1200	L1000	L800	L600	L400	L200
Section Times	1:36.89 (0:13.88)	1:23.00 [6] (0:11.33)	1:11.68 [6] (0:11.39)	1:00.29 [7] (0:11.92)	0:48.36 [9] (0:11.94)	0:36.42 [10] (0:11.67)	0:24.75 [8] (0:11.91)	0:12.84 [6] (0:12.84)
Average Speed [km/h]	51.6	63.7	63.5	61.4	60.6	61.4	60.4	56.2
Top Speed [km/h]	65.2	64.9	65.6	62.7	61.5	62.1	61.4	59.8
Avg. Dist. to Rail [m]	2.3	2.0	3.3	3.6	1.3	1.2	0.6	0.7
Avg. Stride Freq. [Hz]	2.4	2.5	2.4	2.4	2.3	2.3	2.3	2.3
Avg. Stride Length [m]	6.3	7.3	7.5	7.4	7.3	7.4	7.4	7.1



- [ ] Ranking at each section and finish
- :-:- No data available at this section
- NA No data available

Horse/Jockey Name	Crypto Magic/Dakota Gillett
Finish Rank	7
Fastest Section Time (Section)	0:11.34 (1000-800)
Top Speed [km/h] (Section)	64.9 (1000-800)
Race State	Finished



Eagle Farm QLD --Professional-2026-04-08

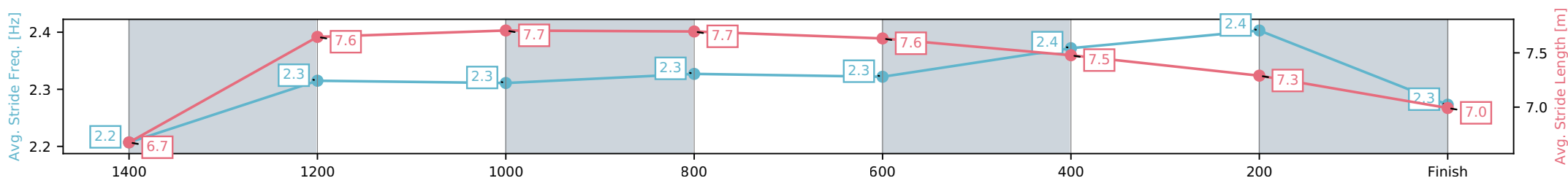
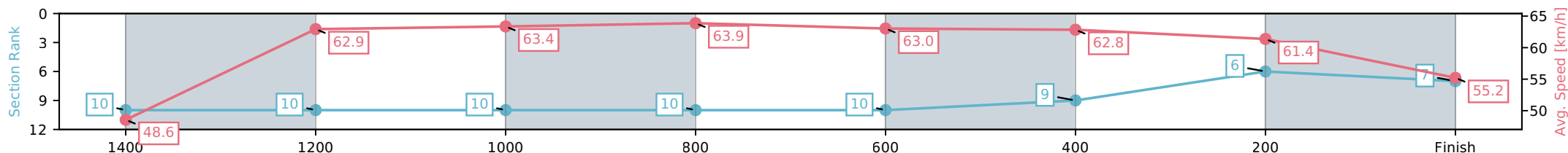
Race 3: BUSY AT WORK NATIONAL APPRENTICE RACE  
SERIES QTIS Class 1 Plate - 1600m

08 April 2026 - 1:49PM

Track Rating: Good 4, Weather: Fine, Rail Position: +11m Entire Circuit



Section	L1600	L1400	L1200	L1000	L800	L600	L400	L200
Section Times	1:36.95 (0:14.83)	1:22.12 [10] (0:11.46)	1:10.66 [10] (0:11.38)	0:59.28 [10] (0:11.34)	0:47.94 [10] (0:11.49)	0:36.45 [9] (0:11.59)	0:24.86 [6] (0:11.75)	0:13.12 [7] (0:13.12)
Average Speed [km/h]	48.6	62.9	63.4	63.9	63.0	62.8	61.4	55.2
Top Speed [km/h]	62.1	63.6	63.6	64.9	63.9	63.5	63.8	58.8
Avg. Dist. to Rail [m]	7.3	1.7	2.1	1.2	1.4	2.6	6.3	6.0
Avg. Stride Freq. [Hz]	2.2	2.3	2.3	2.3	2.3	2.4	2.4	2.3
Avg. Stride Length [m]	6.7	7.6	7.7	7.7	7.6	7.5	7.3	7.0



- [ ] Ranking at each section and finish
- :-:- No data available at this section
- NA No data available

Horse/Jockey Name	Inside Passage/Corey Sutherland
Finish Rank	8
Fastest Section Time (Section)	0:11.18 (1400-1200)
Top Speed [km/h] (Section)	65.7 (1400-1200)
Race State	Finished



Eagle Farm QLD --Professional-2026-04-08

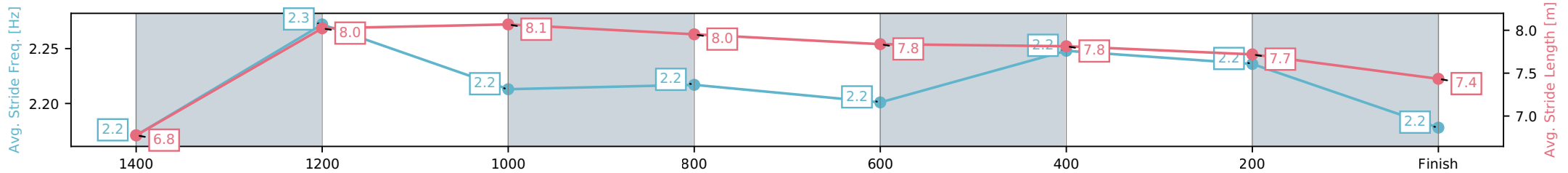
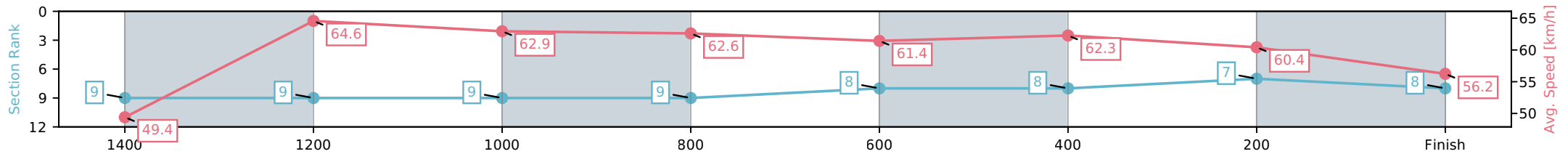
Race 3: BUSY AT WORK NATIONAL APPRENTICE RACE  
SERIES QTIS Class 1 Plate - 1600m

08 April 2026 - 1:49PM



Track Rating: Good 4, Weather: Fine, Rail Position: +11m Entire Circuit

Section	L1600	L1400	L1200	L1000	L800	L600	L400	L200
Section Times	1:37.05 (0:14.52)	1:22.53 [9] (0:11.18)	1:11.35 [9] (0:11.46)	0:59.88 [9] (0:11.56)	0:48.32 [8] (0:11.73)	0:36.60 [8] (0:11.60)	0:24.99 [7] (0:11.91)	0:13.08 [8] (0:13.08)
Average Speed [km/h]	49.4	64.6	62.9	62.6	61.4	62.3	60.4	56.2
Top Speed [km/h]	65.1	65.7	63.7	63.7	62.8	62.9	62.2	59.2
Avg. Dist. to Rail [m]	5.9	2.7	2.4	1.0	0.3	0.8	3.9	4.4
Avg. Stride Freq. [Hz]	2.2	2.3	2.2	2.2	2.2	2.2	2.2	2.2
Avg. Stride Length [m]	6.8	8.0	8.1	8.0	7.8	7.8	7.7	7.4



- [ ] Ranking at each section and finish
- :-:- No data available at this section
- NA No data available

Horse/Jockey Name	Prefer To Dance/Jabez Johnstone
Finish Rank	9
Fastest Section Time (Section)	0:11.46 (1200-1000)
Top Speed [km/h] (Section)	64.3 (1600 - 1400)
Race State	Finished



Eagle Farm QLD --Professional-2026-04-08

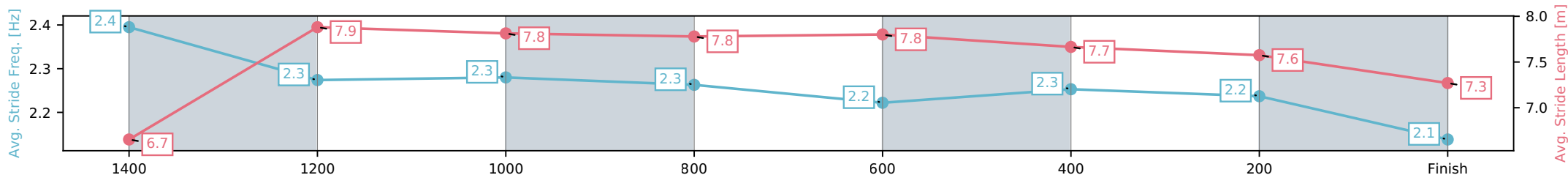
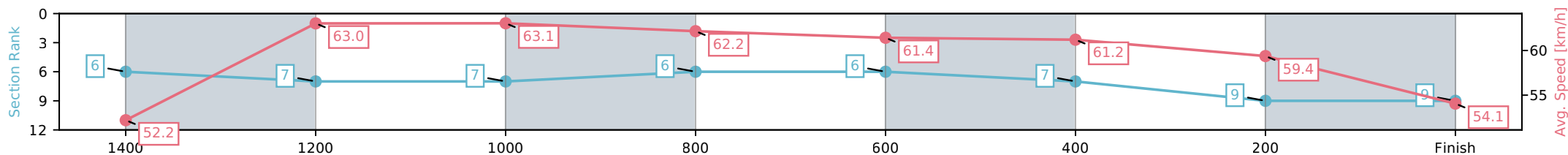
Race 3: BUSY AT WORK NATIONAL APPRENTICE RACE  
SERIES QTIS Class 1 Plate - 1600m

08 April 2026 - 1:49PM

Track Rating: Good 4, Weather: Fine, Rail Position: +11m Entire Circuit



Section	L1600	L1400	L1200	L1000	L800	L600	L400	L200
Section Times	1:37.41 (0:13.76)	1:23.65 [7] (0:11.47)	1:12.19 [7] (0:11.46)	1:00.73 [6] (0:11.69)	0:49.04 [6] (0:11.78)	0:37.26 [7] (0:11.83)	0:25.43 [9] (0:12.12)	0:13.32 [9] (0:13.32)
Average Speed [km/h]	52.2	63.0	63.1	62.2	61.4	61.2	59.4	54.1
Top Speed [km/h]	64.3	63.9	63.9	63.1	61.9	62.2	61.1	57.5
Avg. Dist. to Rail [m]	4.7	3.3	3.0	2.0	1.2	1.4	3.5	3.1
Avg. Stride Freq. [Hz]	2.4	2.3	2.3	2.3	2.2	2.3	2.2	2.1
Avg. Stride Length [m]	6.7	7.9	7.8	7.8	7.8	7.7	7.6	7.3



- [ ] Ranking at each section and finish
- :-:- No data available at this section
- NA No data available

Horse/Jockey Name	Grey Impact/Chanel Cooper
Finish Rank	10
Fastest Section Time (Section)	0:10.88 (1400-1200)
Top Speed [km/h] (Section)	67.4 (1400-1200)
Race State	Finished



Eagle Farm QLD --Professional-2026-04-08

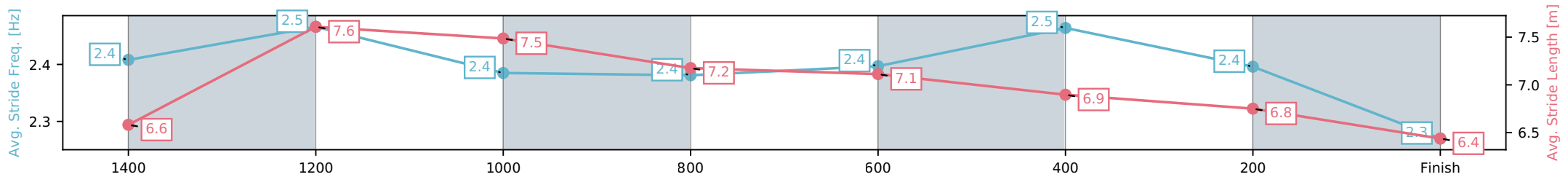
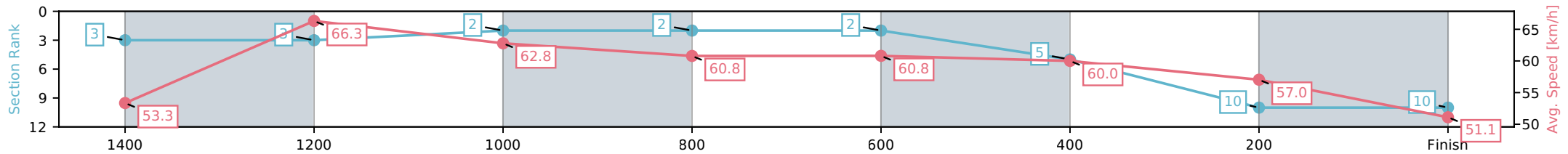
Race 3: BUSY AT WORK NATIONAL APPRENTICE RACE  
SERIES QTIS Class 1 Plate - 1600m

08 April 2026 - 1:49PM



Track Rating: Good 4, Weather: Fine, Rail Position: +11m Entire Circuit

Section	L1600	L1400	L1200	L1000	L800	L600	L400	L200
Section Times	1:38.35 (0:13.48)	1:24.88 [3] (0:10.88)	1:13.99 [2] (0:11.50)	1:02.49 [2] (0:11.91)	0:50.58 [2] (0:11.86)	0:38.73 [5] (0:12.02)	0:26.71 [10] (0:12.62)	0:14.09 [10] (0:14.09)
Average Speed [km/h]	53.3	66.3	62.8	60.8	60.8	60.0	57.0	51.1
Top Speed [km/h]	66.6	67.4	64.7	61.7	61.5	60.6	59.4	54.2
Avg. Dist. to Rail [m]	5.6	3.0	2.2	1.3	0.5	0.5	1.9	1.2
Avg. Stride Freq. [Hz]	2.4	2.5	2.4	2.4	2.4	2.5	2.4	2.3
Avg. Stride Length [m]	6.6	7.6	7.5	7.2	7.1	6.9	6.8	6.4



- [ ] Ranking at each section and finish
- :-:- No data available at this section
- NA No data available



# Eagle Farm QLD

Race 4: XXXX GOLD QTIS Three-Year-Old Maiden Plate - 1400m

08 April 2026 - 2:23PM

Track Rating: Good 4, Weather: Fine, Rail Position: +11m Entire Circuit



BRISBANE RACING CLUB

Field Times	1:23.35	1:09.69	0:58.96	0:47.84	0:36.16	0:24.37	0:12.60
(Race Tempo)	(0:13.66)	(0:10.73)	(0:11.12)	(0:11.68)	(0:11.79)	(0:11.77)	(0:12.60)

Rank	TAB#	Horse	Overall Time	First 400m	Top Speed km/h (Section)	L1400	L1200	L1000	L800	L600	L400	L200
	(BAR#)	Jockey	Margin (DT-W)	Last 600m	Fastest Section (Time)	Start - 1200	1200 - 1000	1000 - 800	800 - 600	600 - 400	400 - 200	200 - Finish
1	9	Don't Doubt Missy	1:23.35	0:24.58	69.1 (1200-1000)	1:23.35	1:09.45 [4]	0:58.78 [3]	0:47.39 [3]	0:35.75 [3]	0:24.11 [4]	0:12.57 [2]
	(1)	Daniel Moor		0:35.75	1200-1000 (0:10.68)	(0:13.90)	(0:10.68)	(0:11.39)	(0:11.64)	(0:11.64)	(0:11.54)	(0:12.57)
2	14	Cryption's Desire	1:23.62	0:25.00	67.7 (1200-1000)	1:23.62	1:09.52 [6]	0:58.62 [6]	0:47.28 [6]	0:35.58 [7]	0:23.83 [7]	0:12.44 [5]
	(6)	Fred Larson	1.6L (-5)	0:35.59	1200-1000 (0:10.90)	(0:14.10)	(0:10.90)	(0:11.34)	(0:11.70)	(0:11.75)	(0:11.40)	(0:12.44)
3	1	Astern Effort	1:23.92	0:24.44	69.5 (1200-1000)	1:23.92	1:10.07 [3]	0:59.48 [2]	0:48.24 [2]	0:36.61 [2]	0:24.94 [1]	0:13.17 [1]
	(7)	Angela Jones	3.4L (-3)	0:36.61	1200-1000 (0:10.59)	(0:13.85)	(0:10.59)	(0:11.24)	(0:11.62)	(0:11.67)	(0:11.77)	(0:13.17)
4	6	Swing State	1:23.99	0:24.39	68.0 (1400 - 1200)	1:23.99	1:10.33 [1]	0:59.60 [1]	0:48.48 [1]	0:36.80 [1]	0:24.92 [2]	0:13.06 [3]
	(3)	Boris Thornton	3.7L (-9)	0:36.81	1200-1000 (0:10.73)	(0:13.66)	(0:10.73)	(0:11.12)	(0:11.68)	(0:11.88)	(0:11.87)	(0:13.06)
5	8	Bomb Perignon	1:24.20	0:24.69	68.4 (1200-1000)	1:24.20	1:10.35 [2]	0:59.51 [4]	0:48.18 [4]	0:36.56 [4]	0:24.97 [3]	0:13.13 [4]
	(5)	Andrew Mallyon	5.0L (-2)	0:36.57	1200-1000 (0:10.84)	(0:13.85)	(0:10.84)	(0:11.33)	(0:11.62)	(0:11.59)	(0:11.85)	(0:13.13)
6	10	Evening Delle	1:24.24	0:24.82	67.5 (1200-1000)	1:24.24	1:10.33 [5]	0:59.42 [5]	0:47.99 [5]	0:36.35 [5]	0:24.72 [5]	0:12.91 [6]
	(4)	Cejay Graham	5.2L (-2)	0:36.35	1200-1000 (0:10.91)	(0:13.91)	(0:10.91)	(0:11.44)	(0:11.64)	(0:11.63)	(0:11.81)	(0:12.91)
7	12	She Can Soar	1:24.34	0:25.09	68.1 (1200-1000)	1:24.34	1:09.99 [7]	0:59.24 [7]	0:47.97 [7]	0:36.37 [6]	0:24.75 [6]	0:12.98 [7]
	(2)	Damien Thornton	5.8L (+4)	0:36.37	1200-1000 (0:10.74)	(0:14.35)	(0:10.74)	(0:11.27)	(0:11.60)	(0:11.62)	(0:11.77)	(0:12.98)

Scratched: Delicious Derek (#2), Kadesky (#3), Los Alamitos (#4), Luke Skywalker (#5), The Aviator (#7), Pearls In June (#11), Sonic Flyer (#13)

Report Created: Wed 08 April 2026

(Note: Races are conducted over an approximate distance as close as possible to the advertised distance, and recorded data may vary accordingly. Official times refer to race times only and do not include handicap times.)

[ ] Position in running at each section and finish TAB# Saddle cloth number

-:--:-- No data available at this section

NA No data available

DNT Did not track

BAR# Barrier/Gate Position

DNF Did not finish

DT-W Distance travelled compared to winner in metres

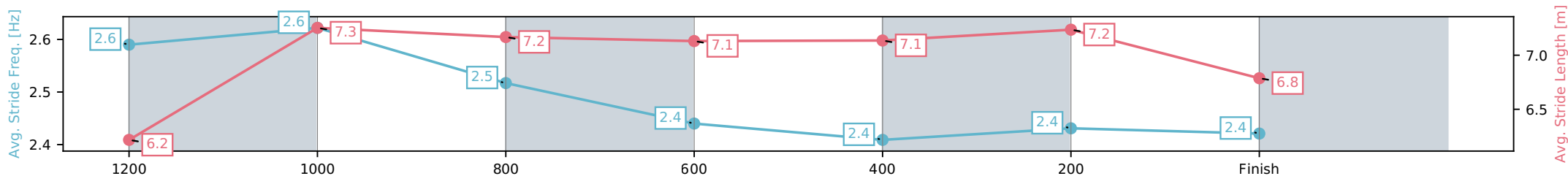
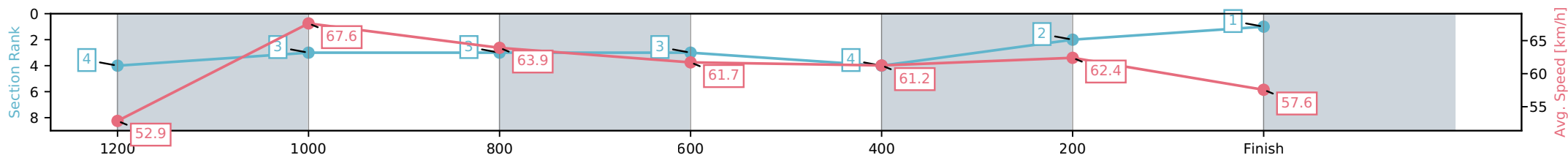
[ ] Fastest split

[■] Fastest section

Horse/Jockey Name	Don't Doubt Missy/Daniel Moor
Finish Rank	1
Fastest Section Time (Section)	0:10.68 (1200-1000)
Top Speed [km/h] (Section)	69.1 (1200-1000)
Race State	Finished



Section	L1400	L1200	L1000	L800	L600	L400	L200
Section Times	1:23.35 (0:13.90)	1:09.45 [3] (0:10.68)	0:58.78 [3] (0:11.39)	0:47.39 [3] (0:11.64)	0:35.75 [4] (0:11.64)	0:24.11 [2] (0:11.54)	0:12.57 [1] (0:12.57)
Average Speed [km/h]	52.9	67.6	63.9	61.7	61.2	62.4	57.6
Top Speed [km/h]	67.1	69.1	64.5	62.7	62.5	63.6	60.8
Avg. Dist. to Rail [m]	2.2	1.6	2.3	1.3	1.9	0.7	1.6
Avg. Stride Freq. [Hz]	2.6	2.6	2.5	2.4	2.4	2.4	2.4
Avg. Stride Length [m]	6.2	7.3	7.2	7.1	7.1	7.2	6.8



- [ ] Ranking at each section and finish
- :-:- No data available at this section
- NA No data available

Horse/Jockey Name	Crypton's Desire/Fred Larson
Finish Rank	2
Fastest Section Time (Section)	0:10.90 (1200-1000)
Top Speed [km/h] (Section)	67.7 (1200-1000)
Race State	Finished



Eagle Farm QLD --Professional-2026-04-08

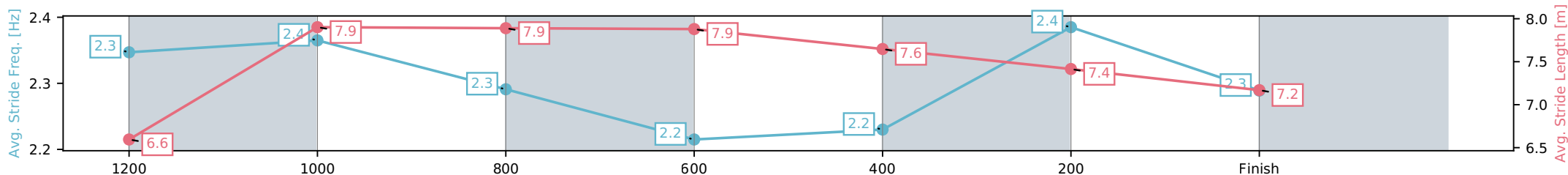
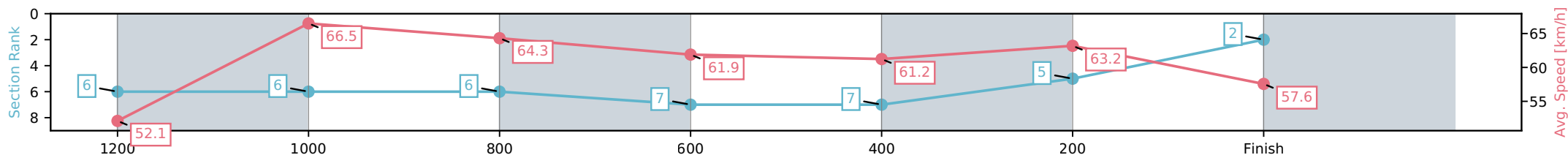
Race 4: XXXX GOLD QTIS Three-Year-Old Maiden Plate - 1400m

08 April 2026 - 2:23PM

Track Rating: Good 4, Weather: Fine, Rail Position: +11m Entire Circuit



Section	L1400	L1200	L1000	L800	L600	L400	L200
Section Times	1:23.62 (0:14.10)	1:09.52 [6] (0:10.90)	0:58.62 [6] (0:11.34)	0:47.28 [7] (0:11.70)	0:35.58 [7] (0:11.75)	0:23.83 [5] (0:11.40)	0:12.44 [2] (0:12.44)
Average Speed [km/h]	52.1	66.5	64.3	61.9	61.2	63.2	57.6
Top Speed [km/h]	65.5	67.7	65.1	63.2	63.5	64.1	61.7
Avg. Dist. to Rail [m]	5.6	3.8	2.7	1.3	0.4	0.5	3.6
Avg. Stride Freq. [Hz]	2.3	2.4	2.3	2.2	2.2	2.4	2.3
Avg. Stride Length [m]	6.6	7.9	7.9	7.9	7.6	7.4	7.2



- [ ] Ranking at each section and finish
- :-:- No data available at this section
- NA No data available

Horse/Jockey Name	Astern Effort/Angela Jones
Finish Rank	3
Fastest Section Time (Section)	0:10.59 (1200-1000)
Top Speed [km/h] (Section)	69.5 (1200-1000)
Race State	Finished



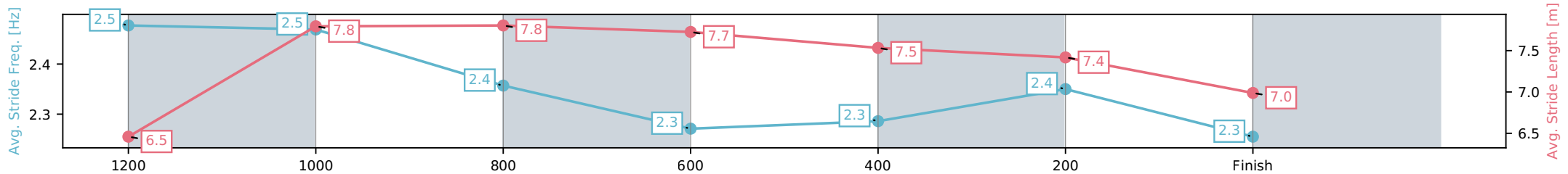
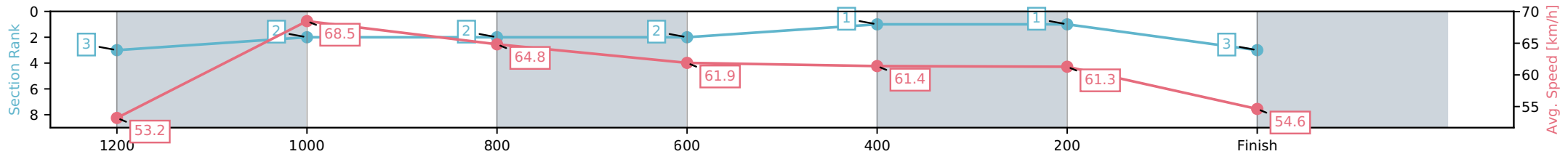
Eagle Farm QLD --Professional-2026-04-08  
 Race 4: XXXX GOLD QTIS Three-Year-Old Maiden Plate - 1400m



08 April 2026 - 2:23PM

Track Rating: Good 4, Weather: Fine, Rail Position: +11m Entire Circuit

Section	L1400	L1200	L1000	L800	L600	L400	L200
Section Times	1:23.92 (0:13.85)	1:10.07 [2] (0:10.59)	0:59.48 [2] (0:11.24)	0:48.24 [2] (0:11.62)	0:36.61 [1] (0:11.67)	0:24.94 [1] (0:11.77)	0:13.17 [3] (0:13.17)
Average Speed [km/h]	53.2	68.5	64.8	61.9	61.4	61.3	54.6
Top Speed [km/h]	67.3	69.5	67.1	63.8	62.8	63.3	58.3
Avg. Dist. to Rail [m]	7.2	5.3	2.8	0.5	0.9	1.1	4.1
Avg. Stride Freq. [Hz]	2.5	2.5	2.4	2.3	2.3	2.4	2.3
Avg. Stride Length [m]	6.5	7.8	7.8	7.7	7.5	7.4	7.0

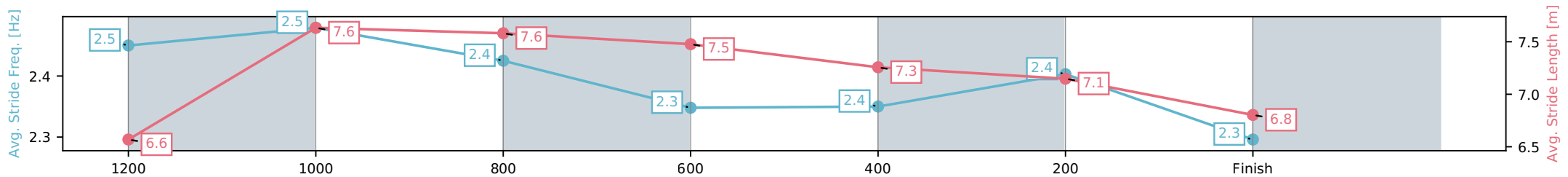
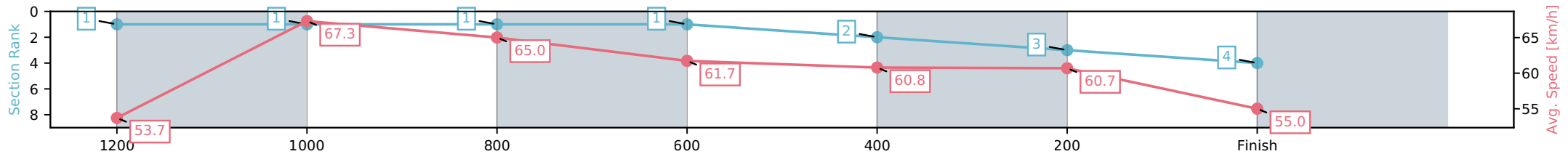


[ ] Ranking at each section and finish  
 -:-:- No data available at this section  
 NA No data available

Horse/Jockey Name	Swing State/Boris Thornton
Finish Rank	4
Fastest Section Time (Section)	0:10.73 (1200-1000)
Top Speed [km/h] (Section)	68.0 (1400 - 1200)
Race State	Finished



Section	L1400	L1200	L1000	L800	L600	L400	L200
Section Times	1:23.99 (0:13.66)	1:10.33 [1] (0:10.73)	0:59.60 [1] (0:11.12)	0:48.48 [1] (0:11.68)	0:36.80 [2] (0:11.88)	0:24.92 [3] (0:11.87)	0:13.06 [4] (0:13.06)
Average Speed [km/h]	53.7	67.3	65.0	61.7	60.8	60.7	55.0
Top Speed [km/h]	68.0	67.9	66.6	63.7	61.7	61.8	58.7
Avg. Dist. to Rail [m]	3.1	2.2	1.0	0.3	0.6	2.1	3.1
Avg. Stride Freq. [Hz]	2.5	2.5	2.4	2.3	2.4	2.4	2.3
Avg. Stride Length [m]	6.6	7.6	7.6	7.5	7.3	7.1	6.8

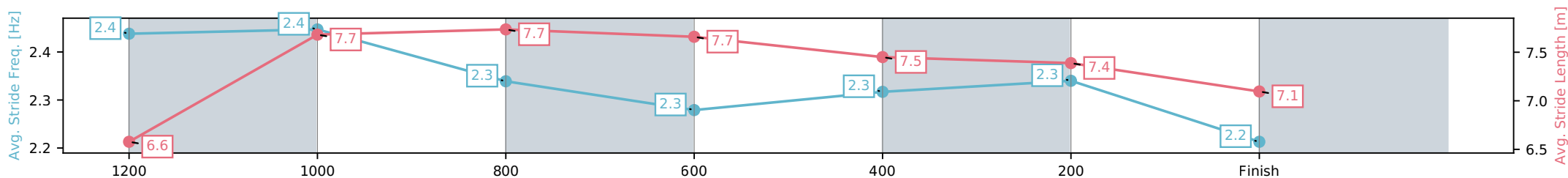
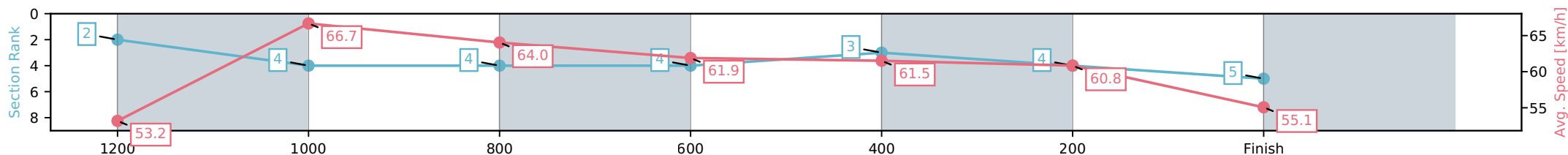


- [ ] Ranking at each section and finish
- :-:- No data available at this section
- NA No data available

Horse/Jockey Name	Bomb Perignon/Andrew Mallyon
Finish Rank	5
Fastest Section Time (Section)	0:10.84 (1200-1000)
Top Speed [km/h] (Section)	68.4 (1200-1000)
Race State	Finished



Section	L1400	L1200	L1000	L800	L600	L400	L200
Section Times	1:24.20 (0:13.85)	1:10.35 [4] (0:10.84)	0:59.51 [4] (0:11.33)	0:48.18 [4] (0:11.62)	0:36.56 [3] (0:11.59)	0:24.97 [4] (0:11.85)	0:13.13 [5] (0:13.13)
Average Speed [km/h]	53.2	66.7	64.0	61.9	61.5	60.8	55.1
Top Speed [km/h]	67.5	68.4	65.3	63.3	63.1	63.2	58.4
Avg. Dist. to Rail [m]	5.2	3.0	1.8	1.0	1.8	1.9	4.8
Avg. Stride Freq. [Hz]	2.4	2.4	2.3	2.3	2.3	2.3	2.2
Avg. Stride Length [m]	6.6	7.7	7.7	7.7	7.5	7.4	7.1



- [ ] Ranking at each section and finish
- :-:- No data available at this section
- NA No data available

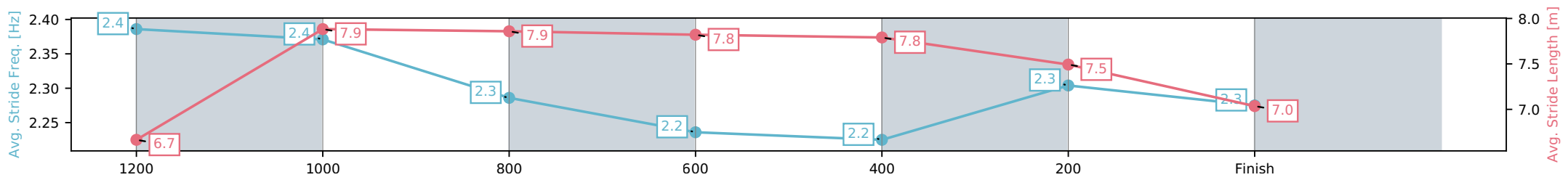
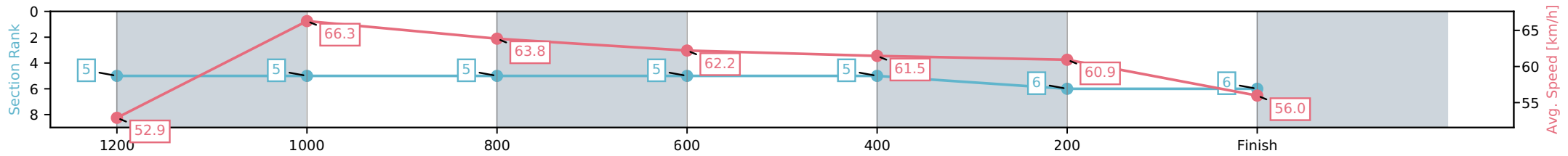
Horse/Jockey Name	Evening Delle/Cejay Graham
Finish Rank	6
Fastest Section Time (Section)	0:10.91 (1200-1000)
Top Speed [km/h] (Section)	67.5 (1200-1000)
Race State	Finished



Eagle Farm QLD --Professional-2026-04-08  
 Race 4: XXXX GOLD QTIS Three-Year-Old Maiden Plate - 1400m  
 08 April 2026 - 2:23PM  
 Track Rating: Good 4, Weather: Fine, Rail Position: +11m Entire Circuit



Section	L1400	L1200	L1000	L800	L600	L400	L200
Section Times	1:24.24 (0:13.91)	1:10.33 [5] (0:10.91)	0:59.42 [5] (0:11.44)	0:47.99 [5] (0:11.64)	0:36.35 [5] (0:11.63)	0:24.72 [6] (0:11.81)	0:12.91 [6] (0:12.91)
Average Speed [km/h]	52.9	66.3	63.8	62.2	61.5	60.9	56.0
Top Speed [km/h]	66.5	67.5	64.8	63.4	62.7	62.5	58.8
Avg. Dist. to Rail [m]	4.8	3.6	3.0	1.3	1.6	2.2	5.2
Avg. Stride Freq. [Hz]	2.4	2.4	2.3	2.2	2.2	2.3	2.3
Avg. Stride Length [m]	6.7	7.9	7.9	7.8	7.8	7.5	7.0

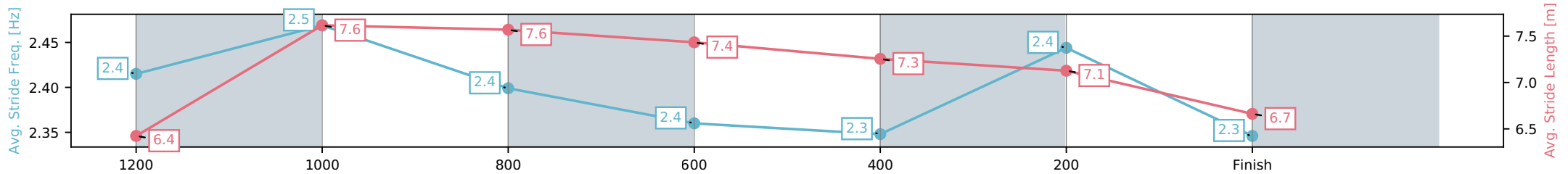
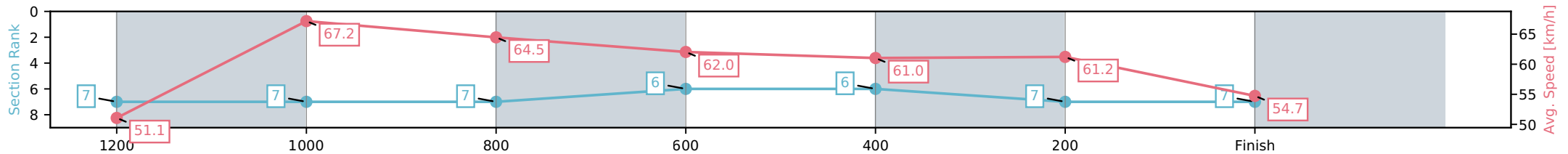


[ ] Ranking at each section and finish  
 -:-:- No data available at this section  
 NA No data available

Horse/Jockey Name	She Can Soar/Damien Thornton
Finish Rank	7
Fastest Section Time (Section)	0:10.74 (1200-1000)
Top Speed [km/h] (Section)	68.1 (1200-1000)
Race State	Finished



Section	L1400	L1200	L1000	L800	L600	L400	L200
Section Times	1:24.34 (0:14.35)	1:09.99 [7] (0:10.74)	0:59.24 [7] (0:11.27)	0:47.97 [6] (0:11.60)	0:36.37 [6] (0:11.62)	0:24.75 [7] (0:11.77)	0:12.98 [7] (0:12.98)
Average Speed [km/h]	51.1	67.2	64.5	62.0	61.0	61.2	54.7
Top Speed [km/h]	66.5	68.1	65.6	64.0	63.3	63.1	58.2
Avg. Dist. to Rail [m]	2.0	1.8	1.9	1.6	3.3	1.4	4.3
Avg. Stride Freq. [Hz]	2.4	2.5	2.4	2.4	2.3	2.4	2.3
Avg. Stride Length [m]	6.4	7.6	7.6	7.4	7.3	7.1	6.7



- [ ] Ranking at each section and finish
- :-:- No data available at this section
- NA No data available



# Eagle Farm QLD

Race 5: NATIONAL APPRENTICE RACE SERIES QTIS Class 1 Plate - 1200m

08 April 2026 - 2:58PM

Track Rating: Good 4, Weather: Fine, Rail Position: +11m Entire Circuit



BRISBANE  
RACING CLUB

Field Times	1:10.05	0:56.60	0:45.47	0:34.56	0:23.64	0:12.30
(Race Tempo)	(0:13.45)	(0:11.14)	(0:10.91)	(0:10.92)	(0:11.33)	(0:12.30)

Rank	TAB#	Horse	Overall Time	First 400m	Top Speed km/h (Section)	L1200	L1000	L800	L600	L400	L200		
	(BAR#)	Jockey	Margin (DT-W)	Last 600m	Fastest Section (Time)	Start - 1000	1000 - 800	800 - 600	600 - 400	400 - 200	200 - Finish		
1	4	Saint Aldwyn	1:10.05	0:24.93	68.1 (800-600)	1:10.05	0:56.22 [5]	0:45.12 [4]	0:34.32 [4]	0:23.41 [4]	0:12.15 [3]		
	(3)	Corey Sutherland		0:34.32	800-600 (0:10.80)	(0:13.83)	(0:11.10)	(0:10.80)	(0:10.91)	(0:11.26)	(0:12.15)		
2	6	Berezka	1:10.13	0:25.13	67.8 (600-400)	1:10.13	0:55.95 [8]	0:45.00 [7]	0:34.02 [7]	0:23.36 [5]	0:12.11 [5]		
	(6)	Amber Riddell	0.5L (-1)	0:34.03	600-400 (0:10.67)	(0:14.18)	(0:10.95)	(0:10.98)	(0:10.67)	(0:11.25)	(0:12.11)		
3	8	Happy Bellie	1:10.43	0:24.97	68.2 (1000-800)	1:10.43	0:56.27 [7]	0:45.46 [5]	0:34.56 [5]	0:23.63 [6]	0:12.55 [2]		
	(8)	Tahlia Fenlon	2.3L (+1)	0:34.55	1000-800 (0:10.81)	(0:14.16)	(0:10.81)	(0:10.90)	(0:10.92)	(0:11.08)	(0:12.55)		
4	3	Rewrite	1:10.60	0:24.59	67.9 (1200 - 1000)	1:10.60	0:57.15 [1]	0:46.02 [1]	0:35.11 [1]	0:24.19 [1]	0:12.86 [1]		
	(1)	Emily Pozman	3.2L (-2)	0:35.11	800-600 (0:10.91)	(0:13.45)	(0:11.14)	(0:10.91)	(0:10.92)	(0:11.33)	(0:12.86)		
5	10	Better Sweet	1:10.71	0:25.23	67.8 (600-400)	1:10.71	0:56.62 [6]	0:45.48 [8]	0:34.40 [8]	0:23.55 [8]	0:12.37 [7]		
	(5)	Jabez Johnstone	3.9L (-1)	0:34.40	600-400 (0:10.85)	(0:14.09)	(0:11.14)	(0:11.07)	(0:10.85)	(0:11.18)	(0:12.37)		
6	5	Strike Weapon	1:10.98	0:24.74	68.6 (800-600)	1:10.98	0:57.44 [3]	0:46.24 [3]	0:35.42 [2]	0:24.38 [3]	0:12.92 [6]		
	(4)	Taylor Johnstone	5.5L (+1)	0:35.42	800-600 (0:10.82)	(0:13.54)	(0:11.20)	(0:10.82)	(0:11.04)	(0:11.46)	(0:12.92)		
7	9	Vanessi	1:11.06	0:25.02	66.3 (1000-800)	1:11.06	0:57.30 [4]	0:46.04 [6]	0:35.01 [6]	0:24.02 [7]	0:12.61 [8]		
	(9)	Emily Lang	6.0L (-2)	0:35.01	600-400 (0:10.99)	(0:13.76)	(0:11.26)	(0:11.02)	(0:10.99)	(0:11.41)	(0:12.61)		
8	7	Dismantle	1:11.09	0:24.70	67.3 (600-400)	1:11.09	0:57.60 [2]	0:46.39 [2]	0:35.38 [3]	0:24.50 [2]	0:13.10 [4]		
	(2)	Chanel Cooper	6.1L (-1)	0:35.38	600-400 (0:10.88)	(0:13.49)	(0:11.21)	(0:11.02)	(0:10.88)	(0:11.40)	(0:13.10)		

Scratched: Ikasara (#1), Maurraqa (#2), Black Eyed Blonde (#11), Lord Of Flames (#12), Broadbeach Miss (#13), Adranos (#14), Farnesina (#15)

Report Created: Wed 08 April 2026

(Note: Races are conducted over an approximate distance as close as possible to the advertised distance, and recorded data may vary accordingly. Official times refer to race times only and do not include handicap times.)

[ ] Position in running at each section and finish TAB# Saddle cloth number

-:--:-- No data available at this section

NA No data available

DNT Did not track

BAR# Barrier/Gate Position

DNF Did not finish

DT-W Distance travelled compared to winner in metres

[ ] Fastest split

[█] Fastest section

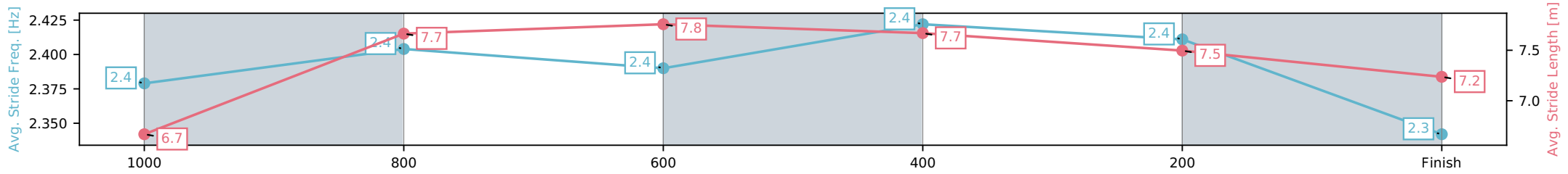
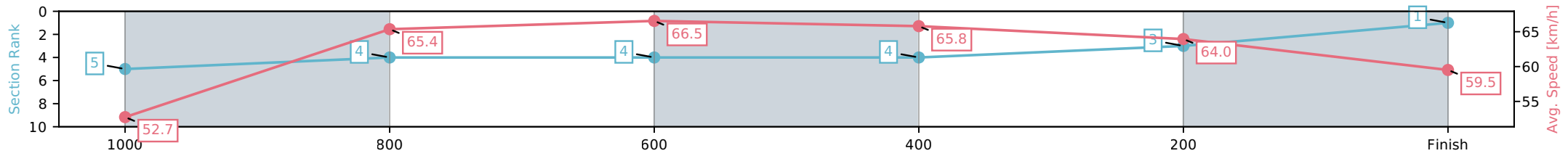
Horse/Jockey Name	Saint Aldwyn/Corey Sutherland
Finish Rank	1
Fastest Section Time (Section)	0:10.80 (800-600)
Top Speed [km/h] (Section)	68.1 (800-600)
Race State	Finished



Eagle Farm QLD --Professional-2026-04-08  
 Race 5: NATIONAL APPRENTICE RACE SERIES QTIS Class  
 1 Plate - 1200m  
 08 April 2026 - 2:58PM  
 Track Rating: Good 4, Weather: Fine, Rail Position: +11m Entire Circuit



Section	L1200	L1000	L800	L600	L400	L200
Section Times	1:10.05 (0:13.83)	0:56.22 [4] (0:11.10)	0:45.12 [4] (0:10.80)	0:34.32 [4] (0:10.91)	0:23.41 [3] (0:11.26)	0:12.15 [1] (0:12.15)
Average Speed [km/h]	52.7	65.4	66.5	65.8	64.0	59.5
Top Speed [km/h]	65.7	67.4	68.1	67.1	65.5	63.5
Avg. Dist. to Rail [m]	2.9	1.6	0.4	0.7	0.9	0.5
Avg. Stride Freq. [Hz]	2.4	2.4	2.4	2.4	2.4	2.3
Avg. Stride Length [m]	6.7	7.7	7.8	7.7	7.5	7.2



[ ] Ranking at each section and finish  
 -.-.- No data available at this section  
 NA No data available

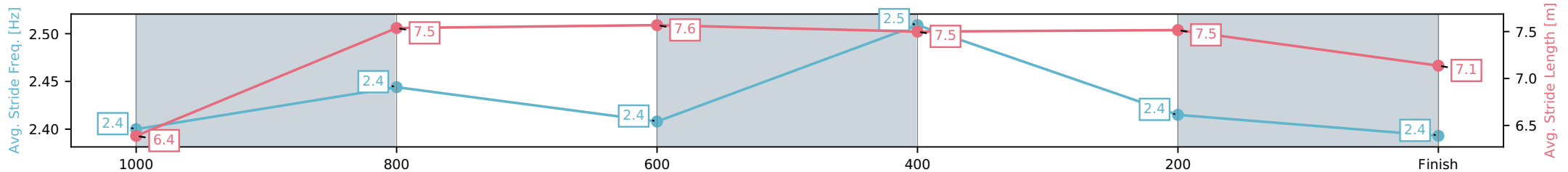
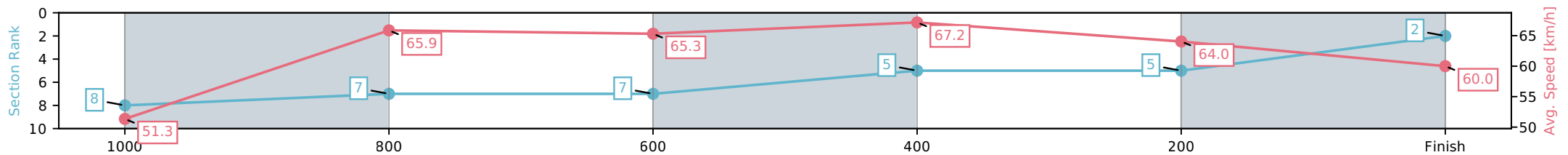
Horse/Jockey Name	Berezka/Amber Riddell
Finish Rank	2
Fastest Section Time (Section)	0:10.67 (600-400)
Top Speed [km/h] (Section)	67.8 (600-400)
Race State	Finished



Eagle Farm QLD --Professional-2026-04-08  
 Race 5: NATIONAL APPRENTICE RACE SERIES QTIS Class  
 1 Plate - 1200m  
 08 April 2026 - 2:58PM  
 Track Rating: Good 4, Weather: Fine, Rail Position: +11m Entire Circuit



Section	L1200	L1000	L800	L600	L400	L200
Section Times	1:10.13 (0:14.18)	0:55.95 [7] (0:10.95)	0:45.00 [7] (0:10.98)	0:34.02 [5] (0:10.67)	0:23.36 [5] (0:11.25)	0:12.11 [2] (0:12.11)
Average Speed [km/h]	51.3	65.9	65.3	67.2	64.0	60.0
Top Speed [km/h]	65.0	67.2	66.4	67.8	65.9	62.8
Avg. Dist. to Rail [m]	3.6	0.5	1.0	0.9	0.8	2.2
Avg. Stride Freq. [Hz]	2.4	2.4	2.4	2.5	2.4	2.4
Avg. Stride Length [m]	6.4	7.5	7.6	7.5	7.5	7.1



- [ ] Ranking at each section and finish
- :-:- No data available at this section
- NA No data available

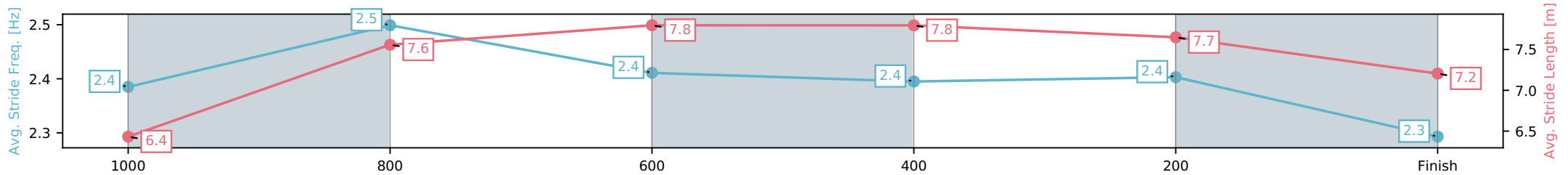
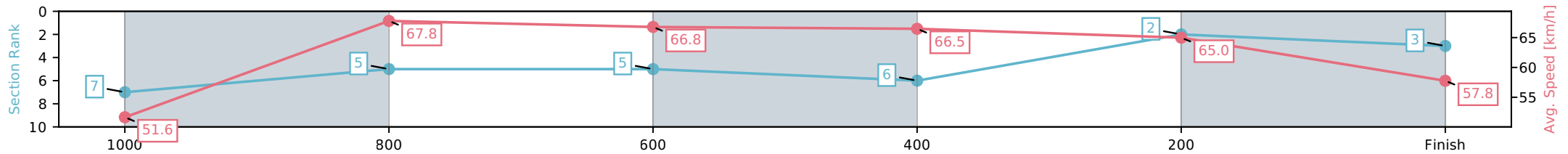
Horse/Jockey Name	Happy Bellie/Tahlia Fenlon
Finish Rank	3
Fastest Section Time (Section)	0:10.81 (1000-800)
Top Speed [km/h] (Section)	68.2 (1000-800)
Race State	Finished



Eagle Farm QLD --Professional-2026-04-08  
 Race 5: NATIONAL APPRENTICE RACE SERIES QTIS Class  
 1 Plate - 1200m  
 08 April 2026 - 2:58PM  
 Track Rating: Good 4, Weather: Fine, Rail Position: +11m Entire Circuit



Section	L1200	L1000	L800	L600	L400	L200
Section Times	1:10.43 (0:14.16)	0:56.27 [5] (0:10.81)	0:45.46 [5] (0:10.90)	0:34.56 [6] (0:10.92)	0:23.63 [2] (0:11.08)	0:12.55 [3] (0:12.55)
Average Speed [km/h]	51.6	67.8	66.8	66.5	65.0	57.8
Top Speed [km/h]	66.4	68.2	67.2	67.2	66.2	62.0
Avg. Dist. to Rail [m]	5.2	3.7	2.7	1.7	3.1	4.9
Avg. Stride Freq. [Hz]	2.4	2.5	2.4	2.4	2.4	2.3
Avg. Stride Length [m]	6.4	7.6	7.8	7.8	7.7	7.2



- [ ] Ranking at each section and finish
- :-:- No data available at this section
- NA No data available

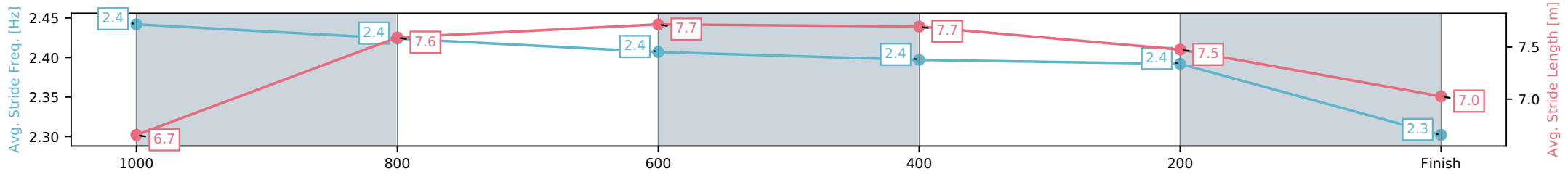
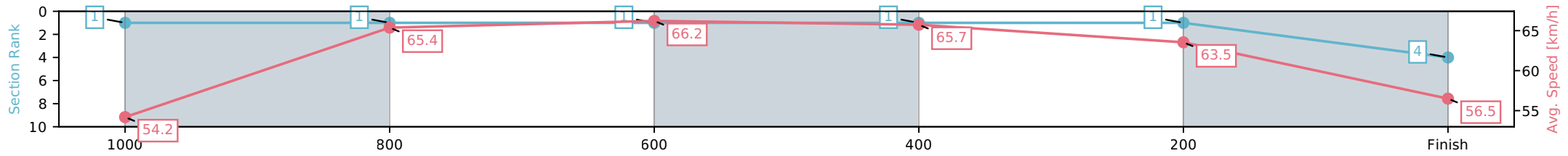
Horse/Jockey Name	Rewrite/Emily Pozman
Finish Rank	4
Fastest Section Time (Section)	0:10.91 (800-600)
Top Speed [km/h] (Section)	67.9 (1200 - 1000)
Race State	Finished



Eagle Farm QLD --Professional-2026-04-08  
 Race 5: NATIONAL APPRENTICE RACE SERIES QTIS Class  
 1 Plate - 1200m  
 08 April 2026 - 2:58PM  
 Track Rating: Good 4, Weather: Fine, Rail Position: +11m Entire Circuit



Section	L1200	L1000	L800	L600	L400	L200
Section Times	1:10.60 (0:13.45)	0:57.15 [1] (0:11.14)	0:46.02 [1] (0:10.91)	0:35.11 [1] (0:10.92)	0:24.19 [1] (0:11.33)	0:12.86 [4] (0:12.86)
Average Speed [km/h]	54.2	65.4	66.2	65.7	63.5	56.5
Top Speed [km/h]	67.9	67.2	66.8	66.7	65.2	60.6
Avg. Dist. to Rail [m]	1.8	2.3	0.8	0.7	1.0	3.0
Avg. Stride Freq. [Hz]	2.4	2.4	2.4	2.4	2.4	2.3
Avg. Stride Length [m]	6.7	7.6	7.7	7.7	7.5	7.0



[ ] Ranking at each section and finish  
 -.-.- No data available at this section  
 NA No data available

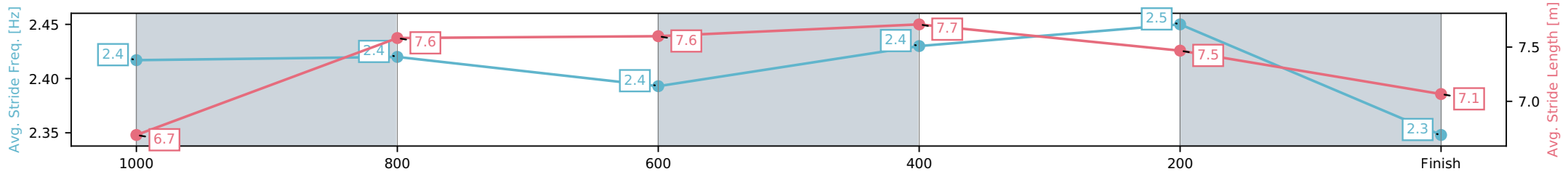
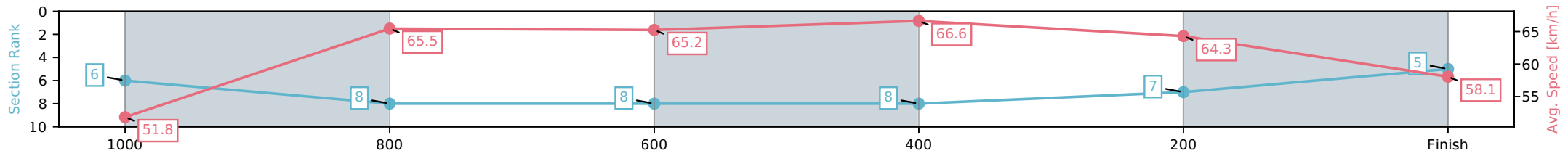
Horse/Jockey Name	Better Sweet/Jabez Johnstone
Finish Rank	5
Fastest Section Time (Section)	0:10.85 (600-400)
Top Speed [km/h] (Section)	67.8 (600-400)
Race State	Finished



Eagle Farm QLD --Professional-2026-04-08  
 Race 5: NATIONAL APPRENTICE RACE SERIES QTIS Class  
 1 Plate - 1200m  
 08 April 2026 - 2:58PM  
 Track Rating: Good 4, Weather: Fine, Rail Position: +11m Entire Circuit



Section	L1200	L1000	L800	L600	L400	L200
Section Times	1:10.71 (0:14.09)	0:56.62 [8] (0:11.14)	0:45.48 [8] (0:11.07)	0:34.40 [8] (0:10.85)	0:23.55 [7] (0:11.18)	0:12.37 [5] (0:12.37)
Average Speed [km/h]	51.8	65.5	65.2	66.6	64.3	58.1
Top Speed [km/h]	64.2	66.6	66.8	67.8	66.3	61.4
Avg. Dist. to Rail [m]	4.4	2.7	0.9	0.8	2.5	3.9
Avg. Stride Freq. [Hz]	2.4	2.4	2.4	2.4	2.5	2.3
Avg. Stride Length [m]	6.7	7.6	7.6	7.7	7.5	7.1



[ ] Ranking at each section and finish  
 -.-.- No data available at this section  
 NA No data available

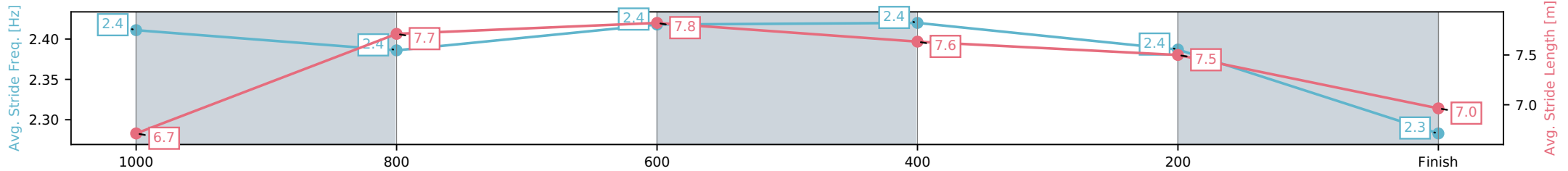
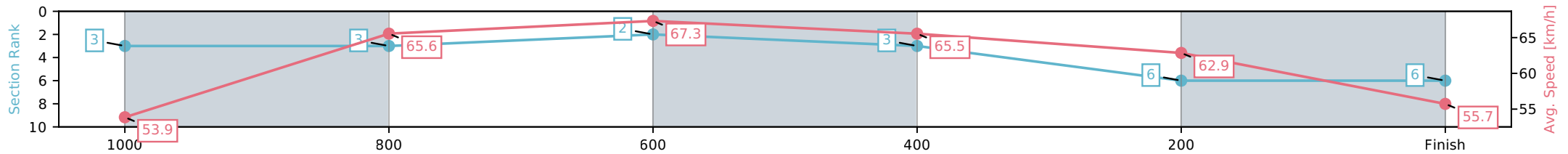
Horse/Jockey Name	Strike Weapon/Taylor Johnstone
Finish Rank	6
Fastest Section Time (Section)	0:10.82 (800-600)
Top Speed [km/h] (Section)	68.6 (800-600)
Race State	Finished



Eagle Farm QLD --Professional-2026-04-08  
 Race 5: NATIONAL APPRENTICE RACE SERIES QTIS Class  
 1 Plate - 1200m  
 08 April 2026 - 2:58PM  
 Track Rating: Good 4, Weather: Fine, Rail Position: +11m Entire Circuit



Section	L1200	L1000	L800	L600	L400	L200
Section Times	1:10.98 (0:13.54)	0:57.44 [3] (0:11.20)	0:46.24 [2] (0:10.82)	0:35.42 [3] (0:11.04)	0:24.38 [6] (0:11.46)	0:12.92 [6] (0:12.92)
Average Speed [km/h]	53.9	65.6	67.3	65.5	62.9	55.7
Top Speed [km/h]	66.2	66.6	68.6	67.2	65.2	59.6
Avg. Dist. to Rail [m]	3.8	4.0	2.7	1.2	0.9	1.4
Avg. Stride Freq. [Hz]	2.4	2.4	2.4	2.4	2.4	2.3
Avg. Stride Length [m]	6.7	7.7	7.8	7.6	7.5	7.0



- [ ] Ranking at each section and finish
- :-:- No data available at this section
- NA No data available

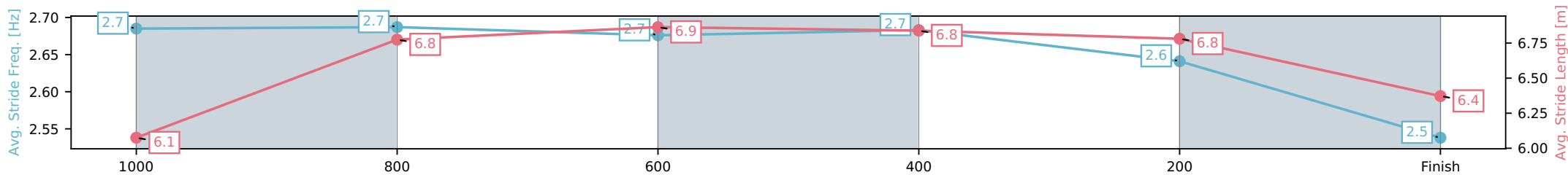
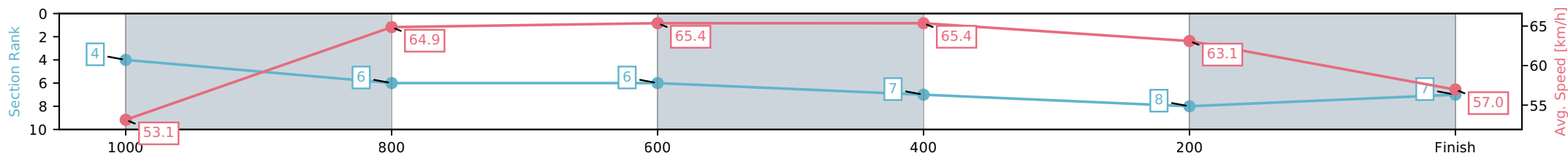
Horse/Jockey Name	Vanessi/Emily Lang
Finish Rank	7
Fastest Section Time (Section)	0:10.99 (600-400)
Top Speed [km/h] (Section)	66.3 (1000-800)
Race State	Finished



Eagle Farm QLD --Professional-2026-04-08  
 Race 5: NATIONAL APPRENTICE RACE SERIES QTIS Class  
 1 Plate - 1200m  
 08 April 2026 - 2:58PM  
 Track Rating: Good 4, Weather: Fine, Rail Position: +11m Entire Circuit



Section	L1200	L1000	L800	L600	L400	L200
Section Times	1:11.06 (0:13.76)	0:57.30 [6] (0:11.26)	0:46.04 [6] (0:11.02)	0:35.01 [7] (0:10.99)	0:24.02 [8] (0:11.41)	0:12.61 [7] (0:12.61)
Average Speed [km/h]	53.1	64.9	65.4	65.4	63.1	57.0
Top Speed [km/h]	66.1	66.3	66.0	66.2	65.2	59.9
Avg. Dist. to Rail [m]	7.7	2.8	0.5	0.6	0.8	1.1
Avg. Stride Freq. [Hz]	2.7	2.7	2.7	2.7	2.6	2.5
Avg. Stride Length [m]	6.1	6.8	6.9	6.8	6.8	6.4



[ ] Ranking at each section and finish  
 -:-:- No data available at this section  
 NA No data available

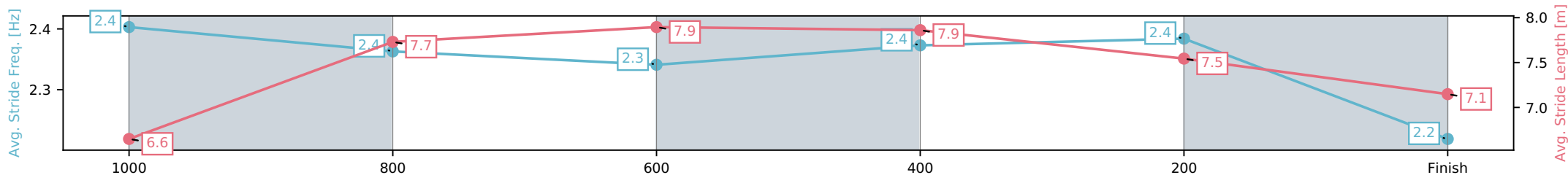
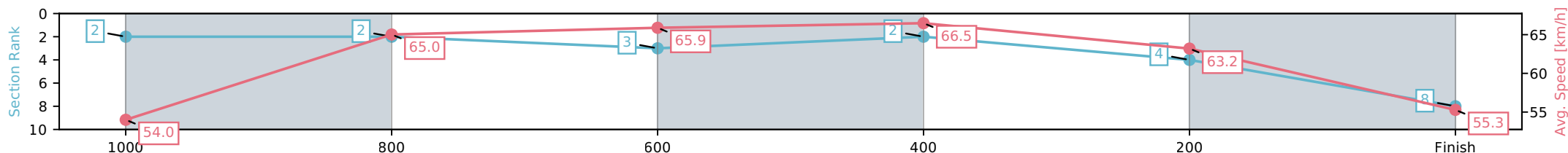
Horse/Jockey Name	Dismantle/Chanel Cooper
Finish Rank	8
Fastest Section Time (Section)	0:10.88 (600-400)
Top Speed [km/h] (Section)	67.3 (600-400)
Race State	Finished



Eagle Farm QLD --Professional-2026-04-08  
 Race 5: NATIONAL APPRENTICE RACE SERIES QTIS Class  
 1 Plate - 1200m  
 08 April 2026 - 2:58PM  
 Track Rating: Good 4, Weather: Fine, Rail Position: +11m Entire Circuit



Section	L1200	L1000	L800	L600	L400	L200
Section Times	1:11.09 (0:13.49)	0:57.60 [2] (0:11.21)	0:46.39 [3] (0:11.02)	0:35.38 [2] (0:10.88)	0:24.50 [4] (0:11.40)	0:13.10 [8] (0:13.10)
Average Speed [km/h]	54.0	65.0	65.9	66.5	63.2	55.3
Top Speed [km/h]	66.4	66.3	67.0	67.3	66.2	59.7
Avg. Dist. to Rail [m]	2.7	2.7	1.6	1.2	1.6	2.1
Avg. Stride Freq. [Hz]	2.4	2.4	2.3	2.4	2.4	2.2
Avg. Stride Length [m]	6.6	7.7	7.9	7.9	7.5	7.1



- [ ] Ranking at each section and finish
- :-:- No data available at this section
- NA No data available



Horse/Jockey Name	Moulin Miss/Chelsea Baker
Finish Rank	1
Fastest Section Time (Section)	0:10.50 (400-200)
Top Speed [km/h] (Section)	69.1 (400-200)
Race State	Finished



Eagle Farm QLD --Professional-2026-04-08

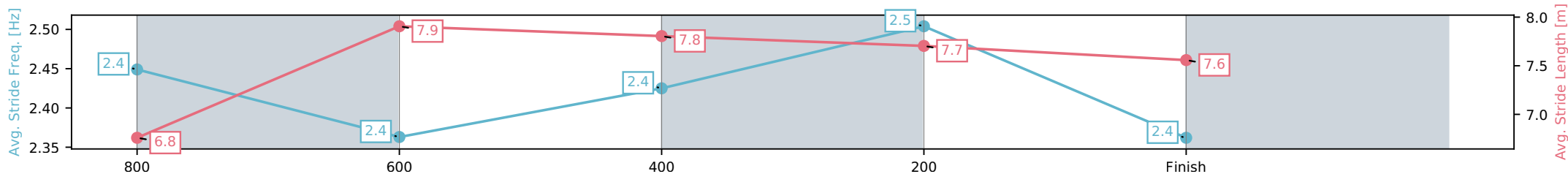
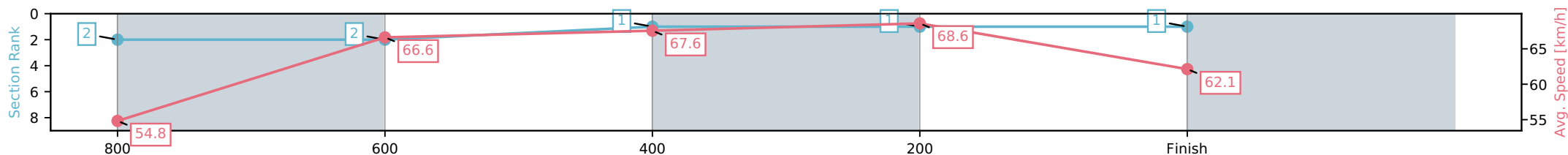
Race 6: STRADBROKE SEASON ON SALE NOW  
BENCHMARK 68 Handicap - 1000m

08 April 2026 - 3:33PM



Track Rating: Good 4, Weather: Fine, Rail Position: +11m Entire Circuit

Section	L1000	L800	L600	L400	L200
Section Times	0:57.04 (0:13.37)	0:43.67 [2] (0:10.80)	0:32.87 [1] (0:10.72)	0:22.14 [1] (0:10.50)	0:11.64 [1] (0:11.64)
Average Speed [km/h]	54.8	66.6	67.6	68.6	62.1
Top Speed [km/h]	66.2	67.5	68.8	69.1	67.1
Avg. Dist. to Rail [m]	1.2	0.2	1.7	3.9	3.2
Avg. Stride Freq. [Hz]	2.4	2.4	2.4	2.5	2.4
Avg. Stride Length [m]	6.8	7.9	7.8	7.7	7.6



- [ ] Ranking at each section and finish
- :-:- No data available at this section
- NA No data available

Horse/Jockey Name	Hearts Are Better/Fiona Sandkuhl
Finish Rank	2
Fastest Section Time (Section)	0:10.63 (400-200)
Top Speed [km/h] (Section)	69.5 (400-200)
Race State	Finished



Eagle Farm QLD --Professional-2026-04-08

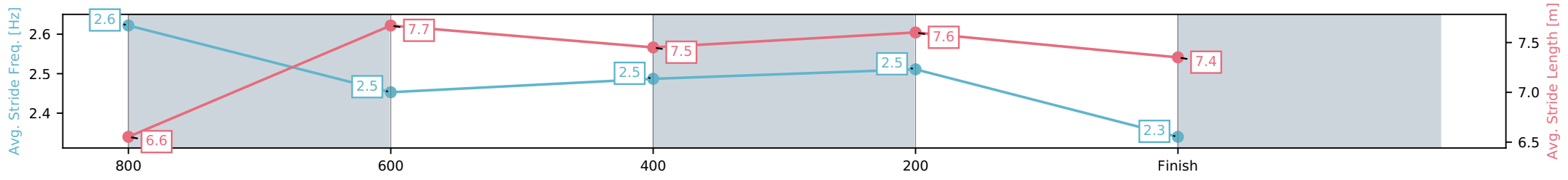
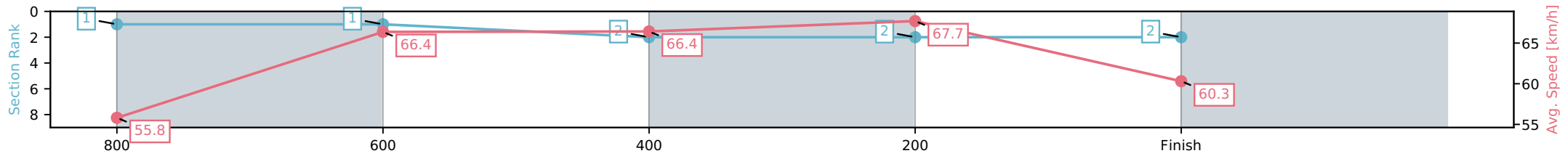
Race 6: STRADBROKE SEASON ON SALE NOW  
BENCHMARK 68 Handicap - 1000m

08 April 2026 - 3:33PM

Track Rating: Good 4, Weather: Fine, Rail Position: +11m Entire Circuit



Section	L1000	L800	L600	L400	L200
Section Times	0:57.53 (0:13.18)	0:44.35 [1] (0:10.88)	0:33.46 [2] (0:10.87)	0:22.60 [2] (0:10.63)	0:11.97 [2] (0:11.97)
Average Speed [km/h]	55.8	66.4	66.4	67.7	60.3
Top Speed [km/h]	68.8	68.3	68.6	69.5	64.0
Avg. Dist. to Rail [m]	2.7	1.1	0.7	1.2	0.5
Avg. Stride Freq. [Hz]	2.6	2.5	2.5	2.5	2.3
Avg. Stride Length [m]	6.6	7.7	7.5	7.6	7.4



[ ] Ranking at each section and finish  
 -:-:- No data available at this section  
 NA No data available

Horse/Jockey Name	Count Nicholas/Ryan Maloney
Finish Rank	3
Fastest Section Time (Section)	0:10.62 (400-200)
Top Speed [km/h] (Section)	69.5 (400-200)
Race State	Finished



Eagle Farm QLD --Professional-2026-04-08

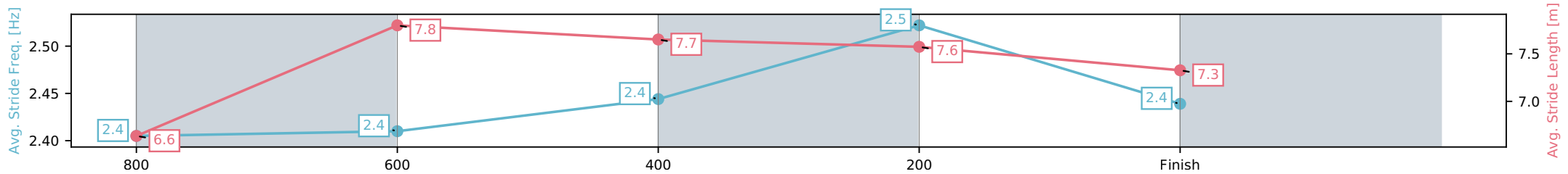
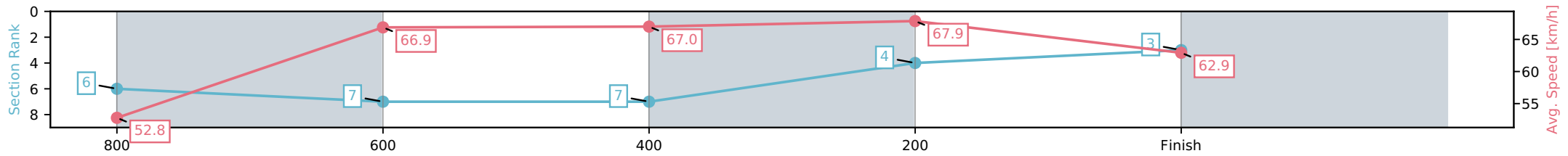
Race 6: STRADBROKE SEASON ON SALE NOW  
BENCHMARK 68 Handicap - 1000m



08 April 2026 - 3:33PM

Track Rating: Good 4, Weather: Fine, Rail Position: +11m Entire Circuit

Section	L1000	L800	L600	L400	L200
Section Times	0:57.59 (0:13.93)	0:43.66 [7] (0:10.85)	0:32.82 [7] (0:10.76)	0:22.06 [4] (0:10.62)	0:11.44 [3] (0:11.44)
Average Speed [km/h]	52.8	66.9	67.0	67.9	62.9
Top Speed [km/h]	66.7	67.6	67.9	69.5	66.2
Avg. Dist. to Rail [m]	2.6	1.6	0.6	0.9	1.4
Avg. Stride Freq. [Hz]	2.4	2.4	2.4	2.5	2.4
Avg. Stride Length [m]	6.6	7.8	7.7	7.6	7.3



[ ] Ranking at each section and finish  
 -:-:- No data available at this section  
 NA No data available

Horse/Jockey Name	Guac On/Damien Thornton
Finish Rank	4
Fastest Section Time (Section)	0:10.80 (800-600)
Top Speed [km/h] (Section)	68.2 (800-600)
Race State	Finished



Eagle Farm QLD --Professional-2026-04-08

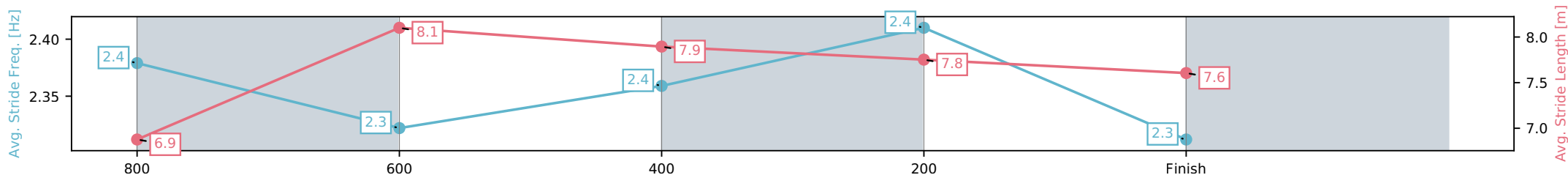
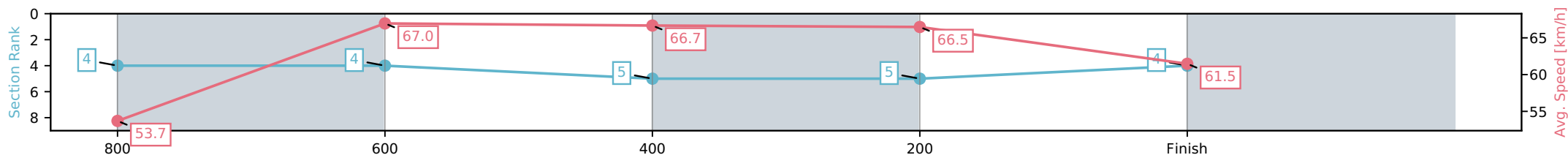
Race 6: STRADBROKE SEASON ON SALE NOW  
BENCHMARK 68 Handicap - 1000m

08 April 2026 - 3:33PM

Track Rating: Good 4, Weather: Fine, Rail Position: +11m Entire Circuit



Section	L1000	L800	L600	L400	L200
Section Times	0:57.95 (0:13.64)	0:44.30 [4] (0:10.80)	0:33.50 [5] (0:10.92)	0:22.58 [5] (0:10.84)	0:11.75 [4] (0:11.75)
Average Speed [km/h]	53.7	67.0	66.7	66.5	61.5
Top Speed [km/h]	67.8	68.2	67.8	67.4	64.7
Avg. Dist. to Rail [m]	1.1	1.3	2.2	3.6	3.7
Avg. Stride Freq. [Hz]	2.4	2.3	2.4	2.4	2.3
Avg. Stride Length [m]	6.9	8.1	7.9	7.8	7.6



- [ ] Ranking at each section and finish
- :-:- No data available at this section
- NA No data available

Horse/Jockey Name	Galactic Star/Ben Thompson
Finish Rank	5
Fastest Section Time (Section)	0:10.72 (600-400)
Top Speed [km/h] (Section)	69.0 (400-200)
Race State	Finished



Eagle Farm QLD --Professional-2026-04-08

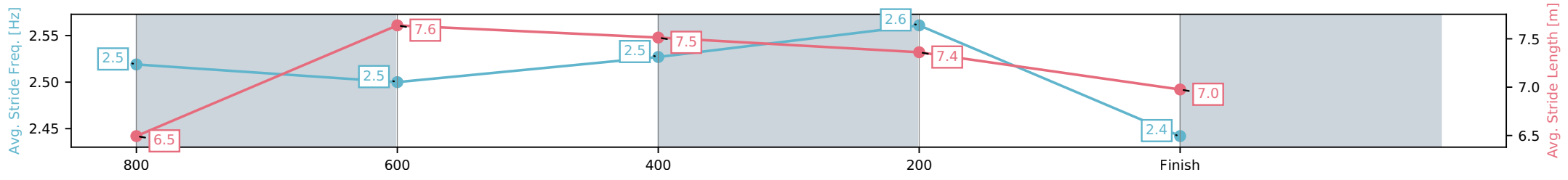
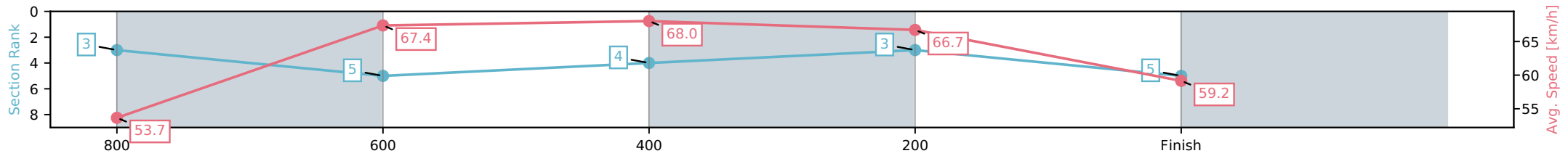
Race 6: STRADBROKE SEASON ON SALE NOW  
BENCHMARK 68 Handicap - 1000m

08 April 2026 - 3:33PM



Track Rating: Good 4, Weather: Fine, Rail Position: +11m Entire Circuit

Section	L1000	L800	L600	L400	L200
Section Times	0:58.10 (0:13.64)	0:44.46 [5] (0:10.81)	0:33.65 [4] (0:10.72)	0:22.93 [3] (0:10.80)	0:12.14 [5] (0:12.14)
Average Speed [km/h]	53.7	67.4	68.0	66.7	59.2
Top Speed [km/h]	68.9	68.5	68.9	69.0	63.4
Avg. Dist. to Rail [m]	1.6	2.1	2.9	5.3	6.5
Avg. Stride Freq. [Hz]	2.5	2.5	2.5	2.6	2.4
Avg. Stride Length [m]	6.5	7.6	7.5	7.4	7.0



[ ] Ranking at each section and finish  
 -:-:- No data available at this section  
 NA No data available

Horse/Jockey Name	Zouthur/Tahlia Fenlon
Finish Rank	6
Fastest Section Time (Section)	0:10.79 (600-400)
Top Speed [km/h] (Section)	68.1 (600-400)
Race State	Finished



Eagle Farm QLD --Professional-2026-04-08

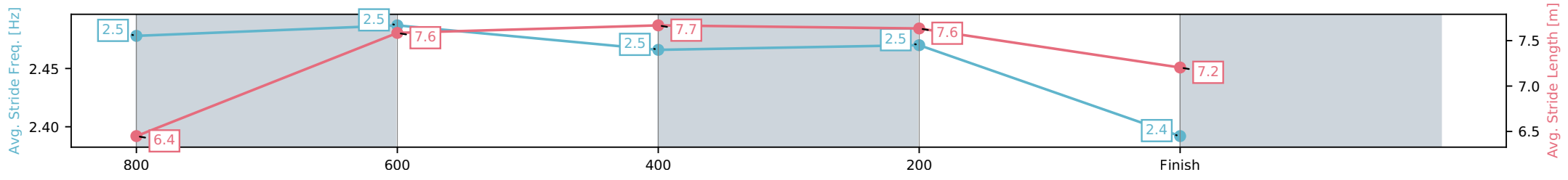
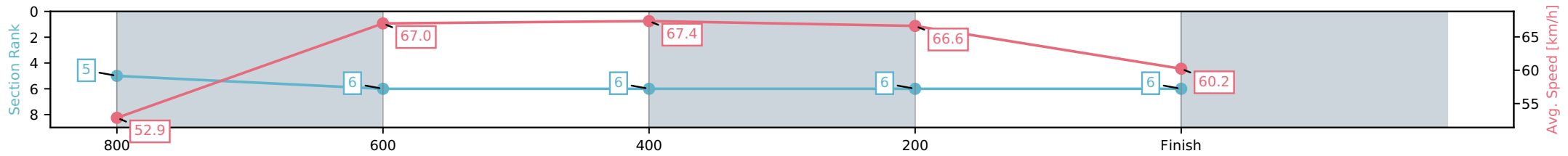
Race 6: STRADBROKE SEASON ON SALE NOW  
BENCHMARK 68 Handicap - 1000m

08 April 2026 - 3:33PM

Track Rating: Good 4, Weather: Fine, Rail Position: +11m Entire Circuit



Section	L1000	L800	L600	L400	L200
Section Times	0:58.29 (0:13.92)	0:44.36 [6] (0:10.80)	0:33.56 [6] (0:10.79)	0:22.77 [6] (0:10.79)	0:11.98 [6] (0:11.98)
Average Speed [km/h]	52.9	67.0	67.4	66.6	60.2
Top Speed [km/h]	66.3	68.0	68.1	67.9	63.7
Avg. Dist. to Rail [m]	3.8	1.3	2.0	3.5	4.2
Avg. Stride Freq. [Hz]	2.5	2.5	2.5	2.5	2.4
Avg. Stride Length [m]	6.4	7.6	7.7	7.6	7.2



[ ] Ranking at each section and finish  
 -:-:- No data available at this section  
 NA No data available

Horse/Jockey Name	The Lucky Alien/Corey Sutherland
Finish Rank	7
Fastest Section Time (Section)	0:10.35 (800-600)
Top Speed [km/h] (Section)	71.3 (800-600)
Race State	Finished



Eagle Farm QLD --Professional-2026-04-08

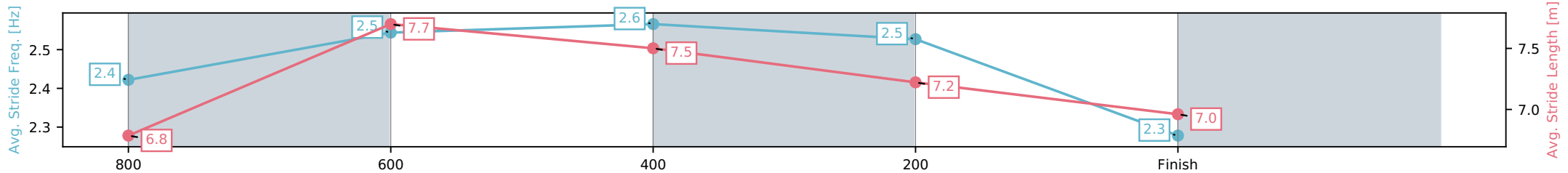
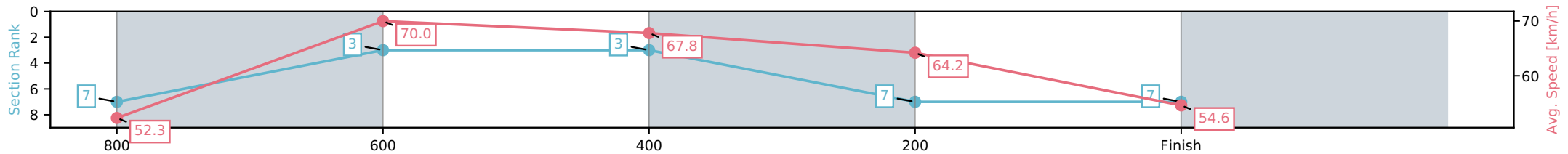
Race 6: STRADBROKE SEASON ON SALE NOW  
BENCHMARK 68 Handicap - 1000m

08 April 2026 - 3:33PM



Track Rating: Good 4, Weather: Fine, Rail Position: +11m Entire Circuit

Section	L1000	L800	L600	L400	L200
Section Times	0:59.51 (0:14.09)	0:45.42 [3] (0:10.35)	0:35.08 [3] (0:10.72)	0:24.36 [7] (0:11.22)	0:13.14 [7] (0:13.14)
Average Speed [km/h]	52.3	70.0	67.8	64.2	54.6
Top Speed [km/h]	68.7	71.3	68.9	65.8	60.2
Avg. Dist. to Rail [m]	3.8	1.5	1.8	2.6	1.2
Avg. Stride Freq. [Hz]	2.4	2.5	2.6	2.5	2.3
Avg. Stride Length [m]	6.8	7.7	7.5	7.2	7.0



- [ ] Ranking at each section and finish
- :-:- No data available at this section
- NA No data available



# Eagle Farm QLD

## Race 7: DRINKWISE BENCHMARK 65 Handicap - 1800m

08 April 2026 - 4:08PM



BRISBANE  
RACING CLUB

Track Rating: Good 4, Weather: Fine, Rail Position: +11m Entire Circuit

Field Times (Race Tempo)      1:49.57 (0:13.71)    1:35.86 (0:12.16)    1:23.69 (0:11.93)    1:11.76 (0:11.99)    0:59.77 (0:11.94)    0:47.83 (0:11.84)    0:35.99 (0:11.60)    0:24.40 (0:11.70)

Rank	TAB#	Horse	Overall Time	First 400m	Top Speed km/h (Section)	L1800	L1600	L1400	L1200	L1000	L800	L600	L400
	(BAR#)	Jockey	Margin (DT-W)	Last 600m	Fastest Section (Time)	Start - 1600	1600 - 1400	1400 - 1200	1200 - 1000	1000 - 800	800 - 600	600 - 400	400 - 200
1	6	Malecon	1:49.57	0:26.13	63.0 (400-200)	1:49.57	1:35.51 [4]	1:23.44 [3]	1:11.44 [3]	0:59.38 [4]	0:47.39 [4]	0:35.58 [4]	0:24.05 [3]
	(2)	Mark Du Plessis		0:35.58	600-400 (0:11.53)	(0:14.06)	(0:12.07)	(0:12.00)	(0:12.06)	(0:11.99)	(0:11.81)	(0:11.53)	(0:11.61)
2	14	Sir Beveridge	1:49.60	0:26.24	64.4 (400-200)	1:49.60	1:35.66 [2]	1:23.35 [4]	1:11.40 [4]	0:59.44 [3]	0:47.47 [3]	0:35.66 [3]	0:24.02 [4]
	(7)	Damien Boche	0.2L (-1)	0:35.66	400-200 (0:11.50)	(0:13.94)	(0:12.30)	(0:11.95)	(0:11.96)	(0:11.97)	(0:11.81)	(0:11.64)	(0:11.50)
3	4	Meltdown	1:49.73	0:25.87	62.6 (600-400)	1:49.73	1:36.02 [1]	1:23.86 [1]	1:11.92 [1]	0:59.93 [1]	0:47.99 [1]	0:36.15 [1]	0:24.56 [1]
	(5)	Jag Guthmann-Chester	0.9L (-3)	0:36.16	600-400 (0:11.60)	(0:13.71)	(0:12.16)	(0:11.93)	(0:11.99)	(0:11.94)	(0:11.84)	(0:11.60)	(0:11.70)
4	10	Propose	1:49.77	0:26.47	64.2 (400-200)	1:49.77	1:35.59 [6]	1:23.30 [5]	1:11.40 [5]	0:59.33 [5]	0:47.35 [5]	0:35.64 [6]	0:24.12 [5]
	(1)	Fred Larson	1.2L (-9)	0:35.64	600-400 (0:11.52)	(0:14.18)	(0:12.29)	(0:11.90)	(0:12.07)	(0:11.98)	(0:11.71)	(0:11.52)	(0:11.52)
5	7	Addition	1:49.96	0:26.52	64.8 (400-200)	1:49.96	1:35.78 [5]	1:23.43 [6]	1:11.41 [6]	0:59.39 [7]	0:47.35 [7]	0:35.72 [7]	0:24.03 [9]
	(4)	Ben Thompson	2.2L (-2)	0:35.72	400-200 (0:11.36)	(0:14.18)	(0:12.34)	(0:12.02)	(0:12.02)	(0:12.03)	(0:11.63)	(0:11.69)	(0:11.36)
6	1	Picko Rocks	1:50.15	0:26.91	64.1 (400-200)	1:50.15	1:35.50 [9]	1:23.24 [9]	1:11.27 [9]	0:59.30 [8]	0:47.36 [8]	0:35.77 [9]	0:24.27 [8]
	(3)	Chelsea Baker	3.4L (-5)	0:35.78	400-200 (0:11.49)	(0:14.65)	(0:12.26)	(0:11.97)	(0:11.98)	(0:11.94)	(0:11.58)	(0:11.51)	(0:11.49)
7	5	Kerkorian	1:50.36	0:26.79	64.5 (400-200)	1:50.36	1:35.90 [8]	1:23.58 [8]	1:11.52 [8]	0:59.49 [9]	0:47.51 [9]	0:36.03 [8]	0:24.65 [6]
	(10)	Jake Bayliss	4.6L (-1)	0:36.04	600-400 (0:11.38)	(0:14.46)	(0:12.33)	(0:12.06)	(0:12.03)	(0:11.98)	(0:11.48)	(0:11.38)	(0:11.47)
8	3	Grey Northern	1:50.65	0:27.41	64.1 (800-600)	1:50.65	1:35.70 [11]	1:23.24 [11]	1:11.19 [11]	0:59.18 [11]	0:47.44 [11]	0:36.03 [10]	0:24.68 [10]
	(9)	Corey Sutherland	6.3L (-2)	0:36.03	600-400 (0:11.34)	(0:14.95)	(0:12.46)	(0:12.05)	(0:12.01)	(0:11.74)	(0:11.42)	(0:11.34)	(0:11.66)
9	8	Piston Rebel	1:50.72	0:26.55	63.7 (600-400)	1:50.72	1:36.49 [7]	1:24.17 [7]	1:12.16 [7]	1:00.15 [6]	0:48.27 [6]	0:36.60 [5]	0:24.95 [7]
	(6)	Brandon Lerena	6.7L (+2)	0:36.59	400-200 (0:11.64)	(0:14.23)	(0:12.32)	(0:12.02)	(0:12.01)	(0:11.88)	(0:11.67)	(0:11.65)	(0:11.64)
10	11	Saveur	1:51.16	0:26.09	61.9 (800-600)	1:51.16	1:37.20 [3]	1:25.07 [2]	1:13.15 [2]	1:01.19 [2]	0:49.18 [2]	0:37.52 [2]	0:25.83 [2]
	(8)	Angela Jones	9.3L (+10)	0:37.51	800-600 (0:11.66)	(0:13.96)	(0:12.13)	(0:11.92)	(0:11.96)	(0:12.02)	(0:11.66)	(0:11.68)	(0:12.08)

Scratched: Cantarito (#9), Waverley (#12), Best Coffee (#13), Monastery (#15), Classique Gal (#16)

Report Created: Wed 08 April 2026

(Note: Races are conducted over an approximate distance as close as possible to the advertised distance, and recorded data may vary accordingly. Official times refer to race times only and do not include handicap times.)

[ ] Position in running at each section and finish    TAB#    Saddle cloth number

Fastest split

-:--:-- No data available at this section

BAR#    Barrier/Gate Position

Fastest section

NA    No data available

DNF    Did not finish

DNT    Did not track

DT-W    Distance travelled compared to winner in metres



Eagle Farm QLD  
 Race 7: DRINKWISE BENCHMARK 65 Handicap - 1800m  
 08 April 2026 - 4:08PM



BRISBANE  
 RACING CLUB

Track Rating: Good 4, Weather: Fine, Rail Position: +11m Entire Circuit

Field Times (Race Tempo) 1:49.57 (0:13.71) 1:35.86 (0:12.16) 1:23.69 (0:11.93) 1:11.76 (0:11.99) 0:59.77 (0:11.94) 0:47.83 (0:11.84) 0:35.99 (0:11.60) 0:24.40 (0:11.70)

Rank	TAB#	Horse	Overall Time	First 400m	Top Speed km/h (Section)	L1800	L1600	L1400	L1200	L1000	L800	L600	L400
	(BAR#)	Jockey	Margin (DT-W)	Last 600m	Fastest Section (Time)	Start - 1600	1600 - 1400	1400 - 1200	1200 - 1000	1000 - 800	800 - 600	600 - 400	400 - 200
11	2	Chillaxing	1:51.37	0:27.13	63.1 (800-600)	1:51.37	1:36.64 [10]	1:24.24 [10]	1:12.22 [10]	1:00.21 [10]	0:48.19 [10]	0:36.48 [11]	0:24.80 [11]
	(11)	Damien Thornton	10.6L (+1)	0:36.48	600-400 (0:11.68)	(0:14.73)	(0:12.40)	(0:12.02)	(0:12.01)	(0:12.02)	(0:11.71)	(0:11.68)	(0:11.83)

Scratched: Cantarito (#9), Waverley (#12), Best Coffee (#13), Monastery (#15), Classique Gal (#16)

Report Created: Wed 08 April 2026

(Note: Races are conducted over an approximate distance as close as possible to the advertised distance, and recorded data may vary accordingly. Official times refer to race times only and do not include handicap times.)

[ ] Position in running at each section and finish TAB# Saddle cloth number

-:--:-- No data available at this section

NA No data available

DNT Did not track

BAR# Barrier/Gate Position

DNF Did not finish

DT-W Distance travelled compared to winner in metres

Fastest split

Fastest section



# Eagle Farm QLD

## Race 7: DRINKWISE BENCHMARK 65 Handicap - 1800m

08 April 2026 - 4:08PM

Track Rating: Good 4, Weather: Fine, Rail Position: +11m Entire Circuit



BRISBANE  
RACING CLUB

Field Times 0:12.70  
(Race Tempo) (0:12.70)

Rank	TAB#	Horse	Overall Time	First 400m	Top Speed km/h (Section)	L200									
	(BAR#)	Jockey	Margin (DT-W)	Last 600m	Fastest Section (Time)	200 - Finish									
1	6	Malecon	1:49.57	0:26.13	63.0 (400-200)	0:12.44 [3]									
	(2)	Mark Du Plessis		0:35.58	600-400 (0:11.53)	(0:12.44)									
2	14	Sir Beveridge	1:49.60	0:26.24	64.4 (400-200)	0:12.52 [2]									
	(7)	Damien Boche	0.2L (-1)	0:35.66	400-200 (0:11.50)	(0:12.52)									
3	4	Meltdown	1:49.73	0:25.87	62.6 (600-400)	0:12.86 [1]									
	(5)	Jag Guthmann-Chester	0.9L (-3)	0:36.16	600-400 (0:11.60)	(0:12.86)									
4	10	Propose	1:49.77	0:26.47	64.2 (400-200)	0:12.60 [4]									
	(1)	Fred Larson	1.2L (-9)	0:35.64	600-400 (0:11.52)	(0:12.60)									
5	7	Addition	1:49.96	0:26.52	64.8 (400-200)	0:12.67 [6]									
	(4)	Ben Thompson	2.2L (-2)	0:35.72	400-200 (0:11.36)	(0:12.67)									
6	1	Picko Rocks	1:50.15	0:26.91	64.1 (400-200)	0:12.78 [7]									
	(3)	Chelsea Baker	3.4L (-5)	0:35.78	400-200 (0:11.49)	(0:12.78)									
7	5	Kerkorian	1:50.36	0:26.79	64.5 (400-200)	0:13.19 [5]									
	(10)	Jake Bayliss	4.6L (-1)	0:36.04	600-400 (0:11.38)	(0:13.19)									
8	3	Grey Northern	1:50.65	0:27.41	64.1 (800-600)	0:13.03 [10]									
	(9)	Corey Sutherland	6.3L (-2)	0:36.03	600-400 (0:11.34)	(0:13.03)									
9	8	Piston Rebel	1:50.72	0:26.55	63.7 (600-400)	0:13.30 [9]									
	(6)	Brandon Lerena	6.7L (+2)	0:36.59	400-200 (0:11.64)	(0:13.30)									
10	11	Saveur	1:51.16	0:26.09	61.9 (800-600)	0:13.75 [8]									
	(8)	Angela Jones	9.3L (+10)	0:37.51	800-600 (0:11.66)	(0:13.75)									

Scratched: Cantarito (#9), Waverley (#12), Best Coffee (#13), Monastery (#15), Classique Gal (#16)

Report Created: Wed 08 April 2026

(Note: Races are conducted over an approximate distance as close as possible to the advertised distance, and recorded data may vary accordingly. Official times refer to race times only and do not include handicap times.)

Page 3/15

[ ] Position in running at each section and finish TAB# Saddle cloth number

-:--:-- No data available at this section

NA No data available

DNT Did not track

BAR# Barrier/Gate Position

DNF Did not finish

DT-W Distance travelled compared to winner in metres

Fastest split

Fastest section

data processed by TRIPLES DATA



Eagle Farm QLD  
 Race 7: DRINKWISE BENCHMARK 65 Handicap - 1800m  
 08 April 2026 - 4:08PM



BRISBANE  
 RACING CLUB

Track Rating: Good 4, Weather: Fine, Rail Position: +11m Entire Circuit

Field Times 0:12.70  
 (Race Tempo) (0:12.70)

Rank	TAB#	Horse	Overall Time	First 400m	Top Speed km/h (Section)	L200							
	(BAR#)	Jockey	Margin (DT-W)	Last 600m	Fastest Section (Time)	200 - Finish							
11	2	Chillaxing	1:51.37	0:27.13	63.1 (800-600)	0:12.97 [11]							
	(11)	Damien Thornton	10.6L (+1)	0:36.48	600-400 (0:11.68)	(0:12.97)							

Scratched: Cantarito (#9), Waverley (#12), Best Coffee (#13), Monastery (#15), Classique Gal (#16)

Report Created: Wed 08 April 2026

(Note: Races are conducted over an approximate distance as close as possible to the advertised distance, and recorded data may vary accordingly. Official times refer to race times only and do not include handicap times.)

[ ] Position in running at each section and finish TAB# Saddle cloth number

-:--:-- No data available at this section

NA No data available

DNT Did not track

BAR# Barrier/Gate Position

DNF Did not finish

DT-W Distance travelled compared to winner in metres

Fastest split

Fastest section

Horse/Jockey Name	Malecon/Mark Du Plessis
Finish Rank	1
Fastest Section Time (Section)	0:11.53 (600-400)
Top Speed [km/h] (Section)	63.0 (400-200)
Race State	Finished



Eagle Farm QLD --Professional-2026-04-08

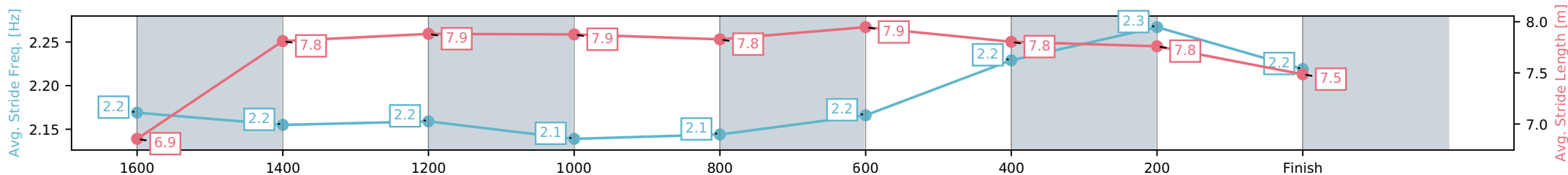
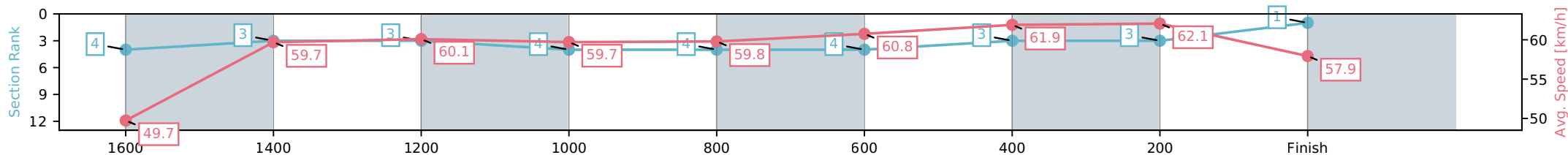
Race 7: DRINKWISE BENCHMARK 65 Handicap - 1800m

08 April 2026 - 4:08PM

Track Rating: Good 4, Weather: Fine, Rail Position: +11m Entire Circuit



Section	L1800	L1600	L1400	L1200	L1000	L800	L600	L400	L200
Section Times	1:49.57 (0:14.06)	1:35.51 [3] (0:12.07)	1:23.44 [3] (0:12.00)	1:11.44 [4] (0:12.06)	0:59.38 [4] (0:11.99)	0:47.39 [4] (0:11.81)	0:35.58 [3] (0:11.53)	0:24.05 [3] (0:11.61)	0:12.44 [1] (0:12.44)
Average Speed [km/h]	49.7	59.7	60.1	59.7	59.8	60.8	61.9	62.1	57.9
Top Speed [km/h]	59.7	60.5	60.8	60.1	60.9	61.8	62.8	63.0	60.0
Avg. Dist. to Rail [m]	1.3	0.9	1.1	0.5	0.6	0.6	1.9	1.9	0.6
Avg. Stride Freq. [Hz]	2.2	2.2	2.2	2.1	2.1	2.2	2.2	2.3	2.2
Avg. Stride Length [m]	6.9	7.8	7.9	7.9	7.8	7.9	7.8	7.8	7.5



- [ ] Ranking at each section and finish
- :-:- No data available at this section
- NA No data available

Horse/Jockey Name	Sir Beveridge/Damien Boche
Finish Rank	2
Fastest Section Time (Section)	0:11.50 (400-200)
Top Speed [km/h] (Section)	64.4 (400-200)
Race State	Finished



Eagle Farm QLD --Professional-2026-04-08

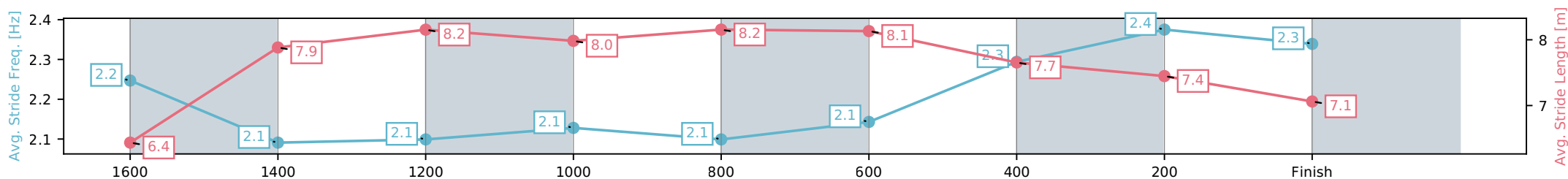
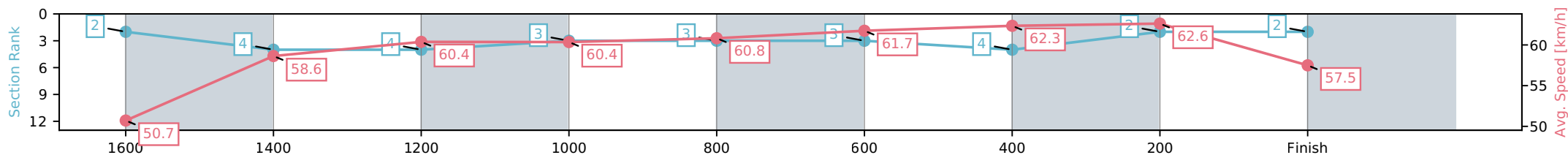
Race 7: DRINKWISE BENCHMARK 65 Handicap - 1800m

08 April 2026 - 4:08PM

Track Rating: Good 4, Weather: Fine, Rail Position: +11m Entire Circuit



Section	L1800	L1600	L1400	L1200	L1000	L800	L600	L400	L200
Section Times	1:49.60 (0:13.94)	1:35.66 [4] (0:12.30)	1:23.35 [4] (0:11.95)	1:11.40 [3] (0:11.96)	0:59.44 [3] (0:11.97)	0:47.47 [3] (0:11.81)	0:35.66 [4] (0:11.64)	0:24.02 [2] (0:11.50)	0:12.52 [2] (0:12.52)
Average Speed [km/h]	50.7	58.6	60.4	60.4	60.8	61.7	62.3	62.6	57.5
Top Speed [km/h]	58.3	60.2	61.5	60.7	62.3	62.5	63.4	64.4	60.7
Avg. Dist. to Rail [m]	3.6	0.7	1.4	2.0	2.5	2.8	1.5	1.4	2.6
Avg. Stride Freq. [Hz]	2.2	2.1	2.1	2.1	2.1	2.1	2.3	2.4	2.3
Avg. Stride Length [m]	6.4	7.9	8.2	8.0	8.2	8.1	7.7	7.4	7.1

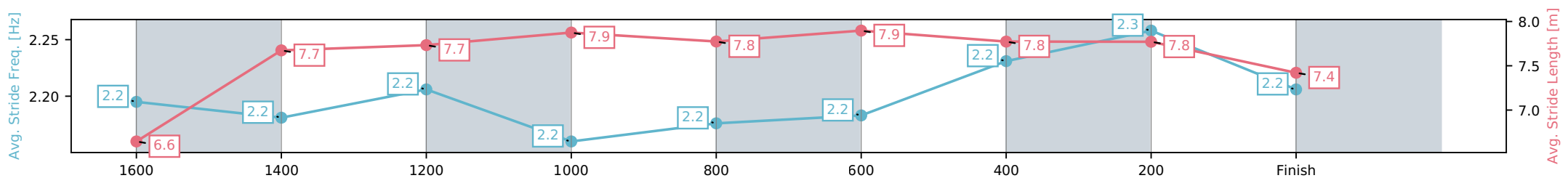
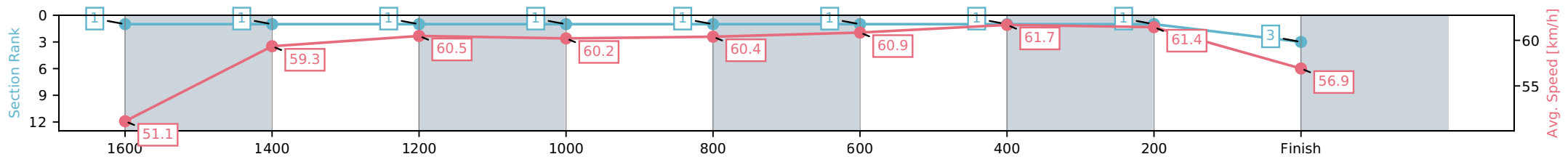


- [ ] Ranking at each section and finish
- :-:- No data available at this section
- NA No data available

Horse/Jockey Name	Meltdown/Jag Guthmann-Chester
Finish Rank	3
Fastest Section Time (Section)	0:11.60 (600-400)
Top Speed [km/h] (Section)	62.6 (600-400)
Race State	Finished



Section	L1800	L1600	L1400	L1200	L1000	L800	L600	L400	L200
Section Times	1:49.73 (0:13.71)	1:36.02 [1] (0:12.16)	1:23.86 [1] (0:11.93)	1:11.92 [1] (0:11.99)	0:59.93 [1] (0:11.94)	0:47.99 [1] (0:11.84)	0:36.15 [1] (0:11.60)	0:24.56 [1] (0:11.70)	0:12.86 [3] (0:12.86)
Average Speed [km/h]	51.1	59.3	60.5	60.2	60.4	60.9	61.7	61.4	56.9
Top Speed [km/h]	59.0	60.3	61.0	62.0	61.8	61.9	62.6	62.5	59.2
Avg. Dist. to Rail [m]	2.1	0.2	0.5	1.9	0.7	0.2	1.4	1.6	0.4
Avg. Stride Freq. [Hz]	2.2	2.2	2.2	2.2	2.2	2.2	2.2	2.3	2.2
Avg. Stride Length [m]	6.6	7.7	7.7	7.9	7.8	7.9	7.8	7.8	7.4



[ ] Ranking at each section and finish  
 -:-:- No data available at this section  
 NA No data available

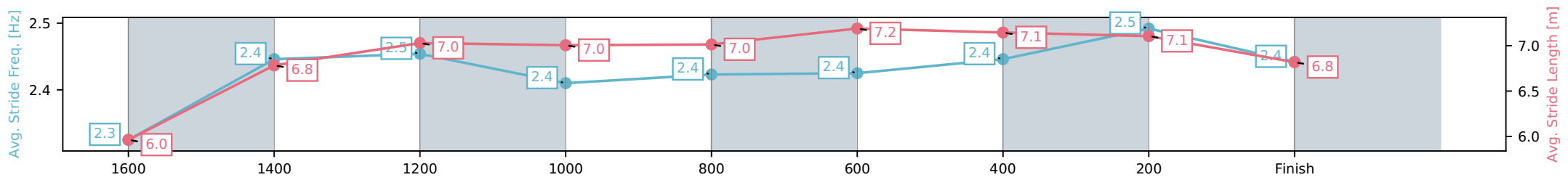
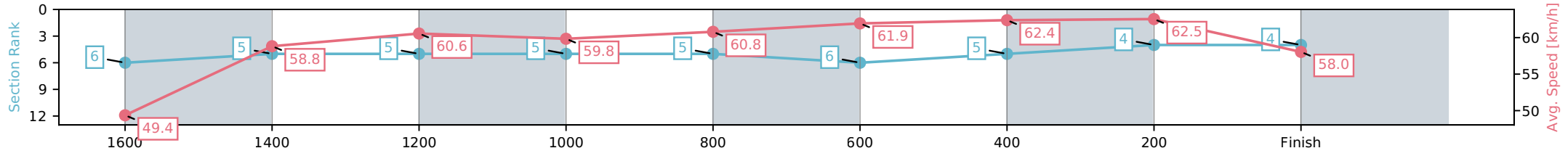
Horse/Jockey Name	Propose/Fred Larson
Finish Rank	4
Fastest Section Time (Section)	0:11.52 (600-400)
Top Speed [km/h] (Section)	64.2 (400-200)
Race State	Finished



Eagle Farm QLD --Professional-2026-04-08  
 Race 7: DRINKWISE BENCHMARK 65 Handicap - 1800m  
 08 April 2026 - 4:08PM  
 Track Rating: Good 4, Weather: Fine, Rail Position: +11m Entire Circuit



Section	L1800	L1600	L1400	L1200	L1000	L800	L600	L400	L200
Section Times	1:49.77 (0:14.18)	1:35.59 [5] (0:12.29)	1:23.30 [5] (0:11.90)	1:11.40 [5] (0:12.07)	0:59.33 [5] (0:11.98)	0:47.35 [6] (0:11.71)	0:35.64 [5] (0:11.52)	0:24.12 [4] (0:11.52)	0:12.60 [4] (0:12.60)
Average Speed [km/h]	49.4	58.8	60.6	59.8	60.8	61.9	62.4	62.5	58.0
Top Speed [km/h]	58.4	59.7	61.3	60.4	62.2	63.0	64.0	64.2	60.3
Avg. Dist. to Rail [m]	0.9	1.4	2.0	2.1	2.2	2.0	0.8	2.0	5.3
Avg. Stride Freq. [Hz]	2.3	2.4	2.5	2.4	2.4	2.4	2.4	2.5	2.4
Avg. Stride Length [m]	6.0	6.8	7.0	7.0	7.0	7.2	7.1	7.1	6.8



[ ] Ranking at each section and finish  
 -.-.- No data available at this section  
 NA No data available

Horse/Jockey Name	Addition/Ben Thompson
Finish Rank	5
Fastest Section Time (Section)	0:11.36 (400-200)
Top Speed [km/h] (Section)	64.8 (400-200)
Race State	Finished



Eagle Farm QLD --Professional-2026-04-08

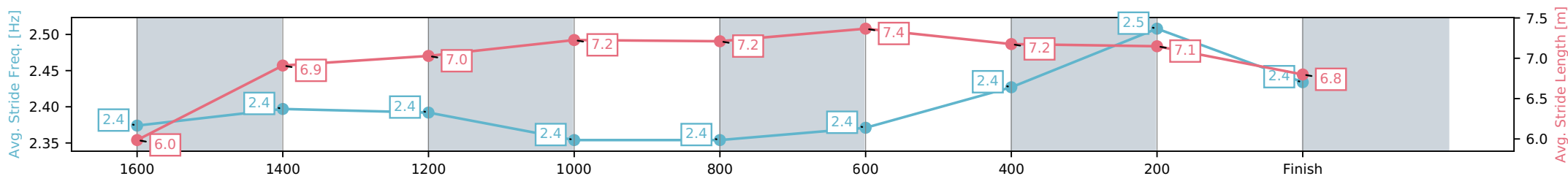
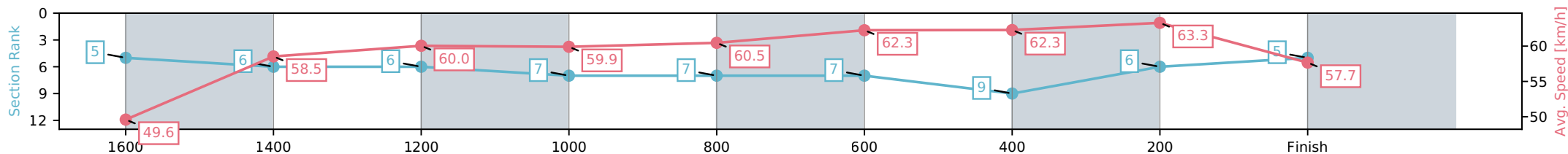
Race 7: DRINKWISE BENCHMARK 65 Handicap - 1800m

08 April 2026 - 4:08PM

Track Rating: Good 4, Weather: Fine, Rail Position: +11m Entire Circuit



Section	L1800	L1600	L1400	L1200	L1000	L800	L600	L400	L200
Section Times	1:49.96 (0:14.18)	1:35.78 [6] (0:12.34)	1:23.43 [6] (0:12.02)	1:11.41 [7] (0:12.02)	0:59.39 [7] (0:12.03)	0:47.35 [7] (0:11.63)	0:35.72 [9] (0:11.69)	0:24.03 [6] (0:11.36)	0:12.67 [5] (0:12.67)
Average Speed [km/h]	49.6	58.5	60.0	59.9	60.5	62.3	62.3	63.3	57.7
Top Speed [km/h]	58.7	59.2	60.9	60.3	61.8	62.8	62.8	64.8	60.8
Avg. Dist. to Rail [m]	2.4	1.4	1.6	1.9	2.0	1.3	2.3	7.2	8.4
Avg. Stride Freq. [Hz]	2.4	2.4	2.4	2.4	2.4	2.4	2.4	2.5	2.4
Avg. Stride Length [m]	6.0	6.9	7.0	7.2	7.2	7.4	7.2	7.1	6.8



- [ ] Ranking at each section and finish
- :-:- No data available at this section
- NA No data available

Horse/Jockey Name	Picko Rocks/Chelsea Baker
Finish Rank	6
Fastest Section Time (Section)	0:11.49 (400-200)
Top Speed [km/h] (Section)	64.1 (400-200)
Race State	Finished



Eagle Farm QLD --Professional-2026-04-08

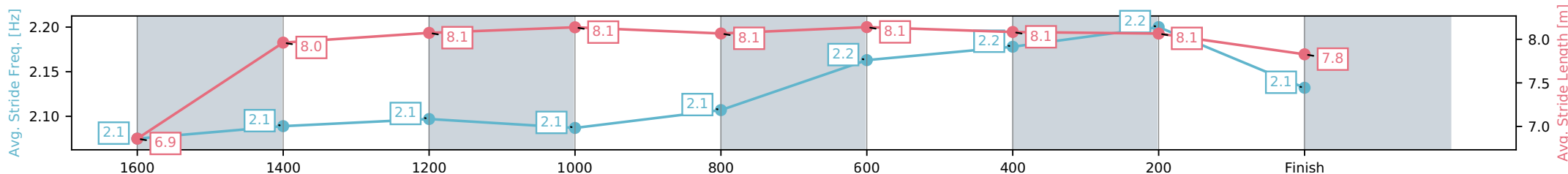
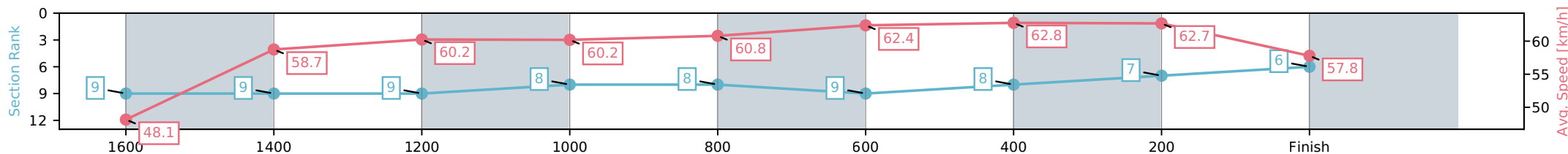
Race 7: DRINKWISE BENCHMARK 65 Handicap - 1800m

08 April 2026 - 4:08PM

Track Rating: Good 4, Weather: Fine, Rail Position: +11m Entire Circuit



Section	L1800	L1600	L1400	L1200	L1000	L800	L600	L400	L200
Section Times	1:50.15 (0:14.65)	1:35.50 [9] (0:12.26)	1:23.24 [9] (0:11.97)	1:11.27 [8] (0:11.98)	0:59.30 [8] (0:11.94)	0:47.36 [9] (0:11.58)	0:35.77 [8] (0:11.51)	0:24.27 [7] (0:11.49)	0:12.78 [6] (0:12.78)
Average Speed [km/h]	48.1	58.7	60.2	60.2	60.8	62.4	62.8	62.7	57.8
Top Speed [km/h]	57.8	59.6	60.7	61.2	61.6	62.9	63.9	64.1	60.4
Avg. Dist. to Rail [m]	2.0	0.6	1.3	1.8	1.6	0.8	1.0	3.4	3.9
Avg. Stride Freq. [Hz]	2.1	2.1	2.1	2.1	2.1	2.2	2.2	2.2	2.1
Avg. Stride Length [m]	6.9	8.0	8.1	8.1	8.1	8.1	8.1	8.1	7.8



- [ ] Ranking at each section and finish
- :-:- No data available at this section
- NA No data available

Horse/Jockey Name	Kerkorian/Jake Bayliss
Finish Rank	7
Fastest Section Time (Section)	0:11.38 (600-400)
Top Speed [km/h] (Section)	64.5 (400-200)
Race State	Finished



Eagle Farm QLD --Professional-2026-04-08

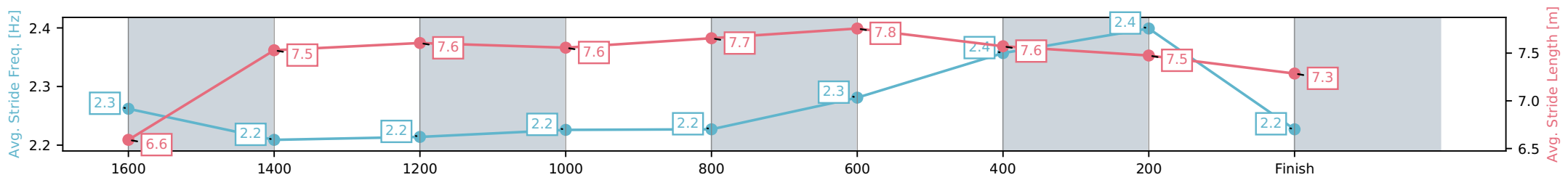
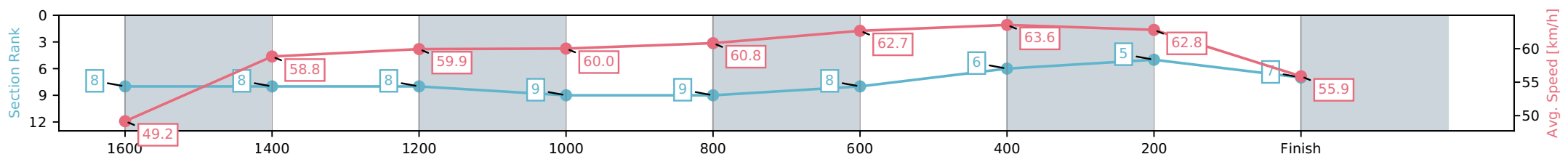
Race 7: DRINKWISE BENCHMARK 65 Handicap - 1800m

08 April 2026 - 4:08PM

Track Rating: Good 4, Weather: Fine, Rail Position: +11m Entire Circuit



Section	L1800	L1600	L1400	L1200	L1000	L800	L600	L400	L200
Section Times	1:50.36 (0:14.46)	1:35.90 [8] (0:12.33)	1:23.58 [8] (0:12.06)	1:11.52 [9] (0:12.03)	0:59.49 [9] (0:11.98)	0:47.51 [8] (0:11.48)	0:36.03 [6] (0:11.38)	0:24.65 [5] (0:11.47)	0:13.19 [7] (0:13.19)
Average Speed [km/h]	49.2	58.8	59.9	60.0	60.8	62.7	63.6	62.8	55.9
Top Speed [km/h]	60.0	60.1	61.2	61.2	62.6	63.2	64.4	64.5	59.7
Avg. Dist. to Rail [m]	5.3	2.3	2.9	3.1	2.2	0.6	0.9	5.4	5.7
Avg. Stride Freq. [Hz]	2.3	2.2	2.2	2.2	2.2	2.3	2.4	2.4	2.2
Avg. Stride Length [m]	6.6	7.5	7.6	7.6	7.7	7.8	7.6	7.5	7.3



[ ] Ranking at each section and finish  
 -:-:- No data available at this section  
 NA No data available

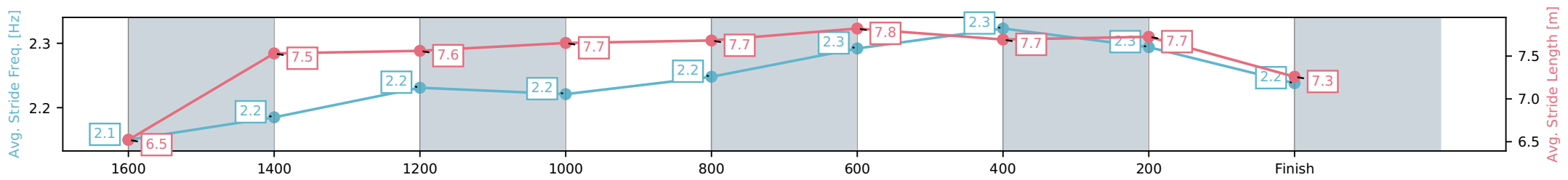
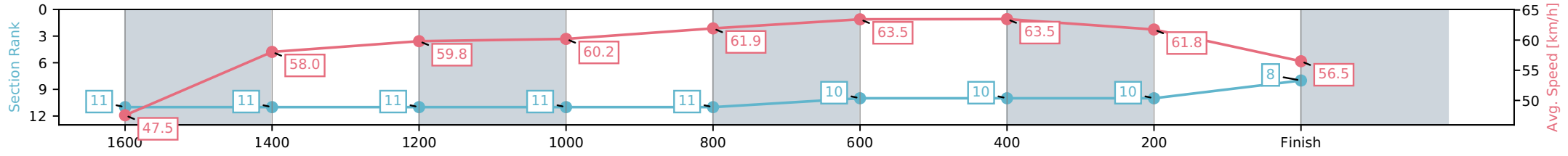
Horse/Jockey Name	Grey Northern/Corey Sutherland
Finish Rank	8
Fastest Section Time (Section)	0:11.34 (600-400)
Top Speed [km/h] (Section)	64.1 (800-600)
Race State	Finished



Eagle Farm QLD --Professional-2026-04-08  
 Race 7: DRINKWISE BENCHMARK 65 Handicap - 1800m  
 08 April 2026 - 4:08PM  
 Track Rating: Good 4, Weather: Fine, Rail Position: +11m Entire Circuit



Section	L1800	L1600	L1400	L1200	L1000	L800	L600	L400	L200
Section Times	1:50.65 (0:14.95)	1:35.70 [11] (0:12.46)	1:23.24 [11] (0:12.05)	1:11.19 [11] (0:12.01)	0:59.18 [11] (0:11.74)	0:47.44 [10] (0:11.42)	0:36.03 [10] (0:11.34)	0:24.68 [10] (0:11.66)	0:13.03 [8] (0:13.03)
Average Speed [km/h]	47.5	58.0	59.8	60.2	61.9	63.5	63.5	61.8	56.5
Top Speed [km/h]	56.3	59.0	61.8	61.4	64.0	64.1	63.7	63.8	59.6
Avg. Dist. to Rail [m]	5.2	1.7	2.9	2.9	2.3	1.2	0.3	3.2	4.1
Avg. Stride Freq. [Hz]	2.1	2.2	2.2	2.2	2.2	2.3	2.3	2.3	2.2
Avg. Stride Length [m]	6.5	7.5	7.6	7.7	7.7	7.8	7.7	7.7	7.3



[ ] Ranking at each section and finish  
 -:-:- No data available at this section  
 NA No data available

Horse/Jockey Name	Piston Rebel/Brandon Lerena
Finish Rank	9
Fastest Section Time (Section)	0:11.64 (400-200)
Top Speed [km/h] (Section)	63.7 (600-400)
Race State	Finished



Eagle Farm QLD --Professional-2026-04-08

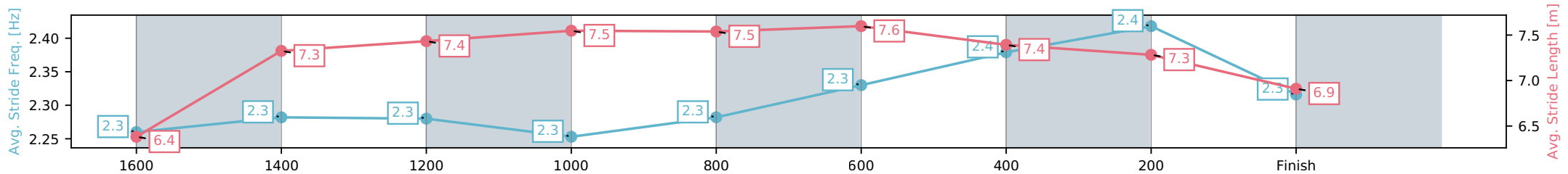
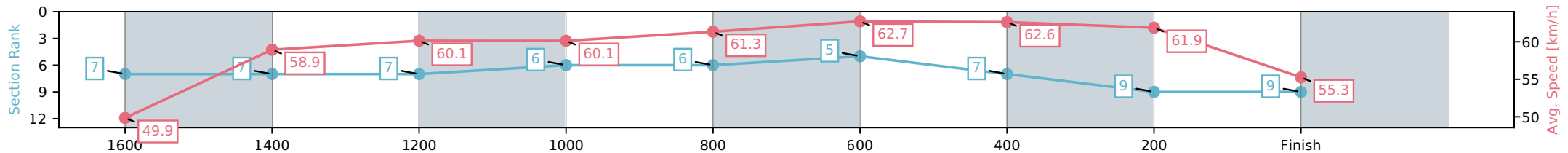
Race 7: DRINKWISE BENCHMARK 65 Handicap - 1800m

08 April 2026 - 4:08PM

Track Rating: Good 4, Weather: Fine, Rail Position: +11m Entire Circuit



Section	L1800	L1600	L1400	L1200	L1000	L800	L600	L400	L200
Section Times	1:50.72 (0:14.23)	1:36.49 [7] (0:12.32)	1:24.17 [7] (0:12.02)	1:12.16 [6] (0:12.01)	1:00.15 [6] (0:11.88)	0:48.27 [5] (0:11.67)	0:36.60 [7] (0:11.65)	0:24.95 [9] (0:11.64)	0:13.30 [9] (0:13.30)
Average Speed [km/h]	49.9	58.9	60.1	60.1	61.3	62.7	62.6	61.9	55.3
Top Speed [km/h]	58.8	59.7	61.2	60.9	62.8	63.4	63.7	63.3	59.4
Avg. Dist. to Rail [m]	3.9	3.0	3.4	2.6	2.8	3.8	2.6	2.9	2.2
Avg. Stride Freq. [Hz]	2.3	2.3	2.3	2.3	2.3	2.3	2.4	2.4	2.3
Avg. Stride Length [m]	6.4	7.3	7.4	7.5	7.5	7.6	7.4	7.3	6.9



- [ ] Ranking at each section and finish
- :-:- No data available at this section
- NA No data available

Horse/Jockey Name	Saveur/Angela Jones
Finish Rank	10
Fastest Section Time (Section)	0:11.66 (800-600)
Top Speed [km/h] (Section)	61.9 (800-600)
Race State	Finished



Eagle Farm QLD --Professional-2026-04-08

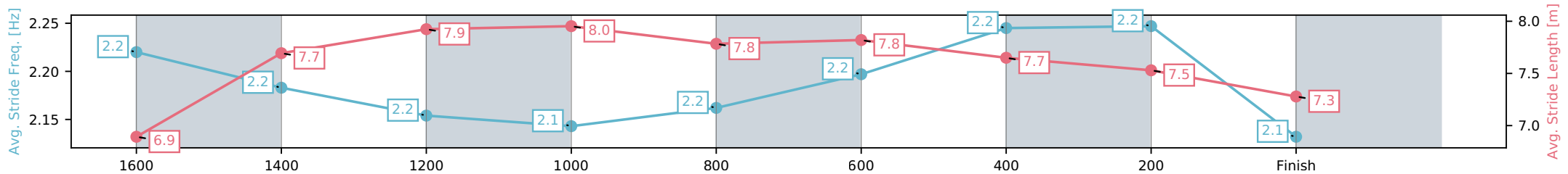
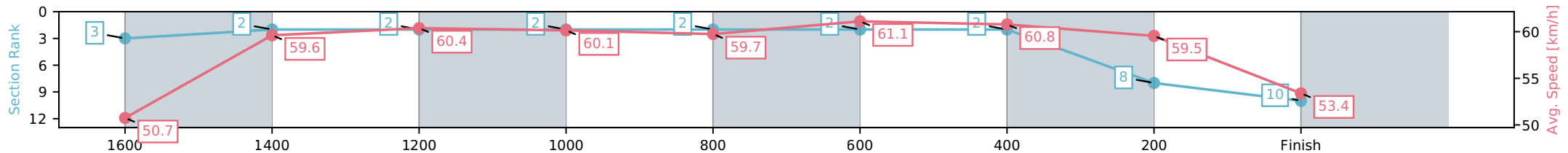
Race 7: DRINKWISE BENCHMARK 65 Handicap - 1800m

08 April 2026 - 4:08PM

Track Rating: Good 4, Weather: Fine, Rail Position: +11m Entire Circuit



Section	L1800	L1600	L1400	L1200	L1000	L800	L600	L400	L200
Section Times	1:51.16 (0:13.96)	1:37.20 [2] (0:12.13)	1:25.07 [2] (0:11.92)	1:13.15 [2] (0:11.96)	1:01.19 [2] (0:12.02)	0:49.18 [2] (0:11.66)	0:37.52 [2] (0:11.68)	0:25.83 [8] (0:12.08)	0:13.75 [10] (0:13.75)
Average Speed [km/h]	50.7	59.6	60.4	60.1	59.7	61.1	60.8	59.5	53.4
Top Speed [km/h]	59.8	60.8	61.6	60.8	60.9	61.9	61.6	61.7	57.3
Avg. Dist. to Rail [m]	4.5	1.3	0.2	0.2	0.6	2.3	2.8	1.7	0.6
Avg. Stride Freq. [Hz]	2.2	2.2	2.2	2.1	2.2	2.2	2.2	2.2	2.1
Avg. Stride Length [m]	6.9	7.7	7.9	8.0	7.8	7.8	7.7	7.5	7.3



- [ ] Ranking at each section and finish
- :-:- No data available at this section
- NA No data available

Horse/Jockey Name	Chillaxing/Damien Thornton
Finish Rank	11
Fastest Section Time (Section)	0:11.68 (600-400)
Top Speed [km/h] (Section)	63.1 (800-600)
Race State	Finished



Eagle Farm QLD --Professional-2026-04-08

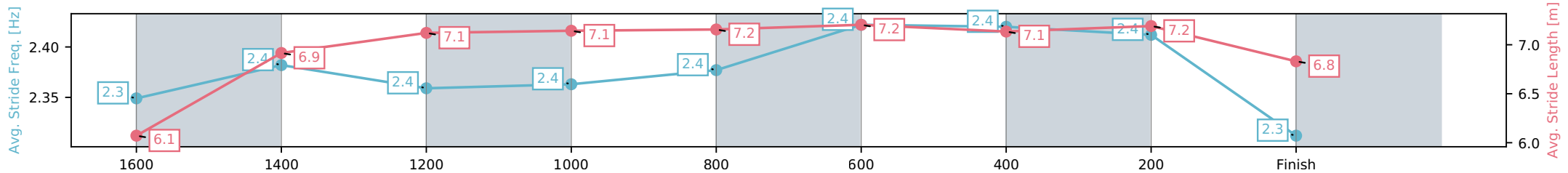
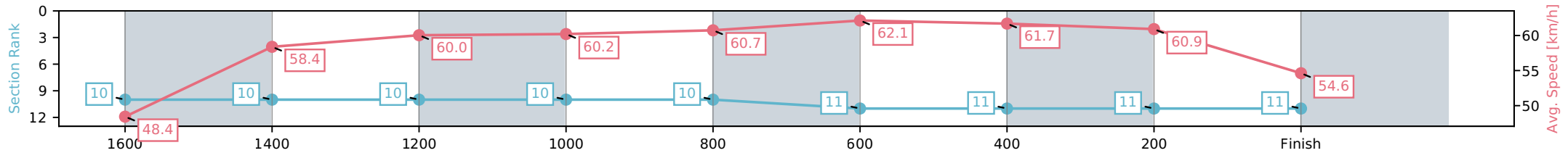
Race 7: DRINKWISE BENCHMARK 65 Handicap - 1800m

08 April 2026 - 4:08PM

Track Rating: Good 4, Weather: Fine, Rail Position: +11m Entire Circuit



Section	L1800	L1600	L1400	L1200	L1000	L800	L600	L400	L200
Section Times	1:51.37 (0:14.73)	1:36.64 [10] (0:12.40)	1:24.24 [10] (0:12.02)	1:12.22 [10] (0:12.01)	1:00.21 [10] (0:12.02)	0:48.19 [11] (0:11.71)	0:36.48 [11] (0:11.68)	0:24.80 [11] (0:11.83)	0:12.97 [11] (0:12.97)
Average Speed [km/h]	48.4	58.4	60.0	60.2	60.7	62.1	61.7	60.9	54.6
Top Speed [km/h]	56.4	59.7	60.9	60.9	62.6	63.1	62.7	62.6	58.7
Avg. Dist. to Rail [m]	5.6	2.0	2.9	3.2	2.9	2.5	0.8	4.3	6.5
Avg. Stride Freq. [Hz]	2.3	2.4	2.4	2.4	2.4	2.4	2.4	2.4	2.3
Avg. Stride Length [m]	6.1	6.9	7.1	7.1	7.2	7.2	7.1	7.2	6.8



- [ ] Ranking at each section and finish
- :-:- No data available at this section
- NA No data available



# Eagle Farm QLD

Race 8: LADBROKES QUICK MULTI BENCHMARK 65 Handicap - 1400m

08 April 2026 - 4:44PM

Track Rating: Good 4, Weather: Fine, Rail Position: +11m Entire Circuit



BRISBANE  
RACING CLUB

Field Times (Race Tempo)      1:23.03 (0:13.45)    1:09.58 (0:10.87)    0:58.72 (0:11.23)    0:47.48 (0:11.25)    0:36.23 (0:11.47)    0:24.76 (0:11.87)    0:12.89 (0:12.89)

Rank	TAB#	Horse	Overall Time	First 400m	Top Speed km/h (Section)	L1400	L1200	L1000	L800	L600	L400	L200	
	(BAR#)	Jockey	Margin (DT-W)	Last 600m	Fastest Section (Time)	Start - 1200	1200 - 1000	1000 - 800	800 - 600	600 - 400	400 - 200	200 - Finish	
1	16	She Moves Too	1:23.03	0:25.32	67.5 (1200-1000)	1:23.03	1:08.73 [8]	0:57.72 [8]	0:46.67 [7]	0:35.47 [6]	0:24.22 [7]	0:12.67 [4]	
	(2)	Andrew Mallyon		0:35.47	1200-1000 (0:11.02)	(0:14.30)	(0:11.02)	(0:11.04)	(0:11.20)	(0:11.25)	(0:11.55)	(0:12.67)	
2	13	Navy Nina	1:23.17	0:24.68	66.7 (1200-1000)	1:23.17	1:09.47 [3]	0:58.49 [4]	0:47.30 [4]	0:36.04 [4]	0:24.69 [3]	0:12.90 [2]	
	(6)	Emily Lang	0.9L (+1)	0:36.04	1200-1000 (0:10.98)	(0:13.70)	(0:10.98)	(0:11.19)	(0:11.26)	(0:11.35)	(0:11.79)	(0:12.90)	
3	4	El Pensador	1:23.24	0:25.92	66.9 (800-600)	1:23.24	1:08.62 [10]	0:57.32 [11]	0:46.25 [11]	0:35.17 [11]	0:24.06 [11]	0:12.59 [7]	
	(12)	Kyle Wilson-Taylor	1.2L (-1)	0:35.17	1000-800 (0:11.07)	(0:14.62)	(0:11.30)	(0:11.07)	(0:11.08)	(0:11.11)	(0:11.47)	(0:12.59)	
4	14	Some Style	1:23.29	0:24.31	67.4 (1200-1000)	1:23.29	1:09.84 [1]	0:58.98 [1]	0:47.74 [1]	0:36.49 [1]	0:25.02 [1]	0:13.15 [1]	
	(5)	Angela Jones	1.5L (+8)	0:36.49	1200-1000 (0:10.87)	(0:13.44)	(0:10.87)	(0:11.23)	(0:11.25)	(0:11.47)	(0:11.87)	(0:13.15)	
5	18	Canara	1:23.29	0:25.73	67.0 (1000-800)	1:23.29	1:08.67 [11]	0:57.56 [10]	0:46.62 [9]	0:35.47 [9]	0:24.17 [10]	0:12.63 [8]	
	(10)	Ben Thompson	1.5L (+0)	0:35.47	1000-800 (0:10.94)	(0:14.62)	(0:11.11)	(0:10.94)	(0:11.15)	(0:11.30)	(0:11.54)	(0:12.63)	
6	10	Fasvara	1:23.46	0:25.26	66.1 (800-600)	1:23.46	1:09.37 [7]	0:58.21 [7]	0:47.07 [8]	0:35.85 [8]	0:24.67 [6]	0:13.01 [5]	
	(4)	Sean Cormack	2.6L (-2)	0:35.85	1000-800 (0:11.14)	(0:14.09)	(0:11.17)	(0:11.14)	(0:11.21)	(0:11.18)	(0:11.66)	(0:13.01)	
7	5	Disselation	1:23.51	0:24.68	67.0 (1200-1000)	1:23.51	1:09.75 [4]	0:58.83 [3]	0:47.68 [3]	0:36.40 [3]	0:25.04 [2]	0:13.17 [3]	
	(3)	Boris Thornton	2.9L (-3)	0:36.40	1200-1000 (0:10.92)	(0:13.76)	(0:10.92)	(0:11.15)	(0:11.29)	(0:11.36)	(0:11.87)	(0:13.17)	
8	17	Simply Fun	1:23.70	0:25.64	67.3 (800-600)	1:23.70	1:09.26 [9]	0:58.06 [9]	0:46.93 [10]	0:35.84 [10]	0:24.59 [9]	0:12.98 [9]	
	(11)	Georgina Cartwright	4.0L (+0)	0:35.83	800-600 (0:11.09)	(0:14.44)	(0:11.20)	(0:11.13)	(0:11.09)	(0:11.25)	(0:11.60)	(0:12.98)	
9	2	Seneschal	1:23.83	0:25.06	67.2 (1200-1000)	1:23.83	1:09.75 [6]	0:58.77 [6]	0:47.54 [5]	0:36.40 [5]	0:25.11 [5]	0:13.28 [6]	
	(1)	Bailey Wheeler	4.7L (+16)	0:36.40	1200-1000 (0:10.98)	(0:14.08)	(0:10.98)	(0:11.23)	(0:11.14)	(0:11.29)	(0:11.83)	(0:13.28)	
10	15	Meadowbrook	1:23.97	0:25.01	65.9 (1000-800)	1:23.97	1:10.03 [5]	0:58.96 [5]	0:47.68 [6]	0:36.38 [7]	0:24.98 [8]	0:12.94 [11]	
	(7)	Daniel Moor	5.6L (+3)	0:36.38	1200-1000 (0:11.07)	(0:13.94)	(0:11.07)	(0:11.29)	(0:11.30)	(0:11.40)	(0:12.04)	(0:12.94)	

Scratched: Victory Command (#1), Prime Asset (#3), Subterrain (#6), Savaii (#7), Kokatahi (#8), Maragical (#11), Highgrove Rose (#12), Duomo (#19), Lady Zaydi (#20)

Report Created: Wed 08 April 2026

(Note: Races are conducted over an approximate distance as close as possible to the advertised distance, and recorded data may vary accordingly. Official times refer to race times only and do not include handicap times.)

[ ] Position in running at each section and finish    TAB#    Saddle cloth number

-:--:-- No data available at this section

NA No data available

DNT Did not track

BAR# Barrier/Gate Position

DNF Did not finish

DT-W Distance travelled compared to winner in metres

Fastest split

Fastest section



# Eagle Farm QLD

Race 8: LADBROKES QUICK MULTI BENCHMARK 65 Handicap - 1400m

08 April 2026 - 4:44PM

Track Rating: Good 4, Weather: Fine, Rail Position: +11m Entire Circuit



BRISBANE  
RACING CLUB

Field Times  
(Race Tempo)      1:23.03    1:09.58    0:58.72    0:47.48    0:36.23    0:24.76    0:12.89  
(0:13.45)    (0:10.87)    (0:11.23)    (0:11.25)    (0:11.47)    (0:11.87)    (0:12.89)

Rank	TAB#	Horse	Overall Time	First 400m	Top Speed km/h (Section)	L1400	L1200	L1000	L800	L600	L400	L200	
	(BAR#)	Jockey	Margin (DT-W)	Last 600m	Fastest Section (Time)	Start - 1200	1200 - 1000	1000 - 800	800 - 600	600 - 400	400 - 200	200 - Finish	
11	9	Betterlucknexttime	1:25.59	0:24.50	66.4 (1200-1000)	1:25.59	1:12.06 [2]	1:01.08 [2]	0:50.01 [2]	0:38.63 [2]	0:26.98 [4]	0:14.61 [10]	
	(8)	Corey Sutherland	15.1L (-1)	0:38.62	1200-1000 (0:10.97)	(0:13.53)	(0:10.97)	(0:11.07)	(0:11.38)	(0:11.64)	(0:12.37)	(0:14.61)	

Scratched: Victory Command (#1), Prime Asset (#3), Subterrain (#6), Savaii (#7), Kokatahi (#8), Maragical (#11), Highgrove Rose (#12), Duomo (#19), Lady Zaydi (#20)

Report Created: Wed 08 April 2026

(Note: Races are conducted over an approximate distance as close as possible to the advertised distance, and recorded data may vary accordingly. Official times refer to race times only and do not include handicap times.)

[ ] Position in running at each section and finish    TAB#    Saddle cloth number

-:--:-- No data available at this section

NA No data available

DNT Did not track

BAR# Barrier/Gate Position

DNF Did not finish

DT-W Distance travelled compared to winner in metres

Fastest split

Fastest section

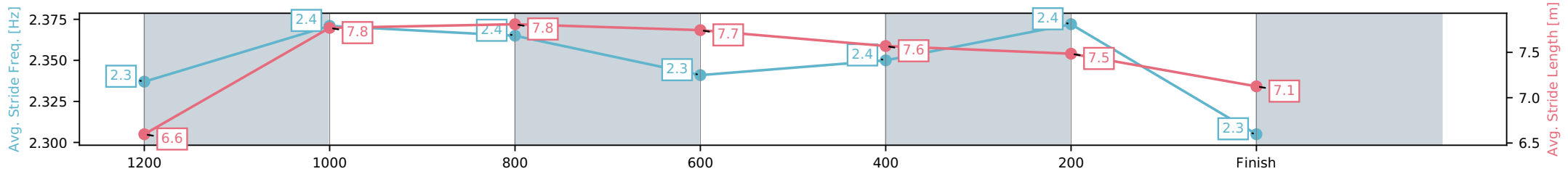
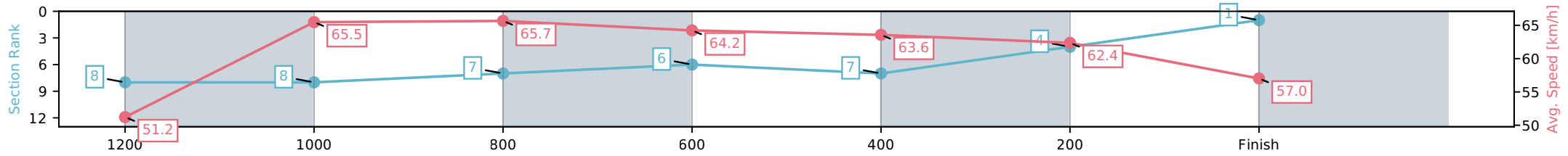
Horse/Jockey Name	She Moves Too/Andrew Mallyon
Finish Rank	1
Fastest Section Time (Section)	0:11.02 (1200-1000)
Top Speed [km/h] (Section)	67.5 (1200-1000)
Race State	Finished



Eagle Farm QLD --Professional-2026-04-08  
 Race 8: LADBROKES QUICK MULTI BENCHMARK 65  
 Handicap - 1400m  
 08 April 2026 - 4:44PM  
 Track Rating: Good 4, Weather: Fine, Rail Position: +11m Entire Circuit



Section	L1400	L1200	L1000	L800	L600	L400	L200
Section Times	1:23.03 (0:14.30)	1:08.73 [8] (0:11.02)	0:57.72 [7] (0:11.04)	0:46.67 [6] (0:11.20)	0:35.47 [7] (0:11.25)	0:24.22 [4] (0:11.55)	0:12.67 [1] (0:12.67)
Average Speed [km/h]	51.2	65.5	65.7	64.2	63.6	62.4	57.0
Top Speed [km/h]	64.4	67.5	66.4	65.5	65.0	65.5	60.6
Avg. Dist. to Rail [m]	1.2	1.8	1.5	0.5	1.2	0.7	2.1
Avg. Stride Freq. [Hz]	2.3	2.4	2.4	2.3	2.4	2.4	2.3
Avg. Stride Length [m]	6.6	7.8	7.8	7.7	7.6	7.5	7.1



[ ] Ranking at each section and finish  
 -:-:- No data available at this section  
 NA No data available

Horse/Jockey Name	Navy Nina/Emily Lang
Finish Rank	2
Fastest Section Time (Section)	0:10.98 (1200-1000)
Top Speed [km/h] (Section)	66.7 (1200-1000)
Race State	Finished



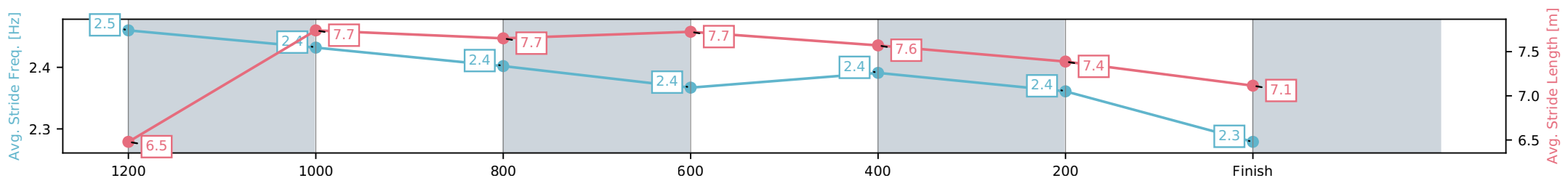
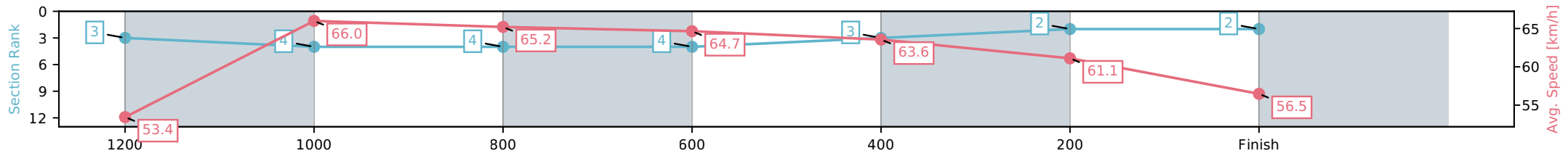
Eagle Farm QLD --Professional-2026-04-08  
 Race 8: LADBROKES QUICK MULTI BENCHMARK 65  
 Handicap - 1400m



08 April 2026 - 4:44PM

Track Rating: Good 4, Weather: Fine, Rail Position: +11m Entire Circuit

Section	L1400	L1200	L1000	L800	L600	L400	L200
Section Times	1:23.17 (0:13.70)	1:09.47 [4] (0:10.98)	0:58.49 [4] (0:11.19)	0:47.30 [4] (0:11.26)	0:36.04 [3] (0:11.35)	0:24.69 [2] (0:11.79)	0:12.90 [2] (0:12.90)
Average Speed [km/h]	53.4	66.0	65.2	64.7	63.6	61.1	56.5
Top Speed [km/h]	66.1	66.7	65.9	65.9	65.0	62.7	59.0
Avg. Dist. to Rail [m]	4.7	3.0	3.1	2.3	0.5	3.0	4.9
Avg. Stride Freq. [Hz]	2.5	2.4	2.4	2.4	2.4	2.4	2.3
Avg. Stride Length [m]	6.5	7.7	7.7	7.7	7.6	7.4	7.1



[ ] Ranking at each section and finish  
 -:-:- No data available at this section  
 NA No data available

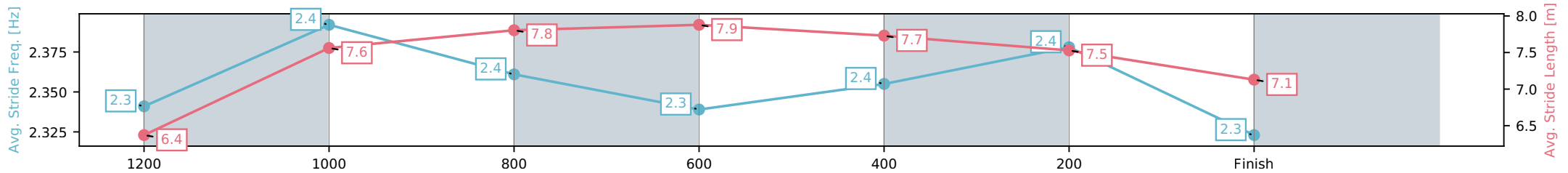
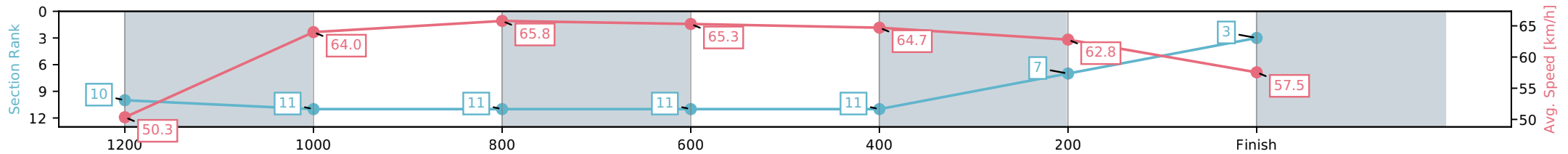
Horse/Jockey Name	El Pensador/Kyle Wilson-Taylor
Finish Rank	3
Fastest Section Time (Section)	0:11.07 (1000-800)
Top Speed [km/h] (Section)	66.9 (800-600)
Race State	Finished



Eagle Farm QLD --Professional-2026-04-08  
 Race 8: LADBROKES QUICK MULTI BENCHMARK 65  
 Handicap - 1400m  
 08 April 2026 - 4:44PM  
 Track Rating: Good 4, Weather: Fine, Rail Position: +11m Entire Circuit



Section	L1400	L1200	L1000	L800	L600	L400	L200
Section Times	1:23.24 (0:14.62)	1:08.62 [11] (0:11.30)	0:57.32 [11] (0:11.07)	0:46.25 [11] (0:11.08)	0:35.17 [11] (0:11.11)	0:24.06 [7] (0:11.47)	0:12.59 [3] (0:12.59)
Average Speed [km/h]	50.3	64.0	65.8	65.3	64.7	62.8	57.5
Top Speed [km/h]	63.7	64.8	66.4	66.9	65.8	65.8	60.9
Avg. Dist. to Rail [m]	6.3	3.5	2.3	1.4	0.5	1.0	1.0
Avg. Stride Freq. [Hz]	2.3	2.4	2.4	2.3	2.4	2.4	2.3
Avg. Stride Length [m]	6.4	7.6	7.8	7.9	7.7	7.5	7.1



- [ ] Ranking at each section and finish
- :-:- No data available at this section
- NA No data available

Horse/Jockey Name	Some Style/Angela Jones
Finish Rank	4
Fastest Section Time (Section)	0:10.87 (1200-1000)
Top Speed [km/h] (Section)	67.4 (1200-1000)
Race State	Finished



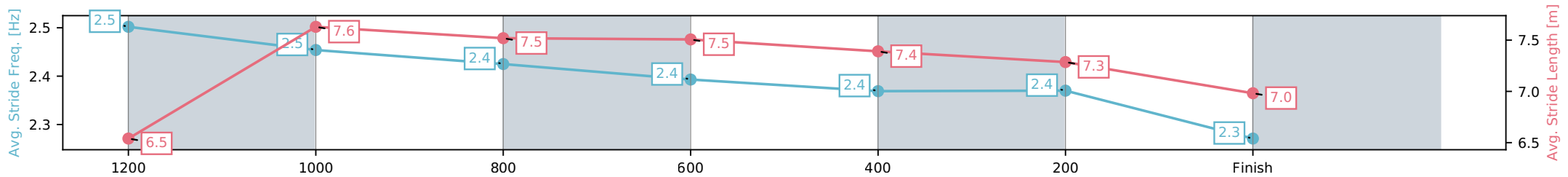
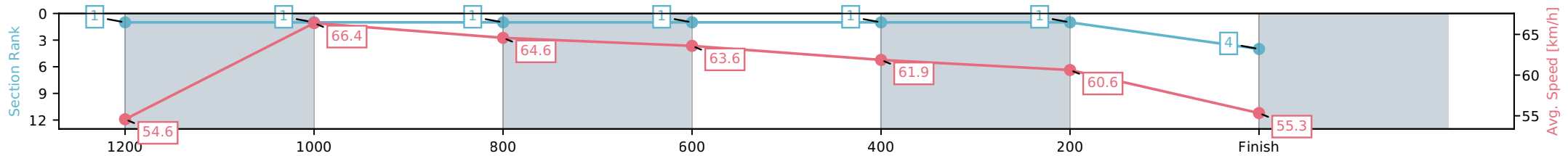
Eagle Farm QLD --Professional-2026-04-08  
 Race 8: LADBROKES QUICK MULTI BENCHMARK 65  
 Handicap - 1400m



08 April 2026 - 4:44PM

Track Rating: Good 4, Weather: Fine, Rail Position: +11m Entire Circuit

Section	L1400	L1200	L1000	L800	L600	L400	L200
Section Times	1:23.29 (0:13.44)	1:09.84 [1] (0:10.87)	0:58.98 [1] (0:11.23)	0:47.74 [1] (0:11.25)	0:36.49 [1] (0:11.47)	0:25.02 [1] (0:11.87)	0:13.15 [4] (0:13.15)
Average Speed [km/h]	54.6	66.4	64.6	63.6	61.9	60.6	55.3
Top Speed [km/h]	65.9	67.4	65.5	64.3	63.0	62.0	58.7
Avg. Dist. to Rail [m]	3.6	1.9	1.6	1.4	2.9	1.6	1.1
Avg. Stride Freq. [Hz]	2.5	2.5	2.4	2.4	2.4	2.4	2.3
Avg. Stride Length [m]	6.5	7.6	7.5	7.5	7.4	7.3	7.0



- [ ] Ranking at each section and finish
- :-:- No data available at this section
- NA No data available

Horse/Jockey Name	Canara/Ben Thompson
Finish Rank	5
Fastest Section Time (Section)	0:10.94 (1000-800)
Top Speed [km/h] (Section)	67.0 (1000-800)
Race State	Finished



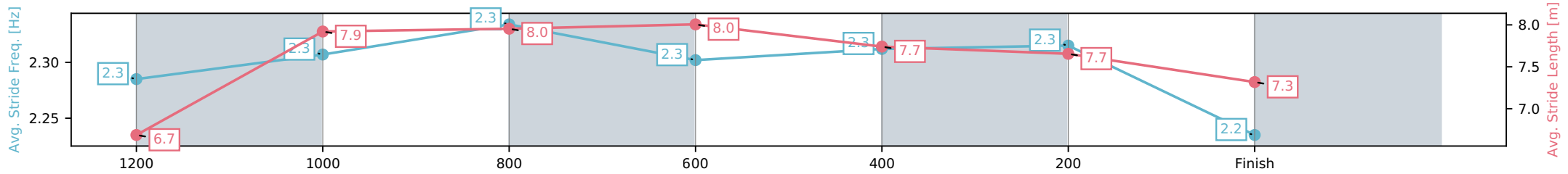
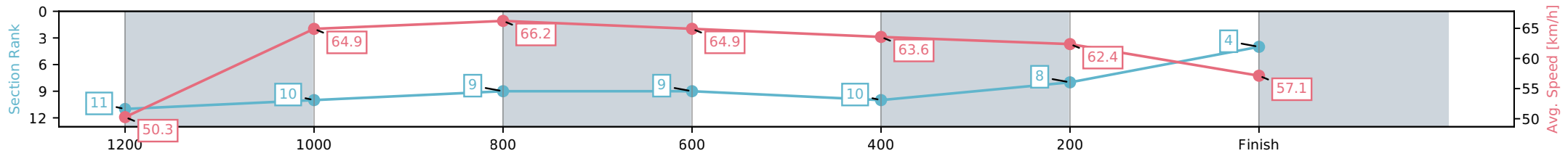
Eagle Farm QLD --Professional-2026-04-08  
 Race 8: LADBROKES QUICK MULTI BENCHMARK 65  
 Handicap - 1400m



08 April 2026 - 4:44PM

Track Rating: Good 4, Weather: Fine, Rail Position: +11m Entire Circuit

Section	L1400	L1200	L1000	L800	L600	L400	L200
Section Times	1:23.29 (0:14.62)	1:08.67 [10] (0:11.11)	0:57.56 [9] (0:10.94)	0:46.62 [9] (0:11.15)	0:35.47 [10] (0:11.30)	0:24.17 [8] (0:11.54)	0:12.63 [4] (0:12.63)
Average Speed [km/h]	50.3	64.9	66.2	64.9	63.6	62.4	57.1
Top Speed [km/h]	64.5	65.3	67.0	66.3	64.0	64.2	60.4
Avg. Dist. to Rail [m]	4.2	2.1	1.6	1.2	0.6	0.6	0.5
Avg. Stride Freq. [Hz]	2.3	2.3	2.3	2.3	2.3	2.3	2.2
Avg. Stride Length [m]	6.7	7.9	8.0	8.0	7.7	7.7	7.3



[ ] Ranking at each section and finish  
 -:-:- No data available at this section  
 NA No data available

Horse/Jockey Name	Fasvara/Sean Cormack
Finish Rank	6
Fastest Section Time (Section)	0:11.14 (1000-800)
Top Speed [km/h] (Section)	66.1 (800-600)
Race State	Finished



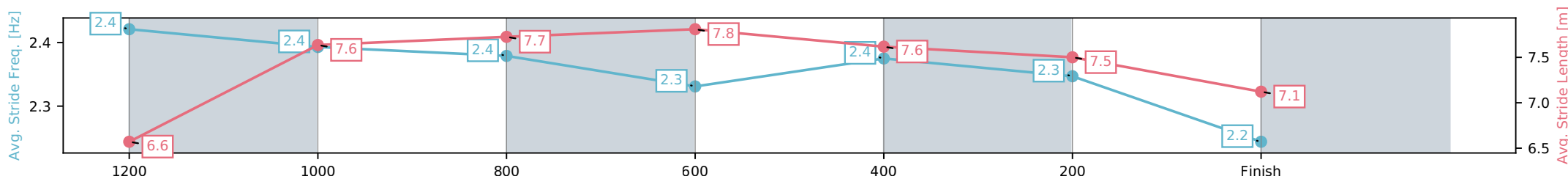
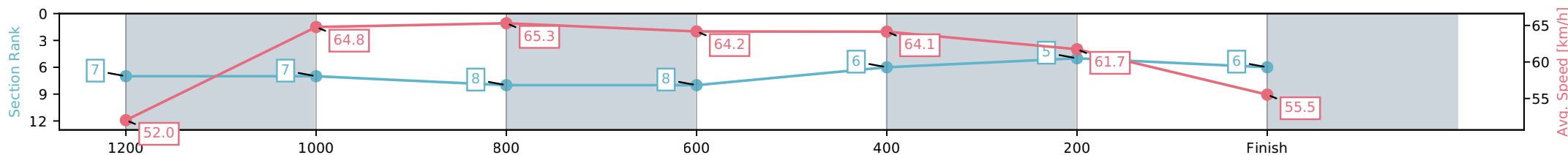
Eagle Farm QLD --Professional-2026-04-08  
 Race 8: LADBROKES QUICK MULTI BENCHMARK 65  
 Handicap - 1400m



08 April 2026 - 4:44PM

Track Rating: Good 4, Weather: Fine, Rail Position: +11m Entire Circuit

Section	L1400	L1200	L1000	L800	L600	L400	L200
Section Times	1:23.46 (0:14.09)	1:09.37 [7] (0:11.17)	0:58.21 [8] (0:11.14)	0:47.07 [8] (0:11.21)	0:35.85 [6] (0:11.18)	0:24.67 [5] (0:11.66)	0:13.01 [6] (0:13.01)
Average Speed [km/h]	52.0	64.8	65.3	64.2	64.1	61.7	55.5
Top Speed [km/h]	63.6	65.1	65.9	66.1	65.1	64.2	59.1
Avg. Dist. to Rail [m]	2.9	3.1	2.2	0.7	0.9	3.9	5.2
Avg. Stride Freq. [Hz]	2.4	2.4	2.4	2.3	2.4	2.3	2.2
Avg. Stride Length [m]	6.6	7.6	7.7	7.8	7.6	7.5	7.1



- [ ] Ranking at each section and finish
- :-:- No data available at this section
- NA No data available

Horse/Jockey Name	Disselation/Boris Thornton
Finish Rank	7
Fastest Section Time (Section)	0:10.92 (1200-1000)
Top Speed [km/h] (Section)	67.0 (1200-1000)
Race State	Finished



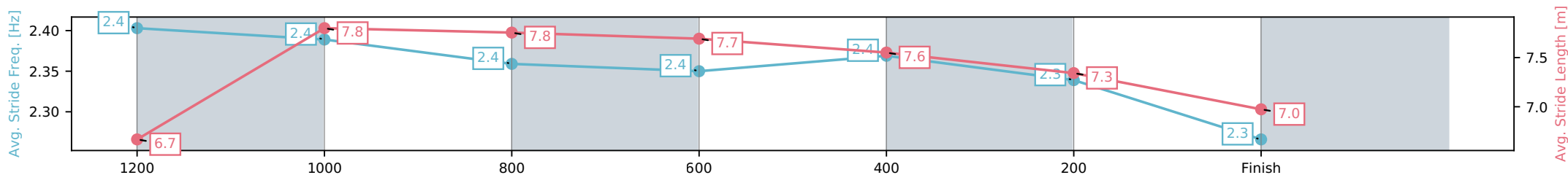
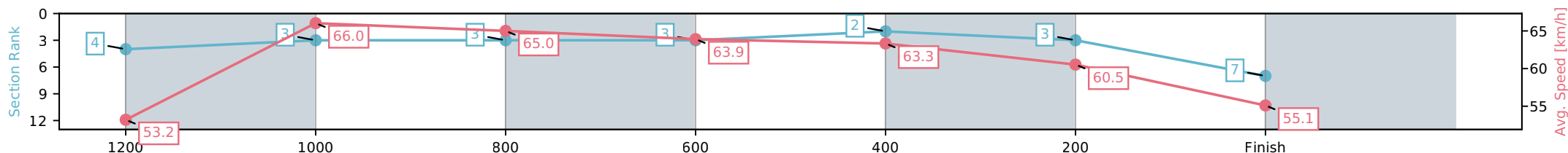
Eagle Farm QLD --Professional-2026-04-08  
 Race 8: LADBROKES QUICK MULTI BENCHMARK 65  
 Handicap - 1400m



08 April 2026 - 4:44PM

Track Rating: Good 4, Weather: Fine, Rail Position: +11m Entire Circuit

Section	L1400	L1200	L1000	L800	L600	L400	L200
Section Times	1:23.51 (0:13.76)	1:09.75 [3] (0:10.92)	0:58.83 [3] (0:11.15)	0:47.68 [3] (0:11.29)	0:36.40 [2] (0:11.36)	0:25.04 [3] (0:11.87)	0:13.17 [7] (0:13.17)
Average Speed [km/h]	53.2	66.0	65.0	63.9	63.3	60.5	55.1
Top Speed [km/h]	65.7	67.0	65.5	64.8	64.5	62.3	57.7
Avg. Dist. to Rail [m]	2.2	1.9	1.2	0.5	0.4	1.6	4.4
Avg. Stride Freq. [Hz]	2.4	2.4	2.4	2.4	2.4	2.3	2.3
Avg. Stride Length [m]	6.7	7.8	7.8	7.7	7.6	7.3	7.0



[ ] Ranking at each section and finish  
 -:-:- No data available at this section  
 NA No data available

Horse/Jockey Name	Simply Fun/Georgina Cartwright
Finish Rank	8
Fastest Section Time (Section)	0:11.09 (800-600)
Top Speed [km/h] (Section)	67.3 (800-600)
Race State	Finished



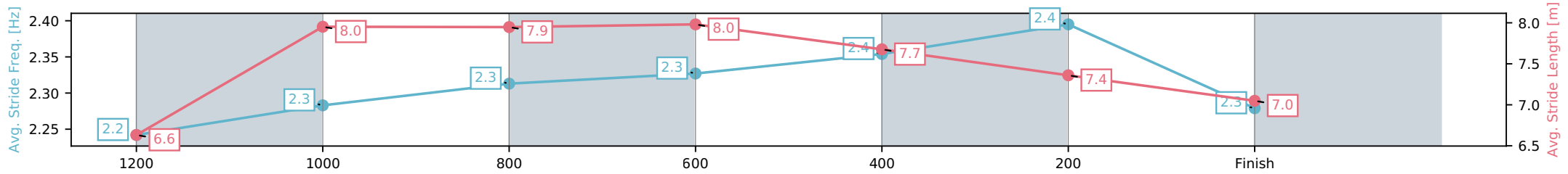
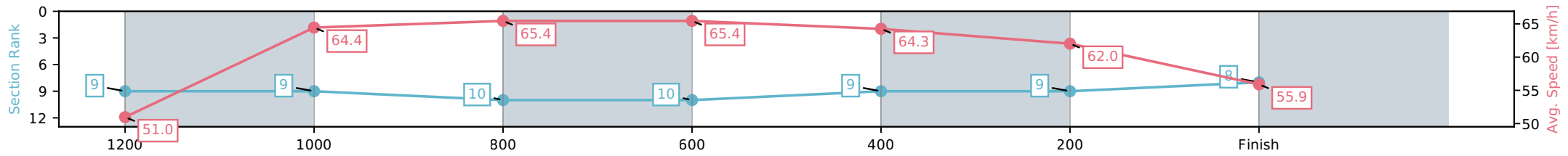
Eagle Farm QLD --Professional-2026-04-08  
 Race 8: LADBROKES QUICK MULTI BENCHMARK 65  
 Handicap - 1400m



08 April 2026 - 4:44PM

Track Rating: Good 4, Weather: Fine, Rail Position: +11m Entire Circuit

Section	L1400	L1200	L1000	L800	L600	L400	L200
Section Times	1:23.70 (0:14.44)	1:09.26 [9] (0:11.20)	0:58.06 [10] (0:11.13)	0:46.93 [10] (0:11.09)	0:35.84 [9] (0:11.25)	0:24.59 [9] (0:11.60)	0:12.98 [8] (0:12.98)
Average Speed [km/h]	51.0	64.4	65.4	65.4	64.3	62.0	55.9
Top Speed [km/h]	63.2	64.8	66.6	67.3	64.6	64.2	59.7
Avg. Dist. to Rail [m]	5.9	2.5	2.5	1.8	1.1	6.3	6.1
Avg. Stride Freq. [Hz]	2.2	2.3	2.3	2.3	2.4	2.4	2.3
Avg. Stride Length [m]	6.6	8.0	7.9	8.0	7.7	7.4	7.0



[ ] Ranking at each section and finish  
 -:-:- No data available at this section  
 NA No data available

Horse/Jockey Name	Seneschal/Bailey Wheeler
Finish Rank	9
Fastest Section Time (Section)	0:10.98 (1200-1000)
Top Speed [km/h] (Section)	67.2 (1200-1000)
Race State	Finished



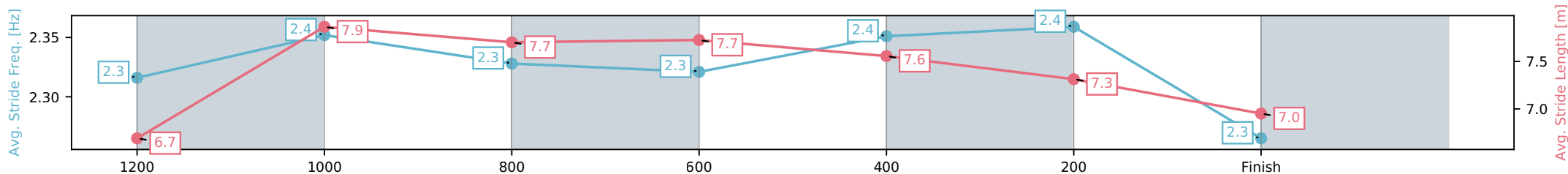
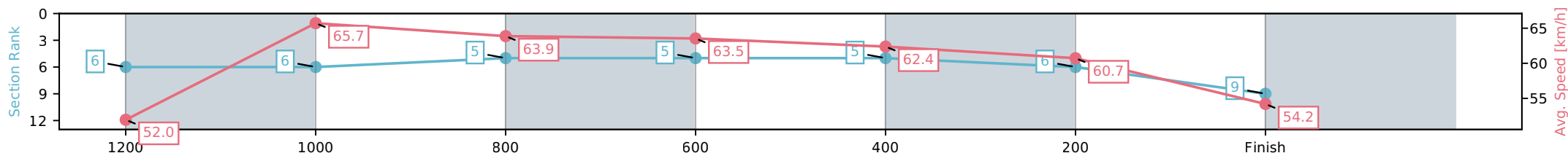
Eagle Farm QLD --Professional-2026-04-08  
 Race 8: LADBROKES QUICK MULTI BENCHMARK 65  
 Handicap - 1400m



08 April 2026 - 4:44PM

Track Rating: Good 4, Weather: Fine, Rail Position: +11m Entire Circuit

Section	L1400	L1200	L1000	L800	L600	L400	L200
Section Times	1:23.83 (0:14.08)	1:09.75 [6] (0:10.98)	0:58.77 [5] (0:11.23)	0:47.54 [5] (0:11.14)	0:36.40 [5] (0:11.29)	0:25.11 [6] (0:11.83)	0:13.28 [9] (0:13.28)
Average Speed [km/h]	52.0	65.7	63.9	63.5	62.4	60.7	54.2
Top Speed [km/h]	64.6	67.2	65.6	64.4	64.2	62.0	58.6
Avg. Dist. to Rail [m]	0.8	0.6	0.8	3.9	4.5	1.6	3.6
Avg. Stride Freq. [Hz]	2.3	2.4	2.3	2.3	2.4	2.4	2.3
Avg. Stride Length [m]	6.7	7.9	7.7	7.7	7.6	7.3	7.0



- [ ] Ranking at each section and finish
- :-:- No data available at this section
- NA No data available

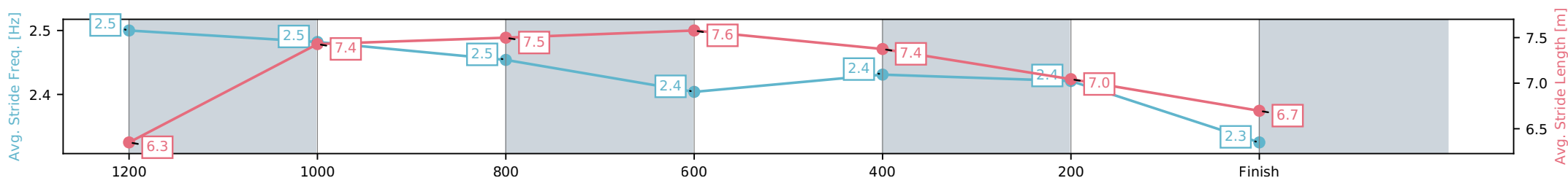
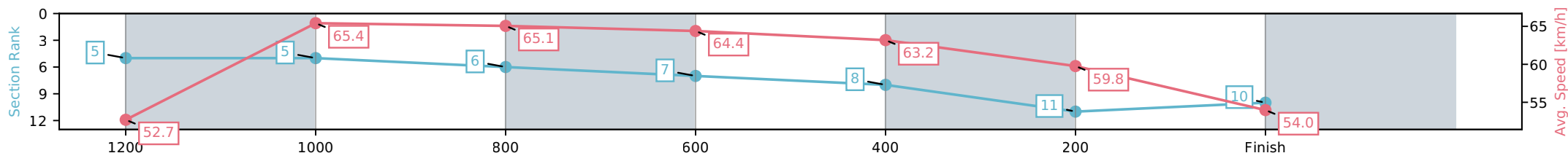
Horse/Jockey Name	Meadowbrook/Daniel Moor
Finish Rank	10
Fastest Section Time (Section)	0:11.07 (1200-1000)
Top Speed [km/h] (Section)	65.9 (1000-800)
Race State	Finished



Eagle Farm QLD --Professional-2026-04-08  
 Race 8: LADBROKES QUICK MULTI BENCHMARK 65  
 Handicap - 1400m  
 08 April 2026 - 4:44PM  
 Track Rating: Good 4, Weather: Fine, Rail Position: +11m Entire Circuit



Section	L1400	L1200	L1000	L800	L600	L400	L200
Section Times	1:23.97 (0:13.94)	1:10.03 [5] (0:11.07)	0:58.96 [6] (0:11.29)	0:47.68 [7] (0:11.30)	0:36.38 [8] (0:11.40)	0:24.98 [11] (0:12.04)	0:12.94 [10] (0:12.94)
Average Speed [km/h]	52.7	65.4	65.1	64.4	63.2	59.8	54.0
Top Speed [km/h]	64.9	65.6	65.9	65.5	64.6	61.4	57.4
Avg. Dist. to Rail [m]	4.8	4.0	4.1	2.6	0.7	2.1	4.9
Avg. Stride Freq. [Hz]	2.5	2.5	2.5	2.4	2.4	2.4	2.3
Avg. Stride Length [m]	6.3	7.4	7.5	7.6	7.4	7.0	6.7



- [ ] Ranking at each section and finish
- :-:- No data available at this section
- NA No data available

Horse/Jockey Name	Betterlucknexttime/Corey Sutherland
Finish Rank	11
Fastest Section Time (Section)	0:10.97 (1200-1000)
Top Speed [km/h] (Section)	66.4 (1200-1000)
Race State	Finished



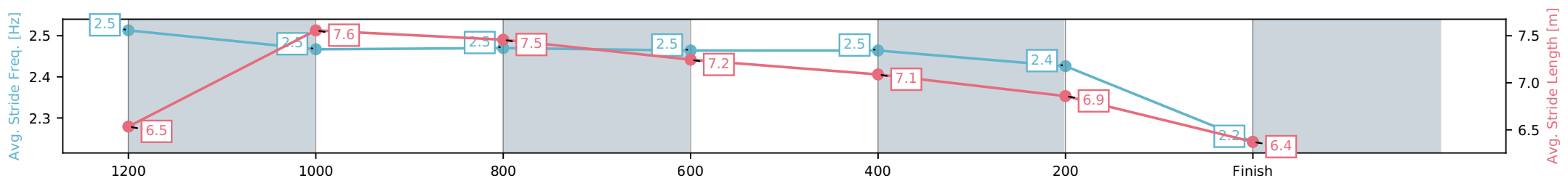
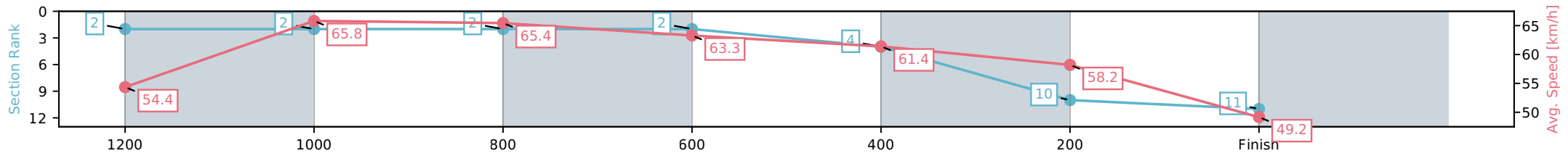
Eagle Farm QLD --Professional-2026-04-08  
 Race 8: LADBROKES QUICK MULTI BENCHMARK 65  
 Handicap - 1400m



08 April 2026 - 4:44PM

Track Rating: Good 4, Weather: Fine, Rail Position: +11m Entire Circuit

Section	L1400	L1200	L1000	L800	L600	L400	L200
Section Times	1:25.59 (0:13.53)	1:12.06 [2] (0:10.97)	1:01.08 [2] (0:11.07)	0:50.01 [2] (0:11.38)	0:38.63 [4] (0:11.64)	0:26.98 [10] (0:12.37)	0:14.61 [11] (0:14.61)
Average Speed [km/h]	54.4	65.8	65.4	63.3	61.4	58.2	49.2
Top Speed [km/h]	66.3	66.4	66.0	64.1	62.8	60.8	54.7
Avg. Dist. to Rail [m]	4.9	2.1	1.5	0.7	1.3	0.6	1.1
Avg. Stride Freq. [Hz]	2.5	2.5	2.5	2.5	2.5	2.4	2.2
Avg. Stride Length [m]	6.5	7.6	7.5	7.2	7.1	6.9	6.4



[ ] Ranking at each section and finish  
 -:-:- No data available at this section  
 NA No data available