



Ladbrokes Cannon Park QLD -
 Race 1: HOLMES COMMERCIAL REAL ESTATE QTIS Three-Year-Old Handicap - 950m
 09 April 2026 - 12:57PM



Track Rating: Soft 7, Weather: Fine, Rail Position: True Entire Circuit

Field Times (Race Tempo) 0:55.52 (0:10.10) 0:45.42 (0:10.53) 0:34.89 (0:11.04) 0:23.85 (0:11.71) 0:12.14 (0:12.14)

Rank	TAB#	Horse	Overall Time	First 400m	Top Speed km/h (Section)	L950	L800	L600	L400	L200			
	(BAR#)	Jockey	Margin (DT-W)	Last 600m	Fastest Section (Time)	Start - 800	800 - 600	600 - 400	400 - 200	200 - Finish			
1	1	Nottingham Prince	0:55.52	0:23.69	68.8 (800-600)	0:55.52	0:45.18 [2]	0:34.52 [2]	0:23.62 [2]	0:12.01 [2]			
	(4)	Aidan Holt		0:34.53	800-600 (0:10.65)	(0:10.34)	(0:10.65)	(0:10.90)	(0:11.62)	(0:12.01)			
2	4	Insta Worthy	0:55.58	0:23.79	68.2 (800-600)	0:55.58	0:45.11 [3]	0:34.47 [3]	0:23.47 [3]	0:12.01 [3]			
	(1)	Lacey Morrison	0.4L (+3)	0:34.47	800-600 (0:10.64)	(0:10.47)	(0:10.64)	(0:11.00)	(0:11.46)	(0:12.01)			
3	3	Haphazard	0:55.85	0:23.29	69.1 (800-600)	0:55.85	0:45.75 [1]	0:35.22 [1]	0:24.18 [1]	0:12.47 [1]			
	(3)	Nathan Thomas	1.9L (+3)	0:35.22	800-600 (0:10.53)	(0:10.10)	(0:10.53)	(0:11.04)	(0:11.71)	(0:12.47)			
4	6	Raff Vader	0:55.90	0:23.86	69.0 (600-400)	0:55.90	0:45.35 [4]	0:34.73 [4]	0:23.67 [4]	0:11.91 [4]			
	(2)	Sean Cormack	2.2L (+4)	0:34.73	800-600 (0:10.61)	(0:10.55)	(0:10.61)	(0:11.06)	(0:11.76)	(0:11.91)			

Scratched: Nordic Invader (#2), Vegameister (#5)

Report Created: Thu 09 April 2026

(Note: Races are conducted over an approximate distance as close as possible to the advertised distance, and recorded data may vary accordingly. Official times refer to race times only and do not include handicap times.)

[] Position in running at each section and finish TAB# Saddle cloth number
 -:-:- No data available at this section BAR# Barrier/Gate Position
 NA No data available DNF Did not finish
 DNT Did not track DT-W Distance travelled compared to winner in metres

Fastest split
 Fastest section

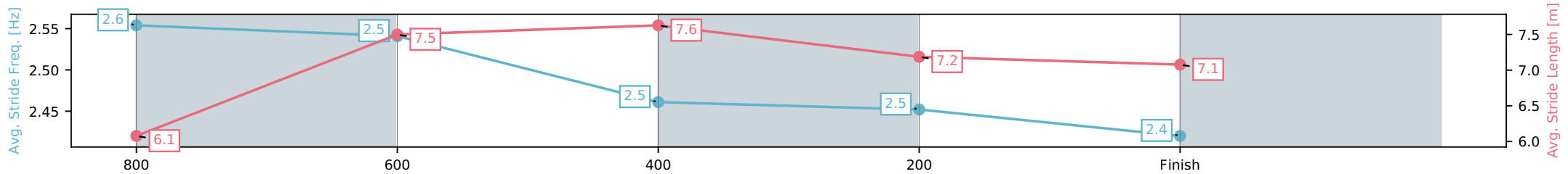
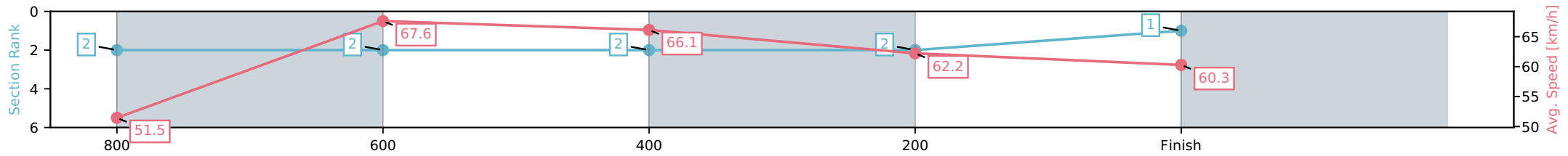
Horse/Jockey Name	Nottingham Prince/Aidan Holt
Finish Rank	1
Fastest Section Time (Section)	0:10.65 (800-600)
Top Speed [km/h] (Section)	68.8 (800-600)
Race State	Finished



Ladbrokes Cannon Park QLD
 Race 1: HOLMES COMMERCIAL REAL ESTATE QTIS Three-Year-Old Handicap - 950m
 09 April 2026 - 12:57PM
 Track Rating: Soft 7, Weather: Fine, Rail Position: True Entire Circuit



Section	L950	L800	L600	L400	L200
Section Times	0:55.52 (0:10.34)	0:45.18 [2] (0:10.65)	0:34.52 [2] (0:10.90)	0:23.62 [2] (0:11.62)	0:12.01 [1] (0:12.01)
Average Speed [km/h]	51.5	67.6	66.1	62.2	60.3
Top Speed [km/h]	68.2	68.8	68.1	63.7	62.1
Avg. Dist. to Rail [m]	4.8	1.7	0.5	4.0	6.8
Avg. Stride Freq. [Hz]	2.6	2.5	2.5	2.5	2.4
Avg. Stride Length [m]	6.1	7.5	7.6	7.2	7.1



[] Ranking at each section and finish
 -:-:- No data available at this section
 NA No data available

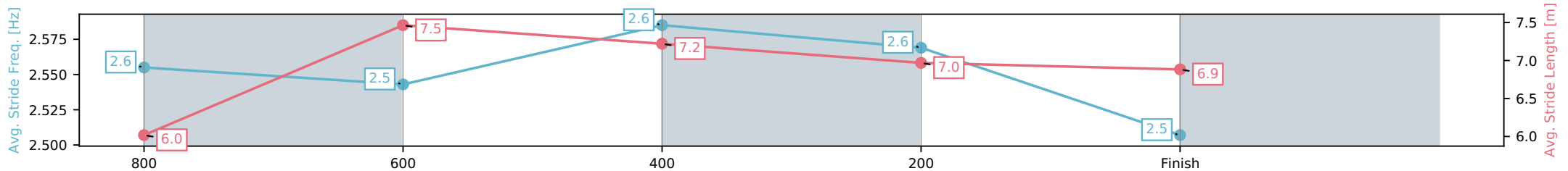
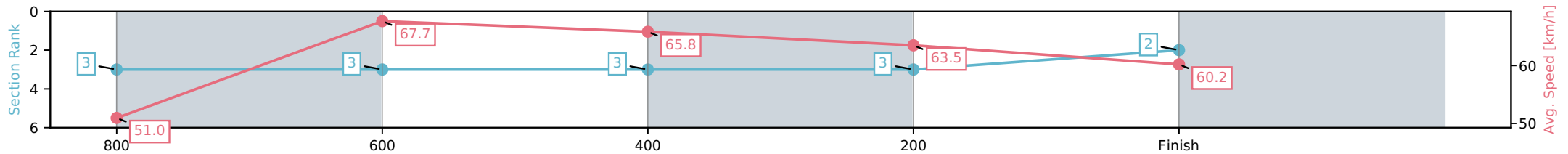
Horse/Jockey Name	Insta Worthy/Lacey Morrison
Finish Rank	2
Fastest Section Time (Section)	0:10.64 (800-600)
Top Speed [km/h] (Section)	68.2 (800-600)
Race State	Finished



Ladbrokes Cannon Park QLD
 Race 1: HOLMES COMMERCIAL REAL ESTATE QTIS Three-Year-Old Handicap - 950m
 09 April 2026 - 12:57PM
 Track Rating: Soft 7, Weather: Fine, Rail Position: True Entire Circuit



Section	L950	L800	L600	L400	L200
Section Times	0:55.58 (0:10.47)	0:45.11 [3] (0:10.64)	0:34.47 [3] (0:11.00)	0:23.47 [3] (0:11.46)	0:12.01 [2] (0:12.01)
Average Speed [km/h]	51.0	67.7	65.8	63.5	60.2
Top Speed [km/h]	65.8	68.2	67.8	64.4	63.5
Avg. Dist. to Rail [m]	3.1	1.2	1.1	3.5	3.4
Avg. Stride Freq. [Hz]	2.6	2.5	2.6	2.6	2.5
Avg. Stride Length [m]	6.0	7.5	7.2	7.0	6.9



- [] Ranking at each section and finish
- :-:- No data available at this section
- NA No data available

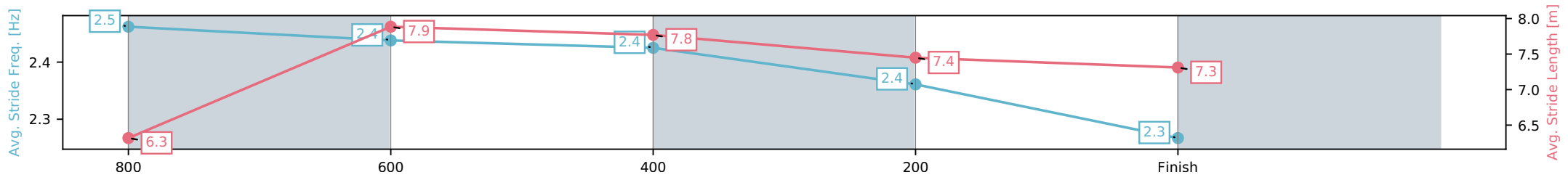
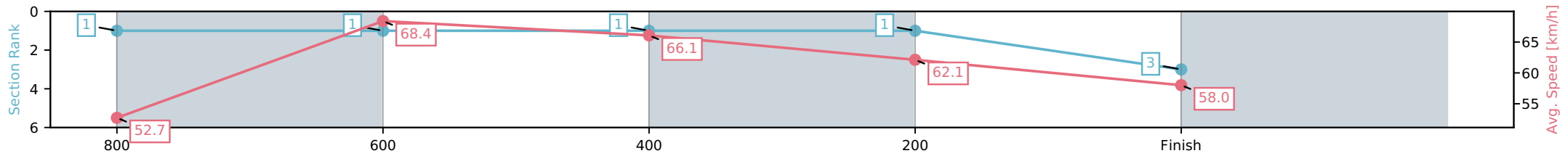
Horse/Jockey Name	Haphazard/Nathan Thomas
Finish Rank	3
Fastest Section Time (Section)	0:10.53 (800-600)
Top Speed [km/h] (Section)	69.1 (800-600)
Race State	Finished



Ladbrokes Cannon Park QLD
 Race 1: HOLMES COMMERCIAL REAL ESTATE QTIS Three-Year-Old Handicap - 950m
 09 April 2026 - 12:57PM
 Track Rating: Soft 7, Weather: Fine, Rail Position: True Entire Circuit



Section	L950	L800	L600	L400	L200
Section Times	0:55.85 (0:10.10)	0:45.75 [1] (0:10.53)	0:35.22 [1] (0:11.04)	0:24.18 [1] (0:11.71)	0:12.47 [3] (0:12.47)
Average Speed [km/h]	52.7	68.4	66.1	62.1	58.0
Top Speed [km/h]	67.4	69.1	68.9	63.4	60.8
Avg. Dist. to Rail [m]	4.6	1.9	2.2	4.7	6.2
Avg. Stride Freq. [Hz]	2.5	2.4	2.4	2.4	2.3
Avg. Stride Length [m]	6.3	7.9	7.8	7.4	7.3



[] Ranking at each section and finish
 -:-:- No data available at this section
 NA No data available

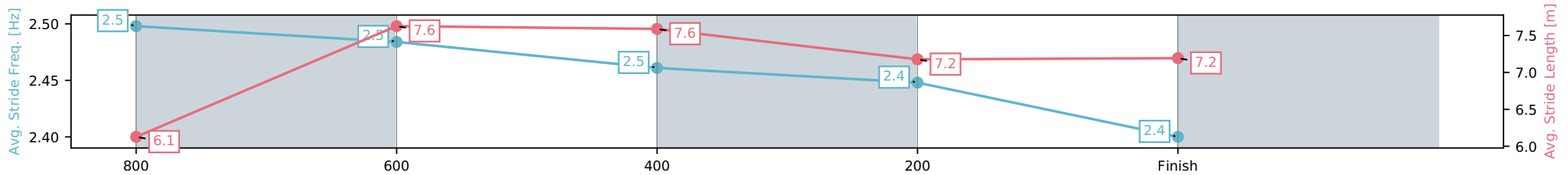
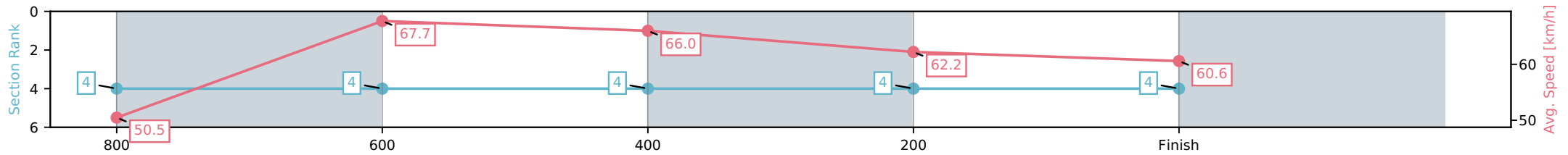
Horse/Jockey Name	Raff Vader/Sean Cormack
Finish Rank	4
Fastest Section Time (Section)	0:10.61 (800-600)
Top Speed [km/h] (Section)	69.0 (600-400)
Race State	Finished



Ladbrokes Cannon Park QLD
 Race 1: HOLMES COMMERCIAL REAL ESTATE QTIS Three-Year-Old Handicap - 950m
 09 April 2026 - 12:57PM
 Track Rating: Soft 7, Weather: Fine, Rail Position: True Entire Circuit



Section	L950	L800	L600	L400	L200
Section Times	0:55.90 (0:10.55)	0:45.35 [4] (0:10.61)	0:34.73 [4] (0:11.06)	0:23.67 [4] (0:11.76)	0:11.91 [4] (0:11.91)
Average Speed [km/h]	50.5	67.7	66.0	62.2	60.6
Top Speed [km/h]	66.8	68.9	69.0	63.8	63.2
Avg. Dist. to Rail [m]	4.1	2.4	2.1	7.8	9.7
Avg. Stride Freq. [Hz]	2.5	2.5	2.5	2.4	2.4
Avg. Stride Length [m]	6.1	7.6	7.6	7.2	7.2



- [] Ranking at each section and finish
- :-:- No data available at this section
- NA No data available



Ladbrokes Cannon Park QLD -

Race 2: LOOK SHARP PAINTING & DECORATING PTY LTD QTIS Two-Year-Old Maiden Plate - 950m

09 April 2026 - 1:36PM

Track Rating: Soft 7, Weather: Fine, Rail Position: True Entire Circuit



Field Times (Race Tempo) 0:57.07 (0:10.12) 0:46.95 (0:10.53) 0:36.42 (0:11.59) 0:24.83 (0:12.09) 0:12.74 (0:12.74)

Rank	TAB#	Horse	Overall Time	First 400m	Top Speed km/h (Section)	L950	L800	L600	L400	L200			
	(BAR#)	Jockey	Margin (DT-W)	Last 600m	Fastest Section (Time)	Start - 800	800 - 600	600 - 400	400 - 200	200 - Finish			
1	8	Red Light Power	0:57.07	0:23.93	69.5 (800-600)	0:57.07	0:46.43 [9]	0:35.92 [8]	0:24.40 [8]	0:12.50 [5]			
	(6)	Chelsea Jokic		0:35.91	800-600 (0:10.51)	(0:10.64)	(0:10.51)	(0:11.52)	(0:11.89)	(0:12.50)			
2	10	Stable Investment	0:57.09	0:23.49	70.1 (800-600)	0:57.09	0:46.97 [1]	0:36.44 [1]	0:24.85 [1]	0:12.76 [1]			
	(8)	Rachel Shred	0.2L (-1)	0:36.44	800-600 (0:10.53)	(0:10.12)	(0:10.53)	(0:11.59)	(0:12.09)	(0:12.76)			
3	2	Nicco Nota Fighter	0:57.19	0:23.66	69.0 (800-600)	0:57.19	0:46.85 [7]	0:36.33 [3]	0:24.94 [2]	0:12.83 [2]			
	(10)	Nathan Thomas	0.7L (+3)	0:36.33	800-600 (0:10.52)	(0:10.34)	(0:10.52)	(0:11.39)	(0:12.11)	(0:12.83)			
4	5	Booming Belief	0:57.19	0:23.65	68.7 (800-600)	0:57.19	0:46.96 [3]	0:36.31 [5]	0:24.91 [3]	0:12.70 [4]			
	(1)	Wanderson D'Avila	0.8L (-3)	0:36.31	800-600 (0:10.65)	(0:10.22)	(0:10.65)	(0:11.40)	(0:12.21)	(0:12.70)			
5	6	Chica Poderosa	0:57.25	0:23.70	68.8 (800-600)	0:57.25	0:46.92 [5]	0:36.38 [4]	0:24.77 [5]	0:12.77 [3]			
	(5)	Krysten Swaffer	1.1L (-3)	0:36.38	800-600 (0:10.54)	(0:10.33)	(0:10.54)	(0:11.61)	(0:12.00)	(0:12.77)			
6	3	Raar	0:57.65	0:23.84	70.6 (800-600)	0:57.65	0:47.12 [8]	0:36.61 [7]	0:25.26 [4]	0:13.06 [6]			
	(4)	Sean Cormack	3.4L (-1)	0:36.61	800-600 (0:10.51)	(0:10.53)	(0:10.51)	(0:11.35)	(0:12.20)	(0:13.06)			
7	7	Ostuni	0:57.65	0:24.39	67.9 (800-600)	0:57.65	0:46.90 [10]	0:36.11 [10]	0:24.62 [10]	0:12.73 [7]			
	(7)	Samantha Pointon	3.5L (-6)	0:36.11	800-600 (0:10.79)	(0:10.75)	(0:10.79)	(0:11.49)	(0:11.89)	(0:12.73)			
8	4	Betta Win	0:58.09	0:23.67	70.9 (800-600)	0:58.09	0:47.79 [4]	0:37.24 [2]	0:25.54 [6]	0:13.14 [8]			
	(3)	Shohei Kaya	6.0L (-2)	0:37.24	800-600 (0:10.55)	(0:10.30)	(0:10.55)	(0:11.70)	(0:12.40)	(0:13.14)			
9	1	Long Tall James	0:58.23	0:24.08	68.6 (800-600)	0:58.23	0:47.90 [6]	0:37.02 [9]	0:25.51 [9]	0:13.08 [9]			
	(2)	Aidan Holt	6.9L (-9)	0:37.02	800-600 (0:10.88)	(0:10.34)	(0:10.88)	(0:11.51)	(0:12.43)	(0:13.08)			
10	9	Scotch Rocket	0:58.67	0:23.77	68.5 (800-600)	0:58.67	0:48.46 [2]	0:37.72 [6]	0:26.04 [7]	0:13.52 [9]			
	(9)	Lacey Morrison	9.4L (+1)	0:37.73	800-600 (0:10.74)	(0:10.21)	(0:10.74)	(0:11.69)	(0:12.52)	(0:13.52)			

Report Created: Thu 09 April 2026

(Note: Races are conducted over an approximate distance as close as possible to the advertised distance, and recorded data may vary accordingly. Official times refer to race times only and do not include handicap times.)

[] Position in running at each section and finish TAB# Saddle cloth number

-:--:-- No data available at this section

NA No data available

DNT Did not track

BAR# Barrier/Gate Position

DNF Did not finish

DT-W Distance travelled compared to winner in metres

Fastest split

Fastest section

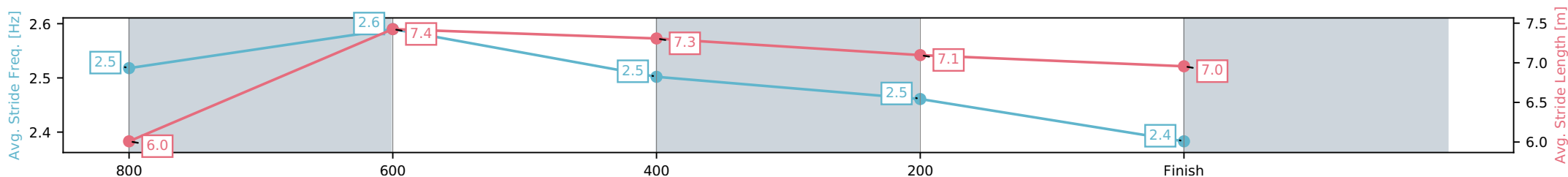
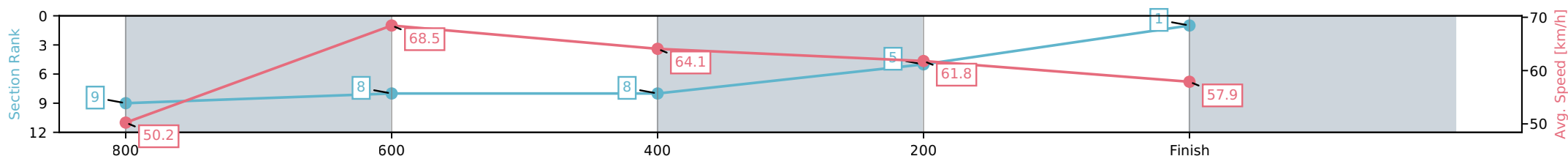
Horse/Jockey Name	Red Light Power/Chelsea Jokic
Finish Rank	1
Fastest Section Time (Section)	0:10.51 (800-600)
Top Speed [km/h] (Section)	69.5 (800-600)
Race State	Finished



Ladbrokes Cannon Park QLD
 Race 2: LOOK SHARP PAINTING & DECORATING PTY LTD
 QTIS Two-Year-Old Maiden Plate - 950m
 09 April 2026 - 1:36PM
 Track Rating: Soft 7, Weather: Fine, Rail Position: True Entire Circuit



Section	L950	L800	L600	L400	L200
Section Times	0:57.07 (0:10.64)	0:46.43 [8] (0:10.51)	0:35.92 [8] (0:11.52)	0:24.40 [5] (0:11.89)	0:12.50 [1] (0:12.50)
Average Speed [km/h]	50.2	68.5	64.1	61.8	57.9
Top Speed [km/h]	66.0	69.5	67.6	63.2	61.1
Avg. Dist. to Rail [m]	6.1	3.6	4.2	8.1	6.8
Avg. Stride Freq. [Hz]	2.5	2.6	2.5	2.5	2.4
Avg. Stride Length [m]	6.0	7.4	7.3	7.1	7.0



- [] Ranking at each section and finish
- :-:- No data available at this section
- NA No data available

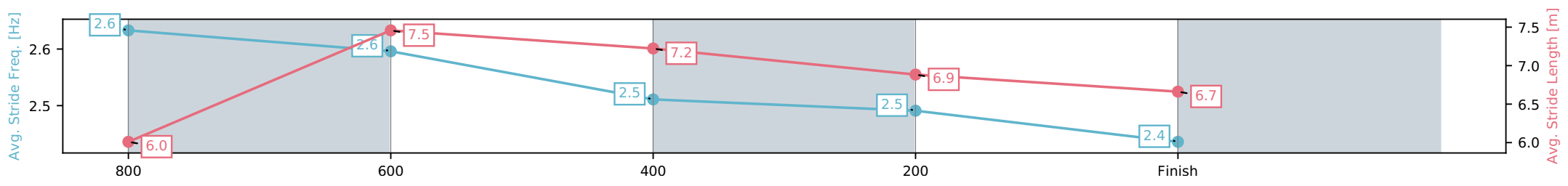
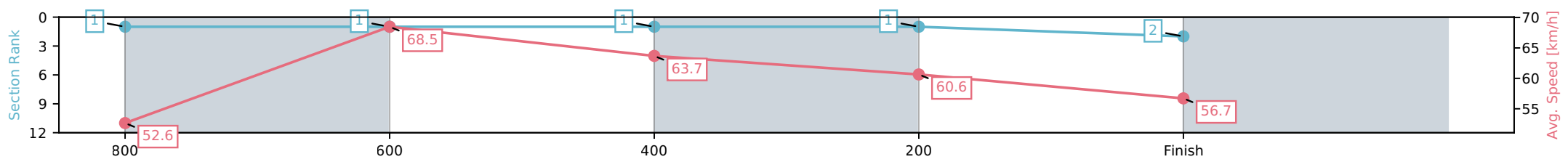
Horse/Jockey Name	Stable Investment/Rachel Shred
Finish Rank	2
Fastest Section Time (Section)	0:10.53 (800-600)
Top Speed [km/h] (Section)	70.1 (800-600)
Race State	Finished



Ladbroke's Cannon Park QLD
 Race 2: LOOK SHARP PAINTING & DECORATING PTY LTD
 QTIS Two-Year-Old Maiden Plate - 950m
 09 April 2026 - 1:36PM
 Track Rating: Soft 7, Weather: Fine, Rail Position: True Entire Circuit



Section	L950	L800	L600	L400	L200
Section Times	0:57.09 (0:10.12)	0:46.97 [1] (0:10.53)	0:36.44 [1] (0:11.59)	0:24.85 [1] (0:12.09)	0:12.76 [2] (0:12.76)
Average Speed [km/h]	52.6	68.5	63.7	60.6	56.7
Top Speed [km/h]	68.2	70.1	66.3	61.6	60.6
Avg. Dist. to Rail [m]	7.8	2.7	4.0	6.8	8.3
Avg. Stride Freq. [Hz]	2.6	2.6	2.5	2.5	2.4
Avg. Stride Length [m]	6.0	7.5	7.2	6.9	6.7



[] Ranking at each section and finish
 -:-:- No data available at this section
 NA No data available

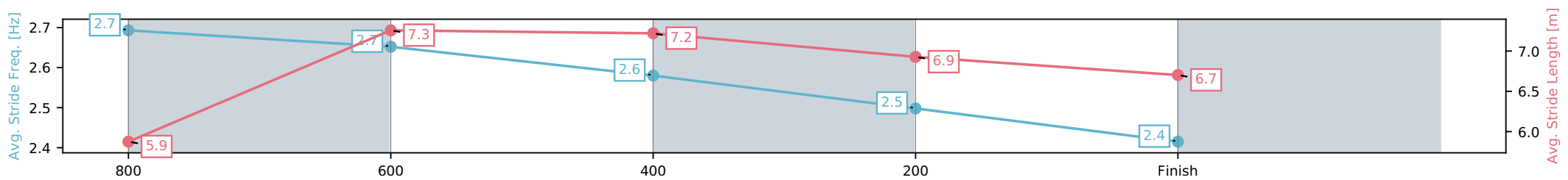
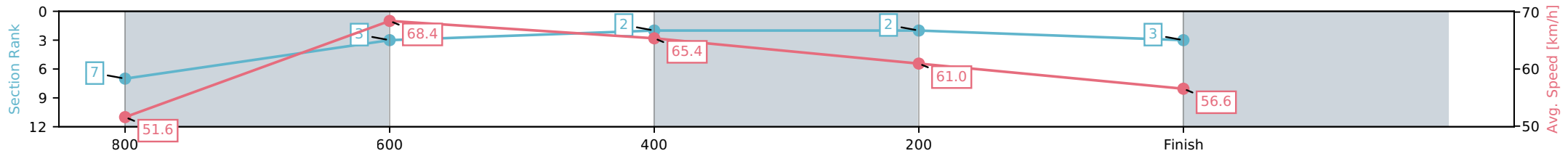
Horse/Jockey Name	Nicco Nota Fighter/Nathan Thomas
Finish Rank	3
Fastest Section Time (Section)	0:10.52 (800-600)
Top Speed [km/h] (Section)	69.0 (800-600)
Race State	Finished



Ladbrokes Cannon Park QLD
 Race 2: LOOK SHARP PAINTING & DECORATING PTY LTD
 QTIS Two-Year-Old Maiden Plate - 950m
 09 April 2026 - 1:36PM
 Track Rating: Soft 7, Weather: Fine, Rail Position: True Entire Circuit



Section	L950	L800	L600	L400	L200
Section Times	0:57.19 (0:10.34)	0:46.85 [3] (0:10.52)	0:36.33 [2] (0:11.39)	0:24.94 [2] (0:12.11)	0:12.83 [3] (0:12.83)
Average Speed [km/h]	51.6	68.4	65.4	61.0	56.6
Top Speed [km/h]	68.3	69.0	67.9	62.3	59.4
Avg. Dist. to Rail [m]	9.1	4.2	5.3	9.6	11.3
Avg. Stride Freq. [Hz]	2.7	2.7	2.6	2.5	2.4
Avg. Stride Length [m]	5.9	7.3	7.2	6.9	6.7



[] Ranking at each section and finish
 -.-.- No data available at this section
 NA No data available

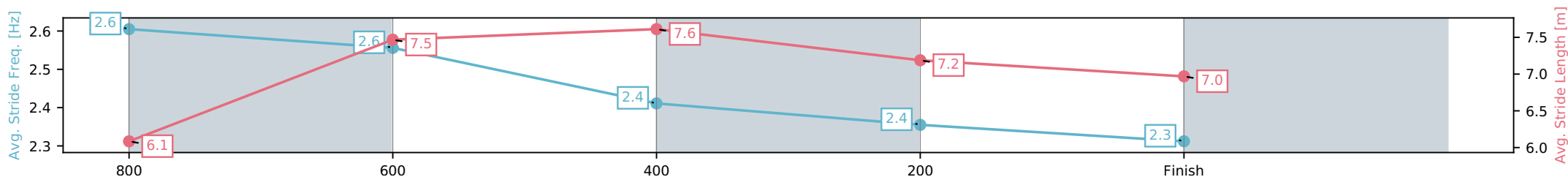
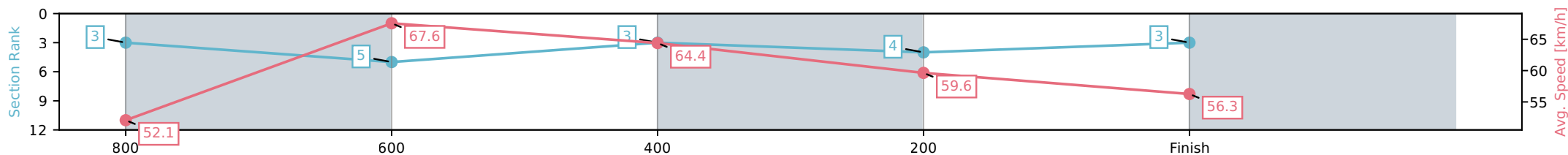
Horse/Jockey Name	Booming Belief/Wanderson D'Avila
Finish Rank	4
Fastest Section Time (Section)	0:10.65 (800-600)
Top Speed [km/h] (Section)	68.7 (800-600)
Race State	Finished



Ladbrokes Cannon Park QLD
 Race 2: LOOK SHARP PAINTING & DECORATING PTY LTD
 QTIS Two-Year-Old Maiden Plate - 950m
 09 April 2026 - 1:36PM
 Track Rating: Soft 7, Weather: Fine, Rail Position: True Entire Circuit



Section	L950	L800	L600	L400	L200
Section Times	0:57.19 (0:10.22)	0:46.96 [5] (0:10.65)	0:36.31 [3] (0:11.40)	0:24.91 [4] (0:12.21)	0:12.70 [3] (0:12.70)
Average Speed [km/h]	52.1	67.6	64.4	59.6	56.3
Top Speed [km/h]	68.3	68.7	68.2	61.6	59.2
Avg. Dist. to Rail [m]	2.1	0.6	2.9	4.0	6.5
Avg. Stride Freq. [Hz]	2.6	2.6	2.4	2.4	2.3
Avg. Stride Length [m]	6.1	7.5	7.6	7.2	7.0



[] Ranking at each section and finish
 -:-:- No data available at this section
 NA No data available

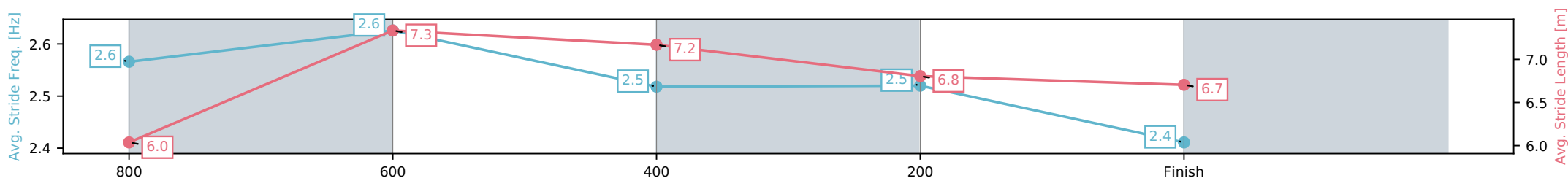
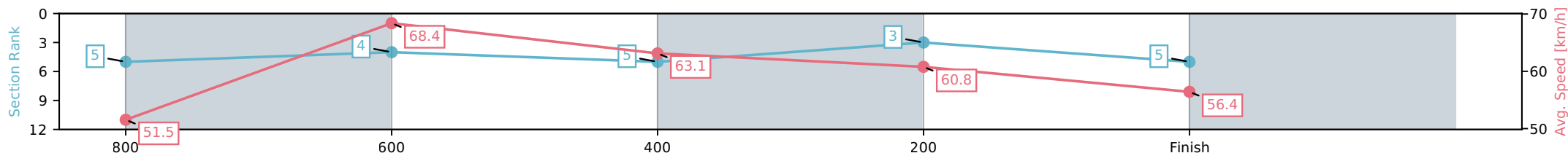
Horse/Jockey Name	Chica Poderosa/Krysten Swaffer
Finish Rank	5
Fastest Section Time (Section)	0:10.54 (800-600)
Top Speed [km/h] (Section)	68.8 (800-600)
Race State	Finished



Ladbroke's Cannon Park QLD
 Race 2: LOOK SHARP PAINTING & DECORATING PTY LTD
 QTIS Two-Year-Old Maiden Plate - 950m
 09 April 2026 - 1:36PM
 Track Rating: Soft 7, Weather: Fine, Rail Position: True Entire Circuit



Section	L950	L800	L600	L400	L200
Section Times	0:57.25 (0:10.33)	0:46.92 [4] (0:10.54)	0:36.38 [5] (0:11.61)	0:24.77 [3] (0:12.00)	0:12.77 [5] (0:12.77)
Average Speed [km/h]	51.5	68.4	63.1	60.8	56.4
Top Speed [km/h]	67.2	68.8	67.1	61.3	60.1
Avg. Dist. to Rail [m]	5.8	2.8	3.1	4.6	6.6
Avg. Stride Freq. [Hz]	2.6	2.6	2.5	2.5	2.4
Avg. Stride Length [m]	6.0	7.3	7.2	6.8	6.7



- [] Ranking at each section and finish
- :-:- No data available at this section
- NA No data available

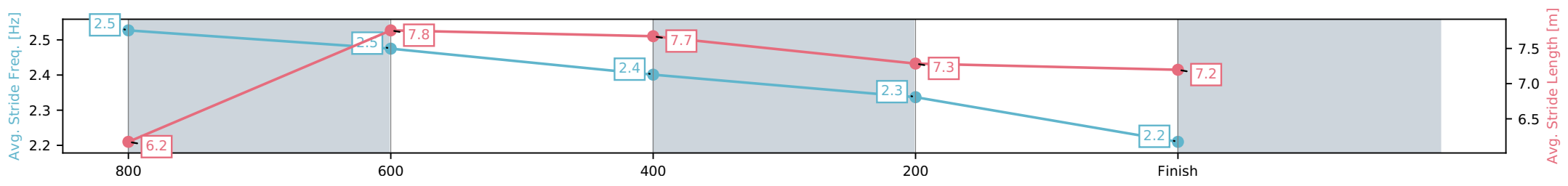
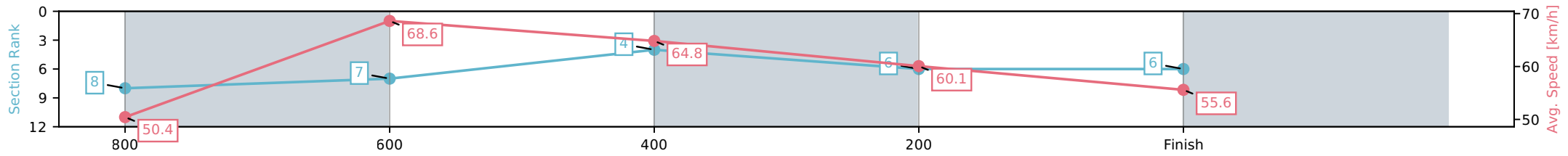
Horse/Jockey Name	Raar/Sean Cormack
Finish Rank	6
Fastest Section Time (Section)	0:10.51 (800-600)
Top Speed [km/h] (Section)	70.6 (800-600)
Race State	Finished



Ladbrokes Cannon Park QLD
 Race 2: LOOK SHARP PAINTING & DECORATING PTY LTD
 QTIS Two-Year-Old Maiden Plate - 950m
 09 April 2026 - 1:36PM
 Track Rating: Soft 7, Weather: Fine, Rail Position: True Entire Circuit



Section	L950	L800	L600	L400	L200
Section Times	0:57.65 (0:10.53)	0:47.12 [7] (0:10.51)	0:36.61 [4] (0:11.35)	0:25.26 [6] (0:12.20)	0:13.06 [6] (0:13.06)
Average Speed [km/h]	50.4	68.6	64.8	60.1	55.6
Top Speed [km/h]	67.6	70.6	67.9	62.1	59.3
Avg. Dist. to Rail [m]	3.8	1.8	3.7	7.7	9.7
Avg. Stride Freq. [Hz]	2.5	2.5	2.4	2.3	2.2
Avg. Stride Length [m]	6.2	7.8	7.7	7.3	7.2



[] Ranking at each section and finish
 -.-.- No data available at this section
 NA No data available

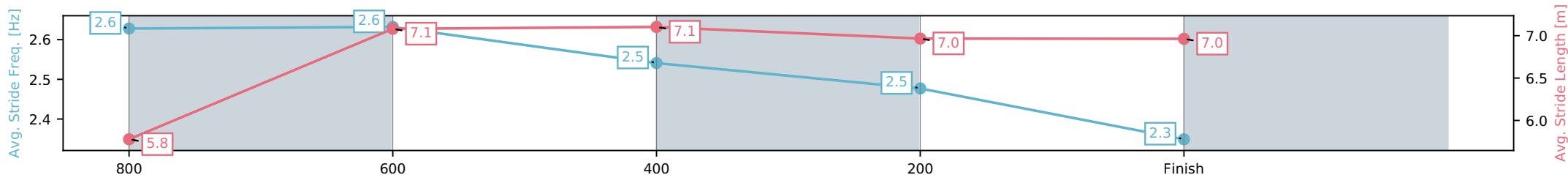
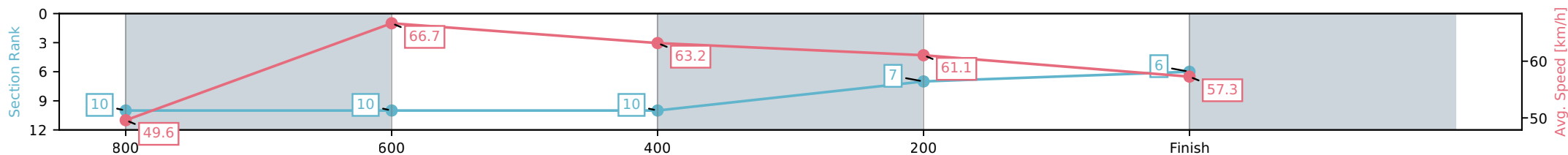
Horse/Jockey Name	Ostuni/Samantha Pointon
Finish Rank	7
Fastest Section Time (Section)	0:10.79 (800-600)
Top Speed [km/h] (Section)	67.9 (800-600)
Race State	Finished



Ladbrokes Cannon Park QLD
 Race 2: LOOK SHARP PAINTING & DECORATING PTY LTD
 QTIS Two-Year-Old Maiden Plate - 950m
 09 April 2026 - 1:36PM
 Track Rating: Soft 7, Weather: Fine, Rail Position: True Entire Circuit



Section	L950	L800	L600	L400	L200
Section Times	0:57.65 (0:10.75)	0:46.90 [10] (0:10.79)	0:36.11 [10] (0:11.49)	0:24.62 [7] (0:11.89)	0:12.73 [6] (0:12.73)
Average Speed [km/h]	49.6	66.7	63.2	61.1	57.3
Top Speed [km/h]	65.1	67.9	66.9	62.2	60.1
Avg. Dist. to Rail [m]	7.9	3.2	1.5	4.4	5.7
Avg. Stride Freq. [Hz]	2.6	2.6	2.5	2.5	2.3
Avg. Stride Length [m]	5.8	7.1	7.1	7.0	7.0



- [] Ranking at each section and finish
- :-:- No data available at this section
- NA No data available

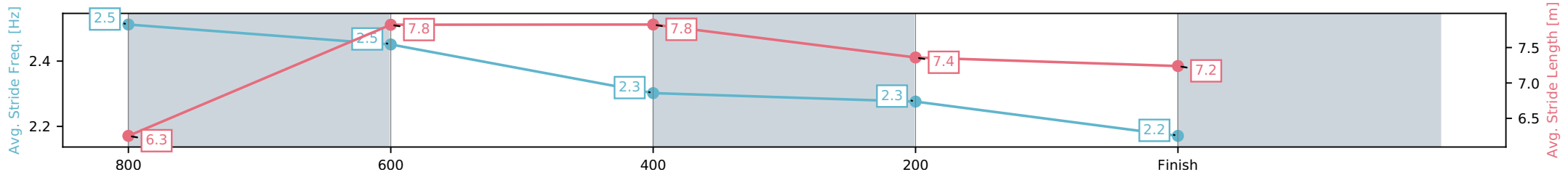
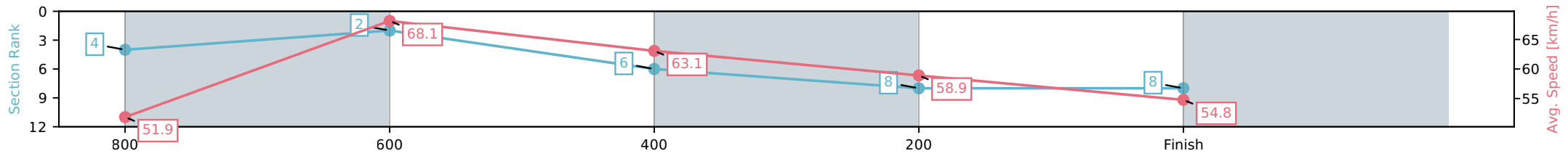
Horse/Jockey Name	Betta Win/Shohei Kaya
Finish Rank	8
Fastest Section Time (Section)	0:10.55 (800-600)
Top Speed [km/h] (Section)	70.9 (800-600)
Race State	Finished



Ladbrokes Cannon Park QLD
 Race 2: LOOK SHARP PAINTING & DECORATING PTY LTD
 QTIS Two-Year-Old Maiden Plate - 950m
 09 April 2026 - 1:36PM
 Track Rating: Soft 7, Weather: Fine, Rail Position: True Entire Circuit



Section	L950	L800	L600	L400	L200
Section Times	0:58.09 (0:10.30)	0:47.79 [2] (0:10.55)	0:37.24 [6] (0:11.70)	0:25.54 [8] (0:12.40)	0:13.14 [8] (0:13.14)
Average Speed [km/h]	51.9	68.1	63.1	58.9	54.8
Top Speed [km/h]	69.5	70.9	67.0	60.0	58.0
Avg. Dist. to Rail [m]	4.9	2.9	3.7	4.5	4.2
Avg. Stride Freq. [Hz]	2.5	2.5	2.3	2.3	2.2
Avg. Stride Length [m]	6.3	7.8	7.8	7.4	7.2



[] Ranking at each section and finish
 -:-:- No data available at this section
 NA No data available

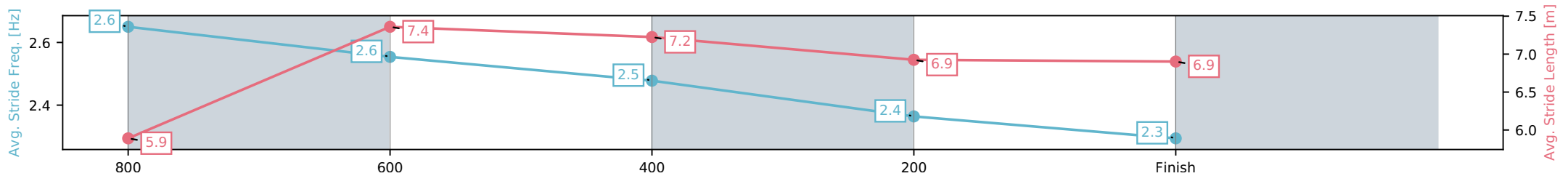
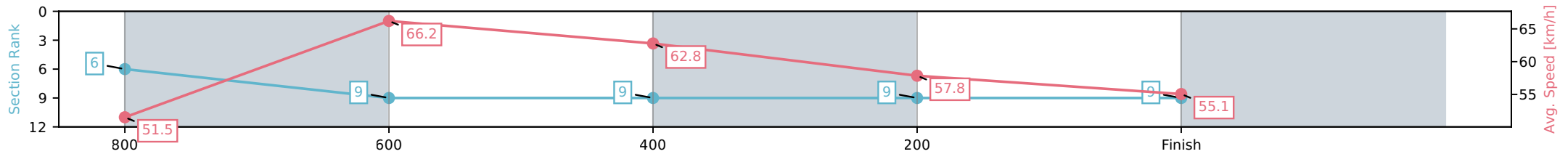
Horse/Jockey Name	Long Tall James/Aidan Holt
Finish Rank	9
Fastest Section Time (Section)	0:10.88 (800-600)
Top Speed [km/h] (Section)	68.6 (800-600)
Race State	Finished



Ladbrokes Cannon Park QLD
 Race 2: LOOK SHARP PAINTING & DECORATING PTY LTD
 QTIS Two-Year-Old Maiden Plate - 950m
 09 April 2026 - 1:36PM
 Track Rating: Soft 7, Weather: Fine, Rail Position: True Entire Circuit



Section	L950	L800	L600	L400	L200
Section Times	0:58.23 (0:10.34)	0:47.90 [9] (0:10.88)	0:37.02 [9] (0:11.51)	0:25.51 [9] (0:12.43)	0:13.08 [9] (0:13.08)
Average Speed [km/h]	51.5	66.2	62.8	57.8	55.1
Top Speed [km/h]	68.1	68.6	65.9	59.2	58.3
Avg. Dist. to Rail [m]	3.1	1.6	0.8	1.6	2.5
Avg. Stride Freq. [Hz]	2.6	2.6	2.5	2.4	2.3
Avg. Stride Length [m]	5.9	7.4	7.2	6.9	6.9



- [] Ranking at each section and finish
- :-:- No data available at this section
- NA No data available

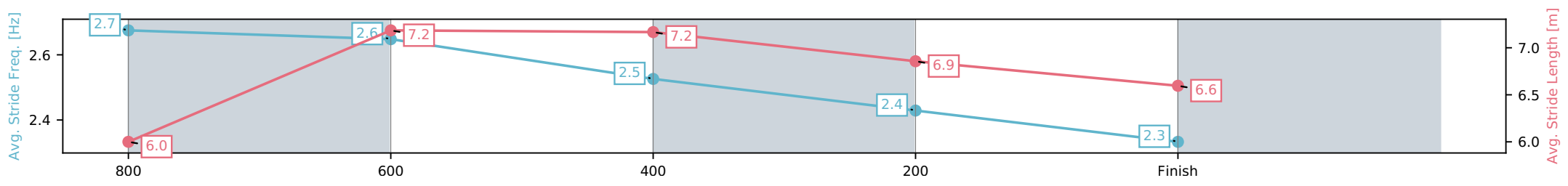
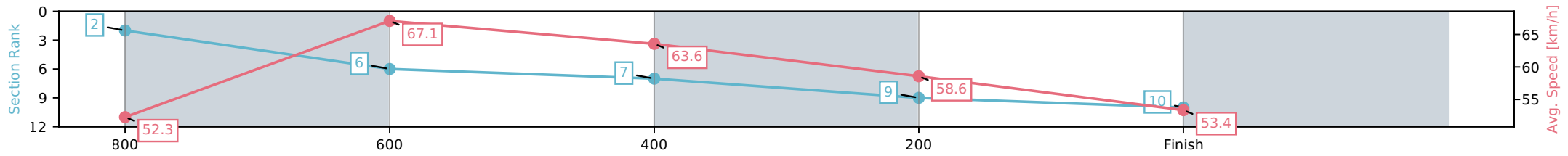
Horse/Jockey Name	Scotch Rocket/Lacey Morrison
Finish Rank	10
Fastest Section Time (Section)	0:10.74 (800-600)
Top Speed [km/h] (Section)	68.5 (800-600)
Race State	Finished



Ladbrokes Cannon Park QLD
 Race 2: LOOK SHARP PAINTING & DECORATING PTY LTD
 QTIS Two-Year-Old Maiden Plate - 950m
 09 April 2026 - 1:36PM
 Track Rating: Soft 7, Weather: Fine, Rail Position: True Entire Circuit



Section	L950	L800	L600	L400	L200
Section Times	0:58.67 (0:10.21)	0:48.46 [6] (0:10.74)	0:37.72 [7] (0:11.69)	0:26.04 [9] (0:12.52)	0:13.52 [10] (0:13.52)
Average Speed [km/h]	52.3	67.1	63.6	58.6	53.4
Top Speed [km/h]	68.2	68.5	66.3	60.0	57.8
Avg. Dist. to Rail [m]	8.5	4.3	4.9	6.6	6.0
Avg. Stride Freq. [Hz]	2.7	2.6	2.5	2.4	2.3
Avg. Stride Length [m]	6.0	7.2	7.2	6.9	6.6



[] Ranking at each section and finish
 -:-:- No data available at this section
 NA No data available



Ladbrokes Cannon Park QLD -

Race 3: ZENBOOK Maiden Plate (QTIS bonuses applicable 2&3YO's only) - 950m

09 April 2026 - 2:16PM

Track Rating: Soft 7, Weather: Fine, Rail Position: True Entire Circuit



Field Times (Race Tempo) 0:56.26 (0:10.22) 0:46.04 (0:10.55) 0:35.49 (0:11.21) 0:24.28 (0:11.72) 0:12.56 (0:12.56)

Rank	TAB#	Horse	Overall Time	First 400m	Top Speed km/h (Section)	L950	L800	L600	L400	L200			
	(BAR#)	Jockey	Margin (DT-W)	Last 600m	Fastest Section (Time)	Start - 800	800 - 600	600 - 400	400 - 200	200 - Finish			
1	6	Middle Child	0:56.26	0:23.55	68.9 (800-600)	0:56.26	0:45.98 [2]	0:35.46 [2]	0:24.18 [2]	0:12.56 [1]			
	(3)	Ryan Wiggins		0:35.46	800-600 (0:10.52)	(0:10.28)	(0:10.52)	(0:11.28)	(0:11.62)	(0:12.56)			
2	1	Any News	0:56.33	0:23.75	69.7 (800-600)	0:56.33	0:45.86 [5]	0:35.34 [4]	0:24.22 [3]	0:12.58 [2]			
	(7)	Lacey Morrison	0.4L (+4)	0:35.33	800-600 (0:10.52)	(0:10.47)	(0:10.52)	(0:11.11)	(0:11.64)	(0:12.58)			
3	2	Monty Road	0:56.69	0:23.51	69.0 (950 - 800)	0:56.69	0:46.47 [1]	0:35.92 [1]	0:24.71 [1]	0:12.87 [3]			
	(5)	Samantha Pointon	2.6L (+5)	0:35.93	800-600 (0:10.55)	(0:10.22)	(0:10.55)	(0:11.21)	(0:11.85)	(0:12.87)			
4	7	Volare	0:56.75	0:24.05	68.9 (800-600)	0:56.75	0:46.14 [7]	0:35.49 [8]	0:24.23 [7]	0:12.34 [5]			
	(8)	Tasha Chambers	2.9L (+3)	0:35.49	800-600 (0:10.65)	(0:10.61)	(0:10.65)	(0:11.26)	(0:11.89)	(0:12.34)			
5	9	Sheza Barbarossa	0:56.92	0:23.93	69.2 (800-600)	0:56.92	0:46.30 [8]	0:35.75 [7]	0:24.58 [5]	0:12.76 [4]			
	(6)	Nathan Thomas	3.9L (+2)	0:35.75	800-600 (0:10.55)	(0:10.62)	(0:10.55)	(0:11.17)	(0:11.82)	(0:12.76)			
6	8	Webs	0:57.51	0:23.95	68.4 (800-600)	0:57.51	0:46.99 [6]	0:36.34 [6]	0:24.84 [8]	0:12.70 [8]			
	(9)	Wanderson D'Avila	7.4L (+6)	0:36.35	800-600 (0:10.64)	(0:10.52)	(0:10.64)	(0:11.51)	(0:12.14)	(0:12.70)			
7	5	Lichfield Angel	0:57.63	0:23.81	69.3 (800-600)	0:57.63	0:47.24 [3]	0:36.61 [5]	0:25.18 [6]	0:13.08 [6]			
	(1)	Lauren Guernier	8.1L (-3)	0:36.61	800-600 (0:10.63)	(0:10.38)	(0:10.63)	(0:11.43)	(0:12.10)	(0:13.08)			
8	3	Radio Waves	0:58.76	0:23.74	69.3 (800-600)	0:58.76	0:48.32 [4]	0:37.77 [3]	0:26.44 [4]	0:14.08 [7]			
	(2)	Aidan Holt	14.7L (+1)	0:37.77	800-600 (0:10.55)	(0:10.44)	(0:10.55)	(0:11.33)	(0:12.36)	(0:14.08)			

Scratched: Super Steven (#4)

Report Created: Thu 09 April 2026

(Note: Races are conducted over an approximate distance as close as possible to the advertised distance, and recorded data may vary accordingly. Official times refer to race times only and do not include handicap times.)

[] Position in running at each section and finish TAB# Saddle cloth number

Fastest split

-:--:-- No data available at this section

BAR# Barrier/Gate Position

Fastest section

NA No data available

DNF Did not finish

DNT Did not track

DT-W Distance travelled compared to winner in metres

Horse/Jockey Name	Middle Child/Ryan Wiggins
Finish Rank	1
Fastest Section Time (Section)	0:10.52 (800-600)
Top Speed [km/h] (Section)	68.9 (800-600)
Race State	Finished



Ladbrokes Cannon Park QLD

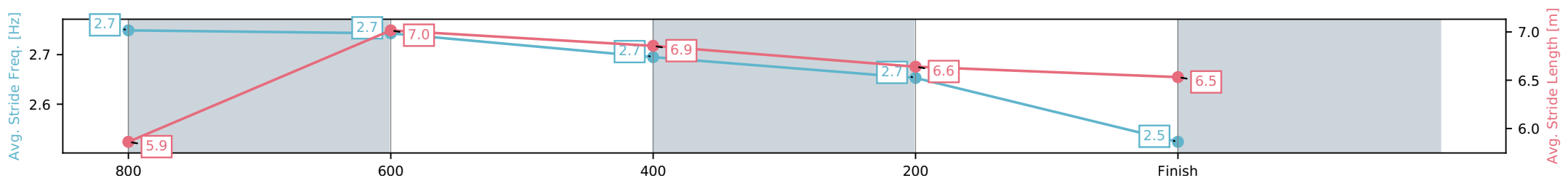
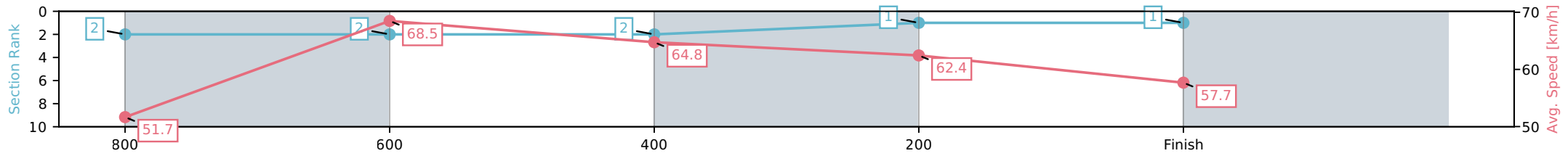
Race 3: ZENBOOK Maiden Plate (QTIS bonuses applicable 2&3YO's only) - 950m

09 April 2026 - 2:16PM

Track Rating: Soft 7, Weather: Fine, Rail Position: True Entire Circuit



Section	L950	L800	L600	L400	L200
Section Times	0:56.26 (0:10.28)	0:45.98 [2] (0:10.52)	0:35.46 [2] (0:11.28)	0:24.18 [1] (0:11.62)	0:12.56 [1] (0:12.56)
Average Speed [km/h]	51.7	68.5	64.8	62.4	57.7
Top Speed [km/h]	68.0	68.9	67.8	63.2	60.7
Avg. Dist. to Rail [m]	6.1	3.6	2.3	4.0	4.0
Avg. Stride Freq. [Hz]	2.7	2.7	2.7	2.7	2.5
Avg. Stride Length [m]	5.9	7.0	6.9	6.6	6.5



[] Ranking at each section and finish
 -:-:- No data available at this section
 NA No data available

Horse/Jockey Name	Any News/Lacey Morrison
Finish Rank	2
Fastest Section Time (Section)	0:10.52 (800-600)
Top Speed [km/h] (Section)	69.7 (800-600)
Race State	Finished



Ladbrokes Cannon Park QLD

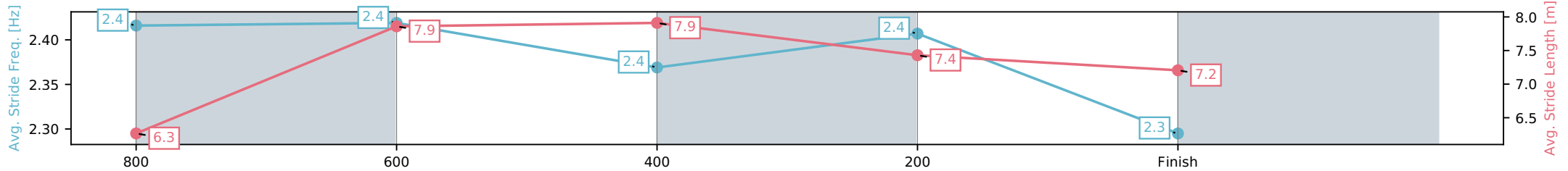
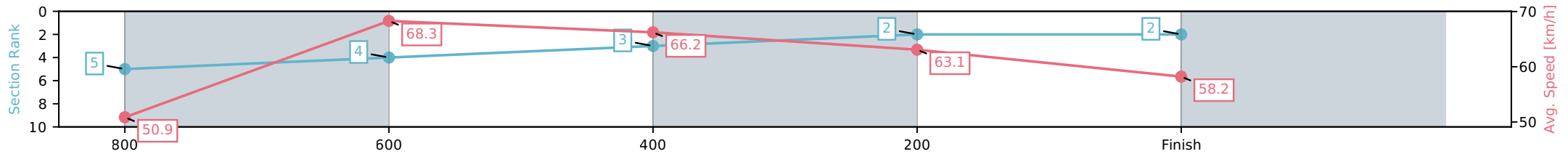
Race 3: ZENBOOK Maiden Plate (QTIS bonuses applicable 2&3YO's only) - 950m

09 April 2026 - 2:16PM

Track Rating: Soft 7, Weather: Fine, Rail Position: True Entire Circuit



Section	L950	L800	L600	L400	L200
Section Times	0:56.33 (0:10.47)	0:45.86 [4] (0:10.52)	0:35.34 [3] (0:11.11)	0:24.22 [2] (0:11.64)	0:12.58 [2] (0:12.58)
Average Speed [km/h]	50.9	68.3	66.2	63.1	58.2
Top Speed [km/h]	68.6	69.7	68.3	64.1	60.0
Avg. Dist. to Rail [m]	6.5	3.9	3.7	7.7	7.2
Avg. Stride Freq. [Hz]	2.4	2.4	2.4	2.4	2.3
Avg. Stride Length [m]	6.3	7.9	7.9	7.4	7.2



- [] Ranking at each section and finish
- :-:- No data available at this section
- NA No data available

Horse/Jockey Name	Monty Road/Samantha Pointon
Finish Rank	3
Fastest Section Time (Section)	0:10.55 (800-600)
Top Speed [km/h] (Section)	69.0 (950 - 800)
Race State	Finished



Ladbrokes Cannon Park QLD

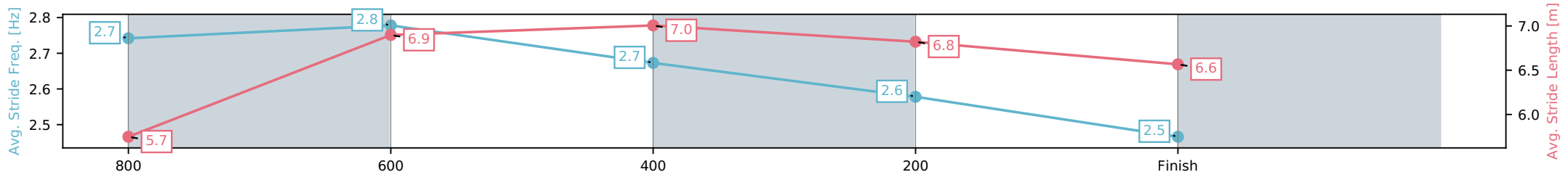
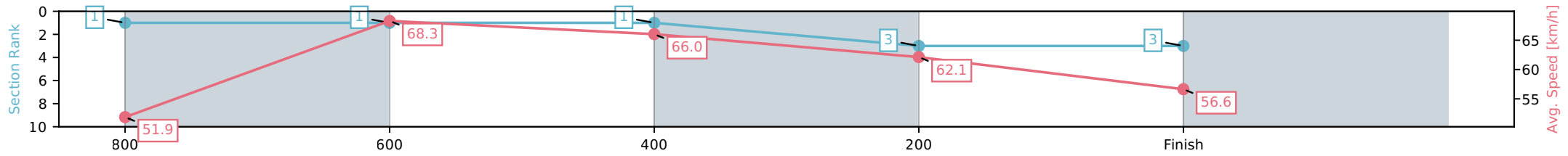
Race 3: ZENBOOK Maiden Plate (QTIS bonuses applicable 2&3YO's only) - 950m

09 April 2026 - 2:16PM

Track Rating: Soft 7, Weather: Fine, Rail Position: True Entire Circuit



Section	L950	L800	L600	L400	L200
Section Times	0:56.69 (0:10.22)	0:46.47 [1] (0:10.55)	0:35.92 [1] (0:11.21)	0:24.71 [3] (0:11.85)	0:12.87 [3] (0:12.87)
Average Speed [km/h]	51.9	68.3	66.0	62.1	56.6
Top Speed [km/h]	69.0	68.9	68.6	63.2	59.8
Avg. Dist. to Rail [m]	6.0	4.1	4.4	7.8	6.9
Avg. Stride Freq. [Hz]	2.7	2.8	2.7	2.6	2.5
Avg. Stride Length [m]	5.7	6.9	7.0	6.8	6.6



[] Ranking at each section and finish
 -:-:- No data available at this section
 NA No data available

Horse/Jockey Name	Volare/Tasha Chambers
Finish Rank	4
Fastest Section Time (Section)	0:10.65 (800-600)
Top Speed [km/h] (Section)	68.9 (800-600)
Race State	Finished



Ladbrokes Cannon Park QLD

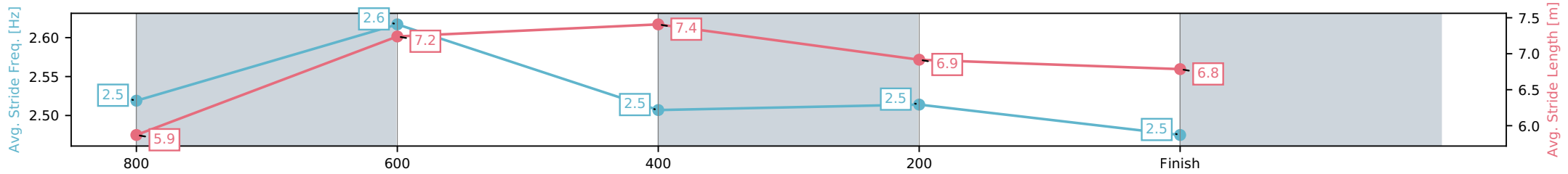
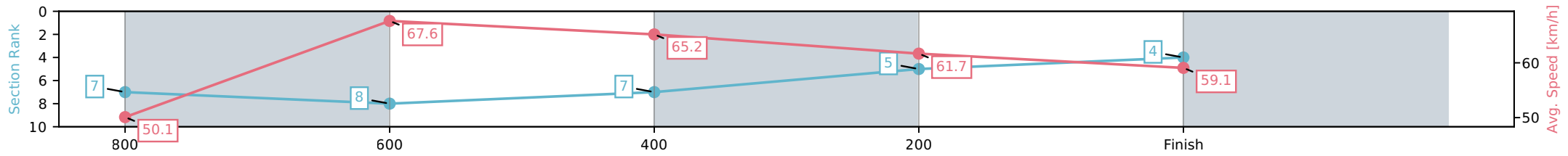
Race 3: ZENBOOK Maiden Plate (QTIS bonuses applicable 2&3YO's only) - 950m

09 April 2026 - 2:16PM

Track Rating: Soft 7, Weather: Fine, Rail Position: True Entire Circuit



Section	L950	L800	L600	L400	L200
Section Times	0:56.75 (0:10.61)	0:46.14 [8] (0:10.65)	0:35.49 [7] (0:11.26)	0:24.23 [5] (0:11.89)	0:12.34 [4] (0:12.34)
Average Speed [km/h]	50.1	67.6	65.2	61.7	59.1
Top Speed [km/h]	66.1	68.9	67.3	62.5	61.5
Avg. Dist. to Rail [m]	8.7	4.3	3.2	7.5	8.3
Avg. Stride Freq. [Hz]	2.5	2.6	2.5	2.5	2.5
Avg. Stride Length [m]	5.9	7.2	7.4	6.9	6.8



[] Ranking at each section and finish
 -:-:- No data available at this section
 NA No data available

Horse/Jockey Name	Sheza Barbarossa/Nathan Thomas
Finish Rank	5
Fastest Section Time (Section)	0:10.55 (800-600)
Top Speed [km/h] (Section)	69.2 (800-600)
Race State	Finished



Ladbroke's Cannon Park QLD

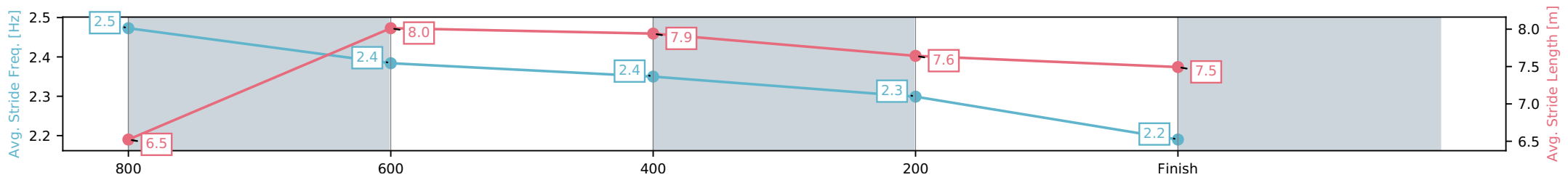
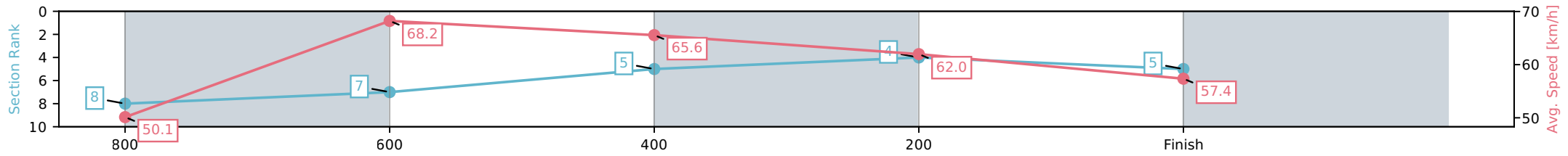
Race 3: ZENBOOK Maiden Plate (QTIS bonuses applicable 2&3YO's only) - 950m

09 April 2026 - 2:16PM

Track Rating: Soft 7, Weather: Fine, Rail Position: True Entire Circuit



Section	L950	L800	L600	L400	L200
Section Times	0:56.92 (0:10.62)	0:46.30 [7] (0:10.55)	0:35.75 [5] (0:11.17)	0:24.58 [4] (0:11.82)	0:12.76 [5] (0:12.76)
Average Speed [km/h]	50.1	68.2	65.6	62.0	57.4
Top Speed [km/h]	66.6	69.2	67.7	63.2	60.0
Avg. Dist. to Rail [m]	6.0	2.6	2.7	6.5	5.8
Avg. Stride Freq. [Hz]	2.5	2.4	2.4	2.3	2.2
Avg. Stride Length [m]	6.5	8.0	7.9	7.6	7.5



[] Ranking at each section and finish
 -:-:- No data available at this section
 NA No data available

Horse/Jockey Name	Webs/Wanderson D'Avila
Finish Rank	6
Fastest Section Time (Section)	0:10.64 (800-600)
Top Speed [km/h] (Section)	68.4 (800-600)
Race State	Finished



Ladbrokes Cannon Park QLD

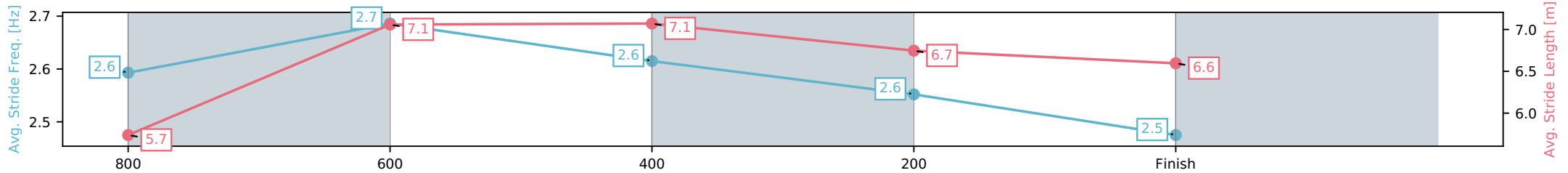
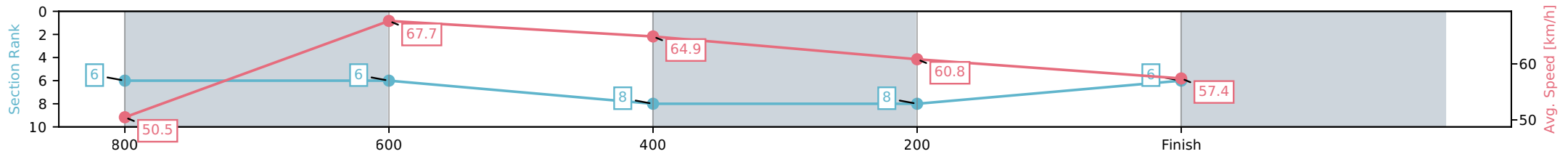
Race 3: ZENBOOK Maiden Plate (QTIS bonuses applicable
2&3YO's only) - 950m

09 April 2026 - 2:16PM

Track Rating: Soft 7, Weather: Fine, Rail Position: True Entire Circuit



Section	L950	L800	L600	L400	L200
Section Times	0:57.51 (0:10.52)	0:46.99 [6] (0:10.64)	0:36.34 [8] (0:11.51)	0:24.84 [8] (0:12.14)	0:12.70 [6] (0:12.70)
Average Speed [km/h]	50.5	67.7	64.9	60.8	57.4
Top Speed [km/h]	65.9	68.4	67.5	62.4	60.1
Avg. Dist. to Rail [m]	10.4	6.2	5.7	9.5	11.5
Avg. Stride Freq. [Hz]	2.6	2.7	2.6	2.6	2.5
Avg. Stride Length [m]	5.7	7.1	7.1	6.7	6.6



- [] Ranking at each section and finish
- :-:- No data available at this section
- NA No data available

Horse/Jockey Name	Lichfield Angel/Lauren Guernier
Finish Rank	7
Fastest Section Time (Section)	0:10.63 (800-600)
Top Speed [km/h] (Section)	69.3 (800-600)
Race State	Finished



Ladbrokes Cannon Park QLD

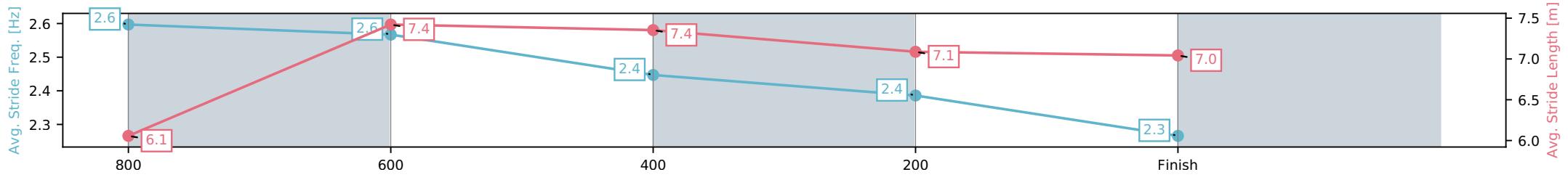
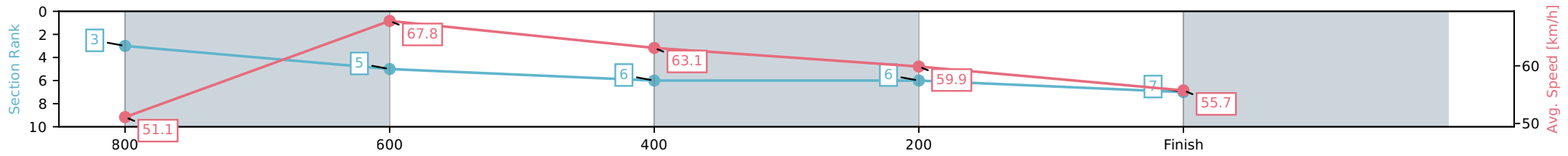
Race 3: ZENBOOK Maiden Plate (QTIS bonuses applicable 2&3YO's only) - 950m

09 April 2026 - 2:16PM

Track Rating: Soft 7, Weather: Fine, Rail Position: True Entire Circuit



Section	L950	L800	L600	L400	L200
Section Times	0:57.63 (0:10.38)	0:47.24 [5] (0:10.63)	0:36.61 [6] (0:11.43)	0:25.18 [6] (0:12.10)	0:13.08 [7] (0:13.08)
Average Speed [km/h]	51.1	67.8	63.1	59.9	55.7
Top Speed [km/h]	68.3	69.3	67.1	62.1	59.2
Avg. Dist. to Rail [m]	2.8	1.1	0.7	3.1	4.6
Avg. Stride Freq. [Hz]	2.6	2.6	2.4	2.4	2.3
Avg. Stride Length [m]	6.1	7.4	7.4	7.1	7.0



[] Ranking at each section and finish
 -:-:- No data available at this section
 NA No data available

Horse/Jockey Name	Radio Waves/Aidan Holt
Finish Rank	8
Fastest Section Time (Section)	0:10.55 (800-600)
Top Speed [km/h] (Section)	69.3 (800-600)
Race State	Finished



Ladbrokes Cannon Park QLD

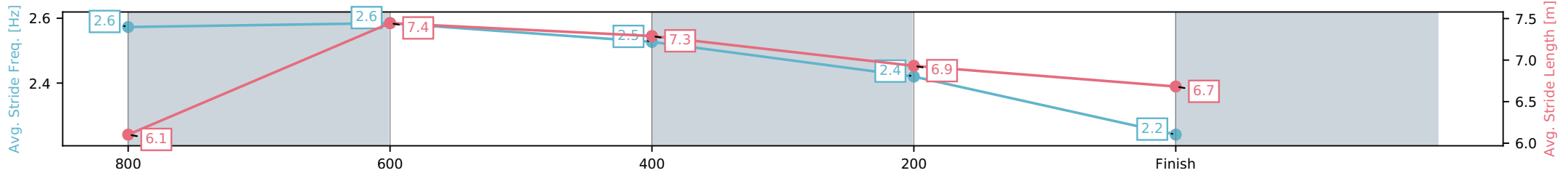
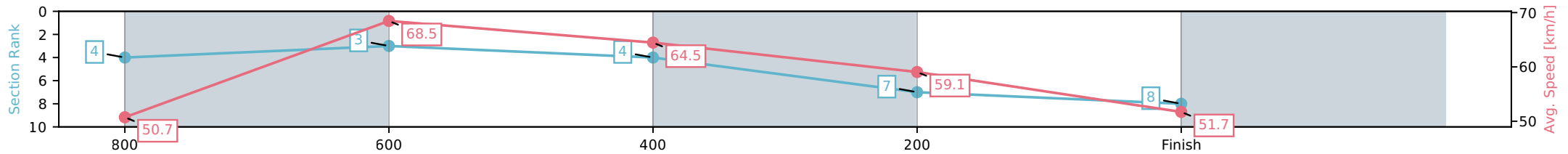
Race 3: ZENBOOK Maiden Plate (QTIS bonuses applicable 2&3YO's only) - 950m

09 April 2026 - 2:16PM

Track Rating: Soft 7, Weather: Fine, Rail Position: True Entire Circuit



Section	L950	L800	L600	L400	L200
Section Times	0:58.76 (0:10.44)	0:48.32 [3] (0:10.55)	0:37.77 [4] (0:11.33)	0:26.44 [7] (0:12.36)	0:14.08 [8] (0:14.08)
Average Speed [km/h]	50.7	68.5	64.5	59.1	51.7
Top Speed [km/h]	67.7	69.3	68.2	61.3	57.3
Avg. Dist. to Rail [m]	1.8	0.9	2.2	5.6	5.4
Avg. Stride Freq. [Hz]	2.6	2.6	2.5	2.4	2.2
Avg. Stride Length [m]	6.1	7.4	7.3	6.9	6.7



- [] Ranking at each section and finish
- :-:- No data available at this section
- NA No data available



Ladbrokes Cannon Park QLD -
 Race 4: MAYFAIR BUYERS AGENT OPEN Handicap - 1250m
 09 April 2026 - 2:47PM



Track Rating: Soft 7, Weather: Fine, Rail Position: True Entire Circuit

Field Times (Race Tempo) 1:14.42 (0:16.41) 0:58.01 (0:11.20) 0:46.82 (0:11.04) 0:35.78 (0:11.73) 0:24.05 (0:11.95) 0:12.10 (0:12.10)

Rank	TAB#	Horse	Overall Time	First 400m	Top Speed km/h (Section)	L1250	L1000	L800	L600	L400	L200		
	(BAR#)	Jockey	Margin (DT-W)	Last 600m	Fastest Section (Time)	Start - 1000	1000 - 800	800 - 600	600 - 400	400 - 200	200 - Finish		
1	2	Armour Force	1:14.42	0:25.30	65.9 (800-600)	1:14.42	0:57.53 [6]	0:46.27 [6]	0:35.18 [6]	0:23.66 [5]	0:12.02 [2]		
	(5)	Sean Cormack		0:35.19	800-600 (0:11.09)	(0:16.89)	(0:11.26)	(0:11.09)	(0:11.52)	(0:11.65)	(0:12.02)		
2	7	Colours Of Autumn	1:14.57	0:25.13	66.5 (1000-800)	1:14.57	0:57.85 [5]	0:46.59 [5]	0:35.50 [5]	0:23.87 [4]	0:12.01 [4]		
	(2)	Lacey Morrison	0.9L (-1)	0:35.51	800-600 (0:11.09)	(0:16.72)	(0:11.26)	(0:11.09)	(0:11.64)	(0:11.86)	(0:12.01)		
3	3	Choir Boy	1:14.75	0:24.92	67.0 (800-600)	1:14.75	0:58.26 [2]	0:46.98 [2]	0:35.88 [3]	0:24.18 [2]	0:12.32 [3]		
	(3)	Nathan Thomas	1.9L (+3)	0:35.88	800-600 (0:11.10)	(0:16.49)	(0:11.28)	(0:11.10)	(0:11.70)	(0:11.86)	(0:12.32)		
4	6	Olympic Korchnoi	1:15.15	0:24.83	67.5 (1000-800)	1:15.15	0:58.46 [3]	0:47.55 [1]	0:36.51 [1]	0:24.78 [1]	0:12.83 [1]		
	(6)	Krysten Swaffer	4.3L (+0)	0:36.51	1000-800 (0:10.92)	(0:16.69)	(0:10.92)	(0:11.04)	(0:11.73)	(0:11.95)	(0:12.83)		
5	4	Perovic	1:15.28	0:25.08	65.9 (800-600)	1:15.28	0:58.59 [4]	0:47.34 [4]	0:36.22 [4]	0:24.41 [6]	0:12.45 [5]		
	(4)	Wanderson D'Avila	5.0L (+3)	0:36.22	800-600 (0:11.12)	(0:16.69)	(0:11.25)	(0:11.12)	(0:11.81)	(0:11.96)	(0:12.45)		
6	5	Acclimatise	1:15.71	0:24.96	65.9 (800-600)	1:15.71	0:59.30 [1]	0:47.92 [3]	0:36.85 [2]	0:25.09 [3]	0:12.84 [6]		
	(1)	Rachel Shred	7.6L (-2)	0:36.84	800-600 (0:11.07)	(0:16.41)	(0:11.39)	(0:11.07)	(0:11.75)	(0:12.25)	(0:12.84)		

Scratched: Valenki (#1)

Report Created: Thu 09 April 2026

(Note: Races are conducted over an approximate distance as close as possible to the advertised distance, and recorded data may vary accordingly. Official times refer to race times only and do not include handicap times.)

[] Position in running at each section and finish TAB# Saddle cloth number
 -:-:- No data available at this section BAR# Barrier/Gate Position
 NA No data available DNF Did not finish
 DNT Did not track DT-W Distance travelled compared to winner in metres

[] Fastest split
 [■] Fastest section

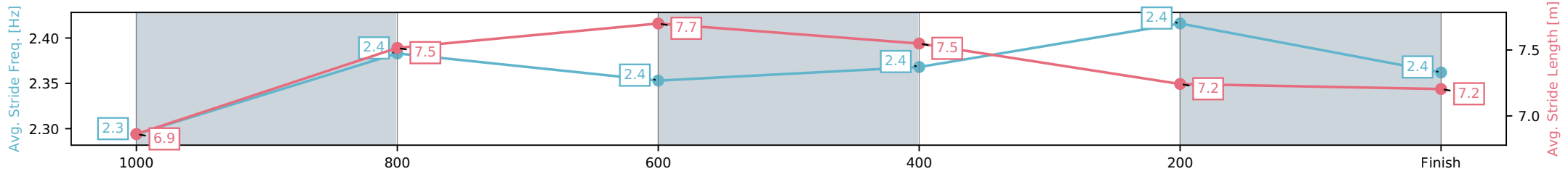
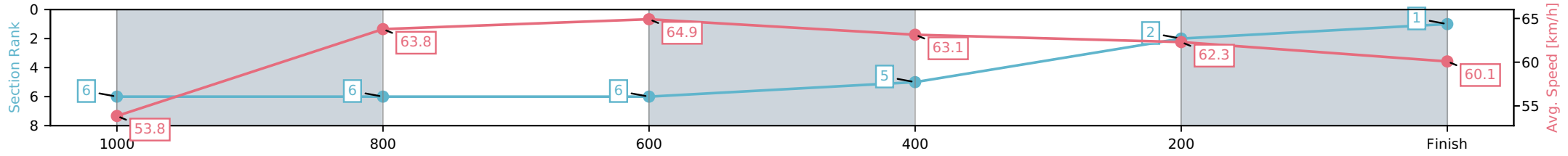
Horse/Jockey Name	Armour Force/Sean Cormack
Finish Rank	1
Fastest Section Time (Section)	0:11.09 (800-600)
Top Speed [km/h] (Section)	65.9 (800-600)
Race State	Finished



Ladbrokes Cannon Park QLD
 Race 4: MAYFAIR BUYERS AGENT OPEN Handicap - 1250m
 09 April 2026 - 2:47PM
 Track Rating: Soft 7, Weather: Fine, Rail Position: True Entire Circuit



Section	L1250	L1000	L800	L600	L400	L200
Section Times	1:14.42 (0:16.89)	0:57.53 [6] (0:11.26)	0:46.27 [6] (0:11.09)	0:35.18 [5] (0:11.52)	0:23.66 [2] (0:11.65)	0:12.02 [1] (0:12.02)
Average Speed [km/h]	53.8	63.8	64.9	63.1	62.3	60.1
Top Speed [km/h]	64.6	65.6	65.9	65.0	64.1	62.2
Avg. Dist. to Rail [m]	1.4	0.9	1.5	1.8	3.2	3.1
Avg. Stride Freq. [Hz]	2.3	2.4	2.4	2.4	2.4	2.4
Avg. Stride Length [m]	6.9	7.5	7.7	7.5	7.2	7.2



[] Ranking at each section and finish
 -.-.- No data available at this section
 NA No data available

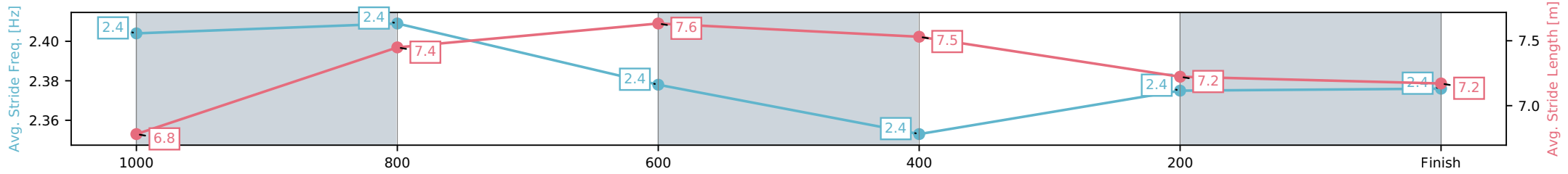
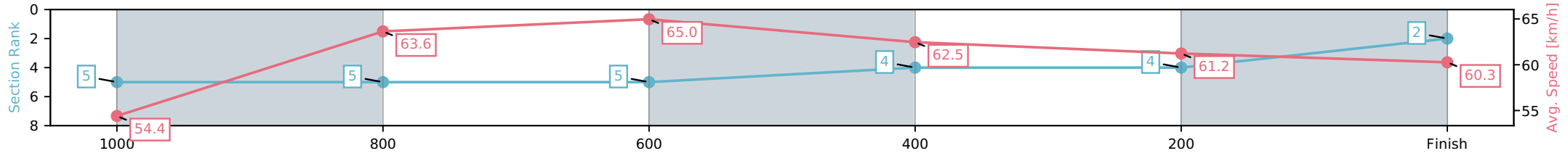
Horse/Jockey Name	Colours Of Autumn/Lacey Morrison
Finish Rank	2
Fastest Section Time (Section)	0:11.09 (800-600)
Top Speed [km/h] (Section)	66.5 (1000-800)
Race State	Finished



Ladbrokes Cannon Park QLD
 Race 4: MAYFAIR BUYERS AGENT OPEN Handicap - 1250m
 09 April 2026 - 2:47PM
 Track Rating: Soft 7, Weather: Fine, Rail Position: True Entire Circuit



Section	L1250	L1000	L800	L600	L400	L200
Section Times	1:14.57 (0:16.72)	0:57.85 [5] (0:11.26)	0:46.59 [5] (0:11.09)	0:35.50 [4] (0:11.64)	0:23.87 [4] (0:11.86)	0:12.01 [2] (0:12.01)
Average Speed [km/h]	54.4	63.6	65.0	62.5	61.2	60.3
Top Speed [km/h]	65.6	66.5	66.1	64.9	62.9	61.3
Avg. Dist. to Rail [m]	0.8	1.1	1.5	1.4	4.3	4.5
Avg. Stride Freq. [Hz]	2.4	2.4	2.4	2.4	2.4	2.4
Avg. Stride Length [m]	6.8	7.4	7.6	7.5	7.2	7.2



[] Ranking at each section and finish
 -:-:- No data available at this section
 NA No data available

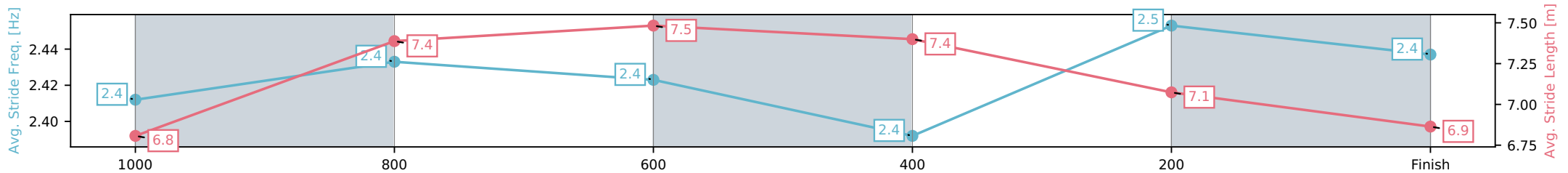
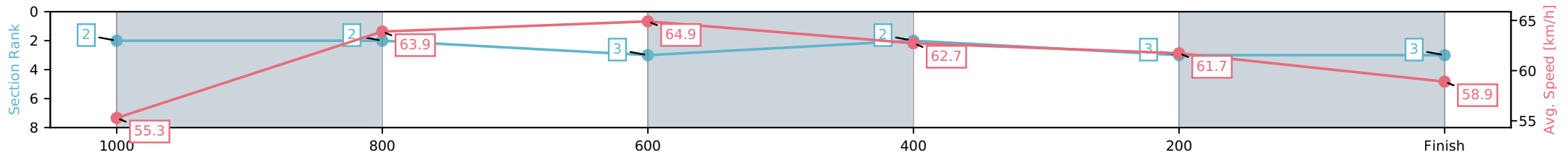
Horse/Jockey Name	Choir Boy/Nathan Thomas
Finish Rank	3
Fastest Section Time (Section)	0:11.10 (800-600)
Top Speed [km/h] (Section)	67.0 (800-600)
Race State	Finished



Ladbrokes Cannon Park QLD
 Race 4: MAYFAIR BUYERS AGENT OPEN Handicap - 1250m
 09 April 2026 - 2:47PM
 Track Rating: Soft 7, Weather: Fine, Rail Position: True Entire Circuit



Section	L1250	L1000	L800	L600	L400	L200
Section Times	1:14.75 (0:16.49)	0:58.26 [2] (0:11.28)	0:46.98 [3] (0:11.10)	0:35.88 [2] (0:11.70)	0:24.18 [3] (0:11.86)	0:12.32 [3] (0:12.32)
Average Speed [km/h]	55.3	63.9	64.9	62.7	61.7	58.9
Top Speed [km/h]	64.9	65.0	67.0	64.0	62.6	61.1
Avg. Dist. to Rail [m]	0.9	0.7	1.4	3.0	5.4	7.1
Avg. Stride Freq. [Hz]	2.4	2.4	2.4	2.4	2.5	2.4
Avg. Stride Length [m]	6.8	7.4	7.5	7.4	7.1	6.9



- [] Ranking at each section and finish
- :-:- No data available at this section
- NA No data available

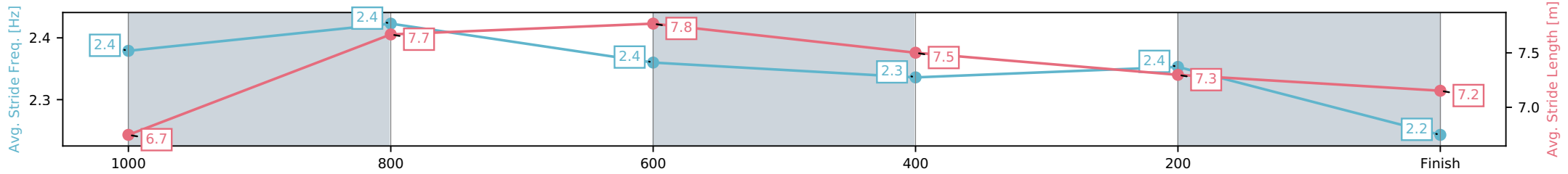
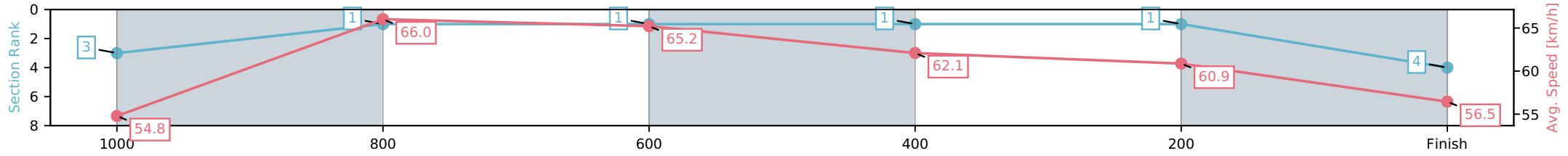
Horse/Jockey Name	Olympic Korchnoi/Krysten Swaffer
Finish Rank	4
Fastest Section Time (Section)	0:10.92 (1000-800)
Top Speed [km/h] (Section)	67.5 (1000-800)
Race State	Finished



Ladbrokes Cannon Park QLD
 Race 4: MAYFAIR BUYERS AGENT OPEN Handicap - 1250m
 09 April 2026 - 2:47PM
 Track Rating: Soft 7, Weather: Fine, Rail Position: True Entire Circuit



Section	L1250	L1000	L800	L600	L400	L200
Section Times	1:15.15 (0:16.69)	0:58.46 [1] (0:10.92)	0:47.55 [1] (0:11.04)	0:36.51 [1] (0:11.73)	0:24.78 [1] (0:11.95)	0:12.83 [4] (0:12.83)
Average Speed [km/h]	54.8	66.0	65.2	62.1	60.9	56.5
Top Speed [km/h]	66.8	67.5	66.4	63.8	61.7	59.0
Avg. Dist. to Rail [m]	2.7	0.6	0.9	1.8	3.6	3.8
Avg. Stride Freq. [Hz]	2.4	2.4	2.4	2.3	2.4	2.2
Avg. Stride Length [m]	6.7	7.7	7.8	7.5	7.3	7.2



[] Ranking at each section and finish
 -:-:- No data available at this section
 NA No data available

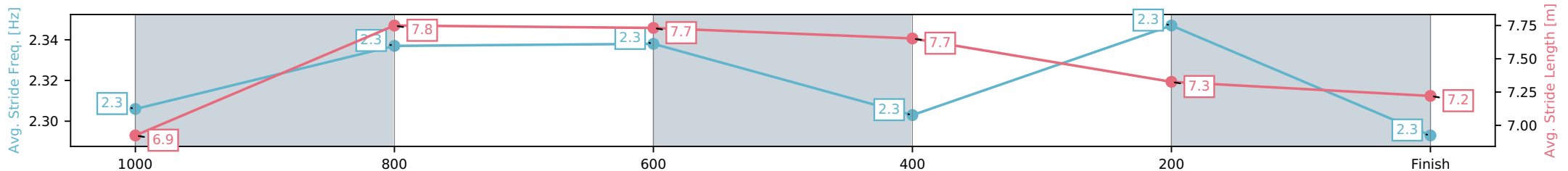
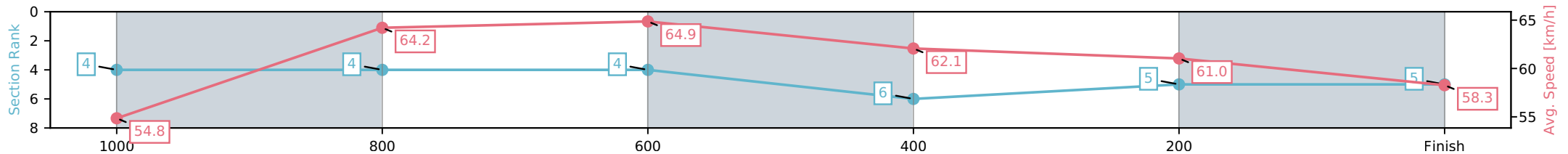
Horse/Jockey Name	Perovic/Wanderson D'Avila
Finish Rank	5
Fastest Section Time (Section)	0:11.12 (800-600)
Top Speed [km/h] (Section)	65.9 (800-600)
Race State	Finished



Ladbrokes Cannon Park QLD
 Race 4: MAYFAIR BUYERS AGENT OPEN Handicap - 1250m
 09 April 2026 - 2:47PM
 Track Rating: Soft 7, Weather: Fine, Rail Position: True Entire Circuit



Section	L1250	L1000	L800	L600	L400	L200
Section Times	1:15.28 (0:16.69)	0:58.59 [4] (0:11.25)	0:47.34 [4] (0:11.12)	0:36.22 [6] (0:11.81)	0:24.41 [5] (0:11.96)	0:12.45 [5] (0:12.45)
Average Speed [km/h]	54.8	64.2	64.9	62.1	61.0	58.3
Top Speed [km/h]	65.6	65.5	65.9	64.4	62.4	61.1
Avg. Dist. to Rail [m]	1.5	1.0	2.2	3.0	6.1	8.1
Avg. Stride Freq. [Hz]	2.3	2.3	2.3	2.3	2.3	2.3
Avg. Stride Length [m]	6.9	7.8	7.7	7.7	7.3	7.2



- [] Ranking at each section and finish
- :-:- No data available at this section
- NA No data available

Horse/Jockey Name	Acclimatiser/Rachel Shred
Finish Rank	6
Fastest Section Time (Section)	0:11.07 (800-600)
Top Speed [km/h] (Section)	65.9 (800-600)
Race State	Finished



Ladbrokes Cannon Park QLD

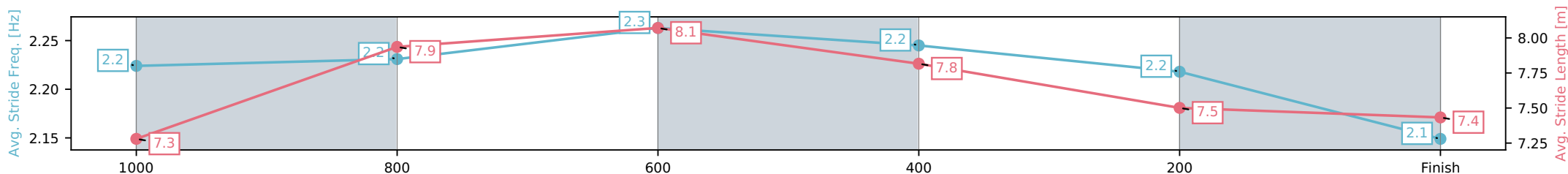
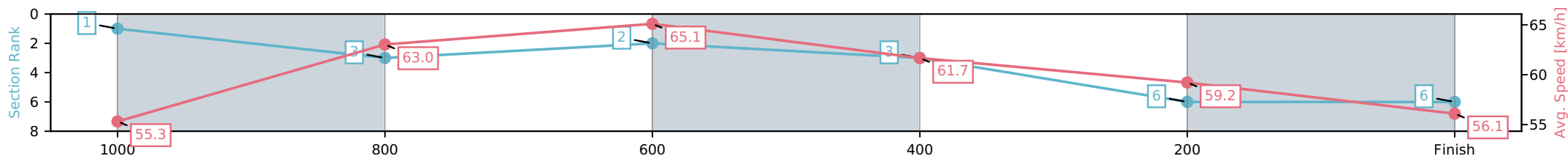
Race 4: MAYFAIR BUYERS AGENT OPEN Handicap - 1250m

09 April 2026 - 2:47PM

Track Rating: Soft 7, Weather: Fine, Rail Position: True Entire Circuit



Section	L1250	L1000	L800	L600	L400	L200
Section Times	1:15.71 (0:16.41)	0:59.30 [3] (0:11.39)	0:47.92 [2] (0:11.07)	0:36.85 [3] (0:11.75)	0:25.09 [6] (0:12.25)	0:12.84 [6] (0:12.84)
Average Speed [km/h]	55.3	63.0	65.1	61.7	59.2	56.1
Top Speed [km/h]	65.2	64.4	65.9	64.4	59.8	59.2
Avg. Dist. to Rail [m]	1.2	0.8	1.5	1.2	3.3	4.3
Avg. Stride Freq. [Hz]	2.2	2.2	2.3	2.2	2.2	2.1
Avg. Stride Length [m]	7.3	7.9	8.1	7.8	7.5	7.4



- [] Ranking at each section and finish
- :-:- No data available at this section
- NA No data available

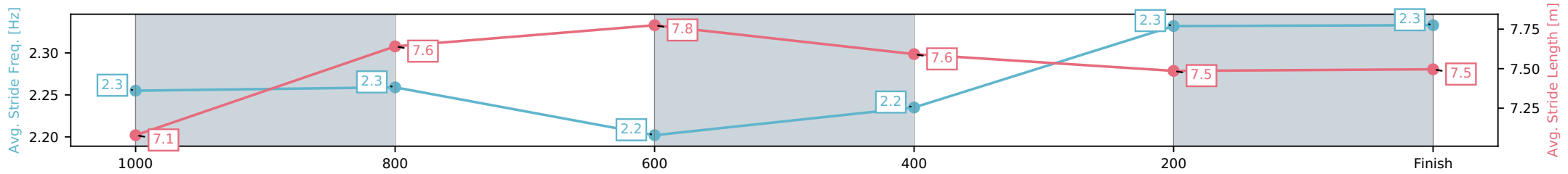
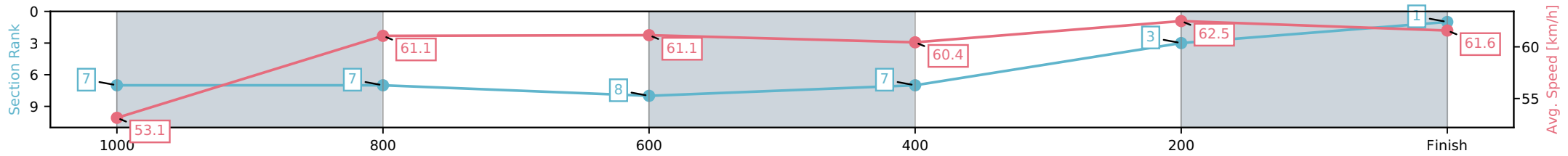
Horse/Jockey Name	Thirteen Under/Lacey Morrison
Finish Rank	1
Fastest Section Time (Section)	0:11.62 (400-200)
Top Speed [km/h] (Section)	64.0 (400-200)
Race State	Finished



Ladbrokes Cannon Park QLD
 Race 5: DENTAL ON MARTYN BENCHMARK 60 Handicap - 1250m
 09 April 2026 - 3:28PM
 Track Rating: Soft 7, Weather: Fine, Rail Position: True Entire Circuit



Section	L1250	L1000	L800	L600	L400	L200
Section Times	1:15.80 (0:17.02)	0:58.78 [7] (0:11.62)	0:47.16 [8] (0:11.78)	0:35.38 [7] (0:12.03)	0:23.35 [3] (0:11.62)	0:11.74 [1] (0:11.74)
Average Speed [km/h]	53.1	61.1	61.1	60.4	62.5	61.6
Top Speed [km/h]	62.8	62.4	62.0	61.2	64.0	63.9
Avg. Dist. to Rail [m]	2.3	1.9	0.4	1.3	3.4	2.8
Avg. Stride Freq. [Hz]	2.3	2.3	2.2	2.2	2.3	2.3
Avg. Stride Length [m]	7.1	7.6	7.8	7.6	7.5	7.5



[] Ranking at each section and finish
 -:-:- No data available at this section
 NA No data available

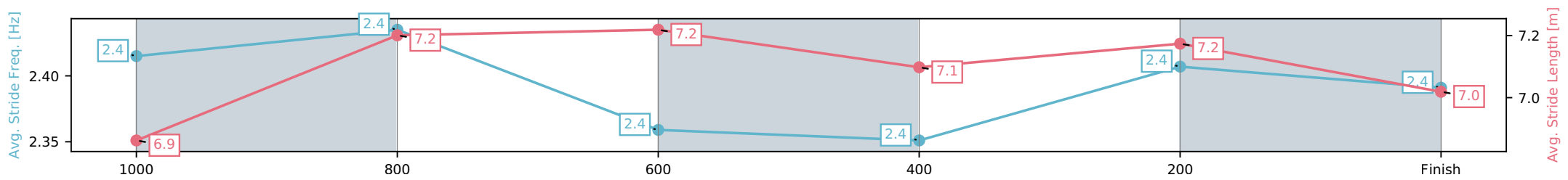
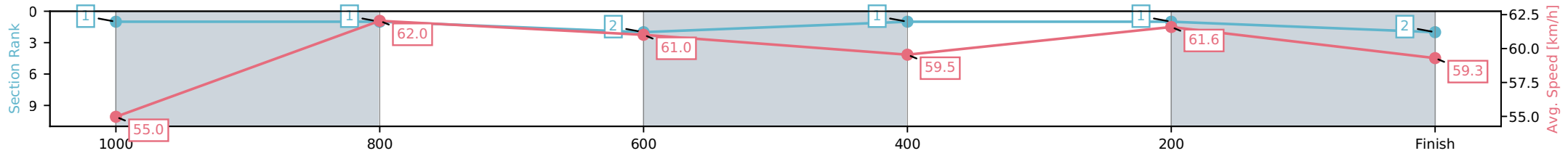
Horse/Jockey Name	La Mano/Chelsea Jokic
Finish Rank	2
Fastest Section Time (Section)	0:11.50 (1000-800)
Top Speed [km/h] (Section)	64.5 (1250 - 1000)
Race State	Finished



Ladbrokes Cannon Park QLD
 Race 5: DENTAL ON MARTYN BENCHMARK 60 Handicap - 1250m
 09 April 2026 - 3:28PM
 Track Rating: Soft 7, Weather: Fine, Rail Position: True Entire Circuit



Section	L1250	L1000	L800	L600	L400	L200
Section Times	1:15.98 (0:16.47)	0:59.51 [1] (0:11.50)	0:48.01 [2] (0:11.80)	0:36.20 [1] (0:12.22)	0:23.99 [1] (0:11.82)	0:12.17 [2] (0:12.17)
Average Speed [km/h]	55.0	62.0	61.0	59.5	61.6	59.3
Top Speed [km/h]	64.5	64.5	62.0	60.8	62.6	60.5
Avg. Dist. to Rail [m]	1.7	1.1	0.4	1.6	4.9	4.7
Avg. Stride Freq. [Hz]	2.4	2.4	2.4	2.4	2.4	2.4
Avg. Stride Length [m]	6.9	7.2	7.2	7.1	7.2	7.0



[] Ranking at each section and finish
 -:-:- No data available at this section
 NA No data available

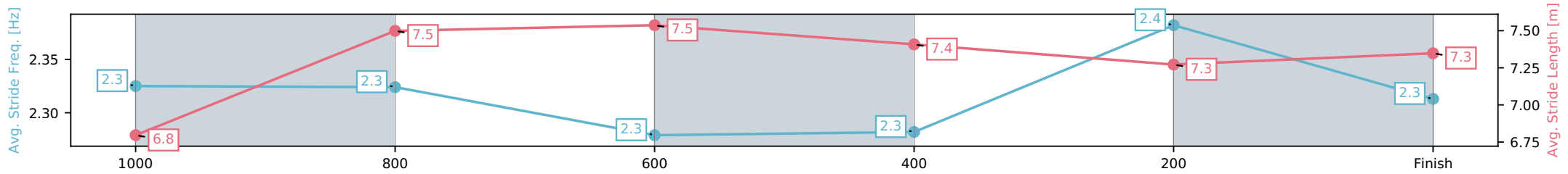
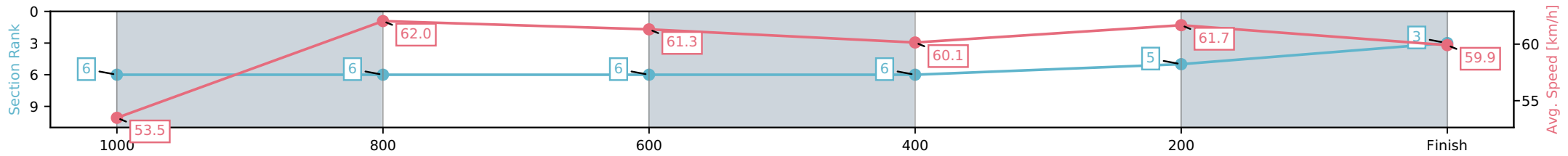
Horse/Jockey Name	Skogafoss/Aidan Holt
Finish Rank	3
Fastest Section Time (Section)	0:11.56 (1000-800)
Top Speed [km/h] (Section)	63.5 (1000-800)
Race State	Finished



Ladbrokes Cannon Park QLD
 Race 5: DENTAL ON MARTYN BENCHMARK 60 Handicap - 1250m
 09 April 2026 - 3:28PM
 Track Rating: Soft 7, Weather: Fine, Rail Position: True Entire Circuit



Section	L1250	L1000	L800	L600	L400	L200
Section Times	1:16.18 (0:17.01)	0:59.17 [6] (0:11.56)	0:47.61 [6] (0:11.75)	0:35.87 [6] (0:12.13)	0:23.74 [5] (0:11.81)	0:11.92 [3] (0:11.92)
Average Speed [km/h]	53.5	62.0	61.3	60.1	61.7	59.9
Top Speed [km/h]	63.4	63.5	62.1	61.5	62.8	61.3
Avg. Dist. to Rail [m]	2.5	1.0	1.3	2.0	5.2	6.7
Avg. Stride Freq. [Hz]	2.3	2.3	2.3	2.3	2.4	2.3
Avg. Stride Length [m]	6.8	7.5	7.5	7.4	7.3	7.3



[] Ranking at each section and finish
 -:-:- No data available at this section
 NA No data available

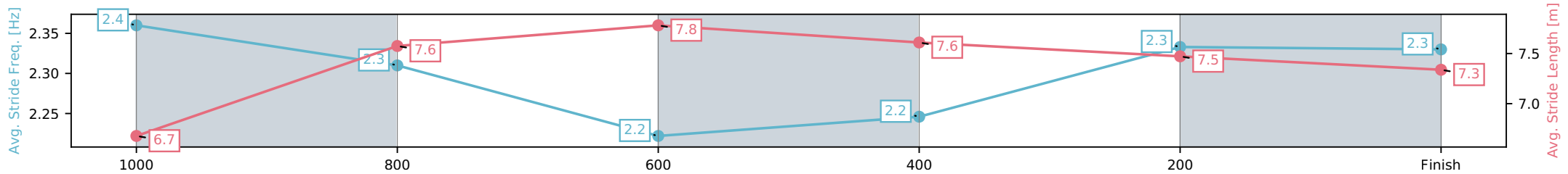
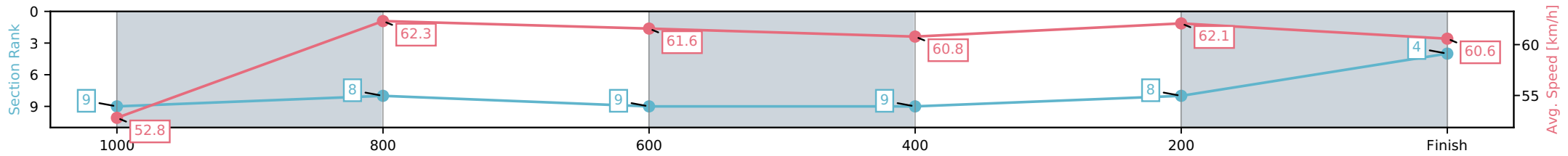
Horse/Jockey Name	Alabama Moonlight/Krysten Swaffer
Finish Rank	4
Fastest Section Time (Section)	0:11.52 (1000-800)
Top Speed [km/h] (Section)	63.7 (1000-800)
Race State	Finished



Ladbrokes Cannon Park QLD
 Race 5: DENTAL ON MARTYN BENCHMARK 60 Handicap - 1250m
 09 April 2026 - 3:28PM
 Track Rating: Soft 7, Weather: Fine, Rail Position: True Entire Circuit



Section	L1250	L1000	L800	L600	L400	L200
Section Times	1:16.24 (0:17.30)	0:58.94 [8] (0:11.52)	0:47.42 [9] (0:11.72)	0:35.70 [9] (0:12.06)	0:23.64 [8] (0:11.79)	0:11.85 [4] (0:11.85)
Average Speed [km/h]	52.8	62.3	61.6	60.8	62.1	60.6
Top Speed [km/h]	63.3	63.7	62.8	61.6	62.9	61.4
Avg. Dist. to Rail [m]	3.9	0.7	1.4	2.9	5.9	7.6
Avg. Stride Freq. [Hz]	2.4	2.3	2.2	2.2	2.3	2.3
Avg. Stride Length [m]	6.7	7.6	7.8	7.6	7.5	7.3



[] Ranking at each section and finish
 -.-.- No data available at this section
 NA No data available

Horse/Jockey Name	Golden Octavian/Ryan Wiggins
Finish Rank	5
Fastest Section Time (Section)	0:11.61 (1000-800)
Top Speed [km/h] (Section)	63.4 (1250 - 1000)
Race State	Finished



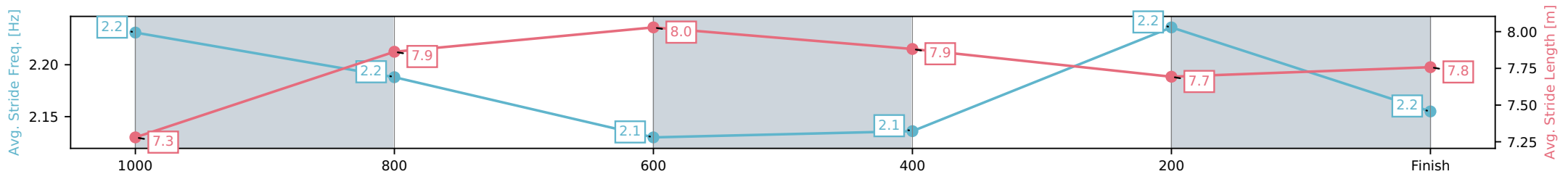
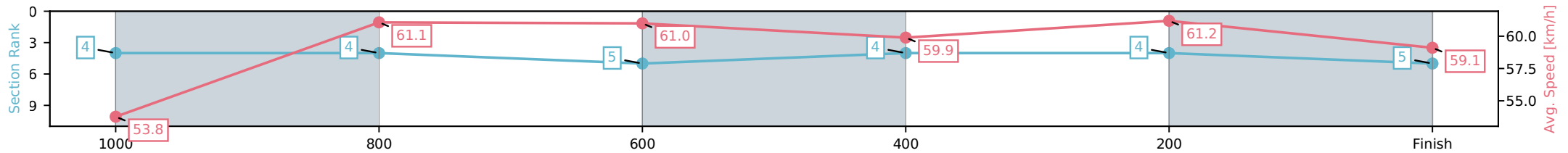
Ladbrokes Cannon Park QLD
 Race 5: DENTAL ON MARTYN BENCHMARK 60 Handicap - 1250m

09 April 2026 - 3:28PM

Track Rating: Soft 7, Weather: Fine, Rail Position: True Entire Circuit



Section	L1250	L1000	L800	L600	L400	L200
Section Times	1:16.27 (0:16.78)	0:59.50 [4] (0:11.61)	0:47.88 [5] (0:11.81)	0:36.08 [4] (0:12.08)	0:24.00 [4] (0:11.81)	0:12.19 [5] (0:12.19)
Average Speed [km/h]	53.8	61.1	61.0	59.9	61.2	59.1
Top Speed [km/h]	63.4	61.6	61.5	61.4	62.2	60.5
Avg. Dist. to Rail [m]	1.5	2.0	0.3	0.7	2.6	3.4
Avg. Stride Freq. [Hz]	2.2	2.2	2.1	2.1	2.2	2.2
Avg. Stride Length [m]	7.3	7.9	8.0	7.9	7.7	7.8



- [] Ranking at each section and finish
- :-:- No data available at this section
- NA No data available

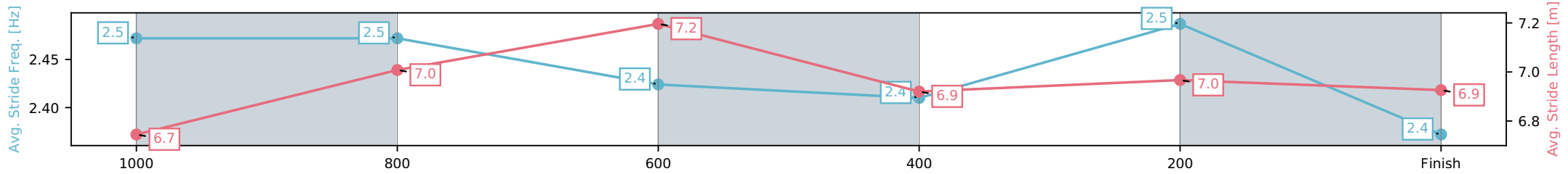
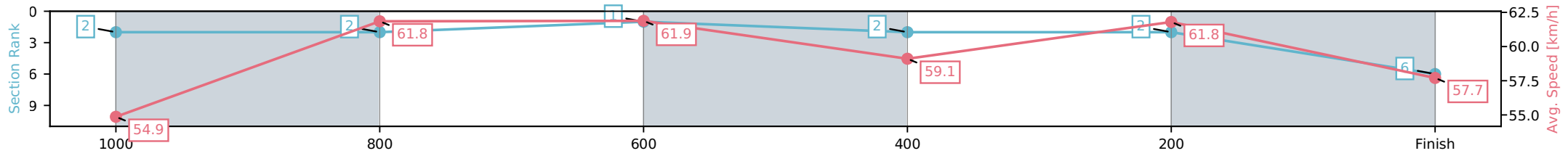
Horse/Jockey Name	Kitema/Shohei Kaya
Finish Rank	6
Fastest Section Time (Section)	0:11.53 (1000-800)
Top Speed [km/h] (Section)	64.5 (1250 - 1000)
Race State	Finished



Ladbrokes Cannon Park QLD
 Race 5: DENTAL ON MARTYN BENCHMARK 60 Handicap - 1250m
 09 April 2026 - 3:28PM
 Track Rating: Soft 7, Weather: Fine, Rail Position: True Entire Circuit



Section	L1250	L1000	L800	L600	L400	L200
Section Times	1:16.55 (0:16.53)	1:00.02 [2] (0:11.53)	0:48.49 [1] (0:11.64)	0:36.85 [2] (0:12.42)	0:24.43 [2] (0:11.83)	0:12.60 [6] (0:12.60)
Average Speed [km/h]	54.9	61.8	61.9	59.1	61.8	57.7
Top Speed [km/h]	64.5	63.7	63.6	61.0	62.7	60.9
Avg. Dist. to Rail [m]	1.8	1.9	1.7	2.5	6.4	6.3
Avg. Stride Freq. [Hz]	2.5	2.5	2.4	2.4	2.5	2.4
Avg. Stride Length [m]	6.7	7.0	7.2	6.9	7.0	6.9



[] Ranking at each section and finish
 -:-:- No data available at this section
 NA No data available

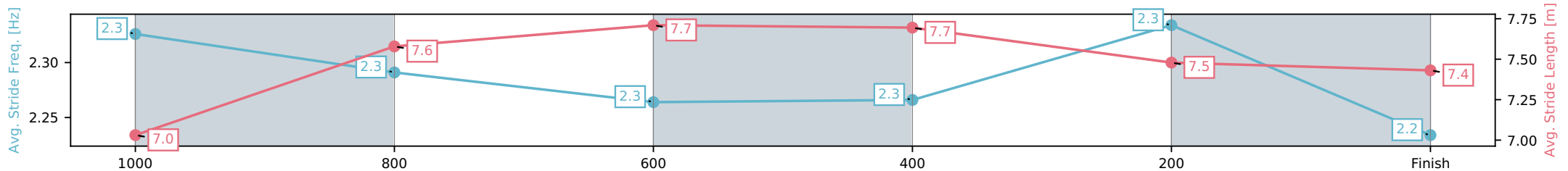
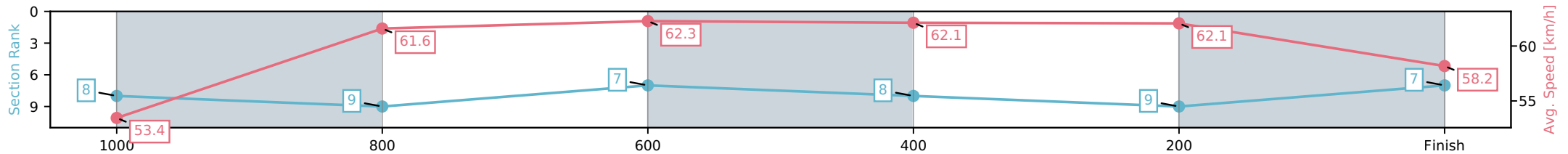
Horse/Jockey Name	Eclipse/Lauren Guernier
Finish Rank	7
Fastest Section Time (Section)	0:11.56 (800-600)
Top Speed [km/h] (Section)	64.4 (1250 - 1000)
Race State	Finished



Ladbrokes Cannon Park QLD
 Race 5: DENTAL ON MARTYN BENCHMARK 60 Handicap - 1250m
 09 April 2026 - 3:28PM
 Track Rating: Soft 7, Weather: Fine, Rail Position: True Entire Circuit



Section	L1250	L1000	L800	L600	L400	L200
Section Times	1:16.70 (0:17.08)	0:59.62 [9] (0:11.75)	0:47.87 [7] (0:11.56)	0:36.31 [8] (0:12.07)	0:24.24 [9] (0:11.93)	0:12.31 [7] (0:12.31)
Average Speed [km/h]	53.4	61.6	62.3	62.1	62.1	58.2
Top Speed [km/h]	64.4	62.7	63.5	63.1	63.3	61.3
Avg. Dist. to Rail [m]	3.1	1.6	4.3	6.4	11.0	12.9
Avg. Stride Freq. [Hz]	2.3	2.3	2.3	2.3	2.3	2.2
Avg. Stride Length [m]	7.0	7.6	7.7	7.7	7.5	7.4



[] Ranking at each section and finish
 -:-:- No data available at this section
 NA No data available

Horse/Jockey Name	Swatow/Sean Cormack
Finish Rank	8
Fastest Section Time (Section)	0:11.59 (1000-800)
Top Speed [km/h] (Section)	63.3 (400-200)
Race State	Finished



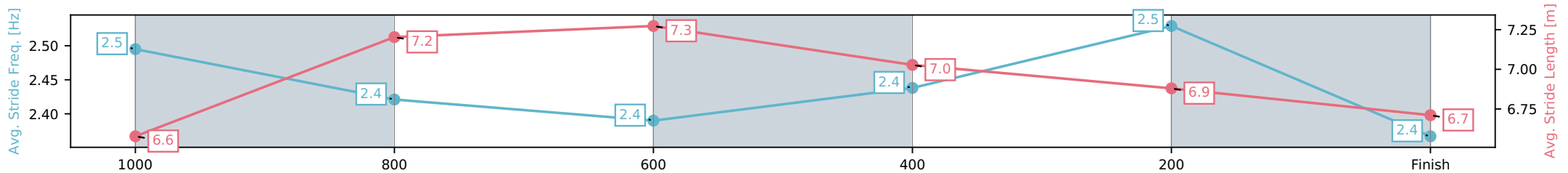
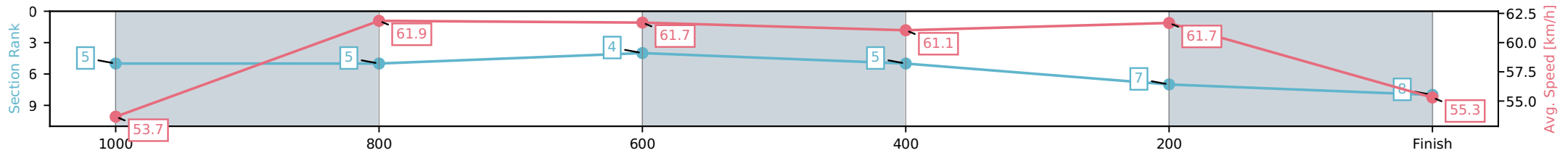
Ladbrokes Cannon Park QLD
 Race 5: DENTAL ON MARTYN BENCHMARK 60 Handicap - 1250m

09 April 2026 - 3:28PM

Track Rating: Soft 7, Weather: Fine, Rail Position: True Entire Circuit



Section	L1250	L1000	L800	L600	L400	L200
Section Times	1:17.31 (0:16.91)	1:00.40 [5] (0:11.59)	0:48.81 [4] (0:11.67)	0:37.14 [5] (0:12.20)	0:24.94 [7] (0:12.01)	0:12.93 [8] (0:12.93)
Average Speed [km/h]	53.7	61.9	61.7	61.1	61.7	55.3
Top Speed [km/h]	63.0	62.5	62.8	62.4	63.3	60.5
Avg. Dist. to Rail [m]	2.1	1.5	2.5	5.0	11.2	13.2
Avg. Stride Freq. [Hz]	2.5	2.4	2.4	2.4	2.5	2.4
Avg. Stride Length [m]	6.6	7.2	7.3	7.0	6.9	6.7



- [] Ranking at each section and finish
- :-:- No data available at this section
- NA No data available

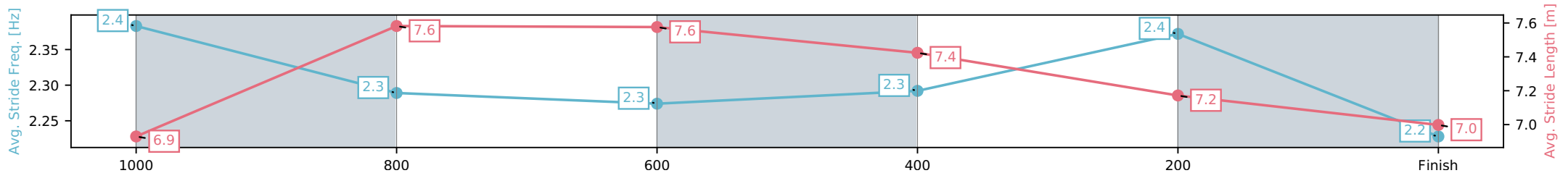
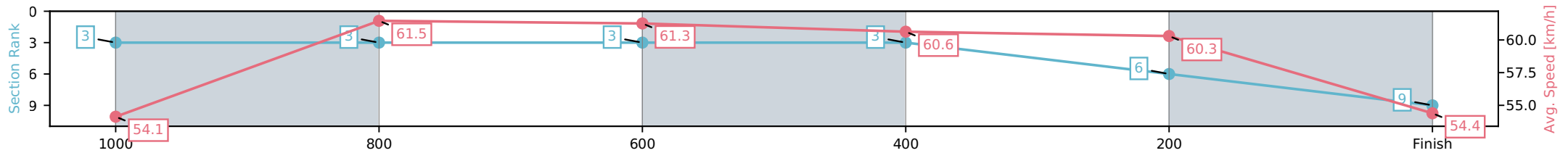
Horse/Jockey Name	Attentive/Nathan Thomas
Finish Rank	9
Fastest Section Time (Section)	0:11.62 (1000-800)
Top Speed [km/h] (Section)	63.9 (1250 - 1000)
Race State	Finished



Ladbrokes Cannon Park QLD
 Race 5: DENTAL ON MARTYN BENCHMARK 60 Handicap - 1250m
 09 April 2026 - 3:28PM
 Track Rating: Soft 7, Weather: Fine, Rail Position: True Entire Circuit



Section	L1250	L1000	L800	L600	L400	L200
Section Times	1:17.64 (0:16.75)	1:00.89 [3] (0:11.62)	0:49.28 [3] (0:11.74)	0:37.53 [3] (0:12.11)	0:25.42 [6] (0:12.17)	0:13.26 [9] (0:13.26)
Average Speed [km/h]	54.1	61.5	61.3	60.6	60.3	54.4
Top Speed [km/h]	63.9	62.6	61.7	61.6	61.1	59.5
Avg. Dist. to Rail [m]	2.2	1.6	1.6	2.9	7.1	7.2
Avg. Stride Freq. [Hz]	2.4	2.3	2.3	2.3	2.4	2.2
Avg. Stride Length [m]	6.9	7.6	7.6	7.4	7.2	7.0



[] Ranking at each section and finish
 -:-:- No data available at this section
 NA No data available

Horse/Jockey Name	Fools Play/Lacey Morrison
Finish Rank	1
Fastest Section Time (Section)	0:11.10 (1000-800)
Top Speed [km/h] (Section)	66.9 (1250 - 1000)
Race State	Finished



Ladbrokes Cannon Park QLD

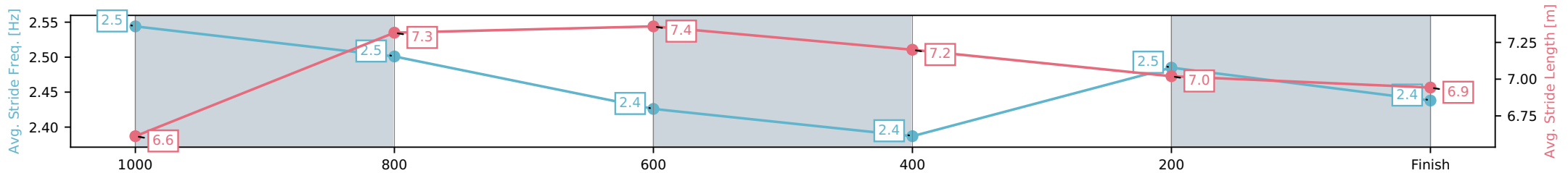
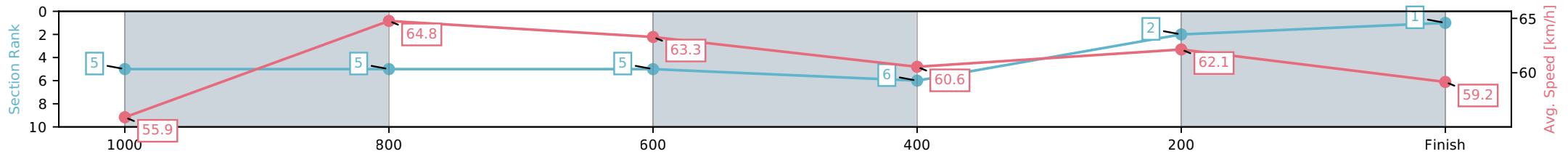
Race 6: LADBROKES HOSTED POTS Class 1 Handicap - 1250m

09 April 2026 - 4:04PM

Track Rating: Soft 7, Weather: Fine, Rail Position: True Entire Circuit



Section	L1250	L1000	L800	L600	L400	L200
Section Times	1:14.78 (0:16.29)	0:58.49 [5] (0:11.10)	0:47.39 [5] (0:11.38)	0:36.01 [6] (0:12.10)	0:23.91 [2] (0:11.72)	0:12.20 [1] (0:12.20)
Average Speed [km/h]	55.9	64.8	63.3	60.6	62.1	59.2
Top Speed [km/h]	66.9	65.7	63.9	63.1	64.1	61.8
Avg. Dist. to Rail [m]	1.3	0.6	1.7	2.7	5.1	7.4
Avg. Stride Freq. [Hz]	2.5	2.5	2.4	2.4	2.5	2.4
Avg. Stride Length [m]	6.6	7.3	7.4	7.2	7.0	6.9



- [] Ranking at each section and finish
- :-:- No data available at this section
- NA No data available

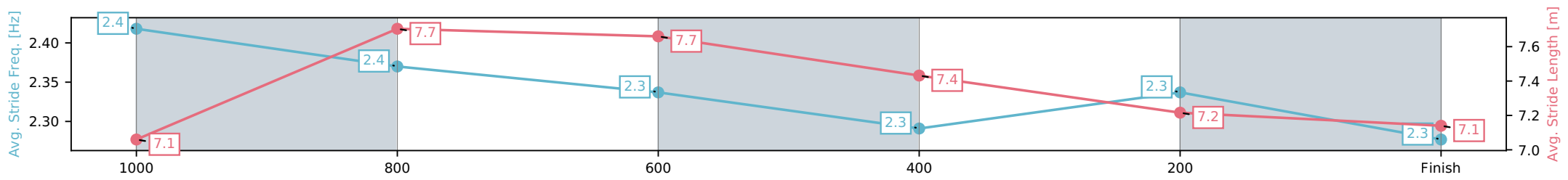
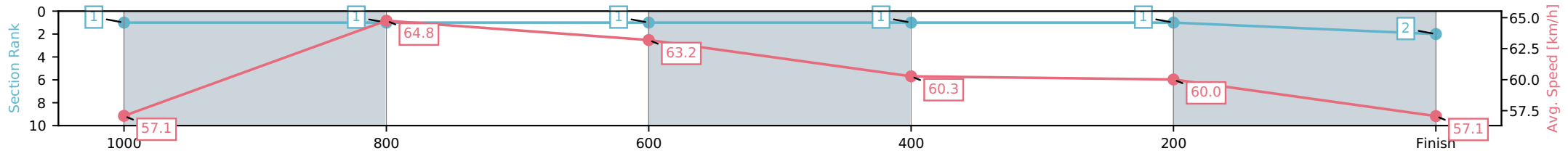
Horse/Jockey Name	Parch/Tasha Chambers
Finish Rank	2
Fastest Section Time (Section)	0:10.99 (1000-800)
Top Speed [km/h] (Section)	67.8 (1250 - 1000)
Race State	Finished



Ladbroke's Cannon Park QLD
 Race 6: LADBROKES HOSTED POTS Class 1 Handicap - 1250m
 09 April 2026 - 4:04PM
 Track Rating: Soft 7, Weather: Fine, Rail Position: True Entire Circuit



Section	L1250	L1000	L800	L600	L400	L200
Section Times	1:14.90 (0:15.90)	0:59.00 [1] (0:10.99)	0:48.01 [1] (0:11.38)	0:36.63 [1] (0:11.95)	0:24.68 [1] (0:12.04)	0:12.64 [2] (0:12.64)
Average Speed [km/h]	57.1	64.8	63.2	60.3	60.0	57.1
Top Speed [km/h]	67.8	67.2	64.7	61.7	61.2	60.1
Avg. Dist. to Rail [m]	4.0	1.7	0.4	0.4	1.2	1.8
Avg. Stride Freq. [Hz]	2.4	2.4	2.3	2.3	2.3	2.3
Avg. Stride Length [m]	7.1	7.7	7.7	7.4	7.2	7.1



[] Ranking at each section and finish
 -:-:- No data available at this section
 NA No data available

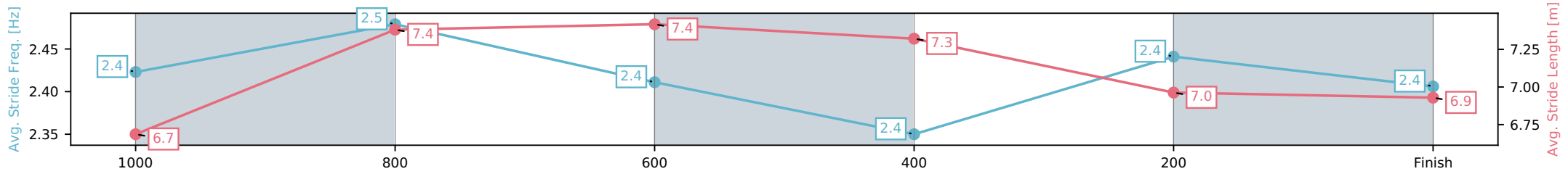
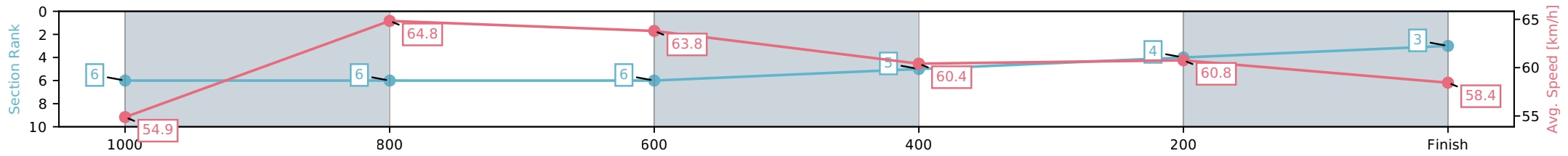
Horse/Jockey Name	Kirikan/Ryan Wiggins
Finish Rank	3
Fastest Section Time (Section)	0:11.02 (1000-800)
Top Speed [km/h] (Section)	65.7 (1000-800)
Race State	Finished



Ladbrokes Cannon Park QLD
 Race 6: LADBROKES HOSTED POTS Class 1 Handicap - 1250m
 09 April 2026 - 4:04PM
 Track Rating: Soft 7, Weather: Fine, Rail Position: True Entire Circuit



Section	L1250	L1000	L800	L600	L400	L200
Section Times	1:15.08 (0:16.51)	0:58.57 [6] (0:11.02)	0:47.55 [6] (0:11.30)	0:36.26 [5] (0:12.02)	0:24.24 [4] (0:11.91)	0:12.33 [3] (0:12.33)
Average Speed [km/h]	54.9	64.8	63.8	60.4	60.8	58.4
Top Speed [km/h]	65.3	65.7	64.5	63.5	62.2	61.9
Avg. Dist. to Rail [m]	0.8	1.2	1.0	1.2	2.2	3.4
Avg. Stride Freq. [Hz]	2.4	2.5	2.4	2.4	2.4	2.4
Avg. Stride Length [m]	6.7	7.4	7.4	7.3	7.0	6.9



Report Created: Thu 09 April 2026 (Note: Timing is based on positional data)

[] Ranking at each section and finish
 -:-:- No data available at this section
 NA No data available

Horse/Jockey Name	Tsunami/Lauren Guernier
Finish Rank	4
Fastest Section Time (Section)	0:10.91 (1000-800)
Top Speed [km/h] (Section)	68.6 (1250 - 1000)
Race State	Finished



Ladbrokes Cannon Park QLD

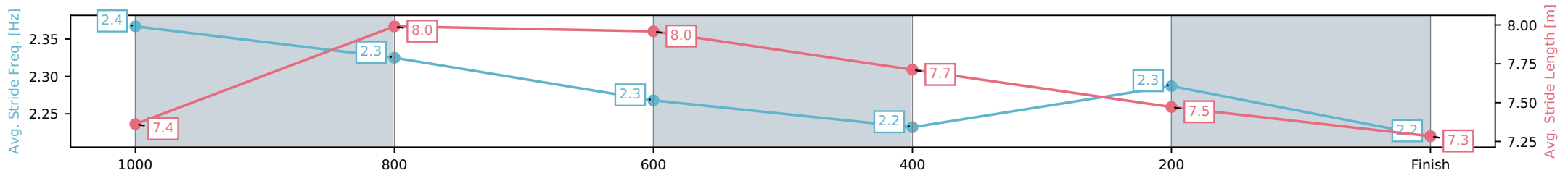
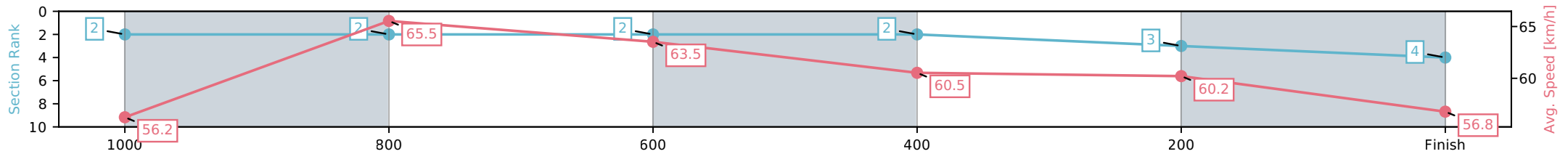
Race 6: LADBROKES HOSTED POTS Class 1 Handicap - 1250m

09 April 2026 - 4:04PM

Track Rating: Soft 7, Weather: Fine, Rail Position: True Entire Circuit



Section	L1250	L1000	L800	L600	L400	L200
Section Times	1:15.16 (0:16.14)	0:59.02 [2] (0:10.91)	0:48.11 [2] (0:11.35)	0:36.76 [2] (0:12.11)	0:24.65 [3] (0:12.10)	0:12.55 [4] (0:12.55)
Average Speed [km/h]	56.2	65.5	63.5	60.5	60.2	56.8
Top Speed [km/h]	68.6	67.0	65.7	62.6	61.2	59.2
Avg. Dist. to Rail [m]	2.2	1.1	2.0	2.8	5.7	5.8
Avg. Stride Freq. [Hz]	2.4	2.3	2.3	2.2	2.3	2.2
Avg. Stride Length [m]	7.4	8.0	8.0	7.7	7.5	7.3



- [] Ranking at each section and finish
- :-:- No data available at this section
- NA No data available

Horse/Jockey Name	Geraldine's Wish/Krysten Swaffer
Finish Rank	5
Fastest Section Time (Section)	0:11.00 (1000-800)
Top Speed [km/h] (Section)	66.0 (1000-800)
Race State	Finished



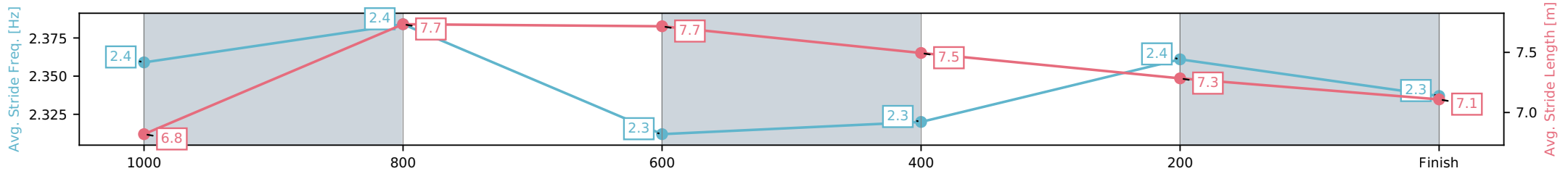
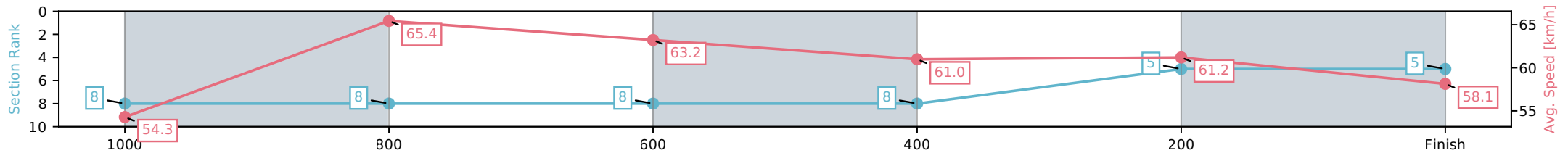
Ladbrokes Cannon Park QLD
 Race 6: LADBROKES HOSTED POTS Class 1 Handicap - 1250m

09 April 2026 - 4:04PM



Track Rating: Soft 7, Weather: Fine, Rail Position: True Entire Circuit

Section	L1250	L1000	L800	L600	L400	L200
Section Times	1:15.35 (0:16.74)	0:58.61 [8] (0:11.00)	0:47.61 [8] (0:11.41)	0:36.20 [8] (0:11.91)	0:24.30 [5] (0:11.89)	0:12.40 [5] (0:12.40)
Average Speed [km/h]	54.3	65.4	63.2	61.0	61.2	58.1
Top Speed [km/h]	65.8	66.0	64.8	63.5	62.1	61.3
Avg. Dist. to Rail [m]	1.4	0.7	0.9	1.4	3.5	2.9
Avg. Stride Freq. [Hz]	2.4	2.4	2.3	2.3	2.4	2.3
Avg. Stride Length [m]	6.8	7.7	7.7	7.5	7.3	7.1



- [] Ranking at each section and finish
- :-:- No data available at this section
- NA No data available

Horse/Jockey Name	First Man/Aidan Holt
Finish Rank	6
Fastest Section Time (Section)	0:11.10 (1000-800)
Top Speed [km/h] (Section)	66.1 (1250 - 1000)
Race State	Finished



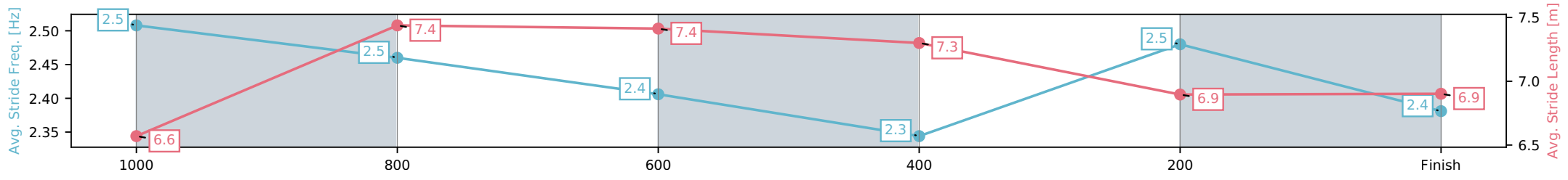
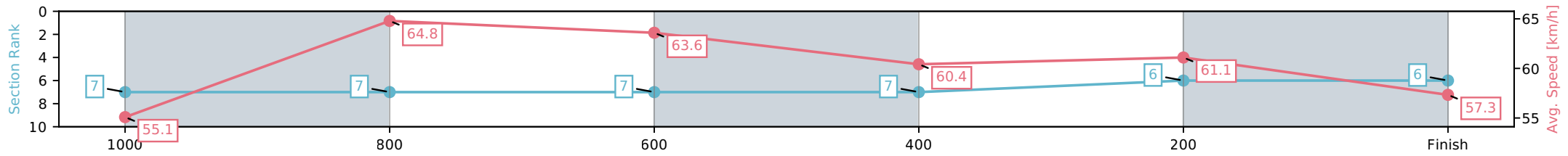
Ladbrokes Cannon Park QLD
 Race 6: LADBROKES HOSTED POTS Class 1 Handicap - 1250m



09 April 2026 - 4:04PM

Track Rating: Soft 7, Weather: Fine, Rail Position: True Entire Circuit

Section	L1250	L1000	L800	L600	L400	L200
Section Times	1:15.46 (0:16.52)	0:58.94 [7] (0:11.10)	0:47.84 [7] (0:11.33)	0:36.52 [7] (0:12.08)	0:24.44 [6] (0:11.94)	0:12.50 [6] (0:12.50)
Average Speed [km/h]	55.1	64.8	63.6	60.4	61.1	57.3
Top Speed [km/h]	66.1	65.8	65.3	64.5	62.6	62.2
Avg. Dist. to Rail [m]	1.7	0.7	1.0	2.3	5.2	4.8
Avg. Stride Freq. [Hz]	2.5	2.5	2.4	2.3	2.5	2.4
Avg. Stride Length [m]	6.6	7.4	7.4	7.3	6.9	6.9



[] Ranking at each section and finish
 -:-:- No data available at this section
 NA No data available

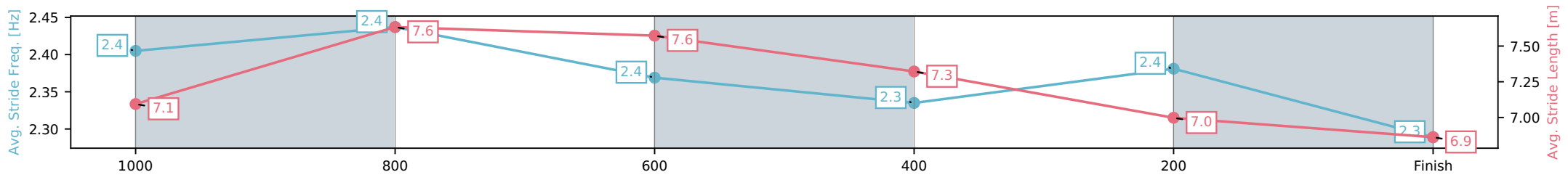
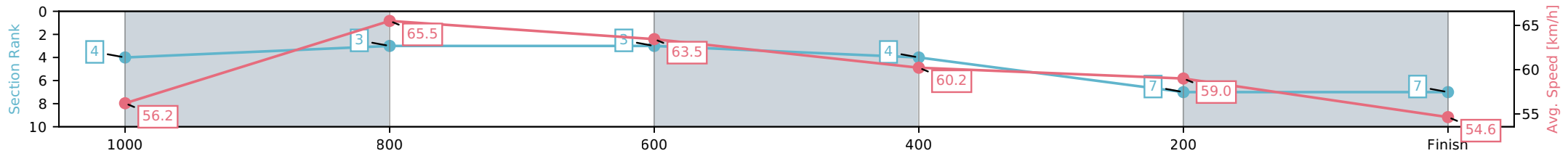
Horse/Jockey Name	Diamond Lucy/Nathan Thomas
Finish Rank	7
Fastest Section Time (Section)	0:10.93 (1000-800)
Top Speed [km/h] (Section)	68.0 (1250 - 1000)
Race State	Finished



Ladbrokes Cannon Park QLD
 Race 6: LADBROKES HOSTED POTS Class 1 Handicap - 1250m
 09 April 2026 - 4:04PM
 Track Rating: Soft 7, Weather: Fine, Rail Position: True Entire Circuit



Section	L1250	L1000	L800	L600	L400	L200
Section Times	1:16.18 (0:16.23)	0:59.95 [3] (0:10.93)	0:49.02 [3] (0:11.35)	0:37.67 [4] (0:12.13)	0:25.54 [7] (0:12.32)	0:13.22 [7] (0:13.22)
Average Speed [km/h]	56.2	65.5	63.5	60.2	59.0	54.6
Top Speed [km/h]	68.0	67.3	65.0	62.2	60.1	58.3
Avg. Dist. to Rail [m]	3.1	0.9	1.1	2.3	3.8	4.6
Avg. Stride Freq. [Hz]	2.4	2.4	2.4	2.3	2.4	2.3
Avg. Stride Length [m]	7.1	7.6	7.6	7.3	7.0	6.9



[] Ranking at each section and finish
 -:-:- No data available at this section
 NA No data available

Horse/Jockey Name	Essay Wine/Sean Cormack
Finish Rank	8
Fastest Section Time (Section)	0:10.99 (1000-800)
Top Speed [km/h] (Section)	67.7 (1250 - 1000)
Race State	Finished



Ladbrokes Cannon Park QLD

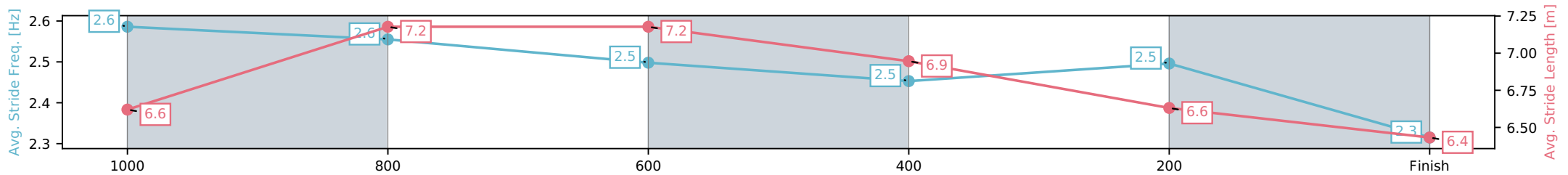
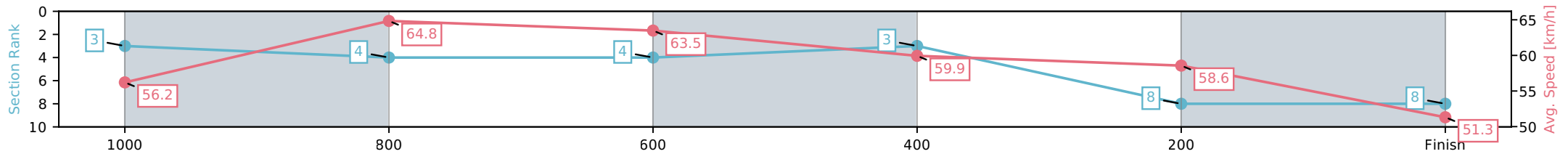
Race 6: LADBROKES HOSTED POTS Class 1 Handicap - 1250m

09 April 2026 - 4:04PM

Track Rating: Soft 7, Weather: Fine, Rail Position: True Entire Circuit



Section	L1250	L1000	L800	L600	L400	L200
Section Times	1:17.05 (0:16.23)	1:00.82 [4] (0:10.99)	0:49.83 [4] (0:11.34)	0:38.49 [3] (0:12.08)	0:26.41 [8] (0:12.41)	0:14.00 [8] (0:14.00)
Average Speed [km/h]	56.2	64.8	63.5	59.9	58.6	51.3
Top Speed [km/h]	67.7	67.0	63.9	62.4	59.4	57.4
Avg. Dist. to Rail [m]	1.3	1.4	0.4	0.7	3.7	4.1
Avg. Stride Freq. [Hz]	2.6	2.6	2.5	2.5	2.5	2.3
Avg. Stride Length [m]	6.6	7.2	7.2	6.9	6.6	6.4



- [] Ranking at each section and finish
- :-:- No data available at this section
- NA No data available



Ladbrokes Cannon Park QLD -

Race 7: MAGIC MILLIONS/ROB KOCH MEMORIAL/FNQ UP & COMING STAYERS BENCHMARK 55
Handicap - 1500m

09 April 2026 - 4:42PM



Track Rating: Soft 7, Weather: Fine, Rail Position: True Entire Circuit

Field Times (Race Tempo) 1:30.46 (0:07.83) 1:22.63 (0:10.45) 1:12.19 (0:10.58) 1:01.61 (0:11.68) 0:49.93 (0:11.98) 0:37.94 (0:12.52) 0:25.43 (0:12.51) 0:12.92 (0:12.92)

Rank	TAB#	Horse	Overall Time	First 400m	Top Speed km/h (Section)	L1500	L1400	L1200	L1000	L800	L600	L400	L200
	(BAR#)	Jockey	Margin (DT-W)	Last 600m	Fastest Section (Time)	Start - 1400	1400 - 1200	1200 - 1000	1000 - 800	800 - 600	600 - 400	400 - 200	200 - Finish
1	3	Innovates	1:30.46	0:24.16	70.3 (1400-1200)	1:30.46	1:22.14 [8]	1:11.54 [8]	1:00.90 [8]	0:49.28 [8]	0:37.32 [7]	0:25.07 [5]	0:12.92 [1]
	(7)	Lacey Morrison		0:37.32	1400-1200 (0:10.60)	(0:08.32)	(0:10.60)	(0:10.64)	(0:11.62)	(0:11.96)	(0:12.25)	(0:12.15)	(0:12.92)
2	5	Lord Power	1:31.00	0:23.83	69.3 (1200-1000)	1:31.00	1:23.06 [3]	1:12.39 [4]	1:01.83 [4]	0:50.12 [4]	0:38.12 [4]	0:25.68 [4]	0:13.08 [4]
	(1)	Krysten Swaffer	3.2L (+2)	0:38.12	1200-1000 (0:10.57)	(0:07.94)	(0:10.67)	(0:10.57)	(0:11.70)	(0:12.00)	(0:12.44)	(0:12.60)	(0:13.08)
3	4	Flourish	1:31.09	0:23.61	71.8 (1400-1200)	1:31.09	1:23.06 [4]	1:12.67 [2]	1:02.08 [2]	0:50.46 [2]	0:38.57 [1]	0:26.06 [1]	0:13.30 [2]
	(8)	Samantha Pointon	3.8L (-2)	0:38.58	1400-1200 (0:10.38)	(0:08.03)	(0:10.38)	(0:10.59)	(0:11.62)	(0:11.88)	(0:12.52)	(0:12.76)	(0:13.30)
4	1	The Honey Badger	1:31.15	0:24.49	69.5 (1400-1200)	1:31.15	1:22.55 [9]	1:11.87 [9]	1:01.28 [9]	0:49.83 [9]	0:37.85 [9]	0:25.71 [6]	0:13.26 [3]
	(4)	Ryan Wiggins	4.1L (+7)	0:37.85	1200-1000 (0:10.59)	(0:08.60)	(0:10.68)	(0:10.59)	(0:11.45)	(0:11.99)	(0:12.14)	(0:12.45)	(0:13.26)
5	7	Lucky Jim	1:31.54	0:23.71	69.4 (1200-1000)	1:31.54	1:23.71 [1]	1:13.04 [3]	1:02.41 [3]	0:50.67 [3]	0:38.72 [3]	0:26.23 [3]	0:13.55 [5]
	(3)	Chelsea Jokic	6.3L (+0)	0:38.72	1200-1000 (0:10.64)	(0:07.83)	(0:10.67)	(0:10.64)	(0:11.74)	(0:11.94)	(0:12.49)	(0:12.68)	(0:13.55)
6	10	Rose Of Athens	1:31.69	0:23.91	69.5 (1400-1200)	1:31.69	1:23.65 [5]	1:13.07 [5]	1:02.28 [7]	0:50.52 [7]	0:38.54 [8]	0:26.08 [8]	0:13.23 [9]
	(10)	Nathan Thomas	7.2L (+0)	0:38.53	1400-1200 (0:10.58)	(0:08.04)	(0:10.58)	(0:10.79)	(0:11.76)	(0:11.98)	(0:12.46)	(0:12.84)	(0:13.23)
7	2	Kammerzell House	1:31.69	0:23.98	69.9 (1400-1200)	1:31.69	1:23.46 [7]	1:12.90 [7]	1:02.36 [6]	0:50.56 [6]	0:38.57 [6]	0:26.06 [9]	0:13.31 [8]
	(9)	Aidan Holt	7.3L (+1)	0:38.58	1200-1000 (0:10.54)	(0:08.23)	(0:10.56)	(0:10.54)	(0:11.80)	(0:11.99)	(0:12.52)	(0:12.75)	(0:13.31)
8	9	Khamis	1:31.99	0:25.03	69.7 (1200-1000)	1:31.99	1:23.16 [10]	1:12.15 [10]	1:01.70 [10]	0:50.20 [10]	0:38.29 [10]	0:26.00 [10]	0:13.27 [10]
	(2)	Tasha Chambers	9.0L (+0)	0:38.30	1200-1000 (0:10.45)	(0:08.83)	(0:11.00)	(0:10.45)	(0:11.50)	(0:11.90)	(0:12.30)	(0:12.73)	(0:13.27)
9	6	The Cops	1:32.06	0:23.52	70.7 (1400-1200)	1:32.06	1:24.21 [2]	1:13.79 [1]	1:03.21 [1]	0:51.53 [1]	0:39.50 [2]	0:26.80 [2]	0:13.98 [6]
	(6)	Shohei Kaya	9.4L (+5)	0:39.50	1400-1200 (0:10.43)	(0:07.85)	(0:10.43)	(0:10.58)	(0:11.68)	(0:12.02)	(0:12.70)	(0:12.82)	(0:13.98)
10	8	Starmeira	1:32.14	0:23.82	70.3 (1400-1200)	1:32.14	1:23.99 [6]	1:13.52 [6]	1:02.93 [5]	0:51.24 [5]	0:39.21 [5]	0:26.66 [7]	0:13.76 [7]
	(5)	Wanderson D'Avila	9.9L (+1)	0:39.21	1400-1200 (0:10.48)	(0:08.15)	(0:10.48)	(0:10.59)	(0:11.69)	(0:12.03)	(0:12.55)	(0:12.90)	(0:13.76)

Report Created: Thu 09 April 2026

(Note: Races are conducted over an approximate distance as close as possible to the advertised distance, and recorded data may vary accordingly. Official times refer to race times only and do not include handicap times.)

[] Position in running at each section and finish TAB# Saddle cloth number

Fastest split

-:-- No data available at this section

BAR# Barrier/Gate Position

Fastest section

NA No data available

DNF Did not finish

DNT Did not track

DT-W Distance travelled compared to winner in metres

Horse/Jockey Name	Innovates/Lacey Morrison
Finish Rank	1
Fastest Section Time (Section)	0:10.60 (1400-1200)
Top Speed [km/h] (Section)	70.3 (1400-1200)
Race State	Finished



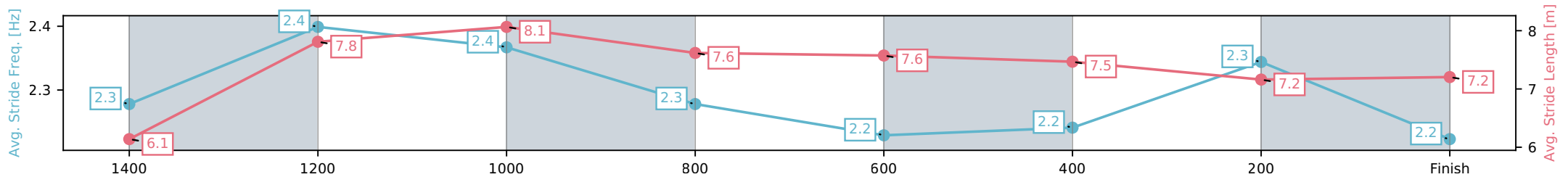
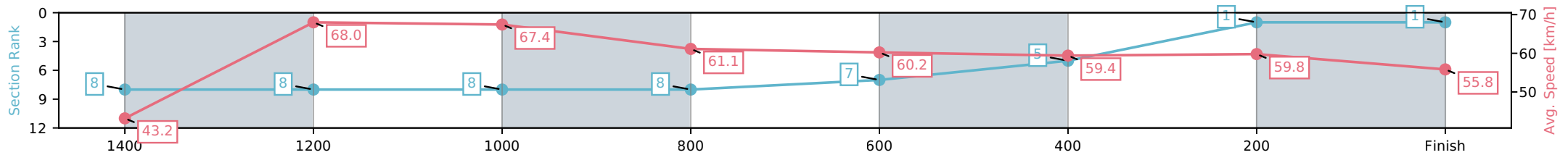
Ladbrokes Cannon Park QLD
 Race 7: MAGIC MILLIONS/ROB KOCH MEMORIAL/FNQ UP &
 COMING STAYERS BENCHMARK 55 Handicap - 1500m



09 April 2026 - 4:42PM

Track Rating: Soft 7, Weather: Fine, Rail Position: True Entire Circuit

Section	L1500	L1400	L1200	L1000	L800	L600	L400	L200
Section Times	1:30.46 (0:08.32)	1:22.14 [8] (0:10.60)	1:11.54 [8] (0:10.64)	1:00.90 [8] (0:11.62)	0:49.28 [7] (0:11.96)	0:37.32 [5] (0:12.25)	0:25.07 [1] (0:12.15)	0:12.92 [1] (0:12.92)
Average Speed [km/h]	43.2	68.0	67.4	61.1	60.2	59.4	59.8	55.8
Top Speed [km/h]	61.0	70.3	69.0	64.4	60.9	60.4	60.6	58.9
Avg. Dist. to Rail [m]	6.8	1.5	0.6	1.7	0.5	1.7	3.3	3.6
Avg. Stride Freq. [Hz]	2.3	2.4	2.4	2.3	2.2	2.2	2.3	2.2
Avg. Stride Length [m]	6.1	7.8	8.1	7.6	7.6	7.5	7.2	7.2



- [] Ranking at each section and finish
- :-:- No data available at this section
- NA No data available

Horse/Jockey Name	Lord Power/Krysten Swaffer
Finish Rank	2
Fastest Section Time (Section)	0:10.57 (1200-1000)
Top Speed [km/h] (Section)	69.3 (1200-1000)
Race State	Finished



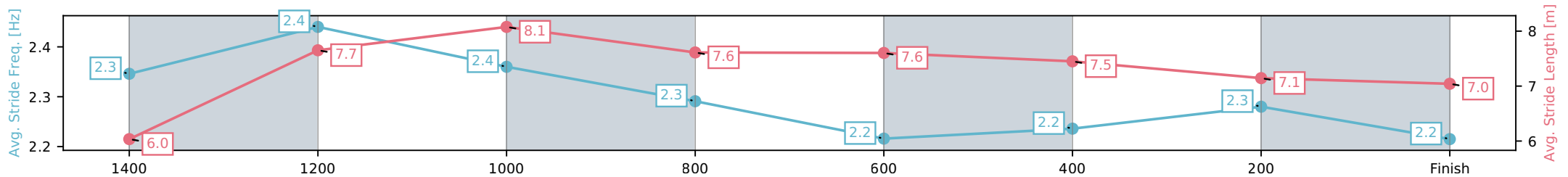
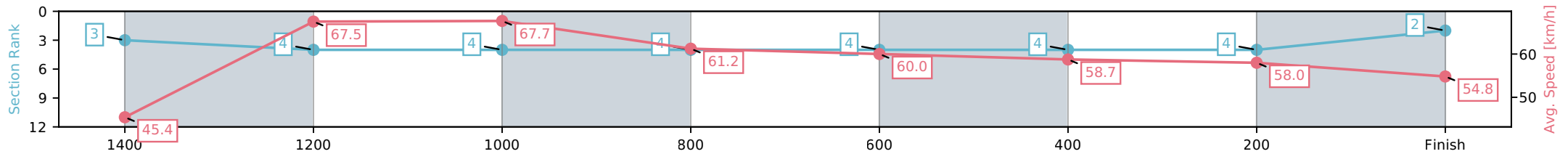
Ladbrokes Cannon Park QLD
 Race 7: MAGIC MILLIONS/ROB KOCH MEMORIAL/FNQ UP &
 COMING STAYERS BENCHMARK 55 Handicap - 1500m



09 April 2026 - 4:42PM

Track Rating: Soft 7, Weather: Fine, Rail Position: True Entire Circuit

Section	L1500	L1400	L1200	L1000	L800	L600	L400	L200
Section Times	1:31.00 (0:07.94)	1:23.06 [4] (0:10.67)	1:12.39 [4] (0:10.57)	1:01.83 [4] (0:11.70)	0:50.12 [4] (0:12.00)	0:38.12 [4] (0:12.44)	0:25.68 [4] (0:12.60)	0:13.08 [2] (0:13.08)
Average Speed [km/h]	45.4	67.5	67.7	61.2	60.0	58.7	58.0	54.8
Top Speed [km/h]	62.5	68.7	69.3	64.8	60.7	60.6	59.0	57.2
Avg. Dist. to Rail [m]	1.0	1.7	1.6	0.8	0.9	2.3	5.9	7.6
Avg. Stride Freq. [Hz]	2.3	2.4	2.4	2.3	2.2	2.2	2.3	2.2
Avg. Stride Length [m]	6.0	7.7	8.1	7.6	7.6	7.5	7.1	7.0



- [] Ranking at each section and finish
- :-:- No data available at this section
- NA No data available

Horse/Jockey Name	Flourish/Samantha Pointon
Finish Rank	3
Fastest Section Time (Section)	0:10.38 (1400-1200)
Top Speed [km/h] (Section)	71.8 (1400-1200)
Race State	Finished



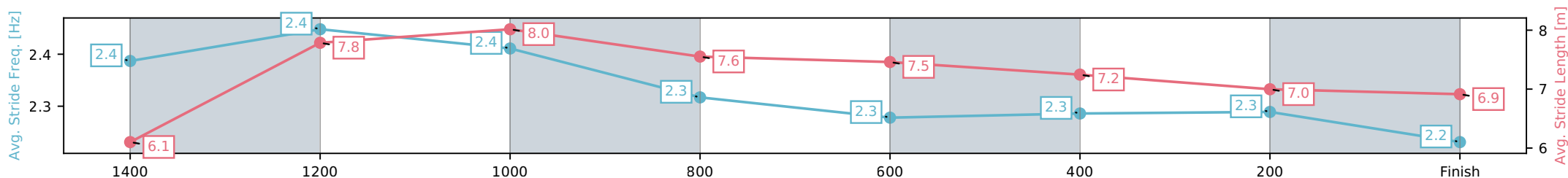
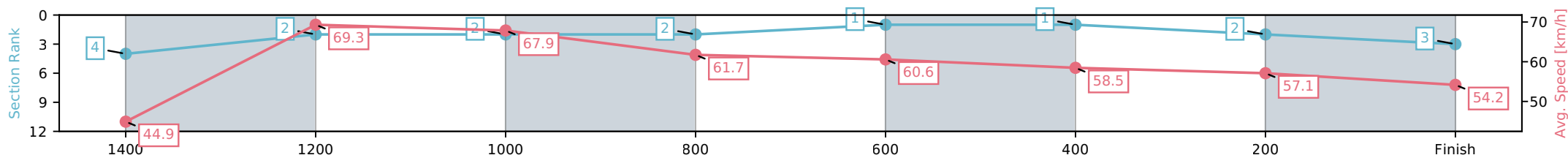
Ladbrokes Cannon Park QLD
 Race 7: MAGIC MILLIONS/ROB KOCH MEMORIAL/FNQ UP &
 COMING STAYERS BENCHMARK 55 Handicap - 1500m



09 April 2026 - 4:42PM

Track Rating: Soft 7, Weather: Fine, Rail Position: True Entire Circuit

Section	L1500	L1400	L1200	L1000	L800	L600	L400	L200
Section Times	1:31.09 (0:08.03)	1:23.06 [2] (0:10.38)	1:12.67 [2] (0:10.59)	1:02.08 [2] (0:11.62)	0:50.46 [1] (0:11.88)	0:38.57 [1] (0:12.52)	0:26.06 [2] (0:12.76)	0:13.30 [3] (0:13.30)
Average Speed [km/h]	44.9	69.3	67.9	61.7	60.6	58.5	57.1	54.2
Top Speed [km/h]	63.1	71.8	71.4	64.2	61.0	61.2	57.9	57.2
Avg. Dist. to Rail [m]	6.0	2.8	0.6	1.0	2.0	2.6	4.6	5.7
Avg. Stride Freq. [Hz]	2.4	2.4	2.4	2.3	2.3	2.3	2.3	2.2
Avg. Stride Length [m]	6.1	7.8	8.0	7.6	7.5	7.2	7.0	6.9



- [] Ranking at each section and finish
- :-:- No data available at this section
- NA No data available

Horse/Jockey Name	The Honey Badger/Ryan Wiggins
Finish Rank	4
Fastest Section Time (Section)	0:10.59 (1200-1000)
Top Speed [km/h] (Section)	69.5 (1400-1200)
Race State	Finished



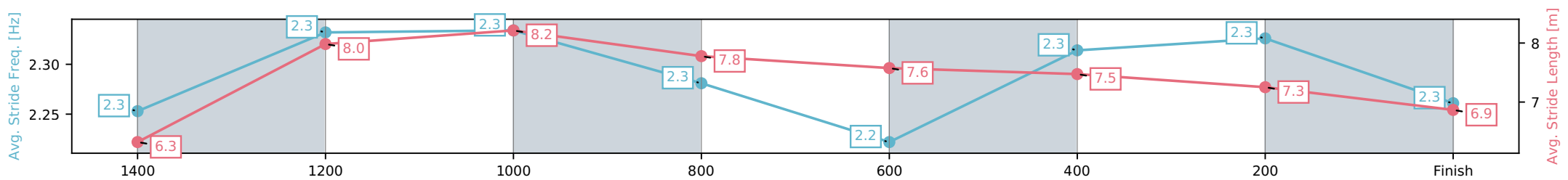
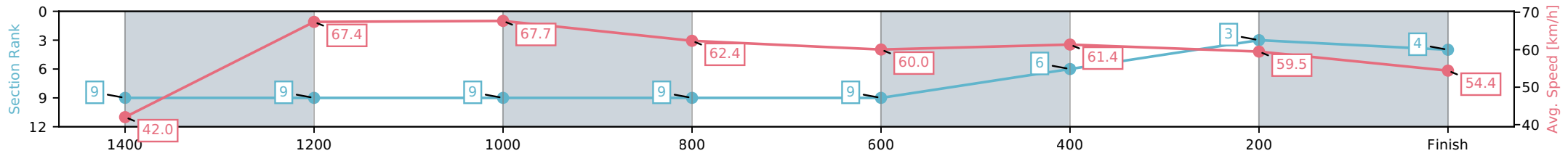
Ladbrokes Cannon Park QLD
 Race 7: MAGIC MILLIONS/ROB KOCH MEMORIAL/FNQ UP &
 COMING STAYERS BENCHMARK 55 Handicap - 1500m



09 April 2026 - 4:42PM

Track Rating: Soft 7, Weather: Fine, Rail Position: True Entire Circuit

Section	L1500	L1400	L1200	L1000	L800	L600	L400	L200
Section Times	1:31.15 (0:08.60)	1:22.55 [9] (0:10.68)	1:11.87 [9] (0:10.59)	1:01.28 [9] (0:11.45)	0:49.83 [9] (0:11.99)	0:37.85 [6] (0:12.14)	0:25.71 [3] (0:12.45)	0:13.26 [4] (0:13.26)
Average Speed [km/h]	42.0	67.4	67.7	62.4	60.0	61.4	59.5	54.4
Top Speed [km/h]	62.2	69.5	69.4	65.4	61.9	62.4	60.8	57.2
Avg. Dist. to Rail [m]	2.6	0.9	0.8	1.4	2.2	5.1	9.7	10.5
Avg. Stride Freq. [Hz]	2.3	2.3	2.3	2.3	2.2	2.3	2.3	2.3
Avg. Stride Length [m]	6.3	8.0	8.2	7.8	7.6	7.5	7.3	6.9



[] Ranking at each section and finish
 -:-:- No data available at this section
 NA No data available

Horse/Jockey Name	Lucky Jim/Chelsea Jokic
Finish Rank	5
Fastest Section Time (Section)	0:10.64 (1200-1000)
Top Speed [km/h] (Section)	69.4 (1200-1000)
Race State	Finished



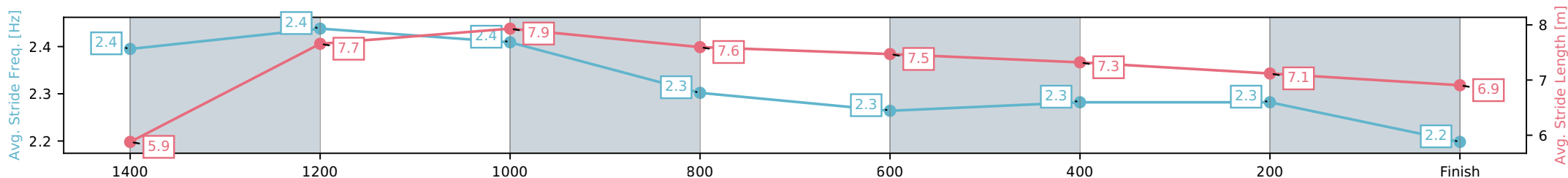
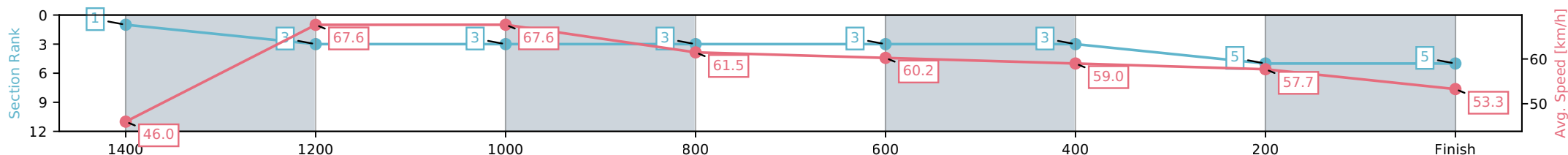
Ladbrokes Cannon Park QLD
 Race 7: MAGIC MILLIONS/ROB KOCH MEMORIAL/FNQ UP &
 COMING STAYERS BENCHMARK 55 Handicap - 1500m



09 April 2026 - 4:42PM

Track Rating: Soft 7, Weather: Fine, Rail Position: True Entire Circuit

Section	L1500	L1400	L1200	L1000	L800	L600	L400	L200
Section Times	1:31.54 (0:07.83)	1:23.71 [3] (0:10.67)	1:13.04 [3] (0:10.64)	1:02.41 [3] (0:11.74)	0:50.67 [3] (0:11.94)	0:38.72 [3] (0:12.49)	0:26.23 [5] (0:12.68)	0:13.55 [5] (0:13.55)
Average Speed [km/h]	46.0	67.6	67.6	61.5	60.2	59.0	57.7	53.3
Top Speed [km/h]	66.1	68.6	69.4	64.9	60.7	60.5	58.1	56.7
Avg. Dist. to Rail [m]	2.0	0.4	0.2	1.0	2.3	3.4	6.4	8.1
Avg. Stride Freq. [Hz]	2.4	2.4	2.4	2.3	2.3	2.3	2.3	2.2
Avg. Stride Length [m]	5.9	7.7	7.9	7.6	7.5	7.3	7.1	6.9



- [] Ranking at each section and finish
- :-:- No data available at this section
- NA No data available

Horse/Jockey Name	Rose Of Athens/Nathan Thomas
Finish Rank	6
Fastest Section Time (Section)	0:10.58 (1400-1200)
Top Speed [km/h] (Section)	69.5 (1400-1200)
Race State	Finished



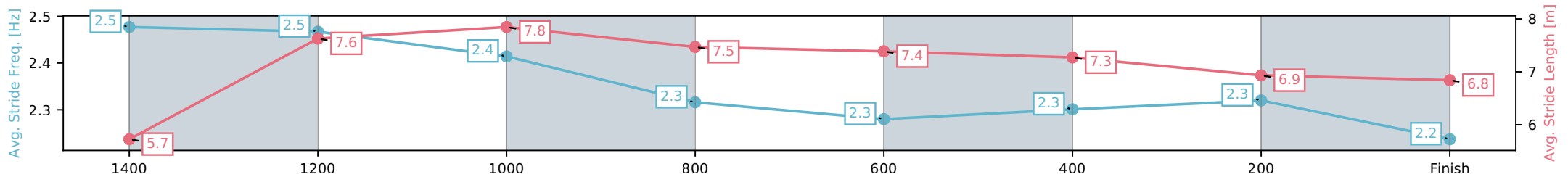
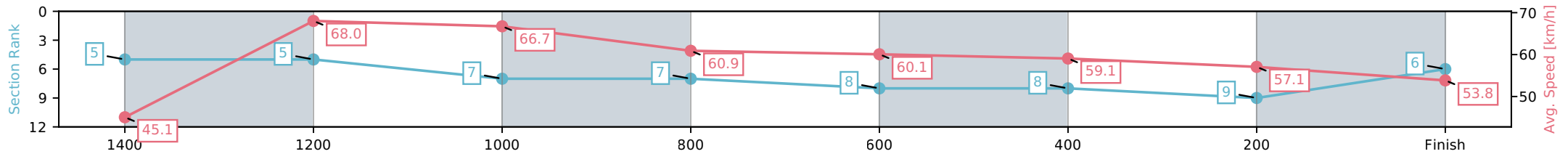
Ladbrokes Cannon Park QLD
 Race 7: MAGIC MILLIONS/ROB KOCH MEMORIAL/FNQ UP &
 COMING STAYERS BENCHMARK 55 Handicap - 1500m



09 April 2026 - 4:42PM

Track Rating: Soft 7, Weather: Fine, Rail Position: True Entire Circuit

Section	L1500	L1400	L1200	L1000	L800	L600	L400	L200
Section Times	1:31.69 (0:08.04)	1:23.65 [5] (0:10.58)	1:13.07 [7] (0:10.79)	1:02.28 [7] (0:11.76)	0:50.52 [8] (0:11.98)	0:38.54 [8] (0:12.46)	0:26.08 [9] (0:12.84)	0:13.23 [6] (0:13.23)
Average Speed [km/h]	45.1	68.0	66.7	60.9	60.1	59.1	57.1	53.8
Top Speed [km/h]	63.1	69.5	69.1	64.8	61.3	60.8	57.6	56.3
Avg. Dist. to Rail [m]	7.1	2.6	0.5	0.9	1.8	3.3	6.4	8.6
Avg. Stride Freq. [Hz]	2.5	2.5	2.4	2.3	2.3	2.3	2.3	2.2
Avg. Stride Length [m]	5.7	7.6	7.8	7.5	7.4	7.3	6.9	6.8



- [] Ranking at each section and finish
- :-:- No data available at this section
- NA No data available

Horse/Jockey Name	Kammerzell House/Aidan Holt
Finish Rank	7
Fastest Section Time (Section)	0:10.54 (1200-1000)
Top Speed [km/h] (Section)	69.9 (1400-1200)
Race State	Finished



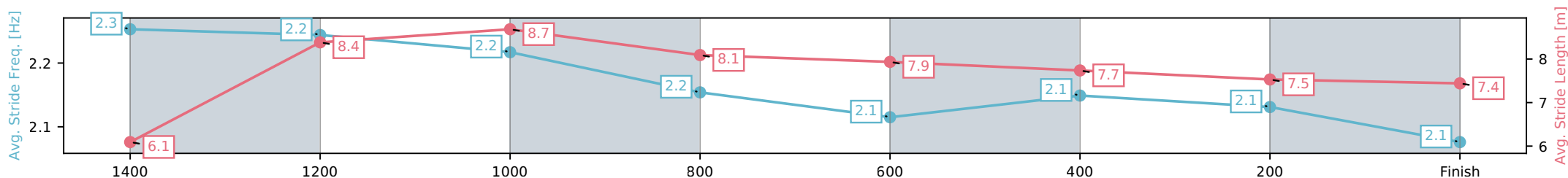
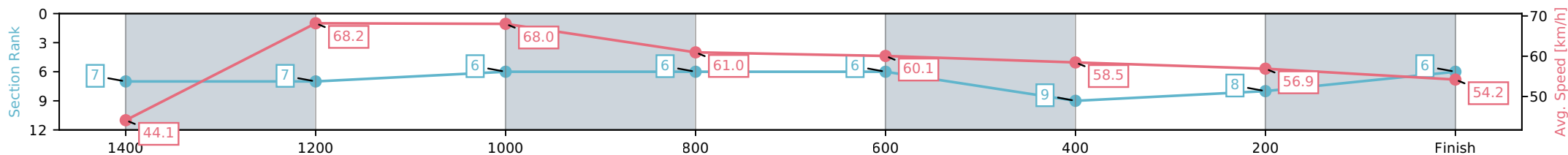
Ladbrokes Cannon Park QLD
 Race 7: MAGIC MILLIONS/ROB KOCH MEMORIAL/FNQ UP &
 COMING STAYERS BENCHMARK 55 Handicap - 1500m



09 April 2026 - 4:42PM

Track Rating: Soft 7, Weather: Fine, Rail Position: True Entire Circuit

Section	L1500	L1400	L1200	L1000	L800	L600	L400	L200
Section Times	1:31.69 (0:08.23)	1:23.46 [7] (0:10.56)	1:12.90 [6] (0:10.54)	1:02.36 [6] (0:11.80)	0:50.56 [6] (0:11.99)	0:38.57 [9] (0:12.52)	0:26.06 [8] (0:12.75)	0:13.31 [6] (0:13.31)
Average Speed [km/h]	44.1	68.2	68.0	61.0	60.1	58.5	56.9	54.2
Top Speed [km/h]	61.6	69.9	69.8	65.2	61.4	61.0	57.3	56.5
Avg. Dist. to Rail [m]	5.5	1.5	1.2	1.1	2.1	2.6	3.1	4.4
Avg. Stride Freq. [Hz]	2.3	2.2	2.2	2.2	2.1	2.1	2.1	2.1
Avg. Stride Length [m]	6.1	8.4	8.7	8.1	7.9	7.7	7.5	7.4



- [] Ranking at each section and finish
- :-:- No data available at this section
- NA No data available

Horse/Jockey Name	Khamis/Tasha Chambers
Finish Rank	8
Fastest Section Time (Section)	0:10.45 (1200-1000)
Top Speed [km/h] (Section)	69.7 (1200-1000)
Race State	Finished



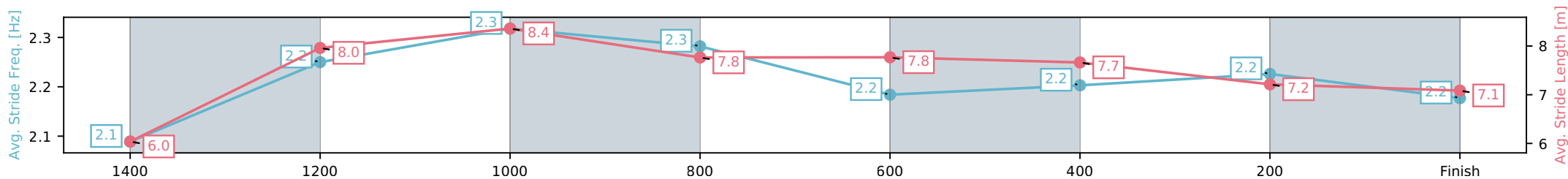
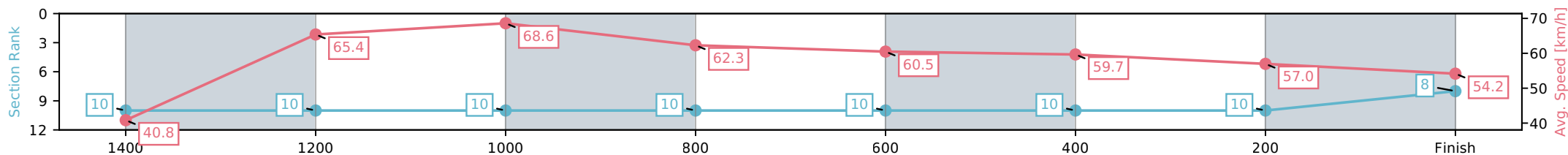
Ladbrokes Cannon Park QLD
 Race 7: MAGIC MILLIONS/ROB KOCH MEMORIAL/FNQ UP &
 COMING STAYERS BENCHMARK 55 Handicap - 1500m



09 April 2026 - 4:42PM

Track Rating: Soft 7, Weather: Fine, Rail Position: True Entire Circuit

Section	L1500	L1400	L1200	L1000	L800	L600	L400	L200
Section Times	1:31.99 (0:08.83)	1:23.16 [10] (0:11.00)	1:12.15 [10] (0:10.45)	1:01.70 [10] (0:11.50)	0:50.20 [10] (0:11.90)	0:38.29 [10] (0:12.30)	0:26.00 [10] (0:12.73)	0:13.27 [8] (0:13.27)
Average Speed [km/h]	40.8	65.4	68.6	62.3	60.5	59.7	57.0	54.2
Top Speed [km/h]	57.6	68.6	69.7	65.9	61.3	61.8	58.0	56.1
Avg. Dist. to Rail [m]	0.8	0.5	0.6	0.8	1.1	2.8	3.0	3.1
Avg. Stride Freq. [Hz]	2.1	2.2	2.3	2.3	2.2	2.2	2.2	2.2
Avg. Stride Length [m]	6.0	8.0	8.4	7.8	7.8	7.7	7.2	7.1



- [] Ranking at each section and finish
- :-:- No data available at this section
- NA No data available

Horse/Jockey Name	The Cops/Shohei Kaya
Finish Rank	9
Fastest Section Time (Section)	0:10.43 (1400-1200)
Top Speed [km/h] (Section)	70.7 (1400-1200)
Race State	Finished



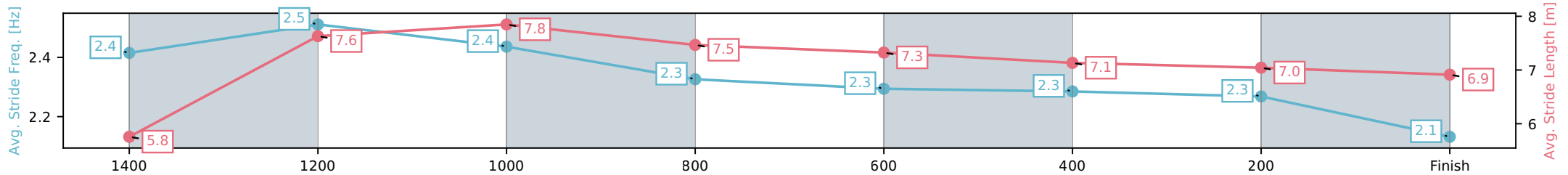
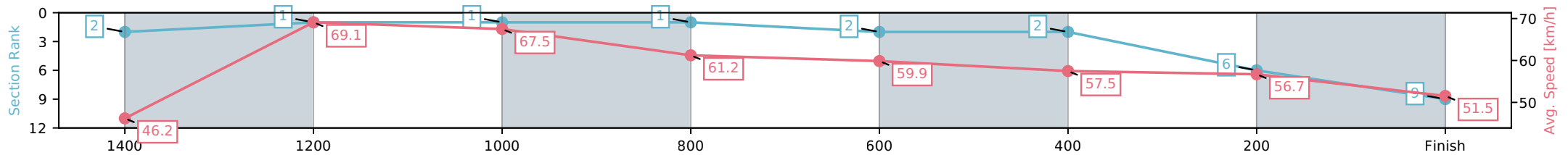
Ladbrokes Cannon Park QLD
 Race 7: MAGIC MILLIONS/ROB KOCH MEMORIAL/FNQ UP &
 COMING STAYERS BENCHMARK 55 Handicap - 1500m



09 April 2026 - 4:42PM

Track Rating: Soft 7, Weather: Fine, Rail Position: True Entire Circuit

Section	L1500	L1400	L1200	L1000	L800	L600	L400	L200
Section Times	1:32.06 (0:07.85)	1:24.21 [1] (0:10.43)	1:13.79 [1] (0:10.58)	1:03.21 [1] (0:11.68)	0:51.53 [2] (0:12.02)	0:39.50 [2] (0:12.70)	0:26.80 [6] (0:12.82)	0:13.98 [9] (0:13.98)
Average Speed [km/h]	46.2	69.1	67.5	61.2	59.9	57.5	56.7	51.5
Top Speed [km/h]	64.5	70.7	69.2	63.6	60.9	60.5	57.8	55.5
Avg. Dist. to Rail [m]	4.4	1.8	1.9	1.3	1.5	2.0	3.4	4.4
Avg. Stride Freq. [Hz]	2.4	2.5	2.4	2.3	2.3	2.3	2.3	2.1
Avg. Stride Length [m]	5.8	7.6	7.8	7.5	7.3	7.1	7.0	6.9



- [] Ranking at each section and finish
- :-:- No data available at this section
- NA No data available

Horse/Jockey Name	Starmeira/Wanderson D'Avila
Finish Rank	10
Fastest Section Time (Section)	0:10.48 (1400-1200)
Top Speed [km/h] (Section)	70.3 (1400-1200)
Race State	Finished



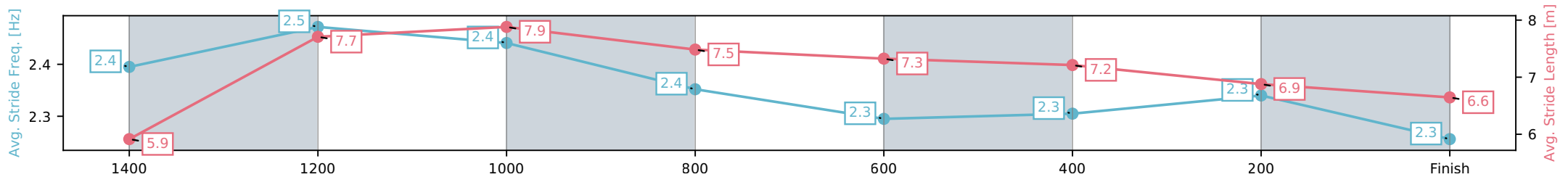
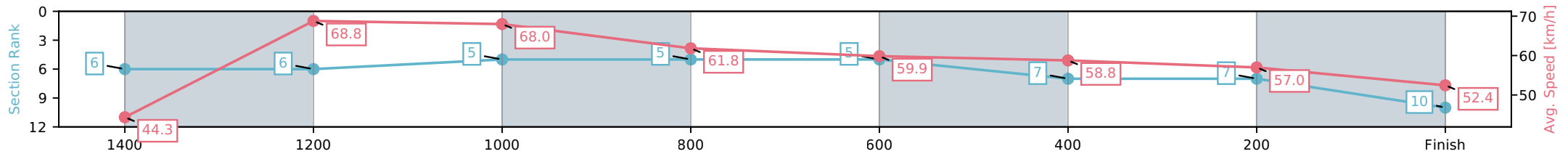
Ladbrokes Cannon Park QLD
 Race 7: MAGIC MILLIONS/ROB KOCH MEMORIAL/FNQ UP &
 COMING STAYERS BENCHMARK 55 Handicap - 1500m



09 April 2026 - 4:42PM

Track Rating: Soft 7, Weather: Fine, Rail Position: True Entire Circuit

Section	L1500	L1400	L1200	L1000	L800	L600	L400	L200
Section Times	1:32.14 (0:08.15)	1:23.99 [6] (0:10.48)	1:13.52 [5] (0:10.59)	1:02.93 [5] (0:11.69)	0:51.24 [5] (0:12.03)	0:39.21 [7] (0:12.55)	0:26.66 [7] (0:12.90)	0:13.76 [10] (0:13.76)
Average Speed [km/h]	44.3	68.8	68.0	61.8	59.9	58.8	57.0	52.4
Top Speed [km/h]	63.8	70.3	70.2	64.9	60.4	60.4	58.1	55.1
Avg. Dist. to Rail [m]	3.2	1.0	0.8	0.9	2.7	3.8	7.0	9.0
Avg. Stride Freq. [Hz]	2.4	2.5	2.4	2.4	2.3	2.3	2.3	2.3
Avg. Stride Length [m]	5.9	7.7	7.9	7.5	7.3	7.2	6.9	6.6



- [] Ranking at each section and finish
- :-:- No data available at this section
- NA No data available



Ladbrokes Cannon Park QLD -
 Race 8: MIRUNNERS AUSTRALIA PTY LTD BENCHMARK 50 Handicap - 950m
 09 April 2026 - 5:25PM



Track Rating: Soft 7, Weather: Fine, Rail Position: True Entire Circuit

Field Times 0:56.59 0:46.56 0:36.26 0:25.05 0:13.01
 (Race Tempo) (0:10.03) (0:10.30) (0:11.21) (0:12.04) (0:13.01)

Rank	TAB#	Horse	Overall Time	First 400m	Top Speed km/h (Section)	L950	L800	L600	L400	L200			
	(BAR#)	Jockey	Margin (DT-W)	Last 600m	Fastest Section (Time)	Start - 800	800 - 600	600 - 400	400 - 200	200 - Finish			
11	5	Talk Dirty	0:57.54	0:23.72	70.8 (800-600)	0:57.54	0:47.10 [6]	0:36.56 [4]	0:25.38 [4]	0:13.32 [5]			
	(7)	Lacey Morrison	5.6L (+3)	0:36.56	800-600 (0:10.54)	(0:10.44)	(0:10.54)	(0:11.18)	(0:12.06)	(0:13.32)			

Scratched: She's Speedy (#4), Stateswoman (#10), Egzakly (#12)

Report Created: Thu 09 April 2026

(Note: Races are conducted over an approximate distance as close as possible to the advertised distance, and recorded data may vary accordingly. Official times refer to race times only and do not include handicap times.)

[] Position in running at each section and finish TAB# Saddle cloth number
 -:-:- No data available at this section BAR# Barrier/Gate Position
 NA No data available DNF Did not finish
 DNT Did not track DT-W Distance travelled compared to winner in metres

Fastest split
 Fastest section

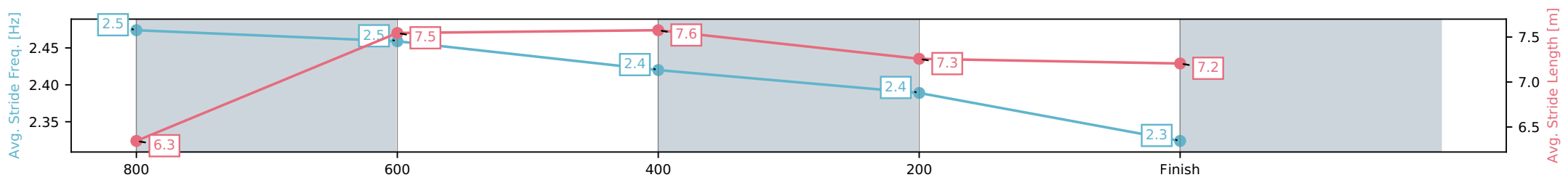
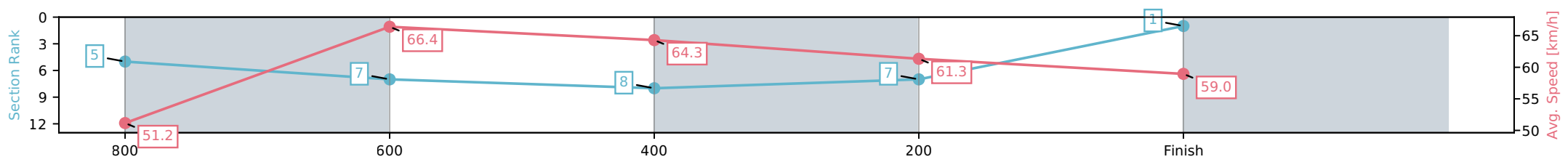
Horse/Jockey Name	Sweet Candy/Rachel Shred
Finish Rank	1
Fastest Section Time (Section)	0:10.84 (800-600)
Top Speed [km/h] (Section)	67.7 (950 - 800)
Race State	Finished



Ladbrokes Cannon Park QLD
 Race 8: MIRUNNERS AUSTRALIA PTY LTD BENCHMARK 50
 Handicap - 950m
 09 April 2026 - 5:25PM
 Track Rating: Soft 7, Weather: Fine, Rail Position: True Entire Circuit



Section	L950	L800	L600	L400	L200
Section Times	0:56.59 (0:10.38)	0:46.21 [7] (0:10.84)	0:35.37 [8] (0:11.28)	0:24.09 [7] (0:11.81)	0:12.28 [1] (0:12.28)
Average Speed [km/h]	51.2	66.4	64.3	61.3	59.0
Top Speed [km/h]	67.7	67.3	66.9	62.4	60.7
Avg. Dist. to Rail [m]	3.1	1.0	1.1	1.9	2.0
Avg. Stride Freq. [Hz]	2.5	2.5	2.4	2.4	2.3
Avg. Stride Length [m]	6.3	7.5	7.6	7.3	7.2



[] Ranking at each section and finish
 -.-.- No data available at this section
 NA No data available

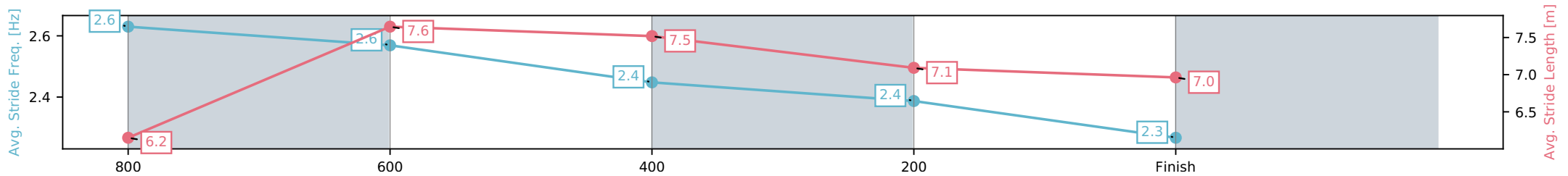
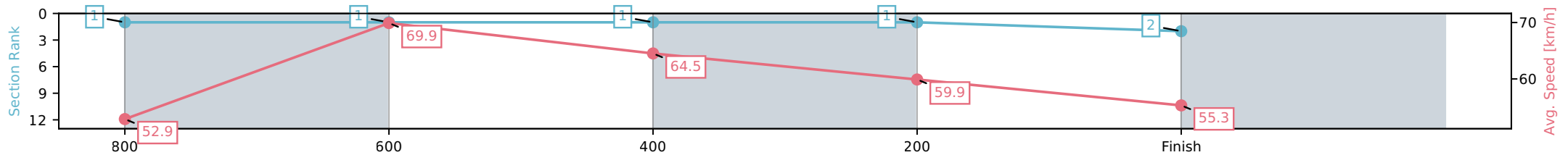
Horse/Jockey Name	Coppabella Road/Aidan Holt
Finish Rank	2
Fastest Section Time (Section)	0:10.30 (800-600)
Top Speed [km/h] (Section)	70.7 (800-600)
Race State	Finished



Ladbrokes Cannon Park QLD
 Race 8: MIRUNNERS AUSTRALIA PTY LTD BENCHMARK 50
 Handicap - 950m
 09 April 2026 - 5:25PM
 Track Rating: Soft 7, Weather: Fine, Rail Position: True Entire Circuit



Section	L950	L800	L600	L400	L200
Section Times	0:56.60 (0:10.03)	0:46.57 [1] (0:10.30)	0:36.27 [1] (0:11.21)	0:25.06 [1] (0:12.04)	0:13.02 [2] (0:13.02)
Average Speed [km/h]	52.9	69.9	64.5	59.9	55.3
Top Speed [km/h]	69.7	70.7	68.8	61.2	58.6
Avg. Dist. to Rail [m]	11.3	4.9	1.3	2.2	4.3
Avg. Stride Freq. [Hz]	2.6	2.6	2.4	2.4	2.3
Avg. Stride Length [m]	6.2	7.6	7.5	7.1	7.0



[] Ranking at each section and finish
 -:-:- No data available at this section
 NA No data available

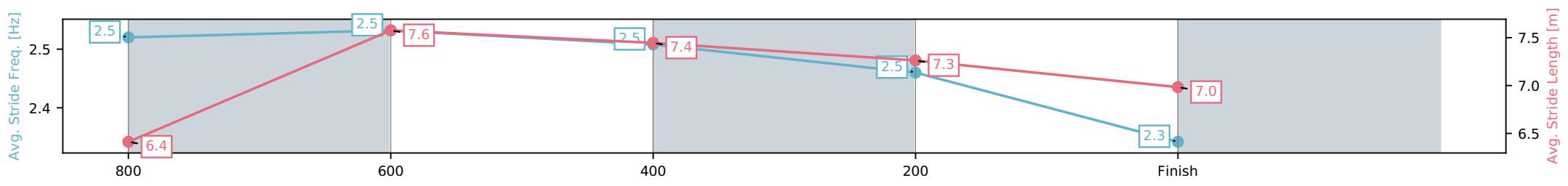
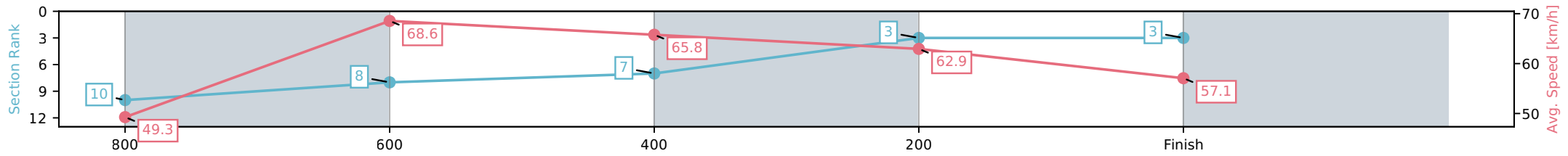
Horse/Jockey Name	Framed It/Samantha Pointon
Finish Rank	3
Fastest Section Time (Section)	0:10.51 (800-600)
Top Speed [km/h] (Section)	69.3 (800-600)
Race State	Finished



Ladbrokes Cannon Park QLD
 Race 8: MIRUNNERS AUSTRALIA PTY LTD BENCHMARK 50
 Handicap - 950m
 09 April 2026 - 5:25PM
 Track Rating: Soft 7, Weather: Fine, Rail Position: True Entire Circuit



Section	L950	L800	L600	L400	L200
Section Times	0:56.76 (0:10.78)	0:45.98 [8] (0:10.51)	0:35.47 [7] (0:11.20)	0:24.27 [3] (0:11.65)	0:12.62 [3] (0:12.62)
Average Speed [km/h]	49.3	68.6	65.8	62.9	57.1
Top Speed [km/h]	67.2	69.3	69.1	64.5	60.2
Avg. Dist. to Rail [m]	9.0	4.8	3.8	8.1	10.7
Avg. Stride Freq. [Hz]	2.5	2.5	2.5	2.5	2.3
Avg. Stride Length [m]	6.4	7.6	7.4	7.3	7.0



[] Ranking at each section and finish
 -:-:- No data available at this section
 NA No data available

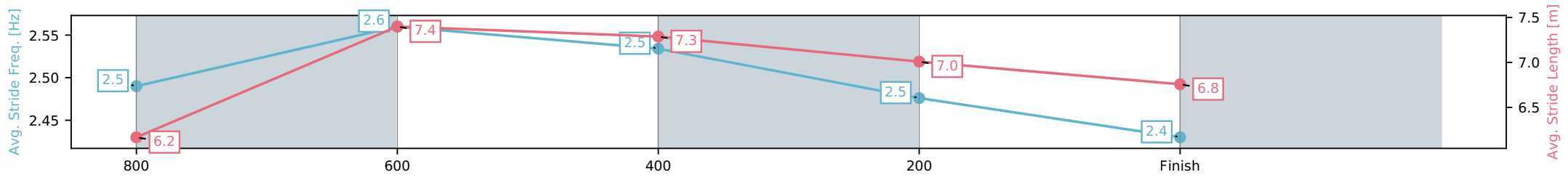
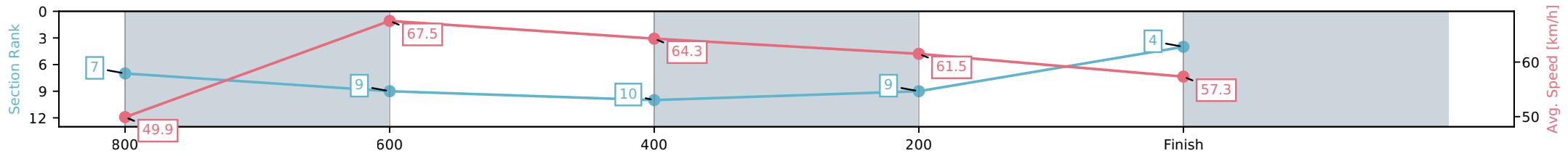
Horse/Jockey Name	Miss Molokai/Shohei Kaya
Finish Rank	4
Fastest Section Time (Section)	0:10.66 (800-600)
Top Speed [km/h] (Section)	68.7 (800-600)
Race State	Finished



Ladbroke's Cannon Park QLD
 Race 8: MIRUNNERS AUSTRALIA PTY LTD BENCHMARK 50
 Handicap - 950m
 09 April 2026 - 5:25PM
 Track Rating: Soft 7, Weather: Fine, Rail Position: True Entire Circuit



Section	L950	L800	L600	L400	L200
Section Times	0:57.11 (0:10.64)	0:46.47 [9] (0:10.66)	0:35.82 [10] (0:11.40)	0:24.41 [9] (0:11.83)	0:12.59 [4] (0:12.59)
Average Speed [km/h]	49.9	67.5	64.3	61.5	57.3
Top Speed [km/h]	67.3	68.7	67.6	62.8	60.7
Avg. Dist. to Rail [m]	6.0	2.7	2.9	3.7	5.6
Avg. Stride Freq. [Hz]	2.5	2.6	2.5	2.5	2.4
Avg. Stride Length [m]	6.2	7.4	7.3	7.0	6.8



[] Ranking at each section and finish
 -:-:- No data available at this section
 NA No data available

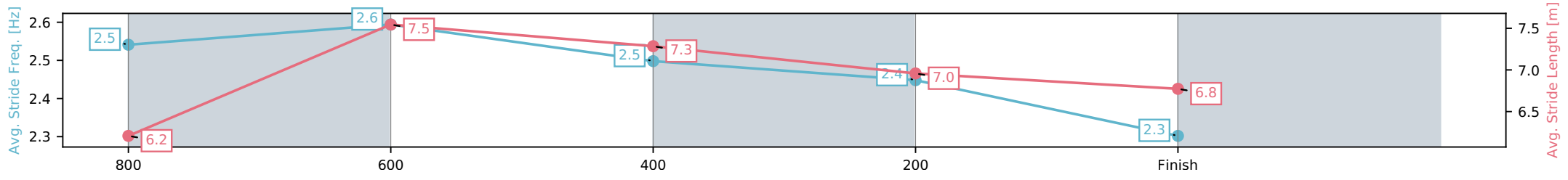
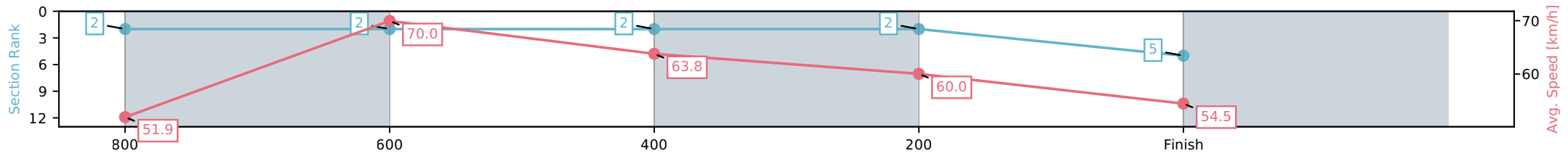
Horse/Jockey Name	Airborne Hotdog/Nathan Thomas
Finish Rank	5
Fastest Section Time (Section)	0:10.29 (800-600)
Top Speed [km/h] (Section)	71.3 (800-600)
Race State	Finished



Ladbroke's Cannon Park QLD
 Race 8: MIRUNNERS AUSTRALIA PTY LTD BENCHMARK 50
 Handicap - 950m
 09 April 2026 - 5:25PM
 Track Rating: Soft 7, Weather: Fine, Rail Position: True Entire Circuit



Section	L950	L800	L600	L400	L200
Section Times	0:57.14 (0:10.15)	0:46.99 [2] (0:10.29)	0:36.70 [2] (0:11.37)	0:25.34 [2] (0:12.07)	0:13.27 [5] (0:13.27)
Average Speed [km/h]	51.9	70.0	63.8	60.0	54.5
Top Speed [km/h]	68.2	71.3	67.3	60.9	58.0
Avg. Dist. to Rail [m]	11.0	4.4	1.2	3.9	6.1
Avg. Stride Freq. [Hz]	2.5	2.6	2.5	2.4	2.3
Avg. Stride Length [m]	6.2	7.5	7.3	7.0	6.8



[] Ranking at each section and finish
 -:-:- No data available at this section
 NA No data available

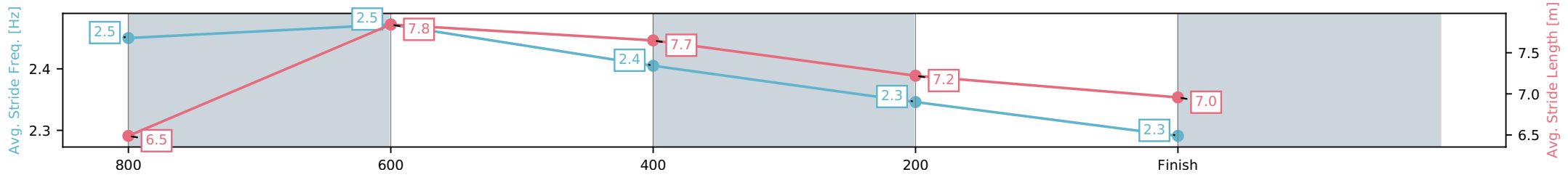
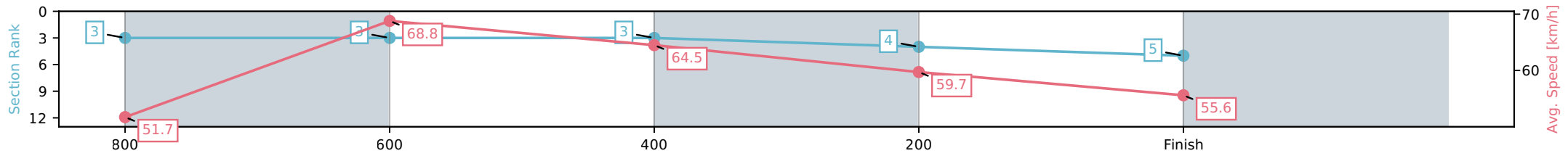
Horse/Jockey Name	Arrogant Heart/Tasha Chambers
Finish Rank	6
Fastest Section Time (Section)	0:10.47 (800-600)
Top Speed [km/h] (Section)	69.6 (800-600)
Race State	Finished



Ladbroke's Cannon Park QLD
 Race 8: MIRUNNERS AUSTRALIA PTY LTD BENCHMARK 50
 Handicap - 950m
 09 April 2026 - 5:25PM
 Track Rating: Soft 7, Weather: Fine, Rail Position: True Entire Circuit



Section	L950	L800	L600	L400	L200
Section Times	0:57.14 (0:10.28)	0:46.86 [3] (0:10.47)	0:36.40 [3] (0:11.28)	0:25.12 [4] (0:12.16)	0:12.96 [5] (0:12.96)
Average Speed [km/h]	51.7	68.8	64.5	59.7	55.6
Top Speed [km/h]	68.5	69.6	67.2	60.8	58.5
Avg. Dist. to Rail [m]	9.3	2.7	1.8	4.8	8.6
Avg. Stride Freq. [Hz]	2.5	2.5	2.4	2.3	2.3
Avg. Stride Length [m]	6.5	7.8	7.7	7.2	7.0



[] Ranking at each section and finish
 -:-:- No data available at this section
 NA No data available

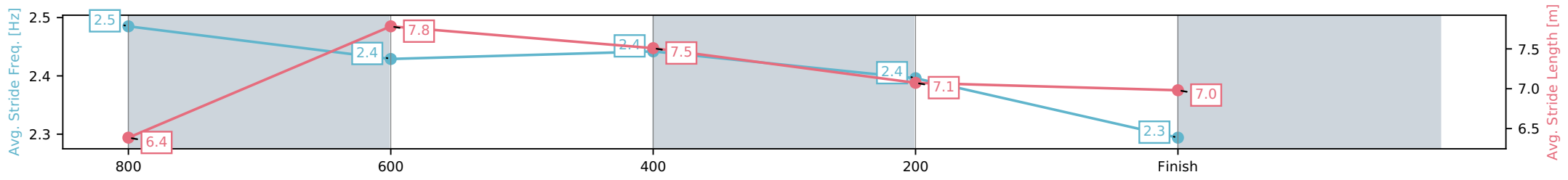
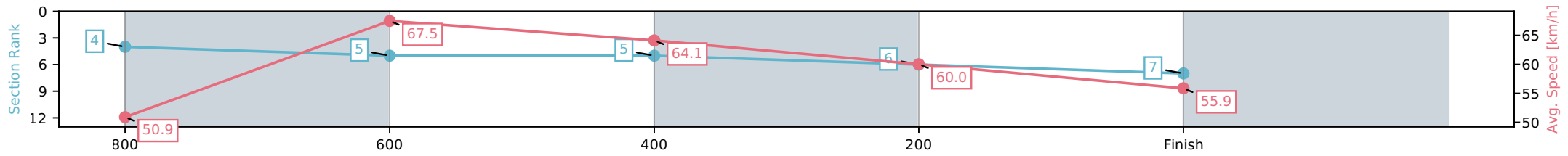
Horse/Jockey Name	Our Addiction/Krysten Swaffer
Finish Rank	7
Fastest Section Time (Section)	0:10.67 (800-600)
Top Speed [km/h] (Section)	68.7 (800-600)
Race State	Finished



Ladbrokes Cannon Park QLD
 Race 8: MIRUNNERS AUSTRALIA PTY LTD BENCHMARK 50
 Handicap - 950m
 09 April 2026 - 5:25PM
 Track Rating: Soft 7, Weather: Fine, Rail Position: True Entire Circuit



Section	L950	L800	L600	L400	L200
Section Times	0:57.15 (0:10.32)	0:46.83 [5] (0:10.67)	0:36.16 [5] (0:11.28)	0:24.88 [6] (0:12.01)	0:12.87 [7] (0:12.87)
Average Speed [km/h]	50.9	67.5	64.1	60.0	55.9
Top Speed [km/h]	66.2	68.7	67.9	61.0	59.0
Avg. Dist. to Rail [m]	6.1	1.4	0.8	1.3	3.5
Avg. Stride Freq. [Hz]	2.5	2.4	2.4	2.4	2.3
Avg. Stride Length [m]	6.4	7.8	7.5	7.1	7.0



[] Ranking at each section and finish
 -:-:- No data available at this section
 NA No data available

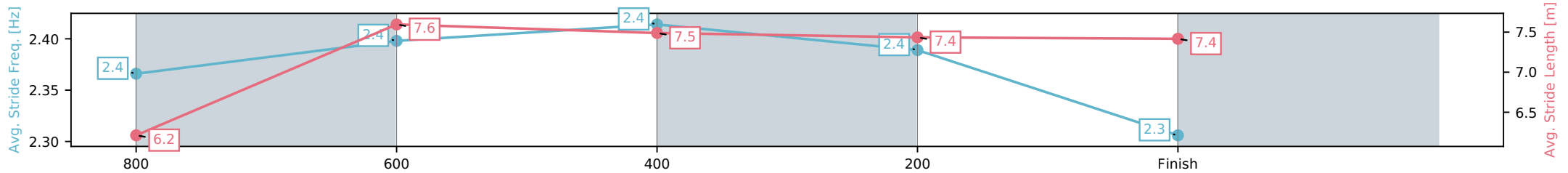
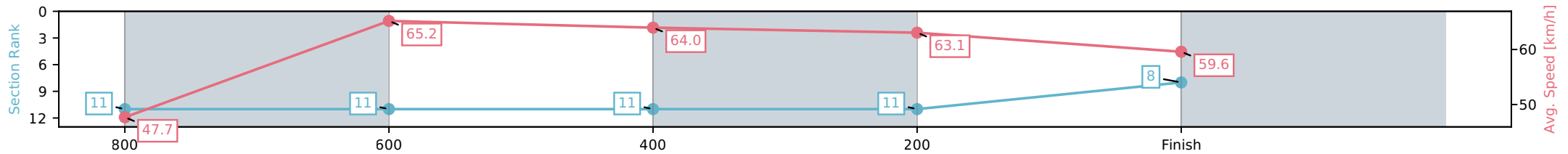
Horse/Jockey Name	Tipped Off/Sean Cormack
Finish Rank	8
Fastest Section Time (Section)	0:11.05 (800-600)
Top Speed [km/h] (Section)	66.7 (600-400)
Race State	Finished



Ladbrokes Cannon Park QLD
 Race 8: MIRUNNERS AUSTRALIA PTY LTD BENCHMARK 50
 Handicap - 950m
 09 April 2026 - 5:25PM
 Track Rating: Soft 7, Weather: Fine, Rail Position: True Entire Circuit



Section	L950	L800	L600	L400	L200
Section Times	0:57.25 (0:11.14)	0:46.11 [11] (0:11.05)	0:35.06 [11] (0:11.37)	0:23.69 [11] (0:11.55)	0:12.13 [8] (0:12.13)
Average Speed [km/h]	47.7	65.2	64.0	63.1	59.6
Top Speed [km/h]	64.0	66.5	66.7	63.4	62.7
Avg. Dist. to Rail [m]	2.6	0.7	1.5	5.5	8.8
Avg. Stride Freq. [Hz]	2.4	2.4	2.4	2.4	2.3
Avg. Stride Length [m]	6.2	7.6	7.5	7.4	7.4



- [] Ranking at each section and finish
- :-:- No data available at this section
- NA No data available

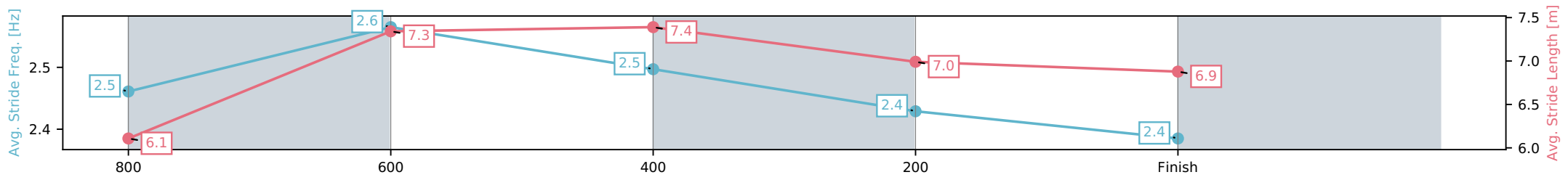
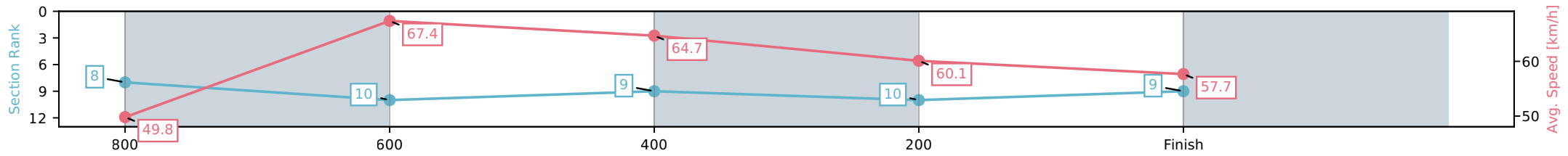
Horse/Jockey Name	Five Bulls/Wanderson D'Avila
Finish Rank	9
Fastest Section Time (Section)	0:10.69 (800-600)
Top Speed [km/h] (Section)	68.3 (800-600)
Race State	Finished



Ladbrokes Cannon Park QLD
 Race 8: MIRUNNERS AUSTRALIA PTY LTD BENCHMARK 50
 Handicap - 950m
 09 April 2026 - 5:25PM
 Track Rating: Soft 7, Weather: Fine, Rail Position: True Entire Circuit



Section	L950	L800	L600	L400	L200
Section Times	0:57.27 (0:10.65)	0:46.62 [10] (0:10.69)	0:35.93 [9] (0:11.26)	0:24.67 [10] (0:12.11)	0:12.56 [9] (0:12.56)
Average Speed [km/h]	49.8	67.4	64.7	60.1	57.7
Top Speed [km/h]	65.9	68.3	67.5	60.6	59.5
Avg. Dist. to Rail [m]	4.8	1.8	2.1	3.5	4.2
Avg. Stride Freq. [Hz]	2.5	2.6	2.5	2.4	2.4
Avg. Stride Length [m]	6.1	7.3	7.4	7.0	6.9



[] Ranking at each section and finish
 -:-:- No data available at this section
 NA No data available

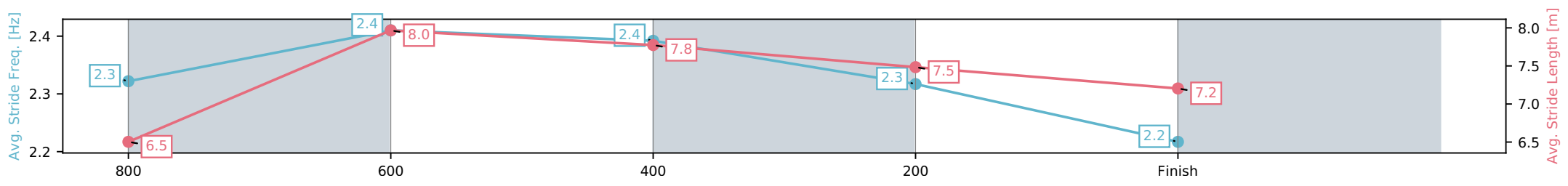
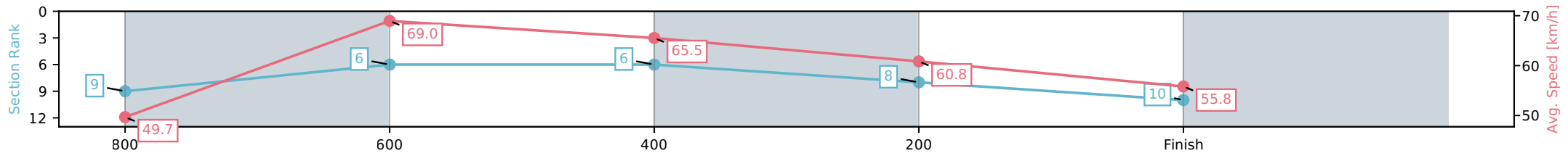
Horse/Jockey Name	Mr Damage/Chelsea Jokic
Finish Rank	10
Fastest Section Time (Section)	0:10.42 (800-600)
Top Speed [km/h] (Section)	71.3 (800-600)
Race State	Finished



Ladbrokes Cannon Park QLD
 Race 8: MIRUNNERS AUSTRALIA PTY LTD BENCHMARK 50
 Handicap - 950m
 09 April 2026 - 5:25PM
 Track Rating: Soft 7, Weather: Fine, Rail Position: True Entire Circuit



Section	L950	L800	L600	L400	L200
Section Times	0:57.35 (0:10.68)	0:46.67 [6] (0:10.42)	0:36.24 [6] (0:11.26)	0:24.98 [8] (0:12.02)	0:12.96 [10] (0:12.96)
Average Speed [km/h]	49.7	69.0	65.5	60.8	55.8
Top Speed [km/h]	67.2	71.3	70.5	63.2	58.2
Avg. Dist. to Rail [m]	8.1	3.9	3.9	7.0	11.5
Avg. Stride Freq. [Hz]	2.3	2.4	2.4	2.3	2.2
Avg. Stride Length [m]	6.5	8.0	7.8	7.5	7.2



[] Ranking at each section and finish
 -:-:- No data available at this section
 NA No data available

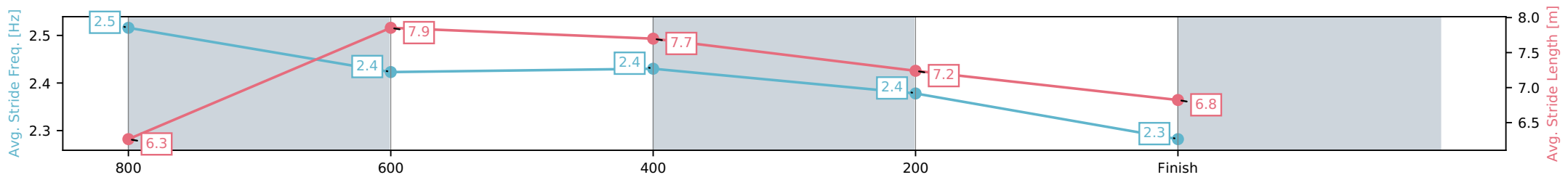
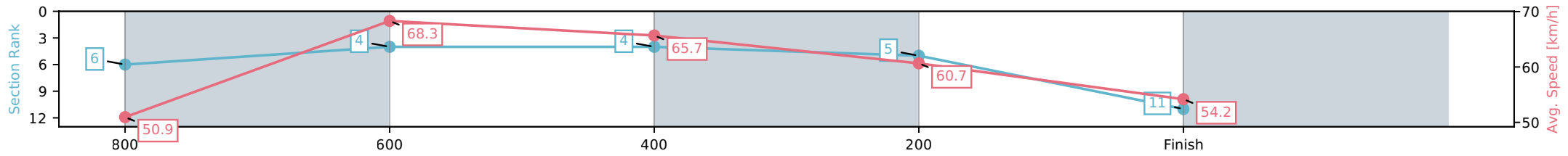
Horse/Jockey Name	Talk Dirty/Lacey Morrison
Finish Rank	11
Fastest Section Time (Section)	0:10.54 (800-600)
Top Speed [km/h] (Section)	70.8 (800-600)
Race State	Finished



Ladbrokes Cannon Park QLD
 Race 8: MIRUNNERS AUSTRALIA PTY LTD BENCHMARK 50
 Handicap - 950m
 09 April 2026 - 5:25PM
 Track Rating: Soft 7, Weather: Fine, Rail Position: True Entire Circuit



Section	L950	L800	L600	L400	L200
Section Times	0:57.54 (0:10.44)	0:47.10 [4] (0:10.54)	0:36.56 [4] (0:11.18)	0:25.38 [5] (0:12.06)	0:13.32 [11] (0:13.32)
Average Speed [km/h]	50.9	68.3	65.7	60.7	54.2
Top Speed [km/h]	67.0	70.8	68.1	62.2	58.1
Avg. Dist. to Rail [m]	6.8	2.6	3.1	7.0	10.4
Avg. Stride Freq. [Hz]	2.5	2.4	2.4	2.4	2.3
Avg. Stride Length [m]	6.3	7.9	7.7	7.2	6.8



[] Ranking at each section and finish
 -:-:- No data available at this section
 NA No data available