



Aquis Park Gold Coast QLD -

Race 1: CRAIG & TONI THE PINNACLE QTIS Two-Year-Old Maiden Plate - 1000m

10 April 2026 - 5:31PM



Track Rating: Good 4, Weather: Fine, Rail Position: +7m 900m-W/Post, +4m Remainder

Field Times (Race Tempo) 0:57.87 (0:13.42) 0:44.45 (0:10.86) 0:33.59 (0:10.66) 0:22.93 (0:11.13) 0:11.79 (0:11.79)

Rank	TAB#	Horse	Overall Time	First 400m	Top Speed km/h (Section)	L1000	L800	L600	L400	L200			
	(BAR#)	Jockey	Margin (DT-W)	Last 600m	Fastest Section (Time)	Start - 800	800 - 600	600 - 400	400 - 200	200 - Finish			
1	13	Olivoni	0:57.87	0:24.28	68.4 (1000 - 800)	0:57.87	0:44.45 [1]	0:33.59 [1]	0:22.93 [1]	0:11.79 [1]			
	(4)	Martin Harley		0:33.59	600-400 (0:10.66)	(0:13.42)	(0:10.86)	(0:10.66)	(0:11.14)	(0:11.79)			
2	6	Auric Star	0:58.63	0:24.82	68.1 (800-600)	0:58.63	0:44.62 [8]	0:33.82 [7]	0:22.95 [6]	0:11.60 [5]			
	(5)	Jett Newman	4.4L (-6)	0:33.81	800-600 (0:10.81)	(0:14.01)	(0:10.81)	(0:10.86)	(0:11.35)	(0:11.60)			
3	4	Raising Suspicion	0:58.73	0:24.65	68.1 (800-600)	0:58.73	0:44.98 [4]	0:34.09 [5]	0:23.16 [5]	0:11.64 [7]			
	(3)	Jake Bayliss	5.0L (-6)	0:34.08	800-600 (0:10.90)	(0:13.75)	(0:10.90)	(0:10.93)	(0:11.51)	(0:11.64)			
4	16	Jolayna Dash	0:58.83	0:24.83	66.6 (800-600)	0:58.83	0:44.99 [7]	0:34.00 [8]	0:23.11 [8]	0:11.83 [4]			
	(2)	Cejay Graham	5.6L (-3)	0:34.00	600-400 (0:10.89)	(0:13.84)	(0:10.99)	(0:10.89)	(0:11.28)	(0:11.83)			
5	15	Spinifex Djon's	0:58.93	0:24.64	69.0 (800-600)	0:58.93	0:45.11 [5]	0:34.29 [4]	0:23.40 [4]	0:11.99 [3]			
	(7)	Jag Guthmann-Chester	6.2L (-6)	0:34.29	800-600 (0:10.82)	(0:13.82)	(0:10.82)	(0:10.89)	(0:11.41)	(0:11.99)			
6	17	Ella's Legacy	0:59.02	0:24.34	69.9 (1000 - 800)	0:59.02	0:45.54 [2]	0:34.68 [3]	0:23.66 [3]	0:11.95 [6]			
	(8)	Georgina Cartwright	6.7L (-6)	0:34.69	800-600 (0:10.86)	(0:13.48)	(0:10.86)	(0:11.03)	(0:11.71)	(0:11.95)			
7	10	Star Of The Bar	0:59.42	0:24.29	70.8 (800-600)	0:59.42	0:45.59 [6]	0:35.13 [2]	0:24.09 [2]	0:12.50 [2]			
	(9)	Andrew Mallyon	9.1L (-3)	0:35.12	800-600 (0:10.46)	(0:13.83)	(0:10.46)	(0:11.04)	(0:11.58)	(0:12.50)			
8	1	Exotic Jungle	1:00.53	0:24.97	67.8 (800-600)	1:00.53	0:46.47 [9]	0:35.56 [9]	0:24.38 [9]	0:12.51 [9]			
	(6)	Brandon Lerena	15.6L (-7)	0:35.56	800-600 (0:10.91)	(0:14.06)	(0:10.91)	(0:11.18)	(0:11.87)	(0:12.51)			
9	3	Johnny The Fox	1:00.54	0:24.64	67.0 (800-600)	1:00.54	0:46.94 [3]	0:35.90 [5]	0:24.83 [7]	0:13.06 [8]			
	(1)	Damien Thornton	15.7L (-8)	0:35.90	800-600 (0:11.04)	(0:13.60)	(0:11.04)	(0:11.06)	(0:11.78)	(0:13.06)			

Scratched: Hell Or Heaven (#2), Where Next (#5), Hidden Whisper (#7), Just A Duchess (#8), La Premiere (#9), Fearless Win (#11), Phere The Warrego (#12), I Am That Girl (#14)

Report Created: Fri 10 April 2026

(Note: Races are conducted over an approximate distance as close as possible to the advertised distance, and recorded data may vary accordingly. Official times refer to race times only and do not include handicap times.)

[] Position in running at each section and finish TAB# Saddle cloth number

Fastest split

-:--:-- No data available at this section

BAR# Barrier/Gate Position

Fastest section

NA No data available

DNF Did not finish

DNT Did not track

DT-W Distance travelled compared to winner in metres

Horse/Jockey Name	Olivoni/Martin Harley
Finish Rank	1
Fastest Section Time (Section)	0:10.66 (600-400)
Top Speed [km/h] (Section)	68.4 (1000 - 800)
Race State	Finished



Aquis Park Gold Coast QLD

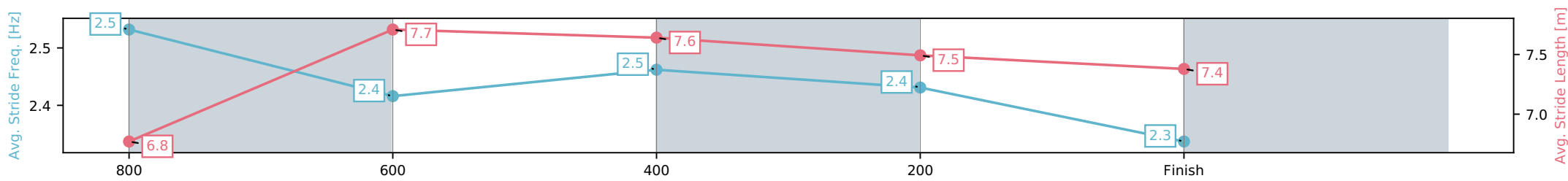
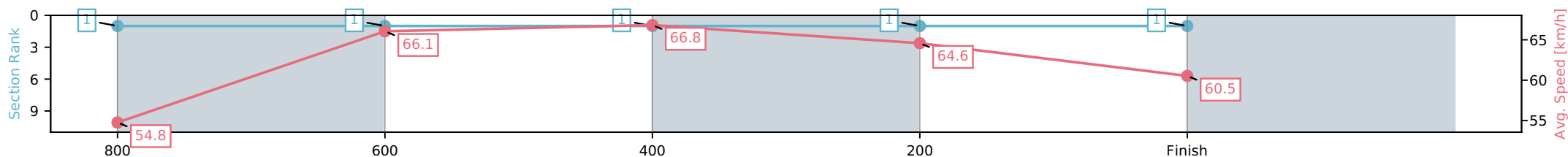
Race 1: CRAIG & TONI THE PINNACLE QTIS Two-Year-Old Maiden Plate - 1000m

10 April 2026 - 5:31PM

Track Rating: Good 4, Weather: Fine, Rail Position: +7m 900m-W/Post, +4m Remainder



Section	L1000	L800	L600	L400	L200
Section Times	0:57.87 (0:13.42)	0:44.45 [1] (0:10.86)	0:33.59 [1] (0:10.66)	0:22.93 [1] (0:11.14)	0:11.79 [1] (0:11.79)
Average Speed [km/h]	54.8	66.1	66.8	64.6	60.5
Top Speed [km/h]	68.4	68.2	68.3	65.3	63.0
Avg. Dist. to Rail [m]	7.4	0.9	1.9	0.9	0.5
Avg. Stride Freq. [Hz]	2.5	2.4	2.5	2.4	2.3
Avg. Stride Length [m]	6.8	7.7	7.6	7.5	7.4



- [] Ranking at each section and finish
- :-:- No data available at this section
- NA No data available

Horse/Jockey Name	Auric Star/Jett Newman
Finish Rank	2
Fastest Section Time (Section)	0:10.81 (800-600)
Top Speed [km/h] (Section)	68.1 (800-600)
Race State	Finished



Aquis Park Gold Coast QLD

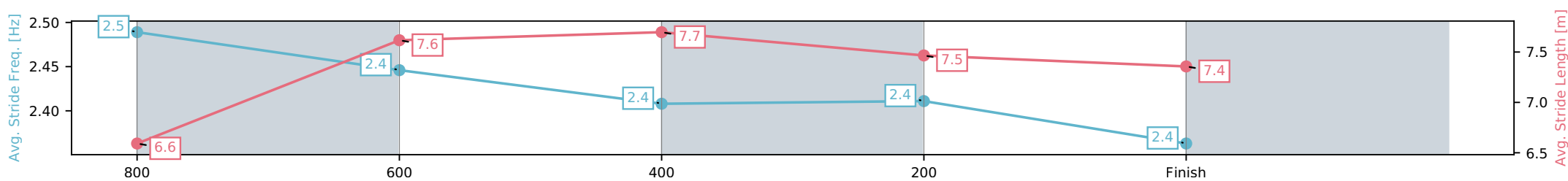
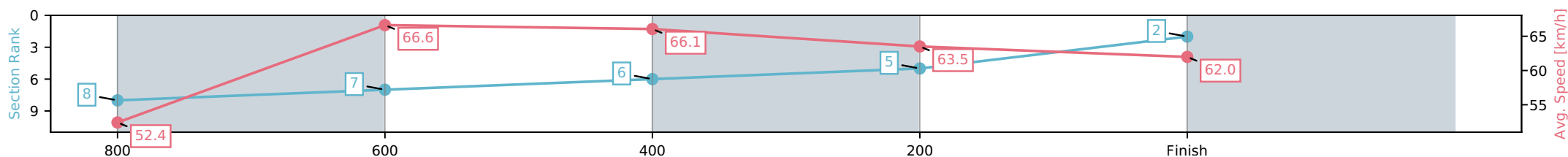
Race 1: CRAIG & TONI THE PINNACLE QTIS Two-Year-Old Maiden Plate - 1000m

10 April 2026 - 5:31PM

Track Rating: Good 4, Weather: Fine, Rail Position: +7m 900m-W/Post, +4m Remainder



Section	L1000	L800	L600	L400	L200
Section Times	0:58.63 (0:14.01)	0:44.62 [7] (0:10.81)	0:33.82 [6] (0:10.86)	0:22.95 [5] (0:11.35)	0:11.60 [2] (0:11.60)
Average Speed [km/h]	52.4	66.6	66.1	63.5	62.0
Top Speed [km/h]	67.2	68.1	67.4	65.9	62.7
Avg. Dist. to Rail [m]	6.8	0.4	0.6	2.8	5.8
Avg. Stride Freq. [Hz]	2.5	2.4	2.4	2.4	2.4
Avg. Stride Length [m]	6.6	7.6	7.7	7.5	7.4



- [] Ranking at each section and finish
- :-:- No data available at this section
- NA No data available

Horse/Jockey Name	Raising Suspicion/Jake Bayliss
Finish Rank	3
Fastest Section Time (Section)	0:10.90 (800-600)
Top Speed [km/h] (Section)	68.1 (800-600)
Race State	Finished



Aquis Park Gold Coast QLD

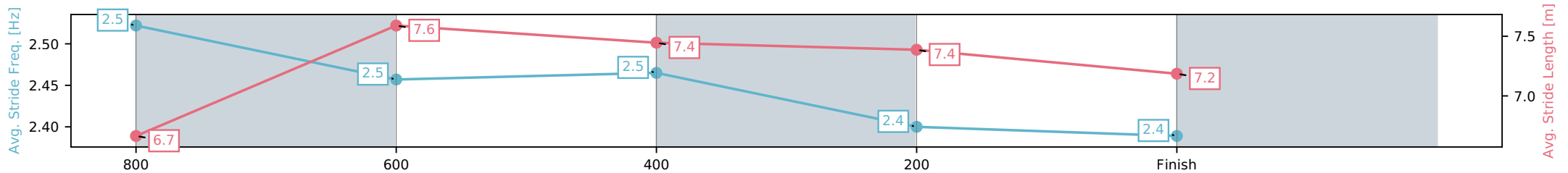
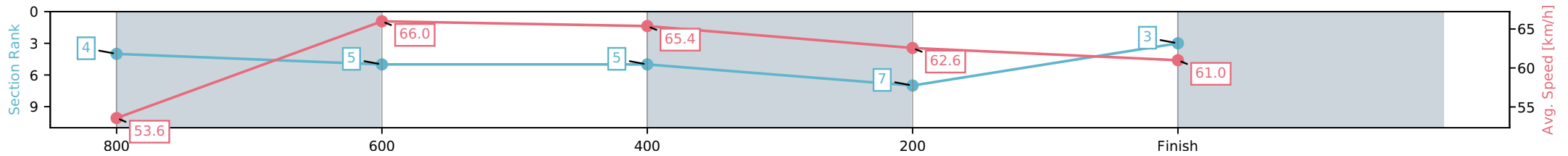
Race 1: CRAIG & TONI THE PINNACLE QTIS Two-Year-Old Maiden Plate - 1000m

10 April 2026 - 5:31PM

Track Rating: Good 4, Weather: Fine, Rail Position: +7m 900m-W/Post, +4m Remainder



Section	L1000	L800	L600	L400	L200
Section Times	0:58.73 (0:13.75)	0:44.98 [5] (0:10.90)	0:34.09 [5] (0:10.93)	0:23.16 [7] (0:11.51)	0:11.64 [3] (0:11.64)
Average Speed [km/h]	53.6	66.0	65.4	62.6	61.0
Top Speed [km/h]	67.6	68.1	66.0	64.6	62.0
Avg. Dist. to Rail [m]	6.0	0.5	1.5	0.6	0.5
Avg. Stride Freq. [Hz]	2.5	2.5	2.5	2.4	2.4
Avg. Stride Length [m]	6.7	7.6	7.4	7.4	7.2



- [] Ranking at each section and finish
- :-:- No data available at this section
- NA No data available

Horse/Jockey Name	Jolayna Dash/Cejay Graham
Finish Rank	4
Fastest Section Time (Section)	0:10.89 (600-400)
Top Speed [km/h] (Section)	66.6 (800-600)
Race State	Finished



Aquis Park Gold Coast QLD

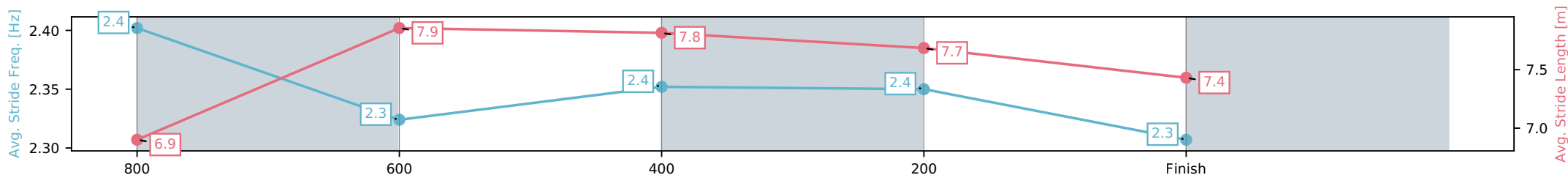
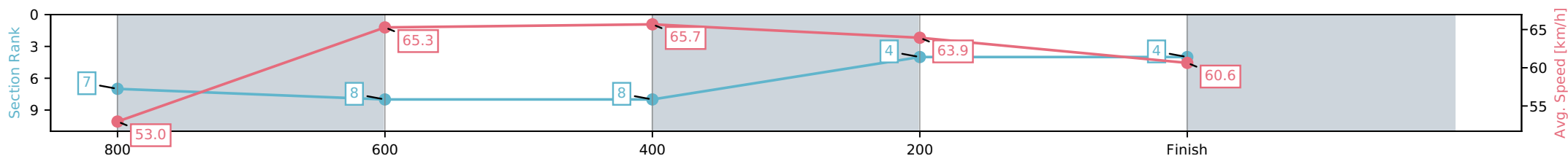
Race 1: CRAIG & TONI THE PINNACLE QTIS Two-Year-Old Maiden Plate - 1000m

10 April 2026 - 5:31PM

Track Rating: Good 4, Weather: Fine, Rail Position: +7m 900m-W/Post, +4m Remainder



Section	L1000	L800	L600	L400	L200
Section Times	0:58.83 (0:13.84)	0:44.99 [8] (0:10.99)	0:34.00 [8] (0:10.89)	0:23.11 [4] (0:11.28)	0:11.83 [4] (0:11.83)
Average Speed [km/h]	53.0	65.3	65.7	63.9	60.6
Top Speed [km/h]	66.6	66.6	66.3	65.5	62.5
Avg. Dist. to Rail [m]	5.9	1.6	1.3	3.1	4.1
Avg. Stride Freq. [Hz]	2.4	2.3	2.4	2.4	2.3
Avg. Stride Length [m]	6.9	7.9	7.8	7.7	7.4



- [] Ranking at each section and finish
- :-:- No data available at this section
- NA No data available

Horse/Jockey Name	Spinifex Djon's/Jag Guthmann-Chester
Finish Rank	5
Fastest Section Time (Section)	0:10.82 (800-600)
Top Speed [km/h] (Section)	69.0 (800-600)
Race State	Finished



Aquis Park Gold Coast QLD

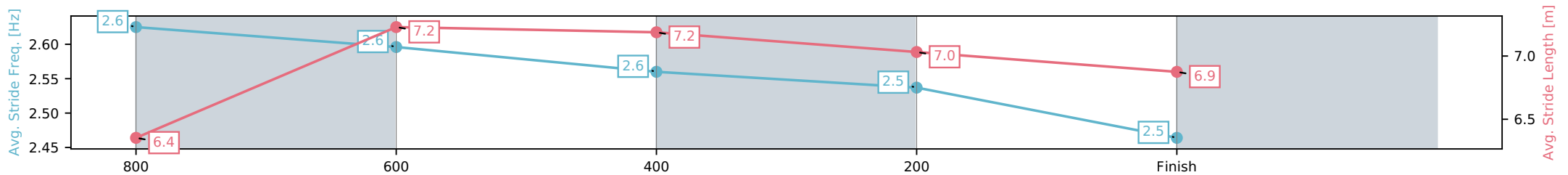
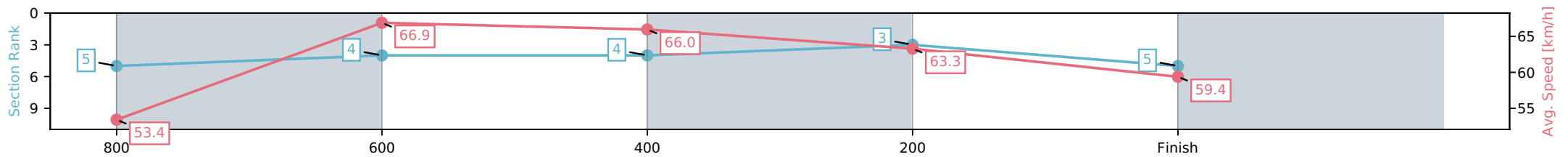
Race 1: CRAIG & TONI THE PINNACLE QTIS Two-Year-Old Maiden Plate - 1000m

10 April 2026 - 5:31PM

Track Rating: Good 4, Weather: Fine, Rail Position: +7m 900m-W/Post, +4m Remainder



Section	L1000	L800	L600	L400	L200
Section Times	0:58.93 (0:13.82)	0:45.11 [4] (0:10.82)	0:34.29 [4] (0:10.89)	0:23.40 [3] (0:11.41)	0:11.99 [5] (0:11.99)
Average Speed [km/h]	53.4	66.9	66.0	63.3	59.4
Top Speed [km/h]	66.9	69.0	66.7	65.3	62.1
Avg. Dist. to Rail [m]	9.4	1.6	0.6	3.4	5.9
Avg. Stride Freq. [Hz]	2.6	2.6	2.6	2.5	2.5
Avg. Stride Length [m]	6.4	7.2	7.2	7.0	6.9



- [] Ranking at each section and finish
- :-:- No data available at this section
- NA No data available

Horse/Jockey Name	Ella's Legacy/Georgina Cartwright
Finish Rank	6
Fastest Section Time (Section)	0:10.86 (800-600)
Top Speed [km/h] (Section)	69.9 (1000 - 800)
Race State	Finished



Aquis Park Gold Coast QLD

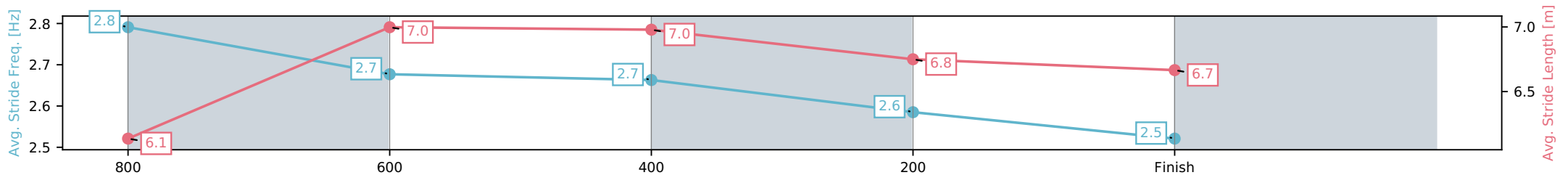
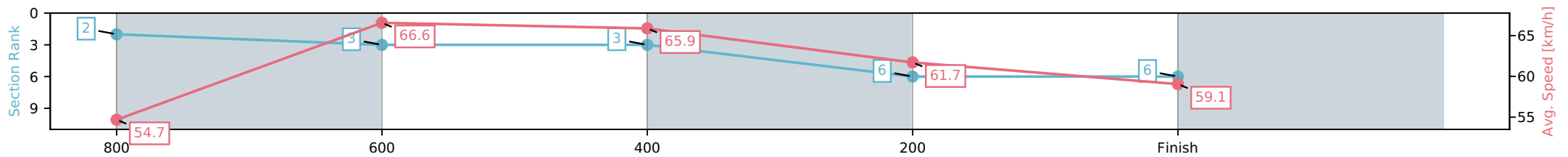
Race 1: CRAIG & TONI THE PINNACLE QTIS Two-Year-Old Maiden Plate - 1000m

10 April 2026 - 5:31PM

Track Rating: Good 4, Weather: Fine, Rail Position: +7m 900m-W/Post, +4m Remainder



Section	L1000	L800	L600	L400	L200
Section Times	0:59.02 (0:13.48)	0:45.54 [3] (0:10.86)	0:34.68 [3] (0:11.03)	0:23.66 [6] (0:11.71)	0:11.95 [6] (0:11.95)
Average Speed [km/h]	54.7	66.6	65.9	61.7	59.1
Top Speed [km/h]	69.9	67.6	67.4	64.1	61.0
Avg. Dist. to Rail [m]	9.8	1.0	1.7	3.2	2.0
Avg. Stride Freq. [Hz]	2.8	2.7	2.7	2.6	2.5
Avg. Stride Length [m]	6.1	7.0	7.0	6.8	6.7



- [] Ranking at each section and finish
- :-:- No data available at this section
- NA No data available

Horse/Jockey Name	Star Of The Bar/Andrew Mallyon
Finish Rank	7
Fastest Section Time (Section)	0:10.46 (800-600)
Top Speed [km/h] (Section)	70.8 (800-600)
Race State	Finished



Aquis Park Gold Coast QLD

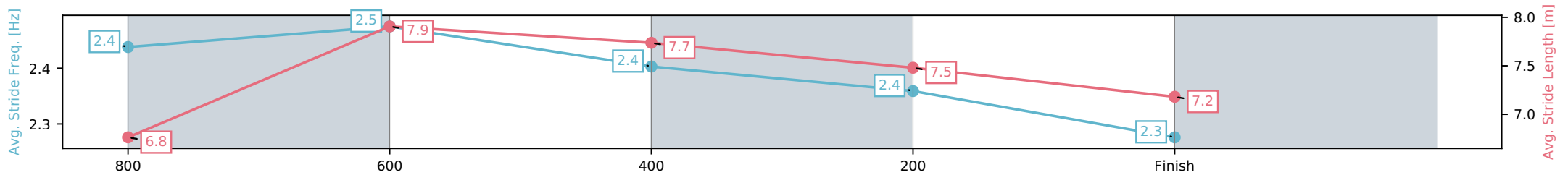
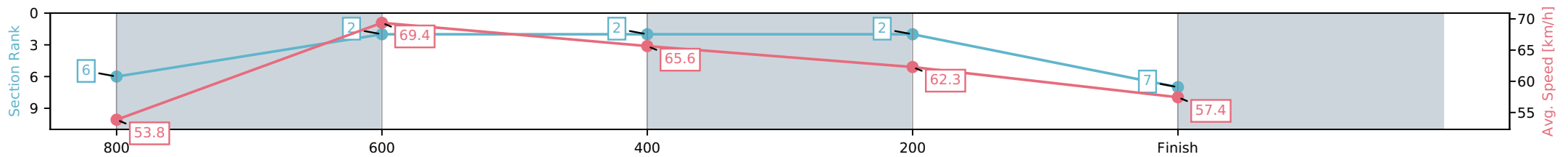
Race 1: CRAIG & TONI THE PINNACLE QTIS Two-Year-Old Maiden Plate - 1000m

10 April 2026 - 5:31PM

Track Rating: Good 4, Weather: Fine, Rail Position: +7m 900m-W/Post, +4m Remainder



Section	L1000	L800	L600	L400	L200
Section Times	0:59.42 (0:13.83)	0:45.59 [2] (0:10.46)	0:35.13 [2] (0:11.04)	0:24.09 [2] (0:11.58)	0:12.50 [7] (0:12.50)
Average Speed [km/h]	53.8	69.4	65.6	62.3	57.4
Top Speed [km/h]	70.0	70.8	67.3	63.6	59.9
Avg. Dist. to Rail [m]	12.3	2.4	1.0	2.8	4.3
Avg. Stride Freq. [Hz]	2.4	2.5	2.4	2.4	2.3
Avg. Stride Length [m]	6.8	7.9	7.7	7.5	7.2



- [] Ranking at each section and finish
- :-:- No data available at this section
- NA No data available

Horse/Jockey Name	Exotic Jungle/Brandon Lerena
Finish Rank	8
Fastest Section Time (Section)	0:10.91 (800-600)
Top Speed [km/h] (Section)	67.8 (800-600)
Race State	Finished



Aquis Park Gold Coast QLD

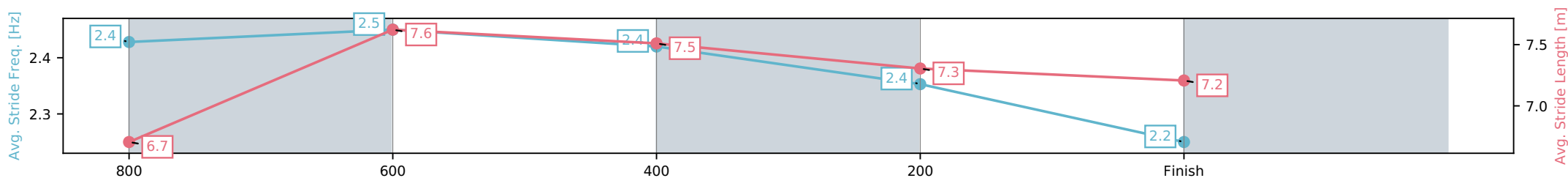
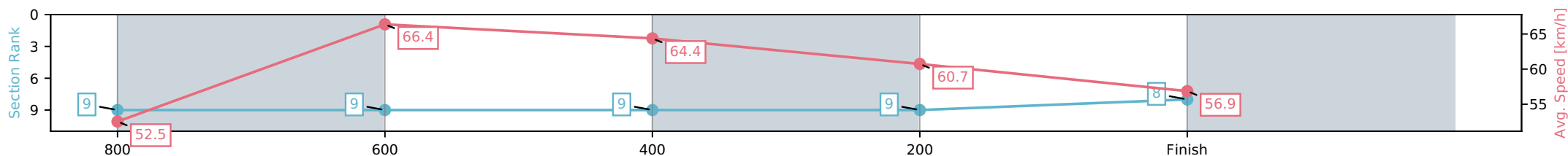
Race 1: CRAIG & TONI THE PINNACLE QTIS Two-Year-Old Maiden Plate - 1000m

10 April 2026 - 5:31PM

Track Rating: Good 4, Weather: Fine, Rail Position: +7m 900m-W/Post, +4m Remainder



Section	L1000	L800	L600	L400	L200
Section Times	1:00.53 (0:14.06)	0:46.47 [9] (0:10.91)	0:35.56 [9] (0:11.18)	0:24.38 [9] (0:11.87)	0:12.51 [8] (0:12.51)
Average Speed [km/h]	52.5	66.4	64.4	60.7	56.9
Top Speed [km/h]	67.7	67.8	66.1	62.0	58.9
Avg. Dist. to Rail [m]	8.2	1.5	0.4	0.7	2.0
Avg. Stride Freq. [Hz]	2.4	2.5	2.4	2.4	2.2
Avg. Stride Length [m]	6.7	7.6	7.5	7.3	7.2



- [] Ranking at each section and finish
- :-:- No data available at this section
- NA No data available

Horse/Jockey Name	Johnny The Fox/Damien Thornton
Finish Rank	9
Fastest Section Time (Section)	0:11.04 (800-600)
Top Speed [km/h] (Section)	67.0 (800-600)
Race State	Finished



Aquis Park Gold Coast QLD

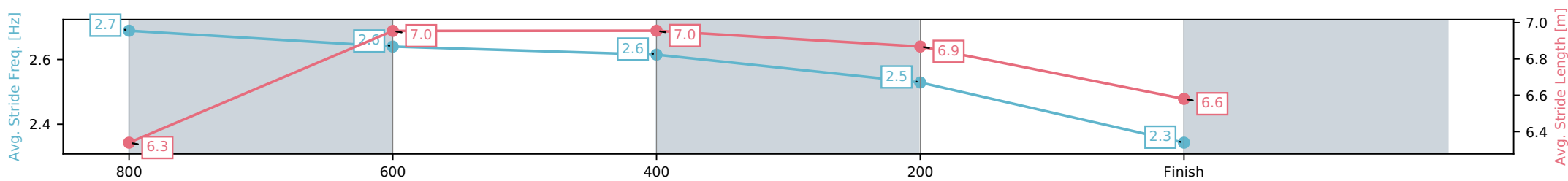
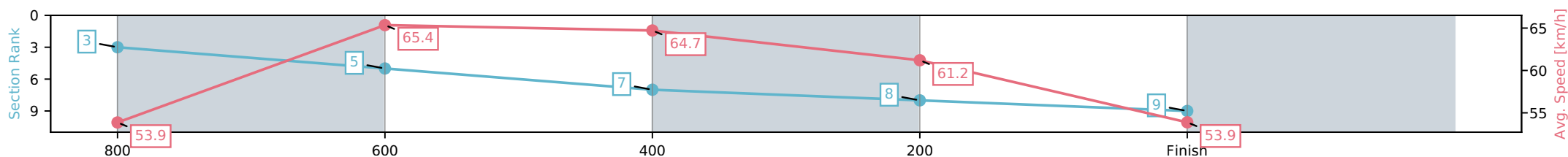
Race 1: CRAIG & TONI THE PINNACLE QTIS Two-Year-Old Maiden Plate - 1000m

10 April 2026 - 5:31PM

Track Rating: Good 4, Weather: Fine, Rail Position: +7m 900m-W/Post, +4m Remainder



Section	L1000	L800	L600	L400	L200
Section Times	1:00.54 (0:13.60)	0:46.94 [5] (0:11.04)	0:35.90 [7] (0:11.06)	0:24.83 [8] (0:11.78)	0:13.06 [9] (0:13.06)
Average Speed [km/h]	53.9	65.4	64.7	61.2	53.9
Top Speed [km/h]	66.4	67.0	65.7	63.0	57.5
Avg. Dist. to Rail [m]	5.1	0.6	0.7	0.7	1.1
Avg. Stride Freq. [Hz]	2.7	2.6	2.6	2.5	2.3
Avg. Stride Length [m]	6.3	7.0	7.0	6.9	6.6



- [] Ranking at each section and finish
- :-:- No data available at this section
- NA No data available



Aquis Park Gold Coast QLD - Race 2: SIMMONS BRICKLAYING Maiden Handicap - 1700m 10 April 2026 - 6:00PM



Track Rating: Good 4, Weather: Fine, Rail Position: +7m 900m-W/Post, +4m Remainder

Field Times (Race Tempo) 1:45.76 (0:08.93) 1:36.83 (0:12.32) 1:24.51 (0:12.06) 1:12.44 (0:12.21) 1:00.24 (0:12.62) 0:47.62 (0:12.51) 0:35.11 (0:12.05) 0:23.06 (0:11.40)

Rank	TAB#	Horse	Overall Time	First 400m	Top Speed km/h (Section)	L1700	L1600	L1400	L1200	L1000	L800	L600	L400
	(BAR#)	Jockey	Margin (DT-W)	Last 600m	Fastest Section (Time)	Start - 1600	1600 - 1400	1400 - 1200	1200 - 1000	1000 - 800	800 - 600	600 - 400	400 - 200
1	2	Certify	1:45.76	0:27.69	65.1 (200-0)	1:45.76	1:36.36 [5]	1:24.16 [4]	1:12.04 [4]	0:59.82 [4]	0:47.20 [4]	0:34.84 [4]	0:23.01 [2]
	(5)	Andrew Mallyon		0:34.84	400-200 (0:11.35)	(0:09.40)	(0:12.20)	(0:12.13)	(0:12.22)	(0:12.62)	(0:12.36)	(0:11.83)	(0:11.35)
2	4	Tszyuya	1:45.92	0:27.35	64.1 (400-200)	1:45.92	1:36.99 [1]	1:24.67 [1]	1:12.60 [1]	1:00.40 [1]	0:47.78 [1]	0:35.27 [1]	0:23.22 [1]
	(2)	Leah Martyn	0.9L (+1)	0:35.27	400-200 (0:11.46)	(0:08.93)	(0:12.32)	(0:12.06)	(0:12.21)	(0:12.62)	(0:12.51)	(0:12.06)	(0:11.46)
3	5	Moment	1:46.21	0:27.60	63.3 (400-200)	1:46.21	1:37.18 [2]	1:24.76 [3]	1:12.61 [3]	1:00.44 [3]	0:47.78 [3]	0:35.31 [3]	0:23.29 [4]
	(1)	Cejay Graham	2.6L (+0)	0:35.31	400-200 (0:11.50)	(0:09.03)	(0:12.42)	(0:12.15)	(0:12.16)	(0:12.67)	(0:12.47)	(0:12.02)	(0:11.50)
4	8	Violaceous	1:46.28	0:27.94	63.5 (400-200)	1:46.28	1:37.05 [4]	1:24.49 [5]	1:12.31 [5]	1:00.09 [6]	0:47.49 [5]	0:35.10 [5]	0:23.22 [6]
	(4)	Jake Bayliss	3.1L (+7)	0:35.09	400-200 (0:11.56)	(0:09.23)	(0:12.56)	(0:12.18)	(0:12.21)	(0:12.60)	(0:12.39)	(0:11.88)	(0:11.56)
5	7	Hopetoun Park	1:46.37	0:28.05	62.7 (400-200)	1:46.37	1:36.88 [6]	1:24.36 [6]	1:12.31 [6]	1:00.22 [5]	0:47.56 [6]	0:35.17 [6]	0:23.33 [5]
	(6)	Girish Goomany	3.6L (+9)	0:35.16	400-200 (0:11.65)	(0:09.49)	(0:12.52)	(0:12.05)	(0:12.10)	(0:12.65)	(0:12.40)	(0:11.83)	(0:11.65)
6	3	Namara	1:46.42	0:27.46	62.1 (400-200)	1:46.42	1:37.26 [3]	1:25.02 [2]	1:12.94 [2]	1:00.70 [2]	0:48.09 [2]	0:35.66 [2]	0:23.63 [3]
	(3)	Daniel Moor	3.9L (+4)	0:35.67	400-200 (0:11.69)	(0:09.16)	(0:12.24)	(0:12.08)	(0:12.24)	(0:12.62)	(0:12.42)	(0:12.04)	(0:11.69)

Scratched: Divil A Bit (#1), Clearly Not (#6)

Report Created: Fri 10 April 2026

(Note: Races are conducted over an approximate distance as close as possible to the advertised distance, and recorded data may vary accordingly. Official times refer to race times only and do not include handicap times.)

[] Position in running at each section and finish TAB# Saddle cloth number

-:--:-- No data available at this section

NA No data available

DNT Did not track

BAR# Barrier/Gate Position

DNF Did not finish

DT-W Distance travelled compared to winner in metres

[] Fastest split

[■] Fastest section



Aquis Park Gold Coast QLD -
Race 2: SIMMONS BRICKLAYING Maiden Handicap - 1700m
 10 April 2026 - 6:00PM



Track Rating: Good 4, Weather: Fine, Rail Position: +7m 900m-W/Post, +4m Remainder

Field Times 0:11.65
 (Race Tempo) (0:11.65)

Rank	TAB#	Horse	Overall Time	First 400m	Top Speed km/h (Section)	L200								
	(BAR#)	Jockey	Margin (DT-W)	Last 600m	Fastest Section (Time)	200 - Finish								
1	2	Certify	1:45.76	0:27.69	65.1 (200-0)	0:11.66 [1]								
	(5)	Andrew Mallyon		0:34.84	400-200 (0:11.35)	(0:11.66)								
2	4	Tszyuya	1:45.92	0:27.35	64.1 (400-200)	0:11.75 [2]								
	(2)	Leah Martyn	0.9L (+1)	0:35.27	400-200 (0:11.46)	(0:11.75)								
3	5	Moment	1:46.21	0:27.60	63.3 (400-200)	0:11.79 [3]								
	(1)	Cejay Graham	2.6L (+0)	0:35.31	400-200 (0:11.50)	(0:11.79)								
4	8	Violaceous	1:46.28	0:27.94	63.5 (400-200)	0:11.65 [5]								
	(4)	Jake Bayliss	3.1L (+7)	0:35.09	400-200 (0:11.56)	(0:11.65)								
5	7	Hopetoun Park	1:46.37	0:28.05	62.7 (400-200)	0:11.68 [6]								
	(6)	Girish Goomany	3.6L (+9)	0:35.16	400-200 (0:11.65)	(0:11.68)								
6	3	Namara	1:46.42	0:27.46	62.1 (400-200)	0:11.94 [4]								
	(3)	Daniel Moor	3.9L (+4)	0:35.67	400-200 (0:11.69)	(0:11.94)								

Scratched: Divil A Bit (#1), Clearly Not (#6)

Report Created: Fri 10 April 2026

(Note: Races are conducted over an approximate distance as close as possible to the advertised distance, and recorded data may vary accordingly. Official times refer to race times only and do not include handicap times.)

[] Position in running at each section and finish TAB# Saddle cloth number

Fastest split

-:--:- No data available at this section

BAR# Barrier/Gate Position

Fastest section

NA No data available

DNF Did not finish

DNT Did not track

DT-W Distance travelled compared to winner in metres

Horse/Jockey Name	Certify/Andrew Mallyon
Finish Rank	1
Fastest Section Time (Section)	0:11.35 (400-200)
Top Speed [km/h] (Section)	65.1 (200-0)
Race State	Finished



Aquis Park Gold Coast QLD

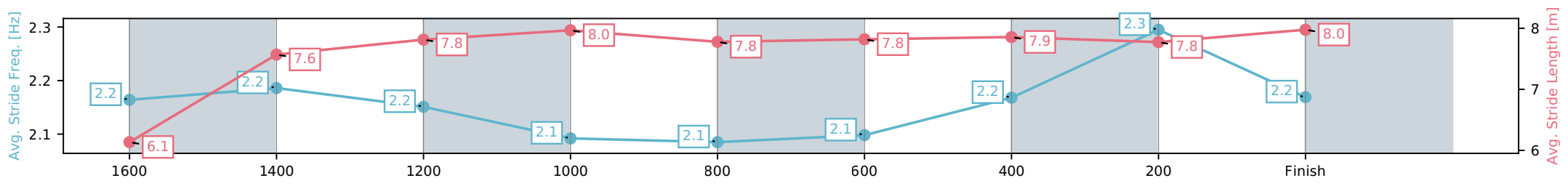
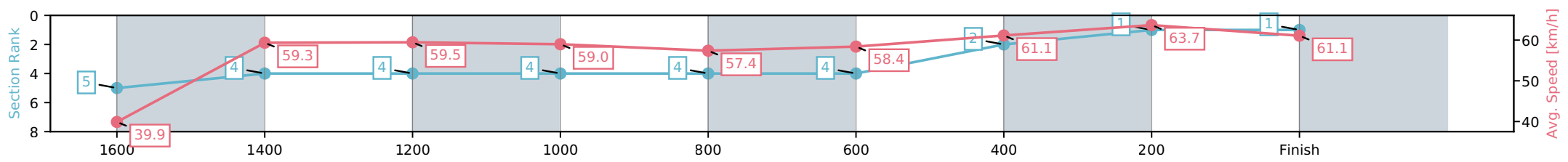
Race 2: SIMMONS BRICKLAYING Maiden Handicap - 1700m

10 April 2026 - 6:00PM

Track Rating: Good 4, Weather: Fine, Rail Position: +7m 900m-W/Post, +4m Remainder



Section	L1700	L1600	L1400	L1200	L1000	L800	L600	L400	L200
Section Times	1:45.76 (0:09.40)	1:36.36 [4] (0:12.20)	1:24.16 [4] (0:12.13)	1:12.04 [4] (0:12.22)	0:59.82 [4] (0:12.62)	0:47.20 [4] (0:12.36)	0:34.84 [2] (0:11.83)	0:23.01 [1] (0:11.35)	0:11.66 [1] (0:11.66)
Average Speed [km/h]	39.9	59.3	59.5	59.0	57.4	58.4	61.1	63.7	61.1
Top Speed [km/h]	56.1	60.4	60.3	60.2	58.5	59.4	63.4	64.6	65.1
Avg. Dist. to Rail [m]	5.5	1.1	1.2	1.4	1.2	0.9	0.9	2.3	2.9
Avg. Stride Freq. [Hz]	2.2	2.2	2.2	2.1	2.1	2.1	2.2	2.3	2.2
Avg. Stride Length [m]	6.1	7.6	7.8	8.0	7.8	7.8	7.9	7.8	8.0



[] Ranking at each section and finish
 -:-:- No data available at this section
 NA No data available

Horse/Jockey Name	Tszyuya/Leah Martyn
Finish Rank	2
Fastest Section Time (Section)	0:11.46 (400-200)
Top Speed [km/h] (Section)	64.1 (400-200)
Race State	Finished



Aquis Park Gold Coast QLD

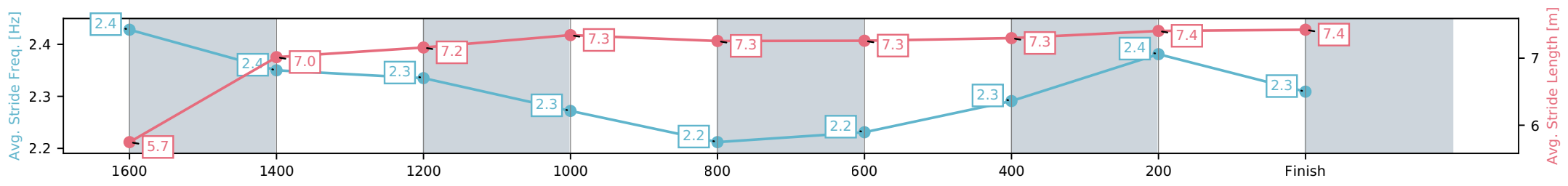
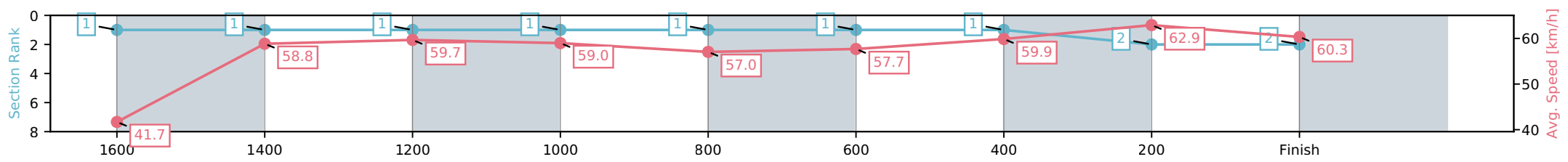
Race 2: SIMMONS BRICKLAYING Maiden Handicap - 1700m

10 April 2026 - 6:00PM

Track Rating: Good 4, Weather: Fine, Rail Position: +7m 900m-W/Post, +4m Remainder



Section	L1700	L1600	L1400	L1200	L1000	L800	L600	L400	L200
Section Times	1:45.92 (0:08.93)	1:36.99 [1] (0:12.32)	1:24.67 [1] (0:12.06)	1:12.60 [1] (0:12.21)	1:00.40 [1] (0:12.62)	0:47.78 [1] (0:12.51)	0:35.27 [1] (0:12.06)	0:23.22 [2] (0:11.46)	0:11.75 [2] (0:11.75)
Average Speed [km/h]	41.7	58.8	59.7	59.0	57.0	57.7	59.9	62.9	60.3
Top Speed [km/h]	58.0	60.2	60.9	60.4	57.8	58.4	62.0	64.1	62.4
Avg. Dist. to Rail [m]	4.2	1.3	0.3	0.2	0.5	0.6	0.6	1.5	1.9
Avg. Stride Freq. [Hz]	2.4	2.4	2.3	2.3	2.2	2.2	2.3	2.4	2.3
Avg. Stride Length [m]	5.7	7.0	7.2	7.3	7.3	7.3	7.3	7.4	7.4



[] Ranking at each section and finish
 -:-:- No data available at this section
 NA No data available

Horse/Jockey Name	Moment/Cejay Graham
Finish Rank	3
Fastest Section Time (Section)	0:11.50 (400-200)
Top Speed [km/h] (Section)	63.3 (400-200)
Race State	Finished



Aquis Park Gold Coast QLD

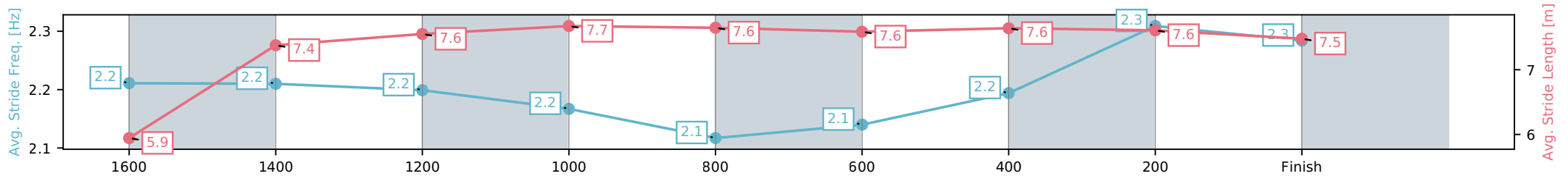
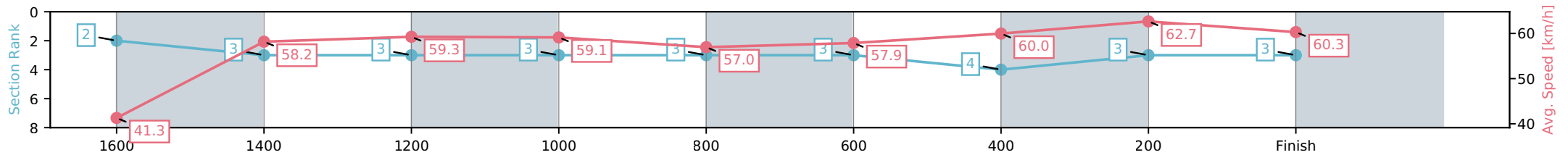
Race 2: SIMMONS BRICKLAYING Maiden Handicap - 1700m

10 April 2026 - 6:00PM

Track Rating: Good 4, Weather: Fine, Rail Position: +7m 900m-W/Post, +4m Remainder



Section	L1700	L1600	L1400	L1200	L1000	L800	L600	L400	L200
Section Times	1:46.21 (0:09.03)	1:37.18 [3] (0:12.42)	1:24.76 [3] (0:12.15)	1:12.61 [3] (0:12.16)	1:00.44 [3] (0:12.67)	0:47.78 [3] (0:12.47)	0:35.31 [4] (0:12.02)	0:23.29 [3] (0:11.50)	0:11.79 [3] (0:11.79)
Average Speed [km/h]	41.3	58.2	59.3	59.1	57.0	57.9	60.0	62.7	60.3
Top Speed [km/h]	57.2	59.5	60.4	60.4	57.7	58.9	61.7	63.3	62.1
Avg. Dist. to Rail [m]	1.8	0.8	0.5	0.7	0.7	0.5	0.5	0.7	1.0
Avg. Stride Freq. [Hz]	2.2	2.2	2.2	2.2	2.1	2.1	2.2	2.3	2.3
Avg. Stride Length [m]	5.9	7.4	7.6	7.7	7.6	7.6	7.6	7.6	7.5



- [] Ranking at each section and finish
- :-:- No data available at this section
- NA No data available

Horse/Jockey Name	Violaceous/Jake Bayliss
Finish Rank	4
Fastest Section Time (Section)	0:11.56 (400-200)
Top Speed [km/h] (Section)	63.5 (400-200)
Race State	Finished



Aquis Park Gold Coast QLD

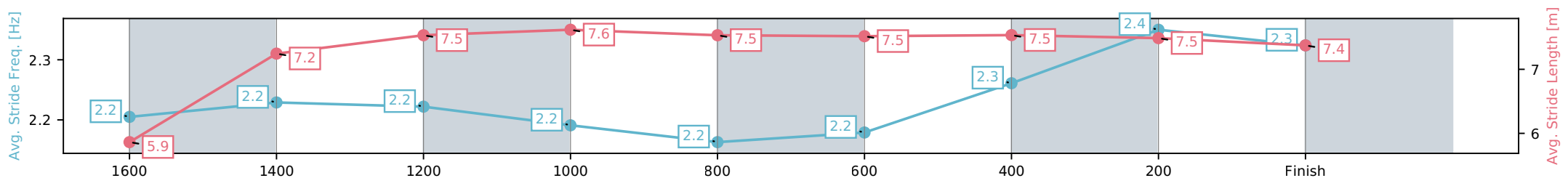
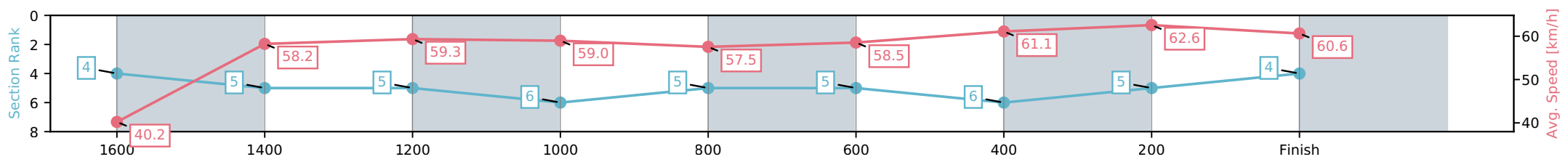
Race 2: SIMMONS BRICKLAYING Maiden Handicap - 1700m

10 April 2026 - 6:00PM

Track Rating: Good 4, Weather: Fine, Rail Position: +7m 900m-W/Post, +4m Remainder



Section	L1700	L1600	L1400	L1200	L1000	L800	L600	L400	L200
Section Times	1:46.28 (0:09.23)	1:37.05 [5] (0:12.56)	1:24.49 [5] (0:12.18)	1:12.31 [6] (0:12.21)	1:00.09 [5] (0:12.60)	0:47.49 [5] (0:12.39)	0:35.10 [6] (0:11.88)	0:23.22 [5] (0:11.56)	0:11.65 [4] (0:11.65)
Average Speed [km/h]	40.2	58.2	59.3	59.0	57.5	58.5	61.1	62.6	60.6
Top Speed [km/h]	53.7	60.6	60.2	60.2	58.3	60.2	62.8	63.5	61.5
Avg. Dist. to Rail [m]	5.7	2.5	2.3	1.9	1.6	1.6	1.7	3.4	3.9
Avg. Stride Freq. [Hz]	2.2	2.2	2.2	2.2	2.2	2.2	2.3	2.4	2.3
Avg. Stride Length [m]	5.9	7.2	7.5	7.6	7.5	7.5	7.5	7.5	7.4



[] Ranking at each section and finish
 -:-:- No data available at this section
 NA No data available

Horse/Jockey Name	Hopetoun Park/Girish Goomany
Finish Rank	5
Fastest Section Time (Section)	0:11.65 (400-200)
Top Speed [km/h] (Section)	62.7 (400-200)
Race State	Finished



Aquis Park Gold Coast QLD

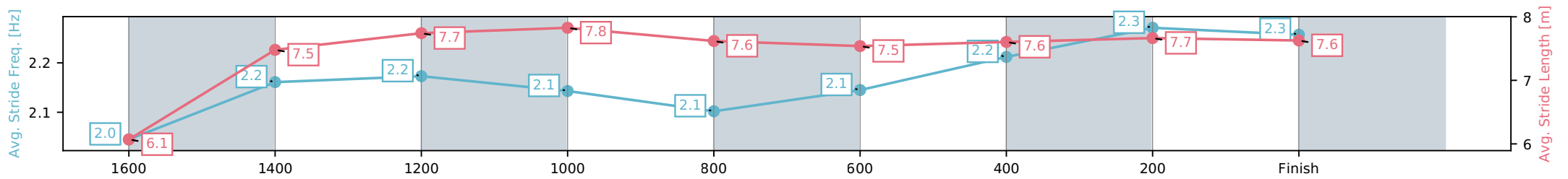
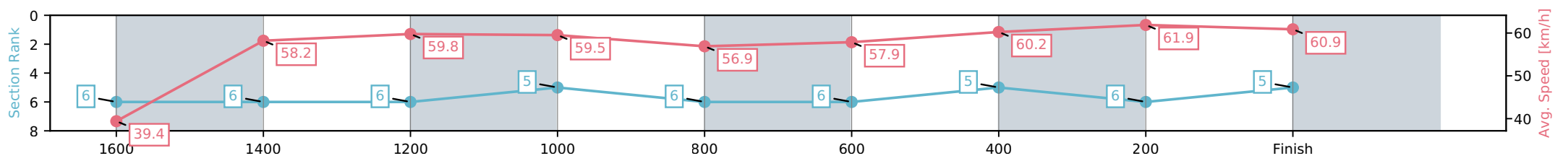
Race 2: SIMMONS BRICKLAYING Maiden Handicap - 1700m

10 April 2026 - 6:00PM

Track Rating: Good 4, Weather: Fine, Rail Position: +7m 900m-W/Post, +4m Remainder



Section	L1700	L1600	L1400	L1200	L1000	L800	L600	L400	L200
Section Times	1:46.37 (0:09.49)	1:36.88 [6] (0:12.52)	1:24.36 [6] (0:12.05)	1:12.31 [5] (0:12.10)	1:00.22 [6] (0:12.65)	0:47.56 [6] (0:12.40)	0:35.17 [5] (0:11.83)	0:23.33 [6] (0:11.65)	0:11.68 [5] (0:11.68)
Average Speed [km/h]	39.4	58.2	59.8	59.5	56.9	57.9	60.2	61.9	60.9
Top Speed [km/h]	55.1	60.6	60.2	60.9	58.2	59.7	61.4	62.7	62.4
Avg. Dist. to Rail [m]	7.5	2.2	0.2	0.3	0.5	1.0	1.5	0.6	0.4
Avg. Stride Freq. [Hz]	2.0	2.2	2.2	2.1	2.1	2.1	2.2	2.3	2.3
Avg. Stride Length [m]	6.1	7.5	7.7	7.8	7.6	7.5	7.6	7.7	7.6



[] Ranking at each section and finish
 -:-:- No data available at this section
 NA No data available

Horse/Jockey Name	Namara/Daniel Moor
Finish Rank	6
Fastest Section Time (Section)	0:11.69 (400-200)
Top Speed [km/h] (Section)	62.1 (400-200)
Race State	Finished



Aquis Park Gold Coast QLD

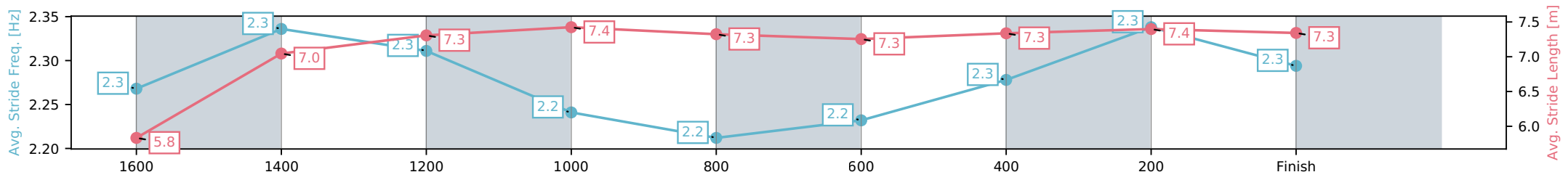
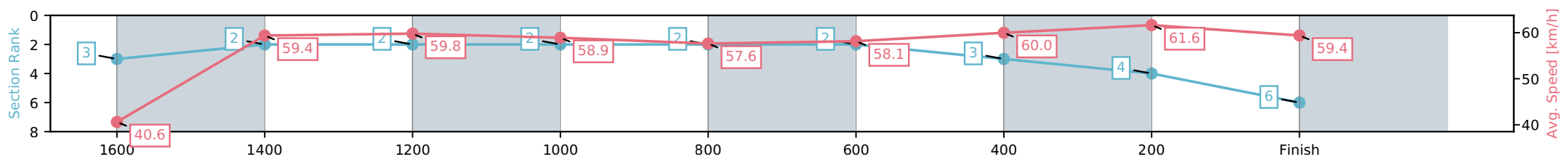
Race 2: SIMMONS BRICKLAYING Maiden Handicap - 1700m

10 April 2026 - 6:00PM

Track Rating: Good 4, Weather: Fine, Rail Position: +7m 900m-W/Post, +4m Remainder



Section	L1700	L1600	L1400	L1200	L1000	L800	L600	L400	L200
Section Times	1:46.42 (0:09.16)	1:37.26 [2] (0:12.24)	1:25.02 [2] (0:12.08)	1:12.94 [2] (0:12.24)	1:00.70 [2] (0:12.62)	0:48.09 [2] (0:12.42)	0:35.66 [3] (0:12.04)	0:23.63 [4] (0:11.69)	0:11.94 [6] (0:11.94)
Average Speed [km/h]	40.6	59.4	59.8	58.9	57.6	58.1	60.0	61.6	59.4
Top Speed [km/h]	55.2	61.7	60.5	60.1	58.0	58.6	61.5	62.1	61.2
Avg. Dist. to Rail [m]	4.5	1.9	2.1	2.2	1.9	1.1	0.5	1.8	2.5
Avg. Stride Freq. [Hz]	2.3	2.3	2.3	2.2	2.2	2.2	2.3	2.3	2.3
Avg. Stride Length [m]	5.8	7.0	7.3	7.4	7.3	7.3	7.3	7.4	7.3



[] Ranking at each section and finish
 -:-:- No data available at this section
 NA No data available

Horse/Jockey Name	Ninjask/Jag Guthmann-Chester
Finish Rank	1
Fastest Section Time (Section)	0:10.77 (1200-1000)
Top Speed [km/h] (Section)	67.7 (1200-1000)
Race State	Finished



Aquis Park Gold Coast QLD

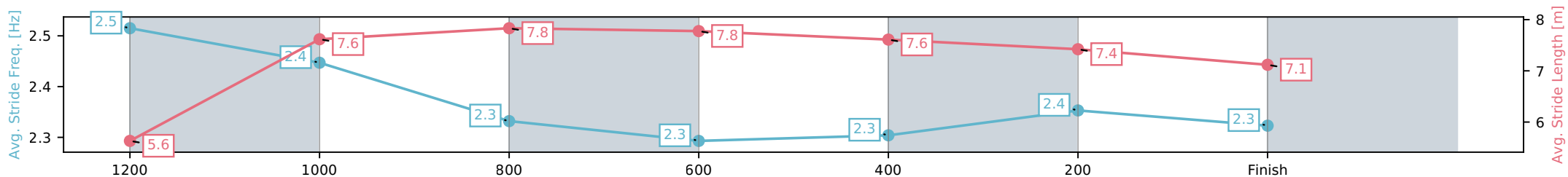
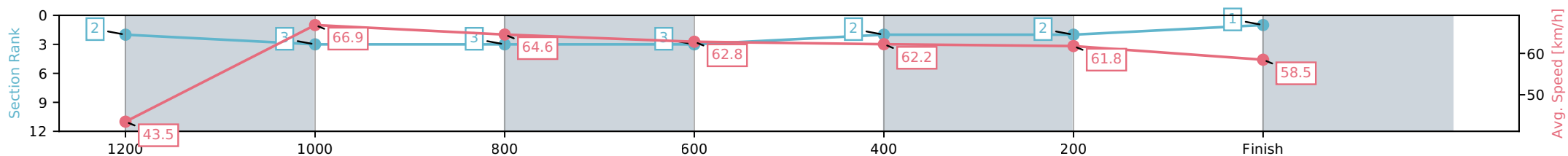
Race 3: AJ CIVIL PROJECTS Maiden Handicap - 1300m

10 April 2026 - 6:30PM

Track Rating: Good 4, Weather: Fine, Rail Position: +7m 900m-W/Post, +4m Remainder



Section	L1300	L1200	L1000	L800	L600	L400	L200
Section Times	1:17.42 (0:08.43)	1:08.99 [3] (0:10.77)	0:58.22 [3] (0:11.22)	0:47.00 [3] (0:11.49)	0:35.51 [2] (0:11.62)	0:23.88 [2] (0:11.70)	0:12.18 [1] (0:12.18)
Average Speed [km/h]	43.5	66.9	64.6	62.8	62.2	61.8	58.5
Top Speed [km/h]	63.8	67.7	66.1	64.2	63.4	62.8	61.4
Avg. Dist. to Rail [m]	5.0	1.9	1.2	0.9	0.8	1.6	2.2
Avg. Stride Freq. [Hz]	2.5	2.4	2.3	2.3	2.3	2.4	2.3
Avg. Stride Length [m]	5.6	7.6	7.8	7.8	7.6	7.4	7.1



- [] Ranking at each section and finish
- :-:- No data available at this section
- NA No data available

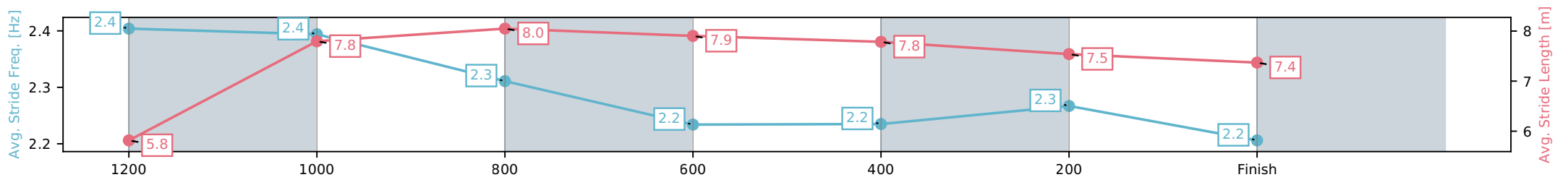
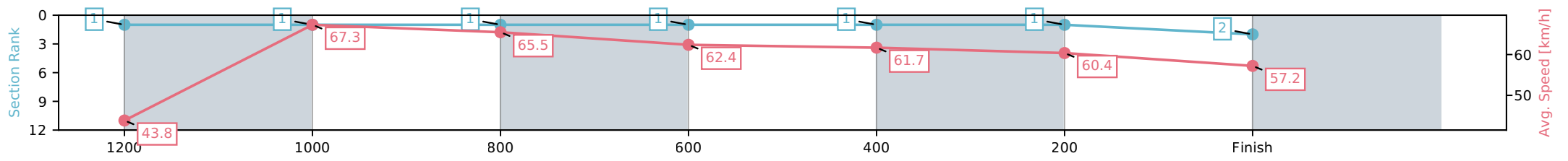
Horse/Jockey Name	Bassett's Choice/Ben Thompson
Finish Rank	2
Fastest Section Time (Section)	0:10.72 (1200-1000)
Top Speed [km/h] (Section)	68.6 (1200-1000)
Race State	Finished



Aquis Park Gold Coast QLD
 Race 3: AJ CIVIL PROJECTS Maiden Handicap - 1300m
 10 April 2026 - 6:30PM
 Track Rating: Good 4, Weather: Fine, Rail Position: +7m 900m-W/Post, +4m Remainder



Section	L1300	L1200	L1000	L800	L600	L400	L200
Section Times	1:17.66 (0:08.36)	1:09.30 [1] (0:10.72)	0:58.58 [1] (0:11.05)	0:47.54 [1] (0:11.52)	0:36.01 [1] (0:11.64)	0:24.37 [1] (0:11.92)	0:12.45 [2] (0:12.45)
Average Speed [km/h]	43.8	67.3	65.5	62.4	61.7	60.4	57.2
Top Speed [km/h]	62.9	68.6	67.8	63.5	62.5	61.1	59.0
Avg. Dist. to Rail [m]	8.2	4.9	1.0	0.5	0.7	0.2	1.0
Avg. Stride Freq. [Hz]	2.4	2.4	2.3	2.2	2.2	2.3	2.2
Avg. Stride Length [m]	5.8	7.8	8.0	7.9	7.8	7.5	7.4



[] Ranking at each section and finish
 -:-:- No data available at this section
 NA No data available

Horse/Jockey Name	Justa Barty/Cejay Graham
Finish Rank	3
Fastest Section Time (Section)	0:11.21 (1000-800)
Top Speed [km/h] (Section)	66.5 (1200-1000)
Race State	Finished



Aquis Park Gold Coast QLD

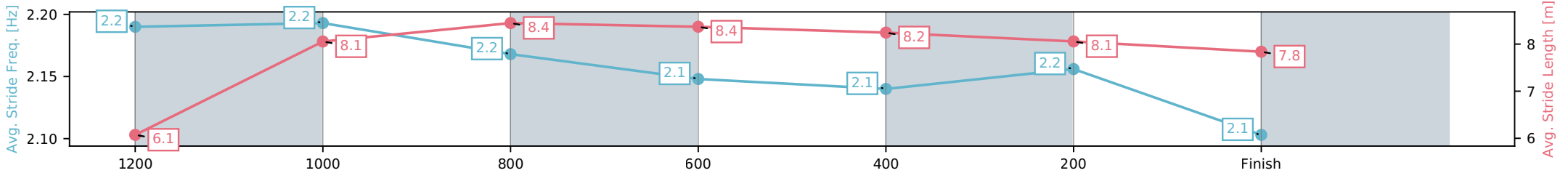
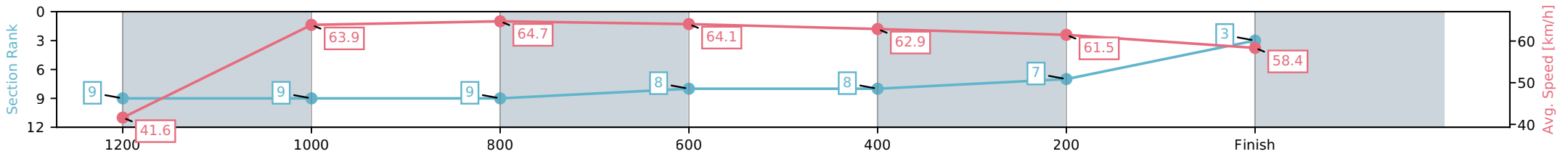
Race 3: AJ CIVIL PROJECTS Maiden Handicap - 1300m

10 April 2026 - 6:30PM

Track Rating: Good 4, Weather: Fine, Rail Position: +7m 900m-W/Post, +4m Remainder



Section	L1300	L1200	L1000	L800	L600	L400	L200
Section Times	1:17.85 (0:08.78)	1:09.07 [9] (0:11.29)	0:57.78 [9] (0:11.21)	0:46.57 [8] (0:11.26)	0:35.32 [8] (0:11.46)	0:23.86 [7] (0:11.74)	0:12.12 [3] (0:12.12)
Average Speed [km/h]	41.6	63.9	64.7	64.1	62.9	61.5	58.4
Top Speed [km/h]	60.5	66.5	65.5	65.1	63.5	62.8	59.8
Avg. Dist. to Rail [m]	7.3	3.7	1.4	0.9	0.6	2.4	2.1
Avg. Stride Freq. [Hz]	2.2	2.2	2.2	2.1	2.1	2.2	2.1
Avg. Stride Length [m]	6.1	8.1	8.4	8.4	8.2	8.1	7.8



[] Ranking at each section and finish
 -:-:- No data available at this section
 NA No data available

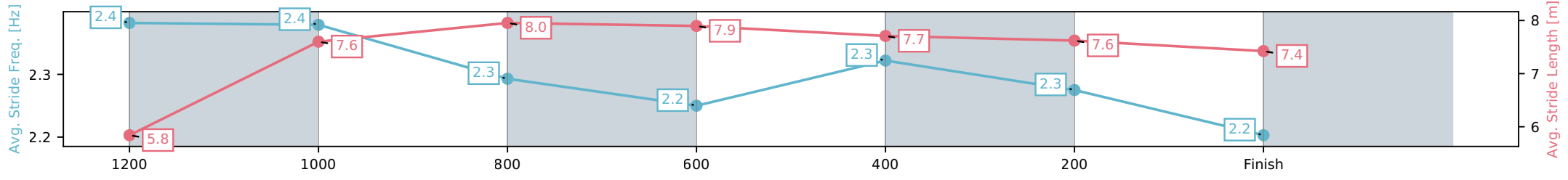
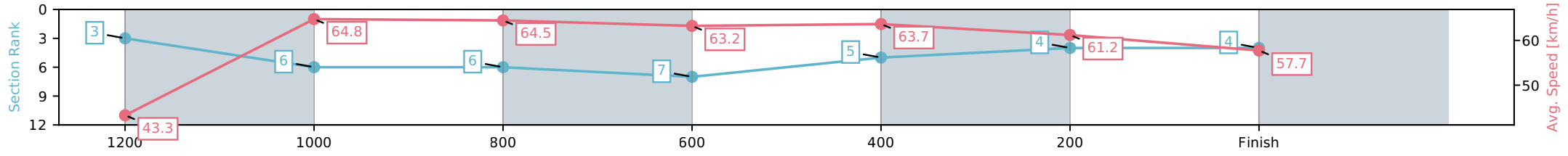
Horse/Jockey Name	St Andrews/Dylan Turner
Finish Rank	4
Fastest Section Time (Section)	0:11.13 (1200-1000)
Top Speed [km/h] (Section)	65.8 (1200-1000)
Race State	Finished



Aquis Park Gold Coast QLD
 Race 3: AJ CIVIL PROJECTS Maiden Handicap - 1300m
 10 April 2026 - 6:30PM
 Track Rating: Good 4, Weather: Fine, Rail Position: +7m 900m-W/Post, +4m Remainder



Section	L1300	L1200	L1000	L800	L600	L400	L200
Section Times	1:17.92 (0:08.44)	1:09.48 [6] (0:11.13)	0:58.35 [6] (0:11.33)	0:47.02 [7] (0:11.44)	0:35.58 [5] (0:11.40)	0:24.18 [4] (0:11.84)	0:12.35 [4] (0:12.35)
Average Speed [km/h]	43.3	64.8	64.5	63.2	63.7	61.2	57.7
Top Speed [km/h]	62.8	65.8	65.5	64.6	64.7	62.2	59.3
Avg. Dist. to Rail [m]	9.3	5.0	2.6	1.6	1.6	4.2	4.4
Avg. Stride Freq. [Hz]	2.4	2.4	2.3	2.2	2.3	2.3	2.2
Avg. Stride Length [m]	5.8	7.6	8.0	7.9	7.7	7.6	7.4



[] Ranking at each section and finish
 -:-:- No data available at this section
 NA No data available

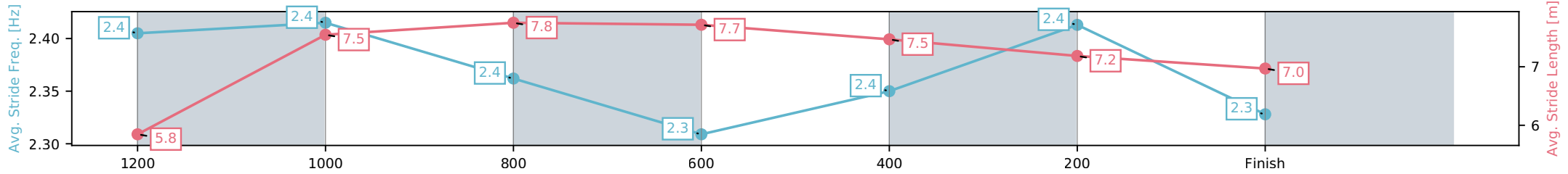
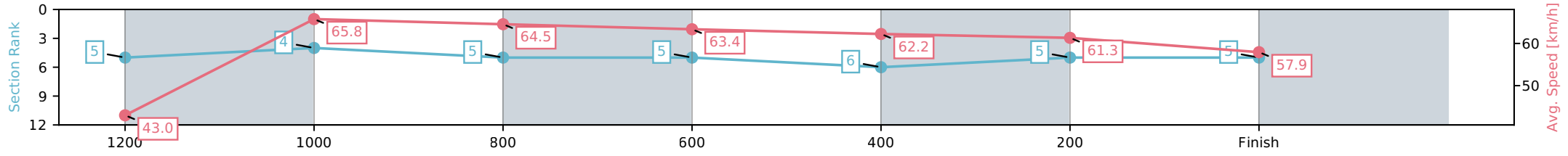
Horse/Jockey Name	Video Vixen/Bella Youngberry
Finish Rank	5
Fastest Section Time (Section)	0:10.96 (1200-1000)
Top Speed [km/h] (Section)	67.1 (1200-1000)
Race State	Finished



Aquis Park Gold Coast QLD
 Race 3: AJ CIVIL PROJECTS Maiden Handicap - 1300m
 10 April 2026 - 6:30PM
 Track Rating: Good 4, Weather: Fine, Rail Position: +7m 900m-W/Post, +4m Remainder



Section	L1300	L1200	L1000	L800	L600	L400	L200
Section Times	1:17.95 (0:08.50)	1:09.46 [4] (0:10.96)	0:58.50 [5] (0:11.30)	0:47.20 [5] (0:11.41)	0:35.79 [6] (0:11.68)	0:24.11 [5] (0:11.78)	0:12.33 [5] (0:12.33)
Average Speed [km/h]	43.0	65.8	64.5	63.4	62.2	61.3	57.9
Top Speed [km/h]	61.0	67.1	66.8	64.4	63.8	63.2	62.0
Avg. Dist. to Rail [m]	3.3	2.3	2.4	1.7	1.5	3.2	3.0
Avg. Stride Freq. [Hz]	2.4	2.4	2.4	2.3	2.4	2.4	2.3
Avg. Stride Length [m]	5.8	7.5	7.8	7.7	7.5	7.2	7.0



[] Ranking at each section and finish
 -:-:- No data available at this section
 NA No data available

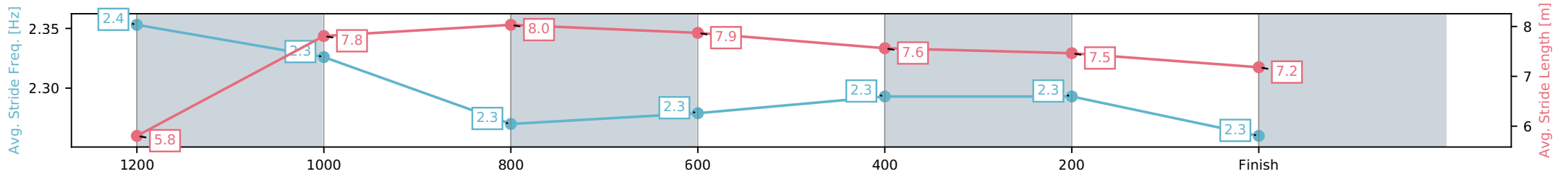
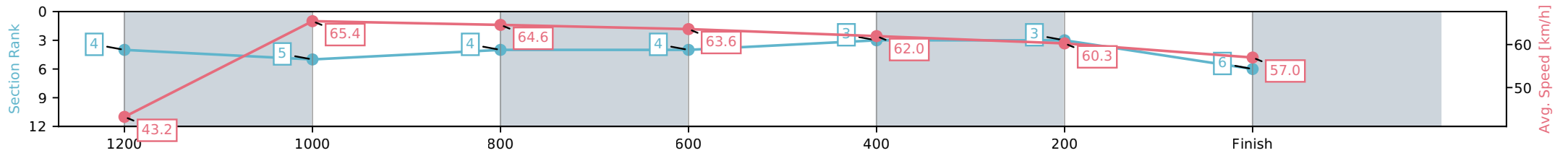
Horse/Jockey Name	Written Reality/Michael Rodd
Finish Rank	6
Fastest Section Time (Section)	0:11.00 (1200-1000)
Top Speed [km/h] (Section)	66.7 (1200-1000)
Race State	Finished



Aquis Park Gold Coast QLD
 Race 3: AJ CIVIL PROJECTS Maiden Handicap - 1300m
 10 April 2026 - 6:30PM
 Track Rating: Good 4, Weather: Fine, Rail Position: +7m 900m-W/Post, +4m Remainder



Section	L1300	L1200	L1000	L800	L600	L400	L200
Section Times	1:18.06 (0:08.46)	1:09.60 [5] (0:11.00)	0:58.59 [4] (0:11.22)	0:47.37 [4] (0:11.34)	0:36.03 [3] (0:11.56)	0:24.48 [3] (0:11.97)	0:12.51 [6] (0:12.51)
Average Speed [km/h]	43.2	65.4	64.6	63.6	62.0	60.3	57.0
Top Speed [km/h]	61.1	66.7	66.1	64.8	62.6	61.3	58.6
Avg. Dist. to Rail [m]	2.2	1.7	1.3	0.4	0.7	0.2	0.1
Avg. Stride Freq. [Hz]	2.4	2.3	2.3	2.3	2.3	2.3	2.3
Avg. Stride Length [m]	5.8	7.8	8.0	7.9	7.6	7.5	7.2



[] Ranking at each section and finish
 -:-:- No data available at this section
 NA No data available

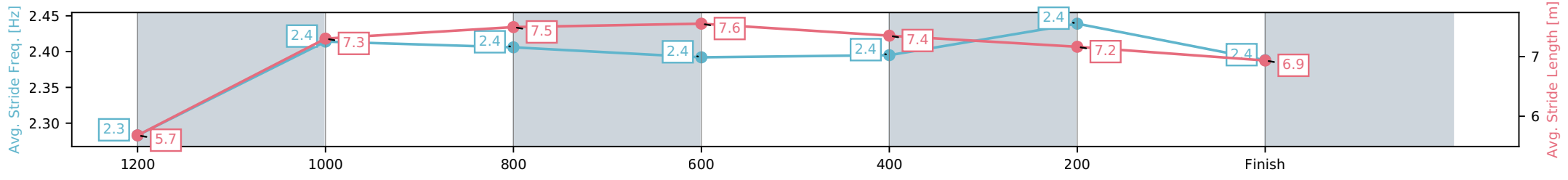
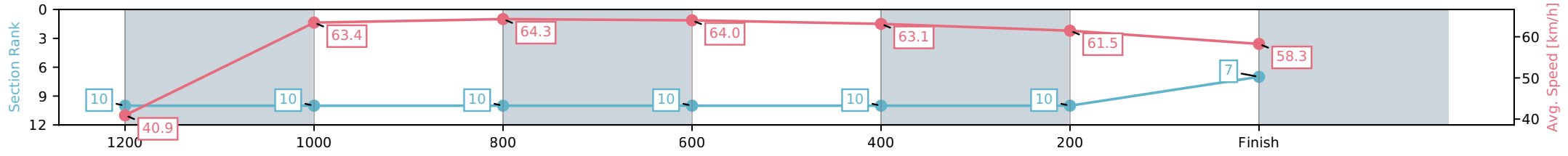
Horse/Jockey Name	Ready To Drink/Daniel Moor
Finish Rank	7
Fastest Section Time (Section)	0:11.27 (800-600)
Top Speed [km/h] (Section)	64.7 (800-600)
Race State	Finished



Aquis Park Gold Coast QLD
 Race 3: AJ CIVIL PROJECTS Maiden Handicap - 1300m
 10 April 2026 - 6:30PM
 Track Rating: Good 4, Weather: Fine, Rail Position: +7m 900m-W/Post, +4m Remainder



Section	L1300	L1200	L1000	L800	L600	L400	L200
Section Times	1:18.24 (0:08.96)	1:09.28 [10] (0:11.37)	0:57.91 [10] (0:11.27)	0:46.64 [10] (0:11.27)	0:35.37 [10] (0:11.38)	0:23.99 [10] (0:11.74)	0:12.25 [7] (0:12.25)
Average Speed [km/h]	40.9	63.4	64.3	64.0	63.1	61.5	58.3
Top Speed [km/h]	59.7	64.5	64.6	64.7	63.4	62.9	59.8
Avg. Dist. to Rail [m]	8.3	2.6	1.4	0.6	0.4	1.7	3.8
Avg. Stride Freq. [Hz]	2.3	2.4	2.4	2.4	2.4	2.4	2.4
Avg. Stride Length [m]	5.7	7.3	7.5	7.6	7.4	7.2	6.9



[] Ranking at each section and finish
 -:-:- No data available at this section
 NA No data available

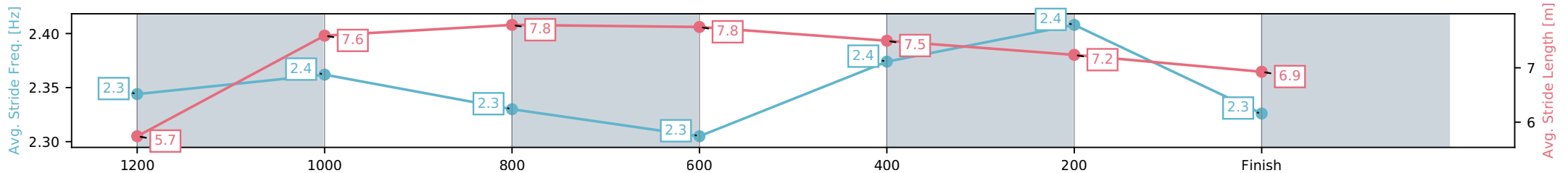
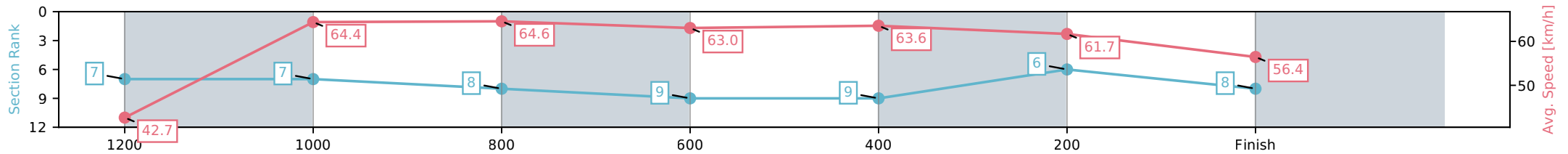
Horse/Jockey Name	I Say I Say/Jett Newman
Finish Rank	8
Fastest Section Time (Section)	0:11.18 (1200-1000)
Top Speed [km/h] (Section)	65.8 (1200-1000)
Race State	Finished



Aquis Park Gold Coast QLD
 Race 3: AJ CIVIL PROJECTS Maiden Handicap - 1300m
 10 April 2026 - 6:30PM
 Track Rating: Good 4, Weather: Fine, Rail Position: +7m 900m-W/Post, +4m Remainder



Section	L1300	L1200	L1000	L800	L600	L400	L200
Section Times	1:18.38 (0:08.58)	1:09.80 [7] (0:11.18)	0:58.62 [8] (0:11.33)	0:47.30 [9] (0:11.51)	0:35.79 [9] (0:11.42)	0:24.37 [6] (0:11.71)	0:12.66 [8] (0:12.66)
Average Speed [km/h]	42.7	64.4	64.6	63.0	63.6	61.7	56.4
Top Speed [km/h]	62.9	65.8	65.5	64.9	64.5	63.0	59.4
Avg. Dist. to Rail [m]	6.2	3.2	2.6	2.3	1.3	4.7	5.6
Avg. Stride Freq. [Hz]	2.3	2.4	2.3	2.3	2.4	2.4	2.3
Avg. Stride Length [m]	5.7	7.6	7.8	7.8	7.5	7.2	6.9



[] Ranking at each section and finish
 -:-:- No data available at this section
 NA No data available

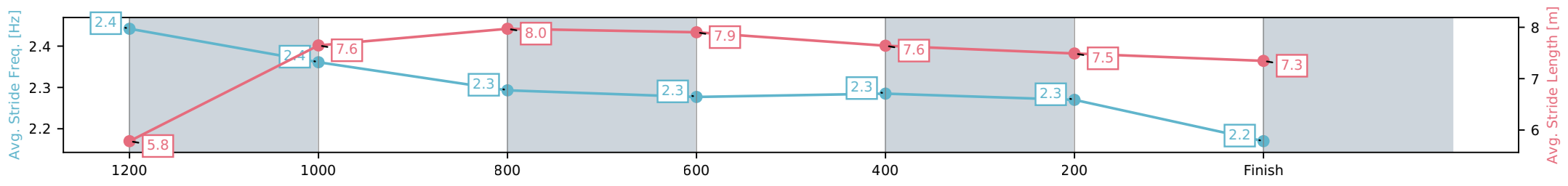
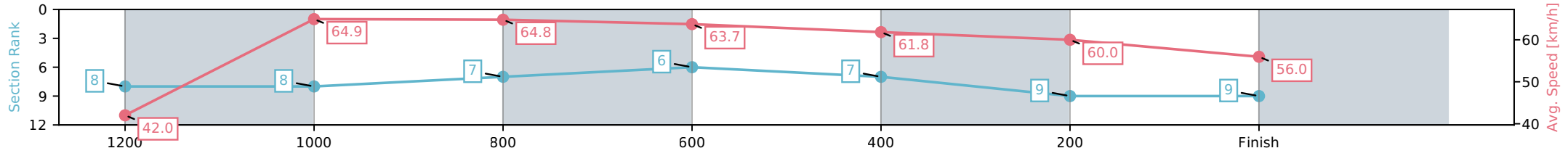
Horse/Jockey Name	Zayyano/Brandon Lerena
Finish Rank	9
Fastest Section Time (Section)	0:11.08 (1200-1000)
Top Speed [km/h] (Section)	66.4 (1200-1000)
Race State	Finished



Aquis Park Gold Coast QLD
 Race 3: AJ CIVIL PROJECTS Maiden Handicap - 1300m
 10 April 2026 - 6:30PM
 Track Rating: Good 4, Weather: Fine, Rail Position: +7m 900m-W/Post, +4m Remainder



Section	L1300	L1200	L1000	L800	L600	L400	L200
Section Times	1:18.54 (0:08.69)	1:09.85 [8] (0:11.08)	0:58.77 [7] (0:11.19)	0:47.58 [6] (0:11.32)	0:36.26 [7] (0:11.64)	0:24.63 [9] (0:12.03)	0:12.60 [9] (0:12.60)
Average Speed [km/h]	42.0	64.9	64.8	63.7	61.8	60.0	56.0
Top Speed [km/h]	61.5	66.4	66.3	64.9	62.9	60.7	58.3
Avg. Dist. to Rail [m]	3.1	1.5	1.3	0.7	0.5	1.7	0.8
Avg. Stride Freq. [Hz]	2.4	2.4	2.3	2.3	2.3	2.3	2.2
Avg. Stride Length [m]	5.8	7.6	8.0	7.9	7.6	7.5	7.3



[] Ranking at each section and finish
 -:-:- No data available at this section
 NA No data available

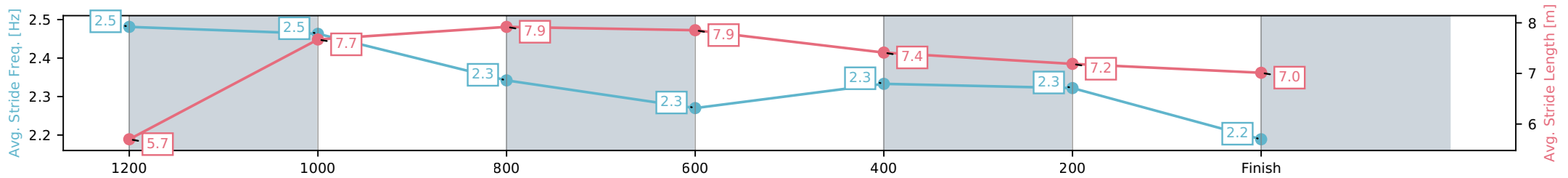
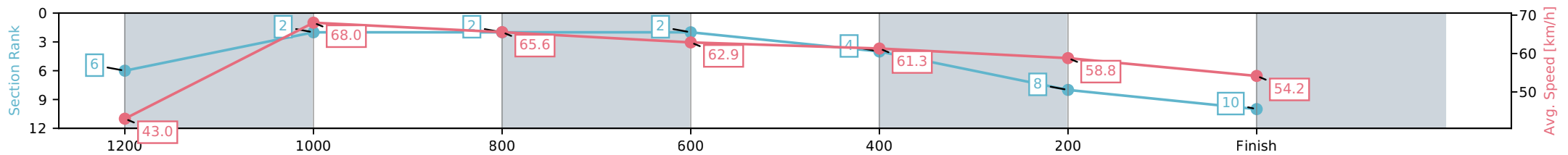
Horse/Jockey Name	Croker/Damien Thornton
Finish Rank	10
Fastest Section Time (Section)	0:10.59 (1200-1000)
Top Speed [km/h] (Section)	69.5 (1200-1000)
Race State	Finished



Aquis Park Gold Coast QLD
 Race 3: AJ CIVIL PROJECTS Maiden Handicap - 1300m
 10 April 2026 - 6:30PM
 Track Rating: Good 4, Weather: Fine, Rail Position: +7m 900m-W/Post, +4m Remainder



Section	L1300	L1200	L1000	L800	L600	L400	L200
Section Times	1:19.05 (0:08.55)	1:10.50 [2] (0:10.59)	0:59.91 [2] (0:11.13)	0:48.78 [2] (0:11.51)	0:37.27 [4] (0:11.81)	0:25.46 [8] (0:12.27)	0:13.18 [10] (0:13.18)
Average Speed [km/h]	43.0	68.0	65.6	62.9	61.3	58.8	54.2
Top Speed [km/h]	64.0	69.5	67.3	64.1	62.3	60.4	56.6
Avg. Dist. to Rail [m]	10.7	6.5	2.4	1.2	1.3	1.6	2.6
Avg. Stride Freq. [Hz]	2.5	2.5	2.3	2.3	2.3	2.3	2.2
Avg. Stride Length [m]	5.7	7.7	7.9	7.9	7.4	7.2	7.0



- [] Ranking at each section and finish
- :-:- No data available at this section
- NA No data available



Aquis Park Gold Coast QLD -

Race 4: TURNERS ENGINEERING QTIS Three-Year-Old BENCHMARK 65 Handicap - 1400m

10 April 2026 - 7:00PM



HOME OF THE GOLD COAST
TURF CLUB & EVENT CENTRE

Track Rating: Good 4, Weather: Fine, Rail Position: +7m 900m-W/Post, +4m Remainder

Field Times (Race Tempo) 1:24.20 1:10.04 0:58.95 0:47.32 0:35.68 0:24.02 0:12.29
 (0:14.16) (0:11.09) (0:11.63) (0:11.64) (0:11.65) (0:11.74) (0:12.29)

Rank	TAB#	Horse	Overall Time	First 400m	Top Speed km/h (Section)	L1400	L1200	L1000	L800	L600	L400	L200	
	(BAR#)	Jockey	Margin (DT-W)	Last 600m	Fastest Section (Time)	Start - 1200	1200 - 1000	1000 - 800	800 - 600	600 - 400	400 - 200	200 - Finish	
1	3	Savaii	1:24.20	0:25.44	64.9 (1200-1000)	1:24.20	1:10.04 [1]	0:58.76 [3]	0:47.04 [3]	0:35.37 [4]	0:23.77 [4]	0:12.20 [2]	
	(2)	Jett Newman		0:35.37	1200-1000 (0:11.28)	(0:14.16)	(0:11.28)	(0:11.72)	(0:11.67)	(0:11.59)	(0:11.58)	(0:12.20)	
2	7	Chayse 'N' Bodhi	1:24.25	0:25.39	65.5 (1200-1000)	1:24.25	1:09.96 [3]	0:58.86 [2]	0:47.27 [2]	0:35.60 [2]	0:24.07 [1]	0:12.34 [1]	
	(4)	Chelsea Baker	0.3L (+0)	0:35.61	1200-1000 (0:11.10)	(0:14.29)	(0:11.10)	(0:11.59)	(0:11.67)	(0:11.53)	(0:11.74)	(0:12.34)	
3	6	Vandavelde	1:24.28	0:25.88	65.9 (1200-1000)	1:24.28	1:09.66 [6]	0:58.40 [6]	0:46.68 [7]	0:34.97 [7]	0:23.57 [7]	0:11.95 [7]	
	(6)	Jaden Lloyd	0.5L (-1)	0:34.96	1200-1000 (0:11.26)	(0:14.62)	(0:11.26)	(0:11.72)	(0:11.71)	(0:11.39)	(0:11.62)	(0:11.95)	
4	1	The Bear	1:24.30	0:25.58	65.5 (1200-1000)	1:24.30	1:09.91 [5]	0:58.72 [5]	0:47.07 [4]	0:35.47 [3]	0:23.90 [3]	0:12.29 [3]	
	(5)	Olivia Webb	0.6L (-2)	0:35.47	1200-1000 (0:11.19)	(0:14.39)	(0:11.19)	(0:11.65)	(0:11.60)	(0:11.57)	(0:11.61)	(0:12.29)	
5	5	Silver Spoon	1:24.35	0:25.24	67.2 (1200-1000)	1:24.35	1:10.15 [2]	0:59.10 [1]	0:47.47 [1]	0:35.83 [1]	0:24.17 [2]	0:12.33 [4]	
	(3)	Cejay Graham	0.9L (-2)	0:35.83	1200-1000 (0:11.04)	(0:14.20)	(0:11.04)	(0:11.63)	(0:11.64)	(0:11.66)	(0:11.84)	(0:12.33)	
6	2	Contingency	1:24.38	0:25.89	65.3 (1200-1000)	1:24.38	1:09.70 [7]	0:58.49 [7]	0:46.86 [6]	0:35.31 [6]	0:23.90 [5]	0:12.25 [5]	
	(7)	Boris Thornton	1.1L (-2)	0:35.32	1200-1000 (0:11.21)	(0:14.68)	(0:11.21)	(0:11.62)	(0:11.55)	(0:11.42)	(0:11.65)	(0:12.25)	
7	10	Prestige Ice	1:24.49	0:25.57	65.6 (1200-1000)	1:24.49	1:10.13 [4]	0:58.91 [4]	0:47.05 [5]	0:35.44 [5]	0:23.82 [6]	0:12.22 [6]	
	(1)	Dylan Turner	1.8L (-3)	0:35.44	1200-1000 (0:11.21)	(0:14.36)	(0:11.21)	(0:11.86)	(0:11.61)	(0:11.62)	(0:11.60)	(0:12.22)	

Scratched: Duomo (#4), Decadad (#8), Zhongxin Koala (#9)

Report Created: Fri 10 April 2026

(Note: Races are conducted over an approximate distance as close as possible to the advertised distance, and recorded data may vary accordingly. Official times refer to race times only and do not include handicap times.)

[] Position in running at each section and finish TAB# Saddle cloth number

Fastest split

-:--:-- No data available at this section

BAR# Barrier/Gate Position

Fastest section

NA No data available

DNF Did not finish

DNT Did not track

DT-W Distance travelled compared to winner in metres

Horse/Jockey Name	Savaii/Jett Newman
Finish Rank	1
Fastest Section Time (Section)	0:11.28 (1200-1000)
Top Speed [km/h] (Section)	64.9 (1200-1000)
Race State	Finished



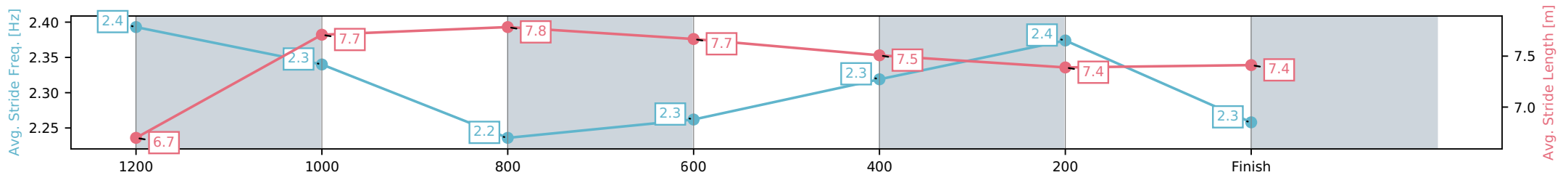
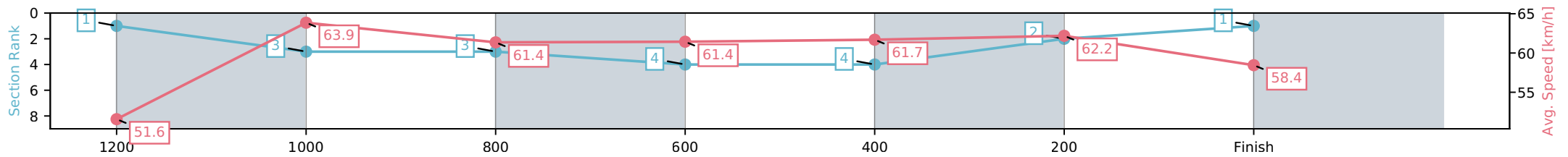
Aquis Park Gold Coast QLD
 Race 4: TURNERS ENGINEERING QTIS Three-Year-Old
 BENCHMARK 65 Handicap - 1400m



10 April 2026 - 7:00PM

Track Rating: Good 4, Weather: Fine, Rail Position: +7m 900m-W/Post,
 +4m Remainder

Section	L1400	L1200	L1000	L800	L600	L400	L200
Section Times	1:24.20 (0:14.16)	1:10.04 [3] (0:11.28)	0:58.76 [3] (0:11.72)	0:47.04 [4] (0:11.67)	0:35.37 [4] (0:11.59)	0:23.77 [2] (0:11.58)	0:12.20 [1] (0:12.20)
Average Speed [km/h]	51.6	63.9	61.4	61.4	61.7	62.2	58.4
Top Speed [km/h]	63.5	64.9	62.4	62.0	62.2	63.1	61.4
Avg. Dist. to Rail [m]	2.2	0.1	0.5	0.9	1.2	0.6	1.5
Avg. Stride Freq. [Hz]	2.4	2.3	2.2	2.3	2.3	2.4	2.3
Avg. Stride Length [m]	6.7	7.7	7.8	7.7	7.5	7.4	7.4



- [] Ranking at each section and finish
- :-:- No data available at this section
- NA No data available

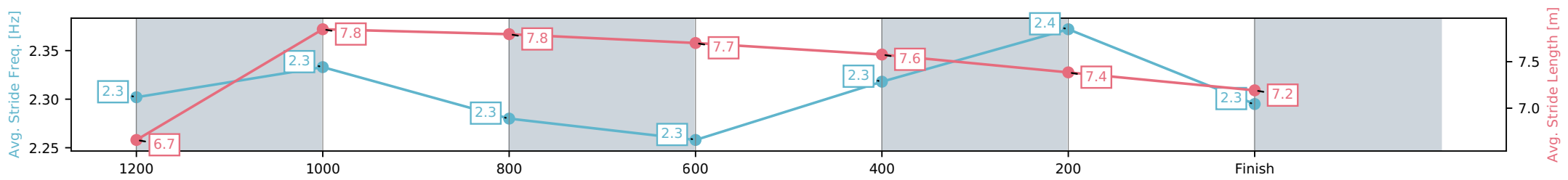
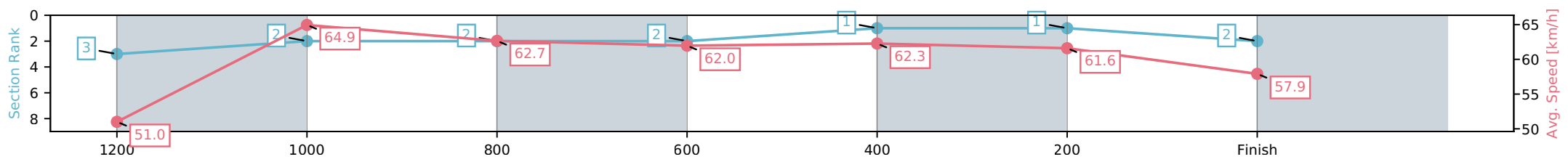
Horse/Jockey Name	Chayse 'N' Bodhi/Chelsea Baker
Finish Rank	2
Fastest Section Time (Section)	0:11.10 (1200-1000)
Top Speed [km/h] (Section)	65.5 (1200-1000)
Race State	Finished



Aquis Park Gold Coast QLD
 Race 4: TURNERS ENGINEERING QTIS Three-Year-Old
 BENCHMARK 65 Handicap - 1400m
 10 April 2026 - 7:00PM
 Track Rating: Good 4, Weather: Fine, Rail Position: +7m 900m-W/Post,
 +4m Remainder



Section	L1400	L1200	L1000	L800	L600	L400	L200
Section Times	1:24.25 (0:14.29)	1:09.96 [2] (0:11.10)	0:58.86 [2] (0:11.59)	0:47.27 [2] (0:11.67)	0:35.60 [1] (0:11.53)	0:24.07 [1] (0:11.74)	0:12.34 [2] (0:12.34)
Average Speed [km/h]	51.0	64.9	62.7	62.0	62.3	61.6	57.9
Top Speed [km/h]	64.7	65.5	64.0	62.8	63.1	62.5	59.9
Avg. Dist. to Rail [m]	4.9	2.4	1.8	1.1	0.4	1.7	3.4
Avg. Stride Freq. [Hz]	2.3	2.3	2.3	2.3	2.3	2.4	2.3
Avg. Stride Length [m]	6.7	7.8	7.8	7.7	7.6	7.4	7.2



[] Ranking at each section and finish
 -:-:- No data available at this section
 NA No data available

Horse/Jockey Name	Vandavelde/Jaden Lloyd
Finish Rank	3
Fastest Section Time (Section)	0:11.26 (1200-1000)
Top Speed [km/h] (Section)	65.9 (1200-1000)
Race State	Finished



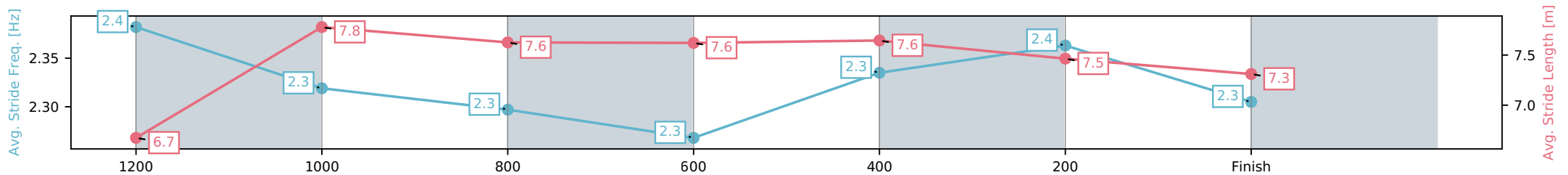
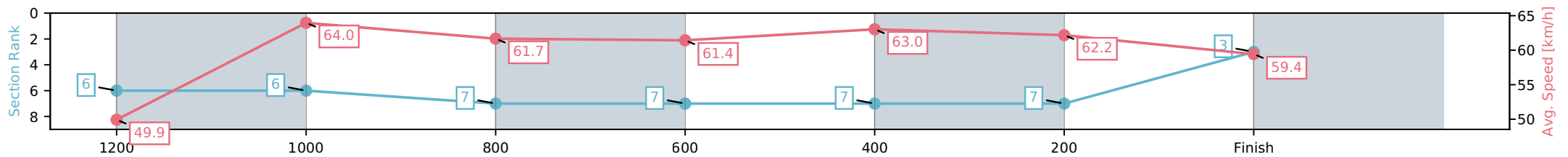
Aquis Park Gold Coast QLD
 Race 4: TURNERS ENGINEERING QTIS Three-Year-Old
 BENCHMARK 65 Handicap - 1400m



10 April 2026 - 7:00PM

Track Rating: Good 4, Weather: Fine, Rail Position: +7m 900m-W/Post,
 +4m Remainder

Section	L1400	L1200	L1000	L800	L600	L400	L200
Section Times	1:24.28 (0:14.62)	1:09.66 [6] (0:11.26)	0:58.40 [7] (0:11.72)	0:46.68 [7] (0:11.71)	0:34.97 [7] (0:11.39)	0:23.57 [7] (0:11.62)	0:11.95 [3] (0:11.95)
Average Speed [km/h]	49.9	64.0	61.7	61.4	63.0	62.2	59.4
Top Speed [km/h]	63.9	65.9	64.0	63.0	64.2	64.7	60.7
Avg. Dist. to Rail [m]	4.5	0.6	0.9	0.4	0.6	3.4	6.5
Avg. Stride Freq. [Hz]	2.4	2.3	2.3	2.3	2.3	2.4	2.3
Avg. Stride Length [m]	6.7	7.8	7.6	7.6	7.6	7.5	7.3



- [] Ranking at each section and finish
- :-:- No data available at this section
- NA No data available

Horse/Jockey Name	The Bear/Olivia Webb
Finish Rank	4
Fastest Section Time (Section)	0:11.19 (1200-1000)
Top Speed [km/h] (Section)	65.5 (1200-1000)
Race State	Finished



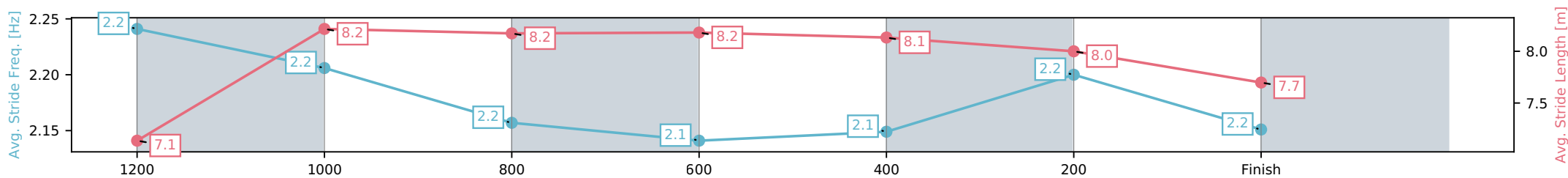
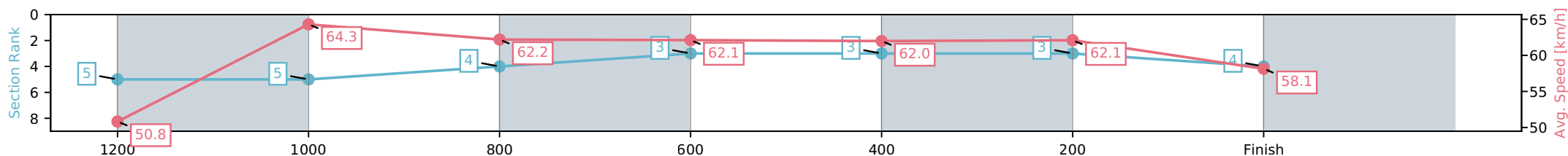
Aquis Park Gold Coast QLD
 Race 4: TURNERS ENGINEERING QTIS Three-Year-Old
 BENCHMARK 65 Handicap - 1400m



10 April 2026 - 7:00PM

Track Rating: Good 4, Weather: Fine, Rail Position: +7m 900m-W/Post,
 +4m Remainder

Section	L1400	L1200	L1000	L800	L600	L400	L200
Section Times	1:24.30 (0:14.39)	1:09.91 [5] (0:11.19)	0:58.72 [4] (0:11.65)	0:47.07 [3] (0:11.60)	0:35.47 [3] (0:11.57)	0:23.90 [3] (0:11.61)	0:12.29 [4] (0:12.29)
Average Speed [km/h]	50.8	64.3	62.2	62.1	62.0	62.1	58.1
Top Speed [km/h]	64.7	65.5	62.7	62.7	62.4	62.9	59.8
Avg. Dist. to Rail [m]	4.0	1.8	1.1	0.4	0.6	2.3	3.9
Avg. Stride Freq. [Hz]	2.2	2.2	2.2	2.1	2.1	2.2	2.2
Avg. Stride Length [m]	7.1	8.2	8.2	8.2	8.1	8.0	7.7



[] Ranking at each section and finish
 -:-:- No data available at this section
 NA No data available

Horse/Jockey Name	Silver Spoon/Cejay Graham
Finish Rank	5
Fastest Section Time (Section)	0:11.04 (1200-1000)
Top Speed [km/h] (Section)	67.2 (1200-1000)
Race State	Finished



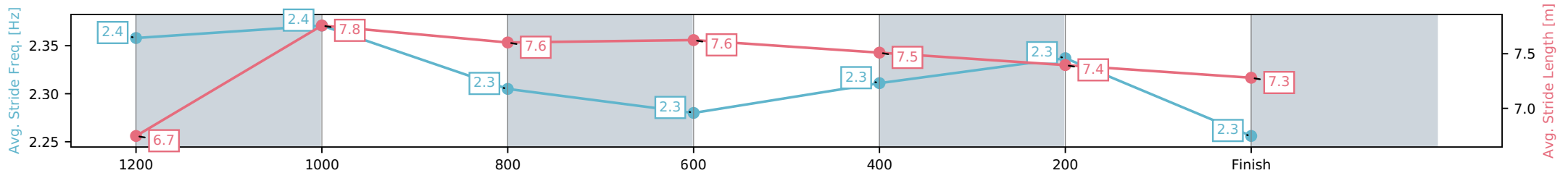
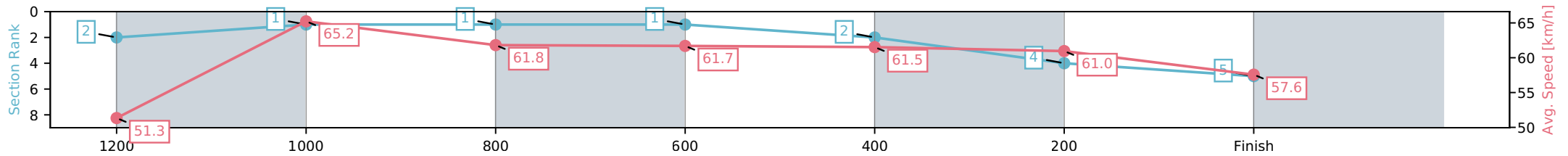
Aquis Park Gold Coast QLD
 Race 4: TURNERS ENGINEERING QTIS Three-Year-Old
 BENCHMARK 65 Handicap - 1400m



10 April 2026 - 7:00PM

Track Rating: Good 4, Weather: Fine, Rail Position: +7m 900m-W/Post,
 +4m Remainder

Section	L1400	L1200	L1000	L800	L600	L400	L200
Section Times	1:24.35 (0:14.20)	1:10.15 [1] (0:11.04)	0:59.10 [1] (0:11.63)	0:47.47 [1] (0:11.64)	0:35.83 [2] (0:11.66)	0:24.17 [4] (0:11.84)	0:12.33 [5] (0:12.33)
Average Speed [km/h]	51.3	65.2	61.8	61.7	61.5	61.0	57.6
Top Speed [km/h]	63.1	67.2	62.5	62.6	62.3	61.7	59.8
Avg. Dist. to Rail [m]	3.9	1.2	0.6	0.6	0.6	1.1	0.9
Avg. Stride Freq. [Hz]	2.4	2.4	2.3	2.3	2.3	2.3	2.3
Avg. Stride Length [m]	6.7	7.8	7.6	7.6	7.5	7.4	7.3



[] Ranking at each section and finish
 -:-:- No data available at this section
 NA No data available

Horse/Jockey Name	Contingency/Boris Thornton
Finish Rank	6
Fastest Section Time (Section)	0:11.21 (1200-1000)
Top Speed [km/h] (Section)	65.3 (1200-1000)
Race State	Finished



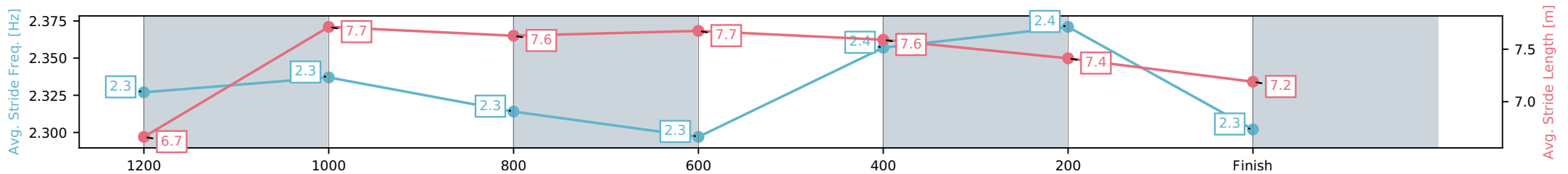
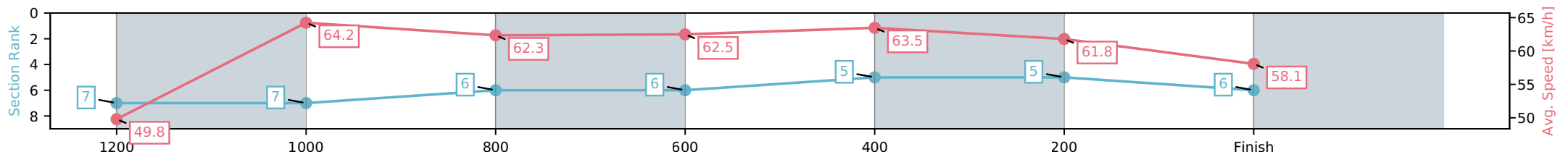
Aquis Park Gold Coast QLD
 Race 4: TURNERS ENGINEERING QTIS Three-Year-Old
 BENCHMARK 65 Handicap - 1400m



10 April 2026 - 7:00PM

Track Rating: Good 4, Weather: Fine, Rail Position: +7m 900m-W/Post,
 +4m Remainder

Section	L1400	L1200	L1000	L800	L600	L400	L200
Section Times	1:24.38 (0:14.68)	1:09.70 [7] (0:11.21)	0:58.49 [6] (0:11.62)	0:46.86 [6] (0:11.55)	0:35.31 [5] (0:11.42)	0:23.90 [5] (0:11.65)	0:12.25 [6] (0:12.25)
Average Speed [km/h]	49.8	64.2	62.3	62.5	63.5	61.8	58.1
Top Speed [km/h]	63.6	65.3	63.7	62.9	64.1	63.2	60.2
Avg. Dist. to Rail [m]	5.7	1.6	1.2	0.9	0.9	2.9	5.2
Avg. Stride Freq. [Hz]	2.3	2.3	2.3	2.3	2.4	2.4	2.3
Avg. Stride Length [m]	6.7	7.7	7.6	7.7	7.6	7.4	7.2



- [] Ranking at each section and finish
- :-:- No data available at this section
- NA No data available

Horse/Jockey Name	Prestige Ice/Dylan Turner
Finish Rank	7
Fastest Section Time (Section)	0:11.21 (1200-1000)
Top Speed [km/h] (Section)	65.6 (1200-1000)
Race State	Finished



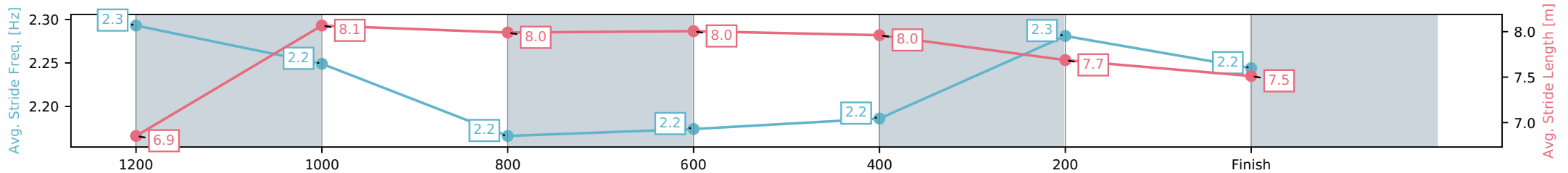
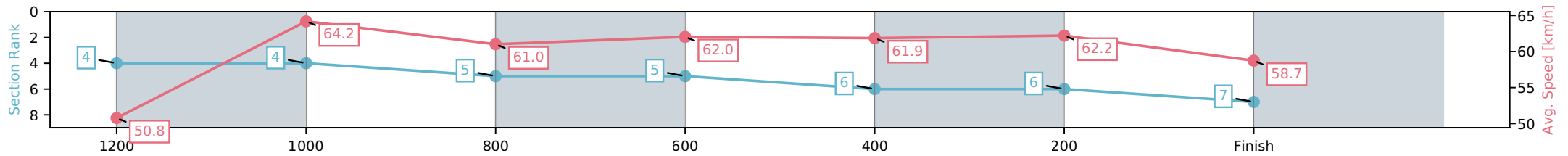
Aquis Park Gold Coast QLD
 Race 4: TURNERS ENGINEERING QTIS Three-Year-Old
 BENCHMARK 65 Handicap - 1400m



10 April 2026 - 7:00PM

Track Rating: Good 4, Weather: Fine, Rail Position: +7m 900m-W/Post,
 +4m Remainder

Section	L1400	L1200	L1000	L800	L600	L400	L200
Section Times	1:24.49 (0:14.36)	1:10.13 [4] (0:11.21)	0:58.91 [5] (0:11.86)	0:47.05 [5] (0:11.61)	0:35.44 [6] (0:11.62)	0:23.82 [6] (0:11.60)	0:12.22 [7] (0:12.22)
Average Speed [km/h]	50.8	64.2	61.0	62.0	61.9	62.2	58.7
Top Speed [km/h]	64.1	65.6	62.8	63.7	62.2	63.7	61.4
Avg. Dist. to Rail [m]	2.3	1.1	0.9	0.4	0.5	3.8	6.5
Avg. Stride Freq. [Hz]	2.3	2.2	2.2	2.2	2.2	2.3	2.2
Avg. Stride Length [m]	6.9	8.1	8.0	8.0	8.0	7.7	7.5



[] Ranking at each section and finish
 -:-:- No data available at this section
 NA No data available



Aquis Park Gold Coast QLD -
Race 5: COASTAL TIPPER HIRE BENCHMARK 60 Handicap - 1800m
10 April 2026 - 7:30PM



Track Rating: Good 4, Weather: Fine, Rail Position: +7m 900m-W/Post, +4m Remainder

Field Times (Race Tempo) 1:49.74 (0:13.56) 1:36.18 (0:11.52) 1:24.66 (0:12.31) 1:12.35 (0:12.41) 0:59.94 (0:12.40) 0:47.53 (0:12.08) 0:35.45 (0:11.73) 0:23.72 (0:11.75)

Rank	TAB#	Horse	Overall Time	First 400m	Top Speed km/h (Section)	L1800	L1600	L1400	L1200	L1000	L800	L600	L400
	(BAR#)	Jockey	Margin (DT-W)	Last 600m	Fastest Section (Time)	Start - 1600	1600 - 1400	1400 - 1200	1200 - 1000	1000 - 800	800 - 600	600 - 400	400 - 200
11	8	Monastery	1:51.01	0:25.49	64.8 (1600-1400)	1:51.01	1:37.34 [3]	1:25.52 [4]	1:13.20 [4]	1:00.72 [4]	0:48.34 [4]	0:36.28 [5]	0:24.38 [8]
	(2)	Andrew Mallyon	7.5L (+2)	0:36.27	1600-1400 (0:11.82)	(0:13.67)	(0:11.82)	(0:12.32)	(0:12.48)	(0:12.39)	(0:12.06)	(0:11.89)	(0:11.88)

Scratched: Best Coffee (#6), Cavaretta (#13), Castel Trosino (#14), Headstrong (#15), Classique Gal (#16), Bolero (#17), Smelter (#18)

Report Created: Fri 10 April 2026

(Note: Races are conducted over an approximate distance as close as possible to the advertised distance, and recorded data may vary accordingly. Official times refer to race times only and do not include handicap times.)

[] Position in running at each section and finish TAB# Saddle cloth number
 -:-:- No data available at this section BAR# Barrier/Gate Position
 NA No data available DNF Did not finish
 DNT Did not track DT-W Distance travelled compared to winner in metres

Fastest split
 Fastest section





Aquis Park Gold Coast QLD -
Race 5: COASTAL TIPPER HIRE BENCHMARK 60 Handicap - 1800m
10 April 2026 - 7:30PM



Track Rating: Good 4, Weather: Fine, Rail Position: +7m 900m-W/Post, +4m Remainder

Field Times 0:11.97
 (Race Tempo) (0:11.97)

Rank	TAB#	Horse	Overall Time	First 400m	Top Speed km/h (Section)	L200									
	(BAR#)	Jockey	Margin (DT-W)	Last 600m	Fastest Section (Time)	200 - Finish									
1	11	Mosamour	1:49.74	0:26.23	64.6 (600-400)	0:11.36 [9]									
	(5)	Ben Thompson		0:34.52	200-0 (0:11.36)	(0:11.36)									
2	10	Effie's Joy	1:49.97	0:25.71	63.9 (1600-1400)	0:11.94 [4]									
	(3)	Chelsea Baker	1.4L (-4)	0:35.15	400-200 (0:11.58)	(0:11.94)									
3	3	Let's Do It Again	1:50.02	0:25.26	64.9 (1600-1400)	0:12.06 [2]									
	(1)	Jett Newman	1.7L (-4)	0:35.47	1600-1400 (0:11.54)	(0:12.06)									
4	2	Yukanuma	1:50.03	0:26.50	63.9 (600-400)	0:11.83 [5]									
	(9)	Leah Martyn	1.7L (+7)	0:35.07	600-400 (0:11.61)	(0:11.83)									
5	1	Watermelon	1:50.10	0:25.16	66.0 (1600-1400)	0:12.33 [1]									
	(11)	Colleen Krahn	2.1L (+2)	0:35.74	1600-1400 (0:11.43)	(0:12.33)									
6	4	Waverley	1:50.14	0:26.00	63.8 (200-0)	0:11.94 [6]									
	(4)	Damien Thornton	2.4L (+2)	0:35.03	400-200 (0:11.51)	(0:11.94)									
7	9	Eleanor Nancy	1:50.22	0:25.73	65.0 (1800 - 1600)	0:11.82 [10]									
	(7)	Kyle Wilson-Taylor	2.8L (+6)	0:35.35	600-400 (0:11.69)	(0:11.82)									
8	12	Crystal Garden	1:50.36	0:25.95	62.7 (1600-1400)	0:12.08 [8]									
	(6)	Bella Youngberry	3.7L (-3)	0:35.34	1600-1400 (0:11.61)	(0:12.08)									
9	5	Airswing	1:50.56	0:25.08	67.4 (1800 - 1600)	0:12.54 [3]									
	(8)	Danny Peisley	4.8L (-1)	0:36.27	1600-1400 (0:11.52)	(0:12.54)									
10	7	Aboveforty	1:50.78	0:26.02	62.9 (1600-1400)	0:12.52 [7]									
	(10)	Dylan Turner	6.1L (+6)	0:36.18	600-400 (0:11.67)	(0:12.52)									

Scratched: Best Coffee (#6), Cavaretta (#13), Castel Trosino (#14), Headstrong (#15), Classique Gal (#16), Bolero (#17), Smelter (#18)

Report Created: Fri 10 April 2026

(Note: Races are conducted over an approximate distance as close as possible to the advertised distance, and recorded data may vary accordingly. Official times refer to race times only and do not include handicap times.)

[] Position in running at each section and finish TAB# Saddle cloth number
 -:-- No data available at this section BAR# Barrier/Gate Position
 NA No data available DNF Did not finish
 DNT Did not track DT-W Distance travelled compared to winner in metres

Fastest split
 Fastest section



Aquis Park Gold Coast QLD -
Race 5: COASTAL TIPPER HIRE BENCHMARK 60 Handicap - 1800m
10 April 2026 - 7:30PM



Track Rating: Good 4, Weather: Fine, Rail Position: +7m 900m-W/Post, +4m Remainder

Field Times 0:11.97
 (Race Tempo) (0:11.97)

Rank	TAB#	Horse	Overall Time	First 400m	Top Speed km/h (Section)	L200							
	(BAR#)	Jockey	Margin (DT-W)	Last 600m	Fastest Section (Time)	200 - Finish							
11	8	Monastery	1:51.01	0:25.49	64.8 (1600-1400)	0:12.50 [11]							
	(2)	Andrew Mallyon	7.5L (+2)	0:36.27	1600-1400 (0:11.82)	(0:12.50)							

Scratched: Best Coffee (#6), Cavaretta (#13), Castel Trosino (#14), Headstrong (#15), Classique Gal (#16), Bolero (#17), Smelter (#18)

Report Created: Fri 10 April 2026

(Note: Races are conducted over an approximate distance as close as possible to the advertised distance, and recorded data may vary accordingly. Official times refer to race times only and do not include handicap times.)

[] Position in running at each section and finish TAB# Saddle cloth number
 -:-:- No data available at this section BAR# Barrier/Gate Position
 NA No data available DNF Did not finish
 DNT Did not track DT-W Distance travelled compared to winner in metres

Fastest split
 Fastest section

Horse/Jockey Name	Mosamour/Ben Thompson
Finish Rank	1
Fastest Section Time (Section)	0:11.36 (200-0)
Top Speed [km/h] (Section)	64.6 (600-400)
Race State	Finished



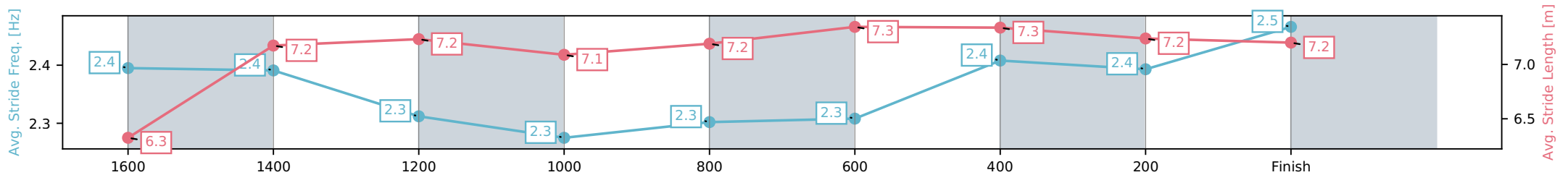
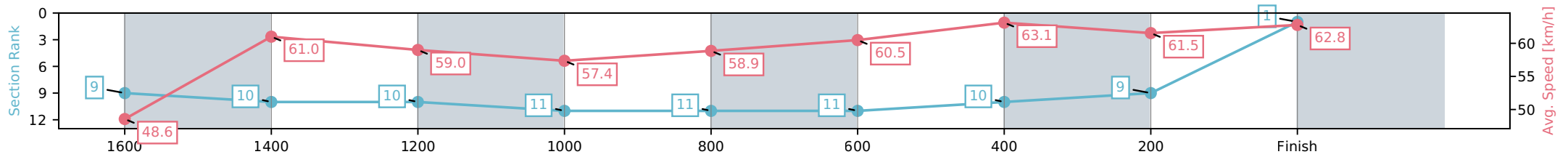
Aquis Park Gold Coast QLD
 Race 5: COASTAL TIPPER HIRE BENCHMARK 60 Handicap - 1800m



10 April 2026 - 7:30PM

Track Rating: Good 4, Weather: Fine, Rail Position: +7m 900m-W/Post, +4m Remainder

Section	L1800	L1600	L1400	L1200	L1000	L800	L600	L400	L200
Section Times	1:49.74 (0:14.27)	1:35.47 [10] (0:11.96)	1:23.51 [10] (0:12.22)	1:11.28 [11] (0:12.54)	0:58.74 [11] (0:12.29)	0:46.45 [11] (0:11.93)	0:34.52 [10] (0:11.43)	0:23.10 [9] (0:11.73)	0:11.36 [1] (0:11.36)
Average Speed [km/h]	48.6	61.0	59.0	57.4	58.9	60.5	63.1	61.5	62.8
Top Speed [km/h]	60.8	61.3	60.1	58.6	59.9	62.1	64.6	62.7	63.8
Avg. Dist. to Rail [m]	4.3	2.3	1.3	1.3	1.0	0.7	0.8	3.3	9.2
Avg. Stride Freq. [Hz]	2.4	2.4	2.3	2.3	2.3	2.3	2.4	2.4	2.5
Avg. Stride Length [m]	6.3	7.2	7.2	7.1	7.2	7.3	7.3	7.2	7.2



[] Ranking at each section and finish
 -:-:- No data available at this section
 NA No data available

Horse/Jockey Name	Effie's Joy/Chelsea Baker
Finish Rank	2
Fastest Section Time (Section)	0:11.58 (400-200)
Top Speed [km/h] (Section)	63.9 (1600-1400)
Race State	Finished



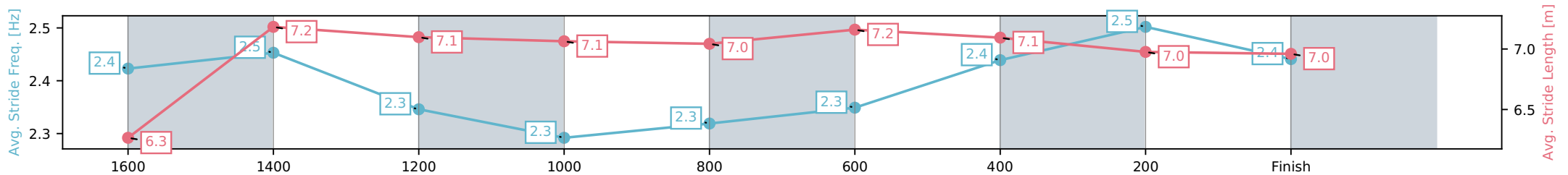
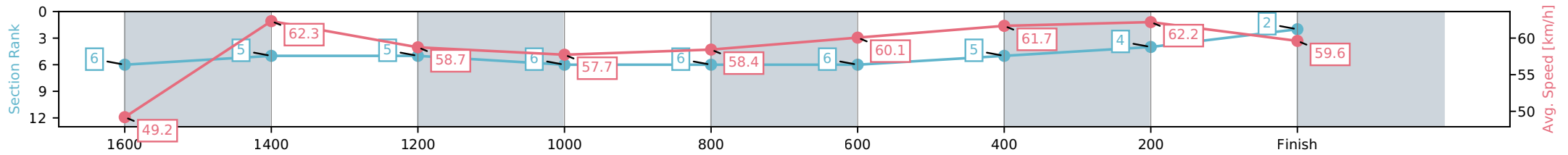
Aquis Park Gold Coast QLD
 Race 5: COASTAL TIPPER HIRE BENCHMARK 60 Handicap - 1800m



10 April 2026 - 7:30PM

Track Rating: Good 4, Weather: Fine, Rail Position: +7m 900m-W/Post, +4m Remainder

Section	L1800	L1600	L1400	L1200	L1000	L800	L600	L400	L200
Section Times	1:49.97 (0:14.09)	1:35.88 [5] (0:11.62)	1:24.26 [5] (0:12.27)	1:11.99 [6] (0:12.46)	0:59.53 [6] (0:12.37)	0:47.16 [6] (0:12.00)	0:35.15 [5] (0:11.63)	0:23.53 [4] (0:11.58)	0:11.94 [2] (0:11.94)
Average Speed [km/h]	49.2	62.3	58.7	57.7	58.4	60.1	61.7	62.2	59.6
Top Speed [km/h]	63.7	63.9	60.7	57.9	59.0	61.1	62.6	62.8	61.8
Avg. Dist. to Rail [m]	2.6	1.2	0.9	0.9	0.8	0.3	0.6	0.2	0.7
Avg. Stride Freq. [Hz]	2.4	2.5	2.3	2.3	2.3	2.3	2.4	2.5	2.4
Avg. Stride Length [m]	6.3	7.2	7.1	7.1	7.0	7.2	7.1	7.0	7.0



[] Ranking at each section and finish
 -:-:- No data available at this section
 NA No data available

Horse/Jockey Name	Let's Do It Again/Jett Newman
Finish Rank	3
Fastest Section Time (Section)	0:11.54 (1600-1400)
Top Speed [km/h] (Section)	64.9 (1600-1400)
Race State	Finished



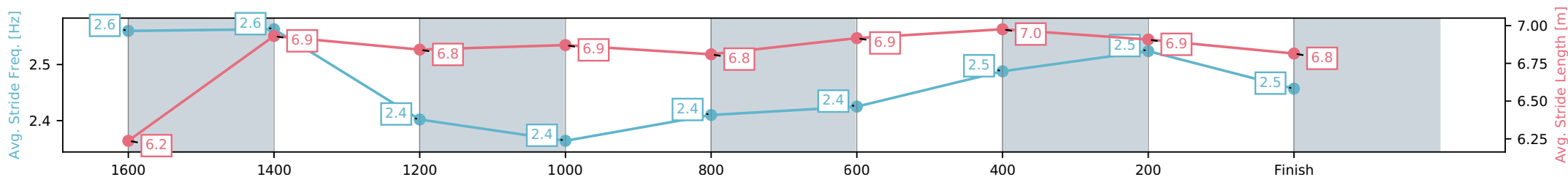
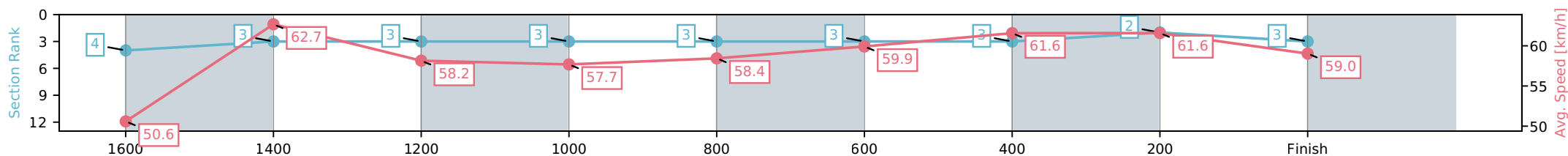
Aquis Park Gold Coast QLD
 Race 5: COASTAL TIPPER HIRE BENCHMARK 60 Handicap - 1800m



10 April 2026 - 7:30PM

Track Rating: Good 4, Weather: Fine, Rail Position: +7m 900m-W/Post, +4m Remainder

Section	L1800	L1600	L1400	L1200	L1000	L800	L600	L400	L200
Section Times	1:50.02 (0:13.72)	1:36.30 [3] (0:11.54)	1:24.76 [3] (0:12.39)	1:12.37 [3] (0:12.49)	0:59.88 [3] (0:12.39)	0:47.49 [3] (0:12.02)	0:35.47 [3] (0:11.68)	0:23.79 [2] (0:11.73)	0:12.06 [3] (0:12.06)
Average Speed [km/h]	50.6	62.7	58.2	57.7	58.4	59.9	61.6	61.6	59.0
Top Speed [km/h]	64.6	64.9	59.4	58.3	59.0	60.7	62.0	62.3	59.9
Avg. Dist. to Rail [m]	1.4	1.1	1.1	1.2	1.0	0.4	0.4	3.2	5.6
Avg. Stride Freq. [Hz]	2.6	2.6	2.4	2.4	2.4	2.4	2.5	2.5	2.5
Avg. Stride Length [m]	6.2	6.9	6.8	6.9	6.8	6.9	7.0	6.9	6.8



[] Ranking at each section and finish
 -:-:- No data available at this section
 NA No data available

Horse/Jockey Name	Yukanuma/Leah Martyn
Finish Rank	4
Fastest Section Time (Section)	0:11.61 (600-400)
Top Speed [km/h] (Section)	63.9 (600-400)
Race State	Finished



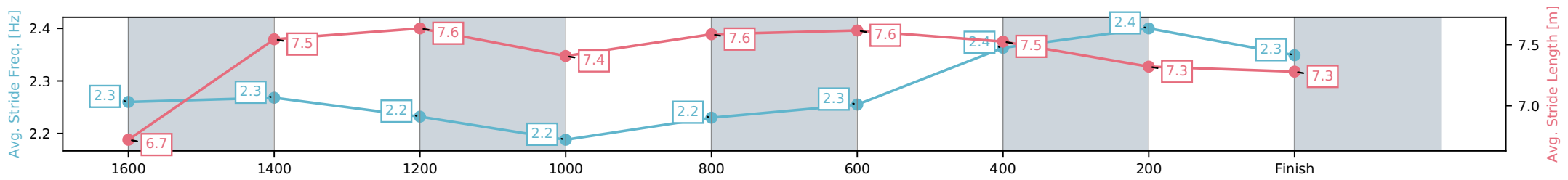
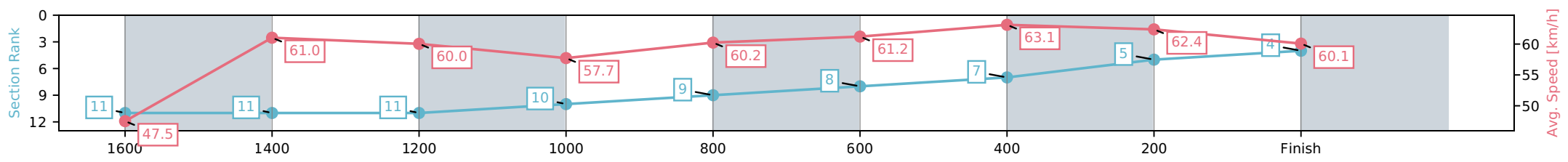
Aquis Park Gold Coast QLD
 Race 5: COASTAL TIPPER HIRE BENCHMARK 60 Handicap - 1800m



10 April 2026 - 7:30PM

Track Rating: Good 4, Weather: Fine, Rail Position: +7m 900m-W/Post, +4m Remainder

Section	L1800	L1600	L1400	L1200	L1000	L800	L600	L400	L200
Section Times	1:50.03 (0:14.62)	1:35.41 [11] (0:11.88)	1:23.53 [11] (0:12.00)	1:11.52 [10] (0:12.48)	0:59.04 [9] (0:12.09)	0:46.95 [8] (0:11.88)	0:35.07 [7] (0:11.61)	0:23.46 [5] (0:11.63)	0:11.83 [4] (0:11.83)
Average Speed [km/h]	47.5	61.0	60.0	57.7	60.2	61.2	63.1	62.4	60.1
Top Speed [km/h]	60.3	61.5	61.7	59.2	60.6	62.3	63.9	62.9	61.3
Avg. Dist. to Rail [m]	5.7	1.3	1.7	2.1	2.3	2.7	3.3	7.1	8.2
Avg. Stride Freq. [Hz]	2.3	2.3	2.2	2.2	2.2	2.3	2.4	2.4	2.3
Avg. Stride Length [m]	6.7	7.5	7.6	7.4	7.6	7.6	7.5	7.3	7.3



[] Ranking at each section and finish
 -:-:- No data available at this section
 NA No data available

Horse/Jockey Name	Watermelon/Colleen Krahen
Finish Rank	5
Fastest Section Time (Section)	0:11.43 (1600-1400)
Top Speed [km/h] (Section)	66.0 (1600-1400)
Race State	Finished



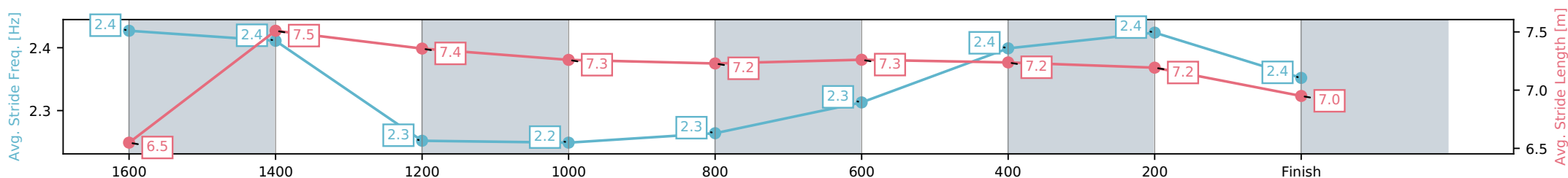
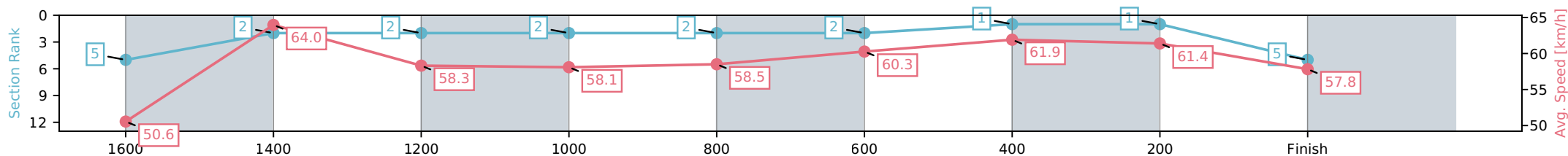
Aquis Park Gold Coast QLD
 Race 5: COASTAL TIPPER HIRE BENCHMARK 60 Handicap - 1800m



10 April 2026 - 7:30PM

Track Rating: Good 4, Weather: Fine, Rail Position: +7m 900m-W/Post, +4m Remainder

Section	L1800	L1600	L1400	L1200	L1000	L800	L600	L400	L200
Section Times	1:50.10 (0:13.73)	1:36.37 [2] (0:11.43)	1:24.93 [2] (0:12.37)	1:12.56 [2] (0:12.40)	1:00.16 [2] (0:12.43)	0:47.74 [2] (0:12.00)	0:35.74 [1] (0:11.66)	0:24.08 [1] (0:11.75)	0:12.33 [5] (0:12.33)
Average Speed [km/h]	50.6	64.0	58.3	58.1	58.5	60.3	61.9	61.4	57.8
Top Speed [km/h]	65.6	66.0	60.9	58.7	59.4	61.1	62.4	61.9	60.1
Avg. Dist. to Rail [m]	8.1	2.6	1.3	2.0	1.9	1.3	0.6	2.5	4.7
Avg. Stride Freq. [Hz]	2.4	2.4	2.3	2.2	2.3	2.3	2.4	2.4	2.4
Avg. Stride Length [m]	6.5	7.5	7.4	7.3	7.2	7.3	7.2	7.2	7.0



- [] Ranking at each section and finish
- :-:- No data available at this section
- NA No data available

Horse/Jockey Name	Waverley/Damien Thornton
Finish Rank	6
Fastest Section Time (Section)	0:11.51 (400-200)
Top Speed [km/h] (Section)	63.8 (200-0)
Race State	Finished



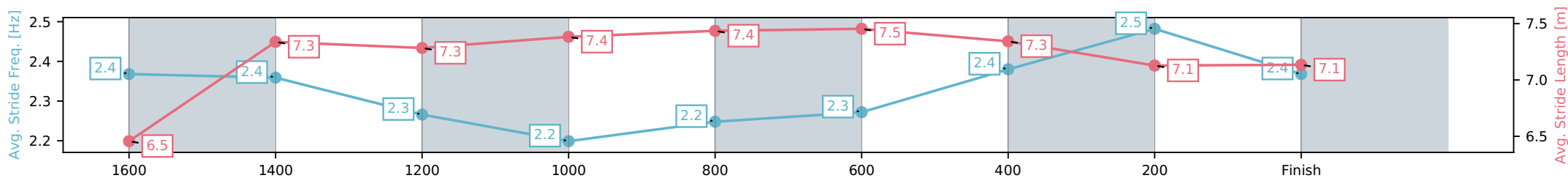
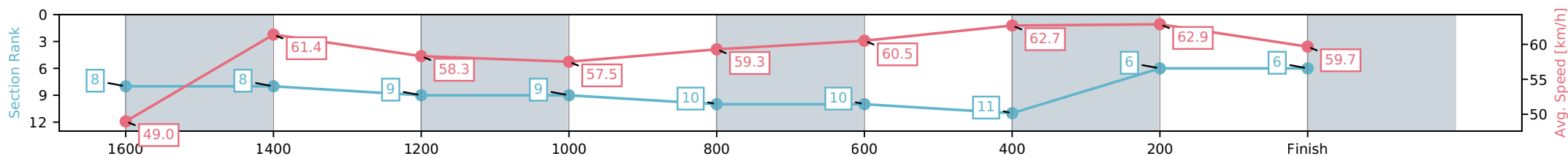
Aquis Park Gold Coast QLD
 Race 5: COASTAL TIPPER HIRE BENCHMARK 60 Handicap - 1800m



10 April 2026 - 7:30PM

Track Rating: Good 4, Weather: Fine, Rail Position: +7m 900m-W/Post, +4m Remainder

Section	L1800	L1600	L1400	L1200	L1000	L800	L600	L400	L200
Section Times	1:50.14 (0:14.15)	1:35.99 [8] (0:11.85)	1:24.15 [9] (0:12.37)	1:11.77 [9] (0:12.51)	0:59.26 [10] (0:12.26)	0:47.00 [10] (0:11.97)	0:35.03 [11] (0:11.58)	0:23.45 [6] (0:11.51)	0:11.94 [6] (0:11.94)
Average Speed [km/h]	49.0	61.4	58.3	57.5	59.3	60.5	62.7	62.9	59.7
Top Speed [km/h]	62.3	62.7	59.8	58.1	59.9	61.7	63.0	63.6	63.8
Avg. Dist. to Rail [m]	3.1	1.6	1.7	2.1	1.9	1.4	1.6	5.2	7.8
Avg. Stride Freq. [Hz]	2.4	2.4	2.3	2.2	2.2	2.3	2.4	2.5	2.4
Avg. Stride Length [m]	6.5	7.3	7.3	7.4	7.4	7.5	7.3	7.1	7.1



- [] Ranking at each section and finish
- :-:- No data available at this section
- NA No data available

Horse/Jockey Name	Eleanor Nancy/Kyle Wilson-Taylor
Finish Rank	7
Fastest Section Time (Section)	0:11.69 (600-400)
Top Speed [km/h] (Section)	65.0 (1800 - 1600)
Race State	Finished



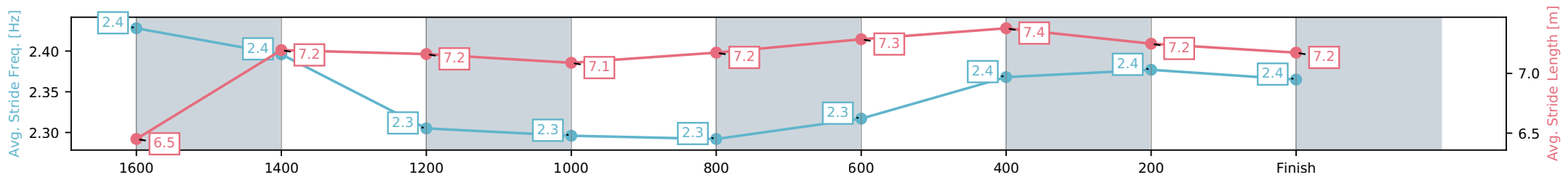
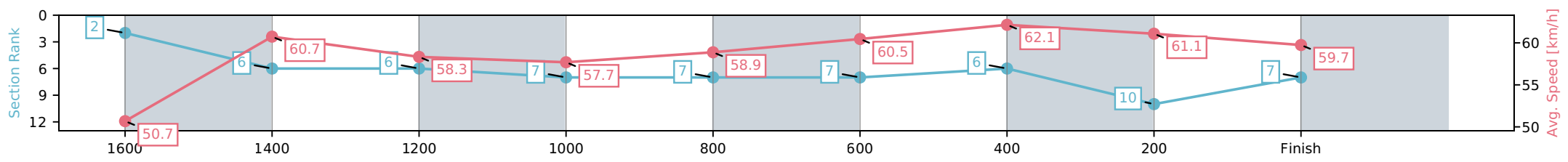
Aquis Park Gold Coast QLD
 Race 5: COASTAL TIPPER HIRE BENCHMARK 60 Handicap - 1800m



10 April 2026 - 7:30PM

Track Rating: Good 4, Weather: Fine, Rail Position: +7m 900m-W/Post, +4m Remainder

Section	L1800	L1600	L1400	L1200	L1000	L800	L600	L400	L200
Section Times	1:50.22 (0:13.67)	1:36.55 [6] (0:12.06)	1:24.49 [6] (0:12.36)	1:12.13 [7] (0:12.49)	0:59.64 [7] (0:12.33)	0:47.31 [7] (0:11.96)	0:35.35 [6] (0:11.69)	0:23.66 [10] (0:11.84)	0:11.82 [7] (0:11.82)
Average Speed [km/h]	50.7	60.7	58.3	57.7	58.9	60.5	62.1	61.1	59.7
Top Speed [km/h]	65.0	64.6	60.1	58.0	59.4	61.7	63.1	62.0	61.6
Avg. Dist. to Rail [m]	4.5	2.7	1.9	2.0	1.6	1.2	1.6	3.5	3.8
Avg. Stride Freq. [Hz]	2.4	2.4	2.3	2.3	2.3	2.3	2.4	2.4	2.4
Avg. Stride Length [m]	6.5	7.2	7.2	7.1	7.2	7.3	7.4	7.2	7.2



[] Ranking at each section and finish
 -:-:- No data available at this section
 NA No data available

Horse/Jockey Name	Crystal Garden/Bella Youngberry
Finish Rank	8
Fastest Section Time (Section)	0:11.61 (1600-1400)
Top Speed [km/h] (Section)	62.7 (1600-1400)
Race State	Finished



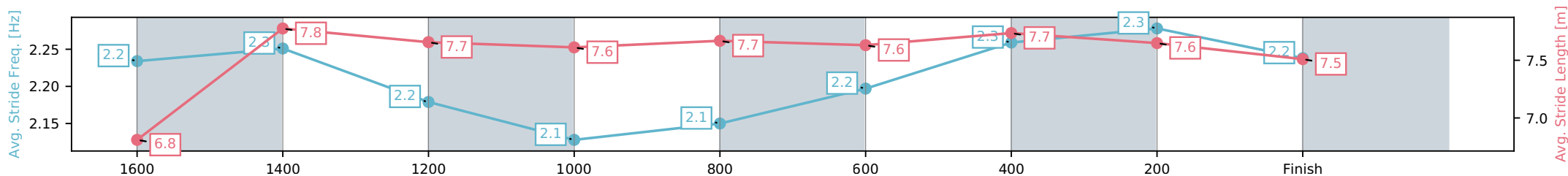
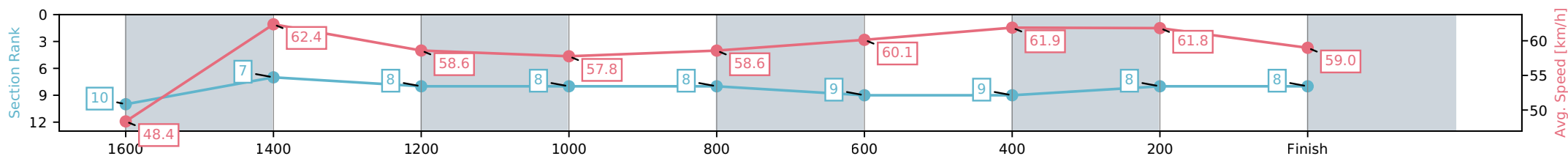
Aquis Park Gold Coast QLD
 Race 5: COASTAL TIPPER HIRE BENCHMARK 60 Handicap - 1800m



10 April 2026 - 7:30PM

Track Rating: Good 4, Weather: Fine, Rail Position: +7m 900m-W/Post, +4m Remainder

Section	L1800	L1600	L1400	L1200	L1000	L800	L600	L400	L200
Section Times	1:50.36 (0:14.34)	1:36.02 [7] (0:11.61)	1:24.42 [8] (0:12.30)	1:12.12 [8] (0:12.46)	0:59.66 [8] (0:12.35)	0:47.31 [9] (0:11.96)	0:35.35 [9] (0:11.62)	0:23.73 [8] (0:11.64)	0:12.08 [8] (0:12.08)
Average Speed [km/h]	48.4	62.4	58.6	57.8	58.6	60.1	61.9	61.8	59.0
Top Speed [km/h]	62.2	62.7	60.9	58.5	59.5	61.3	62.5	62.4	61.0
Avg. Dist. to Rail [m]	3.9	1.1	0.8	0.9	0.8	0.3	0.5	0.4	0.1
Avg. Stride Freq. [Hz]	2.2	2.3	2.2	2.1	2.1	2.2	2.3	2.3	2.2
Avg. Stride Length [m]	6.8	7.8	7.7	7.6	7.7	7.6	7.7	7.6	7.5



- [] Ranking at each section and finish
- :-:- No data available at this section
- NA No data available

Horse/Jockey Name	Airswing/Danny Peisley
Finish Rank	9
Fastest Section Time (Section)	0:11.52 (1600-1400)
Top Speed [km/h] (Section)	67.4 (1800 - 1600)
Race State	Finished



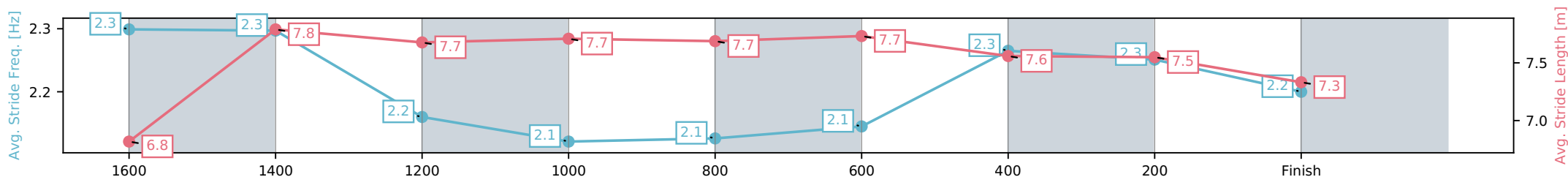
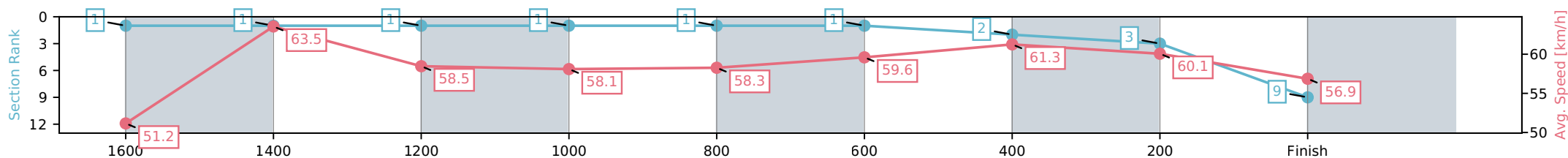
Aquis Park Gold Coast QLD
 Race 5: COASTAL TIPPER HIRE BENCHMARK 60 Handicap - 1800m



10 April 2026 - 7:30PM

Track Rating: Good 4, Weather: Fine, Rail Position: +7m 900m-W/Post, +4m Remainder

Section	L1800	L1600	L1400	L1200	L1000	L800	L600	L400	L200
Section Times	1:50.56 (0:13.56)	1:37.00 [1] (0:11.52)	1:25.48 [1] (0:12.31)	1:13.17 [1] (0:12.41)	1:00.76 [1] (0:12.40)	0:48.35 [1] (0:12.08)	0:36.27 [2] (0:11.73)	0:24.54 [3] (0:12.00)	0:12.54 [9] (0:12.54)
Average Speed [km/h]	51.2	63.5	58.5	58.1	58.3	59.6	61.3	60.1	56.9
Top Speed [km/h]	67.4	65.3	60.4	58.5	58.7	60.5	61.7	61.2	59.1
Avg. Dist. to Rail [m]	6.1	2.6	1.3	1.3	0.9	0.6	0.6	1.2	1.7
Avg. Stride Freq. [Hz]	2.3	2.3	2.2	2.1	2.1	2.1	2.3	2.3	2.2
Avg. Stride Length [m]	6.8	7.8	7.7	7.7	7.7	7.7	7.6	7.5	7.3



- [] Ranking at each section and finish
- :-:- No data available at this section
- NA No data available

Horse/Jockey Name	Aboveforty/Dylan Turner
Finish Rank	10
Fastest Section Time (Section)	0:11.67 (600-400)
Top Speed [km/h] (Section)	62.9 (1600-1400)
Race State	Finished



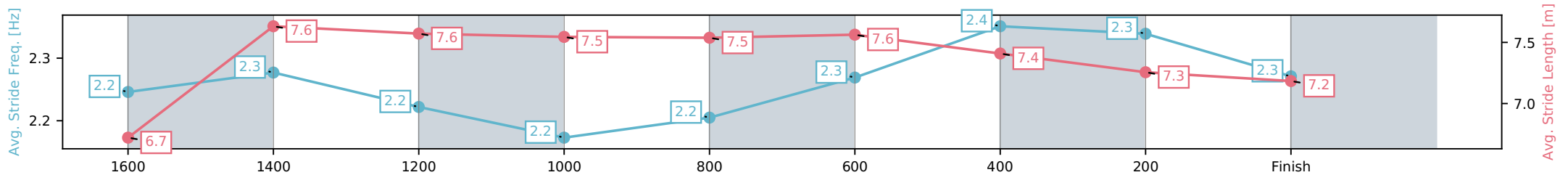
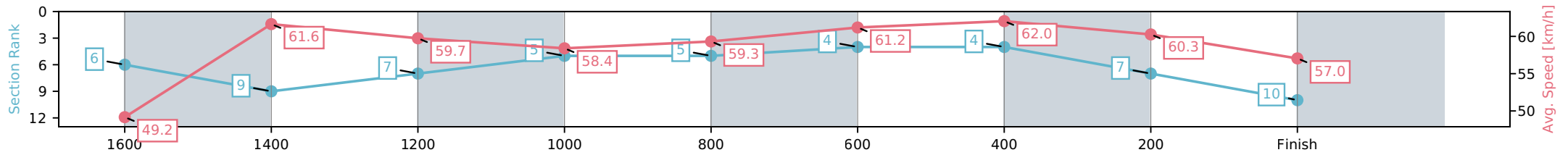
Aquis Park Gold Coast QLD
 Race 5: COASTAL TIPPER HIRE BENCHMARK 60 Handicap - 1800m



10 April 2026 - 7:30PM

Track Rating: Good 4, Weather: Fine, Rail Position: +7m 900m-W/Post, +4m Remainder

Section	L1800	L1600	L1400	L1200	L1000	L800	L600	L400	L200
Section Times	1:50.78 (0:14.09)	1:36.69 [9] (0:11.93)	1:24.76 [7] (0:12.09)	1:12.67 [5] (0:12.33)	1:00.34 [5] (0:12.31)	0:48.03 [4] (0:11.85)	0:36.18 [4] (0:11.67)	0:24.51 [7] (0:11.99)	0:12.52 [10] (0:12.52)
Average Speed [km/h]	49.2	61.6	59.7	58.4	59.3	61.2	62.0	60.3	57.0
Top Speed [km/h]	62.4	62.9	61.0	58.7	59.8	61.9	62.8	61.0	59.2
Avg. Dist. to Rail [m]	7.0	3.4	3.0	3.1	2.6	2.1	1.2	3.7	5.7
Avg. Stride Freq. [Hz]	2.2	2.3	2.2	2.2	2.2	2.3	2.4	2.3	2.3
Avg. Stride Length [m]	6.7	7.6	7.6	7.5	7.5	7.6	7.4	7.3	7.2



- [] Ranking at each section and finish
- :-:- No data available at this section
- NA No data available

Horse/Jockey Name	Monastery/Andrew Mallyon
Finish Rank	11
Fastest Section Time (Section)	0:11.82 (1600-1400)
Top Speed [km/h] (Section)	64.8 (1600-1400)
Race State	Finished



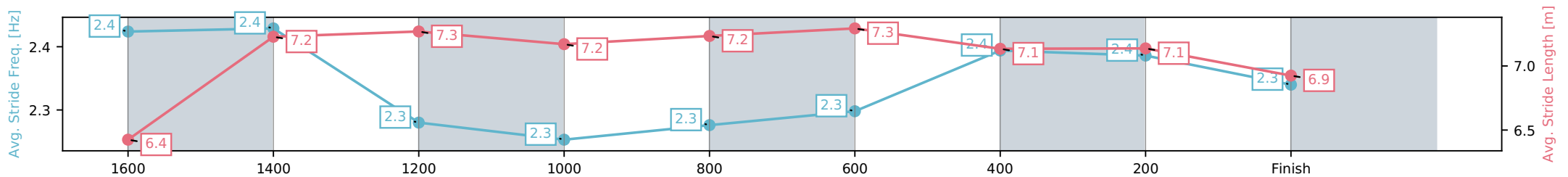
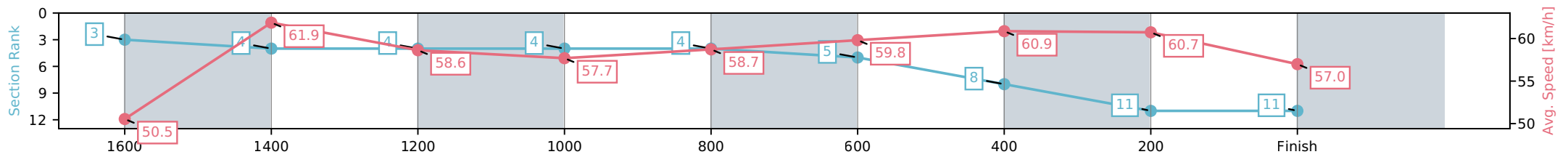
Aquis Park Gold Coast QLD
 Race 5: COASTAL TIPPER HIRE BENCHMARK 60 Handicap - 1800m



10 April 2026 - 7:30PM

Track Rating: Good 4, Weather: Fine, Rail Position: +7m 900m-W/Post, +4m Remainder

Section	L1800	L1600	L1400	L1200	L1000	L800	L600	L400	L200
Section Times	1:51.01 (0:13.67)	1:37.34 [4] (0:11.82)	1:25.52 [4] (0:12.32)	1:13.20 [4] (0:12.48)	1:00.72 [4] (0:12.39)	0:48.34 [5] (0:12.06)	0:36.28 [8] (0:11.89)	0:24.38 [11] (0:11.88)	0:12.50 [11] (0:12.50)
Average Speed [km/h]	50.5	61.9	58.6	57.7	58.7	59.8	60.9	60.7	57.0
Top Speed [km/h]	64.8	64.8	60.2	58.3	59.2	60.5	62.0	62.8	60.2
Avg. Dist. to Rail [m]	2.7	2.6	2.1	2.0	1.7	1.1	0.8	1.6	2.4
Avg. Stride Freq. [Hz]	2.4	2.4	2.3	2.3	2.3	2.3	2.4	2.4	2.3
Avg. Stride Length [m]	6.4	7.2	7.3	7.2	7.2	7.3	7.1	7.1	6.9



- [] Ranking at each section and finish
- :-:- No data available at this section
- NA No data available



Aquis Park Gold Coast QLD -
Race 6: CRICKET GOLD COAST Class 1 Handicap - 1000m
 10 April 2026 - 8:00PM



Track Rating: Good 4, Weather: Fine, Rail Position: +7m 900m-W/Post, +4m Remainder

Field Times (Race Tempo) 0:57.75 0:44.52 0:33.94 0:23.12 0:11.65
 (0:13.23) (0:10.58) (0:10.82) (0:11.47) (0:11.65)

Rank	TAB#	Horse	Overall Time	First 400m	Top Speed km/h (Section)	L1000	L800	L600	L400	L200			
	(BAR#)	Jockey	Margin (DT-W)	Last 600m	Fastest Section (Time)	Start - 800	800 - 600	600 - 400	400 - 200	200 - Finish			
1	10	Ode To Beauty	0:57.75	0:24.44	70.6 (800-600)	0:57.75	0:43.76 [7]	0:33.31 [7]	0:22.45 [7]	0:11.35 [5]			
	(4)	Taylor Marshall		0:33.31	800-600 (0:10.44)	(0:14.00)	(0:10.44)	(0:10.86)	(0:11.10)	(0:11.35)			
2	9	Quein Step	0:57.83	0:24.70	70.7 (800-600)	0:57.83	0:43.57 [10]	0:33.13 [9]	0:22.51 [8]	0:11.56 [4]			
	(8)	Tahlia Fenlon	0.5L (+4)	0:33.13	800-600 (0:10.44)	(0:14.26)	(0:10.44)	(0:10.62)	(0:10.95)	(0:11.56)			
3	1	Da Snoop Dog	0:57.93	0:24.02	70.5 (800-600)	0:57.93	0:44.51 [2]	0:33.92 [3]	0:22.96 [3]	0:11.71 [3]			
	(10)	Boris Thornton	1.1L (+2)	0:33.92	800-600 (0:10.60)	(0:13.42)	(0:10.60)	(0:10.96)	(0:11.25)	(0:11.71)			
4	3	Iced Chocolate	0:58.29	0:24.20	69.4 (800-600)	0:58.29	0:44.62 [4]	0:34.10 [4]	0:23.13 [4]	0:11.78 [7]			
	(5)	Ryan Maloney	3.2L (+1)	0:34.10	800-600 (0:10.52)	(0:13.68)	(0:10.52)	(0:10.97)	(0:11.35)	(0:11.78)			
5	7	Cat Call	0:58.30	0:23.84	72.2 (1000 - 800)	0:58.30	0:44.74 [3]	0:34.46 [2]	0:23.67 [1]	0:12.20 [1]			
	(9)	Brandon Lerena	3.2L (+3)	0:34.46	800-600 (0:10.28)	(0:13.56)	(0:10.28)	(0:10.79)	(0:11.47)	(0:12.20)			
6	14	Darling Take Care	0:58.32	0:24.86	69.0 (800-600)	0:58.32	0:44.11 [9]	0:33.46 [10]	0:22.71 [10]	0:11.65 [9]			
	(3)	Dylan Turner	3.3L (+5)	0:33.47	800-600 (0:10.65)	(0:14.21)	(0:10.65)	(0:10.75)	(0:11.07)	(0:11.65)			
7	5	Baked	0:58.44	0:24.35	69.6 (800-600)	0:58.44	0:44.58 [6]	0:34.10 [6]	0:23.27 [5]	0:12.04 [6]			
	(6)	Leah Martyn	4.0L (+4)	0:34.11	800-600 (0:10.49)	(0:13.86)	(0:10.49)	(0:10.83)	(0:11.24)	(0:12.04)			
8	4	Lord Of Flames	0:58.46	0:24.67	70.1 (800-600)	0:58.46	0:44.30 [8]	0:33.79 [8]	0:22.92 [9]	0:11.74 [10]			
	(7)	Jett Newman	4.2L (+2)	0:33.79	800-600 (0:10.51)	(0:14.16)	(0:10.51)	(0:10.87)	(0:11.18)	(0:11.74)			
9	13	Sussusudio	0:58.78	0:24.29	70.1 (800-600)	0:58.78	0:45.00 [5]	0:34.48 [5]	0:23.51 [6]	0:12.15 [8]			
	(2)	Georgina Cartwright	6.0L (+12)	0:34.48	800-600 (0:10.51)	(0:13.78)	(0:10.51)	(0:10.98)	(0:11.35)	(0:12.15)			
10	11	Anabia	0:59.04	0:23.81	70.0 (1000 - 800)	0:59.04	0:45.81 [1]	0:35.23 [1]	0:24.34 [2]	0:12.86 [2]			
	(1)	Bella Youngberry	7.6L (+12)	0:35.23	800-600 (0:10.58)	(0:13.23)	(0:10.58)	(0:10.89)	(0:11.48)	(0:12.86)			

Scratched: Ciphertext (#2), Il Fratello (#6), Elronte (#8), Siglo De Oro (#12)

Report Created: Fri 10 April 2026

(Note: Races are conducted over an approximate distance as close as possible to the advertised distance, and recorded data may vary accordingly. Official times refer to race times only and do not include handicap times.)

[] Position in running at each section and finish TAB# Saddle cloth number
 -:-:- No data available at this section BAR# Barrier/Gate Position
 NA No data available DNF Did not finish
 DNT Did not track DT-W Distance travelled compared to winner in metres

Fastest split
 Fastest section

Horse/Jockey Name	Ode To Beauty/Taylor Marshall
Finish Rank	1
Fastest Section Time (Section)	0:10.44 (800-600)
Top Speed [km/h] (Section)	70.6 (800-600)
Race State	Finished



Aquis Park Gold Coast QLD

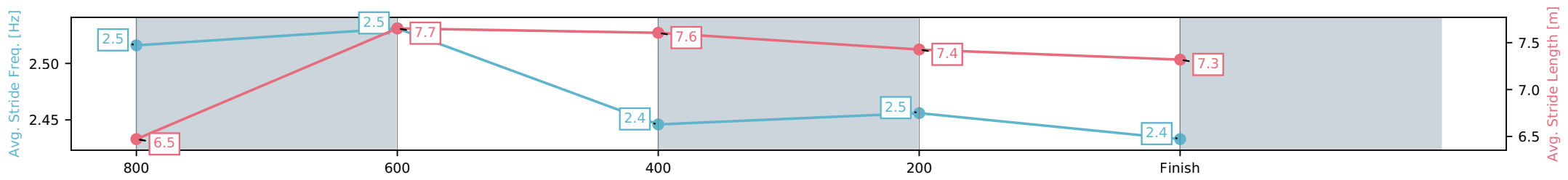
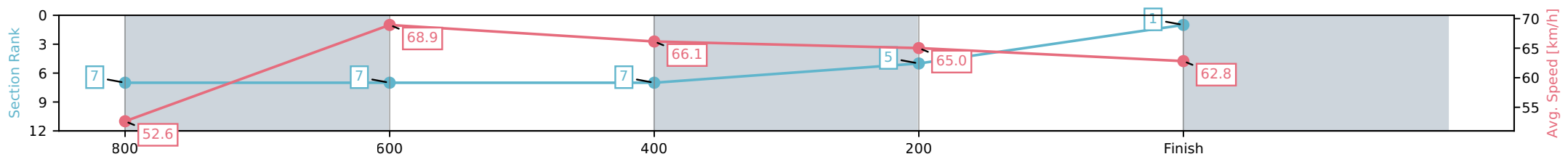
Race 6: CRICKET GOLD COAST Class 1 Handicap - 1000m

10 April 2026 - 8:00PM

Track Rating: Good 4, Weather: Fine, Rail Position: +7m 900m-W/Post, +4m Remainder



Section	L1000	L800	L600	L400	L200
Section Times	0:57.75 (0:14.00)	0:43.76 [7] (0:10.44)	0:33.31 [7] (0:10.86)	0:22.45 [5] (0:11.10)	0:11.35 [1] (0:11.35)
Average Speed [km/h]	52.6	68.9	66.1	65.0	62.8
Top Speed [km/h]	68.4	70.6	67.8	66.1	65.2
Avg. Dist. to Rail [m]	6.7	0.5	0.5	2.9	4.4
Avg. Stride Freq. [Hz]	2.5	2.5	2.4	2.5	2.4
Avg. Stride Length [m]	6.5	7.7	7.6	7.4	7.3



- [] Ranking at each section and finish
- :-:- No data available at this section
- NA No data available

Horse/Jockey Name	Quein Step/Tahlia Fenlon
Finish Rank	2
Fastest Section Time (Section)	0:10.44 (800-600)
Top Speed [km/h] (Section)	70.7 (800-600)
Race State	Finished



Aquis Park Gold Coast QLD

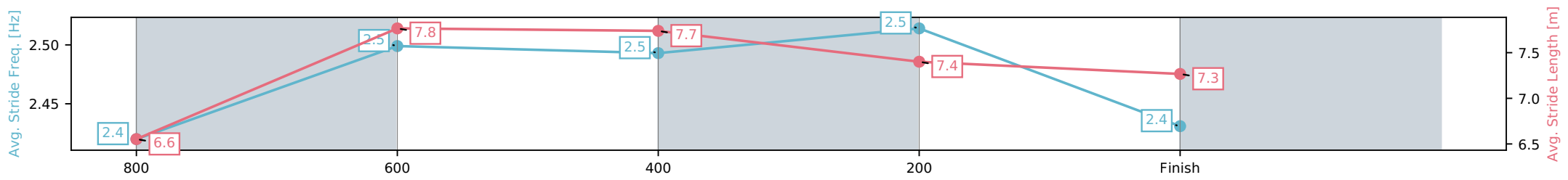
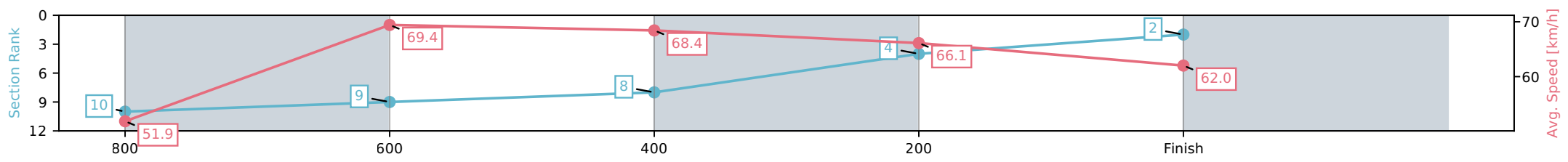
Race 6: CRICKET GOLD COAST Class 1 Handicap - 1000m

10 April 2026 - 8:00PM

Track Rating: Good 4, Weather: Fine, Rail Position: +7m 900m-W/Post, +4m Remainder



Section	L1000	L800	L600	L400	L200
Section Times	0:57.83 (0:14.26)	0:43.57 [9] (0:10.44)	0:33.13 [8] (0:10.62)	0:22.51 [4] (0:10.95)	0:11.56 [2] (0:11.56)
Average Speed [km/h]	51.9	69.4	68.4	66.1	62.0
Top Speed [km/h]	70.3	70.7	69.7	66.8	64.9
Avg. Dist. to Rail [m]	8.6	1.7	1.7	6.1	7.2
Avg. Stride Freq. [Hz]	2.4	2.5	2.5	2.5	2.4
Avg. Stride Length [m]	6.6	7.8	7.7	7.4	7.3



[] Ranking at each section and finish
 -:-:- No data available at this section
 NA No data available

Horse/Jockey Name	Da Snoop Dog/Boris Thornton
Finish Rank	3
Fastest Section Time (Section)	0:10.60 (800-600)
Top Speed [km/h] (Section)	70.5 (800-600)
Race State	Finished



Aquis Park Gold Coast QLD

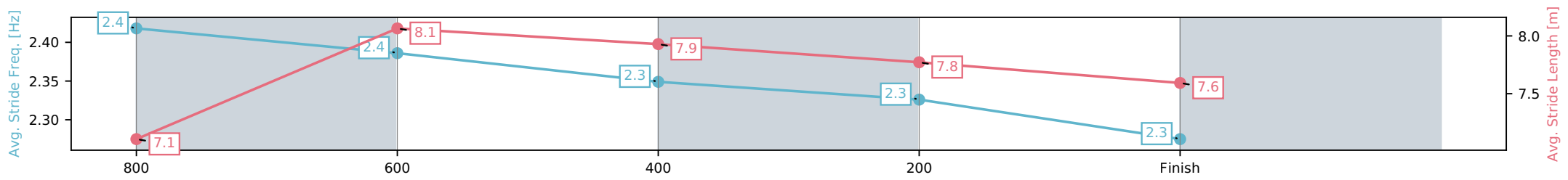
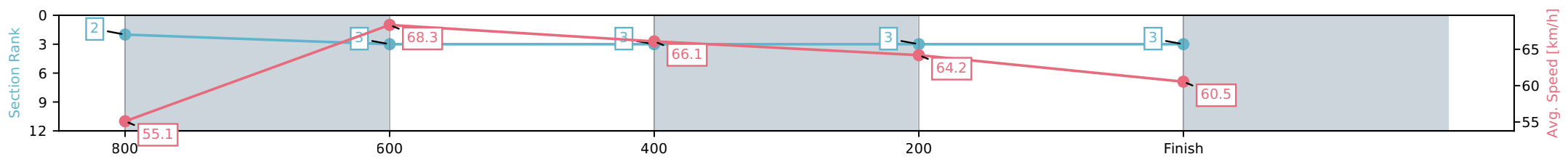
Race 6: CRICKET GOLD COAST Class 1 Handicap - 1000m

10 April 2026 - 8:00PM

Track Rating: Good 4, Weather: Fine, Rail Position: +7m 900m-W/Post, +4m Remainder



Section	L1000	L800	L600	L400	L200
Section Times	0:57.93 (0:13.42)	0:44.51 [3] (0:10.60)	0:33.92 [3] (0:10.96)	0:22.96 [3] (0:11.25)	0:11.71 [3] (0:11.71)
Average Speed [km/h]	55.1	68.3	66.1	64.2	60.5
Top Speed [km/h]	68.6	70.5	66.8	65.3	63.8
Avg. Dist. to Rail [m]	9.5	1.8	1.2	2.4	1.6
Avg. Stride Freq. [Hz]	2.4	2.4	2.3	2.3	2.3
Avg. Stride Length [m]	7.1	8.1	7.9	7.8	7.6



[] Ranking at each section and finish
 -:-:- No data available at this section
 NA No data available

Horse/Jockey Name	Iced Chocolate/Ryan Maloney
Finish Rank	4
Fastest Section Time (Section)	0:10.52 (800-600)
Top Speed [km/h] (Section)	69.4 (800-600)
Race State	Finished



Aquis Park Gold Coast QLD

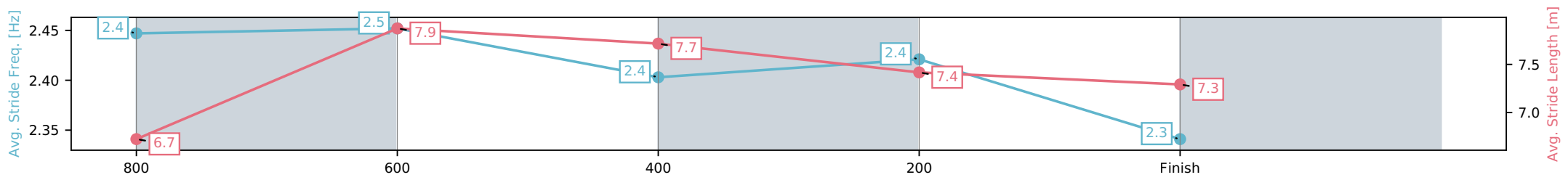
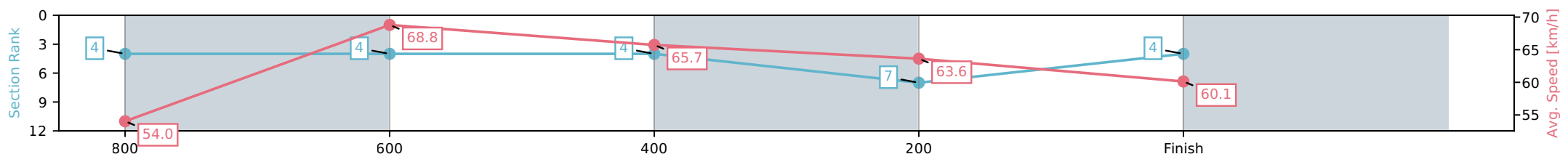
Race 6: CRICKET GOLD COAST Class 1 Handicap - 1000m

10 April 2026 - 8:00PM

Track Rating: Good 4, Weather: Fine, Rail Position: +7m 900m-W/Post, +4m Remainder



Section	L1000	L800	L600	L400	L200
Section Times	0:58.29 (0:13.68)	0:44.62 [4] (0:10.52)	0:34.10 [4] (0:10.97)	0:23.13 [7] (0:11.35)	0:11.78 [4] (0:11.78)
Average Speed [km/h]	54.0	68.8	65.7	63.6	60.1
Top Speed [km/h]	68.2	69.4	66.9	64.9	62.7
Avg. Dist. to Rail [m]	7.3	1.3	0.6	3.5	4.0
Avg. Stride Freq. [Hz]	2.4	2.5	2.4	2.4	2.3
Avg. Stride Length [m]	6.7	7.9	7.7	7.4	7.3



[] Ranking at each section and finish
 -:-:- No data available at this section
 NA No data available

Horse/Jockey Name	Cat Call/Brandon Lerena
Finish Rank	5
Fastest Section Time (Section)	0:10.28 (800-600)
Top Speed [km/h] (Section)	72.2 (1000 - 800)
Race State	Finished



Aquis Park Gold Coast QLD

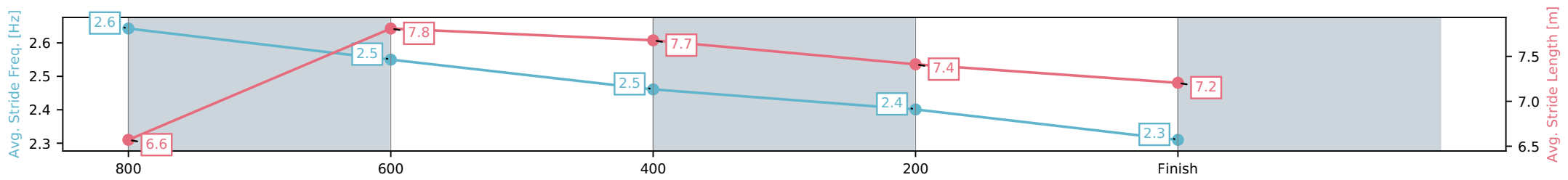
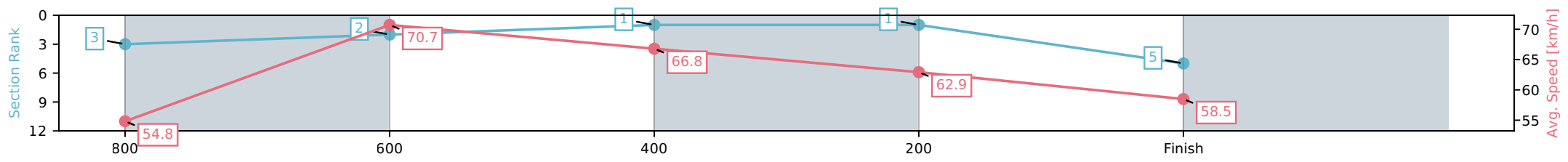
Race 6: CRICKET GOLD COAST Class 1 Handicap - 1000m

10 April 2026 - 8:00PM

Track Rating: Good 4, Weather: Fine, Rail Position: +7m 900m-W/Post, +4m Remainder



Section	L1000	L800	L600	L400	L200
Section Times	0:58.30 (0:13.56)	0:44.74 [2] (0:10.28)	0:34.46 [1] (0:10.79)	0:23.67 [1] (0:11.47)	0:12.20 [5] (0:12.20)
Average Speed [km/h]	54.8	70.7	66.8	62.9	58.5
Top Speed [km/h]	72.2	71.6	68.6	64.4	61.3
Avg. Dist. to Rail [m]	10.2	2.6	0.4	1.8	1.0
Avg. Stride Freq. [Hz]	2.6	2.5	2.5	2.4	2.3
Avg. Stride Length [m]	6.6	7.8	7.7	7.4	7.2



[] Ranking at each section and finish
 -:-:- No data available at this section
 NA No data available

Horse/Jockey Name	Darling Take Care/Dylan Turner
Finish Rank	6
Fastest Section Time (Section)	0:10.65 (800-600)
Top Speed [km/h] (Section)	69.0 (800-600)
Race State	Finished



Aquis Park Gold Coast QLD

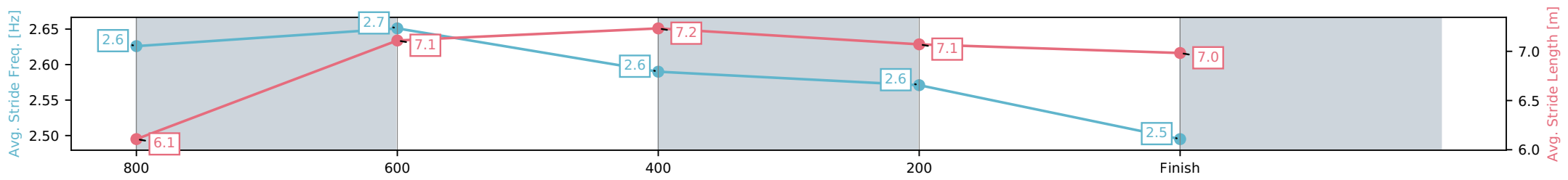
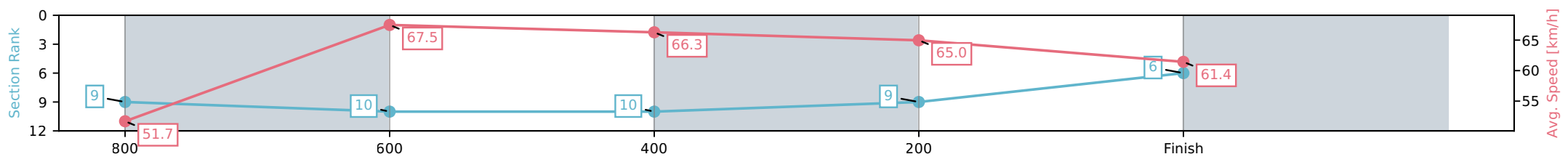
Race 6: CRICKET GOLD COAST Class 1 Handicap - 1000m

10 April 2026 - 8:00PM

Track Rating: Good 4, Weather: Fine, Rail Position: +7m 900m-W/Post, +4m Remainder



Section	L1000	L800	L600	L400	L200
Section Times	0:58.32 (0:14.21)	0:44.11 [10] (0:10.65)	0:33.46 [10] (0:10.75)	0:22.71 [9] (0:11.07)	0:11.65 [6] (0:11.65)
Average Speed [km/h]	51.7	67.5	66.3	65.0	61.4
Top Speed [km/h]	64.9	69.0	67.9	66.3	63.8
Avg. Dist. to Rail [m]	5.5	0.7	1.8	0.9	2.2
Avg. Stride Freq. [Hz]	2.6	2.7	2.6	2.6	2.5
Avg. Stride Length [m]	6.1	7.1	7.2	7.1	7.0



- [] Ranking at each section and finish
- :-:- No data available at this section
- NA No data available

Horse/Jockey Name	Baked/Leah Martyn
Finish Rank	7
Fastest Section Time (Section)	0:10.49 (800-600)
Top Speed [km/h] (Section)	69.6 (800-600)
Race State	Finished



Aquis Park Gold Coast QLD

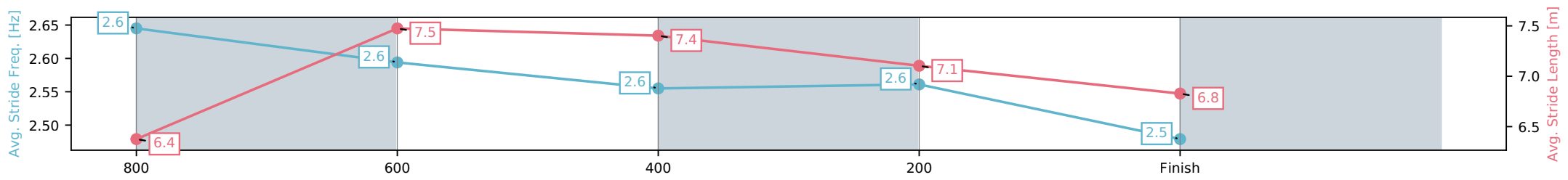
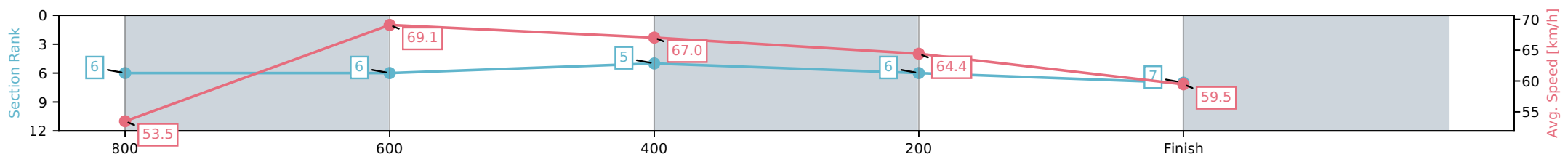
Race 6: CRICKET GOLD COAST Class 1 Handicap - 1000m

10 April 2026 - 8:00PM

Track Rating: Good 4, Weather: Fine, Rail Position: +7m 900m-W/Post, +4m Remainder



Section	L1000	L800	L600	L400	L200
Section Times	0:58.44 (0:13.86)	0:44.58 [6] (0:10.49)	0:34.10 [5] (0:10.83)	0:23.27 [6] (0:11.24)	0:12.04 [7] (0:12.04)
Average Speed [km/h]	53.5	69.1	67.0	64.4	59.5
Top Speed [km/h]	68.7	69.6	67.9	65.9	62.4
Avg. Dist. to Rail [m]	8.4	1.7	1.6	5.1	5.6
Avg. Stride Freq. [Hz]	2.6	2.6	2.6	2.6	2.5
Avg. Stride Length [m]	6.4	7.5	7.4	7.1	6.8



[] Ranking at each section and finish
 -:-:- No data available at this section
 NA No data available

Horse/Jockey Name	Lord Of Flames/Jett Newman
Finish Rank	8
Fastest Section Time (Section)	0:10.51 (800-600)
Top Speed [km/h] (Section)	70.1 (800-600)
Race State	Finished



Aquis Park Gold Coast QLD

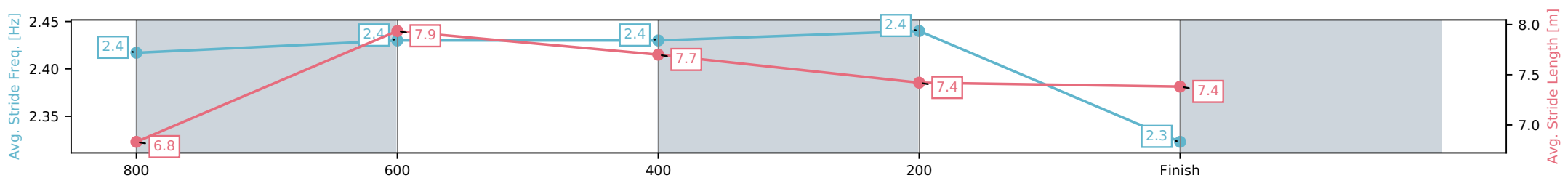
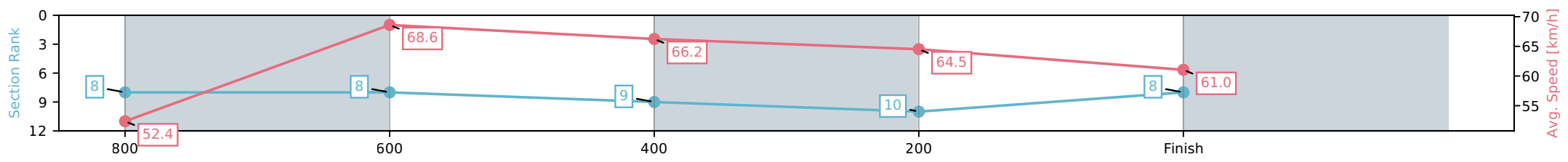
Race 6: CRICKET GOLD COAST Class 1 Handicap - 1000m

10 April 2026 - 8:00PM

Track Rating: Good 4, Weather: Fine, Rail Position: +7m 900m-W/Post, +4m Remainder



Section	L1000	L800	L600	L400	L200
Section Times	0:58.46 (0:14.16)	0:44.30 [8] (0:10.51)	0:33.79 [9] (0:10.87)	0:22.92 [10] (0:11.18)	0:11.74 [8] (0:11.74)
Average Speed [km/h]	52.4	68.6	66.2	64.5	61.0
Top Speed [km/h]	69.6	70.1	68.0	65.4	64.7
Avg. Dist. to Rail [m]	9.0	0.6	0.4	2.7	4.7
Avg. Stride Freq. [Hz]	2.4	2.4	2.4	2.4	2.3
Avg. Stride Length [m]	6.8	7.9	7.7	7.4	7.4



[] Ranking at each section and finish
 -:-:- No data available at this section
 NA No data available

Horse/Jockey Name	Sussusudio/Georgina Cartwright
Finish Rank	9
Fastest Section Time (Section)	0:10.51 (800-600)
Top Speed [km/h] (Section)	70.1 (800-600)
Race State	Finished



Aquis Park Gold Coast QLD

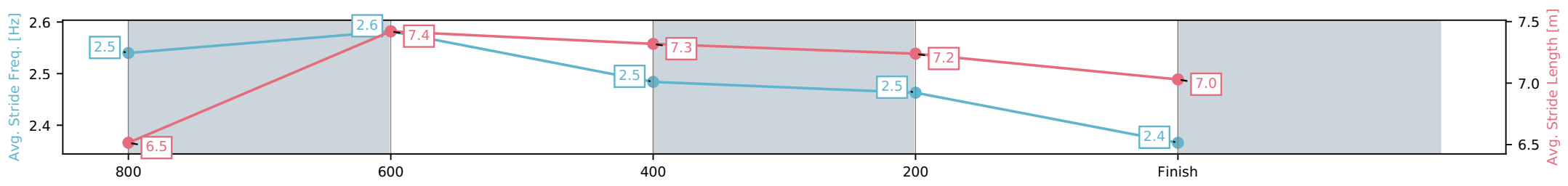
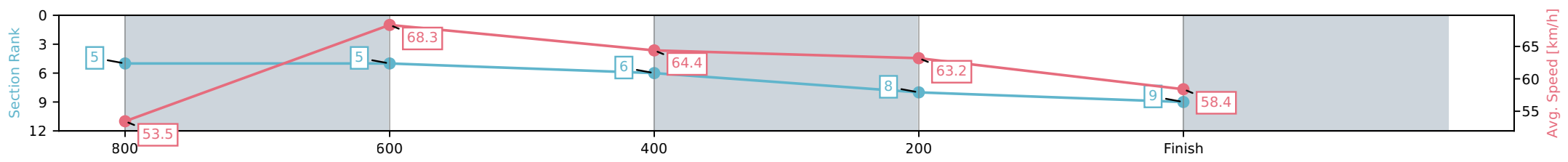
Race 6: CRICKET GOLD COAST Class 1 Handicap - 1000m

10 April 2026 - 8:00PM

Track Rating: Good 4, Weather: Fine, Rail Position: +7m 900m-W/Post, +4m Remainder



Section	L1000	L800	L600	L400	L200
Section Times	0:58.78 (0:13.78)	0:45.00 [5] (0:10.51)	0:34.48 [6] (0:10.98)	0:23.51 [8] (0:11.35)	0:12.15 [9] (0:12.15)
Average Speed [km/h]	53.5	68.3	64.4	63.2	58.4
Top Speed [km/h]	68.2	70.1	65.4	64.5	61.3
Avg. Dist. to Rail [m]	5.6	0.6	3.4	2.9	1.4
Avg. Stride Freq. [Hz]	2.5	2.6	2.5	2.5	2.4
Avg. Stride Length [m]	6.5	7.4	7.3	7.2	7.0



[] Ranking at each section and finish
 -:-:- No data available at this section
 NA No data available

Horse/Jockey Name	Anabia/Bella Youngberry
Finish Rank	10
Fastest Section Time (Section)	0:10.58 (800-600)
Top Speed [km/h] (Section)	70.0 (1000 - 800)
Race State	Finished



Aquis Park Gold Coast QLD

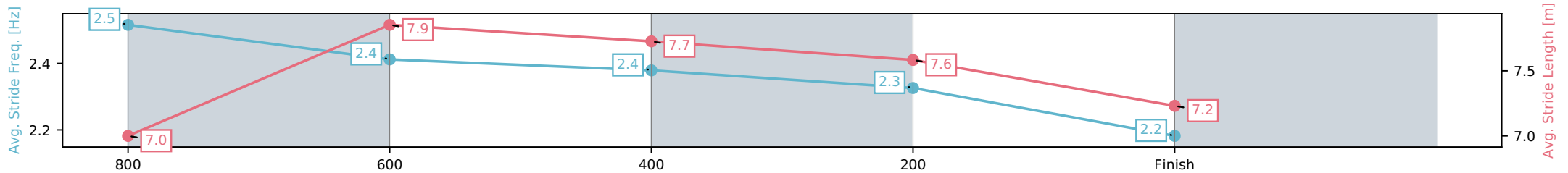
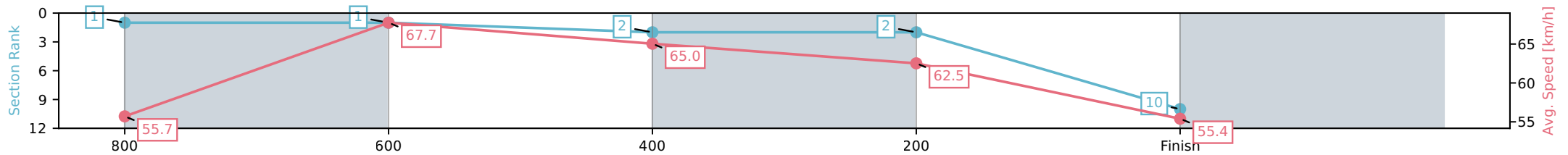
Race 6: CRICKET GOLD COAST Class 1 Handicap - 1000m

10 April 2026 - 8:00PM

Track Rating: Good 4, Weather: Fine, Rail Position: +7m 900m-W/Post, +4m Remainder



Section	L1000	L800	L600	L400	L200
Section Times	0:59.04 (0:13.23)	0:45.81 [1] (0:10.58)	0:35.23 [2] (0:10.89)	0:24.34 [2] (0:11.48)	0:12.86 [10] (0:12.86)
Average Speed [km/h]	55.7	67.7	65.0	62.5	55.4
Top Speed [km/h]	70.0	68.5	66.3	64.3	59.3
Avg. Dist. to Rail [m]	4.8	0.7	3.2	2.4	2.1
Avg. Stride Freq. [Hz]	2.5	2.4	2.4	2.3	2.2
Avg. Stride Length [m]	7.0	7.9	7.7	7.6	7.2



- [] Ranking at each section and finish
- :-:- No data available at this section
- NA No data available

Horse/Jockey Name	Subterrain/Ben Thompson
Finish Rank	1
Fastest Section Time (Section)	0:11.12 (1200-1000)
Top Speed [km/h] (Section)	66.0 (1200-1000)
Race State	Finished



Aquis Park Gold Coast QLD

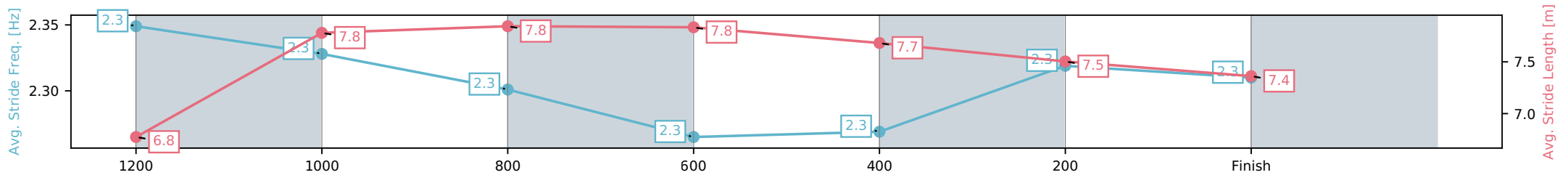
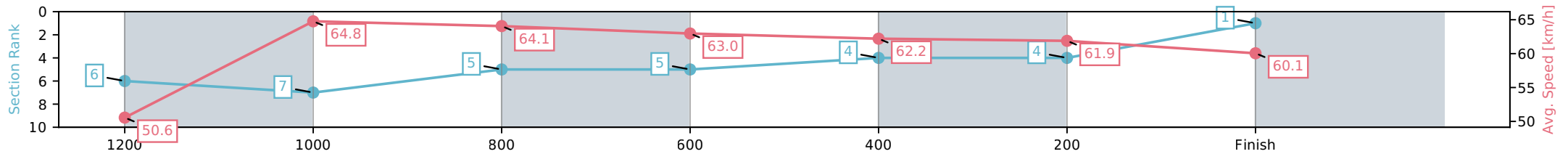
Race 7: MANOS MAIN BEACH Class 2 Handicap - 1400m

10 April 2026 - 8:30PM

Track Rating: Good 4, Weather: Fine, Rail Position: +7m 900m-W/Post, +4m Remainder



Section	L1400	L1200	L1000	L800	L600	L400	L200
Section Times	1:23.56 (0:14.51)	1:09.05 [7] (0:11.12)	0:57.94 [5] (0:11.29)	0:46.65 [5] (0:11.46)	0:35.19 [4] (0:11.64)	0:23.55 [4] (0:11.68)	0:11.87 [1] (0:11.87)
Average Speed [km/h]	50.6	64.8	64.1	63.0	62.2	61.9	60.1
Top Speed [km/h]	64.0	66.0	64.5	63.6	62.7	62.5	61.9
Avg. Dist. to Rail [m]	4.6	0.9	0.9	0.8	1.1	3.7	5.6
Avg. Stride Freq. [Hz]	2.3	2.3	2.3	2.3	2.3	2.3	2.3
Avg. Stride Length [m]	6.8	7.8	7.8	7.8	7.7	7.5	7.4



- [] Ranking at each section and finish
- :-:- No data available at this section
- NA No data available

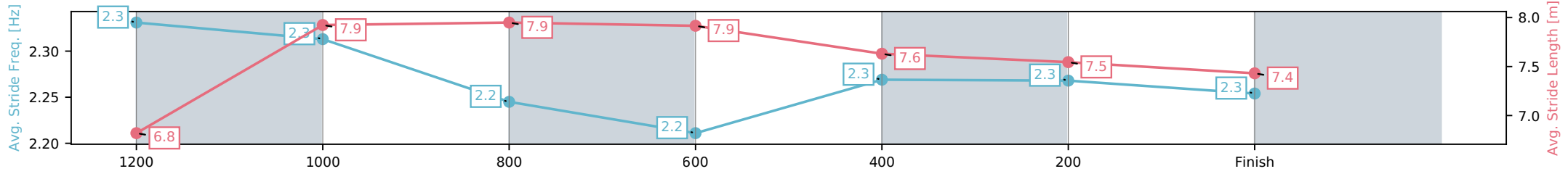
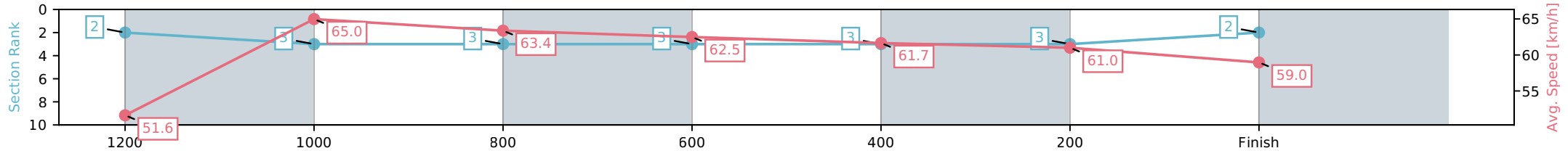
Horse/Jockey Name	Duomo/Scott Sheargold
Finish Rank	2
Fastest Section Time (Section)	0:11.09 (1200-1000)
Top Speed [km/h] (Section)	65.6 (1200-1000)
Race State	Finished



Aquis Park Gold Coast QLD
 Race 7: MANOS MAIN BEACH Class 2 Handicap - 1400m
 10 April 2026 - 8:30PM
 Track Rating: Good 4, Weather: Fine, Rail Position: +7m 900m-W/Post, +4m Remainder



Section	L1400	L1200	L1000	L800	L600	L400	L200
Section Times	1:23.58 (0:14.17)	1:09.41 [3] (0:11.09)	0:58.32 [3] (0:11.36)	0:46.96 [3] (0:11.53)	0:35.43 [3] (0:11.61)	0:23.82 [3] (0:11.80)	0:12.01 [2] (0:12.01)
Average Speed [km/h]	51.6	65.0	63.4	62.5	61.7	61.0	59.0
Top Speed [km/h]	63.8	65.6	64.0	62.8	62.7	61.5	60.0
Avg. Dist. to Rail [m]	2.3	0.3	0.8	0.5	1.1	0.4	0.7
Avg. Stride Freq. [Hz]	2.3	2.3	2.2	2.2	2.3	2.3	2.3
Avg. Stride Length [m]	6.8	7.9	7.9	7.9	7.6	7.5	7.4



[] Ranking at each section and finish
 -:-:- No data available at this section
 NA No data available

Horse/Jockey Name	Hello Lovely/Chelsea Baker
Finish Rank	3
Fastest Section Time (Section)	0:10.82 (1200-1000)
Top Speed [km/h] (Section)	67.9 (1200-1000)
Race State	Finished



Aquis Park Gold Coast QLD

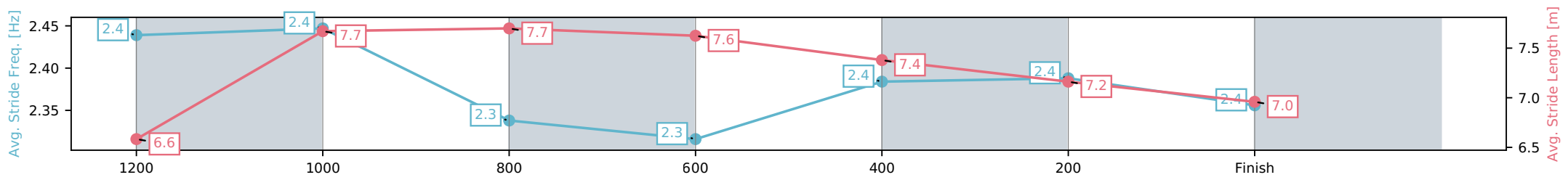
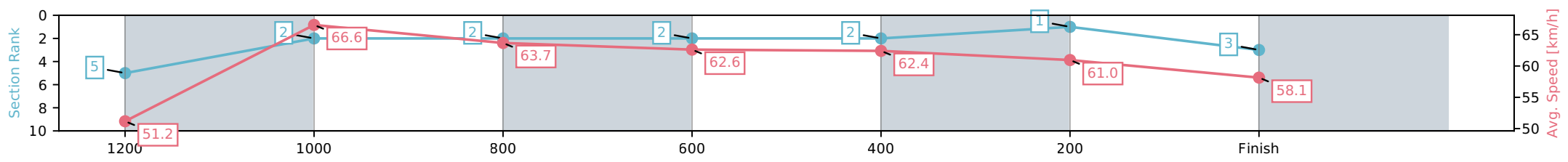
Race 7: MANOS MAIN BEACH Class 2 Handicap - 1400m

10 April 2026 - 8:30PM

Track Rating: Good 4, Weather: Fine, Rail Position: +7m 900m-W/Post, +4m Remainder



Section	L 1400	L 1200	L 1000	L 800	L 600	L 400	L 200
Section Times	1:23.60 (0:14.31)	1:09.29 [2] (0:10.82)	0:58.47 [2] (0:11.33)	0:47.13 [2] (0:11.51)	0:35.62 [2] (0:11.55)	0:24.07 [1] (0:11.83)	0:12.24 [3] (0:12.24)
Average Speed [km/h]	51.2	66.6	63.7	62.6	62.4	61.0	58.1
Top Speed [km/h]	66.8	67.9	64.5	63.3	63.0	62.1	59.8
Avg. Dist. to Rail [m]	8.2	2.7	0.8	0.6	0.4	1.6	2.5
Avg. Stride Freq. [Hz]	2.4	2.4	2.3	2.3	2.4	2.4	2.4
Avg. Stride Length [m]	6.6	7.7	7.7	7.6	7.4	7.2	7.0



[] Ranking at each section and finish
 -:-:- No data available at this section
 NA No data available

Horse/Jockey Name	Bollinger Miss/Kyle Wilson-Taylor
Finish Rank	4
Fastest Section Time (Section)	0:11.09 (1200-1000)
Top Speed [km/h] (Section)	66.3 (1200-1000)
Race State	Finished



Aquis Park Gold Coast QLD

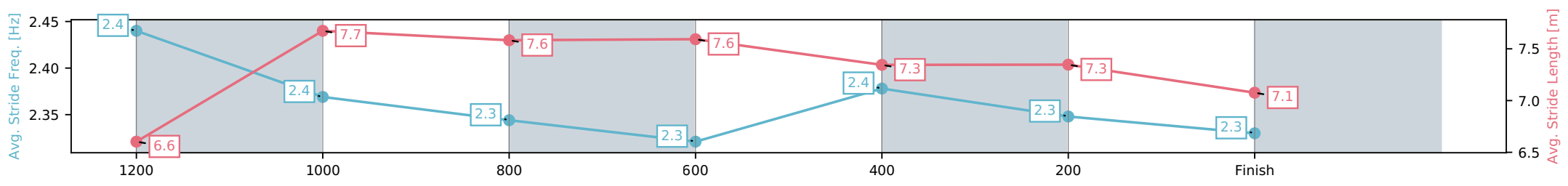
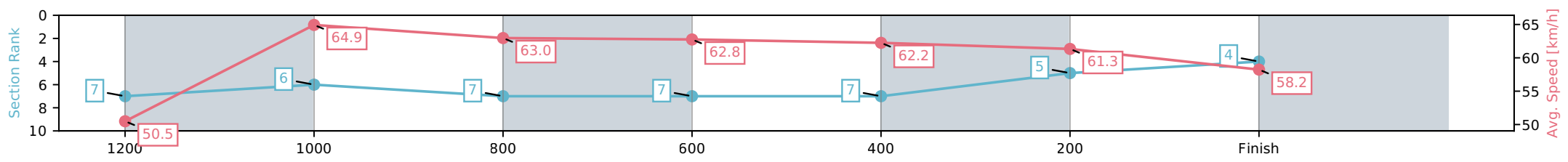
Race 7: MANOS MAIN BEACH Class 2 Handicap - 1400m

10 April 2026 - 8:30PM

Track Rating: Good 4, Weather: Fine, Rail Position: +7m 900m-W/Post, +4m Remainder



Section	L1400	L1200	L1000	L800	L600	L400	L200
Section Times	1:23.84 (0:14.52)	1:09.32 [6] (0:11.09)	0:58.23 [7] (0:11.50)	0:46.74 [7] (0:11.51)	0:35.22 [7] (0:11.57)	0:23.65 [5] (0:11.75)	0:11.91 [4] (0:11.91)
Average Speed [km/h]	50.5	64.9	63.0	62.8	62.2	61.3	58.2
Top Speed [km/h]	64.9	66.3	64.2	63.8	63.1	62.1	61.0
Avg. Dist. to Rail [m]	4.0	0.9	1.1	1.2	0.7	0.9	3.1
Avg. Stride Freq. [Hz]	2.4	2.4	2.3	2.3	2.4	2.3	2.3
Avg. Stride Length [m]	6.6	7.7	7.6	7.6	7.3	7.3	7.1



[] Ranking at each section and finish
 -:-:- No data available at this section
 NA No data available

Horse/Jockey Name	Law Marshal/Michael Rodd
Finish Rank	5
Fastest Section Time (Section)	0:11.10 (1200-1000)
Top Speed [km/h] (Section)	66.2 (1200-1000)
Race State	Finished



Aquis Park Gold Coast QLD

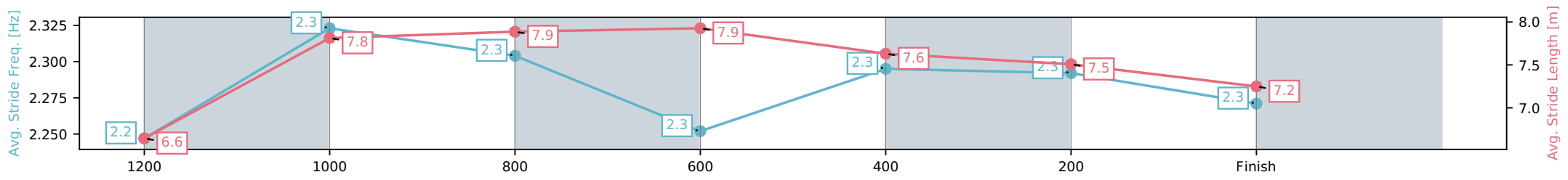
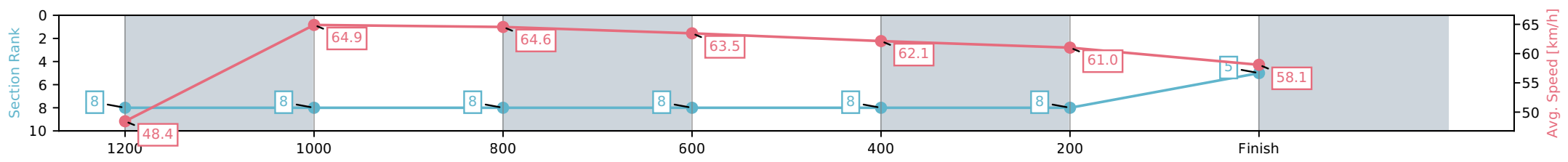
Race 7: MANOS MAIN BEACH Class 2 Handicap - 1400m

10 April 2026 - 8:30PM

Track Rating: Good 4, Weather: Fine, Rail Position: +7m 900m-W/Post, +4m Remainder



Section	L1400	L1200	L1000	L800	L600	L400	L200
Section Times	1:24.43 (0:15.18)	1:09.25 [8] (0:11.10)	0:58.15 [8] (0:11.30)	0:46.85 [8] (0:11.34)	0:35.51 [8] (0:11.56)	0:23.95 [8] (0:11.81)	0:12.14 [5] (0:12.14)
Average Speed [km/h]	48.4	64.9	64.6	63.5	62.1	61.0	58.1
Top Speed [km/h]	62.5	66.2	65.2	64.5	62.9	62.2	59.8
Avg. Dist. to Rail [m]	7.6	3.4	2.5	0.5	0.5	1.2	3.3
Avg. Stride Freq. [Hz]	2.2	2.3	2.3	2.3	2.3	2.3	2.3
Avg. Stride Length [m]	6.6	7.8	7.9	7.9	7.6	7.5	7.2



[] Ranking at each section and finish
 -:-:- No data available at this section
 NA No data available

Horse/Jockey Name	Maragonal/Bella Youngberry
Finish Rank	6
Fastest Section Time (Section)	0:10.84 (1200-1000)
Top Speed [km/h] (Section)	67.8 (1200-1000)
Race State	Finished



Aquis Park Gold Coast QLD

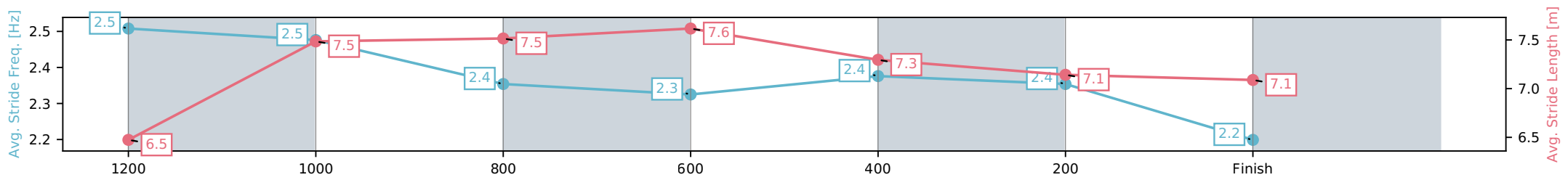
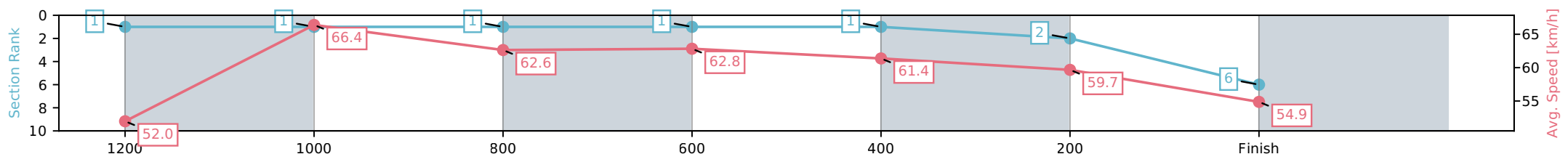
Race 7: MANOS MAIN BEACH Class 2 Handicap - 1400m

10 April 2026 - 8:30PM

Track Rating: Good 4, Weather: Fine, Rail Position: +7m 900m-W/Post, +4m Remainder



Section	L1400	L1200	L1000	L800	L600	L400	L200
Section Times	1:24.52 (0:14.08)	1:10.44 [1] (0:10.84)	0:59.59 [1] (0:11.50)	0:48.09 [1] (0:11.43)	0:36.66 [1] (0:11.60)	0:25.06 [2] (0:12.07)	0:12.99 [6] (0:12.99)
Average Speed [km/h]	52.0	66.4	62.6	62.8	61.4	59.7	54.9
Top Speed [km/h]	62.7	67.8	64.8	63.5	62.6	61.4	57.2
Avg. Dist. to Rail [m]	7.7	1.1	0.5	0.9	1.7	0.4	0.5
Avg. Stride Freq. [Hz]	2.5	2.5	2.4	2.3	2.4	2.4	2.2
Avg. Stride Length [m]	6.5	7.5	7.5	7.6	7.3	7.1	7.1



[] Ranking at each section and finish
 -:-:- No data available at this section
 NA No data available

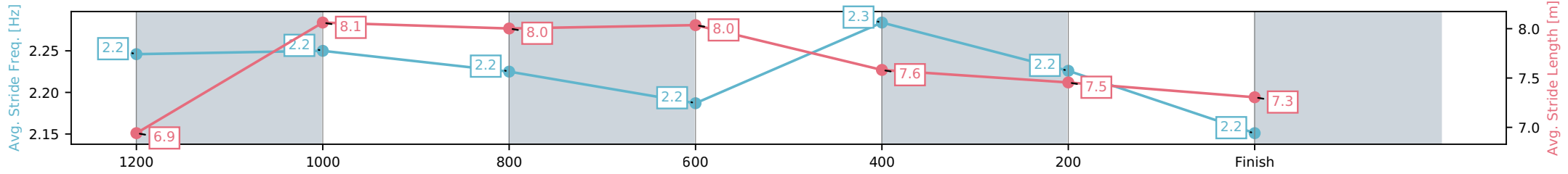
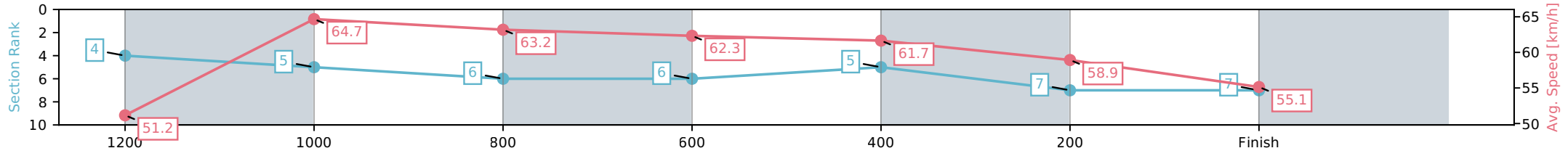
Horse/Jockey Name	Moonlight Kicks/Georgina Cartwright
Finish Rank	7
Fastest Section Time (Section)	0:11.15 (1200-1000)
Top Speed [km/h] (Section)	65.5 (1200-1000)
Race State	Finished



Aquis Park Gold Coast QLD
 Race 7: MANOS MAIN BEACH Class 2 Handicap - 1400m
 10 April 2026 - 8:30PM
 Track Rating: Good 4, Weather: Fine, Rail Position: +7m 900m-W/Post, +4m Remainder



Section	L1400	L1200	L1000	L800	L600	L400	L200
Section Times	1:24.96 (0:14.30)	1:10.66 [5] (0:11.15)	0:59.51 [6] (0:11.49)	0:48.02 [6] (0:11.52)	0:36.51 [5] (0:11.61)	0:24.90 [7] (0:12.21)	0:12.69 [7] (0:12.69)
Average Speed [km/h]	51.2	64.7	63.2	62.3	61.7	58.9	55.1
Top Speed [km/h]	63.7	65.5	64.3	63.4	62.9	59.7	57.9
Avg. Dist. to Rail [m]	4.4	2.1	1.6	0.7	1.2	1.1	2.3
Avg. Stride Freq. [Hz]	2.2	2.2	2.2	2.2	2.3	2.2	2.2
Avg. Stride Length [m]	6.9	8.1	8.0	8.0	7.6	7.5	7.3



[] Ranking at each section and finish
 -:-:- No data available at this section
 NA No data available

Horse/Jockey Name	Champagne Problems/Jett Newman
Finish Rank	8
Fastest Section Time (Section)	0:11.10 (1200-1000)
Top Speed [km/h] (Section)	66.0 (1200-1000)
Race State	Finished



Aquis Park Gold Coast QLD

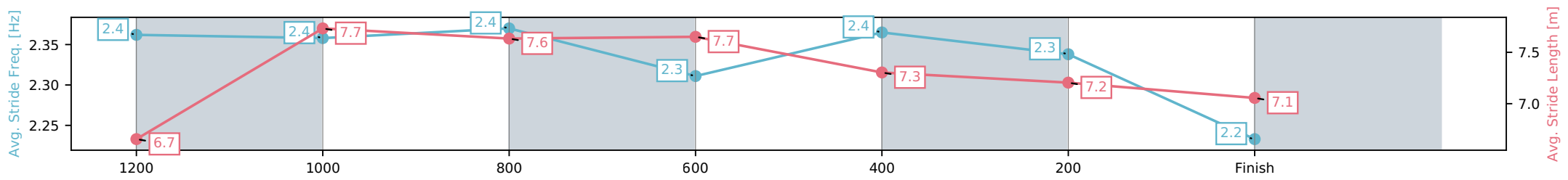
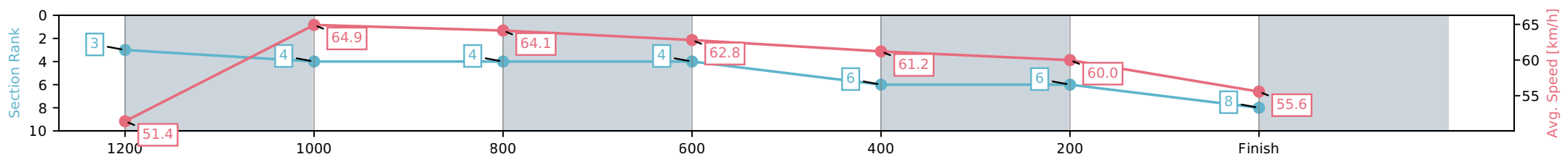
Race 7: MANOS MAIN BEACH Class 2 Handicap - 1400m

10 April 2026 - 8:30PM

Track Rating: Good 4, Weather: Fine, Rail Position: +7m 900m-W/Post, +4m Remainder



Section	L1400	L1200	L1000	L800	L600	L400	L200
Section Times	1:25.01 (0:14.27)	1:10.74 [4] (0:11.10)	0:59.64 [4] (0:11.36)	0:48.28 [4] (0:11.52)	0:36.76 [6] (0:11.86)	0:24.91 [6] (0:12.05)	0:12.86 [8] (0:12.86)
Average Speed [km/h]	51.4	64.9	64.1	62.8	61.2	60.0	55.6
Top Speed [km/h]	64.9	66.0	65.1	63.5	62.8	62.2	58.1
Avg. Dist. to Rail [m]	5.8	1.8	2.1	1.6	1.5	4.6	5.0
Avg. Stride Freq. [Hz]	2.4	2.4	2.4	2.3	2.4	2.3	2.2
Avg. Stride Length [m]	6.7	7.7	7.6	7.7	7.3	7.2	7.1



[] Ranking at each section and finish
 -:-:- No data available at this section
 NA No data available

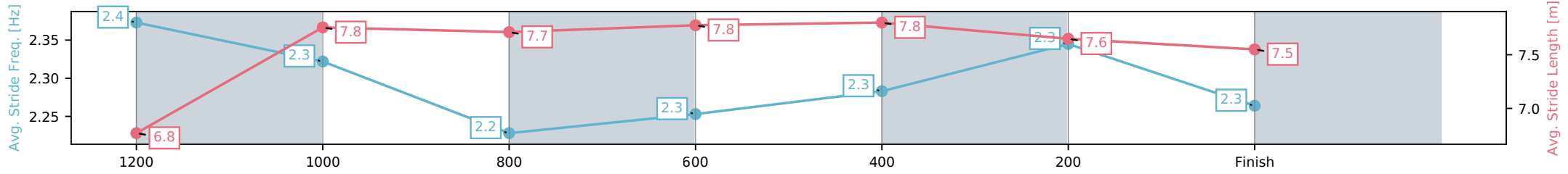
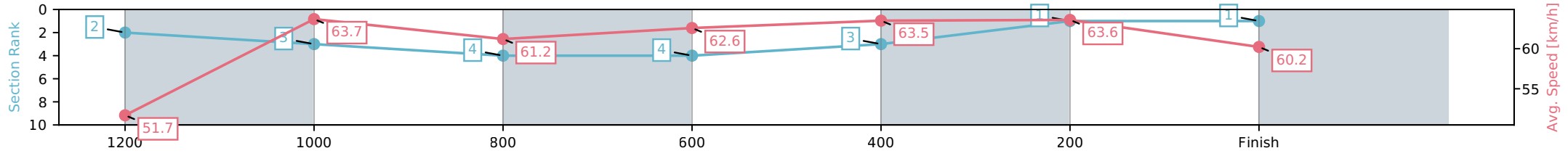
Horse/Jockey Name	Nodachi/Jett Newman
Finish Rank	1
Fastest Section Time (Section)	0:11.30 (1200-1000)
Top Speed [km/h] (Section)	65.9 (1400 - 1200)
Race State	Finished



Aquis Park Gold Coast QLD
 Race 8: CARBINE CLUB QLD Class 5 Handicap - 1400m
 10 April 2026 - 9:00PM
 Track Rating: Good 4, Weather: Fine, Rail Position: +7m 900m-W/Post, +4m Remainder



Section	L1400	L1200	L1000	L800	L600	L400	L200
Section Times	1:23.43 (0:14.19)	1:09.24 [3] (0:11.30)	0:57.94 [4] (0:11.82)	0:46.13 [4] (0:11.53)	0:34.60 [3] (0:11.38)	0:23.22 [1] (0:11.39)	0:11.83 [1] (0:11.83)
Average Speed [km/h]	51.7	63.7	61.2	62.6	63.5	63.6	60.2
Top Speed [km/h]	65.9	65.6	61.8	63.2	64.8	65.2	61.9
Avg. Dist. to Rail [m]	3.8	0.5	1.0	0.5	1.2	5.5	7.1
Avg. Stride Freq. [Hz]	2.4	2.3	2.2	2.3	2.3	2.3	2.3
Avg. Stride Length [m]	6.8	7.8	7.7	7.8	7.8	7.6	7.5



[] Ranking at each section and finish
 -:-:- No data available at this section
 NA No data available

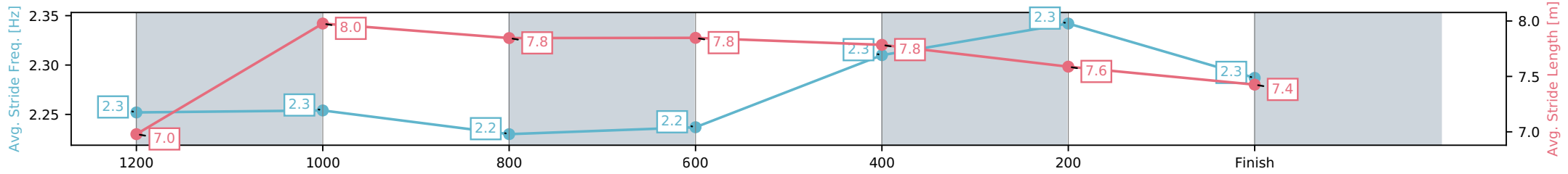
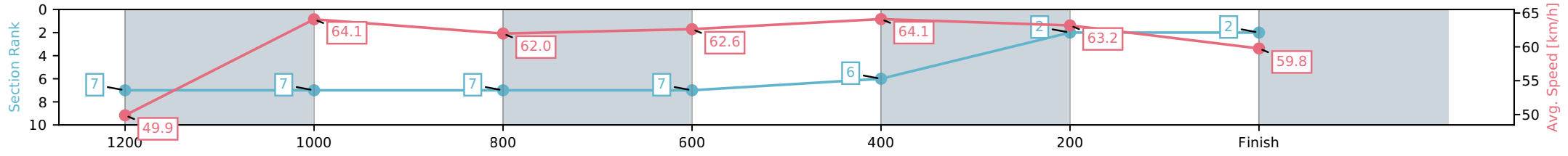
Horse/Jockey Name	French Endeavour/Kyle Wilson-Taylor
Finish Rank	2
Fastest Section Time (Section)	0:11.24 (1200-1000)
Top Speed [km/h] (Section)	65.0 (1200-1000)
Race State	Finished



Aquis Park Gold Coast QLD
 Race 8: CARBINE CLUB QLD Class 5 Handicap - 1400m
 10 April 2026 - 9:00PM
 Track Rating: Good 4, Weather: Fine, Rail Position: +7m 900m-W/Post, +4m Remainder



Section	L1400	L1200	L1000	L800	L600	L400	L200
Section Times	1:23.83 (0:14.70)	1:09.13 [7] (0:11.24)	0:57.90 [7] (0:11.73)	0:46.16 [7] (0:11.56)	0:34.60 [6] (0:11.28)	0:23.32 [2] (0:11.44)	0:11.88 [2] (0:11.88)
Average Speed [km/h]	49.9	64.1	62.0	62.6	64.1	63.2	59.8
Top Speed [km/h]	64.8	65.0	63.2	63.6	64.9	63.9	62.3
Avg. Dist. to Rail [m]	5.6	1.4	1.7	1.5	0.8	4.5	5.4
Avg. Stride Freq. [Hz]	2.3	2.3	2.2	2.2	2.3	2.3	2.3
Avg. Stride Length [m]	7.0	8.0	7.8	7.8	7.8	7.6	7.4



[] Ranking at each section and finish
 -:-:- No data available at this section
 NA No data available

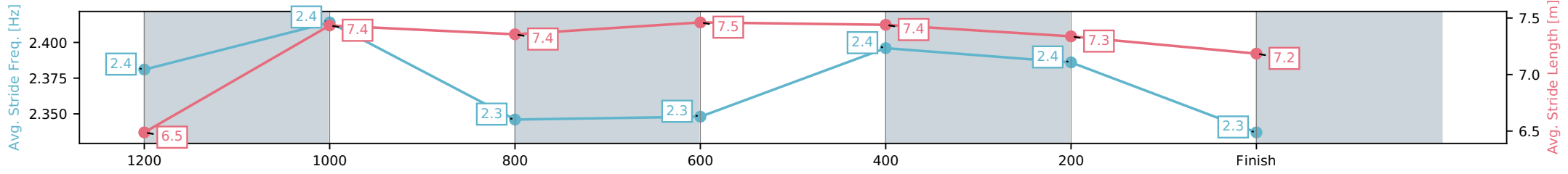
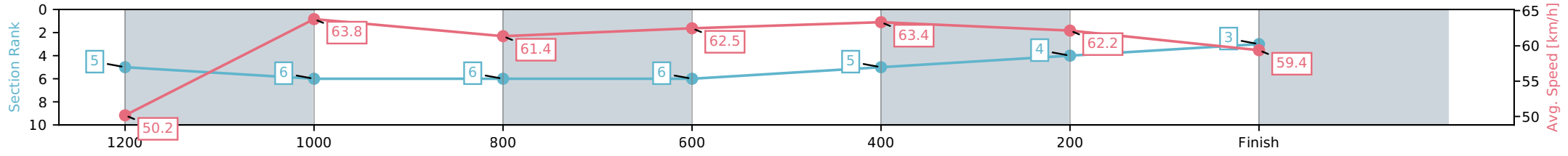
Horse/Jockey Name	Old Song/Daniel Moor
Finish Rank	3
Fastest Section Time (Section)	0:11.29 (1200-1000)
Top Speed [km/h] (Section)	65.1 (1200-1000)
Race State	Finished



Aquis Park Gold Coast QLD
 Race 8: CARBINE CLUB QLD Class 5 Handicap - 1400m
 10 April 2026 - 9:00PM
 Track Rating: Good 4, Weather: Fine, Rail Position: +7m 900m-W/Post, +4m Remainder



Section	L1400	L1200	L1000	L800	L600	L400	L200
Section Times	1:24.01 (0:14.59)	1:09.42 [6] (0:11.29)	0:58.13 [6] (0:11.75)	0:46.38 [6] (0:11.50)	0:34.87 [5] (0:11.35)	0:23.52 [4] (0:11.58)	0:11.93 [3] (0:11.93)
Average Speed [km/h]	50.2	63.8	61.4	62.5	63.4	62.2	59.4
Top Speed [km/h]	63.5	65.1	62.1	63.1	64.7	63.0	61.0
Avg. Dist. to Rail [m]	3.6	1.2	0.7	0.4	0.5	0.8	0.3
Avg. Stride Freq. [Hz]	2.4	2.4	2.3	2.3	2.4	2.4	2.3
Avg. Stride Length [m]	6.5	7.4	7.4	7.5	7.4	7.3	7.2



[] Ranking at each section and finish
 -:-:- No data available at this section
 NA No data available

Horse/Jockey Name	October/Brandon Lerena
Finish Rank	4
Fastest Section Time (Section)	0:11.21 (1200-1000)
Top Speed [km/h] (Section)	65.4 (1200-1000)
Race State	Finished



Aquis Park Gold Coast QLD

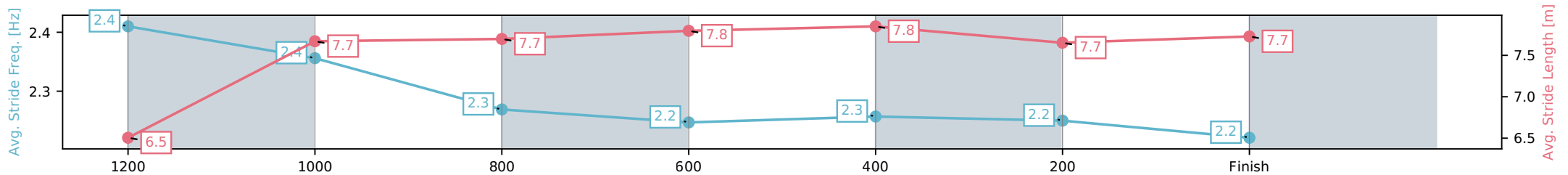
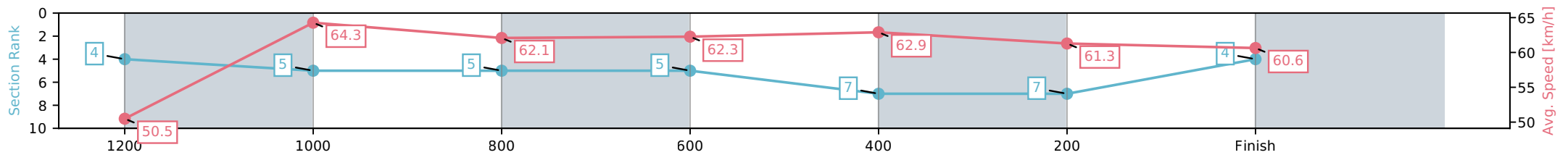
Race 8: CARBINE CLUB QLD Class 5 Handicap - 1400m

10 April 2026 - 9:00PM

Track Rating: Good 4, Weather: Fine, Rail Position: +7m 900m-W/Post, +4m Remainder



Section	L1400	L1200	L1000	L800	L600	L400	L200
Section Times	1:24.05 (0:14.52)	1:09.53 [5] (0:11.21)	0:58.32 [5] (0:11.68)	0:46.64 [5] (0:11.63)	0:35.01 [7] (0:11.53)	0:23.48 [7] (0:11.80)	0:11.68 [4] (0:11.68)
Average Speed [km/h]	50.5	64.3	62.1	62.3	62.9	61.3	60.6
Top Speed [km/h]	64.0	65.4	63.1	62.8	64.5	62.1	62.2
Avg. Dist. to Rail [m]	5.9	2.0	1.4	1.5	1.4	5.1	6.9
Avg. Stride Freq. [Hz]	2.4	2.4	2.3	2.2	2.3	2.2	2.2
Avg. Stride Length [m]	6.5	7.7	7.7	7.8	7.8	7.7	7.7



- [] Ranking at each section and finish
- :-:- No data available at this section
- NA No data available

Horse/Jockey Name	Prime Asset/Dylan Turner
Finish Rank	5
Fastest Section Time (Section)	0:11.17 (1200-1000)
Top Speed [km/h] (Section)	66.5 (1200-1000)
Race State	Finished



Aquis Park Gold Coast QLD

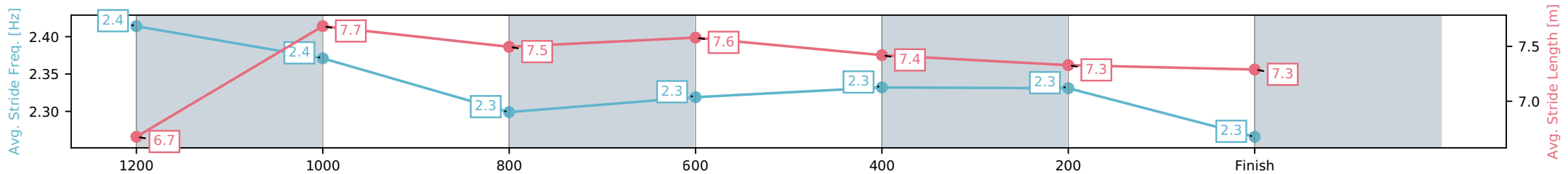
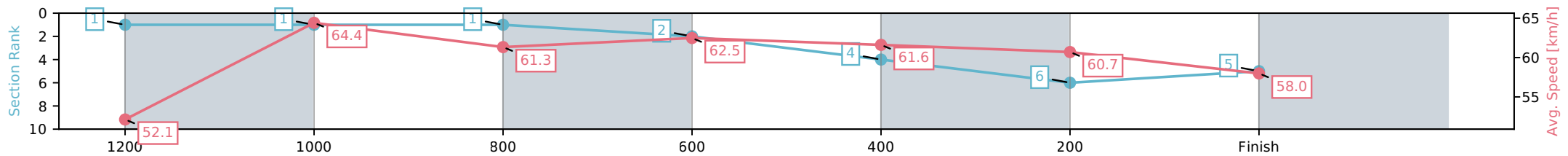
Race 8: CARBINE CLUB QLD Class 5 Handicap - 1400m

10 April 2026 - 9:00PM

Track Rating: Good 4, Weather: Fine, Rail Position: +7m 900m-W/Post, +4m Remainder



Section	L1400	L1200	L1000	L800	L600	L400	L200
Section Times	1:24.36 (0:14.06)	1:10.30 [1] (0:11.17)	0:59.13 [1] (0:11.75)	0:47.38 [2] (0:11.56)	0:35.83 [4] (0:11.70)	0:24.12 [6] (0:11.92)	0:12.21 [5] (0:12.21)
Average Speed [km/h]	52.1	64.4	61.3	62.5	61.6	60.7	58.0
Top Speed [km/h]	66.4	66.5	63.3	63.3	63.0	61.7	59.9
Avg. Dist. to Rail [m]	6.4	0.6	0.5	0.8	0.5	3.2	4.1
Avg. Stride Freq. [Hz]	2.4	2.4	2.3	2.3	2.3	2.3	2.3
Avg. Stride Length [m]	6.7	7.7	7.5	7.6	7.4	7.3	7.3



- [] Ranking at each section and finish
- :-:- No data available at this section
- NA No data available

Horse/Jockey Name	Lady Shotgun/Girish Goomany
Finish Rank	6
Fastest Section Time (Section)	0:11.27 (1200-1000)
Top Speed [km/h] (Section)	65.9 (600-400)
Race State	Finished



Aquis Park Gold Coast QLD

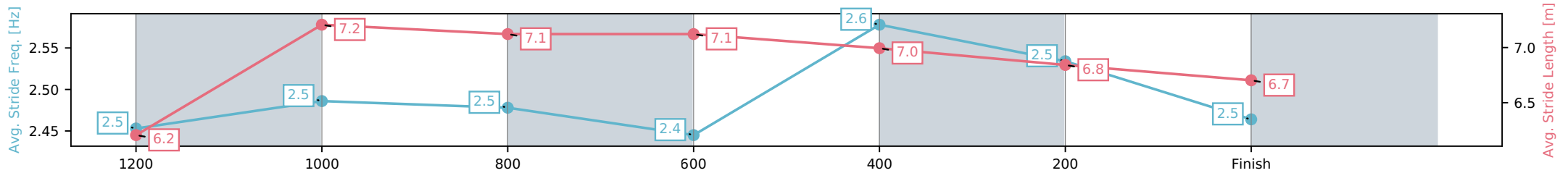
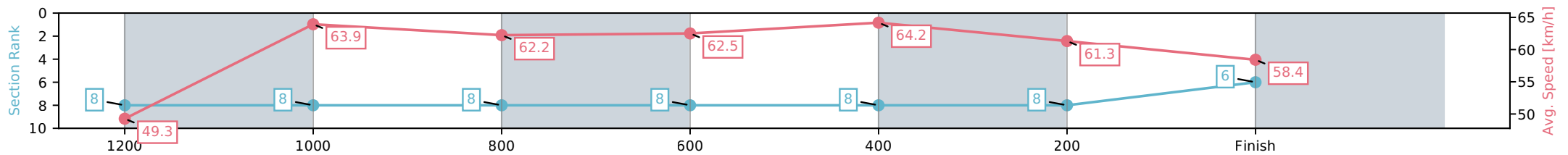
Race 8: CARBINE CLUB QLD Class 5 Handicap - 1400m

10 April 2026 - 9:00PM

Track Rating: Good 4, Weather: Fine, Rail Position: +7m 900m-W/Post, +4m Remainder



Section	L1400	L1200	L1000	L800	L600	L400	L200
Section Times	1:24.67 (0:14.90)	1:09.76 [8] (0:11.27)	0:58.49 [8] (0:11.68)	0:46.82 [8] (0:11.58)	0:35.23 [8] (0:11.28)	0:23.95 [8] (0:11.81)	0:12.14 [6] (0:12.14)
Average Speed [km/h]	49.3	63.9	62.2	62.5	64.2	61.3	58.4
Top Speed [km/h]	64.3	64.7	64.4	63.8	65.9	62.7	60.5
Avg. Dist. to Rail [m]	7.4	2.4	1.8	1.2	1.2	5.6	6.3
Avg. Stride Freq. [Hz]	2.5	2.5	2.5	2.4	2.6	2.5	2.5
Avg. Stride Length [m]	6.2	7.2	7.1	7.1	7.0	6.8	6.7



- [] Ranking at each section and finish
- :-:- No data available at this section
- NA No data available

Horse/Jockey Name	Clubhouse/Damien Thornton
Finish Rank	7
Fastest Section Time (Section)	0:10.98 (1200-1000)
Top Speed [km/h] (Section)	66.6 (1200-1000)
Race State	Finished



Aquis Park Gold Coast QLD

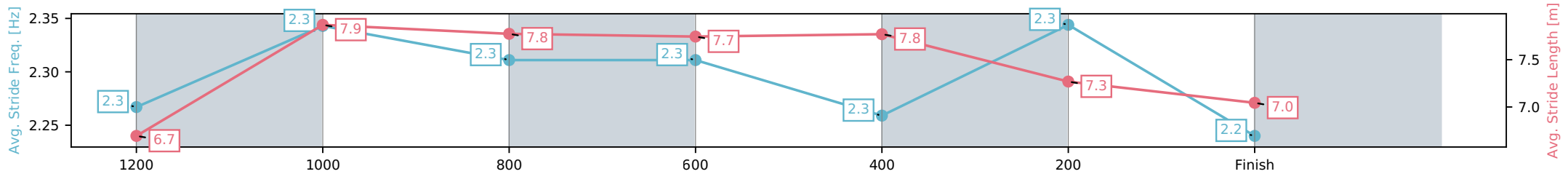
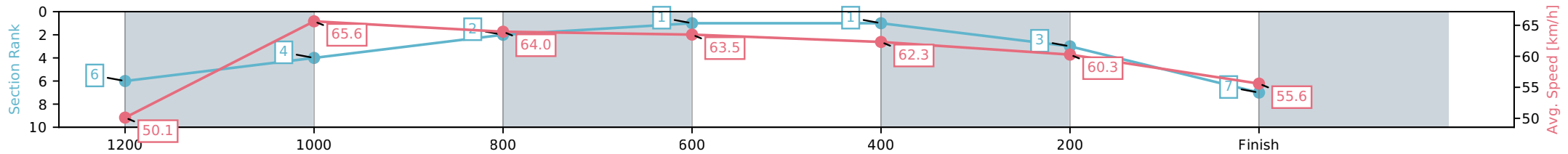
Race 8: CARBINE CLUB QLD Class 5 Handicap - 1400m

10 April 2026 - 9:00PM

Track Rating: Good 4, Weather: Fine, Rail Position: +7m 900m-W/Post, +4m Remainder



Section	L1400	L1200	L1000	L800	L600	L400	L200
Section Times	1:24.78 (0:14.64)	1:10.14 [4] (0:10.98)	0:59.16 [2] (0:11.40)	0:47.76 [1] (0:11.43)	0:36.33 [1] (0:11.55)	0:24.78 [3] (0:11.97)	0:12.81 [7] (0:12.81)
Average Speed [km/h]	50.1	65.6	64.0	63.5	62.3	60.3	55.6
Top Speed [km/h]	65.6	66.6	64.8	64.5	63.4	61.5	58.3
Avg. Dist. to Rail [m]	9.4	3.2	2.4	2.2	0.4	1.4	2.2
Avg. Stride Freq. [Hz]	2.3	2.3	2.3	2.3	2.3	2.3	2.2
Avg. Stride Length [m]	6.7	7.9	7.8	7.7	7.8	7.3	7.0



- [] Ranking at each section and finish
- :-:- No data available at this section
- NA No data available

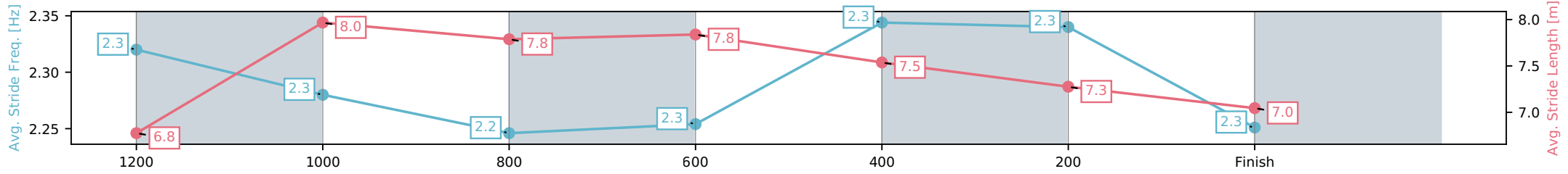
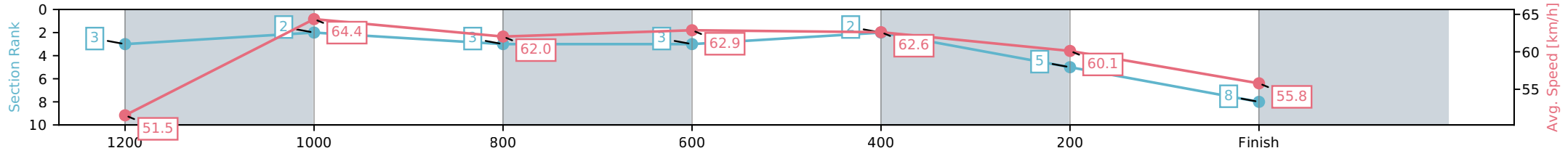
Horse/Jockey Name	Midnight Drifter/Bella Youngberry
Finish Rank	8
Fastest Section Time (Section)	0:11.19 (1200-1000)
Top Speed [km/h] (Section)	65.2 (1200-1000)
Race State	Finished



Aquis Park Gold Coast QLD
 Race 8: CARBINE CLUB QLD Class 5 Handicap - 1400m
 10 April 2026 - 9:00PM
 Track Rating: Good 4, Weather: Fine, Rail Position: +7m 900m-W/Post, +4m Remainder



Section	L1400	L1200	L1000	L800	L600	L400	L200
Section Times	1:24.91 (0:14.21)	1:10.70 [2] (0:11.19)	0:59.51 [3] (0:11.70)	0:47.81 [3] (0:11.46)	0:36.35 [2] (0:11.54)	0:24.81 [5] (0:12.01)	0:12.80 [8] (0:12.80)
Average Speed [km/h]	51.5	64.4	62.0	62.9	62.6	60.1	55.8
Top Speed [km/h]	64.8	65.2	63.1	63.4	63.8	62.0	58.2
Avg. Dist. to Rail [m]	5.1	2.1	1.4	0.7	0.8	3.6	4.3
Avg. Stride Freq. [Hz]	2.3	2.3	2.2	2.3	2.3	2.3	2.3
Avg. Stride Length [m]	6.8	8.0	7.8	7.8	7.5	7.3	7.0



[] Ranking at each section and finish
 -:-:- No data available at this section
 NA No data available