

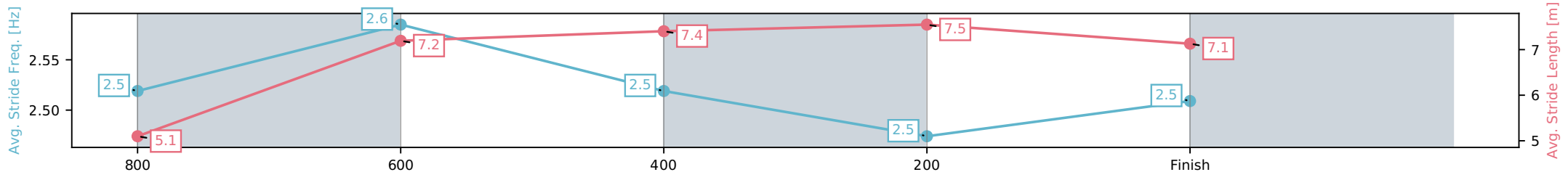
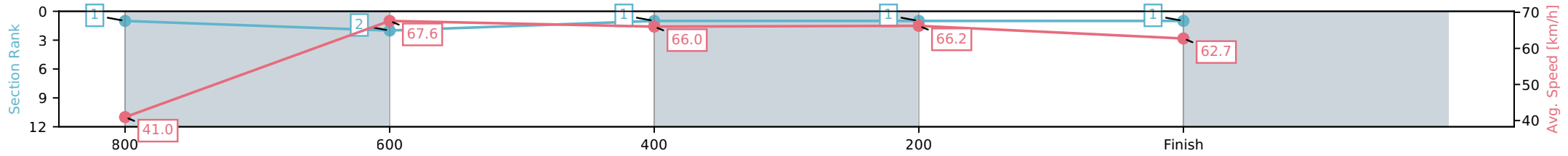
Horse/Jockey Name	Another Veuve/Adam Sewell
Finish Rank	1
Fastest Section Time (Section)	0:10.66 (800-600)
Top Speed [km/h] (Section)	68.9 (800-600)
Race State	Finished



Gatton QLD --Professional-2026-04-10
 Race 1: JACK TILLACK & CORAL SHIMMING Maiden Plate - 860m
 10 April 2026 - 11:52AM
 Track Rating: Soft 5, Weather: Fine, Rail Position: True Entire Circuit



Section	L860	L600	L400	L200	L0
Section Times	0:49.82 (0:05.91)	0:43.91 [2] (0:10.66)	0:33.25 [1] (0:10.90)	0:22.35 [1] (0:10.86)	0:11.49 [1] (0:11.49)
Average Speed [km/h]	41.0	67.6	66.0	66.2	62.7
Top Speed [km/h]	60.3	68.9	67.9	66.9	65.5
Avg. Dist. to Rail [m]	7.0	0.6	0.2	0.4	1.2
Avg. Stride Freq. [Hz]	2.5	2.6	2.5	2.5	2.5
Avg. Stride Length [m]	5.1	7.2	7.4	7.5	7.1



[] Ranking at each section and finish
 -:-:- No data available at this section
 NA No data available

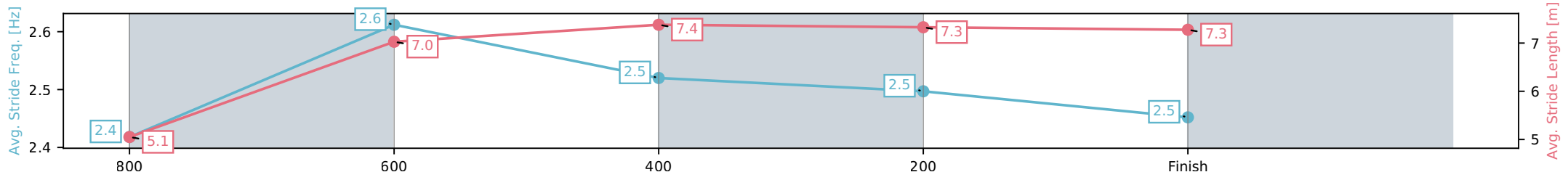
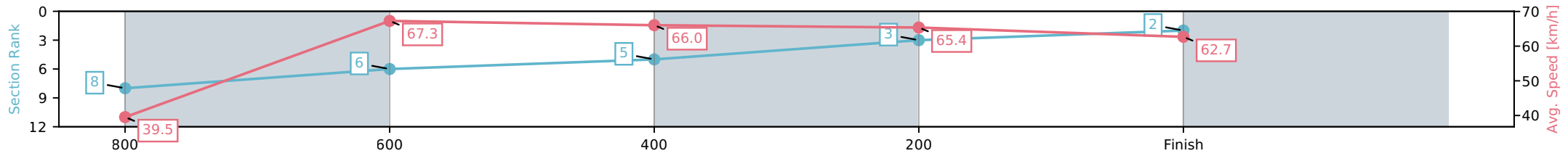
Horse/Jockey Name	Demes Girl/Minonette Kennedy
Finish Rank	2
Fastest Section Time (Section)	0:10.76 (800-600)
Top Speed [km/h] (Section)	69.7 (800-600)
Race State	Finished



Gatton QLD --Professional-2026-04-10
 Race 1: JACK TILLACK & CORAL SHIMMING Maiden Plate - 860m
 10 April 2026 - 11:52AM
 Track Rating: Soft 5, Weather: Fine, Rail Position: True Entire Circuit



Section	L860	L600	L400	L200	L0
Section Times	0:50.14 (0:06.11)	0:44.03 [6] (0:10.76)	0:33.27 [5] (0:10.92)	0:22.35 [3] (0:10.99)	0:11.36 [2] (0:11.36)
Average Speed [km/h]	39.5	67.3	66.0	65.4	62.7
Top Speed [km/h]	59.1	69.7	68.7	66.2	65.3
Avg. Dist. to Rail [m]	6.4	1.9	0.7	1.3	4.7
Avg. Stride Freq. [Hz]	2.4	2.6	2.5	2.5	2.5
Avg. Stride Length [m]	5.1	7.0	7.4	7.3	7.3



[] Ranking at each section and finish
 -:-:- No data available at this section
 NA No data available

Horse/Jockey Name	Pfeiffer's Kiss/Cody Collis
Finish Rank	3
Fastest Section Time (Section)	0:11.02 (800-600)
Top Speed [km/h] (Section)	67.7 (800-600)
Race State	Finished



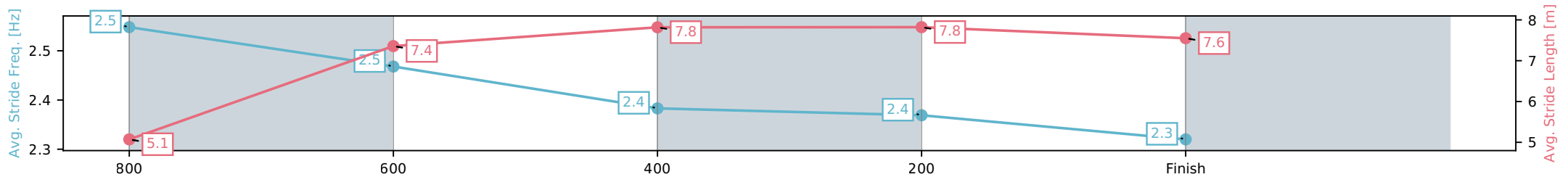
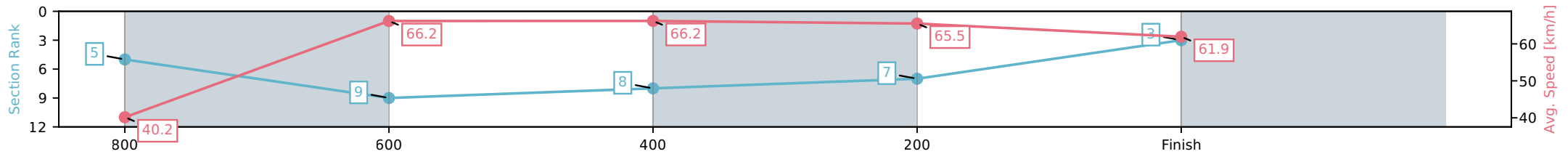
Gatton QLD --Professional-2026-04-10
 Race 1: JACK TILLACK & CORAL SHIMMING Maiden Plate - 860m

10 April 2026 - 11:52AM



Track Rating: Soft 5, Weather: Fine, Rail Position: True Entire Circuit

Section	L860	L600	L400	L200	L0
Section Times	0:50.68 (0:06.02)	0:44.66 [9] (0:11.02)	0:33.65 [8] (0:11.21)	0:22.44 [7] (0:11.07)	0:11.37 [3] (0:11.37)
Average Speed [km/h]	40.2	66.2	66.2	65.5	61.9
Top Speed [km/h]	58.2	67.7	67.6	66.9	64.1
Avg. Dist. to Rail [m]	11.4	5.5	4.9	4.6	9.1
Avg. Stride Freq. [Hz]	2.5	2.5	2.4	2.4	2.3
Avg. Stride Length [m]	5.1	7.4	7.8	7.8	7.6



- [] Ranking at each section and finish
- :-:- No data available at this section
- NA No data available

Horse/Jockey Name	He Da Boss/Damien Boche
Finish Rank	4
Fastest Section Time (Section)	0:10.84 (800-600)
Top Speed [km/h] (Section)	69.9 (800-600)
Race State	Finished



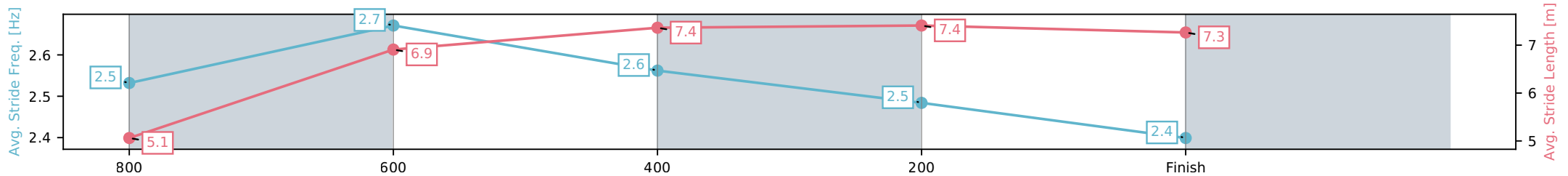
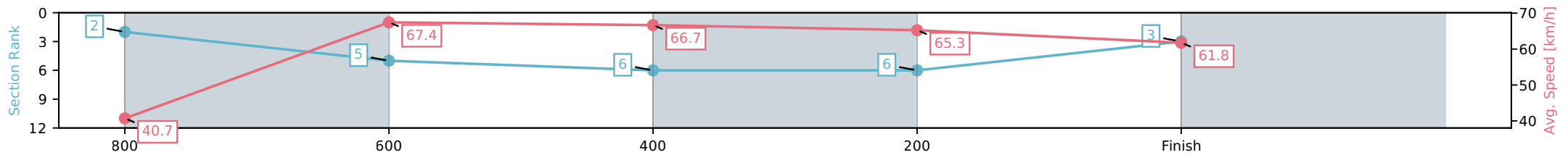
Gatton QLD --Professional-2026-04-10
 Race 1: JACK TILLACK & CORAL SHIMMING Maiden Plate - 860m

10 April 2026 - 11:52AM



Track Rating: Soft 5, Weather: Fine, Rail Position: True Entire Circuit

Section	L860	L600	L400	L200	L0
Section Times	0:50.68 (0:05.94)	0:44.74 [5] (0:10.84)	0:33.90 [6] (0:11.16)	0:22.74 [6] (0:11.13)	0:11.61 [3] (0:11.61)
Average Speed [km/h]	40.7	67.4	66.7	65.3	61.8
Top Speed [km/h]	59.3	69.9	68.3	66.4	63.4
Avg. Dist. to Rail [m]	12.9	5.8	5.3	5.3	6.1
Avg. Stride Freq. [Hz]	2.5	2.7	2.6	2.5	2.4
Avg. Stride Length [m]	5.1	6.9	7.4	7.4	7.3



- [] Ranking at each section and finish
- :-:- No data available at this section
- NA No data available

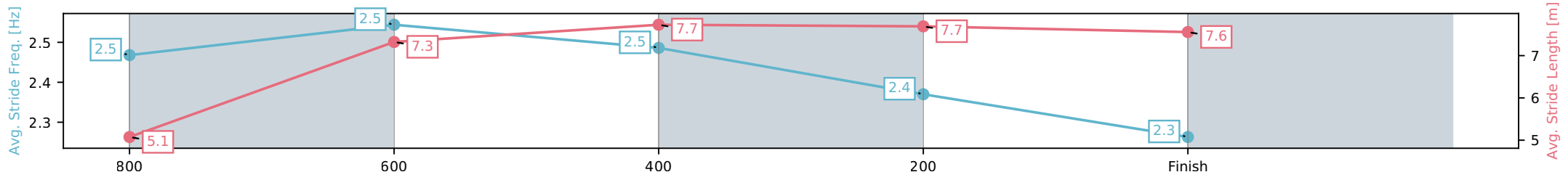
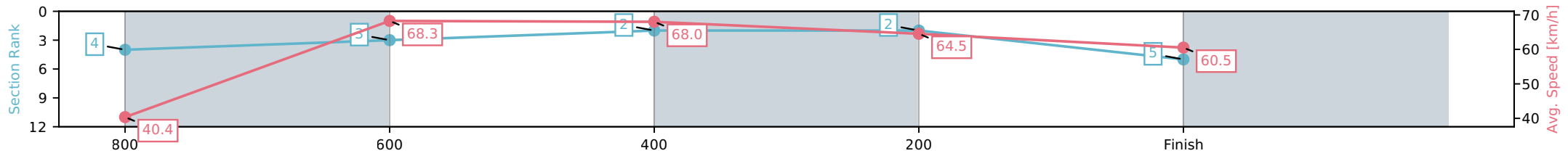
Horse/Jockey Name	Aliza/Kayla Barker
Finish Rank	5
Fastest Section Time (Section)	0:10.65 (800-600)
Top Speed [km/h] (Section)	70.3 (800-600)
Race State	Finished



Gatton QLD --Professional-2026-04-10
 Race 1: JACK TILLACK & CORAL SHIMMING Maiden Plate - 860m
 10 April 2026 - 11:52AM
 Track Rating: Soft 5, Weather: Fine, Rail Position: True Entire Circuit



Section	L860	L600	L400	L200	L0
Section Times	0:50.72 (0:05.99)	0:44.73 [3] (0:10.65)	0:34.08 [2] (0:10.83)	0:23.25 [2] (0:11.29)	0:11.96 [5] (0:11.96)
Average Speed [km/h]	40.4	68.3	68.0	64.5	60.5
Top Speed [km/h]	59.6	70.3	70.2	65.6	62.7
Avg. Dist. to Rail [m]	10.1	3.7	4.0	6.2	8.1
Avg. Stride Freq. [Hz]	2.5	2.5	2.5	2.4	2.3
Avg. Stride Length [m]	5.1	7.3	7.7	7.7	7.6



[] Ranking at each section and finish
 -.-.- No data available at this section
 NA No data available

Horse/Jockey Name	Betty Boom/Karl Zechner
Finish Rank	6
Fastest Section Time (Section)	0:10.94 (800-600)
Top Speed [km/h] (Section)	69.2 (600-400)
Race State	Finished



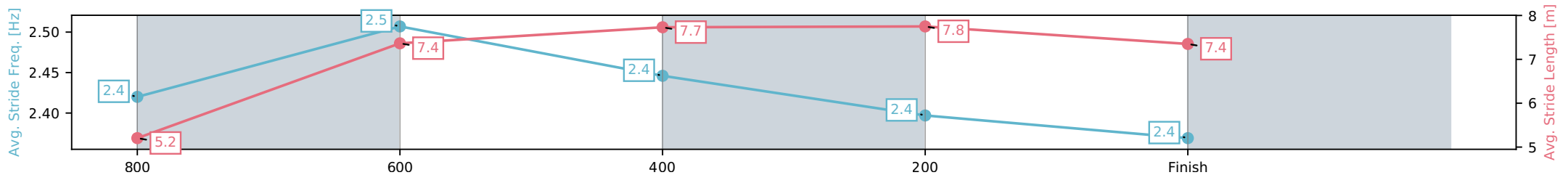
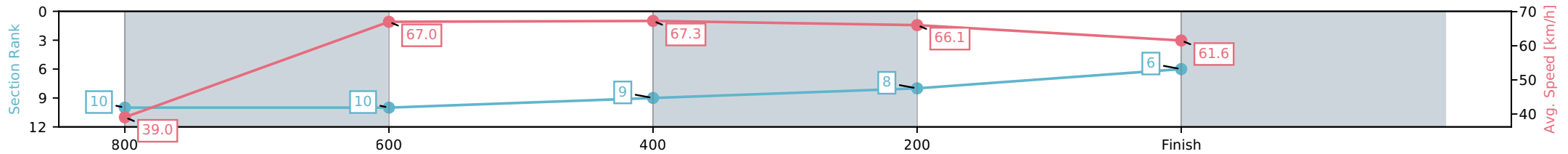
Gatton QLD --Professional-2026-04-10
 Race 1: JACK TILLACK & CORAL SHIMMING Maiden Plate - 860m

10 April 2026 - 11:52AM



Track Rating: Soft 5, Weather: Fine, Rail Position: True Entire Circuit

Section	L860	L600	L400	L200	L0
Section Times	0:51.10 (0:06.20)	0:44.90 [10] (0:10.94)	0:33.96 [9] (0:11.18)	0:22.78 [8] (0:11.08)	0:11.70 [6] (0:11.70)
Average Speed [km/h]	39.0	67.0	67.3	66.1	61.6
Top Speed [km/h]	58.7	69.2	69.2	67.0	64.0
Avg. Dist. to Rail [m]	12.9	7.2	7.2	9.7	13.8
Avg. Stride Freq. [Hz]	2.4	2.5	2.4	2.4	2.4
Avg. Stride Length [m]	5.2	7.4	7.7	7.8	7.4



- [] Ranking at each section and finish
- :-:- No data available at this section
- NA No data available

Horse/Jockey Name	I'lltellyouafter/Amelia Heinrich
Finish Rank	7
Fastest Section Time (Section)	0:10.62 (800-600)
Top Speed [km/h] (Section)	72.0 (800-600)
Race State	Finished



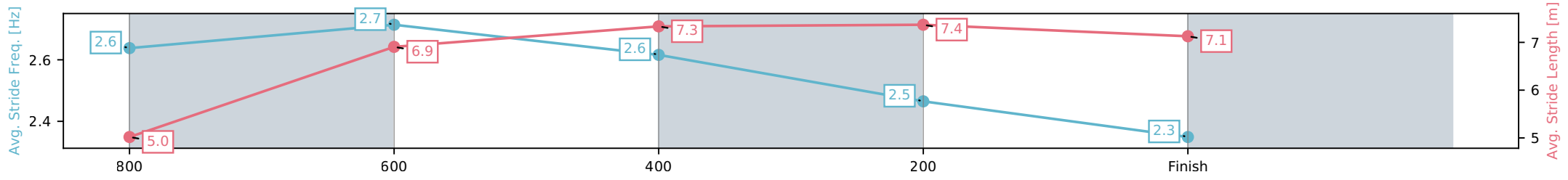
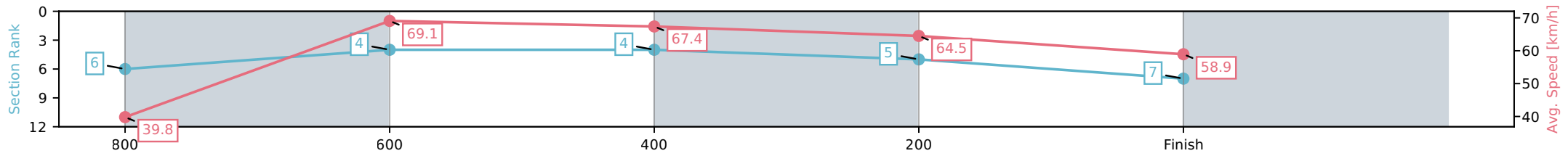
Gatton QLD --Professional-2026-04-10
 Race 1: JACK TILLACK & CORAL SHIMMING Maiden Plate - 860m



10 April 2026 - 11:52AM

Track Rating: Soft 5, Weather: Fine, Rail Position: True Entire Circuit

Section	L860	L600	L400	L200	L0
Section Times	0:51.12 (0:06.08)	0:45.04 [4] (0:10.62)	0:34.42 [4] (0:10.98)	0:23.44 [5] (0:11.23)	0:12.21 [7] (0:12.21)
Average Speed [km/h]	39.8	69.1	67.4	64.5	58.9
Top Speed [km/h]	59.3	72.0	70.8	66.3	62.4
Avg. Dist. to Rail [m]	14.7	6.9	4.3	4.3	5.4
Avg. Stride Freq. [Hz]	2.6	2.7	2.6	2.5	2.3
Avg. Stride Length [m]	5.0	6.9	7.3	7.4	7.1



[] Ranking at each section and finish
 -:-:- No data available at this section
 NA No data available

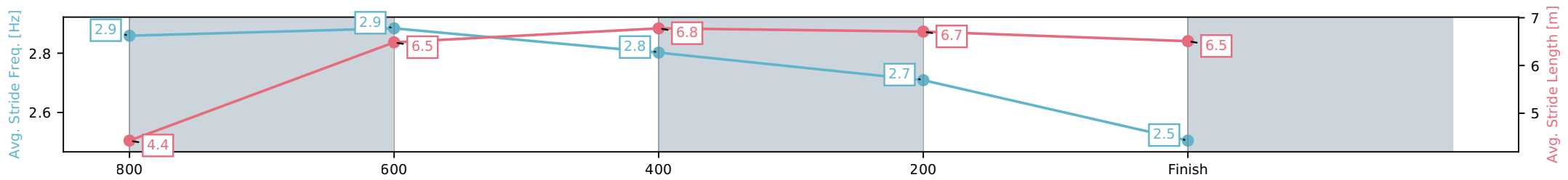
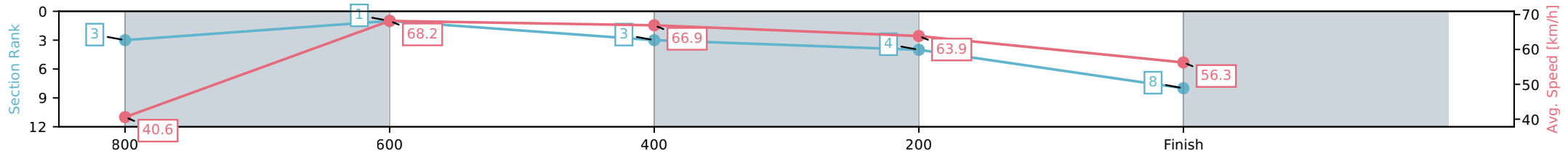
Horse/Jockey Name	Very Demure/Hannah Richardson
Finish Rank	8
Fastest Section Time (Section)	0:10.61 (800-600)
Top Speed [km/h] (Section)	70.0 (800-600)
Race State	Finished



Gatton QLD --Professional-2026-04-10
 Race 1: JACK TILLACK & CORAL SHIMMING Maiden Plate - 860m
 10 April 2026 - 11:52AM
 Track Rating: Soft 5, Weather: Fine, Rail Position: True Entire Circuit



Section	L860	L600	L400	L200	L0
Section Times	0:51.70 (0:05.94)	0:45.76 [1] (0:10.61)	0:35.15 [3] (0:10.93)	0:24.22 [4] (0:11.33)	0:12.89 [8] (0:12.89)
Average Speed [km/h]	40.6	68.2	66.9	63.9	56.3
Top Speed [km/h]	59.6	70.0	68.7	65.5	60.8
Avg. Dist. to Rail [m]	8.8	2.2	2.4	4.1	3.7
Avg. Stride Freq. [Hz]	2.9	2.9	2.8	2.7	2.5
Avg. Stride Length [m]	4.4	6.5	6.8	6.7	6.5



[] Ranking at each section and finish
 -.-.- No data available at this section
 NA No data available

Horse/Jockey Name	Mighty Russian/Micheal Hellyer
Finish Rank	9
Fastest Section Time (Section)	0:10.86 (800-600)
Top Speed [km/h] (Section)	69.3 (800-600)
Race State	Finished



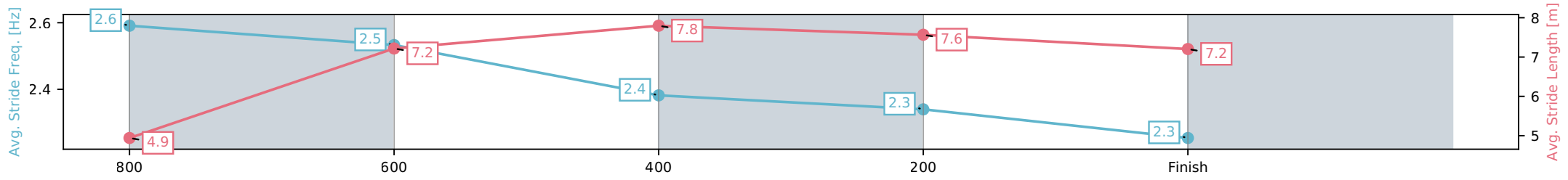
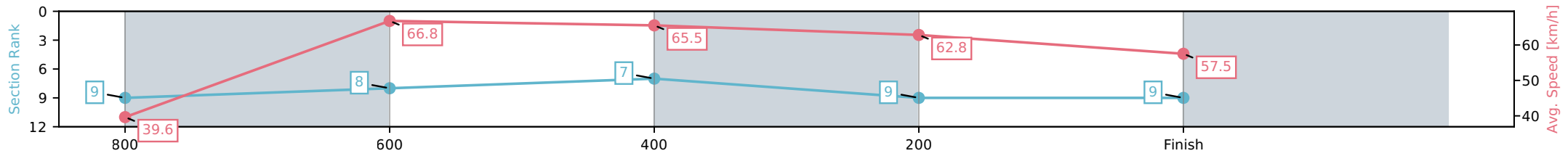
Gatton QLD --Professional-2026-04-10
 Race 1: JACK TILLACK & CORAL SHIMMING Maiden Plate - 860m



10 April 2026 - 11:52AM

Track Rating: Soft 5, Weather: Fine, Rail Position: True Entire Circuit

Section	L860	L600	L400	L200	L0
Section Times	0:51.99 (0:06.13)	0:45.86 [8] (0:10.86)	0:35.00 [7] (0:11.02)	0:23.98 [9] (0:11.45)	0:12.54 [9] (0:12.54)
Average Speed [km/h]	39.6	66.8	65.5	62.8	57.5
Top Speed [km/h]	59.2	69.3	68.9	64.8	60.3
Avg. Dist. to Rail [m]	8.0	2.6	0.6	0.9	2.0
Avg. Stride Freq. [Hz]	2.6	2.5	2.4	2.3	2.3
Avg. Stride Length [m]	4.9	7.2	7.8	7.6	7.2



[] Ranking at each section and finish
 -:-:- No data available at this section
 NA No data available

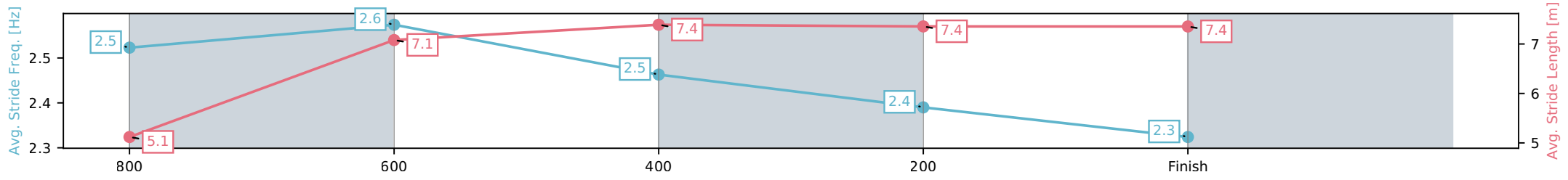
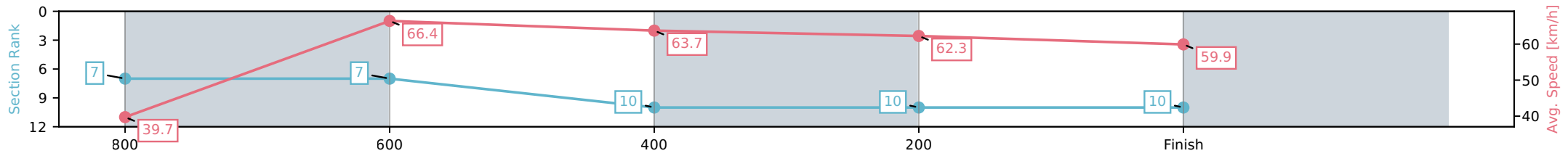
Horse/Jockey Name	Bel Fire/Wayne O'Connell
Finish Rank	10
Fastest Section Time (Section)	0:10.88 (800-600)
Top Speed [km/h] (Section)	68.1 (800-600)
Race State	Finished



Gatton QLD --Professional-2026-04-10
 Race 1: JACK TILLACK & CORAL SHIMMING Maiden Plate - 860m
 10 April 2026 - 11:52AM
 Track Rating: Soft 5, Weather: Fine, Rail Position: True Entire Circuit



Section	L860	L600	L400	L200	L0
Section Times	0:52.03 (0:06.09)	0:45.94 [7] (0:10.88)	0:35.06 [10] (0:11.39)	0:23.66 [10] (0:11.57)	0:12.09 [10] (0:12.09)
Average Speed [km/h]	39.7	66.4	63.7	62.3	59.9
Top Speed [km/h]	57.8	68.1	67.5	63.4	61.8
Avg. Dist. to Rail [m]	5.3	1.4	1.4	1.3	2.8
Avg. Stride Freq. [Hz]	2.5	2.6	2.5	2.4	2.3
Avg. Stride Length [m]	5.1	7.1	7.4	7.4	7.4



[] Ranking at each section and finish
 -:-:- No data available at this section
 NA No data available



Gatton QLD

Race 2: WALLY CROSS & JACK BRENNAN Maiden Handicap - 1100m

10 April 2026 - 12:25PM

Track Rating: Soft 5, Weather: Fine, Rail Position: True Entire Circuit



LOCKYER VALLEY
- TURF CLUB -

Field Times
(Race Tempo)

1:04.69	0:56.76	0:46.21	0:35.15	0:23.56	0:12.14
(0:07.93)	(0:10.55)	(0:11.06)	(0:11.59)	(0:11.42)	(0:12.14)

Rank	TAB#	Horse	Overall Time	First 400m	Top Speed km/h (Section)	L1100	L1000	L800	L600	L400	L200		
	(BAR#)	Jockey	Margin (DT-W)	Last 600m	Fastest Section (Time)	Start - 1000	1000 - 800	800 - 600	600 - 400	400 - 200	200 - Finish		
1	4	Kirksville	1:04.69	0:23.94	70.9 (1000-800)	1:04.69	0:56.76 [1]	0:46.21 [1]	0:35.15 [1]	0:23.56 [1]	0:12.14 [1]		
	(9)	Chloe Lowe		0:35.15	1000-800 (0:10.55)	(0:07.93)	(0:10.55)	(0:11.06)	(0:11.59)	(0:11.42)	(0:12.14)		
2	5	Sikka	1:04.89	0:24.45	68.5 (1000-800)	1:04.89	0:56.83 [3]	0:46.00 [3]	0:34.89 [4]	0:23.36 [3]	0:11.83 [3]		
	(3)	Emily Lang	1.2L (+4)	0:34.88	1000-800 (0:10.83)	(0:08.06)	(0:10.83)	(0:11.12)	(0:11.53)	(0:11.52)	(0:11.83)		
3	7	Too Darn Smart	1:05.12	0:24.99	66.3 (800-600)	1:05.12	0:56.80 [5]	0:45.63 [6]	0:34.52 [6]	0:23.19 [5]	0:11.72 [4]		
	(1)	Ashley Butler	2.6L (+0)	0:34.52	800-600 (0:11.12)	(0:08.32)	(0:11.16)	(0:11.12)	(0:11.33)	(0:11.47)	(0:11.72)		
4	9	Sweet Armani	1:05.19	0:24.23	69.4 (1000-800)	1:05.19	0:57.09 [4]	0:46.41 [2]	0:35.31 [2]	0:23.78 [2]	0:12.25 [2]		
	(2)	Kyle Wilson-Taylor	2.9L (+1)	0:35.31	1000-800 (0:10.68)	(0:08.10)	(0:10.68)	(0:11.10)	(0:11.53)	(0:11.53)	(0:12.25)		
5	8	Before This World	1:05.81	0:25.27	67.9 (800-600)	1:05.81	0:56.95 [9]	0:45.90 [9]	0:35.03 [8]	0:23.71 [6]	0:12.24 [6]		
	(5)	Hannah Richardson	6.6L (+1)	0:35.03	800-600 (0:10.87)	(0:08.86)	(0:11.05)	(0:10.87)	(0:11.33)	(0:11.46)	(0:12.24)		
6	11	Desert Dawn	1:06.10	0:24.38	68.3 (800-600)	1:06.10	0:58.06 [2]	0:47.10 [4]	0:36.16 [3]	0:24.50 [4]	0:12.63 [5]		
	(4)	Georgina Cartwright	8.3L (+2)	0:36.17	800-600 (0:10.93)	(0:08.04)	(0:10.96)	(0:10.93)	(0:11.67)	(0:11.87)	(0:12.63)		
7	1	Red Cape	1:06.22	0:25.18	67.6 (800-600)	1:06.22	0:57.71 [7]	0:46.45 [7]	0:35.47 [7]	0:23.81 [8]	0:12.19 [7]		
	(6)	Olivia Kendal	9.0L (+0)	0:35.47	800-600 (0:10.98)	(0:08.51)	(0:11.26)	(0:10.98)	(0:11.66)	(0:11.62)	(0:12.19)		
8	13	Powerful Dolphins	1:07.02	0:25.29	68.1 (800-600)	1:07.02	0:58.38 [8]	0:47.14 [8]	0:36.14 [9]	0:24.28 [9]	0:12.35 [9]		
	(7)	Jason Taylor	13.7L (+5)	0:36.14	800-600 (0:11.00)	(0:08.64)	(0:11.24)	(0:11.00)	(0:11.86)	(0:11.93)	(0:12.35)		
9	6	Only Crunchie	1:07.48	0:24.82	67.6 (1000-800)	1:07.48	0:59.08 [6]	0:48.11 [5]	0:37.04 [5]	0:25.21 [7]	0:13.07 [8]		
	(8)	Danny Peisley	16.4L (+0)	0:37.04	1000-800 (0:10.97)	(0:08.40)	(0:10.97)	(0:11.08)	(0:11.83)	(0:12.14)	(0:13.07)		

Scratched: Spirit Of All (#2), Aerial Artist (#3), Tuesday (#10), Yonaka (#12)

Report Created: Fri 10 April 2026

(Note: Races are conducted over an approximate distance as close as possible to the advertised distance, and recorded data may vary accordingly. Official times refer to race times only and do not include handicap times.)

[] Position in running at each section and finish TAB# Saddle cloth number

-:--:-- No data available at this section

NA No data available

DNT Did not track

BAR# Barrier/Gate Position

DNF Did not finish

DT-W Distance travelled compared to winner in metres

Fastest split

Fastest section

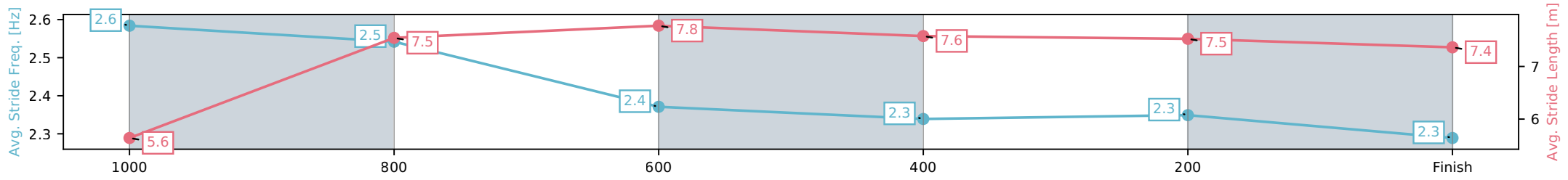
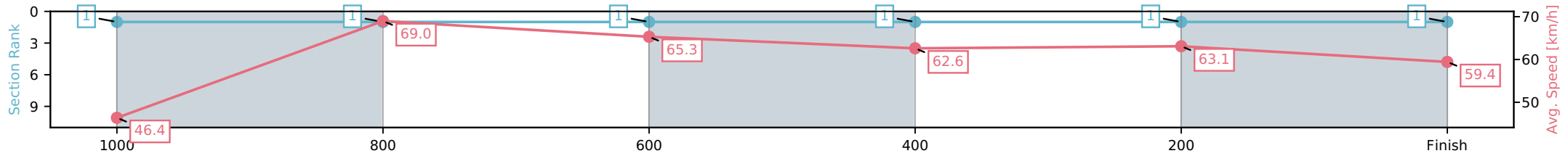
Horse/Jockey Name	Kirkville/Chloe Lowe
Finish Rank	1
Fastest Section Time (Section)	0:10.55 (1000-800)
Top Speed [km/h] (Section)	70.9 (1000-800)
Race State	Finished



Gatton QLD --Professional-2026-04-10
 Race 2: WALLY CROSS & JACK BRENNAN Maiden Handicap - 1100m
 10 April 2026 - 12:25PM
 Track Rating: Soft 5, Weather: Fine, Rail Position: True Entire Circuit



Section	L1100	L1000	L800	L600	L400	L200
Section Times	1:04.69 (0:07.93)	0:56.76 [1] (0:10.55)	0:46.21 [1] (0:11.06)	0:35.15 [1] (0:11.59)	0:23.56 [1] (0:11.42)	0:12.14 [1] (0:12.14)
Average Speed [km/h]	46.4	69.0	65.3	62.6	63.1	59.4
Top Speed [km/h]	64.2	70.9	67.1	64.8	63.8	61.6
Avg. Dist. to Rail [m]	9.2	3.1	1.4	1.2	1.2	2.0
Avg. Stride Freq. [Hz]	2.6	2.5	2.4	2.3	2.3	2.3
Avg. Stride Length [m]	5.6	7.5	7.8	7.6	7.5	7.4



[] Ranking at each section and finish
 -:-:- No data available at this section
 NA No data available

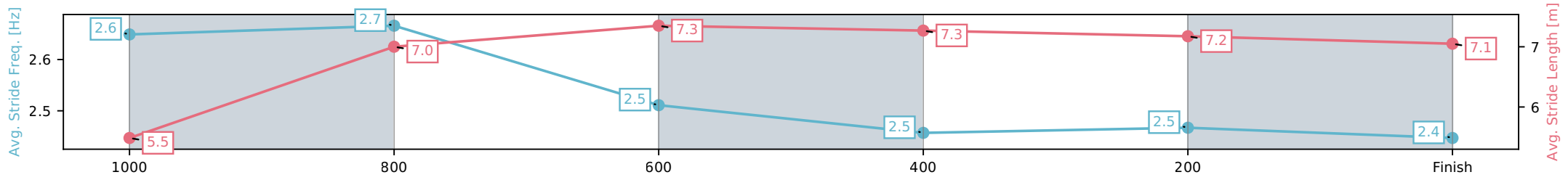
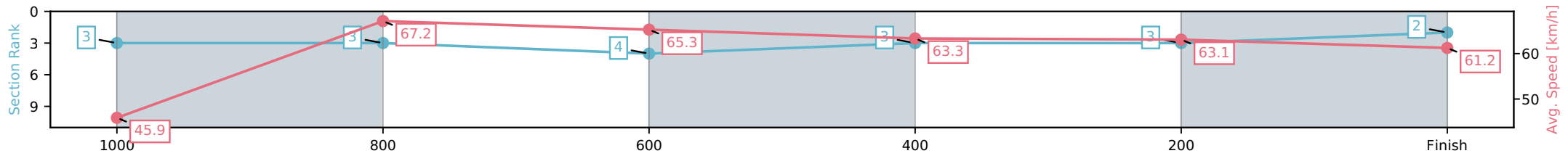
Horse/Jockey Name	Sikka/Emily Lang
Finish Rank	2
Fastest Section Time (Section)	0:10.83 (1000-800)
Top Speed [km/h] (Section)	68.5 (1000-800)
Race State	Finished



Gatton QLD --Professional-2026-04-10
 Race 2: WALLY CROSS & JACK BRENNAN Maiden Handicap - 1100m
 10 April 2026 - 12:25PM
 Track Rating: Soft 5, Weather: Fine, Rail Position: True Entire Circuit



Section	L1100	L1000	L800	L600	L400	L200
Section Times	1:04.89 (0:08.06)	0:56.83 [3] (0:10.83)	0:46.00 [4] (0:11.12)	0:34.89 [3] (0:11.53)	0:23.36 [3] (0:11.52)	0:11.83 [2] (0:11.83)
Average Speed [km/h]	45.9	67.2	65.3	63.3	63.1	61.2
Top Speed [km/h]	63.3	68.5	66.3	66.3	63.7	62.3
Avg. Dist. to Rail [m]	5.3	2.9	3.0	2.4	4.6	8.7
Avg. Stride Freq. [Hz]	2.6	2.7	2.5	2.5	2.5	2.4
Avg. Stride Length [m]	5.5	7.0	7.3	7.3	7.2	7.1



[] Ranking at each section and finish
 -.-.- No data available at this section
 NA No data available

Horse/Jockey Name	Too Darn Smart/Ashley Butler
Finish Rank	3
Fastest Section Time (Section)	0:11.12 (800-600)
Top Speed [km/h] (Section)	66.3 (800-600)
Race State	Finished



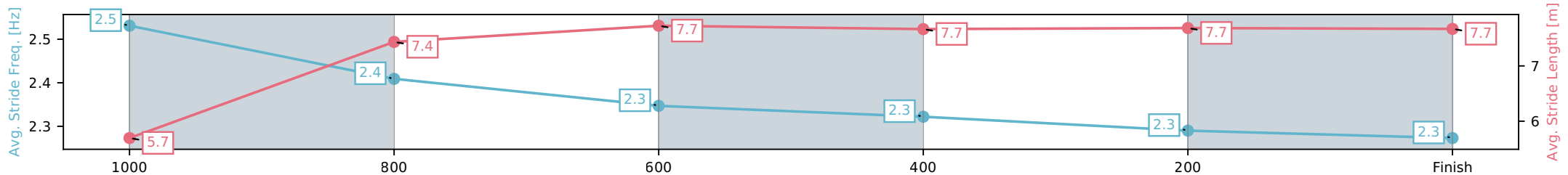
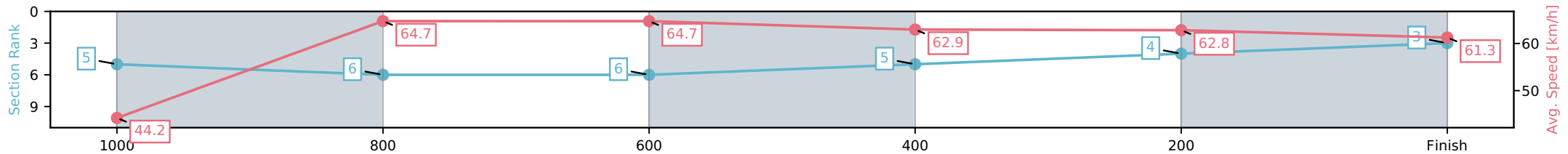
Gatton QLD --Professional-2026-04-10
 Race 2: WALLY CROSS & JACK BRENNAN Maiden Handicap
 - 1100m



10 April 2026 - 12:25PM

Track Rating: Soft 5, Weather: Fine, Rail Position: True Entire Circuit

Section	L1100	L1000	L800	L600	L400	L200
Section Times	1:05.12 (0:08.32)	0:56.80 [6] (0:11.16)	0:45.63 [6] (0:11.12)	0:34.52 [5] (0:11.33)	0:23.19 [4] (0:11.47)	0:11.72 [3] (0:11.72)
Average Speed [km/h]	44.2	64.7	64.7	62.9	62.8	61.3
Top Speed [km/h]	59.8	66.1	66.3	65.2	63.6	62.5
Avg. Dist. to Rail [m]	2.9	1.2	0.7	1.4	1.1	1.4
Avg. Stride Freq. [Hz]	2.5	2.4	2.3	2.3	2.3	2.3
Avg. Stride Length [m]	5.7	7.4	7.7	7.7	7.7	7.7



- [] Ranking at each section and finish
- :-:- No data available at this section
- NA No data available

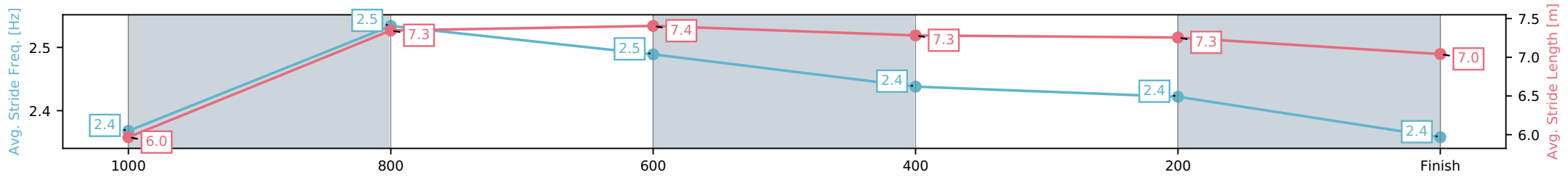
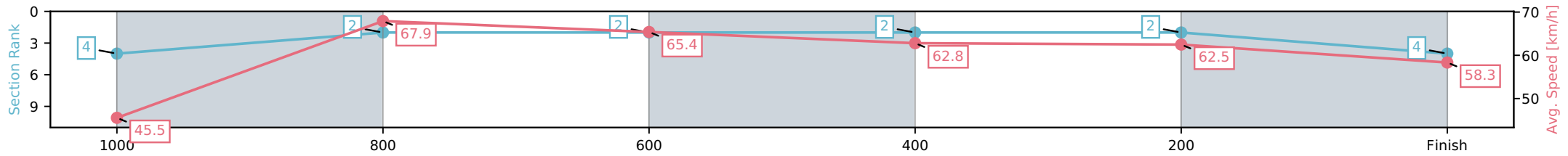
Horse/Jockey Name	Sweet Armani/Kyle Wilson-Taylor
Finish Rank	4
Fastest Section Time (Section)	0:10.68 (1000-800)
Top Speed [km/h] (Section)	69.4 (1000-800)
Race State	Finished



Gatton QLD --Professional-2026-04-10
 Race 2: WALLY CROSS & JACK BRENNAN Maiden Handicap - 1100m
 10 April 2026 - 12:25PM
 Track Rating: Soft 5, Weather: Fine, Rail Position: True Entire Circuit



Section	L1100	L1000	L800	L600	L400	L200
Section Times	1:05.19 (0:08.10)	0:57.09 [2] (0:10.68)	0:46.41 [2] (0:11.10)	0:35.31 [2] (0:11.53)	0:23.78 [2] (0:11.53)	0:12.25 [4] (0:12.25)
Average Speed [km/h]	45.5	67.9	65.4	62.8	62.5	58.3
Top Speed [km/h]	63.1	69.4	68.1	64.1	64.0	60.8
Avg. Dist. to Rail [m]	4.0	2.2	2.9	1.3	1.1	5.4
Avg. Stride Freq. [Hz]	2.4	2.5	2.5	2.4	2.4	2.4
Avg. Stride Length [m]	6.0	7.3	7.4	7.3	7.3	7.0



[] Ranking at each section and finish
 -:-:- No data available at this section
 NA No data available

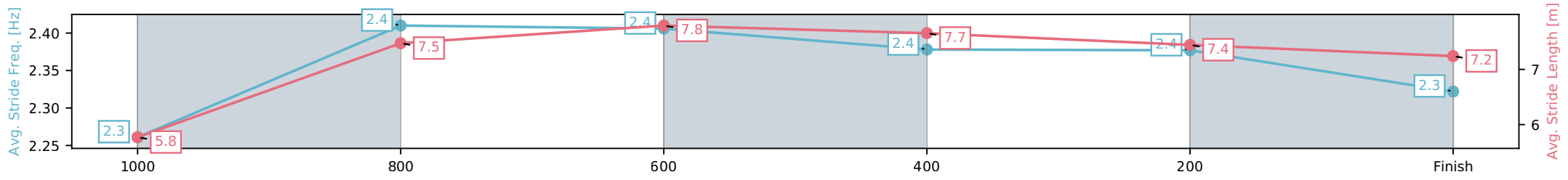
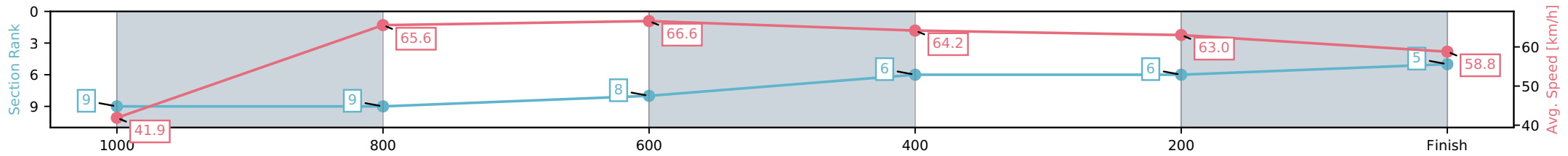
Horse/Jockey Name	Before This World/Hannah Richardson
Finish Rank	5
Fastest Section Time (Section)	0:10.87 (800-600)
Top Speed [km/h] (Section)	67.9 (800-600)
Race State	Finished



Gatton QLD --Professional-2026-04-10
 Race 2: WALLY CROSS & JACK BRENNAN Maiden Handicap
 - 1100m
 10 April 2026 - 12:25PM
 Track Rating: Soft 5, Weather: Fine, Rail Position: True Entire Circuit



Section	L1100	L1000	L800	L600	L400	L200
Section Times	1:05.81 (0:08.86)	0:56.95 [9] (0:11.05)	0:45.90 [8] (0:10.87)	0:35.03 [6] (0:11.33)	0:23.71 [6] (0:11.46)	0:12.24 [5] (0:12.24)
Average Speed [km/h]	41.9	65.6	66.6	64.2	63.0	58.8
Top Speed [km/h]	60.3	67.5	67.9	64.9	64.3	61.3
Avg. Dist. to Rail [m]	6.5	1.9	2.0	1.6	1.9	2.0
Avg. Stride Freq. [Hz]	2.3	2.4	2.4	2.4	2.4	2.3
Avg. Stride Length [m]	5.8	7.5	7.8	7.7	7.4	7.2



[] Ranking at each section and finish
 -:-:- No data available at this section
 NA No data available

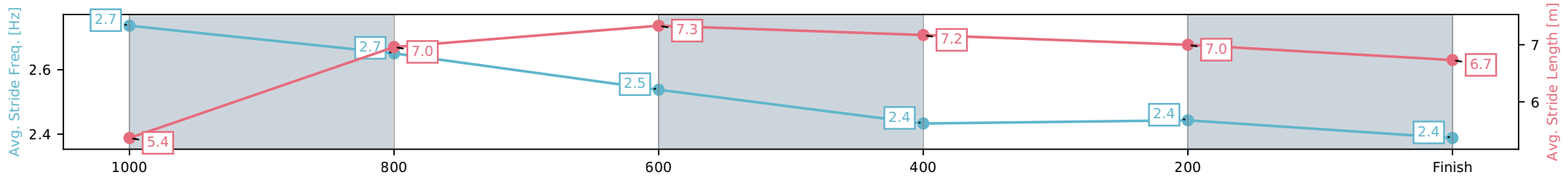
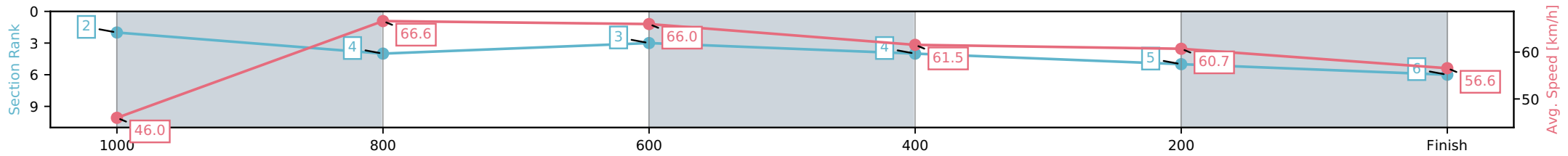
Horse/Jockey Name	Desert Dawn/Georgina Cartwright
Finish Rank	6
Fastest Section Time (Section)	0:10.93 (800-600)
Top Speed [km/h] (Section)	68.3 (800-600)
Race State	Finished



Gatton QLD --Professional-2026-04-10
 Race 2: WALLY CROSS & JACK BRENNAN Maiden Handicap - 1100m
 10 April 2026 - 12:25PM
 Track Rating: Soft 5, Weather: Fine, Rail Position: True Entire Circuit



Section	L1100	L1000	L800	L600	L400	L200
Section Times	1:06.10 (0:08.04)	0:58.06 [4] (0:10.96)	0:47.10 [3] (0:10.93)	0:36.16 [4] (0:11.67)	0:24.50 [5] (0:11.87)	0:12.63 [6] (0:12.63)
Average Speed [km/h]	46.0	66.6	66.0	61.5	60.7	56.6
Top Speed [km/h]	63.4	67.9	68.3	64.1	62.7	58.4
Avg. Dist. to Rail [m]	6.6	3.5	1.1	0.5	1.2	4.9
Avg. Stride Freq. [Hz]	2.7	2.7	2.5	2.4	2.4	2.4
Avg. Stride Length [m]	5.4	7.0	7.3	7.2	7.0	6.7



[] Ranking at each section and finish
 -.-.- No data available at this section
 NA No data available

Horse/Jockey Name	Red Cape/Olivia Kendal
Finish Rank	7
Fastest Section Time (Section)	0:10.98 (800-600)
Top Speed [km/h] (Section)	67.6 (800-600)
Race State	Finished



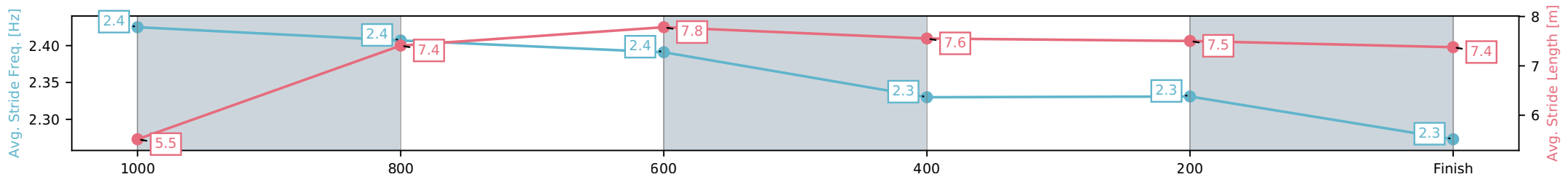
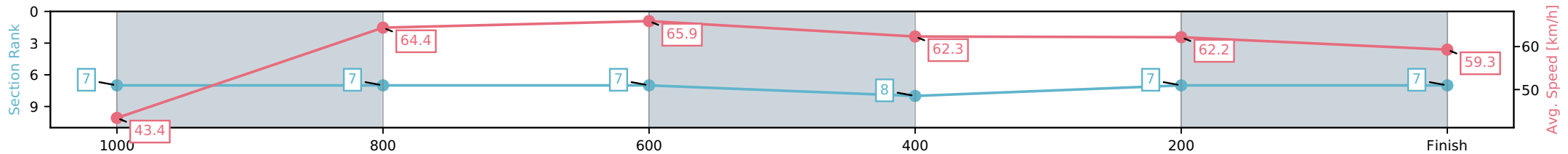
Gatton QLD --Professional-2026-04-10
 Race 2: WALLY CROSS & JACK BRENNAN Maiden Handicap
 - 1100m



10 April 2026 - 12:25PM

Track Rating: Soft 5, Weather: Fine, Rail Position: True Entire Circuit

Section	L1100	L1000	L800	L600	L400	L200
Section Times	1:06.22 (0:08.51)	0:57.71 [7] (0:11.26)	0:46.45 [7] (0:10.98)	0:35.47 [8] (0:11.66)	0:23.81 [7] (0:11.62)	0:12.19 [7] (0:12.19)
Average Speed [km/h]	43.4	64.4	65.9	62.3	62.2	59.3
Top Speed [km/h]	59.6	66.1	67.6	64.3	62.9	60.8
Avg. Dist. to Rail [m]	7.3	2.3	2.0	1.7	2.6	4.4
Avg. Stride Freq. [Hz]	2.4	2.4	2.4	2.3	2.3	2.3
Avg. Stride Length [m]	5.5	7.4	7.8	7.6	7.5	7.4



- [] Ranking at each section and finish
- :-:- No data available at this section
- NA No data available

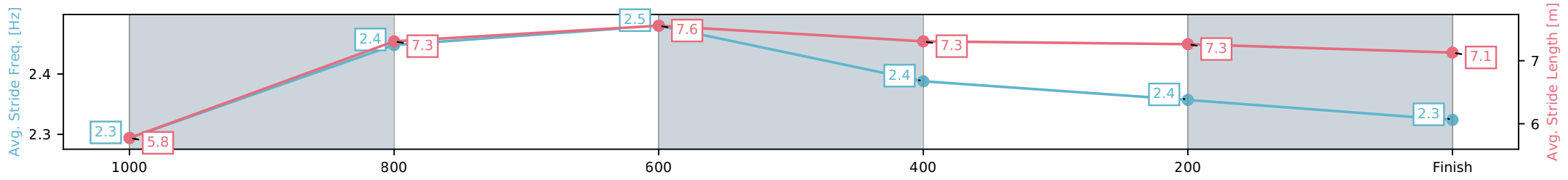
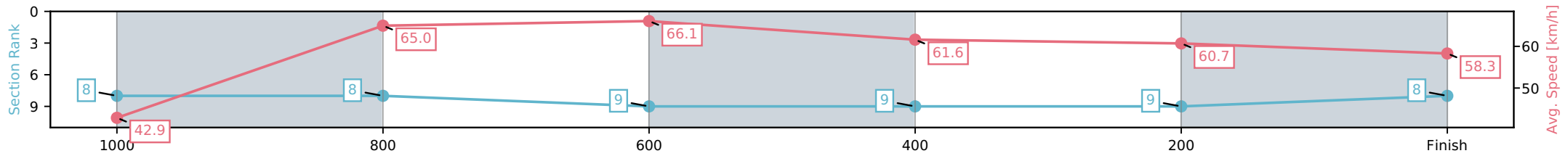
Horse/Jockey Name	Powerful Dolphins/Jason Taylor
Finish Rank	8
Fastest Section Time (Section)	0:11.00 (800-600)
Top Speed [km/h] (Section)	68.1 (800-600)
Race State	Finished



Gatton QLD --Professional-2026-04-10
 Race 2: WALLY CROSS & JACK BRENNAN Maiden Handicap - 1100m
 10 April 2026 - 12:25PM
 Track Rating: Soft 5, Weather: Fine, Rail Position: True Entire Circuit



Section	L1100	L1000	L800	L600	L400	L200
Section Times	1:07.02 (0:08.64)	0:58.38 [8] (0:11.24)	0:47.14 [9] (0:11.00)	0:36.14 [9] (0:11.86)	0:24.28 [9] (0:11.93)	0:12.35 [8] (0:12.35)
Average Speed [km/h]	42.9	65.0	66.1	61.6	60.7	58.3
Top Speed [km/h]	58.9	67.2	68.1	62.7	61.7	60.3
Avg. Dist. to Rail [m]	8.2	3.9	3.5	2.6	3.6	7.0
Avg. Stride Freq. [Hz]	2.3	2.4	2.5	2.4	2.4	2.3
Avg. Stride Length [m]	5.8	7.3	7.6	7.3	7.3	7.1



[] Ranking at each section and finish
 -.-.- No data available at this section
 NA No data available

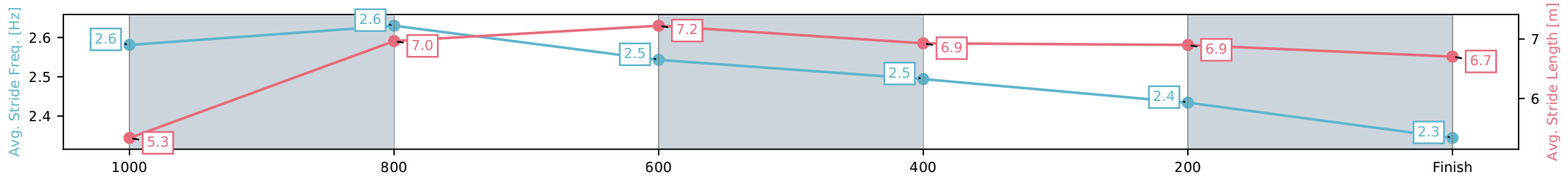
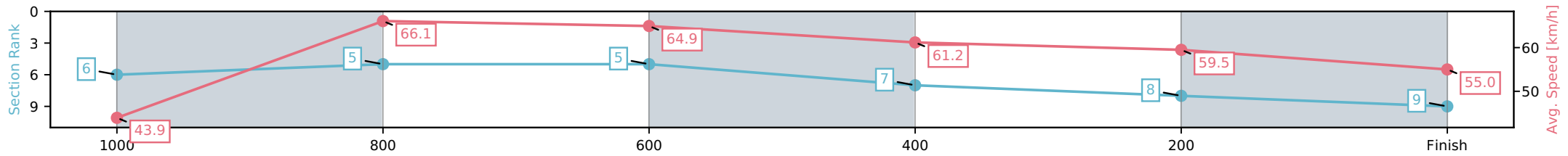
Horse/Jockey Name	Only Crunchie/Danny Peisley
Finish Rank	9
Fastest Section Time (Section)	0:10.97 (1000-800)
Top Speed [km/h] (Section)	67.6 (1000-800)
Race State	Finished



Gatton QLD --Professional-2026-04-10
 Race 2: WALLY CROSS & JACK BRENNAN Maiden Handicap
 - 1100m
 10 April 2026 - 12:25PM
 Track Rating: Soft 5, Weather: Fine, Rail Position: True Entire Circuit



Section	L1100	L1000	L800	L600	L400	L200
Section Times	1:07.48 (0:08.40)	0:59.08 [5] (0:10.97)	0:48.11 [5] (0:11.08)	0:37.04 [7] (0:11.83)	0:25.21 [8] (0:12.14)	0:13.07 [9] (0:13.07)
Average Speed [km/h]	43.9	66.1	64.9	61.2	59.5	55.0
Top Speed [km/h]	61.8	67.6	66.8	63.3	60.6	57.0
Avg. Dist. to Rail [m]	9.0	2.0	0.2	0.8	2.1	4.5
Avg. Stride Freq. [Hz]	2.6	2.6	2.5	2.5	2.4	2.3
Avg. Stride Length [m]	5.3	7.0	7.2	6.9	6.9	6.7



[] Ranking at each section and finish
 -.-.- No data available at this section
 NA No data available



Gatton QLD

Race 3: BILL MCGOVEN & MICK BUGLER Maiden Handicap - 1100m

10 April 2026 - 1:02PM

Track Rating: Good 4, Weather: Fine, Rail Position: True Entire Circuit



LOCKYER VALLEY
- TURF CLUB -

Field Times (Race Tempo) 1:04.84 (0:07.86) 0:56.98 (0:10.87) 0:46.11 (0:11.03) 0:35.08 (0:11.45) 0:23.63 (0:11.64) 0:11.99 (0:11.99)

Rank	TAB#	Horse	Overall Time	First 400m	Top Speed km/h (Section)	L1100	L1000	L800	L600	L400	L200		
	(BAR#)	Jockey	Margin (DT-W)	Last 600m	Fastest Section (Time)	Start - 1000	1000 - 800	800 - 600	600 - 400	400 - 200	200 - Finish		
1	9	Shamouti	1:04.84	0:25.01	67.6 (800-600)	1:04.84	0:56.42 [7]	0:45.20 [7]	0:34.20 [7]	0:22.71 [7]	0:11.57 [5]		
	(9)	Fred Larson		0:34.20	800-600 (0:11.00)	(0:08.42)	(0:11.22)	(0:11.00)	(0:11.49)	(0:11.14)	(0:11.57)		
2	4	Arcelia	1:04.87	0:24.78	67.1 (800-600)	1:04.87	0:56.56 [6]	0:45.53 [5]	0:34.47 [5]	0:22.98 [5]	0:11.58 [6]		
	(2)	Corey Sutherland	0.1L (-4)	0:34.47	1000-800 (0:11.03)	(0:08.31)	(0:11.03)	(0:11.06)	(0:11.49)	(0:11.40)	(0:11.58)		
3	10	Akku	1:04.87	0:24.43	68.1 (800-600)	1:04.87	0:56.85 [4]	0:45.86 [4]	0:34.80 [4]	0:23.21 [3]	0:11.88 [2]		
	(3)	Scott Sheargold	0.2L (+1)	0:34.79	1000-800 (0:10.99)	(0:08.02)	(0:10.99)	(0:11.06)	(0:11.59)	(0:11.32)	(0:11.88)		
4	12	Lope By Night	1:05.11	0:24.43	66.7 (800-600)	1:05.11	0:57.16 [3]	0:46.14 [3]	0:35.06 [2]	0:23.44 [4]	0:11.98 [3]		
	(1)	Olivia Kendal	1.6L (-3)	0:35.06	1000-800 (0:11.01)	(0:07.95)	(0:11.01)	(0:11.08)	(0:11.62)	(0:11.46)	(0:11.98)		
5	3	Bombus	1:05.56	0:24.40	67.2 (1000-800)	1:05.56	0:57.61 [2]	0:46.66 [2]	0:35.51 [3]	0:24.01 [2]	0:12.41 [4]		
	(7)	Damien Boche	4.2L (-4)	0:35.51	1000-800 (0:10.94)	(0:07.95)	(0:10.94)	(0:11.16)	(0:11.50)	(0:11.60)	(0:12.41)		
6	5	Usual Limits	1:05.59	0:24.13	67.8 (800-600)	1:05.59	0:57.73 [1]	0:46.86 [1]	0:35.83 [1]	0:24.38 [1]	0:12.74 [1]		
	(4)	Emily Lang	4.4L (-5)	0:35.83	1000-800 (0:10.87)	(0:07.86)	(0:10.87)	(0:11.02)	(0:11.45)	(0:11.64)	(0:12.74)		
7	13	Straz Danz	1:06.02	0:25.50	65.8 (800-600)	1:06.02	0:57.46 [8]	0:46.02 [9]	0:34.95 [10]	0:23.53 [8]	0:11.95 [8]		
	(5)	Shakira Bailey	6.9L (+1)	0:34.95	800-600 (0:11.07)	(0:08.56)	(0:11.44)	(0:11.07)	(0:11.42)	(0:11.58)	(0:11.95)		
8	6	Waiting For Graham	1:06.02	0:25.58	67.4 (1000-800)	1:06.02	0:57.10 [10]	0:45.98 [10]	0:34.99 [9]	0:23.36 [10]	0:11.80 [10]		
	(10)	Brooke Ainsworth	6.9L (+1)	0:35.00	800-600 (0:10.99)	(0:08.92)	(0:11.12)	(0:10.99)	(0:11.63)	(0:11.57)	(0:11.80)		
9	1	Siberian	1:06.63	0:25.34	66.8 (800-600)	1:06.63	0:58.02 [9]	0:46.77 [8]	0:35.73 [8]	0:24.03 [9]	0:12.41 [9]		
	(8)	Georgina Cartwright	10.5L (-1)	0:35.73	800-600 (0:11.04)	(0:08.61)	(0:11.25)	(0:11.04)	(0:11.70)	(0:11.62)	(0:12.41)		
10	7	That's A Beauty	1:07.13	0:24.86	67.5 (800-600)	1:07.13	0:58.88 [5]	0:47.69 [6]	0:36.72 [6]	0:25.06 [6]	0:13.07 [7]		
	(6)	Danny Peisley	13.5L (+0)	0:36.72	800-600 (0:10.97)	(0:08.25)	(0:11.19)	(0:10.97)	(0:11.66)	(0:11.99)	(0:13.07)		

Scratched: Funhouse (#2), Rumble Town (#8), I'lltellyouafter (#11), Southampton Nicco (#14)

Report Created: Fri 10 April 2026

(Note: Races are conducted over an approximate distance as close as possible to the advertised distance, and recorded data may vary accordingly. Official times refer to race times only and do not include handicap times.)

[] Position in running at each section and finish TAB# Saddle cloth number

-:--:-- No data available at this section

NA No data available

DNT Did not track

BAR# Barrier/Gate Position

DNF Did not finish

DT-W Distance travelled compared to winner in metres

Fastest split

Fastest section

Horse/Jockey Name	Shamouti/Fred Larson
Finish Rank	1
Fastest Section Time (Section)	0:11.00 (800-600)
Top Speed [km/h] (Section)	67.6 (800-600)
Race State	Finished



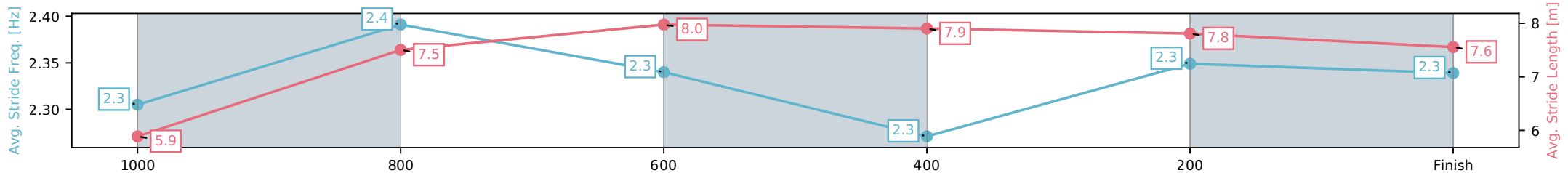
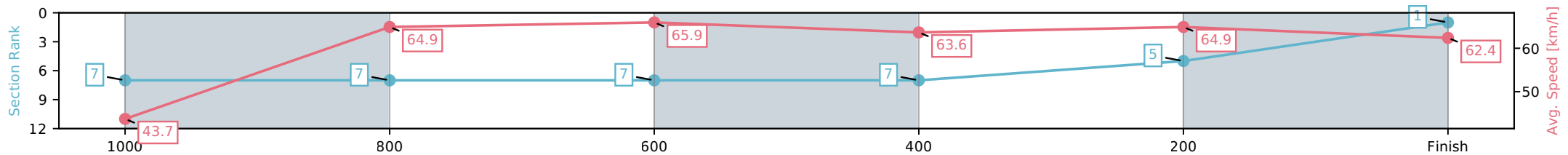
Gatton QLD --Professional-2026-04-10
 Race 3: BILL MCGOVEN & MICK BUGLER Maiden Handicap - 1100m

10 April 2026 - 1:02PM



Track Rating: Good 4, Weather: Fine, Rail Position: True Entire Circuit

Section	L1100	L1000	L800	L600	L400	L200
Section Times	1:04.84 (0:08.42)	0:56.42 [7] (0:11.22)	0:45.20 [7] (0:11.00)	0:34.20 [7] (0:11.49)	0:22.71 [5] (0:11.14)	0:11.57 [1] (0:11.57)
Average Speed [km/h]	43.7	64.9	65.9	63.6	64.9	62.4
Top Speed [km/h]	60.6	66.2	67.6	65.1	65.7	64.2
Avg. Dist. to Rail [m]	10.0	3.6	2.9	2.5	4.0	7.3
Avg. Stride Freq. [Hz]	2.3	2.4	2.3	2.3	2.3	2.3
Avg. Stride Length [m]	5.9	7.5	8.0	7.9	7.8	7.6



- [] Ranking at each section and finish
- :-:- No data available at this section
- NA No data available

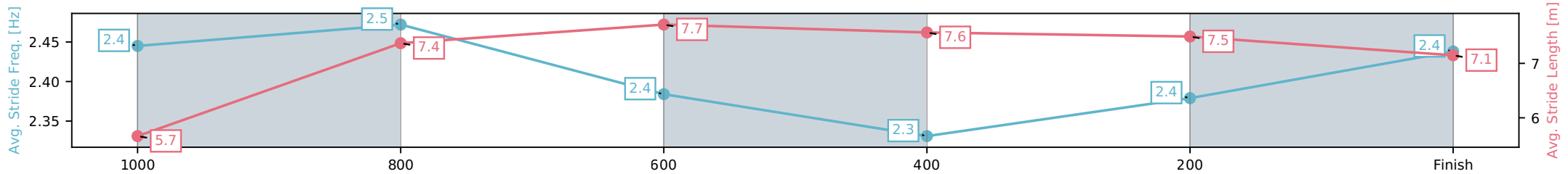
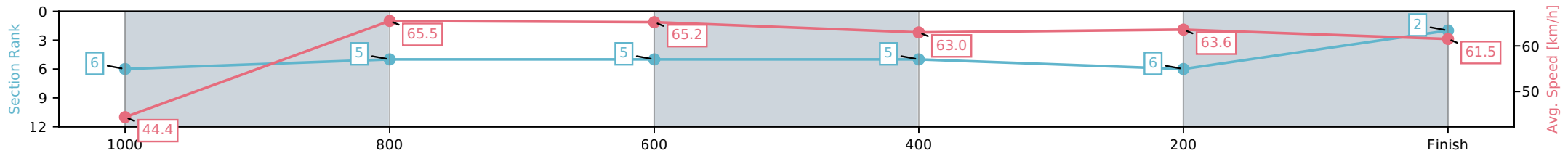
Horse/Jockey Name	Arcelia/Corey Sutherland
Finish Rank	2
Fastest Section Time (Section)	0:11.03 (1000-800)
Top Speed [km/h] (Section)	67.1 (800-600)
Race State	Finished



Gatton QLD --Professional-2026-04-10
 Race 3: BILL MCGOVEN & MICK BUGLER Maiden Handicap - 1100m
 10 April 2026 - 1:02PM
 Track Rating: Good 4, Weather: Fine, Rail Position: True Entire Circuit



Section	L1100	L1000	L800	L600	L400	L200
Section Times	1:04.87 (0:08.31)	0:56.56 [5] (0:11.03)	0:45.53 [5] (0:11.06)	0:34.47 [5] (0:11.49)	0:22.98 [6] (0:11.40)	0:11.58 [2] (0:11.58)
Average Speed [km/h]	44.4	65.5	65.2	63.0	63.6	61.5
Top Speed [km/h]	61.7	67.0	67.1	63.9	64.7	62.7
Avg. Dist. to Rail [m]	3.4	1.0	0.7	0.8	4.0	8.7
Avg. Stride Freq. [Hz]	2.4	2.5	2.4	2.3	2.4	2.4
Avg. Stride Length [m]	5.7	7.4	7.7	7.6	7.5	7.1



[] Ranking at each section and finish
 -.-.- No data available at this section
 NA No data available

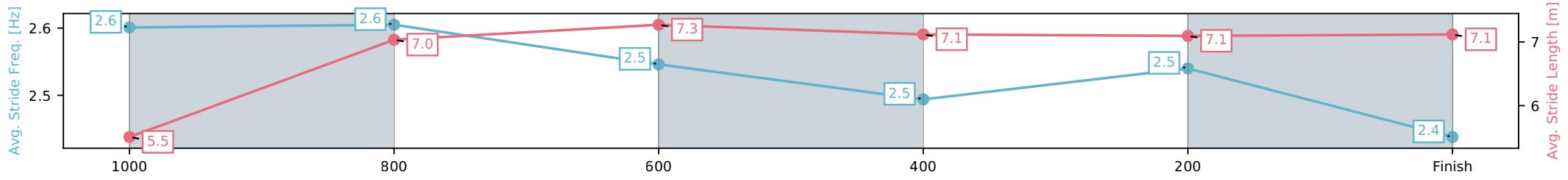
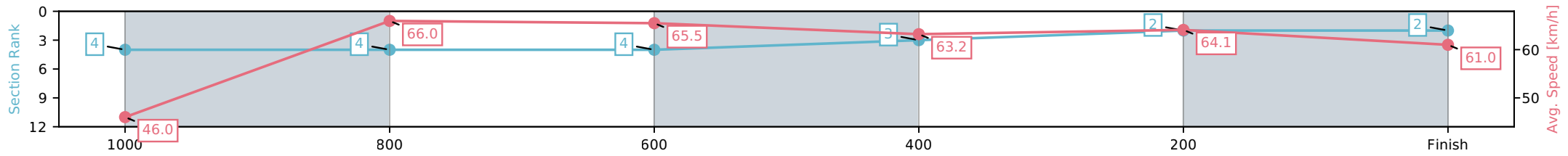
Horse/Jockey Name	Akku/Scott Sheargold
Finish Rank	3
Fastest Section Time (Section)	0:10.99 (1000-800)
Top Speed [km/h] (Section)	68.1 (800-600)
Race State	Finished



Gatton QLD --Professional-2026-04-10
 Race 3: BILL MCGOVEN & MICK BUGLER Maiden Handicap - 1100m
 10 April 2026 - 1:02PM
 Track Rating: Good 4, Weather: Fine, Rail Position: True Entire Circuit



Section	L1100	L1000	L800	L600	L400	L200
Section Times	1:04.87 (0:08.02)	0:56.85 [4] (0:10.99)	0:45.86 [4] (0:11.06)	0:34.80 [3] (0:11.59)	0:23.21 [2] (0:11.32)	0:11.88 [2] (0:11.88)
Average Speed [km/h]	46.0	66.0	65.5	63.2	64.1	61.0
Top Speed [km/h]	62.5	67.7	68.1	64.3	65.0	63.1
Avg. Dist. to Rail [m]	4.9	2.5	2.3	2.8	3.9	4.5
Avg. Stride Freq. [Hz]	2.6	2.6	2.5	2.5	2.5	2.4
Avg. Stride Length [m]	5.5	7.0	7.3	7.1	7.1	7.1



[] Ranking at each section and finish
 -.-.- No data available at this section
 NA No data available

Horse/Jockey Name	Lope By Night/Olivia Kendal
Finish Rank	4
Fastest Section Time (Section)	0:11.01 (1000-800)
Top Speed [km/h] (Section)	66.7 (800-600)
Race State	Finished



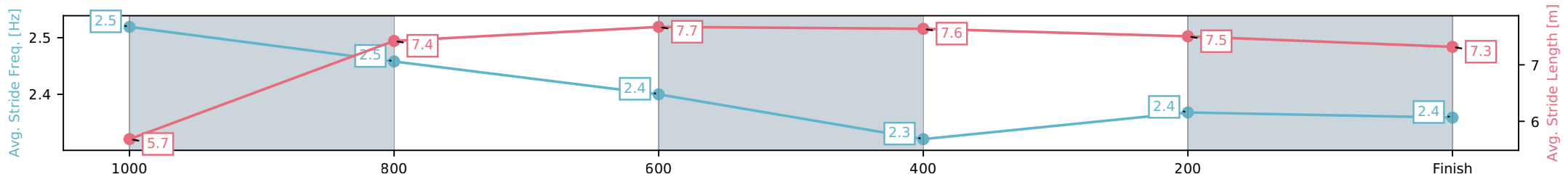
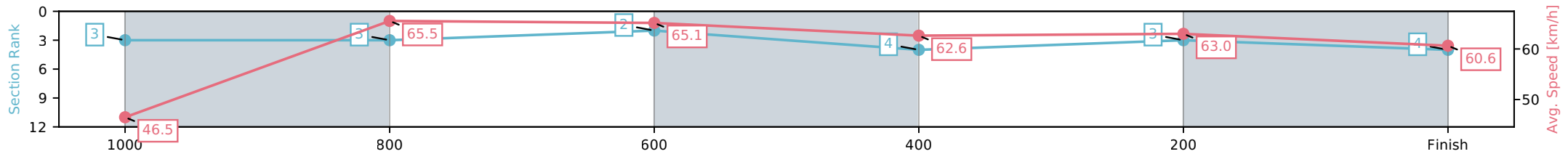
Gatton QLD --Professional-2026-04-10
 Race 3: BILL MCGOVEN & MICK BUGLER Maiden Handicap - 1100m

10 April 2026 - 1:02PM



Track Rating: Good 4, Weather: Fine, Rail Position: True Entire Circuit

Section	L1100	L1000	L800	L600	L400	L200
Section Times	1:05.11 (0:07.95)	0:57.16 [3] (0:11.01)	0:46.14 [2] (0:11.08)	0:35.06 [4] (0:11.62)	0:23.44 [3] (0:11.46)	0:11.98 [4] (0:11.98)
Average Speed [km/h]	46.5	65.5	65.1	62.6	63.0	60.6
Top Speed [km/h]	63.3	66.4	66.7	63.4	63.8	63.6
Avg. Dist. to Rail [m]	2.8	1.1	1.3	1.8	1.8	2.1
Avg. Stride Freq. [Hz]	2.5	2.5	2.4	2.3	2.4	2.4
Avg. Stride Length [m]	5.7	7.4	7.7	7.6	7.5	7.3



[] Ranking at each section and finish
 -.-.- No data available at this section
 NA No data available

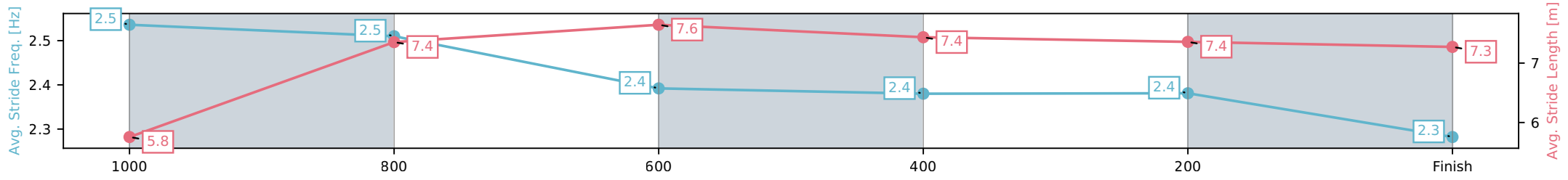
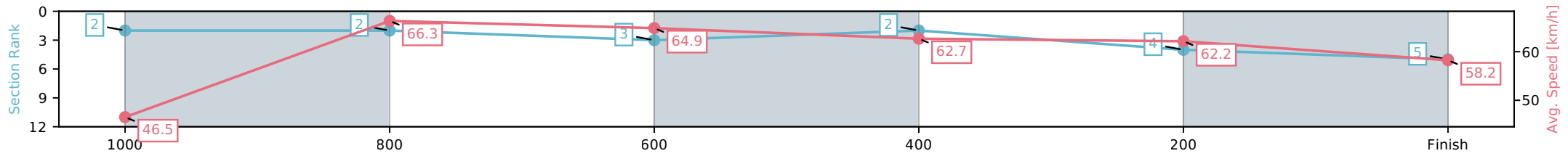
Horse/Jockey Name	Bombus/Damien Boche
Finish Rank	5
Fastest Section Time (Section)	0:10.94 (1000-800)
Top Speed [km/h] (Section)	67.2 (1000-800)
Race State	Finished



Gatton QLD --Professional-2026-04-10
 Race 3: BILL MCGOVEN & MICK BUGLER Maiden Handicap - 1100m
 10 April 2026 - 1:02PM
 Track Rating: Good 4, Weather: Fine, Rail Position: True Entire Circuit



Section	L1100	L1000	L800	L600	L400	L200
Section Times	1:05.56 (0:07.95)	0:57.61 [2] (0:10.94)	0:46.66 [3] (0:11.16)	0:35.51 [2] (0:11.50)	0:24.01 [4] (0:11.60)	0:12.41 [5] (0:12.41)
Average Speed [km/h]	46.5	66.3	64.9	62.7	62.2	58.2
Top Speed [km/h]	63.0	67.2	66.3	63.3	63.2	61.1
Avg. Dist. to Rail [m]	8.0	3.0	1.6	0.4	1.1	2.8
Avg. Stride Freq. [Hz]	2.5	2.5	2.4	2.4	2.4	2.3
Avg. Stride Length [m]	5.8	7.4	7.6	7.4	7.4	7.3



[] Ranking at each section and finish
 -.-.- No data available at this section
 NA No data available

Horse/Jockey Name	Usual Limits/Emily Lang
Finish Rank	6
Fastest Section Time (Section)	0:10.87 (1000-800)
Top Speed [km/h] (Section)	67.8 (800-600)
Race State	Finished



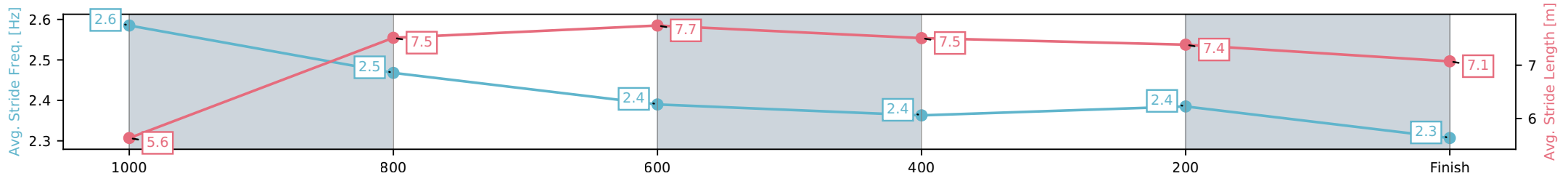
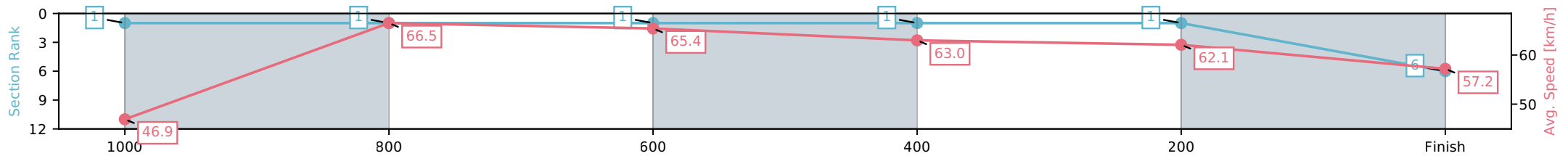
Gatton QLD --Professional-2026-04-10
 Race 3: BILL MCGOVEN & MICK BUGLER Maiden Handicap - 1100m



10 April 2026 - 1:02PM

Track Rating: Good 4, Weather: Fine, Rail Position: True Entire Circuit

Section	L1100	L1000	L800	L600	L400	L200
Section Times	1:05.59 (0:07.86)	0:57.73 [1] (0:10.87)	0:46.86 [1] (0:11.02)	0:35.83 [1] (0:11.45)	0:24.38 [1] (0:11.64)	0:12.74 [6] (0:12.74)
Average Speed [km/h]	46.9	66.5	65.4	63.0	62.1	57.2
Top Speed [km/h]	64.2	67.4	67.8	64.3	63.5	60.3
Avg. Dist. to Rail [m]	5.6	1.4	0.6	0.6	1.4	2.6
Avg. Stride Freq. [Hz]	2.6	2.5	2.4	2.4	2.4	2.3
Avg. Stride Length [m]	5.6	7.5	7.7	7.5	7.4	7.1



[] Ranking at each section and finish
 -:-:- No data available at this section
 NA No data available

Horse/Jockey Name	Straz Danz/Shakira Bailey
Finish Rank	7
Fastest Section Time (Section)	0:11.07 (800-600)
Top Speed [km/h] (Section)	65.8 (800-600)
Race State	Finished



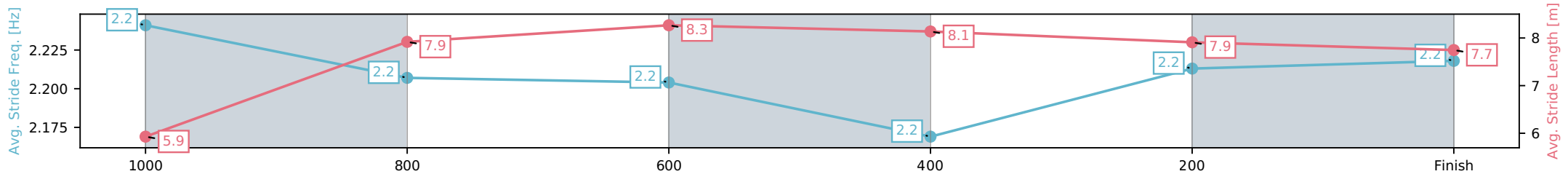
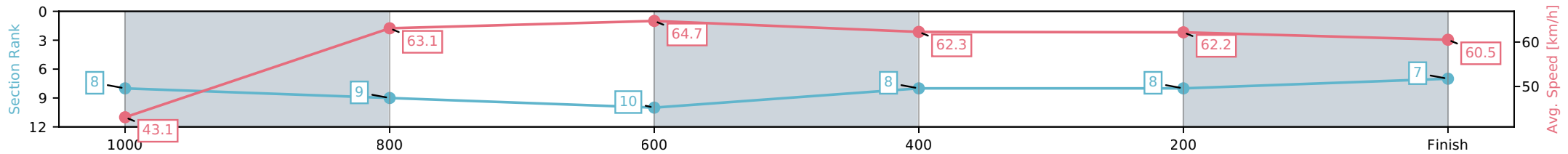
Gatton QLD --Professional-2026-04-10
 Race 3: BILL MCGOVEN & MICK BUGLER Maiden Handicap - 1100m

10 April 2026 - 1:02PM



Track Rating: Good 4, Weather: Fine, Rail Position: True Entire Circuit

Section	L1100	L1000	L800	L600	L400	L200
Section Times	1:06.02 (0:08.56)	0:57.46 [9] (0:11.44)	0:46.02 [10] (0:11.07)	0:34.95 [8] (0:11.42)	0:23.53 [8] (0:11.58)	0:11.95 [7] (0:11.95)
Average Speed [km/h]	43.1	63.1	64.7	62.3	62.2	60.5
Top Speed [km/h]	59.2	64.4	65.8	65.6	63.7	61.9
Avg. Dist. to Rail [m]	5.6	1.3	0.7	1.9	0.7	1.9
Avg. Stride Freq. [Hz]	2.2	2.2	2.2	2.2	2.2	2.2
Avg. Stride Length [m]	5.9	7.9	8.3	8.1	7.9	7.7



- [] Ranking at each section and finish
- :-:- No data available at this section
- NA No data available

Horse/Jockey Name	Waiting For Graham/Brooke Ainsworth
Finish Rank	8
Fastest Section Time (Section)	0:10.99 (800-600)
Top Speed [km/h] (Section)	67.4 (1000-800)
Race State	Finished



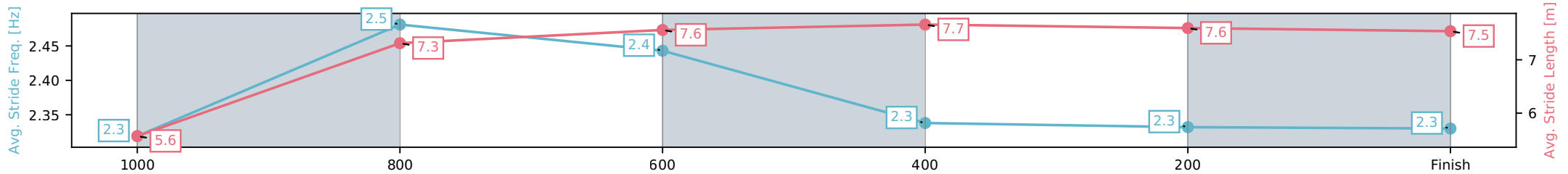
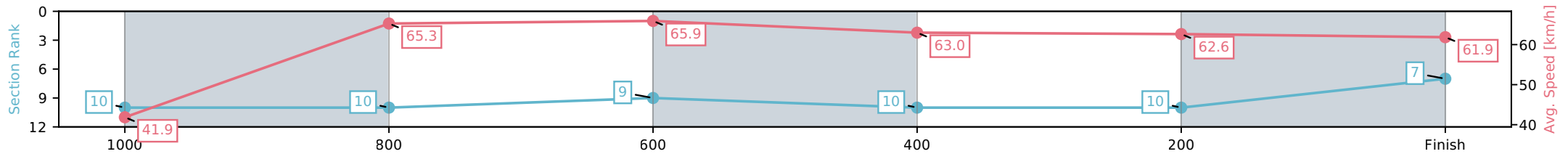
Gatton QLD --Professional-2026-04-10
 Race 3: BILL MCGOVEN & MICK BUGLER Maiden Handicap - 1100m



10 April 2026 - 1:02PM

Track Rating: Good 4, Weather: Fine, Rail Position: True Entire Circuit

Section	L1100	L1000	L800	L600	L400	L200
Section Times	1:06.02 (0:08.92)	0:57.10 [10] (0:11.12)	0:45.98 [9] (0:10.99)	0:34.99 [10] (0:11.63)	0:23.36 [10] (0:11.57)	0:11.80 [7] (0:11.80)
Average Speed [km/h]	41.9	65.3	65.9	63.0	62.6	61.9
Top Speed [km/h]	60.2	67.4	67.2	66.3	63.7	62.9
Avg. Dist. to Rail [m]	8.6	2.0	2.2	2.9	3.3	3.7
Avg. Stride Freq. [Hz]	2.3	2.5	2.4	2.3	2.3	2.3
Avg. Stride Length [m]	5.6	7.3	7.6	7.7	7.6	7.5



- [] Ranking at each section and finish
- :-:- No data available at this section
- NA No data available

Horse/Jockey Name	Siberian/Georgina Cartwright
Finish Rank	9
Fastest Section Time (Section)	0:11.04 (800-600)
Top Speed [km/h] (Section)	66.8 (800-600)
Race State	Finished



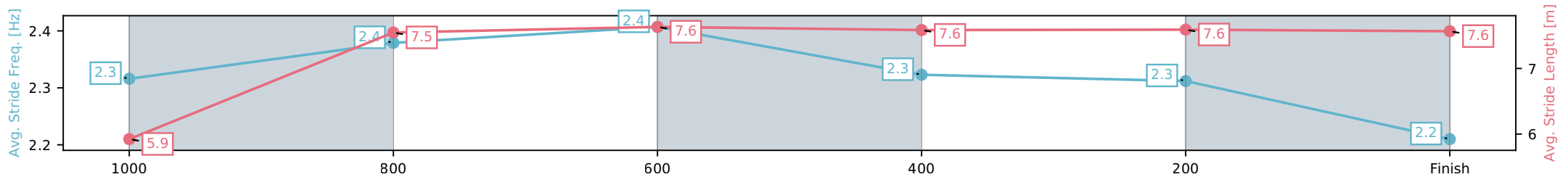
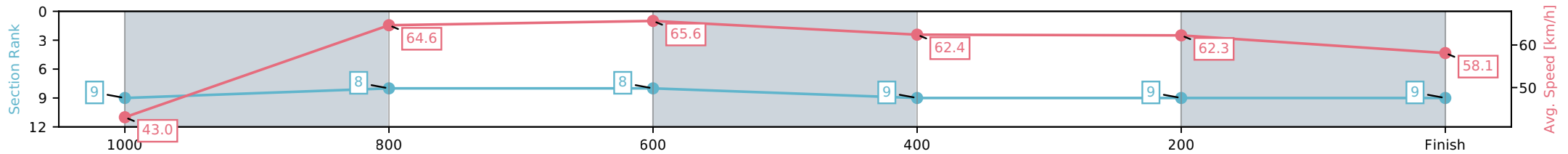
Gatton QLD --Professional-2026-04-10
 Race 3: BILL MCGOVEN & MICK BUGLER Maiden Handicap - 1100m

10 April 2026 - 1:02PM



Track Rating: Good 4, Weather: Fine, Rail Position: True Entire Circuit

Section	L1100	L1000	L800	L600	L400	L200
Section Times	1:06.63 (0:08.61)	0:58.02 [8] (0:11.25)	0:46.77 [8] (0:11.04)	0:35.73 [9] (0:11.70)	0:24.03 [9] (0:11.62)	0:12.41 [9] (0:12.41)
Average Speed [km/h]	43.0	64.6	65.6	62.4	62.3	58.1
Top Speed [km/h]	60.0	66.7	66.8	64.7	63.1	61.6
Avg. Dist. to Rail [m]	7.4	2.7	2.3	2.4	2.5	3.4
Avg. Stride Freq. [Hz]	2.3	2.4	2.4	2.3	2.3	2.2
Avg. Stride Length [m]	5.9	7.5	7.6	7.6	7.6	7.6



- [] Ranking at each section and finish
- :-:- No data available at this section
- NA No data available

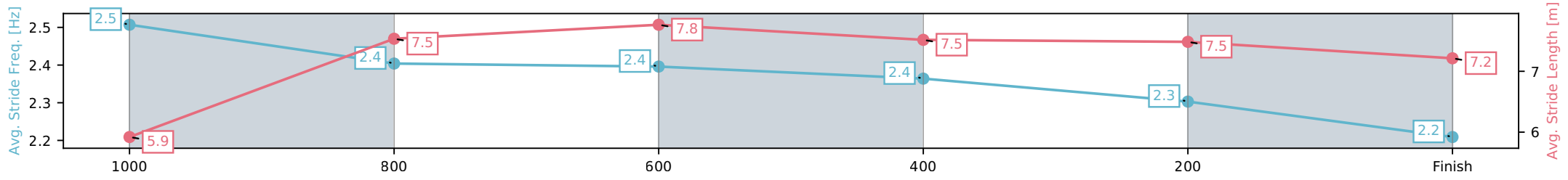
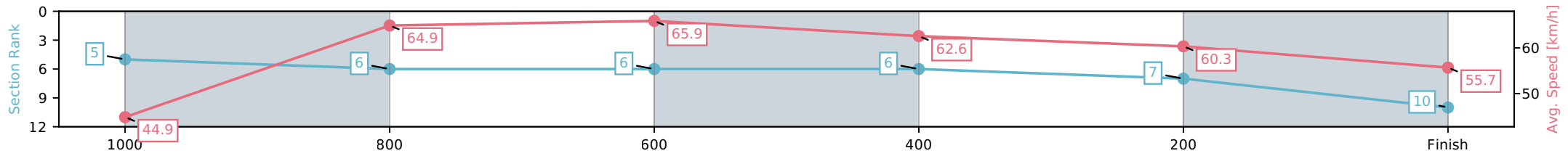
Horse/Jockey Name	That's A Beauty/Danny Peisley
Finish Rank	10
Fastest Section Time (Section)	0:10.97 (800-600)
Top Speed [km/h] (Section)	67.5 (800-600)
Race State	Finished



Gatton QLD --Professional-2026-04-10
 Race 3: BILL MCGOVEN & MICK BUGLER Maiden Handicap - 1100m
 10 April 2026 - 1:02PM
 Track Rating: Good 4, Weather: Fine, Rail Position: True Entire Circuit



Section	L1100	L1000	L800	L600	L400	L200
Section Times	1:07.13 (0:08.25)	0:58.88 [6] (0:11.19)	0:47.69 [6] (0:10.97)	0:36.72 [6] (0:11.66)	0:25.06 [7] (0:11.99)	0:13.07 [10] (0:13.07)
Average Speed [km/h]	44.9	64.9	65.9	62.6	60.3	55.7
Top Speed [km/h]	61.5	66.2	67.5	64.1	62.8	58.1
Avg. Dist. to Rail [m]	7.0	2.4	1.9	2.0	3.4	5.6
Avg. Stride Freq. [Hz]	2.5	2.4	2.4	2.4	2.3	2.2
Avg. Stride Length [m]	5.9	7.5	7.8	7.5	7.5	7.2



[] Ranking at each section and finish
 -.-.- No data available at this section
 NA No data available



Gatton QLD

Race 4: HEC FREEMAN & BILL FAULKER Maiden Handicap - 1400m

10 April 2026 - 1:37PM

Track Rating: Good 4, Weather: Fine, Rail Position: True Entire Circuit



LOCKYER VALLEY
- TURF CLUB -

Field Times (Race Tempo) 1:25.43 (0:12.87) 1:12.56 (0:11.49) 1:01.07 (0:12.04) 0:49.03 (0:12.13) 0:36.90 (0:12.18) 0:24.73 (0:12.04) 0:12.69 (0:12.69)

Rank	TAB#	Horse	Overall Time	First 400m	Top Speed km/h (Section)	L1400	L1200	L1000	L800	L600	L400	L200	
	(BAR#)	Jockey	Margin (DT-W)	Last 600m	Fastest Section (Time)	Start - 1200	1200 - 1000	1000 - 800	800 - 600	600 - 400	400 - 200	200 - Finish	
1	9	What Did You Say	1:25.43	0:24.84	65.8 (1400 - 1200)	1:25.43	1:12.28 [3]	1:00.59 [4]	0:48.49 [4]	0:36.34 [4]	0:24.33 [3]	0:12.50 [3]	
	(6)	Cody Collis		0:36.33	1200-1000 (0:11.69)	(0:13.15)	(0:11.69)	(0:12.10)	(0:12.16)	(0:12.01)	(0:11.82)	(0:12.50)	
2	10	Elles My Name	1:25.79	0:24.73	66.3 (1200-1000)	1:25.79	1:12.56 [4]	1:01.06 [3]	0:48.92 [3]	0:36.76 [3]	0:24.58 [4]	0:12.65 [4]	
	(3)	Bailie Baker	2.1L (-6)	0:36.77	1200-1000 (0:11.50)	(0:13.23)	(0:11.50)	(0:12.14)	(0:12.15)	(0:12.19)	(0:11.93)	(0:12.65)	
3	15	Holler Dash	1:25.83	0:24.36	66.0 (1200-1000)	1:25.83	1:12.96 [1]	1:01.47 [1]	0:49.43 [1]	0:37.30 [1]	0:25.04 [2]	0:13.07 [2]	
	(8)	Kenji Yoshida	2.4L (-4)	0:37.29	1200-1000 (0:11.49)	(0:12.87)	(0:11.49)	(0:12.04)	(0:12.13)	(0:12.26)	(0:11.96)	(0:13.07)	
4	6	Chidgey	1:26.05	0:24.42	67.4 (1200-1000)	1:26.05	1:12.74 [5]	1:01.63 [2]	0:49.60 [2]	0:37.48 [2]	0:25.34 [1]	0:13.31 [1]	
	(5)	Georgina Cartwright	3.6L (-3)	0:37.49	1200-1000 (0:11.11)	(0:13.31)	(0:11.11)	(0:12.03)	(0:12.12)	(0:12.14)	(0:12.04)	(0:13.31)	
5	7	Fabara	1:26.66	0:25.12	66.0 (1200-1000)	1:26.66	1:13.07 [7]	1:01.54 [6]	0:49.43 [7]	0:37.39 [7]	0:25.06 [7]	0:12.73 [6]	
	(4)	Montanna Savva	7.2L (-5)	0:37.39	1200-1000 (0:11.53)	(0:13.59)	(0:11.53)	(0:12.12)	(0:12.04)	(0:12.33)	(0:12.33)	(0:12.73)	
6	4	Turf Gazette	1:26.67	0:25.17	66.2 (1400 - 1200)	1:26.67	1:13.68 [2]	1:01.50 [7]	0:49.57 [6]	0:37.56 [5]	0:25.26 [5]	0:13.13 [5]	
	(10)	Micheal Hellyer	7.3L (+6)	0:37.57	1000-800 (0:11.94)	(0:12.99)	(0:12.18)	(0:11.94)	(0:12.00)	(0:12.30)	(0:12.14)	(0:13.13)	
7	2	Mum On Rum	1:27.20	0:25.07	64.1 (1200-1000)	1:27.20	1:13.68 [6]	1:02.13 [5]	0:50.15 [5]	0:37.97 [6]	0:25.58 [8]	0:13.05 [9]	
	(9)	Montana Philpot	10.4L (+1)	0:37.97	1200-1000 (0:11.55)	(0:13.52)	(0:11.55)	(0:11.98)	(0:12.18)	(0:12.39)	(0:12.53)	(0:13.05)	
8	8	Samphire Green	1:27.25	0:27.21	66.4 (1200-1000)	1:27.25	1:11.17 [10]	1:00.04 [10]	0:48.97 [10]	0:37.63 [10]	0:25.51 [9]	0:13.18 [8]	
	(7)	Jason Taylor	10.7L (+0)	0:37.63	1000-800 (0:11.07)	(0:16.08)	(0:11.13)	(0:11.07)	(0:11.34)	(0:12.12)	(0:12.33)	(0:13.18)	
9	13	She's A Fizz	1:27.34	0:25.59	64.5 (1200-1000)	1:27.34	1:13.17 [8]	1:01.75 [9]	0:49.86 [9]	0:37.88 [9]	0:25.52 [10]	0:13.14 [10]	
	(1)	Colleen Krahen	11.2L (-5)	0:37.87	1200-1000 (0:11.42)	(0:14.17)	(0:11.42)	(0:11.90)	(0:11.98)	(0:12.35)	(0:12.38)	(0:13.14)	
10	3	Vain Rossi	1:27.97	0:25.50	65.6 (1200-1000)	1:27.97	1:13.72 [9]	1:02.47 [8]	0:50.66 [8]	0:38.65 [8]	0:26.47 [6]	0:14.02 [7]	
	(2)	Shakira Bailey	14.9L (+5)	0:38.65	1200-1000 (0:11.25)	(0:14.25)	(0:11.25)	(0:11.81)	(0:12.01)	(0:12.18)	(0:12.45)	(0:14.02)	

Scratched: Mooloo Man (#1), Croker (#5), Sweedish Queen (#11), The Blaze (#12), Dream Summit (#14)

Report Created: Fri 10 April 2026

(Note: Races are conducted over an approximate distance as close as possible to the advertised distance, and recorded data may vary accordingly. Official times refer to race times only and do not include handicap times.)

[] Position in running at each section and finish TAB# Saddle cloth number

-:--:-- No data available at this section

NA No data available

DNT Did not track

BAR# Barrier/Gate Position

DNF Did not finish

DT-W Distance travelled compared to winner in metres

Fastest split

Fastest section

Horse/Jockey Name	What Did You Say/Cody Collis
Finish Rank	1
Fastest Section Time (Section)	0:11.69 (1200-1000)
Top Speed [km/h] (Section)	65.8 (1400 - 1200)
Race State	Finished



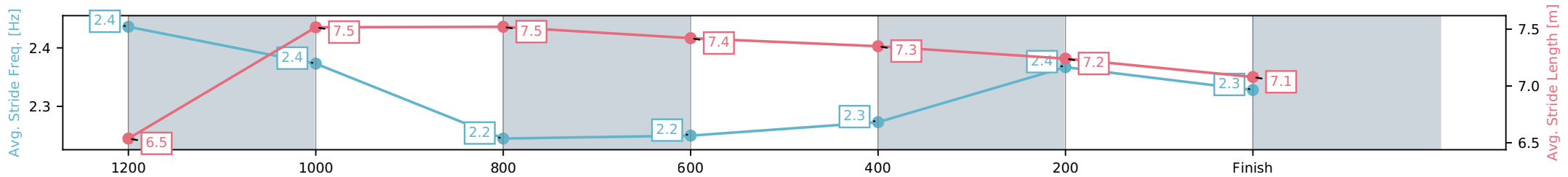
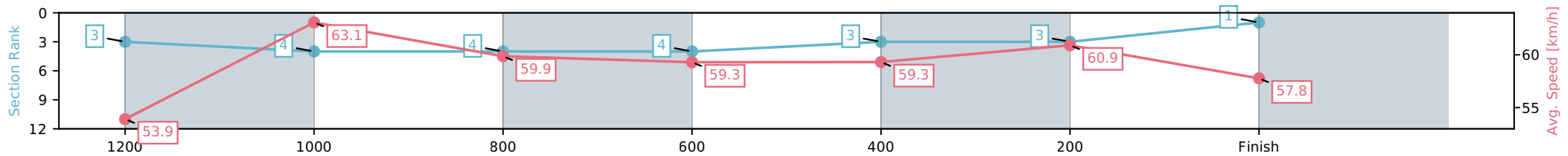
Gatton QLD --Professional-2026-04-10
 Race 4: HEC FREEMAN & BILL FAULKER Maiden Handicap - 1400m

10 April 2026 - 1:37PM



Track Rating: Good 4, Weather: Fine, Rail Position: True Entire Circuit

Section	L1400	L1200	L1000	L800	L600	L400	L200
Section Times	1:25.43 (0:13.15)	1:12.28 [4] (0:11.69)	1:00.59 [4] (0:12.10)	0:48.49 [4] (0:12.16)	0:36.34 [3] (0:12.01)	0:24.33 [3] (0:11.82)	0:12.50 [1] (0:12.50)
Average Speed [km/h]	53.9	63.1	59.9	59.3	59.3	60.9	57.8
Top Speed [km/h]	65.8	65.6	62.7	60.6	60.4	62.6	60.4
Avg. Dist. to Rail [m]	4.0	3.5	1.6	0.7	1.5	1.3	2.6
Avg. Stride Freq. [Hz]	2.4	2.4	2.2	2.2	2.3	2.4	2.3
Avg. Stride Length [m]	6.5	7.5	7.5	7.4	7.3	7.2	7.1



- [] Ranking at each section and finish
- :-:- No data available at this section
- NA No data available

Horse/Jockey Name	Elles My Name/Bailie Baker
Finish Rank	2
Fastest Section Time (Section)	0:11.50 (1200-1000)
Top Speed [km/h] (Section)	66.3 (1200-1000)
Race State	Finished



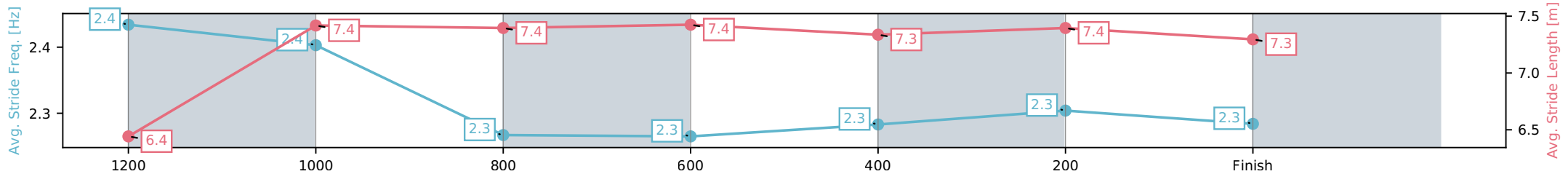
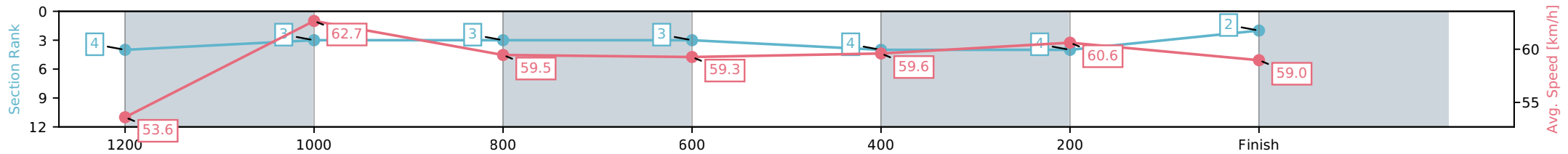
Gatton QLD --Professional-2026-04-10
 Race 4: HEC FREEMAN & BILL FAULKER Maiden Handicap - 1400m



10 April 2026 - 1:37PM

Track Rating: Good 4, Weather: Fine, Rail Position: True Entire Circuit

Section	L1400	L1200	L1000	L800	L600	L400	L200
Section Times	1:25.79 (0:13.23)	1:12.56 [3] (0:11.50)	1:01.06 [3] (0:12.14)	0:48.92 [3] (0:12.15)	0:36.76 [4] (0:12.19)	0:24.58 [4] (0:11.93)	0:12.65 [2] (0:12.65)
Average Speed [km/h]	53.6	62.7	59.5	59.3	59.6	60.6	59.0
Top Speed [km/h]	66.2	66.3	61.2	61.4	60.6	61.5	60.1
Avg. Dist. to Rail [m]	2.5	0.4	0.3	0.8	1.4	1.5	4.3
Avg. Stride Freq. [Hz]	2.4	2.4	2.3	2.3	2.3	2.3	2.3
Avg. Stride Length [m]	6.4	7.4	7.4	7.4	7.3	7.4	7.3



- [] Ranking at each section and finish
- :-:- No data available at this section
- NA No data available

Horse/Jockey Name	Holler Dash/Kenji Yoshida
Finish Rank	3
Fastest Section Time (Section)	0:11.49 (1200-1000)
Top Speed [km/h] (Section)	66.0 (1200-1000)
Race State	Finished



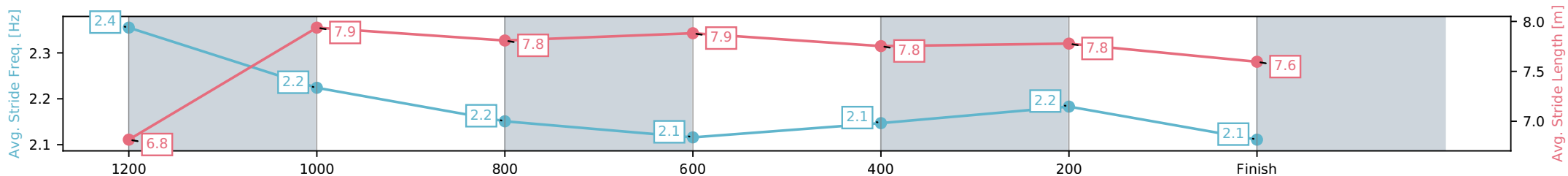
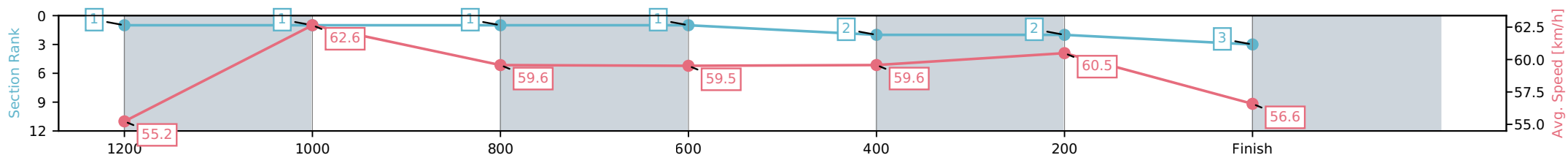
Gatton QLD --Professional-2026-04-10
 Race 4: HEC FREEMAN & BILL FAULKER Maiden Handicap - 1400m



10 April 2026 - 1:37PM

Track Rating: Good 4, Weather: Fine, Rail Position: True Entire Circuit

Section	L1400	L1200	L1000	L800	L600	L400	L200
Section Times	1:25.83 (0:12.87)	1:12.96 [1] (0:11.49)	1:01.47 [1] (0:12.04)	0:49.43 [1] (0:12.13)	0:37.30 [2] (0:12.26)	0:25.04 [2] (0:11.96)	0:13.07 [3] (0:13.07)
Average Speed [km/h]	55.2	62.6	59.6	59.5	59.6	60.5	56.6
Top Speed [km/h]	66.0	66.0	60.7	60.4	61.0	61.9	58.5
Avg. Dist. to Rail [m]	6.2	0.4	0.5	0.8	2.3	2.8	2.3
Avg. Stride Freq. [Hz]	2.4	2.2	2.2	2.1	2.1	2.2	2.1
Avg. Stride Length [m]	6.8	7.9	7.8	7.9	7.8	7.8	7.6



[] Ranking at each section and finish
 -.-.- No data available at this section
 NA No data available

Horse/Jockey Name	Chidgey/Georgina Cartwright
Finish Rank	4
Fastest Section Time (Section)	0:11.11 (1200-1000)
Top Speed [km/h] (Section)	67.4 (1200-1000)
Race State	Finished



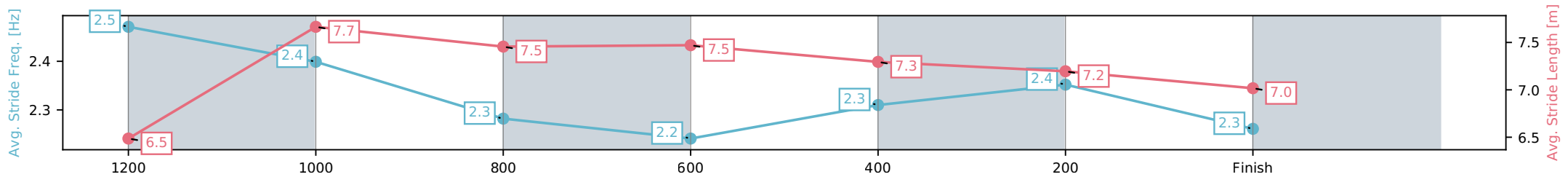
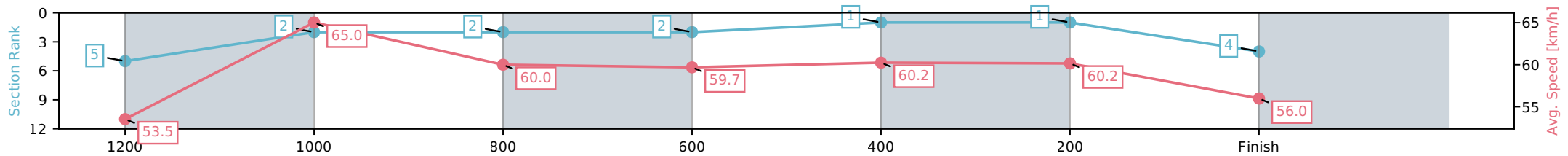
Gatton QLD --Professional-2026-04-10
 Race 4: HEC FREEMAN & BILL FAULKER Maiden Handicap - 1400m

10 April 2026 - 1:37PM



Track Rating: Good 4, Weather: Fine, Rail Position: True Entire Circuit

Section	L1400	L1200	L1000	L800	L600	L400	L200
Section Times	1:26.05 (0:13.31)	1:12.74 [2] (0:11.11)	1:01.63 [2] (0:12.03)	0:49.60 [2] (0:12.12)	0:37.48 [1] (0:12.14)	0:25.34 [1] (0:12.04)	0:13.31 [4] (0:13.31)
Average Speed [km/h]	53.5	65.0	60.0	59.7	60.2	60.2	56.0
Top Speed [km/h]	67.2	67.4	62.2	60.3	60.9	61.1	58.7
Avg. Dist. to Rail [m]	3.3	0.5	0.8	2.1	2.3	2.9	3.4
Avg. Stride Freq. [Hz]	2.5	2.4	2.3	2.2	2.3	2.4	2.3
Avg. Stride Length [m]	6.5	7.7	7.5	7.5	7.3	7.2	7.0



- [] Ranking at each section and finish
- :-:- No data available at this section
- NA No data available

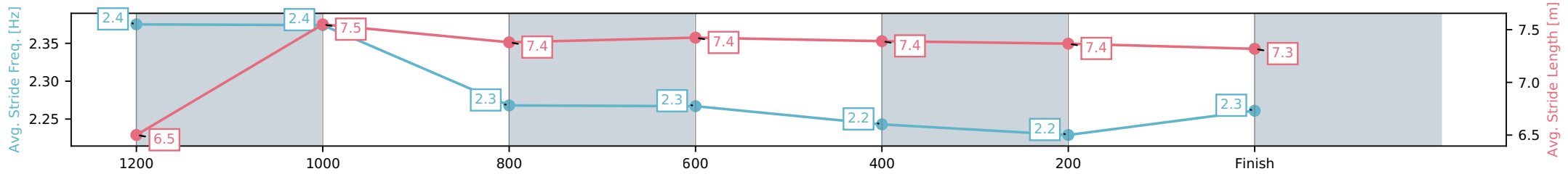
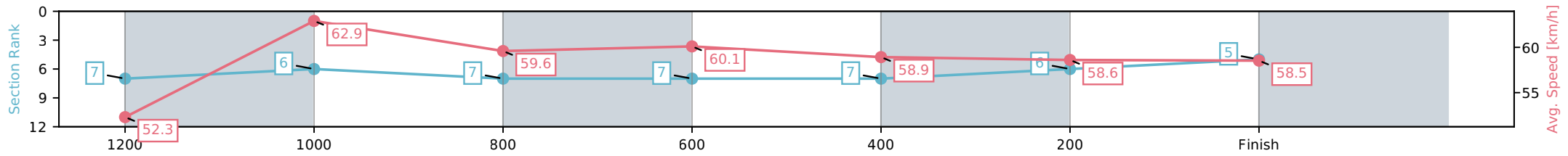
Horse/Jockey Name	Fabara/Montanna Savva
Finish Rank	5
Fastest Section Time (Section)	0:11.53 (1200-1000)
Top Speed [km/h] (Section)	66.0 (1200-1000)
Race State	Finished



Gatton QLD --Professional-2026-04-10
 Race 4: HEC FREEMAN & BILL FAULKER Maiden Handicap - 1400m
 10 April 2026 - 1:37PM
 Track Rating: Good 4, Weather: Fine, Rail Position: True Entire Circuit



Section	L1400	L1200	L1000	L800	L600	L400	L200
Section Times	1:26.66 (0:13.59)	1:13.07 [6] (0:11.53)	1:01.54 [7] (0:12.12)	0:49.43 [7] (0:12.04)	0:37.39 [7] (0:12.33)	0:25.06 [6] (0:12.33)	0:12.73 [5] (0:12.73)
Average Speed [km/h]	52.3	62.9	59.6	60.1	58.9	58.6	58.5
Top Speed [km/h]	65.1	66.0	60.3	61.0	59.8	58.9	59.7
Avg. Dist. to Rail [m]	3.2	1.2	1.2	1.5	1.6	1.9	3.3
Avg. Stride Freq. [Hz]	2.4	2.4	2.3	2.3	2.2	2.2	2.3
Avg. Stride Length [m]	6.5	7.5	7.4	7.4	7.4	7.4	7.3



[] Ranking at each section and finish
 -:-:- No data available at this section
 NA No data available

Horse/Jockey Name	Turf Gazette/Micheal Hellyer
Finish Rank	6
Fastest Section Time (Section)	0:11.94 (1000-800)
Top Speed [km/h] (Section)	66.2 (1400 - 1200)
Race State	Finished

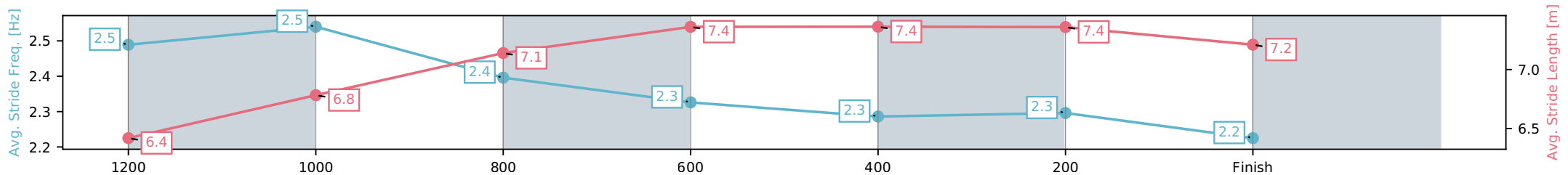
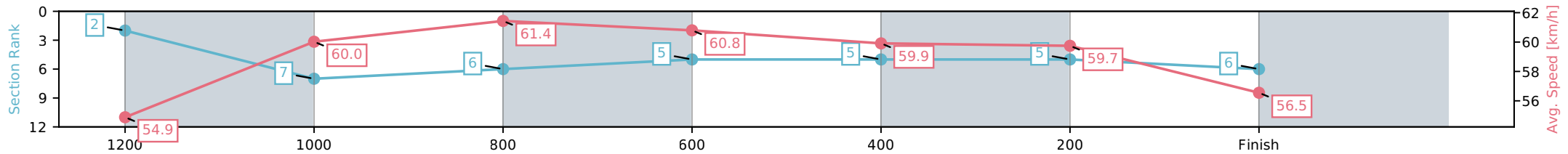


Gatton QLD --Professional-2026-04-10
 Race 4: HEC FREEMAN & BILL FAULKER Maiden Handicap - 1400m



10 April 2026 - 1:37PM
 Track Rating: Good 4, Weather: Fine, Rail Position: True Entire Circuit

Section	L1400	L1200	L1000	L800	L600	L400	L200
Section Times	1:26.67 (0:12.99)	1:13.68 [7] (0:12.18)	1:01.50 [6] (0:11.94)	0:49.57 [5] (0:12.00)	0:37.56 [5] (0:12.30)	0:25.26 [5] (0:12.14)	0:13.13 [6] (0:13.13)
Average Speed [km/h]	54.9	60.0	61.4	60.8	59.9	59.7	56.5
Top Speed [km/h]	66.2	65.3	62.8	62.8	60.6	60.4	59.1
Avg. Dist. to Rail [m]	8.2	2.8	4.7	5.0	3.7	3.9	5.6
Avg. Stride Freq. [Hz]	2.5	2.5	2.4	2.3	2.3	2.3	2.2
Avg. Stride Length [m]	6.4	6.8	7.1	7.4	7.4	7.4	7.2



[] Ranking at each section and finish
 -:-:- No data available at this section
 NA No data available

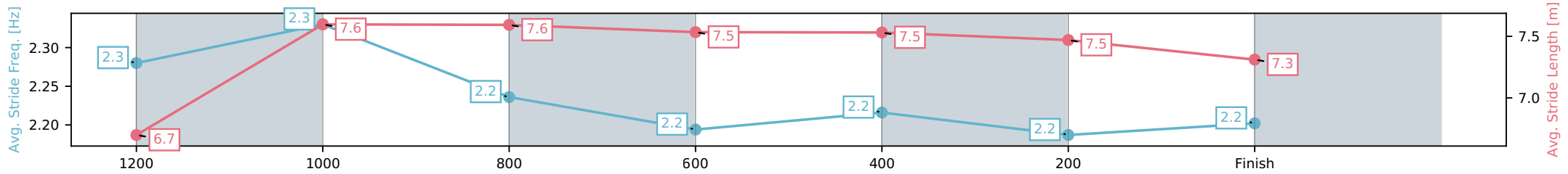
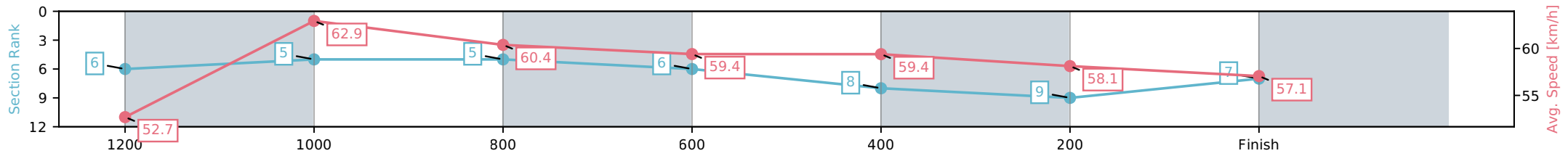
Horse/Jockey Name	Mum On Rum/Montana Philpot
Finish Rank	7
Fastest Section Time (Section)	0:11.55 (1200-1000)
Top Speed [km/h] (Section)	64.1 (1200-1000)
Race State	Finished



Gatton QLD --Professional-2026-04-10
 Race 4: HEC FREEMAN & BILL FAULKER Maiden Handicap - 1400m
 10 April 2026 - 1:37PM
 Track Rating: Good 4, Weather: Fine, Rail Position: True Entire Circuit



Section	L1400	L1200	L1000	L800	L600	L400	L200
Section Times	1:27.20 (0:13.52)	1:13.68 [5] (0:11.55)	1:02.13 [5] (0:11.98)	0:50.15 [6] (0:12.18)	0:37.97 [8] (0:12.39)	0:25.58 [9] (0:12.53)	0:13.05 [7] (0:13.05)
Average Speed [km/h]	52.7	62.9	60.4	59.4	59.4	58.1	57.1
Top Speed [km/h]	63.9	64.1	62.4	60.3	60.1	59.0	58.1
Avg. Dist. to Rail [m]	6.9	1.5	1.2	2.1	3.8	5.4	7.1
Avg. Stride Freq. [Hz]	2.3	2.3	2.2	2.2	2.2	2.2	2.2
Avg. Stride Length [m]	6.7	7.6	7.6	7.5	7.5	7.5	7.3



[] Ranking at each section and finish
 -:-:- No data available at this section
 NA No data available

Horse/Jockey Name	Samphire Green/Jason Taylor
Finish Rank	8
Fastest Section Time (Section)	0:11.07 (1000-800)
Top Speed [km/h] (Section)	66.4 (1200-1000)
Race State	Finished



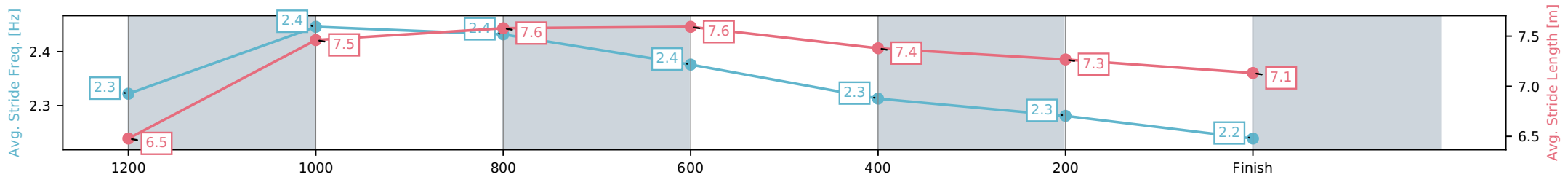
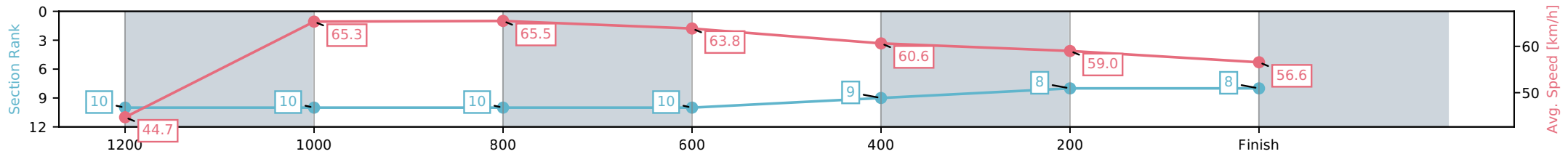
Gatton QLD --Professional-2026-04-10
 Race 4: HEC FREEMAN & BILL FAULKER Maiden Handicap - 1400m



10 April 2026 - 1:37PM

Track Rating: Good 4, Weather: Fine, Rail Position: True Entire Circuit

Section	L1400	L1200	L1000	L800	L600	L400	L200
Section Times	1:27.25 (0:16.08)	1:11.17 [10] (0:11.13)	1:00.04 [10] (0:11.07)	0:48.97 [10] (0:11.34)	0:37.63 [9] (0:12.12)	0:25.51 [8] (0:12.33)	0:13.18 [8] (0:13.18)
Average Speed [km/h]	44.7	65.3	65.5	63.8	60.6	59.0	56.6
Top Speed [km/h]	66.0	66.4	66.0	65.6	62.1	60.1	58.2
Avg. Dist. to Rail [m]	5.6	1.5	2.0	2.8	3.3	5.4	7.9
Avg. Stride Freq. [Hz]	2.3	2.4	2.4	2.4	2.3	2.3	2.2
Avg. Stride Length [m]	6.5	7.5	7.6	7.6	7.4	7.3	7.1



- [] Ranking at each section and finish
- :-:- No data available at this section
- NA No data available

Horse/Jockey Name	She's A Fizz/Colleen Krahen
Finish Rank	9
Fastest Section Time (Section)	0:11.42 (1200-1000)
Top Speed [km/h] (Section)	64.5 (1200-1000)
Race State	Finished



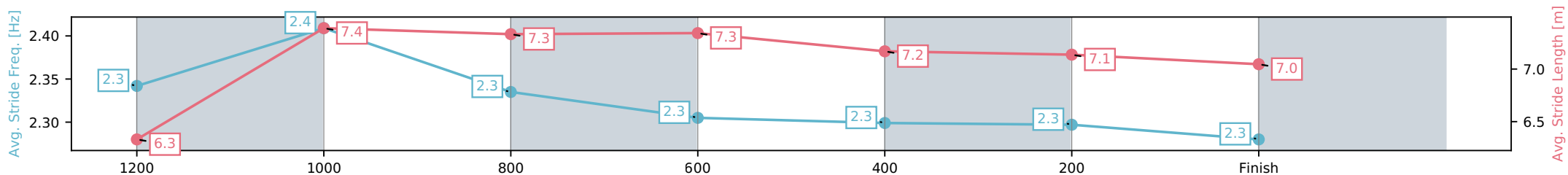
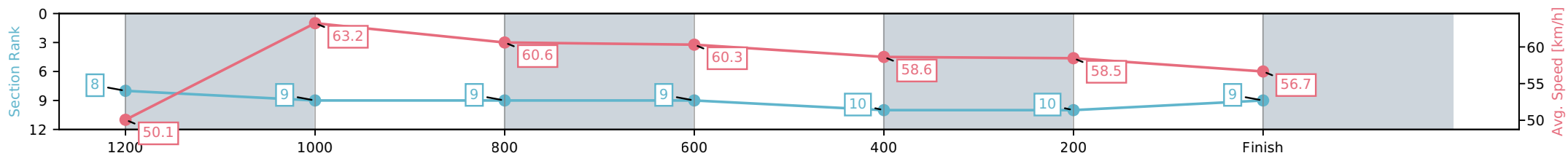
Gatton QLD --Professional-2026-04-10
 Race 4: HEC FREEMAN & BILL FAULKER Maiden Handicap - 1400m



10 April 2026 - 1:37PM

Track Rating: Good 4, Weather: Fine, Rail Position: True Entire Circuit

Section	L1400	L1200	L1000	L800	L600	L400	L200
Section Times	1:27.34 (0:14.17)	1:13.17 [9] (0:11.42)	1:01.75 [9] (0:11.90)	0:49.86 [9] (0:11.98)	0:37.88 [10] (0:12.35)	0:25.52 [10] (0:12.38)	0:13.14 [9] (0:13.14)
Average Speed [km/h]	50.1	63.2	60.6	60.3	58.6	58.5	56.7
Top Speed [km/h]	63.3	64.5	62.6	60.6	60.2	59.2	59.0
Avg. Dist. to Rail [m]	1.5	0.4	0.6	1.1	1.1	1.8	1.5
Avg. Stride Freq. [Hz]	2.3	2.4	2.3	2.3	2.3	2.3	2.3
Avg. Stride Length [m]	6.3	7.4	7.3	7.3	7.2	7.1	7.0



- [] Ranking at each section and finish
- :-:- No data available at this section
- NA No data available

Horse/Jockey Name	Vain Rossi/Shakira Bailey
Finish Rank	10
Fastest Section Time (Section)	0:11.25 (1200-1000)
Top Speed [km/h] (Section)	65.6 (1200-1000)
Race State	Finished



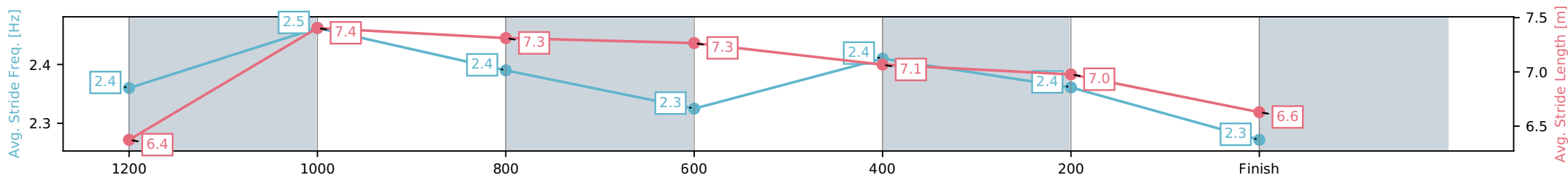
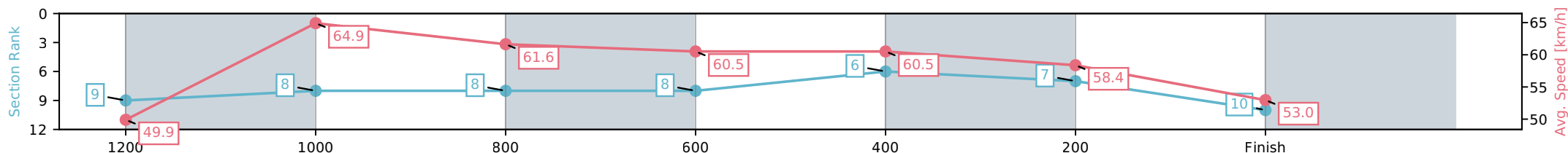
Gatton QLD --Professional-2026-04-10
 Race 4: HEC FREEMAN & BILL FAULKER Maiden Handicap - 1400m



10 April 2026 - 1:37PM

Track Rating: Good 4, Weather: Fine, Rail Position: True Entire Circuit

Section	L1400	L1200	L1000	L800	L600	L400	L200
Section Times	1:27.97 (0:14.25)	1:13.72 [8] (0:11.25)	1:02.47 [8] (0:11.81)	0:50.66 [8] (0:12.01)	0:38.65 [6] (0:12.18)	0:26.47 [7] (0:12.45)	0:14.02 [10] (0:14.02)
Average Speed [km/h]	49.9	64.9	61.6	60.5	60.5	58.4	53.0
Top Speed [km/h]	65.3	65.6	65.6	61.4	61.3	59.9	56.6
Avg. Dist. to Rail [m]	3.2	2.3	2.8	3.5	4.1	5.2	6.8
Avg. Stride Freq. [Hz]	2.4	2.5	2.4	2.3	2.4	2.4	2.3
Avg. Stride Length [m]	6.4	7.4	7.3	7.3	7.1	7.0	6.6



[] Ranking at each section and finish
 -:-:- No data available at this section
 NA No data available



Gatton QLD

Race 5: ERROL & ROCHELLE BACHMANN BENCHMARK 60 Handicap - 860m

10 April 2026 - 2:12PM

Track Rating: Soft 5, Weather: Fine, Rail Position: True Entire Circuit



Field Times (Race Tempo) 0:49.60 (0:05.67) 0:43.94 (0:10.51) 0:33.43 (0:10.72) 0:22.70 (0:10.99) 0:11.71 (0:11.71)

Rank	TAB#	Horse	Overall Time	First 400m	Top Speed km/h (Section)	L860	L800	L600	L400	L200			
	(BAR#)	Jockey	Margin (DT-W)	Last 600m	Fastest Section (Time)	Start - 800	800 - 600	600 - 400	400 - 200	200 - Finish			
1	11	Mister Tudor	0:49.60	0:23.61	70.4 (800-600)	0:49.60	0:43.94 [1]	0:33.43 [1]	0:22.70 [1]	0:11.71 [1]			
	(6)	Montanna Savva		0:33.42	800-600 (0:10.51)	(0:05.66)	(0:10.51)	(0:10.72)	(0:10.99)	(0:11.71)			
2	2	I Am A Winner	0:49.75	0:23.80	71.1 (800-600)	0:49.75	0:43.82 [8]	0:33.35 [4]	0:22.59 [3]	0:11.61 [3]			
	(1)	Archie McColm	0.8L (+1)	0:33.35	800-600 (0:10.47)	(0:05.93)	(0:10.47)	(0:10.76)	(0:10.98)	(0:11.61)			
3	5	Bad Forest	0:49.76	0:23.80	70.6 (800-600)	0:49.76	0:44.00 [2]	0:33.46 [2]	0:22.64 [2]	0:11.64 [2]			
	(8)	Michael Murphy	0.9L (+3)	0:33.46	800-600 (0:10.54)	(0:05.76)	(0:10.54)	(0:10.82)	(0:11.00)	(0:11.64)			
4	8	Worthy	0:50.15	0:24.05	69.5 (600-400)	0:50.15	0:44.24 [7]	0:33.56 [6]	0:22.73 [5]	0:11.71 [4]			
	(2)	Micheal Hellyer	3.2L (+2)	0:33.55	800-600 (0:10.68)	(0:05.91)	(0:10.68)	(0:10.82)	(0:11.02)	(0:11.71)			
5	4	Raiderlicious	0:50.18	0:23.99	70.5 (800-600)	0:50.18	0:44.41 [3]	0:33.81 [3]	0:22.77 [4]	0:11.53 [6]			
	(9)	Emma Simsir	3.4L (+8)	0:33.81	800-600 (0:10.59)	(0:05.77)	(0:10.59)	(0:11.05)	(0:11.23)	(0:11.53)			
6	6	Copper Sunset	0:50.27	0:24.36	69.7 (800-600)	0:50.27	0:44.33 [9]	0:33.49 [9]	0:22.44 [9]	0:11.48 [8]			
	(7)	Damien Boche	3.9L (+9)	0:33.50	800-600 (0:10.84)	(0:05.94)	(0:10.84)	(0:11.06)	(0:10.96)	(0:11.48)			
7	3	Levar	0:50.33	0:24.09	70.7 (800-600)	0:50.33	0:44.51 [5]	0:33.84 [5]	0:22.85 [6]	0:11.77 [5]			
	(5)	Steph Tierney	4.3L (+7)	0:33.83	800-600 (0:10.66)	(0:05.82)	(0:10.66)	(0:10.99)	(0:11.07)	(0:11.77)			
8	10	Wise Choice	0:50.37	0:24.41	69.0 (800-600)	0:50.37	0:44.48 [6]	0:33.67 [8]	0:22.55 [8]	0:11.45 [9]			
	(3)	Chloe Lowe	4.5L (+8)	0:33.66	800-600 (0:10.81)	(0:05.89)	(0:10.81)	(0:11.12)	(0:11.09)	(0:11.45)			
9	13	Master Miyagi	0:50.70	0:24.40	68.8 (800-600)	0:50.70	0:44.89 [4]	0:34.04 [7]	0:22.91 [7]	0:11.91 [7]			
	(4)	Olivia Kendal	6.4L (+10)	0:34.04	800-600 (0:10.86)	(0:05.81)	(0:10.86)	(0:11.13)	(0:11.00)	(0:11.91)			

Scratched: Gypsy Tricks (#1), Charlotte's Here (#7), Goose Step (#9), Heavenly Az (#12), Lukey Blue (#14), Step On Fire (#15)

Report Created: Fri 10 April 2026

(Note: Races are conducted over an approximate distance as close as possible to the advertised distance, and recorded data may vary accordingly. Official times refer to race times only and do not include handicap times.)

[] Position in running at each section and finish TAB# Saddle cloth number

Fastest split

-:--:-- No data available at this section

BAR# Barrier/Gate Position

Fastest section

NA No data available

DNF Did not finish

DNT Did not track

DT-W Distance travelled compared to winner in metres

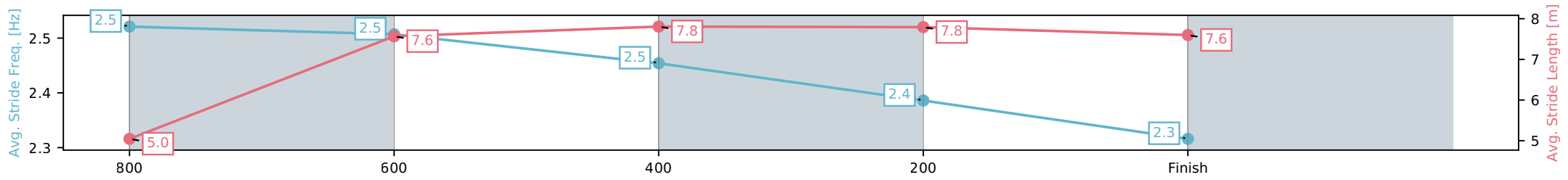
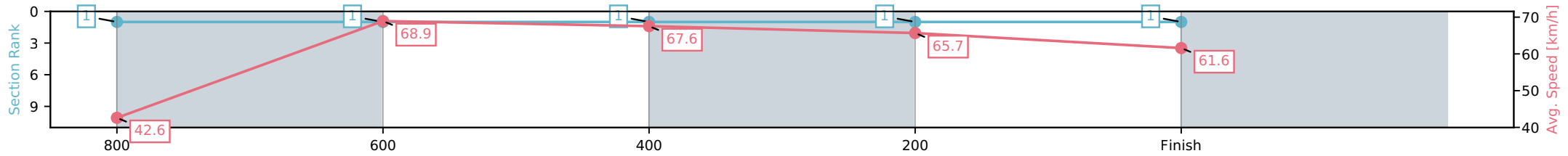
Horse/Jockey Name	Mister Tudor/Montanna Savva
Finish Rank	1
Fastest Section Time (Section)	0:10.51 (800-600)
Top Speed [km/h] (Section)	70.4 (800-600)
Race State	Finished



Gatton QLD --Professional-2026-04-10
 Race 5: ERROL & ROCHELLE BACHMANN BENCHMARK 60
 Handicap - 860m
 10 April 2026 - 2:12PM
 Track Rating: Soft 5, Weather: Fine, Rail Position: True Entire Circuit



Section	L860	L600	L400	L200	L0
Section Times	0:49.60 (0:05.66)	0:43.94 [1] (0:10.51)	0:33.43 [1] (0:10.72)	0:22.70 [1] (0:10.99)	0:11.71 [1] (0:11.71)
Average Speed [km/h]	42.6	68.9	67.6	65.7	61.6
Top Speed [km/h]	61.6	70.4	70.1	67.1	64.3
Avg. Dist. to Rail [m]	10.5	2.7	1.1	1.5	2.7
Avg. Stride Freq. [Hz]	2.5	2.5	2.5	2.4	2.3
Avg. Stride Length [m]	5.0	7.6	7.8	7.8	7.6



[] Ranking at each section and finish
 -:-:- No data available at this section
 NA No data available

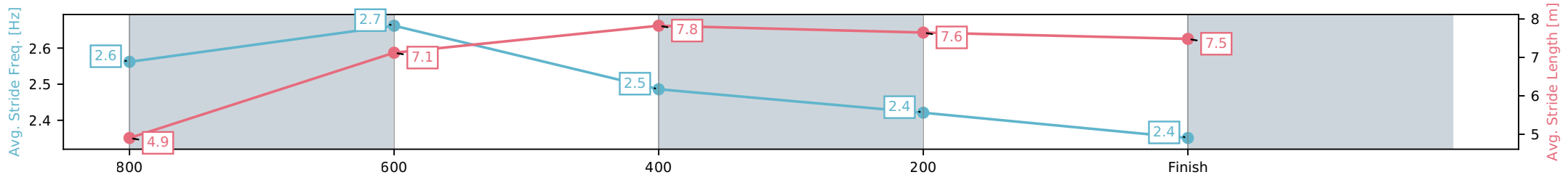
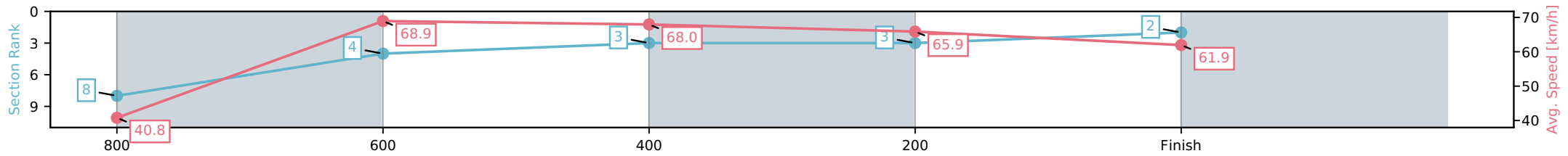
Horse/Jockey Name	I Am A Winner/Archie McColm
Finish Rank	2
Fastest Section Time (Section)	0:10.47 (800-600)
Top Speed [km/h] (Section)	71.1 (800-600)
Race State	Finished



Gatton QLD --Professional-2026-04-10
 Race 5: ERROL & ROCHELLE BACHMANN BENCHMARK 60
 Handicap - 860m
 10 April 2026 - 2:12PM
 Track Rating: Soft 5, Weather: Fine, Rail Position: True Entire Circuit



Section	L860	L600	L400	L200	L0
Section Times	0:49.75 (0:05.93)	0:43.82 [4] (0:10.47)	0:33.35 [3] (0:10.76)	0:22.59 [3] (0:10.98)	0:11.61 [2] (0:11.61)
Average Speed [km/h]	40.8	68.9	68.0	65.9	61.9
Top Speed [km/h]	59.6	71.1	70.5	66.7	64.8
Avg. Dist. to Rail [m]	5.1	1.1	2.5	2.0	2.5
Avg. Stride Freq. [Hz]	2.6	2.7	2.5	2.4	2.4
Avg. Stride Length [m]	4.9	7.1	7.8	7.6	7.5



[] Ranking at each section and finish
 -.-.- No data available at this section
 NA No data available

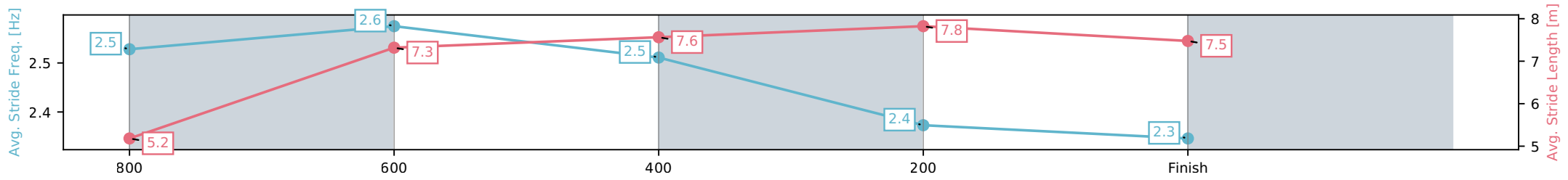

Horse/Jockey Name	Bad Forest/Michael Murphy
Finish Rank	3
Fastest Section Time (Section)	0:10.54 (800-600)
Top Speed [km/h] (Section)	70.6 (800-600)
Race State	Finished



Gatton QLD --Professional-2026-04-10
 Race 5: ERROL & ROCHELLE BACHMANN BENCHMARK 60
 Handicap - 860m
 10 April 2026 - 2:12PM
 Track Rating: Soft 5, Weather: Fine, Rail Position: True Entire Circuit



Section	L860	L600	L400	L200	L0
Section Times	0:49.76 (0:05.76)	0:44.00 [2] (0:10.54)	0:33.46 [2] (0:10.82)	0:22.64 [2] (0:11.00)	0:11.64 [3] (0:11.64)
Average Speed [km/h]	41.7	68.9	67.6	65.7	61.8
Top Speed [km/h]	60.6	70.6	69.3	66.8	64.2
Avg. Dist. to Rail [m]	12.0	3.4	2.5	2.8	5.0
Avg. Stride Freq. [Hz]	2.5	2.6	2.5	2.4	2.3
Avg. Stride Length [m]	5.2	7.3	7.6	7.8	7.5



[] Ranking at each section and finish
 -.-.- No data available at this section
 NA No data available

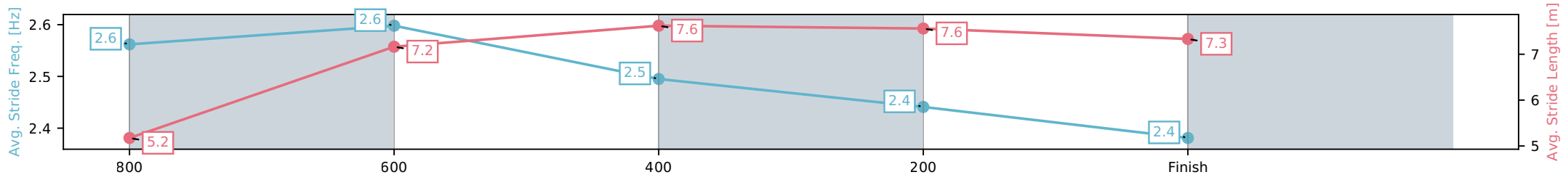
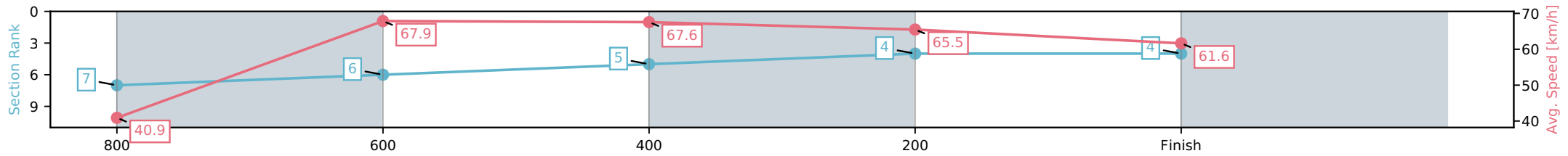
Horse/Jockey Name	Worthy/Micheal Hellyer
Finish Rank	4
Fastest Section Time (Section)	0:10.68 (800-600)
Top Speed [km/h] (Section)	69.5 (600-400)
Race State	Finished



Gatton QLD --Professional-2026-04-10
 Race 5: ERROL & ROCHELLE BACHMANN BENCHMARK 60
 Handicap - 860m
 10 April 2026 - 2:12PM
 Track Rating: Soft 5, Weather: Fine, Rail Position: True Entire Circuit



Section	L860	L600	L400	L200	L0
Section Times	0:50.15 (0:05.91)	0:44.24 [6] (0:10.68)	0:33.56 [5] (0:10.82)	0:22.73 [4] (0:11.02)	0:11.71 [4] (0:11.71)
Average Speed [km/h]	40.9	67.9	67.6	65.5	61.6
Top Speed [km/h]	59.3	69.3	69.5	66.4	64.7
Avg. Dist. to Rail [m]	6.3	2.8	2.7	1.8	1.9
Avg. Stride Freq. [Hz]	2.6	2.6	2.5	2.4	2.4
Avg. Stride Length [m]	5.2	7.2	7.6	7.6	7.3



[] Ranking at each section and finish
 -:-:- No data available at this section
 NA No data available

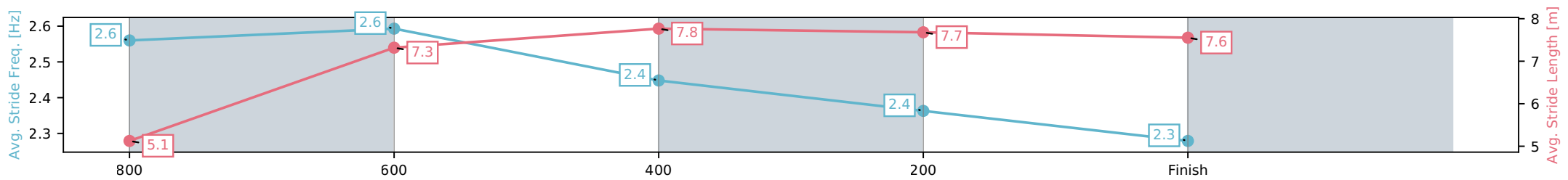
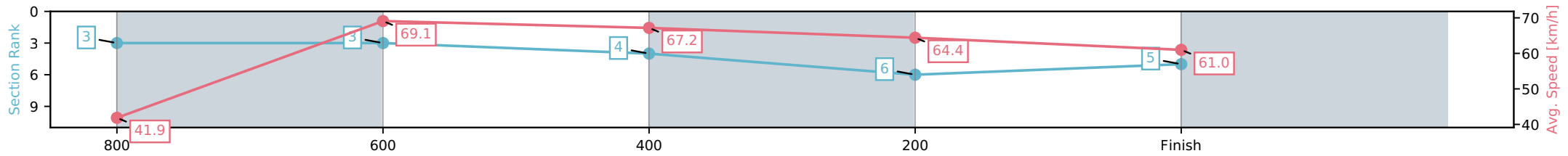
Horse/Jockey Name	Raiderlicious/Emma Simsir
Finish Rank	5
Fastest Section Time (Section)	0:10.59 (800-600)
Top Speed [km/h] (Section)	70.5 (800-600)
Race State	Finished



Gatton QLD --Professional-2026-04-10
 Race 5: ERROL & ROCHELLE BACHMANN BENCHMARK 60
 Handicap - 860m
 10 April 2026 - 2:12PM
 Track Rating: Soft 5, Weather: Fine, Rail Position: True Entire Circuit



Section	L860	L600	L400	L200	L0
Section Times	0:50.18 (0:05.77)	0:44.41 [3] (0:10.59)	0:33.81 [4] (0:11.05)	0:22.77 [6] (0:11.23)	0:11.53 [5] (0:11.53)
Average Speed [km/h]	41.9	69.1	67.2	64.4	61.0
Top Speed [km/h]	60.8	70.5	69.6	66.4	63.2
Avg. Dist. to Rail [m]	13.7	6.3	5.0	3.3	4.6
Avg. Stride Freq. [Hz]	2.6	2.6	2.4	2.4	2.3
Avg. Stride Length [m]	5.1	7.3	7.8	7.7	7.6



[] Ranking at each section and finish
 -:-:- No data available at this section
 NA No data available

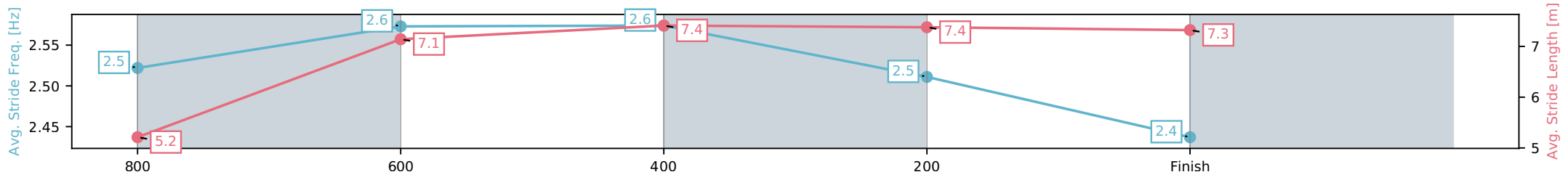
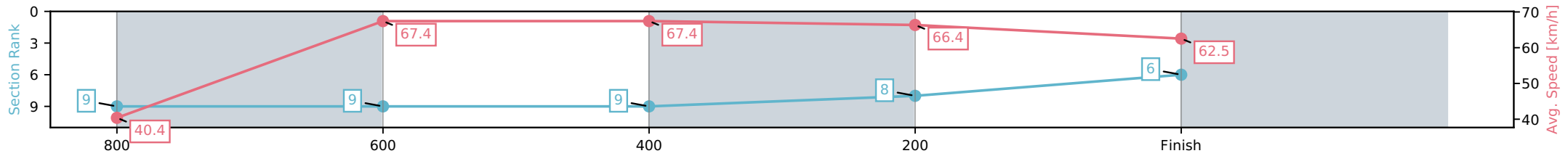
Horse/Jockey Name	Copper Sunset/Damien Boche
Finish Rank	6
Fastest Section Time (Section)	0:10.84 (800-600)
Top Speed [km/h] (Section)	69.7 (800-600)
Race State	Finished



Gatton QLD --Professional-2026-04-10
 Race 5: ERROL & ROCHELLE BACHMANN BENCHMARK 60
 Handicap - 860m
 10 April 2026 - 2:12PM
 Track Rating: Soft 5, Weather: Fine, Rail Position: True Entire Circuit



Section	L860	L600	L400	L200	L0
Section Times	0:50.27 (0:05.94)	0:44.33 [9] (0:10.84)	0:33.49 [9] (0:11.06)	0:22.44 [8] (0:10.96)	0:11.48 [6] (0:11.48)
Average Speed [km/h]	40.4	67.4	67.4	66.4	62.5
Top Speed [km/h]	58.6	69.7	69.5	67.7	65.5
Avg. Dist. to Rail [m]	11.5	5.8	5.7	6.0	9.7
Avg. Stride Freq. [Hz]	2.5	2.6	2.6	2.5	2.4
Avg. Stride Length [m]	5.2	7.1	7.4	7.4	7.3



[] Ranking at each section and finish
 -:-:- No data available at this section
 NA No data available

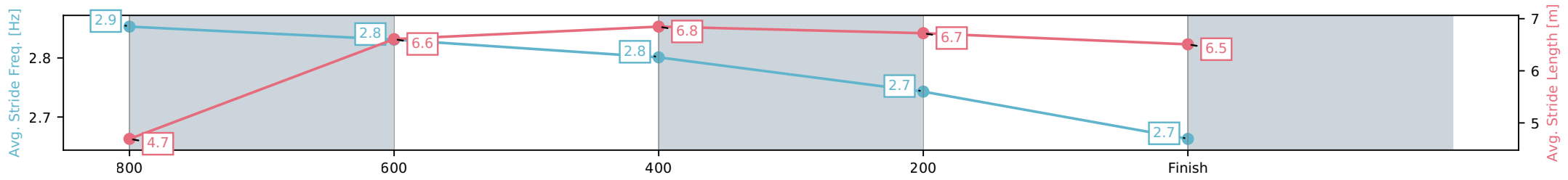
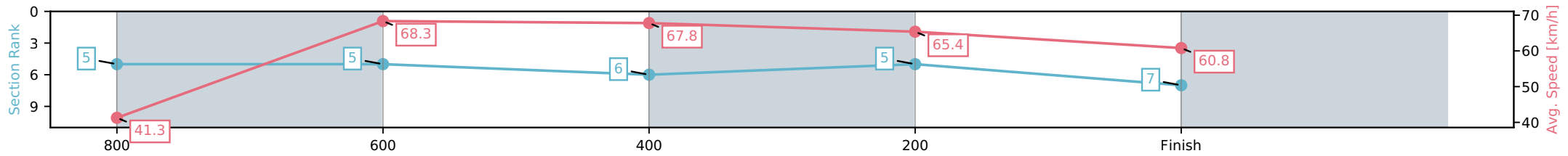
Horse/Jockey Name	Levar/Steph Tierney
Finish Rank	7
Fastest Section Time (Section)	0:10.66 (800-600)
Top Speed [km/h] (Section)	70.7 (800-600)
Race State	Finished



Gatton QLD --Professional-2026-04-10
 Race 5: ERROL & ROCHELLE BACHMANN BENCHMARK 60
 Handicap - 860m
 10 April 2026 - 2:12PM
 Track Rating: Soft 5, Weather: Fine, Rail Position: True Entire Circuit



Section	L860	L600	L400	L200	L0
Section Times	0:50.33 (0:05.82)	0:44.51 [5] (0:10.66)	0:33.84 [6] (0:10.99)	0:22.85 [5] (0:11.07)	0:11.77 [7] (0:11.77)
Average Speed [km/h]	41.3	68.3	67.8	65.4	60.8
Top Speed [km/h]	59.5	70.7	70.2	66.2	63.7
Avg. Dist. to Rail [m]	9.7	5.2	5.4	3.4	2.7
Avg. Stride Freq. [Hz]	2.9	2.8	2.8	2.7	2.7
Avg. Stride Length [m]	4.7	6.6	6.8	6.7	6.5



[] Ranking at each section and finish
 -.-.- No data available at this section
 NA No data available

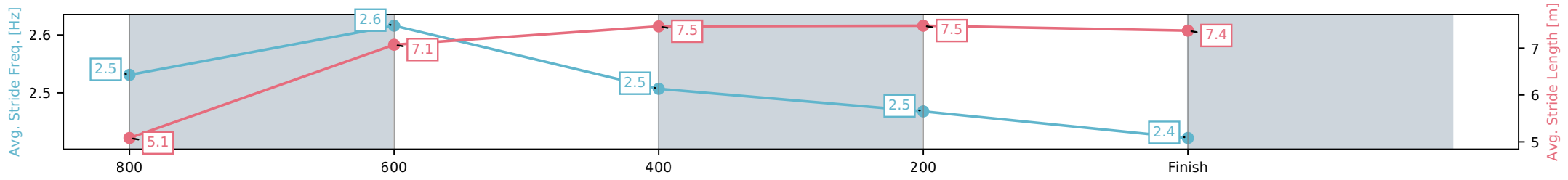
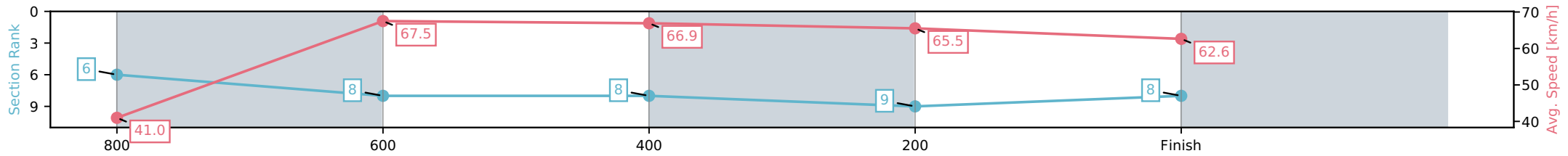
Horse/Jockey Name	Wise Choice/Chloe Lowe
Finish Rank	8
Fastest Section Time (Section)	0:10.81 (800-600)
Top Speed [km/h] (Section)	69.0 (800-600)
Race State	Finished



Gatton QLD --Professional-2026-04-10
 Race 5: ERROL & ROCHELLE BACHMANN BENCHMARK 60
 Handicap - 860m
 10 April 2026 - 2:12PM
 Track Rating: Soft 5, Weather: Fine, Rail Position: True Entire Circuit



Section	L860	L600	L400	L200	L0
Section Times	0:50.37 (0:05.89)	0:44.48 [8] (0:10.81)	0:33.67 [8] (0:11.12)	0:22.55 [9] (0:11.09)	0:11.45 [8] (0:11.45)
Average Speed [km/h]	41.0	67.5	66.9	65.5	62.6
Top Speed [km/h]	60.4	69.0	68.6	66.5	65.3
Avg. Dist. to Rail [m]	7.7	5.0	5.5	5.4	4.2
Avg. Stride Freq. [Hz]	2.5	2.6	2.5	2.5	2.4
Avg. Stride Length [m]	5.1	7.1	7.5	7.5	7.4



[] Ranking at each section and finish
 -.-.- No data available at this section
 NA No data available

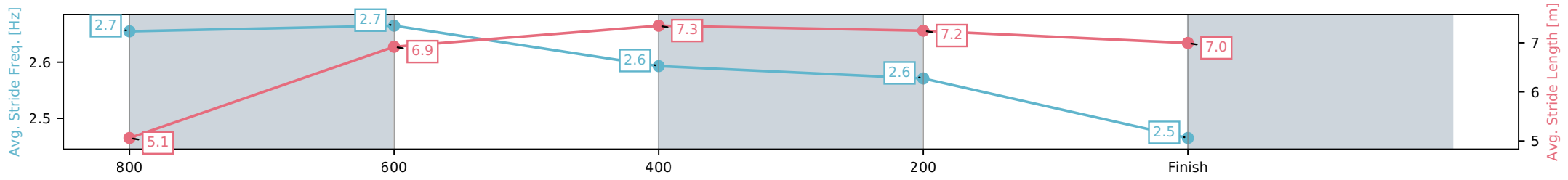
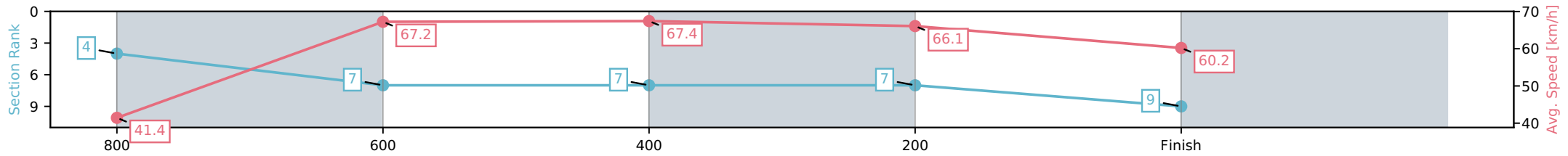
Horse/Jockey Name	Master Miyagi/Olivia Kendal
Finish Rank	9
Fastest Section Time (Section)	0:10.86 (800-600)
Top Speed [km/h] (Section)	68.8 (800-600)
Race State	Finished



Gatton QLD --Professional-2026-04-10
 Race 5: ERROL & ROCHELLE BACHMANN BENCHMARK 60
 Handicap - 860m
 10 April 2026 - 2:12PM
 Track Rating: Soft 5, Weather: Fine, Rail Position: True Entire Circuit



Section	L860	L600	L400	L200	L0
Section Times	0:50.70 (0:05.81)	0:44.89 [7] (0:10.86)	0:34.04 [7] (0:11.13)	0:22.91 [7] (0:11.00)	0:11.91 [9] (0:11.91)
Average Speed [km/h]	41.4	67.2	67.4	66.1	60.2
Top Speed [km/h]	58.9	68.8	68.4	67.3	64.1
Avg. Dist. to Rail [m]	8.8	5.4	6.6	5.9	9.3
Avg. Stride Freq. [Hz]	2.7	2.7	2.6	2.6	2.5
Avg. Stride Length [m]	5.1	6.9	7.3	7.2	7.0



[] Ranking at each section and finish
 -:-:- No data available at this section
 NA No data available



Gatton QLD

Race 6: GREG ELLIOT MEMORIAL CUP BENCHMARK 62 HANDICAP - Apprentice Jockeys only - 1100m

10 April 2026 - 2:50PM



Track Rating: Soft 5, Weather: Fine, Rail Position: True Entire Circuit

Field Times (Race Tempo) 1:04.65 0:56.80 0:46.06 0:35.08 0:23.60 0:12.04
 (0:07.84) (0:10.75) (0:10.97) (0:11.48) (0:11.56) (0:12.04)

Rank	TAB#	Horse	Overall Time	First 400m	Top Speed km/h (Section)	L1100	L1000	L800	L600	L400	L200		
	(BAR#)	Jockey	Margin (DT-W)	Last 600m	Fastest Section (Time)	Start - 1000	1000 - 800	800 - 600	600 - 400	400 - 200	200 - Finish		
1	1	Apollo Ten	1:04.65	0:24.39	67.8 (1000-800)	1:04.65	0:56.59 [6]	0:45.63 [5]	0:34.76 [5]	0:23.29 [3]	0:12.04 [1]		
	(9)	Tahlia Fenlon		0:34.76	800-600 (0:10.88)	(0:08.06)	(0:10.96)	(0:10.88)	(0:11.47)	(0:11.25)	(0:12.04)		
2	6	Charmed Passage	1:04.70	0:24.27	67.5 (1000-800)	1:04.70	0:56.80 [3]	0:45.90 [3]	0:34.84 [4]	0:23.21 [5]	0:11.76 [6]		
	(2)	Emma Simsir	0.3L (-7)	0:34.84	1000-800 (0:10.90)	(0:07.90)	(0:10.90)	(0:11.06)	(0:11.62)	(0:11.46)	(0:11.76)		
3	14	Helikedempretty	1:04.87	0:24.30	68.0 (1000-800)	1:04.87	0:56.93 [4]	0:46.01 [4]	0:35.02 [3]	0:23.46 [4]	0:12.04 [4]		
	(8)	Reece O'Connell	1.3L (-1)	0:35.02	1000-800 (0:10.93)	(0:07.94)	(0:10.93)	(0:10.98)	(0:11.56)	(0:11.42)	(0:12.04)		
4	3	Hoot 'N' Holler	1:04.96	0:24.50	69.0 (1000-800)	1:04.96	0:56.64 [9]	0:45.89 [6]	0:34.98 [7]	0:23.40 [6]	0:12.04 [5]		
	(3)	Colleen Krahenen	1.8L (-6)	0:34.98	1000-800 (0:10.75)	(0:08.32)	(0:10.75)	(0:10.91)	(0:11.58)	(0:11.36)	(0:12.04)		
5	11	Charlotte's Here	1:05.06	0:24.11	67.9 (1000-800)	1:05.06	0:57.17 [2]	0:46.36 [2]	0:35.40 [2]	0:23.78 [2]	0:12.39 [2]		
	(6)	Bailie Baker	2.4L (-1)	0:35.40	1000-800 (0:10.81)	(0:07.89)	(0:10.81)	(0:10.96)	(0:11.62)	(0:11.39)	(0:12.39)		
6	15	Embolden	1:05.18	0:25.04	67.2 (800-600)	1:05.18	0:56.70 [11]	0:45.62 [10]	0:34.60 [10]	0:23.12 [10]	0:11.91 [9]		
	(12)	Montana Philpot	3.1L (-3)	0:34.61	800-600 (0:11.01)	(0:08.48)	(0:11.08)	(0:11.01)	(0:11.48)	(0:11.22)	(0:11.91)		
7	4	Tsukino	1:05.18	0:24.52	68.8 (800-600)	1:05.18	0:56.91 [8]	0:45.97 [8]	0:35.21 [6]	0:23.58 [7]	0:12.20 [7]		
	(7)	Jess Emmerson	3.1L (+2)	0:35.20	800-600 (0:10.76)	(0:08.27)	(0:10.94)	(0:10.76)	(0:11.62)	(0:11.38)	(0:12.20)		
8	10	Ocean Joy	1:05.33	0:25.39	67.1 (600-400)	1:05.33	0:56.81 [12]	0:45.53 [12]	0:34.39 [12]	0:23.01 [11]	0:11.76 [11]		
	(1)	Rob Thorburn	4.0L (-6)	0:34.40	800-600 (0:11.14)	(0:08.52)	(0:11.28)	(0:11.14)	(0:11.38)	(0:11.26)	(0:11.76)		
9	8	Electric Arrow	1:05.48	0:24.51	67.7 (800-600)	1:05.48	0:57.26 [7]	0:46.36 [7]	0:35.50 [8]	0:23.80 [8]	0:12.31 [8]		
	(5)	Stacey Callow	4.9L (-3)	0:35.49	800-600 (0:10.86)	(0:08.22)	(0:10.90)	(0:10.86)	(0:11.69)	(0:11.49)	(0:12.31)		
10	13	Azafran	1:05.69	0:25.20	66.5 (800-600)	1:05.69	0:57.29 [10]	0:46.11 [11]	0:34.88 [11]	0:23.32 [12]	0:11.85 [12]		
	(10)	Corey Sutherland	6.1L (-2)	0:34.88	1000-800 (0:11.18)	(0:08.40)	(0:11.18)	(0:11.23)	(0:11.55)	(0:11.48)	(0:11.85)		

Scratched: Mr Wandji (#2), Adalie (#5), Broadbeach Miss (#9), Lucky Lass (#12), DARTH Invader (#16), Blue Eye Dame (#17), Babalola (#19)

Report Created: Fri 10 April 2026

(Note: Races are conducted over an approximate distance as close as possible to the advertised distance, and recorded data may vary accordingly. Official times refer to race times only and do not include handicap times.)

[] Position in running at each section and finish TAB# Saddle cloth number

Fastest split

-:--:-- No data available at this section

BAR# Barrier/Gate Position

Fastest section

NA No data available

DNF Did not finish

DNT Did not track

DT-W Distance travelled compared to winner in metres



Gatton QLD

Race 6: GREG ELLIOT MEMORIAL CUP BENCHMARK 62 HANDICAP - Apprentice Jockeys only - 1100m

10 April 2026 - 2:50PM



LOCKYER VALLEY
- TURF CLUB -

Track Rating: Soft 5, Weather: Fine, Rail Position: True Entire Circuit

Field Times	1:04.65	0:56.80	0:46.06	0:35.08	0:23.60	0:12.04
(Race Tempo)	(0:07.84)	(0:10.75)	(0:10.97)	(0:11.48)	(0:11.56)	(0:12.04)

Rank	TAB#	Horse	Overall Time	First 400m	Top Speed km/h (Section)	L1100	L1000	L800	L600	L400	L200		
	(BAR#)	Jockey	Margin (DT-W)	Last 600m	Fastest Section (Time)	Start - 1000	1000 - 800	800 - 600	600 - 400	400 - 200	200 - Finish		
11	18	Amphawa	1:05.79	0:24.01	68.5 (1000-800)	1:05.79	0:57.94 [1]	0:47.20 [1]	0:36.22 [1]	0:24.74 [1]	0:13.08 [3]		
	(4)	Kayla Barker	6.7L (-7)	0:36.22	1000-800 (0:10.75)	(0:07.84)	(0:10.75)	(0:10.97)	(0:11.48)	(0:11.66)	(0:13.08)		
12	7	Gold Revolution	1:06.23	0:24.58	69.0 (800-600)	1:06.23	0:58.20 [5]	0:46.99 [9]	0:36.10 [9]	0:24.41 [9]	0:12.80 [10]		
	(11)	Steph Tierney	9.3L (+7)	0:36.10	800-600 (0:10.88)	(0:08.03)	(0:11.21)	(0:10.88)	(0:11.70)	(0:11.60)	(0:12.80)		

Scratched: Mr Wandji (#2), Adalie (#5), Broadbeach Miss (#9), Lucky Lass (#12), Darth Invader (#16), Blue Eye Dame (#17), Babalola (#19)

Horse/Jockey Name	Apollo Ten/Tahlia Fenlon
Finish Rank	1
Fastest Section Time (Section)	0:10.88 (800-600)
Top Speed [km/h] (Section)	67.8 (1000-800)
Race State	Finished



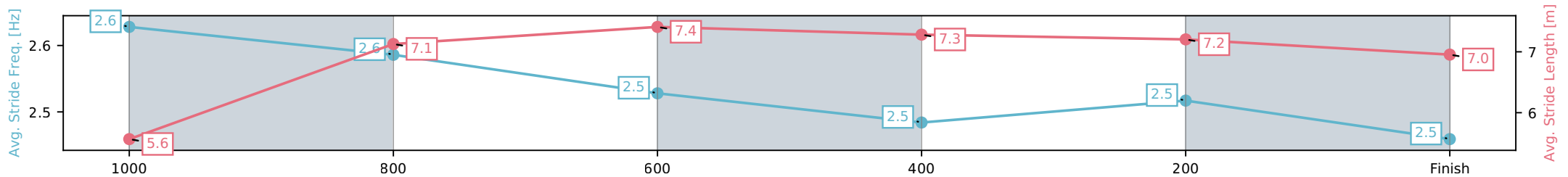
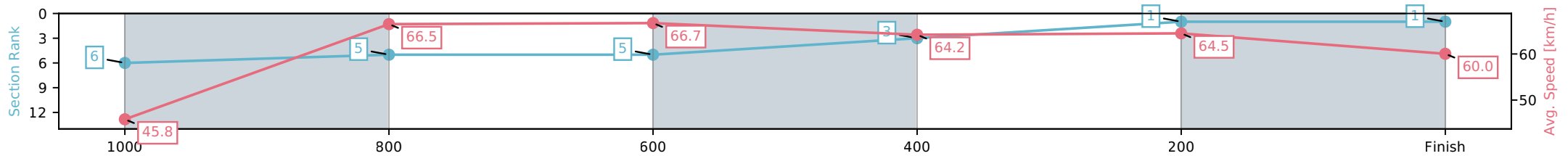
Gatton QLD --Professional-2026-04-10
 Race 6: GREG ELLIOT MEMORIAL CUP BENCHMARK 62
 HANDICAP - Apprentice Jockeys only - 1100m



10 April 2026 - 2:50PM

Track Rating: Soft 5, Weather: Fine, Rail Position: True Entire Circuit

Section	L1100	L1000	L800	L600	L400	L200
Section Times	1:04.65 (0:08.06)	0:56.59 [5] (0:10.96)	0:45.63 [5] (0:10.88)	0:34.76 [3] (0:11.47)	0:23.29 [1] (0:11.25)	0:12.04 [1] (0:12.04)
Average Speed [km/h]	45.8	66.5	66.7	64.2	64.5	60.0
Top Speed [km/h]	63.4	67.8	67.8	65.8	65.1	63.1
Avg. Dist. to Rail [m]	8.2	3.9	2.8	3.4	5.1	6.9
Avg. Stride Freq. [Hz]	2.6	2.6	2.5	2.5	2.5	2.5
Avg. Stride Length [m]	5.6	7.1	7.4	7.3	7.2	7.0



[] Ranking at each section and finish
 -:-:- No data available at this section
 NA No data available

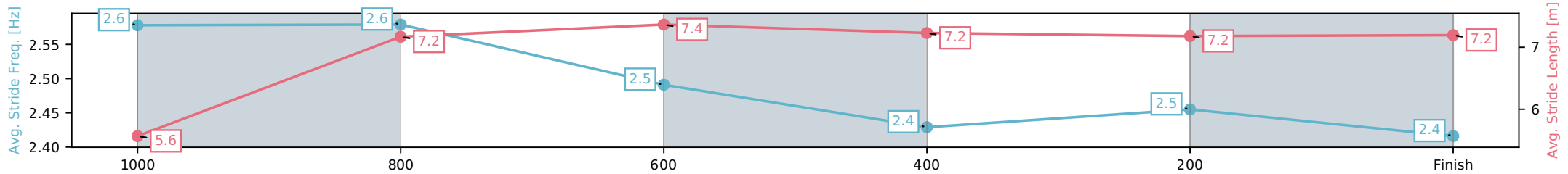
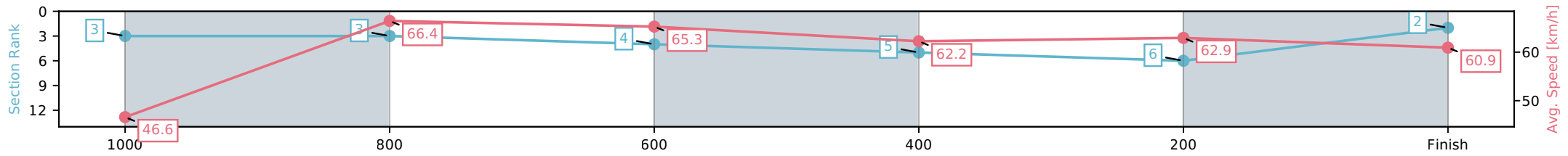
Horse/Jockey Name	Charmed Passage/Emma Simsir
Finish Rank	2
Fastest Section Time (Section)	0:10.90 (1000-800)
Top Speed [km/h] (Section)	67.5 (1000-800)
Race State	Finished



Gatton QLD --Professional-2026-04-10
 Race 6: GREG ELLIOT MEMORIAL CUP BENCHMARK 62
 HANDICAP - Apprentice Jockeys only - 1100m
 10 April 2026 - 2:50PM
 Track Rating: Soft 5, Weather: Fine, Rail Position: True Entire Circuit



Section	L1100	L1000	L800	L600	L400	L200
Section Times	1:04.70 (0:07.90)	0:56.80 [3] (0:10.90)	0:45.90 [4] (0:11.06)	0:34.84 [5] (0:11.62)	0:23.21 [6] (0:11.46)	0:11.76 [2] (0:11.76)
Average Speed [km/h]	46.6	66.4	65.3	62.2	62.9	60.9
Top Speed [km/h]	63.0	67.5	66.5	65.3	63.5	63.3
Avg. Dist. to Rail [m]	3.3	1.5	1.1	0.8	0.7	1.9
Avg. Stride Freq. [Hz]	2.6	2.6	2.5	2.4	2.5	2.4
Avg. Stride Length [m]	5.6	7.2	7.4	7.2	7.2	7.2



[] Ranking at each section and finish
 -.-.- No data available at this section
 NA No data available

Horse/Jockey Name	Helikedempretty/Reece O'Connell
Finish Rank	3
Fastest Section Time (Section)	0:10.93 (1000-800)
Top Speed [km/h] (Section)	68.0 (1000-800)
Race State	Finished



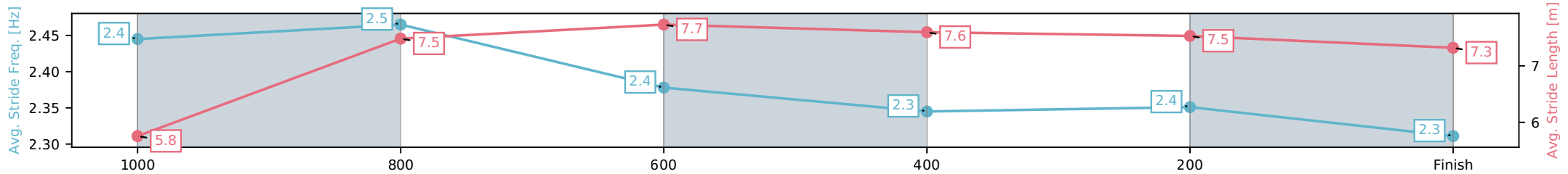
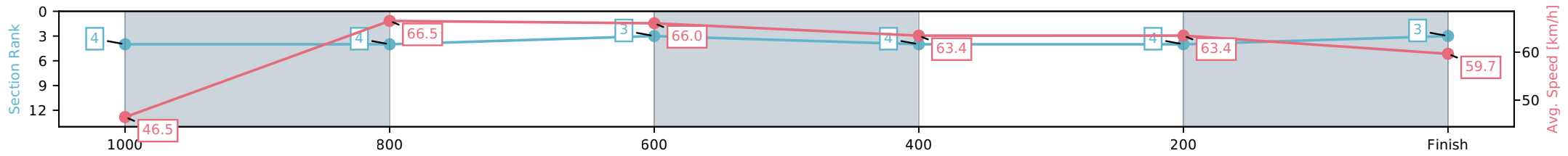
Gatton QLD --Professional-2026-04-10
 Race 6: GREG ELLIOT MEMORIAL CUP BENCHMARK 62
 HANDICAP - Apprentice Jockeys only - 1100m



10 April 2026 - 2:50PM

Track Rating: Soft 5, Weather: Fine, Rail Position: True Entire Circuit

Section	L1100	L1000	L800	L600	L400	L200
Section Times	1:04.87 (0:07.94)	0:56.93 [4] (0:10.93)	0:46.01 [3] (0:10.98)	0:35.02 [4] (0:11.56)	0:23.46 [4] (0:11.42)	0:12.04 [3] (0:12.04)
Average Speed [km/h]	46.5	66.5	66.0	63.4	63.4	59.7
Top Speed [km/h]	63.4	68.0	67.4	65.2	64.7	62.6
Avg. Dist. to Rail [m]	7.4	3.3	2.3	3.0	4.3	5.9
Avg. Stride Freq. [Hz]	2.4	2.5	2.4	2.3	2.4	2.3
Avg. Stride Length [m]	5.8	7.5	7.7	7.6	7.5	7.3



[] Ranking at each section and finish
 -:-:- No data available at this section
 NA No data available

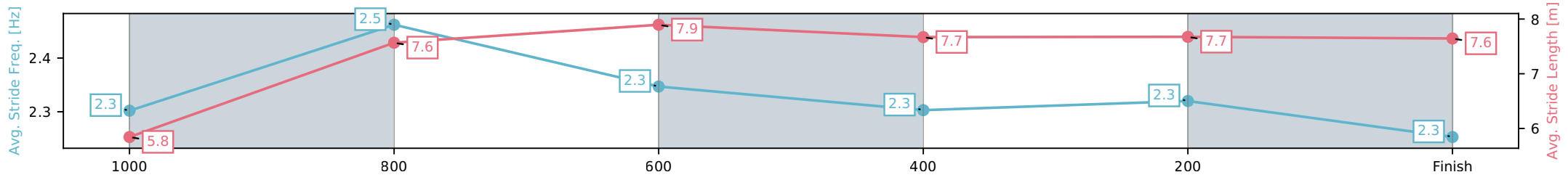
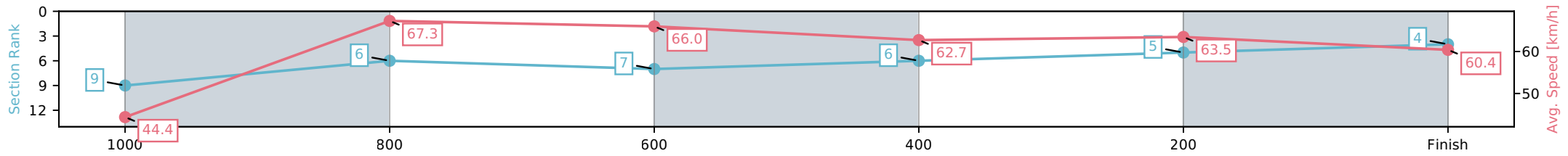
Horse/Jockey Name	Hoot 'N' Holler/Colleen Krahen
Finish Rank	4
Fastest Section Time (Section)	0:10.75 (1000-800)
Top Speed [km/h] (Section)	69.0 (1000-800)
Race State	Finished



Gatton QLD --Professional-2026-04-10
 Race 6: GREG ELLIOT MEMORIAL CUP BENCHMARK 62
 HANDICAP - Apprentice Jockeys only - 1100m
 10 April 2026 - 2:50PM
 Track Rating: Soft 5, Weather: Fine, Rail Position: True Entire Circuit



Section	L1100	L1000	L800	L600	L400	L200
Section Times	1:04.96 (0:08.32)	0:56.64 [6] (0:10.75)	0:45.89 [7] (0:10.91)	0:34.98 [6] (0:11.58)	0:23.40 [5] (0:11.36)	0:12.04 [4] (0:12.04)
Average Speed [km/h]	44.4	67.3	66.0	62.7	63.5	60.4
Top Speed [km/h]	62.4	69.0	66.9	64.8	64.1	62.5
Avg. Dist. to Rail [m]	3.8	1.2	0.8	1.2	2.0	2.2
Avg. Stride Freq. [Hz]	2.3	2.5	2.3	2.3	2.3	2.3
Avg. Stride Length [m]	5.8	7.6	7.9	7.7	7.7	7.6



[] Ranking at each section and finish
 -:-:- No data available at this section
 NA No data available

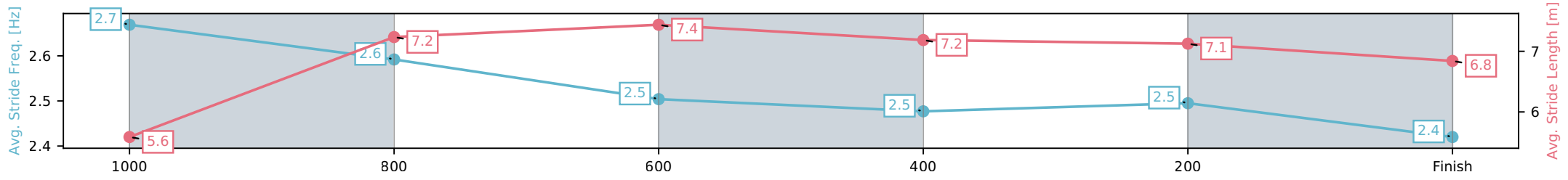
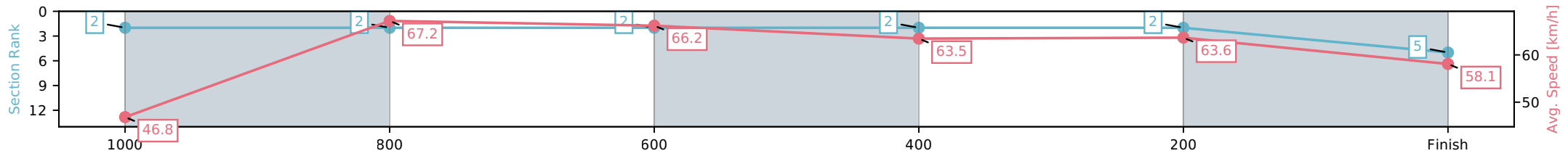
Horse/Jockey Name	Charlotte's Here/Bailie Baker
Finish Rank	5
Fastest Section Time (Section)	0:10.81 (1000-800)
Top Speed [km/h] (Section)	67.9 (1000-800)
Race State	Finished



Gatton QLD --Professional-2026-04-10
 Race 6: GREG ELLIOT MEMORIAL CUP BENCHMARK 62
 HANDICAP - Apprentice Jockeys only - 1100m
 10 April 2026 - 2:50PM
 Track Rating: Soft 5, Weather: Fine, Rail Position: True Entire Circuit



Section	L1100	L1000	L800	L600	L400	L200
Section Times	1:05.06 (0:07.89)	0:57.17 [2] (0:10.81)	0:46.36 [2] (0:10.96)	0:35.40 [2] (0:11.62)	0:23.78 [2] (0:11.39)	0:12.39 [5] (0:12.39)
Average Speed [km/h]	46.8	67.2	66.2	63.5	63.6	58.1
Top Speed [km/h]	65.1	67.9	67.2	65.1	65.2	61.6
Avg. Dist. to Rail [m]	6.6	3.0	2.9	3.9	4.3	5.1
Avg. Stride Freq. [Hz]	2.7	2.6	2.5	2.5	2.5	2.4
Avg. Stride Length [m]	5.6	7.2	7.4	7.2	7.1	6.8



[] Ranking at each section and finish
 -.-.- No data available at this section
 NA No data available

Horse/Jockey Name	Embolden/Montana Philpot
Finish Rank	6
Fastest Section Time (Section)	0:11.01 (800-600)
Top Speed [km/h] (Section)	67.2 (800-600)
Race State	Finished



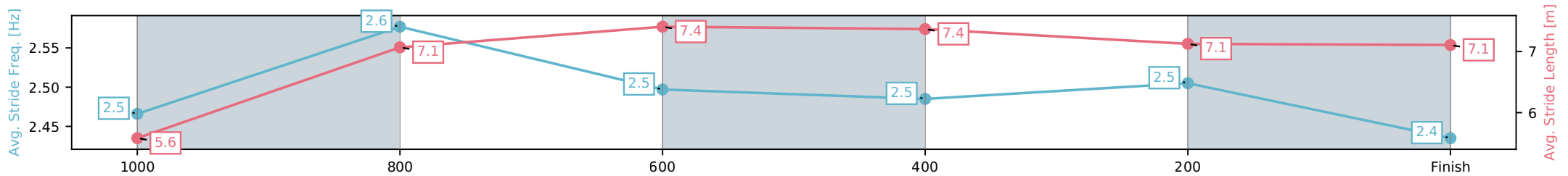
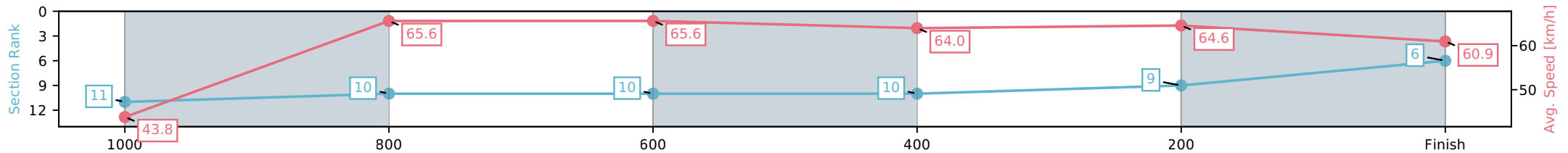
Gatton QLD --Professional-2026-04-10
 Race 6: GREG ELLIOT MEMORIAL CUP BENCHMARK 62
 HANDICAP - Apprentice Jockeys only - 1100m



10 April 2026 - 2:50PM

Track Rating: Soft 5, Weather: Fine, Rail Position: True Entire Circuit

Section	L1100	L1000	L800	L600	L400	L200
Section Times	1:05.18 (0:08.48)	0:56.70 [10] (0:11.08)	0:45.62 [10] (0:11.01)	0:34.60 [10] (0:11.48)	0:23.12 [9] (0:11.22)	0:11.91 [6] (0:11.91)
Average Speed [km/h]	43.8	65.6	65.6	64.0	64.6	60.9
Top Speed [km/h]	61.7	66.7	67.2	65.3	65.0	63.8
Avg. Dist. to Rail [m]	9.9	3.1	1.6	2.9	3.4	4.7
Avg. Stride Freq. [Hz]	2.5	2.6	2.5	2.5	2.5	2.4
Avg. Stride Length [m]	5.6	7.1	7.4	7.4	7.1	7.1



- [] Ranking at each section and finish
- :-:- No data available at this section
- NA No data available

Horse/Jockey Name	Tsukino/Jess Emmerson
Finish Rank	7
Fastest Section Time (Section)	0:10.76 (800-600)
Top Speed [km/h] (Section)	68.8 (800-600)
Race State	Finished



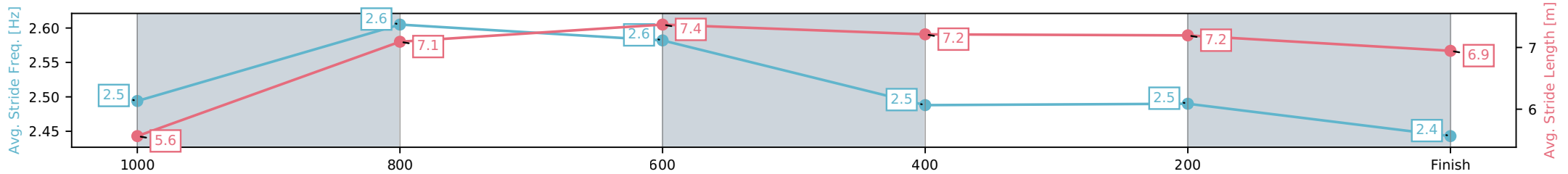
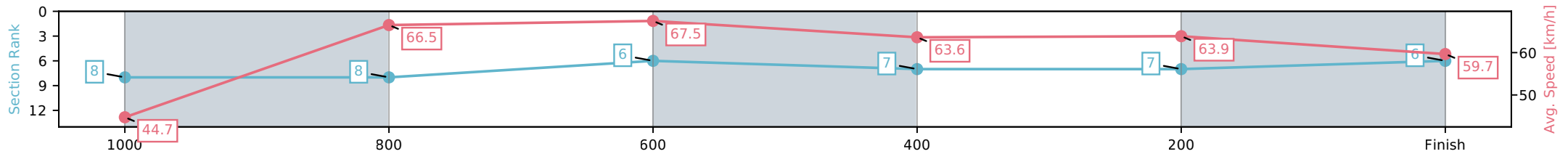
Gatton QLD --Professional-2026-04-10
 Race 6: GREG ELLIOT MEMORIAL CUP BENCHMARK 62
 HANDICAP - Apprentice Jockeys only - 1100m



10 April 2026 - 2:50PM

Track Rating: Soft 5, Weather: Fine, Rail Position: True Entire Circuit

Section	L1100	L1000	L800	L600	L400	L200
Section Times	1:05.18 (0:08.27)	0:56.91 [8] (0:10.94)	0:45.97 [6] (0:10.76)	0:35.21 [7] (0:11.62)	0:23.58 [7] (0:11.38)	0:12.20 [6] (0:12.20)
Average Speed [km/h]	44.7	66.5	67.5	63.6	63.9	59.7
Top Speed [km/h]	61.9	67.5	68.8	65.2	64.5	62.7
Avg. Dist. to Rail [m]	6.7	3.4	3.2	4.3	5.5	6.4
Avg. Stride Freq. [Hz]	2.5	2.6	2.6	2.5	2.5	2.4
Avg. Stride Length [m]	5.6	7.1	7.4	7.2	7.2	6.9



- [] Ranking at each section and finish
- :-:- No data available at this section
- NA No data available

Horse/Jockey Name	Ocean Joy/Rob Thorburn
Finish Rank	8
Fastest Section Time (Section)	0:11.14 (800-600)
Top Speed [km/h] (Section)	67.1 (600-400)
Race State	Finished



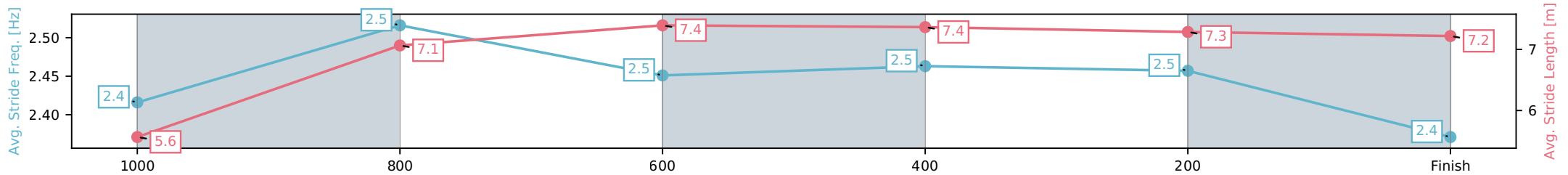
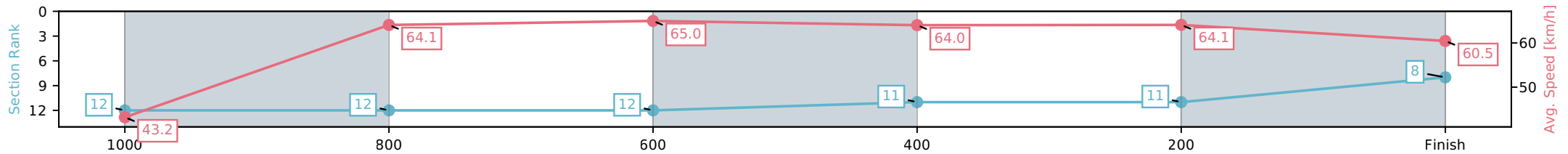
Gatton QLD --Professional-2026-04-10
 Race 6: GREG ELLIOT MEMORIAL CUP BENCHMARK 62
 HANDICAP - Apprentice Jockeys only - 1100m



10 April 2026 - 2:50PM

Track Rating: Soft 5, Weather: Fine, Rail Position: True Entire Circuit

Section	L1100	L1000	L800	L600	L400	L200
Section Times	1:05.33 (0:08.52)	0:56.81 [12] (0:11.28)	0:45.53 [12] (0:11.14)	0:34.39 [11] (0:11.38)	0:23.01 [11] (0:11.26)	0:11.76 [8] (0:11.76)
Average Speed [km/h]	43.2	64.1	65.0	64.0	64.1	60.5
Top Speed [km/h]	59.2	65.9	66.6	67.1	65.6	63.7
Avg. Dist. to Rail [m]	2.1	1.2	1.9	1.9	1.2	4.1
Avg. Stride Freq. [Hz]	2.4	2.5	2.5	2.5	2.5	2.4
Avg. Stride Length [m]	5.6	7.1	7.4	7.4	7.3	7.2



[] Ranking at each section and finish
 -:-:- No data available at this section
 NA No data available

Horse/Jockey Name	Electric Arrow/Stacey Callow
Finish Rank	9
Fastest Section Time (Section)	0:10.86 (800-600)
Top Speed [km/h] (Section)	67.7 (800-600)
Race State	Finished



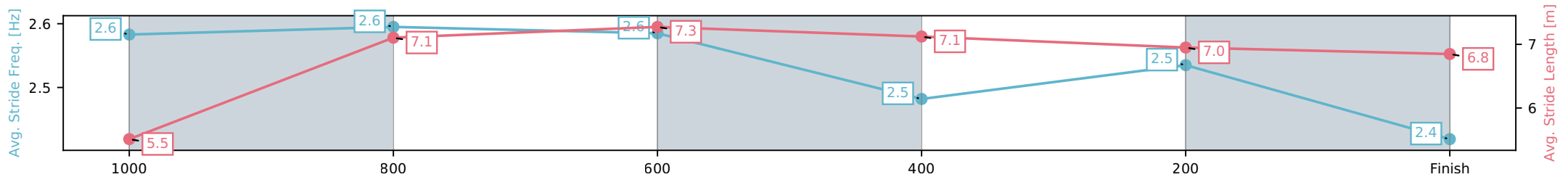
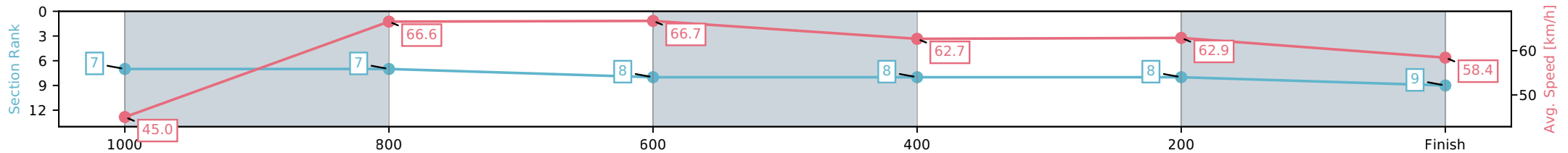
Gatton QLD --Professional-2026-04-10
 Race 6: GREG ELLIOT MEMORIAL CUP BENCHMARK 62
 HANDICAP - Apprentice Jockeys only - 1100m



10 April 2026 - 2:50PM

Track Rating: Soft 5, Weather: Fine, Rail Position: True Entire Circuit

Section	L1100	L1000	L800	L600	L400	L200
Section Times	1:05.48 (0:08.22)	0:57.26 [7] (0:10.90)	0:46.36 [8] (0:10.86)	0:35.50 [8] (0:11.69)	0:23.80 [8] (0:11.49)	0:12.31 [9] (0:12.31)
Average Speed [km/h]	45.0	66.6	66.7	62.7	62.9	58.4
Top Speed [km/h]	62.2	67.5	67.7	65.2	64.0	61.1
Avg. Dist. to Rail [m]	5.5	2.6	2.5	2.8	2.4	4.2
Avg. Stride Freq. [Hz]	2.6	2.6	2.6	2.5	2.5	2.4
Avg. Stride Length [m]	5.5	7.1	7.3	7.1	7.0	6.8



- [] Ranking at each section and finish
- :-:- No data available at this section
- NA No data available

Horse/Jockey Name	Azafran/Corey Sutherland
Finish Rank	10
Fastest Section Time (Section)	0:11.18 (1000-800)
Top Speed [km/h] (Section)	66.5 (800-600)
Race State	Finished



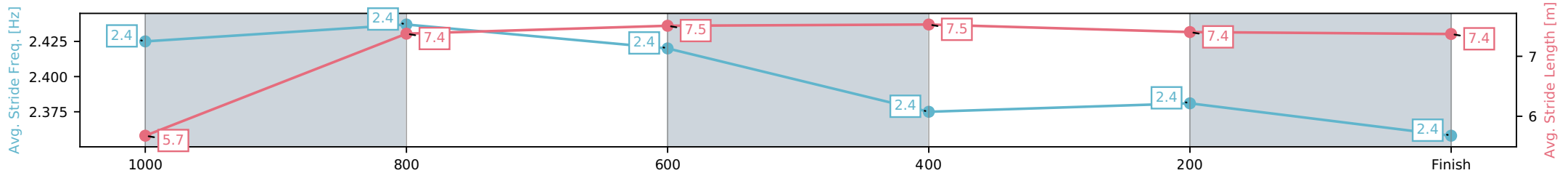
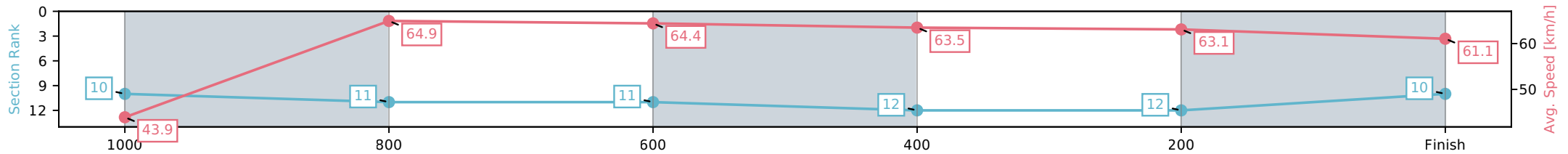
Gatton QLD --Professional-2026-04-10
 Race 6: GREG ELLIOT MEMORIAL CUP BENCHMARK 62
 HANDICAP - Apprentice Jockeys only - 1100m



10 April 2026 - 2:50PM

Track Rating: Soft 5, Weather: Fine, Rail Position: True Entire Circuit

Section	L1100	L1000	L800	L600	L400	L200
Section Times	1:05.69 (0:08.40)	0:57.29 [11] (0:11.18)	0:46.11 [11] (0:11.23)	0:34.88 [12] (0:11.55)	0:23.32 [12] (0:11.48)	0:11.85 [10] (0:11.85)
Average Speed [km/h]	43.9	64.9	64.4	63.5	63.1	61.1
Top Speed [km/h]	60.5	66.2	66.5	64.5	63.7	62.8
Avg. Dist. to Rail [m]	9.0	2.8	1.5	2.8	4.2	6.9
Avg. Stride Freq. [Hz]	2.4	2.4	2.4	2.4	2.4	2.4
Avg. Stride Length [m]	5.7	7.4	7.5	7.5	7.4	7.4



- [] Ranking at each section and finish
- :-:- No data available at this section
- NA No data available

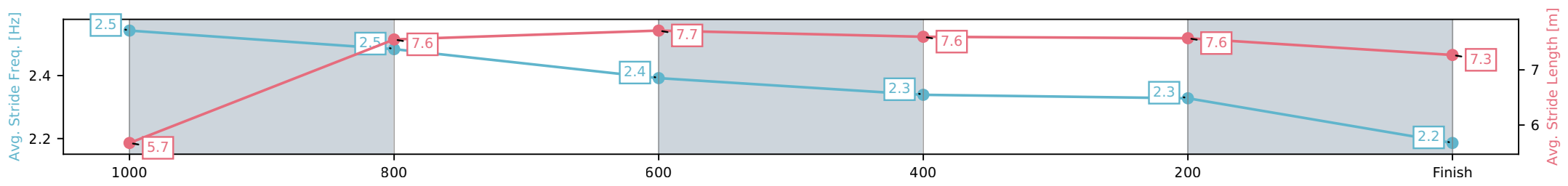
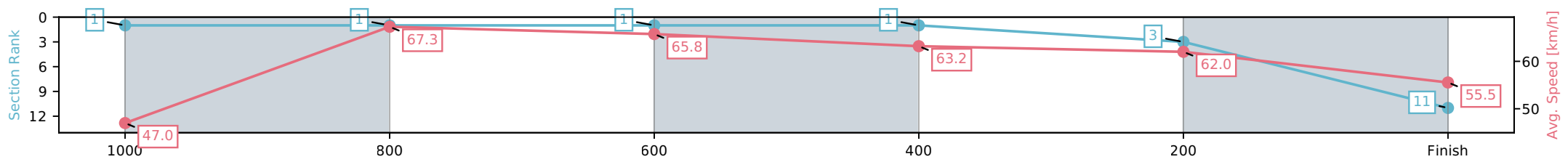
Horse/Jockey Name	Amphawa/Kayla Barker
Finish Rank	11
Fastest Section Time (Section)	0:10.75 (1000-800)
Top Speed [km/h] (Section)	68.5 (1000-800)
Race State	Finished



Gatton QLD --Professional-2026-04-10
 Race 6: GREG ELLIOT MEMORIAL CUP BENCHMARK 62
 HANDICAP - Apprentice Jockeys only - 1100m
 10 April 2026 - 2:50PM
 Track Rating: Soft 5, Weather: Fine, Rail Position: True Entire Circuit



Section	L1100	L1000	L800	L600	L400	L200
Section Times	1:05.79 (0:07.84)	0:57.94 [1] (0:10.75)	0:47.20 [1] (0:10.97)	0:36.22 [1] (0:11.48)	0:24.74 [3] (0:11.66)	0:13.08 [11] (0:13.08)
Average Speed [km/h]	47.0	67.3	65.8	63.2	62.0	55.5
Top Speed [km/h]	63.4	68.5	67.1	64.8	63.7	58.9
Avg. Dist. to Rail [m]	5.1	1.8	1.2	1.3	2.6	4.5
Avg. Stride Freq. [Hz]	2.5	2.5	2.4	2.3	2.3	2.2
Avg. Stride Length [m]	5.7	7.6	7.7	7.6	7.6	7.3



[] Ranking at each section and finish
 -:-:- No data available at this section
 NA No data available

Horse/Jockey Name	Gold Revolution/Steph Tierney
Finish Rank	12
Fastest Section Time (Section)	0:10.88 (800-600)
Top Speed [km/h] (Section)	69.0 (800-600)
Race State	Finished



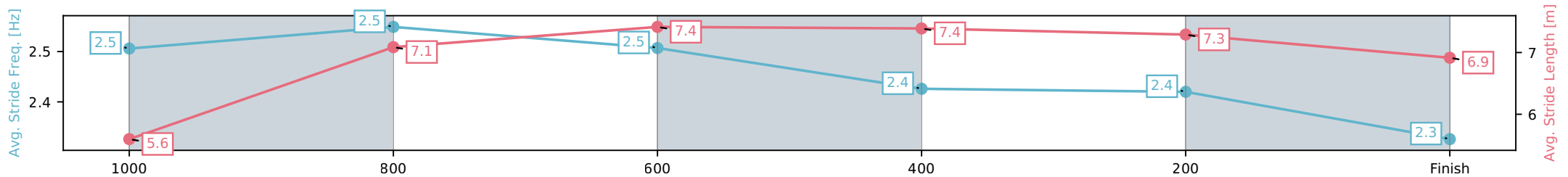
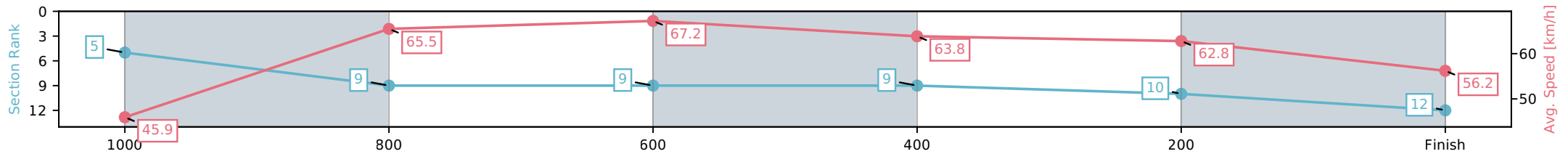
Gatton QLD --Professional-2026-04-10
 Race 6: GREG ELLIOT MEMORIAL CUP BENCHMARK 62
 HANDICAP - Apprentice Jockeys only - 1100m



10 April 2026 - 2:50PM

Track Rating: Soft 5, Weather: Fine, Rail Position: True Entire Circuit

Section	L1100	L1000	L800	L600	L400	L200
Section Times	1:06.23 (0:08.03)	0:58.20 [9] (0:11.21)	0:46.99 [9] (0:10.88)	0:36.10 [9] (0:11.70)	0:24.41 [10] (0:11.60)	0:12.80 [12] (0:12.80)
Average Speed [km/h]	45.9	65.5	67.2	63.8	62.8	56.2
Top Speed [km/h]	61.6	67.4	69.0	65.3	64.0	60.5
Avg. Dist. to Rail [m]	10.2	5.6	5.8	6.2	6.7	8.6
Avg. Stride Freq. [Hz]	2.5	2.5	2.5	2.4	2.4	2.3
Avg. Stride Length [m]	5.6	7.1	7.4	7.4	7.3	6.9



- [] Ranking at each section and finish
- :-:- No data available at this section
- NA No data available



Gatton QLD

Race 7: VINCE HAUSER & NOEL STAATZ RATINGS BAND 0 - 55 Handicap - 1100m

10 April 2026 - 3:23PM

Track Rating: Good 4, Weather: Fine, Rail Position: True Entire Circuit



LOCKYER VALLEY
- TURF CLUB -

Field Times (Race Tempo) 1:05.03 (0:08.03) 0:57.00 (0:10.65) 0:46.35 (0:10.94) 0:35.40 (0:11.81) 0:23.60 (0:11.61) 0:11.99 (0:11.99)

Rank	TAB#	Horse	Overall Time	First 400m	Top Speed km/h (Section)	L1100	L1000	L800	L600	L400	L200		
	(BAR#)	Jockey	Margin (DT-W)	Last 600m	Fastest Section (Time)	Start - 1000	1000 - 800	800 - 600	600 - 400	400 - 200	200 - Finish		
1	15	Russian Ripper	1:05.03	0:24.32	68.1 (1000-800)	1:05.03	0:56.91 [3]	0:46.11 [2]	0:35.13 [2]	0:23.51 [2]	0:11.98 [2]		
	(4)	Montanna Savva		0:35.13	1000-800 (0:10.79)	(0:08.12)	(0:10.79)	(0:10.98)	(0:11.62)	(0:11.53)	(0:11.98)		
2	13	Peach Galantes	1:05.05	0:24.38	68.3 (1000-800)	1:05.05	0:56.96 [2]	0:46.09 [3]	0:35.08 [3]	0:23.52 [3]	0:11.98 [3]		
	(11)	Bailie Baker	0.1L (+6)	0:35.08	1000-800 (0:10.86)	(0:08.09)	(0:10.86)	(0:11.01)	(0:11.56)	(0:11.54)	(0:11.98)		
3	1	Smackeroony	1:05.15	0:24.08	68.7 (1000-800)	1:05.15	0:57.12 [1]	0:46.47 [1]	0:35.52 [1]	0:23.72 [1]	0:12.11 [1]		
	(10)	Olivia Kendal	0.7L (+2)	0:35.52	1000-800 (0:10.65)	(0:08.03)	(0:10.65)	(0:10.94)	(0:11.81)	(0:11.60)	(0:12.11)		
4	14	Pacific Pirate	1:05.35	0:25.13	66.7 (800-600)	1:05.35	0:56.77 [12]	0:45.65 [9]	0:34.77 [8]	0:23.33 [7]	0:11.83 [7]		
	(8)	Shakira Bailey	1.9L (+2)	0:34.77	800-600 (0:10.88)	(0:08.58)	(0:11.12)	(0:10.88)	(0:11.44)	(0:11.50)	(0:11.83)		
5	3	Royal Bombadier	1:05.39	0:24.86	67.4 (800-600)	1:05.39	0:57.08 [6]	0:45.91 [7]	0:35.01 [6]	0:23.28 [8]	0:11.66 [8]		
	(1)	Reece O'Connell	2.1L (-2)	0:35.01	800-600 (0:10.89)	(0:08.31)	(0:11.17)	(0:10.89)	(0:11.73)	(0:11.62)	(0:11.66)		
6	2	Mystery Power	1:05.65	0:25.47	67.5 (800-600)	1:05.65	0:57.24 [9]	0:45.68 [12]	0:34.74 [12]	0:23.36 [9]	0:11.90 [9]		
	(12)	Damien Boche	3.6L (+4)	0:34.75	800-600 (0:10.94)	(0:08.41)	(0:11.56)	(0:10.94)	(0:11.39)	(0:11.46)	(0:11.90)		
7	10	Heavenly Az	1:05.68	0:24.50	67.9 (800-600)	1:05.68	0:57.52 [4]	0:46.56 [4]	0:35.61 [4]	0:23.94 [4]	0:12.35 [4]		
	(2)	Nathan Thomas	3.9L (+3)	0:35.62	800-600 (0:10.95)	(0:08.16)	(0:10.96)	(0:10.95)	(0:11.68)	(0:11.59)	(0:12.35)		
8	6	Groove Jet	1:05.72	0:24.85	67.3 (1000-800)	1:05.72	0:57.32 [8]	0:46.27 [6]	0:35.34 [7]	0:23.73 [6]	0:12.24 [6]		
	(6)	Fred Larson	4.1L (+5)	0:35.33	800-600 (0:10.93)	(0:08.40)	(0:11.05)	(0:10.93)	(0:11.61)	(0:11.48)	(0:12.24)		
9	4	Rainsitpours	1:05.90	0:24.66	68.6 (800-600)	1:05.90	0:57.66 [5]	0:46.60 [5]	0:35.72 [5]	0:24.11 [5]	0:12.45 [5]		
	(5)	Danny Peisley	5.2L (+6)	0:35.72	800-600 (0:10.88)	(0:08.24)	(0:11.06)	(0:10.88)	(0:11.61)	(0:11.66)	(0:12.45)		
10	5	Stylish Joker	1:05.97	0:25.31	66.2 (800-600)	1:05.97	0:57.45 [11]	0:46.15 [11]	0:35.15 [10]	0:23.46 [10]	0:12.09 [10]		
	(9)	Karl Zechner	5.6L (+3)	0:35.14	800-600 (0:11.00)	(0:08.52)	(0:11.30)	(0:11.00)	(0:11.68)	(0:11.37)	(0:12.09)		

Scratched: Master Miyagi (#7), She's Brutal (#9), Cherry Lips (#12), Little Show (#16), Galactic Legend (#17), Step On Fire (#18), Exceed The Sky (#19), Costa Catori (#20)

Report Created: Fri 10 April 2026

(Note: Races are conducted over an approximate distance as close as possible to the advertised distance, and recorded data may vary accordingly. Official times refer to race times only and do not include handicap times.)

[] Position in running at each section and finish TAB# Saddle cloth number

-:--:-- No data available at this section

NA No data available

DNT Did not track

BAR# Barrier/Gate Position

DNF Did not finish

DT-W Distance travelled compared to winner in metres

Fastest split

Fastest section



Gatton QLD

Race 7: VINCE HAUSER & NOEL STAATZ RATINGS BAND 0 - 55 Handicap - 1100m

10 April 2026 - 3:23PM

Track Rating: Good 4, Weather: Fine, Rail Position: True Entire Circuit



LOCKYER VALLEY
· TURF CLUB ·

Field Times
(Race Tempo)

1:05.03	0:57.00	0:46.35	0:35.40	0:23.60	0:11.99
(0:08.03)	(0:10.65)	(0:10.94)	(0:11.81)	(0:11.61)	(0:11.99)

Rank	TAB#	Horse	Overall Time	First 400m	Top Speed km/h (Section)	L1100	L1000	L800	L600	L400	L200		
	(BAR#)	Jockey	Margin (DT-W)	Last 600m	Fastest Section (Time)	Start - 1000	1000 - 800	800 - 600	600 - 400	400 - 200	200 - Finish		
11	11	Ancient Mission	1:06.06	0:25.20	67.2 (800-600)	1:06.06	0:57.67 [7]	0:46.34 [10]	0:35.23 [11]	0:23.43 [12]	0:11.81 [12]		
	(7)	Micheal Hellyer	6.1L (+12)	0:35.23	800-600 (0:11.12)	(0:08.39)	(0:11.33)	(0:11.12)	(0:11.80)	(0:11.62)	(0:11.81)		
12	8	Shamrock's Secret	1:06.47	0:25.14	66.6 (1000-800)	1:06.47	0:57.97 [10]	0:46.87 [8]	0:35.78 [9]	0:23.96 [11]	0:12.35 [11]		
	(3)	Montana Philpot	8.5L (+7)	0:35.78	800-600 (0:11.09)	(0:08.50)	(0:11.10)	(0:11.09)	(0:11.82)	(0:11.61)	(0:12.35)		

Scratched: Master Miyagi (#7), She's Brutal (#9), Cherry Lips (#12), Little Show (#16), Galactic Legend (#17), Step On Fire (#18), Exceed The Sky (#19), Costa Catori (#20)

Report Created: Fri 10 April 2026

(Note: Races are conducted over an approximate distance as close as possible to the advertised distance, and recorded data may vary accordingly. Official times refer to race times only and do not include handicap times.)

[] Position in running at each section and finish TAB# Saddle cloth number

-:-- No data available at this section

NA No data available

DNT Did not track

BAR# Barrier/Gate Position

DNF Did not finish

DT-W Distance travelled compared to winner in metres

Fastest split

Fastest section

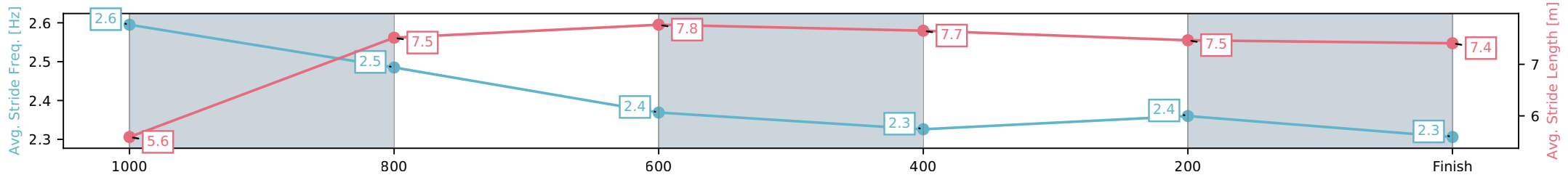
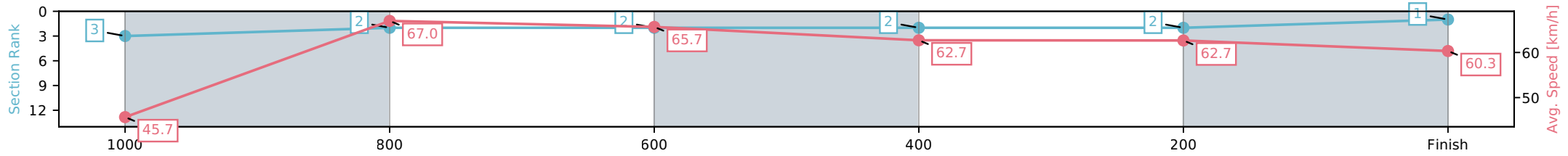
Horse/Jockey Name	Russian Ripper/Montanna Savva
Finish Rank	1
Fastest Section Time (Section)	0:10.79 (1000-800)
Top Speed [km/h] (Section)	68.1 (1000-800)
Race State	Finished



Gatton QLD --Professional-2026-04-10
 Race 7: VINCE HAUSER & NOEL STAATZ RATINGS BAND 0 -
 55 Handicap - 1100m
 10 April 2026 - 3:23PM
 Track Rating: Good 4, Weather: Fine, Rail Position: True Entire Circuit



Section	L1100	L1000	L800	L600	L400	L200
Section Times	1:05.03 (0:08.12)	0:56.91 [2] (0:10.79)	0:46.11 [2] (0:10.98)	0:35.13 [2] (0:11.62)	0:23.51 [2] (0:11.53)	0:11.98 [1] (0:11.98)
Average Speed [km/h]	45.7	67.0	65.7	62.7	62.7	60.3
Top Speed [km/h]	63.6	68.1	67.4	64.8	63.5	62.1
Avg. Dist. to Rail [m]	4.2	1.2	0.5	1.9	2.9	3.0
Avg. Stride Freq. [Hz]	2.6	2.5	2.4	2.3	2.4	2.3
Avg. Stride Length [m]	5.6	7.5	7.8	7.7	7.5	7.4



[] Ranking at each section and finish
 -:-:- No data available at this section
 NA No data available

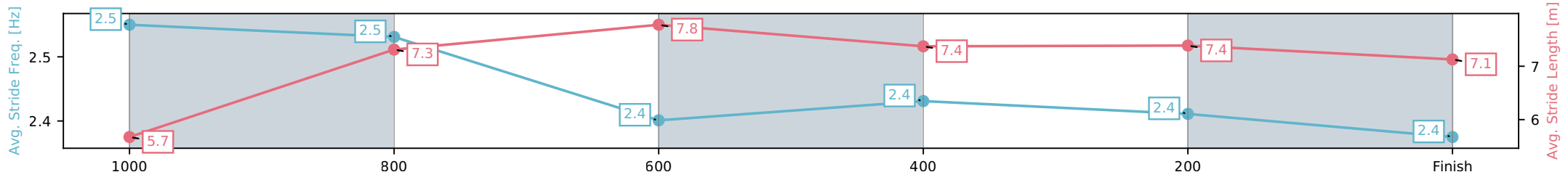
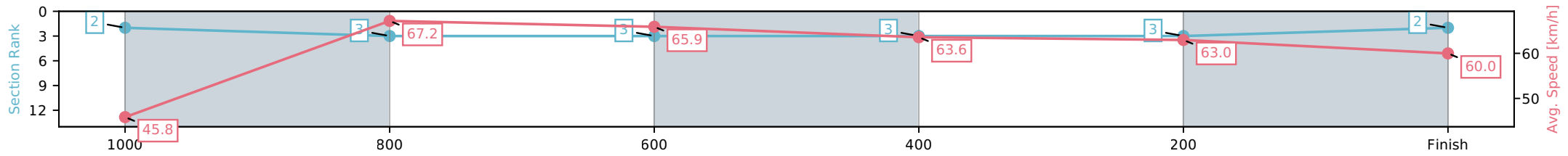
Horse/Jockey Name	Peach Galantes/Bailie Baker
Finish Rank	2
Fastest Section Time (Section)	0:10.86 (1000-800)
Top Speed [km/h] (Section)	68.3 (1000-800)
Race State	Finished



Gatton QLD --Professional-2026-04-10
 Race 7: VINCE HAUSER & NOEL STAATZ RATINGS BAND 0 -
 55 Handicap - 1100m
 10 April 2026 - 3:23PM
 Track Rating: Good 4, Weather: Fine, Rail Position: True Entire Circuit



Section	L1100	L1000	L800	L600	L400	L200
Section Times	1:05.05 (0:08.09)	0:56.96 [3] (0:10.86)	0:46.09 [3] (0:11.01)	0:35.08 [3] (0:11.56)	0:23.52 [3] (0:11.54)	0:11.98 [2] (0:11.98)
Average Speed [km/h]	45.8	67.2	65.9	63.6	63.0	60.0
Top Speed [km/h]	62.5	68.3	67.5	64.8	63.7	62.0
Avg. Dist. to Rail [m]	10.7	4.1	2.7	3.3	5.3	7.0
Avg. Stride Freq. [Hz]	2.5	2.5	2.4	2.4	2.4	2.4
Avg. Stride Length [m]	5.7	7.3	7.8	7.4	7.4	7.1



[] Ranking at each section and finish
 -.-.- No data available at this section
 NA No data available

Horse/Jockey Name	Smackeroony/Olivia Kendal
Finish Rank	3
Fastest Section Time (Section)	0:10.65 (1000-800)
Top Speed [km/h] (Section)	68.7 (1000-800)
Race State	Finished



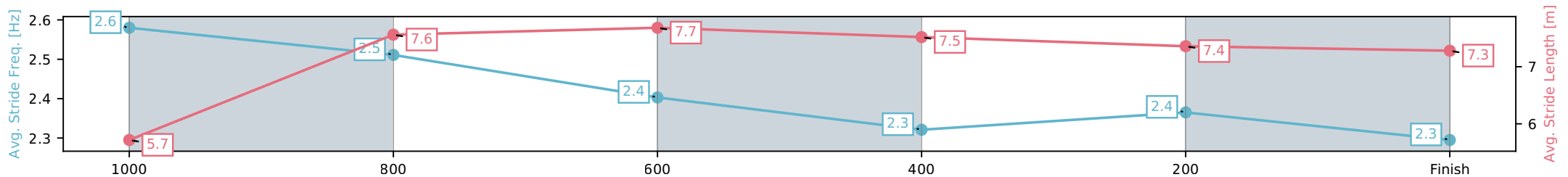
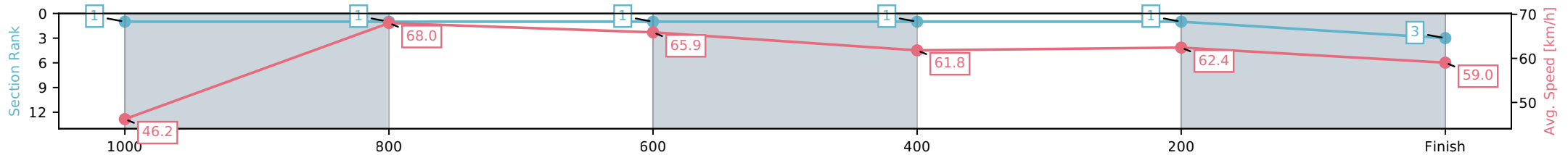
Gatton QLD --Professional-2026-04-10
 Race 7: VINCE HAUSER & NOEL STAATZ RATINGS BAND 0 -
 55 Handicap - 1100m

10 April 2026 - 3:23PM



Track Rating: Good 4, Weather: Fine, Rail Position: True Entire Circuit

Section	L1100	L1000	L800	L600	L400	L200
Section Times	1:05.15 (0:08.03)	0:57.12 [1] (0:10.65)	0:46.47 [1] (0:10.94)	0:35.52 [1] (0:11.81)	0:23.72 [1] (0:11.60)	0:12.11 [3] (0:12.11)
Average Speed [km/h]	46.2	68.0	65.9	61.8	62.4	59.0
Top Speed [km/h]	64.9	68.7	67.8	63.9	63.5	61.8
Avg. Dist. to Rail [m]	8.9	2.0	1.2	2.3	3.5	3.8
Avg. Stride Freq. [Hz]	2.6	2.5	2.4	2.3	2.4	2.3
Avg. Stride Length [m]	5.7	7.6	7.7	7.5	7.4	7.3



[] Ranking at each section and finish
 -.-.- No data available at this section
 NA No data available

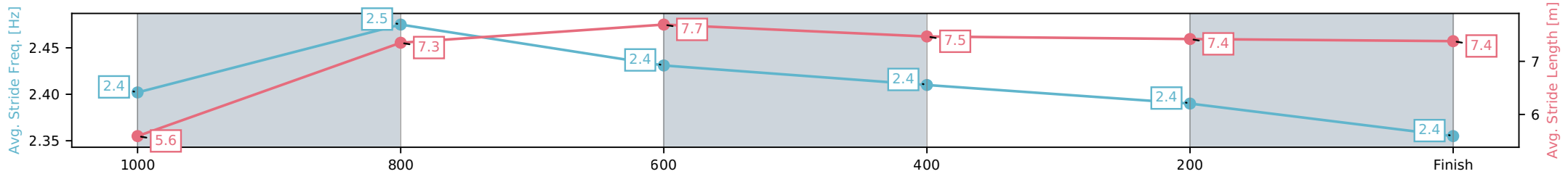
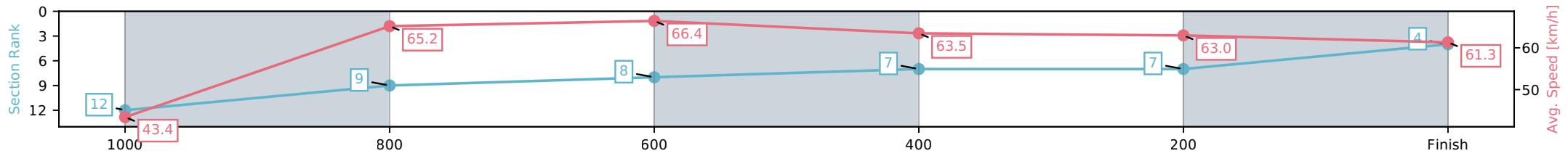
Horse/Jockey Name	Pacific Pirate/Shakira Bailey
Finish Rank	4
Fastest Section Time (Section)	0:10.88 (800-600)
Top Speed [km/h] (Section)	66.7 (800-600)
Race State	Finished



Gatton QLD --Professional-2026-04-10
 Race 7: VINCE HAUSER & NOEL STAATZ RATINGS BAND 0 - 55 Handicap - 1100m
 10 April 2026 - 3:23PM
 Track Rating: Good 4, Weather: Fine, Rail Position: True Entire Circuit



Section	L1100	L1000	L800	L600	L400	L200
Section Times	1:05.35 (0:08.58)	0:56.77 [9] (0:11.12)	0:45.65 [8] (0:10.88)	0:34.77 [7] (0:11.44)	0:23.33 [7] (0:11.50)	0:11.83 [4] (0:11.83)
Average Speed [km/h]	43.4	65.2	66.4	63.5	63.0	61.3
Top Speed [km/h]	60.8	66.6	66.7	66.1	63.9	62.2
Avg. Dist. to Rail [m]	7.4	2.6	1.2	1.4	3.0	4.3
Avg. Stride Freq. [Hz]	2.4	2.5	2.4	2.4	2.4	2.4
Avg. Stride Length [m]	5.6	7.3	7.7	7.5	7.4	7.4



[] Ranking at each section and finish
 -.-.- No data available at this section
 NA No data available

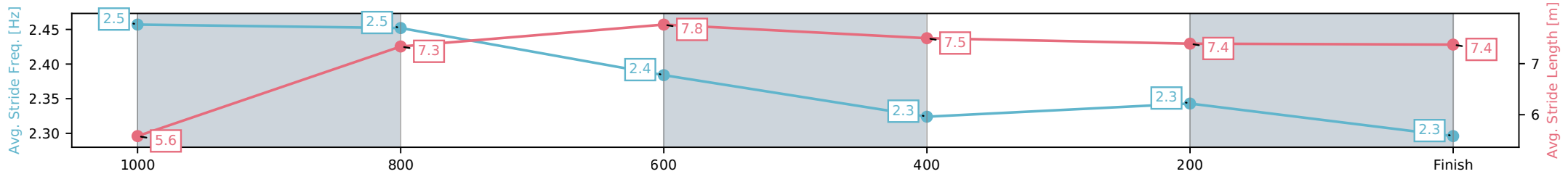
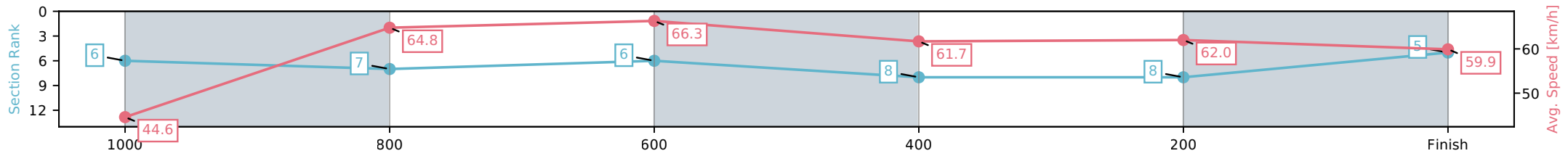
Horse/Jockey Name	Royal Bombadier/Reece O'Connell
Finish Rank	5
Fastest Section Time (Section)	0:10.89 (800-600)
Top Speed [km/h] (Section)	67.4 (800-600)
Race State	Finished



Gatton QLD --Professional-2026-04-10
 Race 7: VINCE HAUSER & NOEL STAATZ RATINGS BAND 0 -
 55 Handicap - 1100m
 10 April 2026 - 3:23PM
 Track Rating: Good 4, Weather: Fine, Rail Position: True Entire Circuit



Section	L1100	L1000	L800	L600	L400	L200
Section Times	1:05.39 (0:08.31)	0:57.08 [7] (0:11.17)	0:45.91 [6] (0:10.89)	0:35.01 [8] (0:11.73)	0:23.28 [8] (0:11.62)	0:11.66 [5] (0:11.66)
Average Speed [km/h]	44.6	64.8	66.3	61.7	62.0	59.9
Top Speed [km/h]	62.1	66.2	67.4	65.7	62.7	62.2
Avg. Dist. to Rail [m]	1.6	1.1	1.3	0.9	0.9	2.8
Avg. Stride Freq. [Hz]	2.5	2.5	2.4	2.3	2.3	2.3
Avg. Stride Length [m]	5.6	7.3	7.8	7.5	7.4	7.4



[] Ranking at each section and finish
 -.-.- No data available at this section
 NA No data available

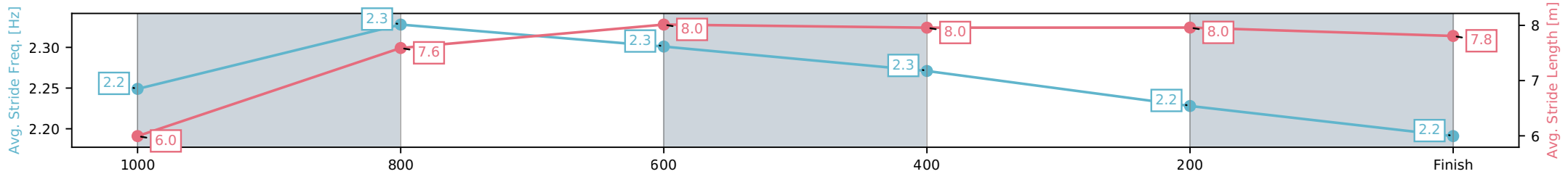
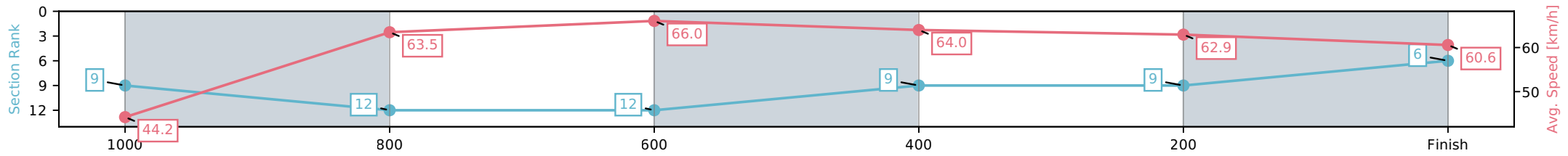
Horse/Jockey Name	Mystery Power/Damien Boche
Finish Rank	6
Fastest Section Time (Section)	0:10.94 (800-600)
Top Speed [km/h] (Section)	67.5 (800-600)
Race State	Finished



Gatton QLD --Professional-2026-04-10
 Race 7: VINCE HAUSER & NOEL STAATZ RATINGS BAND 0 -
 55 Handicap - 1100m
 10 April 2026 - 3:23PM
 Track Rating: Good 4, Weather: Fine, Rail Position: True Entire Circuit



Section	L1100	L1000	L800	L600	L400	L200
Section Times	1:05.65 (0:08.41)	0:57.24 [12] (0:11.56)	0:45.68 [12] (0:10.94)	0:34.74 [9] (0:11.39)	0:23.36 [9] (0:11.46)	0:11.90 [6] (0:11.90)
Average Speed [km/h]	44.2	63.5	66.0	64.0	62.9	60.6
Top Speed [km/h]	60.3	64.7	67.5	67.3	64.9	62.1
Avg. Dist. to Rail [m]	11.7	5.3	1.6	1.8	1.7	2.1
Avg. Stride Freq. [Hz]	2.2	2.3	2.3	2.3	2.2	2.2
Avg. Stride Length [m]	6.0	7.6	8.0	8.0	8.0	7.8



[] Ranking at each section and finish
 -:-:- No data available at this section
 NA No data available

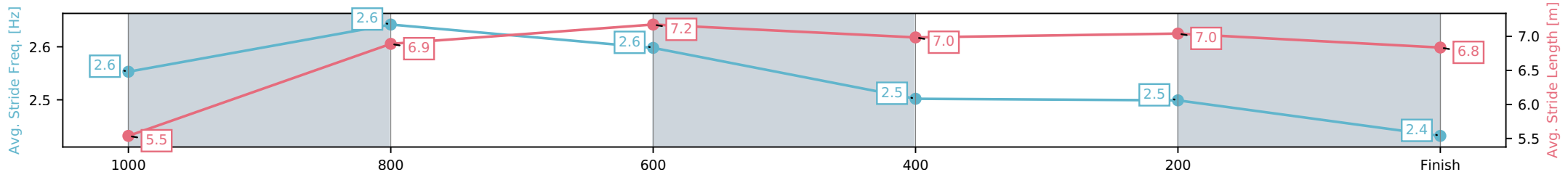
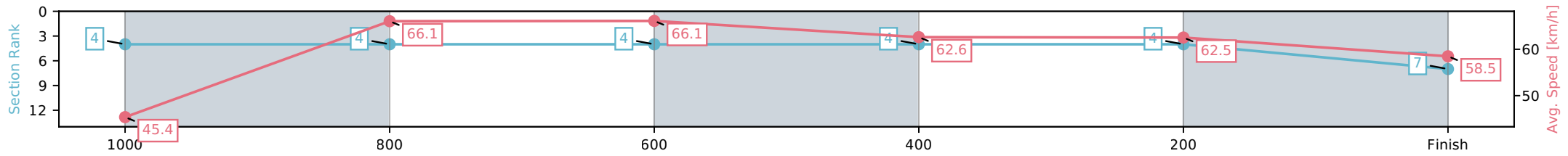
Horse/Jockey Name	Heavenly Az/Nathan Thomas
Finish Rank	7
Fastest Section Time (Section)	0:10.95 (800-600)
Top Speed [km/h] (Section)	67.9 (800-600)
Race State	Finished



Gatton QLD --Professional-2026-04-10
 Race 7: VINCE HAUSER & NOEL STAATZ RATINGS BAND 0 - 55 Handicap - 1100m
 10 April 2026 - 3:23PM
 Track Rating: Good 4, Weather: Fine, Rail Position: True Entire Circuit



Section	L1100	L1000	L800	L600	L400	L200
Section Times	1:05.68 (0:08.16)	0:57.52 [4] (0:10.96)	0:46.56 [4] (0:10.95)	0:35.61 [4] (0:11.68)	0:23.94 [4] (0:11.59)	0:12.35 [7] (0:12.35)
Average Speed [km/h]	45.4	66.1	66.1	62.6	62.5	58.5
Top Speed [km/h]	62.0	67.8	67.9	64.2	62.9	61.6
Avg. Dist. to Rail [m]	3.0	1.6	1.9	2.5	3.4	4.7
Avg. Stride Freq. [Hz]	2.6	2.6	2.6	2.5	2.5	2.4
Avg. Stride Length [m]	5.5	6.9	7.2	7.0	7.0	6.8



[] Ranking at each section and finish
 -.-.- No data available at this section
 NA No data available

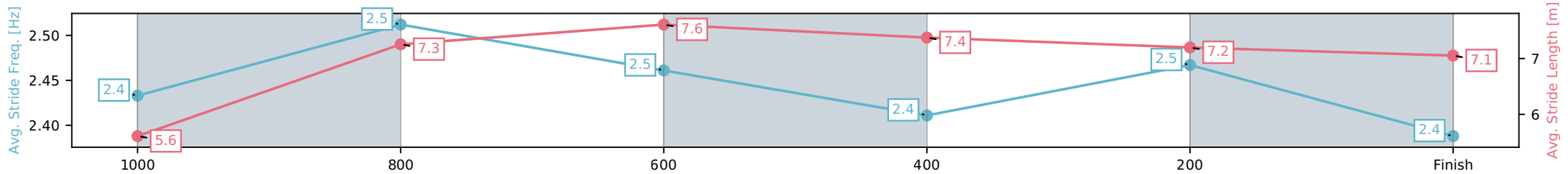
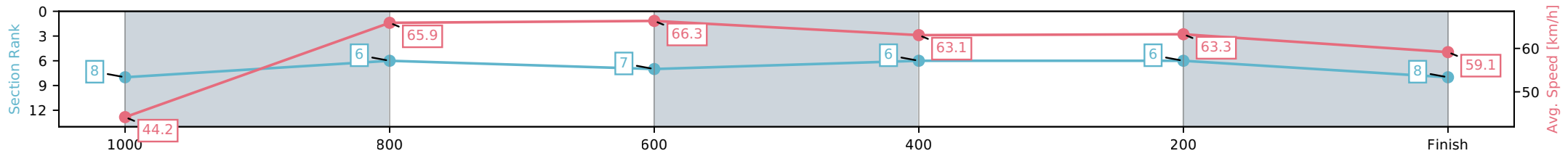
Horse/Jockey Name	Groove Jet/Fred Larson
Finish Rank	8
Fastest Section Time (Section)	0:10.93 (800-600)
Top Speed [km/h] (Section)	67.3 (1000-800)
Race State	Finished



Gatton QLD --Professional-2026-04-10
 Race 7: VINCE HAUSER & NOEL STAATZ RATINGS BAND 0 - 55 Handicap - 1100m
 10 April 2026 - 3:23PM
 Track Rating: Good 4, Weather: Fine, Rail Position: True Entire Circuit



Section	L1100	L1000	L800	L600	L400	L200
Section Times	1:05.72 (0:08.40)	0:57.32 [6] (0:11.05)	0:46.27 [7] (0:10.93)	0:35.34 [6] (0:11.61)	0:23.73 [6] (0:11.48)	0:12.24 [8] (0:12.24)
Average Speed [km/h]	44.2	65.9	66.3	63.1	63.3	59.1
Top Speed [km/h]	61.7	67.3	67.2	64.7	64.3	62.0
Avg. Dist. to Rail [m]	5.9	2.9	2.5	2.7	5.0	7.7
Avg. Stride Freq. [Hz]	2.4	2.5	2.5	2.4	2.5	2.4
Avg. Stride Length [m]	5.6	7.3	7.6	7.4	7.2	7.1



[] Ranking at each section and finish
 -.-.- No data available at this section
 NA No data available

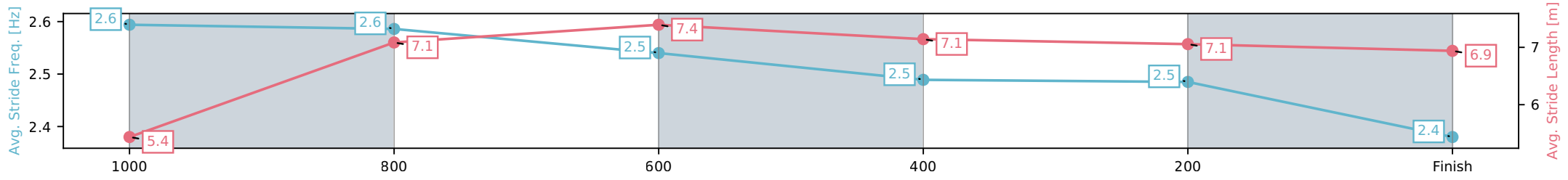
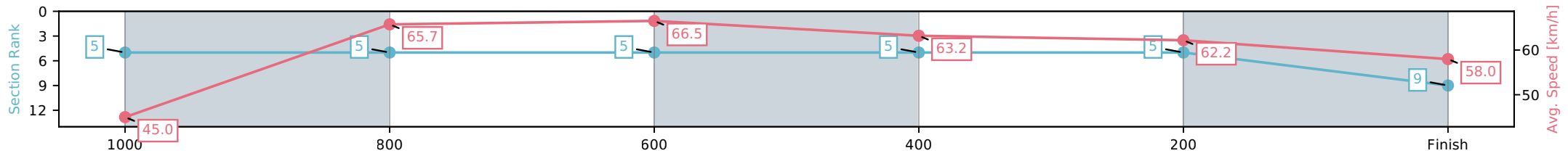
Horse/Jockey Name	Rainsitpours/Danny Peisley
Finish Rank	9
Fastest Section Time (Section)	0:10.88 (800-600)
Top Speed [km/h] (Section)	68.6 (800-600)
Race State	Finished



Gatton QLD --Professional-2026-04-10
 Race 7: VINCE HAUSER & NOEL STAATZ RATINGS BAND 0 - 55 Handicap - 1100m
 10 April 2026 - 3:23PM
 Track Rating: Good 4, Weather: Fine, Rail Position: True Entire Circuit



Section	L1100	L1000	L800	L600	L400	L200
Section Times	1:05.90 (0:08.24)	0:57.66 [5] (0:11.06)	0:46.60 [5] (0:10.88)	0:35.72 [5] (0:11.61)	0:24.11 [5] (0:11.66)	0:12.45 [9] (0:12.45)
Average Speed [km/h]	45.0	65.7	66.5	63.2	62.2	58.0
Top Speed [km/h]	62.2	66.6	68.6	64.8	63.4	59.8
Avg. Dist. to Rail [m]	5.5	2.5	2.4	3.0	4.8	6.1
Avg. Stride Freq. [Hz]	2.6	2.6	2.5	2.5	2.5	2.4
Avg. Stride Length [m]	5.4	7.1	7.4	7.1	7.1	6.9



[] Ranking at each section and finish
 -.-.- No data available at this section
 NA No data available

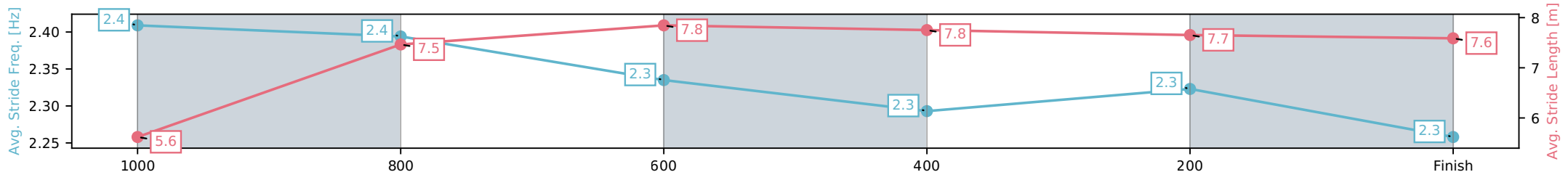
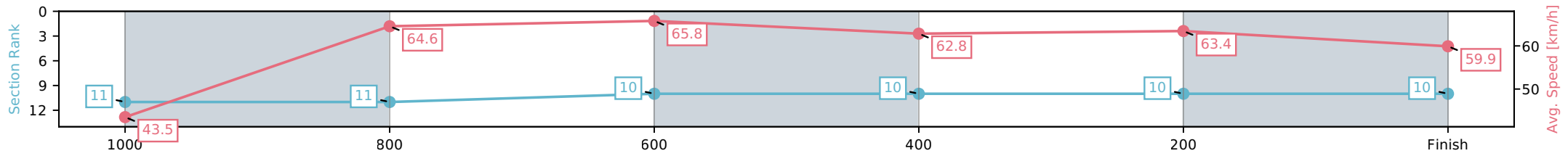
Horse/Jockey Name	Stylish Joker/Karl Zechner
Finish Rank	10
Fastest Section Time (Section)	0:11.00 (800-600)
Top Speed [km/h] (Section)	66.2 (800-600)
Race State	Finished



Gatton QLD --Professional-2026-04-10
 Race 7: VINCE HAUSER & NOEL STAATZ RATINGS BAND 0 -
 55 Handicap - 1100m
 10 April 2026 - 3:23PM
 Track Rating: Good 4, Weather: Fine, Rail Position: True Entire Circuit



Section	L1100	L1000	L800	L600	L400	L200
Section Times	1:05.97 (0:08.52)	0:57.45 [11] (0:11.30)	0:46.15 [10] (0:11.00)	0:35.15 [10] (0:11.68)	0:23.46 [10] (0:11.37)	0:12.09 [10] (0:12.09)
Average Speed [km/h]	43.5	64.6	65.8	62.8	63.4	59.9
Top Speed [km/h]	60.5	66.1	66.2	65.8	63.9	63.4
Avg. Dist. to Rail [m]	8.6	3.7	2.1	2.9	2.9	6.6
Avg. Stride Freq. [Hz]	2.4	2.4	2.3	2.3	2.3	2.3
Avg. Stride Length [m]	5.6	7.5	7.8	7.8	7.7	7.6



[] Ranking at each section and finish
 -:-:- No data available at this section
 NA No data available

Horse/Jockey Name	Ancient Mission/Micheal Hellyer
Finish Rank	11
Fastest Section Time (Section)	0:11.12 (800-600)
Top Speed [km/h] (Section)	67.2 (800-600)
Race State	Finished



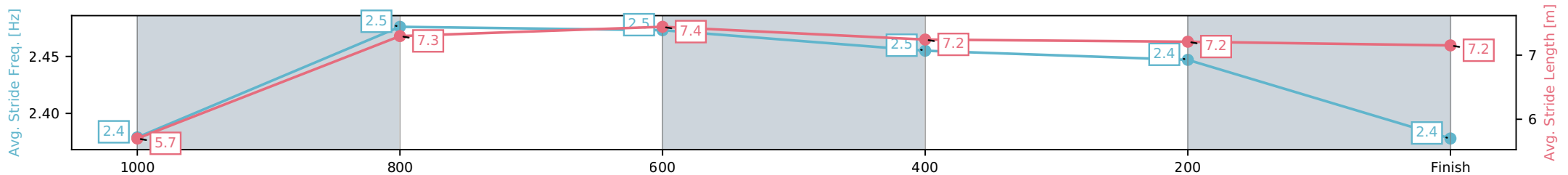
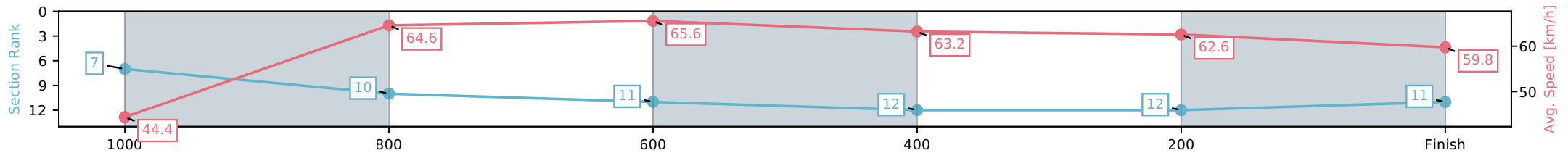
Gatton QLD --Professional-2026-04-10
 Race 7: VINCE HAUSER & NOEL STAATZ RATINGS BAND 0 -
 55 Handicap - 1100m

10 April 2026 - 3:23PM



Track Rating: Good 4, Weather: Fine, Rail Position: True Entire Circuit

Section	L1100	L1000	L800	L600	L400	L200
Section Times	1:06.06 (0:08.39)	0:57.67 [10] (0:11.33)	0:46.34 [11] (0:11.12)	0:35.23 [12] (0:11.80)	0:23.43 [12] (0:11.62)	0:11.81 [11] (0:11.81)
Average Speed [km/h]	44.4	64.6	65.6	63.2	62.6	59.8
Top Speed [km/h]	61.4	65.3	67.2	65.0	63.7	62.4
Avg. Dist. to Rail [m]	7.1	4.4	4.7	5.6	5.4	7.0
Avg. Stride Freq. [Hz]	2.4	2.5	2.5	2.5	2.4	2.4
Avg. Stride Length [m]	5.7	7.3	7.4	7.2	7.2	7.2



- [] Ranking at each section and finish
- :-:- No data available at this section
- NA No data available

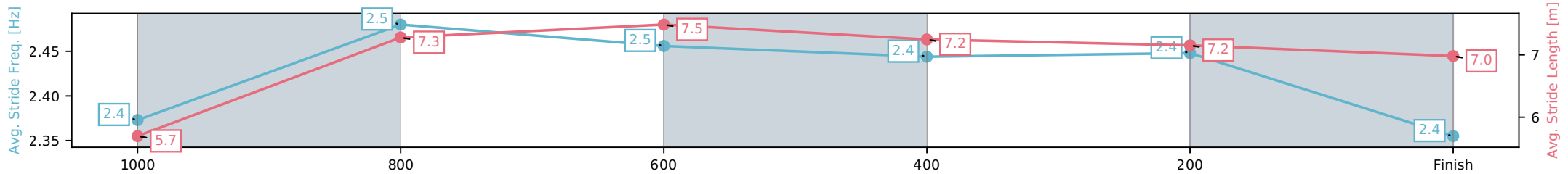
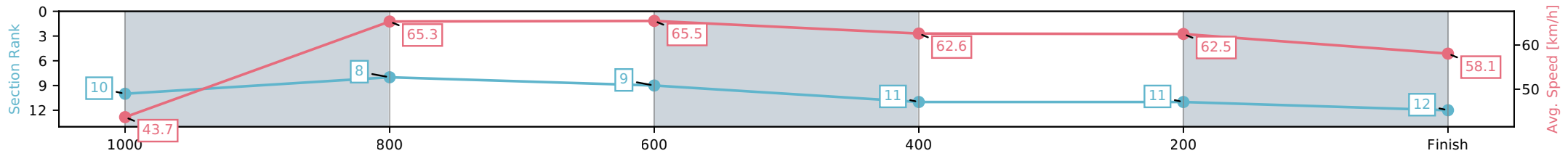
Horse/Jockey Name	Shamrock's Secret/Montana Philpot
Finish Rank	12
Fastest Section Time (Section)	0:11.09 (800-600)
Top Speed [km/h] (Section)	66.6 (1000-800)
Race State	Finished



Gatton QLD --Professional-2026-04-10
 Race 7: VINCE HAUSER & NOEL STAATZ RATINGS BAND 0 -
 55 Handicap - 1100m
 10 April 2026 - 3:23PM
 Track Rating: Good 4, Weather: Fine, Rail Position: True Entire Circuit



Section	L1100	L1000	L800	L600	L400	L200
Section Times	1:06.47 (0:08.50)	0:57.97 [8] (0:11.10)	0:46.87 [9] (0:11.09)	0:35.78 [11] (0:11.82)	0:23.96 [11] (0:11.61)	0:12.35 [12] (0:12.35)
Average Speed [km/h]	43.7	65.3	65.5	62.6	62.5	58.1
Top Speed [km/h]	60.4	66.6	66.3	65.0	63.7	61.1
Avg. Dist. to Rail [m]	3.5	2.1	3.0	4.2	5.3	7.6
Avg. Stride Freq. [Hz]	2.4	2.5	2.5	2.4	2.4	2.4
Avg. Stride Length [m]	5.7	7.3	7.5	7.2	7.2	7.0



[] Ranking at each section and finish
 -.-.- No data available at this section
 NA No data available



Gatton QLD

Race 8: PETER TOOHILL MEMORIAL PLATE BENCHMARK 70 Handicap - 1400m

10 April 2026 - 3:58PM

Track Rating: Good 4, Weather: Fine, Rail Position: True Entire Circuit



LOCKYER VALLEY
- TURF CLUB -

Field Times (Race Tempo) 1:23.44 (0:13.40) 1:10.04 (0:11.54) 0:58.50 (0:11.96) 0:46.54 (0:11.50) 0:35.04 (0:11.75) 0:23.29 (0:11.45) 0:11.84 (0:11.84)

Rank	TAB#	Horse	Overall Time	First 400m	Top Speed km/h (Section)	L1400	L1200	L1000	L800	L600	L400	L200	
	(BAR#)	Jockey	Margin (DT-W)	Last 600m	Fastest Section (Time)	Start - 1200	1200 - 1000	1000 - 800	800 - 600	600 - 400	400 - 200	200 - Finish	
1	12	Lone Force	1:23.44	0:24.94	64.9 (1200-1000)	1:23.44	1:10.04 [1]	0:58.50 [1]	0:46.52 [2]	0:35.04 [1]	0:23.29 [1]	0:11.84 [1]	
	(1)	Emily Lang		0:35.04	400-200 (0:11.45)	(0:13.40)	(0:11.54)	(0:11.98)	(0:11.48)	(0:11.75)	(0:11.45)	(0:11.84)	
2	6	The Catch	1:23.77	0:25.38	66.0 (1400 - 1200)	1:23.77	1:10.01 [4]	0:58.38 [4]	0:46.59 [3]	0:35.12 [3]	0:23.40 [4]	0:12.00 [3]	
	(4)	Jason Taylor	2.0L (-1)	0:35.12	400-200 (0:11.40)	(0:13.76)	(0:11.62)	(0:11.79)	(0:11.47)	(0:11.72)	(0:11.40)	(0:12.00)	
3	10	Suprendre	1:23.80	0:25.16	66.5 (1200-1000)	1:23.80	1:10.14 [3]	0:58.64 [3]	0:46.61 [4]	0:35.12 [4]	0:23.47 [2]	0:12.06 [2]	
	(2)	Fred Larson	2.1L (+1)	0:35.13	400-200 (0:11.41)	(0:13.66)	(0:11.50)	(0:12.03)	(0:11.48)	(0:11.66)	(0:11.41)	(0:12.06)	
4	3	Victory Command	1:23.90	0:25.74	64.8 (1200-1000)	1:23.90	1:09.74 [7]	0:58.16 [7]	0:46.22 [7]	0:34.85 [7]	0:23.21 [7]	0:11.82 [5]	
	(5)	Corey Sutherland	2.7L (-2)	0:34.85	800-600 (0:11.36)	(0:14.16)	(0:11.58)	(0:11.95)	(0:11.36)	(0:11.64)	(0:11.39)	(0:11.82)	
5	5	Ariat	1:23.99	0:25.41	66.4 (1200-1000)	1:23.99	1:10.07 [6]	0:58.58 [5]	0:46.62 [5]	0:35.23 [6]	0:23.52 [5]	0:12.03 [4]	
	(3)	Reece O'Connell	3.2L (-2)	0:35.23	800-600 (0:11.39)	(0:13.92)	(0:11.49)	(0:11.97)	(0:11.39)	(0:11.71)	(0:11.49)	(0:12.03)	
6	8	Garinion Righ	1:24.52	0:25.47	66.1 (1200-1000)	1:24.52	1:10.64 [5]	0:59.05 [6]	0:47.14 [6]	0:35.80 [5]	0:23.88 [6]	0:12.30 [6]	
	(6)	Jess Emmerson	6.4L (+10)	0:35.80	800-600 (0:11.34)	(0:13.88)	(0:11.59)	(0:11.92)	(0:11.34)	(0:11.92)	(0:11.58)	(0:12.30)	
7	2	Without Revenge	1:25.84	0:25.02	66.9 (1400 - 1200)	1:25.84	1:12.34 [2]	1:00.82 [2]	0:48.94 [1]	0:37.42 [2]	0:25.47 [3]	0:13.23 [7]	
	(7)	Gary Geran	14.2L (+1)	0:37.42	800-600 (0:11.52)	(0:13.50)	(0:11.52)	(0:11.89)	(0:11.52)	(0:11.95)	(0:12.24)	(0:13.23)	

Scratched: Koruto (#1), Majestic Boom (#4), Savaii (#7), November Air (#9), Decimus (#11)

Report Created: Fri 10 April 2026

(Note: Races are conducted over an approximate distance as close as possible to the advertised distance, and recorded data may vary accordingly. Official times refer to race times only and do not include handicap times.)

[] Position in running at each section and finish TAB# Saddle cloth number

-:--:-- No data available at this section

NA No data available

DNT Did not track

BAR# Barrier/Gate Position

DNF Did not finish

DT-W Distance travelled compared to winner in metres

Fastest split

Fastest section

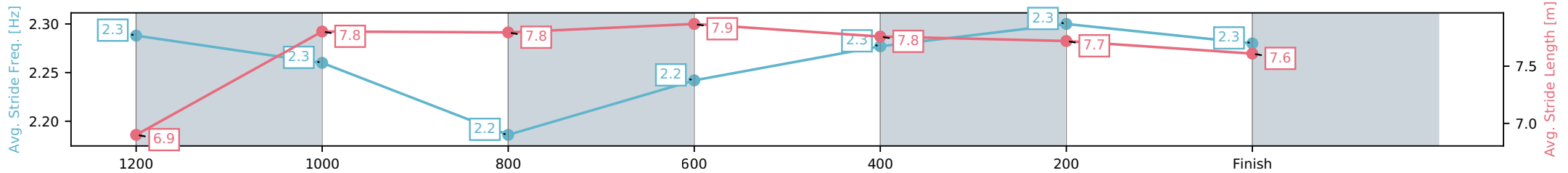
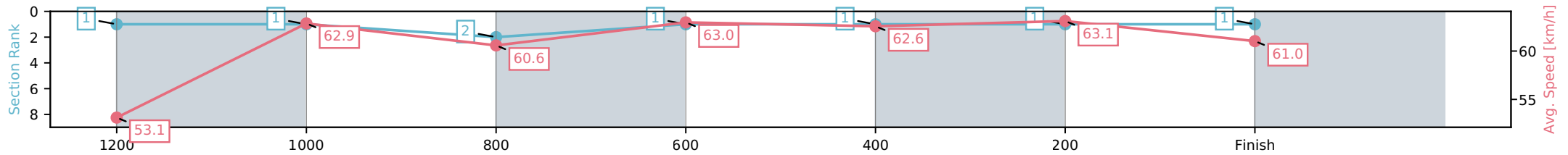
Horse/Jockey Name	Lone Force/Emily Lang
Finish Rank	1
Fastest Section Time (Section)	0:11.45 (400-200)
Top Speed [km/h] (Section)	64.9 (1200-1000)
Race State	Finished



Gatton QLD --Professional-2026-04-10
 Race 8: PETER TOOHILL MEMORIAL PLATE BENCHMARK
 70 Handicap - 1400m
 10 April 2026 - 3:58PM
 Track Rating: Good 4, Weather: Fine, Rail Position: True Entire Circuit



Section	L1400	L1200	L1000	L800	L600	L400	L200
Section Times	1:23.44 (0:13.40)	1:10.04 [1] (0:11.54)	0:58.50 [2] (0:11.98)	0:46.52 [1] (0:11.48)	0:35.04 [1] (0:11.75)	0:23.29 [1] (0:11.45)	0:11.84 [1] (0:11.84)
Average Speed [km/h]	53.1	62.9	60.6	63.0	62.6	63.1	61.0
Top Speed [km/h]	63.9	64.9	61.5	64.0	64.0	64.3	63.4
Avg. Dist. to Rail [m]	1.5	1.4	1.9	2.1	3.2	2.7	4.4
Avg. Stride Freq. [Hz]	2.3	2.3	2.2	2.2	2.3	2.3	2.3
Avg. Stride Length [m]	6.9	7.8	7.8	7.9	7.8	7.7	7.6



[] Ranking at each section and finish
 -:-:- No data available at this section
 NA No data available

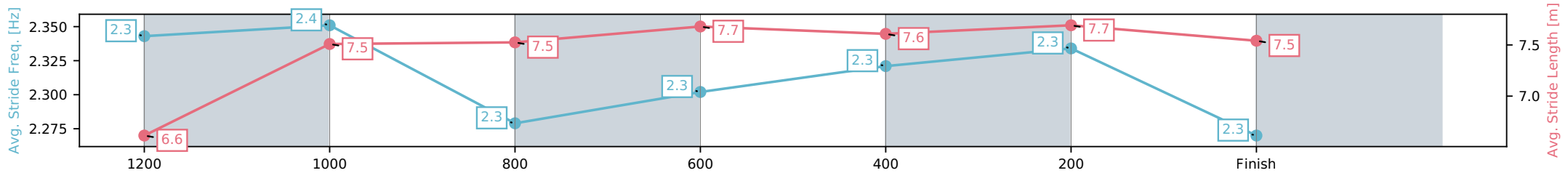
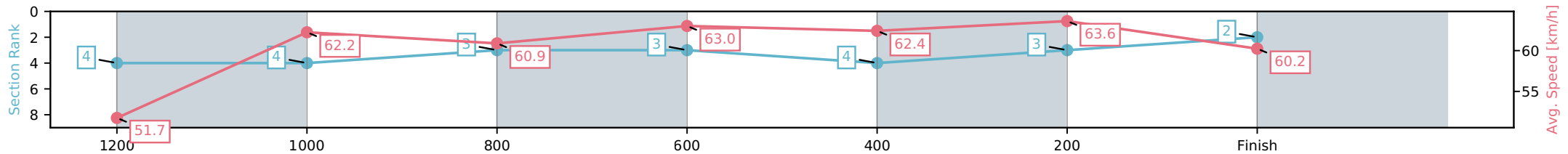
Horse/Jockey Name	The Catch/Jason Taylor
Finish Rank	2
Fastest Section Time (Section)	0:11.40 (400-200)
Top Speed [km/h] (Section)	66.0 (1400 - 1200)
Race State	Finished



Gatton QLD --Professional-2026-04-10
 Race 8: PETER TOOHILL MEMORIAL PLATE BENCHMARK
 70 Handicap - 1400m
 10 April 2026 - 3:58PM
 Track Rating: Good 4, Weather: Fine, Rail Position: True Entire Circuit



Section	L1400	L1200	L1000	L800	L600	L400	L200
Section Times	1:23.77 (0:13.76)	1:10.01 [4] (0:11.62)	0:58.38 [3] (0:11.79)	0:46.59 [3] (0:11.47)	0:35.12 [4] (0:11.72)	0:23.40 [3] (0:11.40)	0:12.00 [2] (0:12.00)
Average Speed [km/h]	51.7	62.2	60.9	63.0	62.4	63.6	60.2
Top Speed [km/h]	66.0	65.9	62.2	63.8	63.2	64.7	62.3
Avg. Dist. to Rail [m]	3.2	0.7	0.3	1.0	2.8	4.4	6.5
Avg. Stride Freq. [Hz]	2.3	2.4	2.3	2.3	2.3	2.3	2.3
Avg. Stride Length [m]	6.6	7.5	7.5	7.7	7.6	7.7	7.5



- [] Ranking at each section and finish
- :-:- No data available at this section
- NA No data available

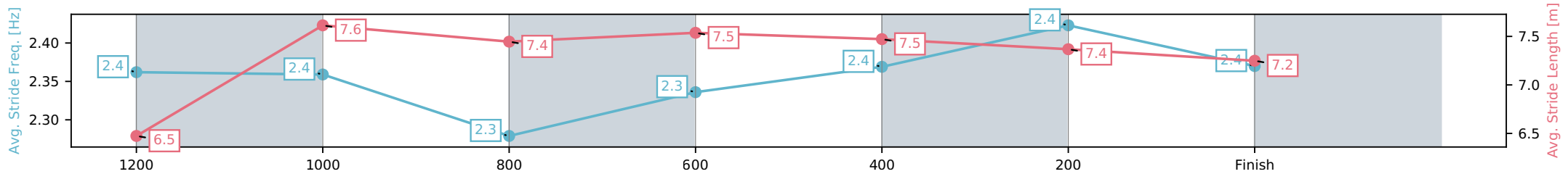
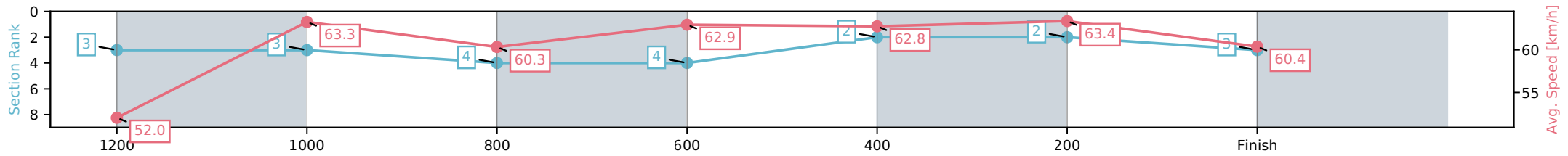
Horse/Jockey Name	Suprendre/Fred Larson
Finish Rank	3
Fastest Section Time (Section)	0:11.41 (400-200)
Top Speed [km/h] (Section)	66.5 (1200-1000)
Race State	Finished



Gatton QLD --Professional-2026-04-10
 Race 8: PETER TOOHILL MEMORIAL PLATE BENCHMARK
 70 Handicap - 1400m
 10 April 2026 - 3:58PM
 Track Rating: Good 4, Weather: Fine, Rail Position: True Entire Circuit



Section	L1400	L1200	L1000	L800	L600	L400	L200
Section Times	1:23.80 (0:13.66)	1:10.14 [3] (0:11.50)	0:58.64 [4] (0:12.03)	0:46.61 [4] (0:11.48)	0:35.12 [2] (0:11.66)	0:23.47 [2] (0:11.41)	0:12.06 [3] (0:12.06)
Average Speed [km/h]	52.0	63.3	60.3	62.9	62.8	63.4	60.4
Top Speed [km/h]	66.2	66.5	61.2	63.6	63.3	64.0	62.5
Avg. Dist. to Rail [m]	2.2	1.8	2.2	2.3	2.6	3.1	5.7
Avg. Stride Freq. [Hz]	2.4	2.4	2.3	2.3	2.4	2.4	2.4
Avg. Stride Length [m]	6.5	7.6	7.4	7.5	7.5	7.4	7.2



[] Ranking at each section and finish
 -:-:- No data available at this section
 NA No data available

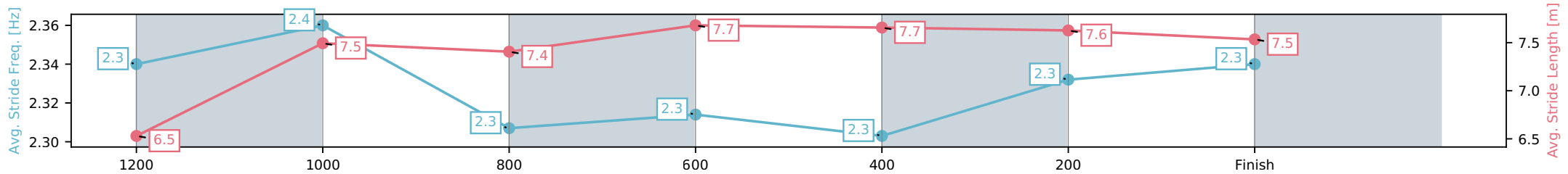
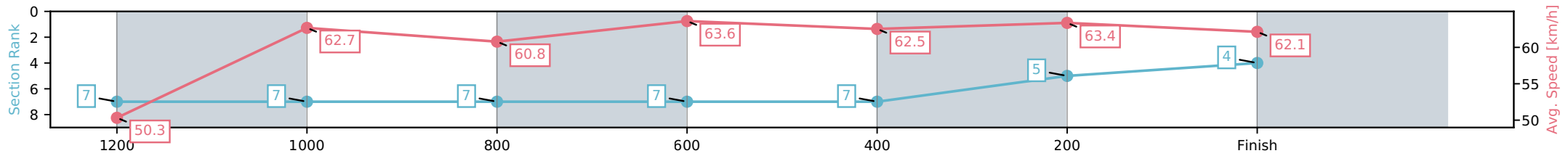
Horse/Jockey Name	Victory Command/Corey Sutherland
Finish Rank	4
Fastest Section Time (Section)	0:11.36 (800-600)
Top Speed [km/h] (Section)	64.8 (1200-1000)
Race State	Finished



Gatton QLD --Professional-2026-04-10
 Race 8: PETER TOOHILL MEMORIAL PLATE BENCHMARK
 70 Handicap - 1400m
 10 April 2026 - 3:58PM
 Track Rating: Good 4, Weather: Fine, Rail Position: True Entire Circuit



Section	L1400	L1200	L1000	L800	L600	L400	L200
Section Times	1:23.90 (0:14.16)	1:09.74 [7] (0:11.58)	0:58.16 [7] (0:11.95)	0:46.22 [7] (0:11.36)	0:34.85 [7] (0:11.64)	0:23.21 [5] (0:11.39)	0:11.82 [4] (0:11.82)
Average Speed [km/h]	50.3	62.7	60.8	63.6	62.5	63.4	62.1
Top Speed [km/h]	64.3	64.8	62.8	64.5	64.2	64.1	64.7
Avg. Dist. to Rail [m]	3.5	1.4	1.8	1.4	1.8	2.4	6.1
Avg. Stride Freq. [Hz]	2.3	2.4	2.3	2.3	2.3	2.3	2.3
Avg. Stride Length [m]	6.5	7.5	7.4	7.7	7.7	7.6	7.5



[] Ranking at each section and finish
 -:-:- No data available at this section
 NA No data available

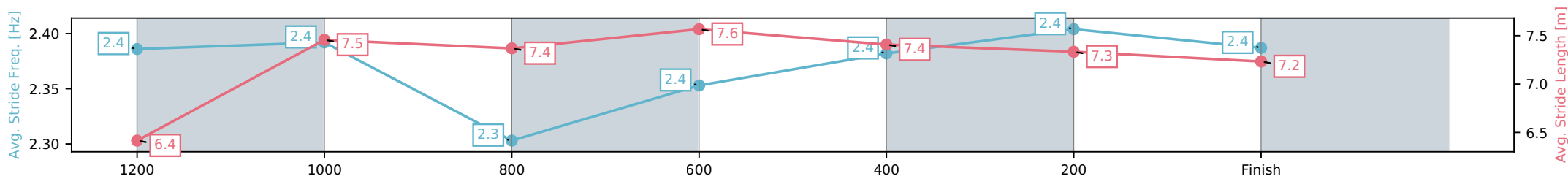
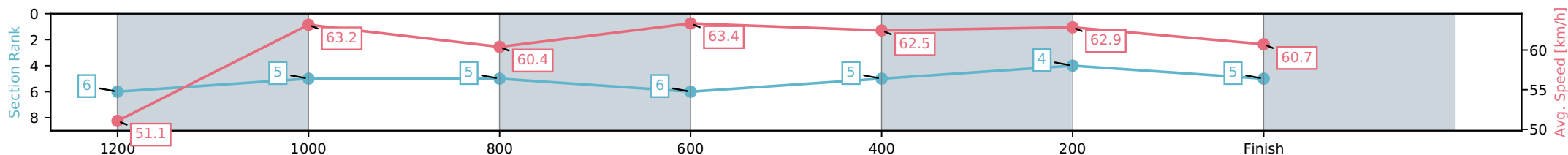
Horse/Jockey Name	Ariat/Reece O'Connell
Finish Rank	5
Fastest Section Time (Section)	0:11.39 (800-600)
Top Speed [km/h] (Section)	66.4 (1200-1000)
Race State	Finished



Gatton QLD --Professional-2026-04-10
 Race 8: PETER TOOHILL MEMORIAL PLATE BENCHMARK
 70 Handicap - 1400m
 10 April 2026 - 3:58PM
 Track Rating: Good 4, Weather: Fine, Rail Position: True Entire Circuit



Section	L1400	L1200	L1000	L800	L600	L400	L200
Section Times	1:23.99 (0:13.92)	1:10.07 [5] (0:11.49)	0:58.58 [5] (0:11.97)	0:46.62 [6]	0:35.23 [5] (0:11.71)	0:23.52 [4] (0:11.49)	0:12.03 [5] (0:12.03)
Average Speed [km/h]	51.1	63.2	60.4	63.4	62.5	62.9	60.7
Top Speed [km/h]	66.1	66.4	62.4	64.4	63.1	64.4	63.0
Avg. Dist. to Rail [m]	2.2	1.3	1.3	1.3	2.3	1.9	1.6
Avg. Stride Freq. [Hz]	2.4	2.4	2.3	2.4	2.4	2.4	2.4
Avg. Stride Length [m]	6.4	7.5	7.4	7.6	7.4	7.3	7.2



[] Ranking at each section and finish
 -:-:- No data available at this section
 NA No data available

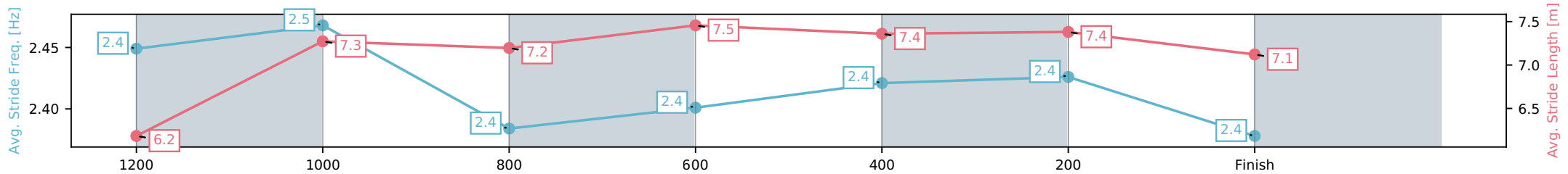
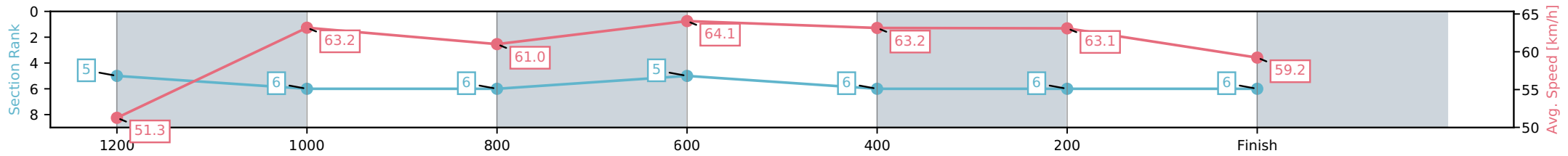
Horse/Jockey Name	Garinion Righ/Jess Emmerson
Finish Rank	6
Fastest Section Time (Section)	0:11.34 (800-600)
Top Speed [km/h] (Section)	66.1 (1200-1000)
Race State	Finished



Gatton QLD --Professional-2026-04-10
 Race 8: PETER TOOHILL MEMORIAL PLATE BENCHMARK
 70 Handicap - 1400m
 10 April 2026 - 3:58PM
 Track Rating: Good 4, Weather: Fine, Rail Position: True Entire Circuit



Section	L1400	L1200	L1000	L800	L600	L400	L200
Section Times	1:24.52 (0:13.88)	1:10.64 [6] (0:11.59)	0:59.05 [6] (0:11.92)	0:47.14 [5] (0:11.34)	0:35.80 [6] (0:11.92)	0:23.88 [6] (0:11.58)	0:12.30 [6] (0:12.30)
Average Speed [km/h]	51.3	63.2	61.0	64.1	63.2	63.1	59.2
Top Speed [km/h]	65.3	66.1	63.4	64.9	64.1	63.8	62.1
Avg. Dist. to Rail [m]	4.7	2.6	2.8	3.7	7.0	8.2	11.0
Avg. Stride Freq. [Hz]	2.4	2.5	2.4	2.4	2.4	2.4	2.4
Avg. Stride Length [m]	6.2	7.3	7.2	7.5	7.4	7.4	7.1



[] Ranking at each section and finish
 -:-:- No data available at this section
 NA No data available

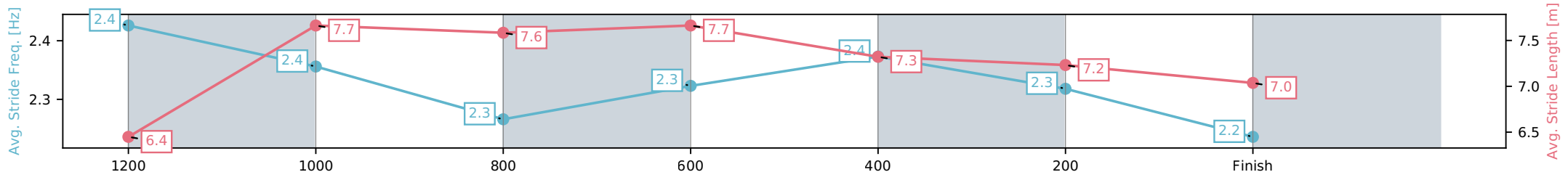
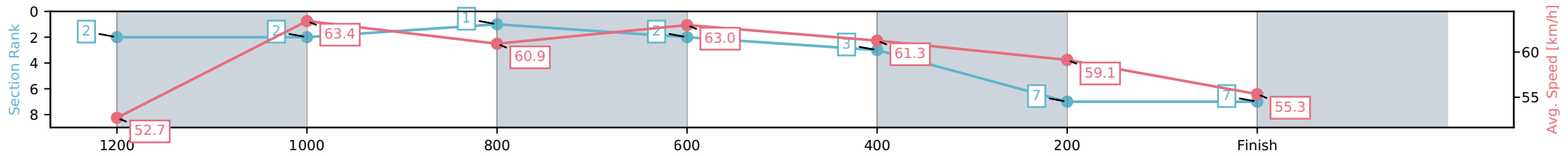
Horse/Jockey Name	Without Revenge/Gary Geran
Finish Rank	7
Fastest Section Time (Section)	0:11.52 (800-600)
Top Speed [km/h] (Section)	66.9 (1400 - 1200)
Race State	Finished



Gatton QLD --Professional-2026-04-10
 Race 8: PETER TOOHILL MEMORIAL PLATE BENCHMARK
 70 Handicap - 1400m
 10 April 2026 - 3:58PM
 Track Rating: Good 4, Weather: Fine, Rail Position: True Entire Circuit



Section	L1400	L1200	L1000	L800	L600	L400	L200
Section Times	1:25.84 (0:13.50)	1:12.34 [2] (0:11.52)	1:00.82 [1] (0:11.89)	0:48.94 [2] (0:11.52)	0:37.42 [3] (0:11.95)	0:25.47 [7] (0:12.24)	0:13.23 [7] (0:13.23)
Average Speed [km/h]	52.7	63.4	60.9	63.0	61.3	59.1	55.3
Top Speed [km/h]	66.9	66.5	62.0	64.1	63.6	60.5	58.0
Avg. Dist. to Rail [m]	6.4	2.3	2.1	2.4	2.7	3.6	5.0
Avg. Stride Freq. [Hz]	2.4	2.4	2.3	2.3	2.4	2.3	2.2
Avg. Stride Length [m]	6.4	7.7	7.6	7.7	7.3	7.2	7.0



[] Ranking at each section and finish
 -:-:- No data available at this section
 NA No data available