

Horse/Jockey Name	Fearless Win/Mark Du Plessis
Finish Rank	1
Fastest Section Time (Section)	0:10.49 (1000-800)
Top Speed [km/h] (Section)	70.6 (1000-800)
Race State	Finished



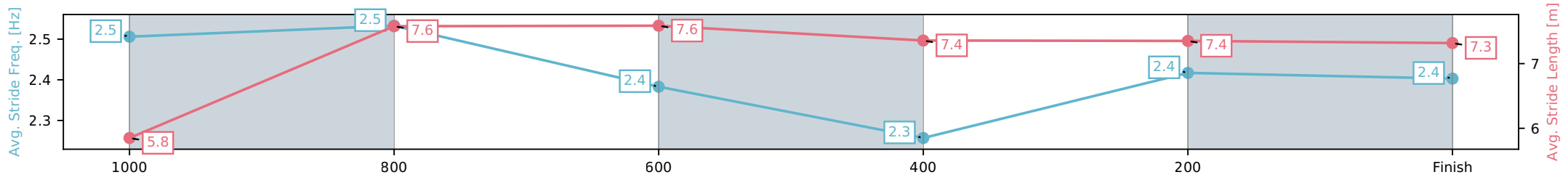
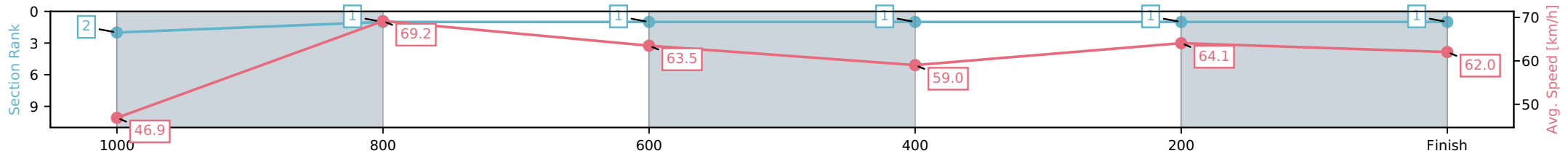
Doomben QLD --Professional-2026-04-11
 Race 1: BECOME A BRC MEMBER QTIS Two-Year-Old
 Handicap - 1110m



11 April 2026 - 12:30PM

Track Rating: Good 4, Weather: Fine, Rail Position: +2.5m Entire Circuit

Section	L1110	L1000	L800	L600	L400	L200
Section Times	1:05.43 (0:08.66)	0:56.78 [1] (0:10.49)	0:46.28 [1] (0:11.39)	0:34.90 [1] (0:12.08)	0:22.82 [1] (0:11.18)	0:11.63 [1] (0:11.63)
Average Speed [km/h]	46.9	69.2	63.5	59.0	64.1	62.0
Top Speed [km/h]	65.4	70.6	68.1	61.3	66.2	65.2
Avg. Dist. to Rail [m]	11.2	4.6	0.6	1.5	2.2	1.9
Avg. Stride Freq. [Hz]	2.5	2.5	2.4	2.3	2.4	2.4
Avg. Stride Length [m]	5.8	7.6	7.6	7.4	7.4	7.3



[] Ranking at each section and finish
 -:-:- No data available at this section
 NA No data available

Horse/Jockey Name	Magritte/Boris Thornton
Finish Rank	2
Fastest Section Time (Section)	0:10.99 (400-200)
Top Speed [km/h] (Section)	67.2 (1000-800)
Race State	Finished



Doomben QLD --Professional-2026-04-11

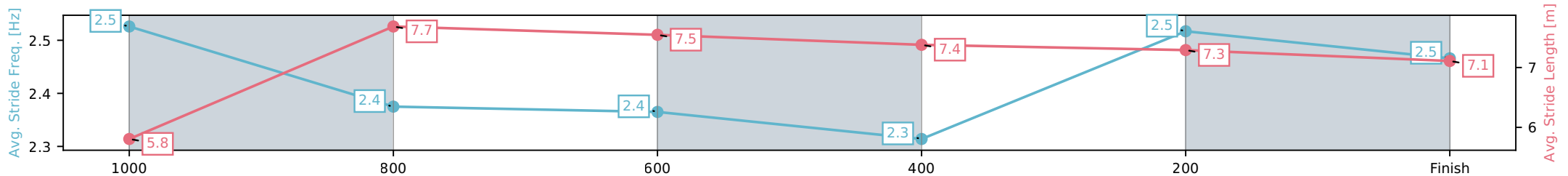
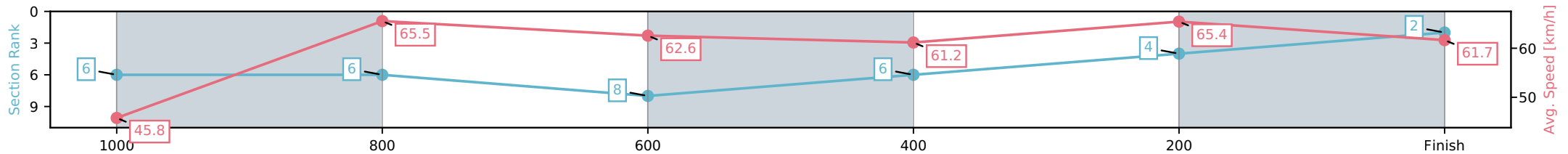
Race 1: BECOME A BRC MEMBER QTIS Two-Year-Old Handicap - 1110m

11 April 2026 - 12:30PM



Track Rating: Good 4, Weather: Fine, Rail Position: +2.5m Entire Circuit

Section	L1110	L1000	L800	L600	L400	L200
Section Times	1:05.65 (0:08.88)	0:56.77 [6] (0:11.01)	0:45.75 [8] (0:11.59)	0:34.16 [6] (0:11.73)	0:22.43 [4] (0:10.99)	0:11.44 [2] (0:11.44)
Average Speed [km/h]	45.8	65.5	62.6	61.2	65.4	61.7
Top Speed [km/h]	62.1	67.2	65.6	64.0	66.6	64.6
Avg. Dist. to Rail [m]	6.9	1.5	1.3	0.8	0.5	1.0
Avg. Stride Freq. [Hz]	2.5	2.4	2.4	2.3	2.5	2.5
Avg. Stride Length [m]	5.8	7.7	7.5	7.4	7.3	7.1



- [] Ranking at each section and finish
- :-:- No data available at this section
- NA No data available

Horse/Jockey Name	Unloading/Kyle Wilson-Taylor
Finish Rank	3
Fastest Section Time (Section)	0:11.03 (400-200)
Top Speed [km/h] (Section)	66.2 (400-200)
Race State	Finished



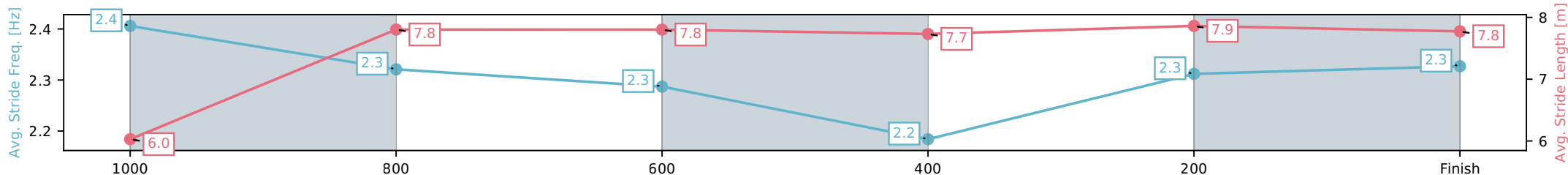
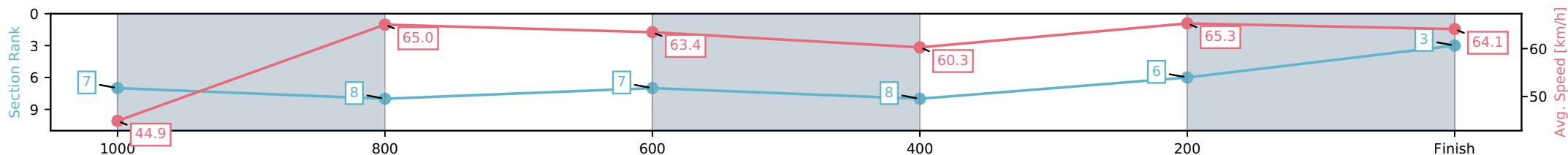
Doomben QLD --Professional-2026-04-11
 Race 1: BECOME A BRC MEMBER QTIS Two-Year-Old
 Handicap - 1110m



11 April 2026 - 12:30PM

Track Rating: Good 4, Weather: Fine, Rail Position: +2.5m Entire Circuit

Section	L1110	L1000	L800	L600	L400	L200
Section Times	1:05.66 (0:09.06)	0:56.60 [8] (0:11.07)	0:45.53 [7] (0:11.32)	0:34.21 [8] (0:11.87)	0:22.34 [6] (0:11.03)	0:11.30 [3] (0:11.30)
Average Speed [km/h]	44.9	65.0	63.4	60.3	65.3	64.1
Top Speed [km/h]	62.8	65.6	64.8	62.6	66.2	66.0
Avg. Dist. to Rail [m]	8.3	0.4	0.4	1.2	2.0	4.1
Avg. Stride Freq. [Hz]	2.4	2.3	2.3	2.2	2.3	2.3
Avg. Stride Length [m]	6.0	7.8	7.8	7.7	7.9	7.8



- [] Ranking at each section and finish
- :-:- No data available at this section
- NA No data available

Horse/Jockey Name	Ever So Ready/Ryan Maloney
Finish Rank	4
Fastest Section Time (Section)	0:10.78 (1000-800)
Top Speed [km/h] (Section)	68.2 (1000-800)
Race State	Finished



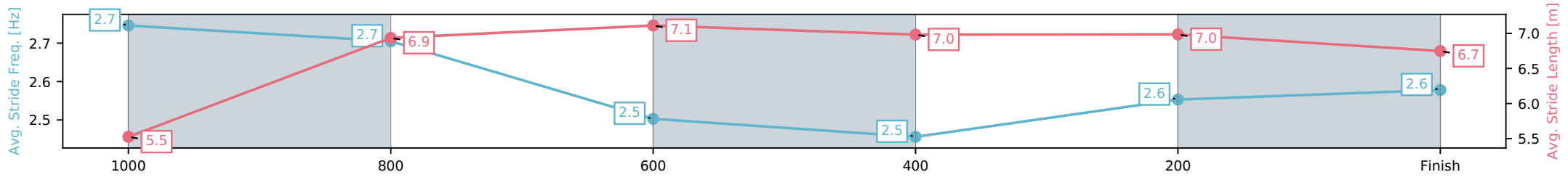
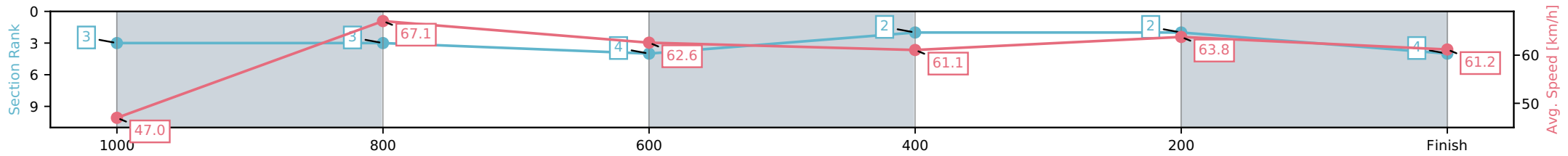
Doomben QLD --Professional-2026-04-11
 Race 1: BECOME A BRC MEMBER QTIS Two-Year-Old
 Handicap - 1110m



11 April 2026 - 12:30PM

Track Rating: Good 4, Weather: Fine, Rail Position: +2.5m Entire Circuit

Section	L1110	L1000	L800	L600	L400	L200
Section Times	1:05.70 (0:08.68)	0:57.02 [3] (0:10.78)	0:46.24 [4] (0:11.60)	0:34.65 [2] (0:11.73)	0:22.92 [2] (0:11.24)	0:11.68 [4] (0:11.68)
Average Speed [km/h]	47.0	67.1	62.6	61.1	63.8	61.2
Top Speed [km/h]	64.9	68.2	65.9	61.9	65.7	63.9
Avg. Dist. to Rail [m]	6.3	2.5	1.2	0.8	1.6	0.6
Avg. Stride Freq. [Hz]	2.7	2.7	2.5	2.5	2.6	2.6
Avg. Stride Length [m]	5.5	6.9	7.1	7.0	7.0	6.7



[] Ranking at each section and finish
 -:-:- No data available at this section
 NA No data available

Horse/Jockey Name	Hell Or Heaven/Cejay Graham
Finish Rank	5
Fastest Section Time (Section)	0:10.77 (1000-800)
Top Speed [km/h] (Section)	67.8 (1000-800)
Race State	Finished

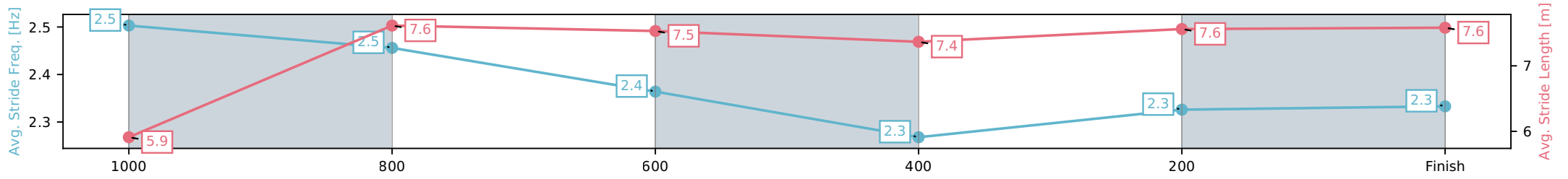
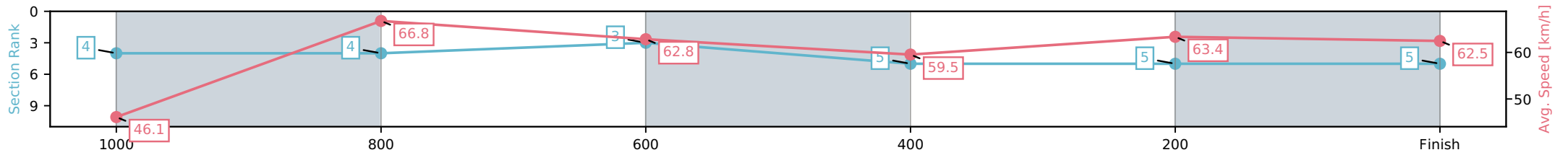


Doomben QLD --Professional-2026-04-11
 Race 1: BECOME A BRC MEMBER QTIS Two-Year-Old
 Handicap - 1110m
 11 April 2026 - 12:30PM



Track Rating: Good 4, Weather: Fine, Rail Position: +2.5m Entire Circuit

Section	L1110	L1000	L800	L600	L400	L200
Section Times	1:05.93 (0:08.81)	0:57.12 [4] (0:10.77)	0:46.34 [3] (0:11.37)	0:34.97 [5] (0:12.00)	0:22.97 [5] (0:11.37)	0:11.59 [5] (0:11.59)
Average Speed [km/h]	46.1	66.8	62.8	59.5	63.4	62.5
Top Speed [km/h]	66.3	67.8	66.0	60.5	65.7	65.0
Avg. Dist. to Rail [m]	1.6	0.5	1.4	1.2	1.5	1.1
Avg. Stride Freq. [Hz]	2.5	2.5	2.4	2.3	2.3	2.3
Avg. Stride Length [m]	5.9	7.6	7.5	7.4	7.6	7.6



[] Ranking at each section and finish
 -.-.- No data available at this section
 NA No data available

Horse/Jockey Name	I Am That Girl/Angela Jones
Finish Rank	6
Fastest Section Time (Section)	0:10.90 (1000-800)
Top Speed [km/h] (Section)	67.6 (1000-800)
Race State	Finished



Doomben QLD --Professional-2026-04-11

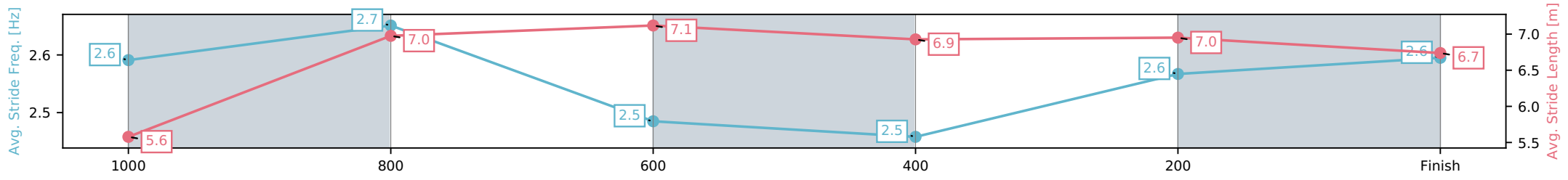
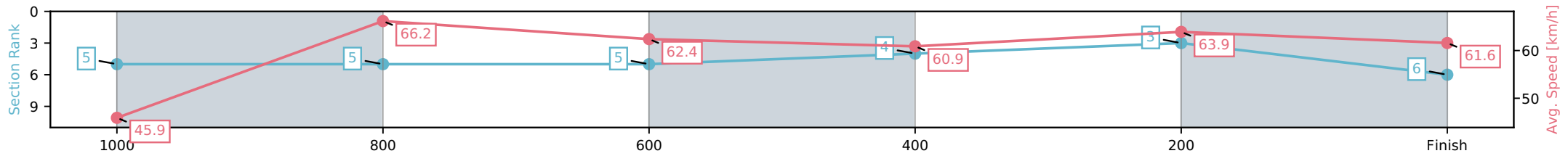
Race 1: BECOME A BRC MEMBER QTIS Two-Year-Old Handicap - 1110m

11 April 2026 - 12:30PM



Track Rating: Good 4, Weather: Fine, Rail Position: +2.5m Entire Circuit

Section	L1110	L1000	L800	L600	L400	L200
Section Times	1:05.96 (0:08.83)	0:57.13 [5] (0:10.90)	0:46.24 [5] (0:11.49)	0:34.75 [4] (0:11.71)	0:23.04 [3] (0:11.28)	0:11.76 [6] (0:11.76)
Average Speed [km/h]	45.9	66.2	62.4	60.9	63.9	61.6
Top Speed [km/h]	63.6	67.6	65.2	62.2	64.6	64.7
Avg. Dist. to Rail [m]	2.6	0.5	1.1	1.6	0.8	1.7
Avg. Stride Freq. [Hz]	2.6	2.7	2.5	2.5	2.6	2.6
Avg. Stride Length [m]	5.6	7.0	7.1	6.9	7.0	6.7



[] Ranking at each section and finish
 -:-:- No data available at this section
 NA No data available

Horse/Jockey Name	The Devil's Girl/Ross O'Sullivan
Finish Rank	7
Fastest Section Time (Section)	0:10.97 (800-600)
Top Speed [km/h] (Section)	66.1 (800-600)
Race State	Finished

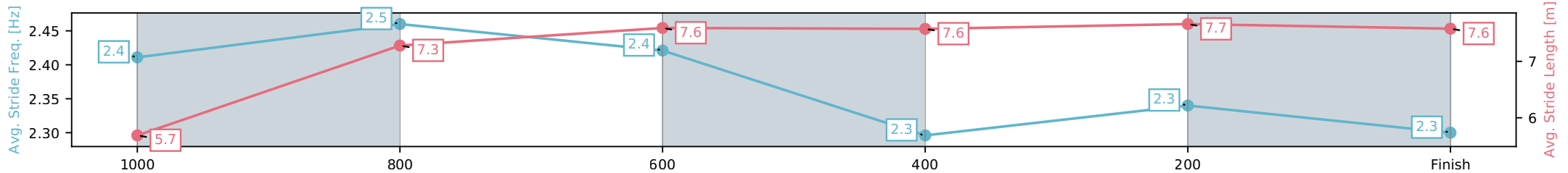
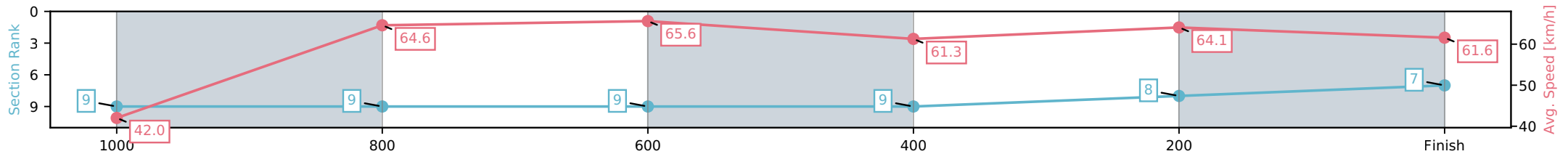


Doomben QLD --Professional-2026-04-11
 Race 1: BECOME A BRC MEMBER QTIS Two-Year-Old
 Handicap - 1110m
 11 April 2026 - 12:30PM



Track Rating: Good 4, Weather: Fine, Rail Position: +2.5m Entire Circuit

Section	L1110	L1000	L800	L600	L400	L200
Section Times	1:06.58 (0:09.55)	0:57.03 [9] (0:11.16)	0:45.87 [9] (0:10.97)	0:34.90 [9] (0:11.81)	0:23.09 [8] (0:11.28)	0:11.80 [7] (0:11.80)
Average Speed [km/h]	42.0	64.6	65.6	61.3	64.1	61.6
Top Speed [km/h]	60.9	65.6	66.1	65.3	64.8	63.7
Avg. Dist. to Rail [m]	4.1	0.6	0.2	1.0	2.4	2.5
Avg. Stride Freq. [Hz]	2.4	2.5	2.4	2.3	2.3	2.3
Avg. Stride Length [m]	5.7	7.3	7.6	7.6	7.7	7.6



- [] Ranking at each section and finish
- :-:- No data available at this section
- NA No data available

Horse/Jockey Name	O'reillys Flight/Daniel Moor
Finish Rank	8
Fastest Section Time (Section)	0:10.60 (1000-800)
Top Speed [km/h] (Section)	69.6 (1000-800)
Race State	Finished



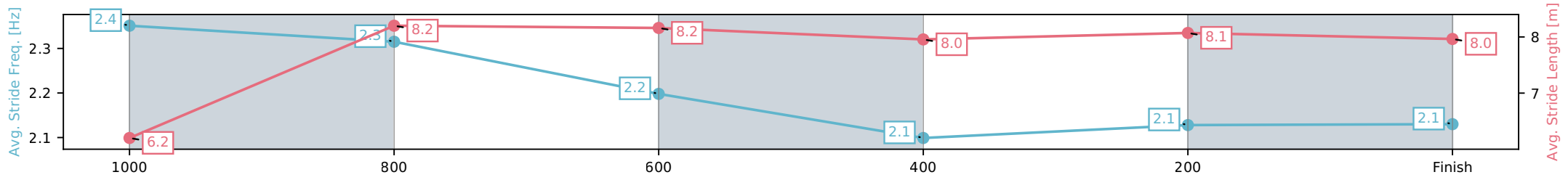
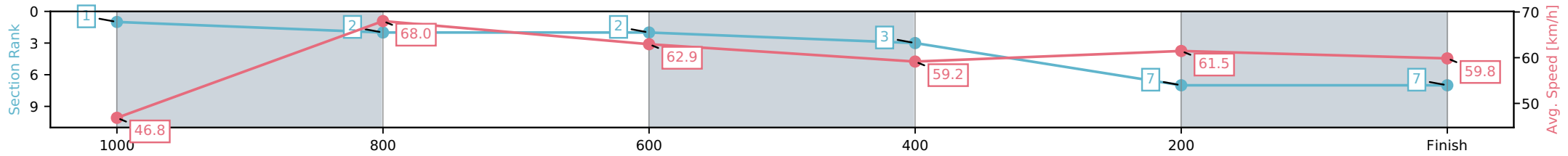
Doomben QLD --Professional-2026-04-11
 Race 1: BECOME A BRC MEMBER QTIS Two-Year-Old
 Handicap - 1110m



11 April 2026 - 12:30PM

Track Rating: Good 4, Weather: Fine, Rail Position: +2.5m Entire Circuit

Section	L1110	L1000	L800	L600	L400	L200
Section Times	1:06.58 (0:08.65)	0:57.93 [2] (0:10.60)	0:47.32 [2] (0:11.46)	0:35.87 [3] (0:12.11)	0:23.76 [7] (0:11.70)	0:12.06 [7] (0:12.06)
Average Speed [km/h]	46.8	68.0	62.9	59.2	61.5	59.8
Top Speed [km/h]	64.9	69.6	66.7	60.4	62.5	61.9
Avg. Dist. to Rail [m]	5.2	1.4	0.3	0.7	0.8	0.9
Avg. Stride Freq. [Hz]	2.4	2.3	2.2	2.1	2.1	2.1
Avg. Stride Length [m]	6.2	8.2	8.2	8.0	8.1	8.0



[] Ranking at each section and finish
 -:-:- No data available at this section
 NA No data available

Horse/Jockey Name	Mighty Successful/Morgan Butler
Finish Rank	9
Fastest Section Time (Section)	0:10.88 (1000-800)
Top Speed [km/h] (Section)	67.5 (1000-800)
Race State	Finished

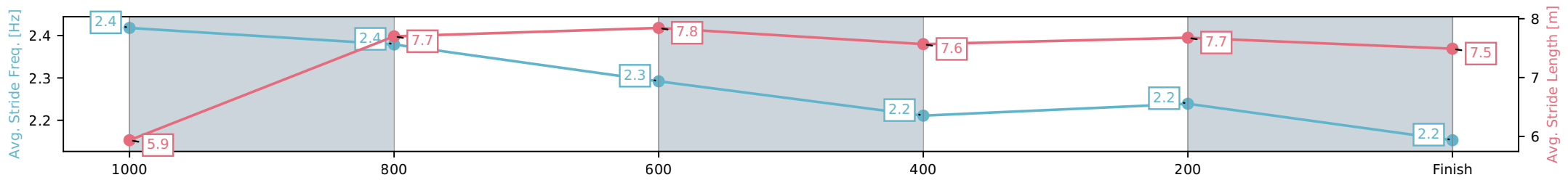
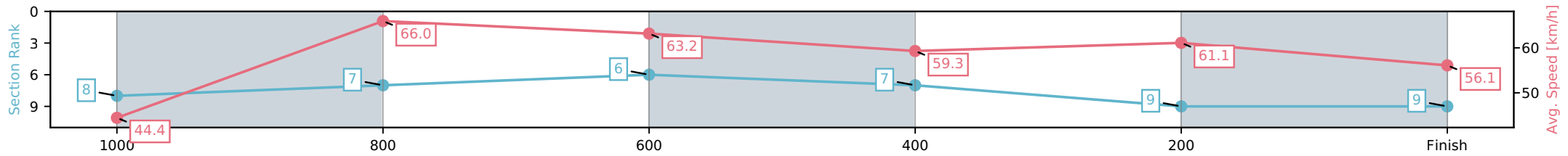


Doomben QLD --Professional-2026-04-11
 Race 1: BECOME A BRC MEMBER QTIS Two-Year-Old
 Handicap - 1110m
 11 April 2026 - 12:30PM



Track Rating: Good 4, Weather: Fine, Rail Position: +2.5m Entire Circuit

Section	L1110	L1000	L800	L600	L400	L200
Section Times	1:07.89 (0:09.14)	0:58.74 [7] (0:10.88)	0:47.86 [6] (0:11.27)	0:36.59 [7] (0:11.95)	0:24.64 [9] (0:11.74)	0:12.90 [9] (0:12.90)
Average Speed [km/h]	44.4	66.0	63.2	59.3	61.1	56.1
Top Speed [km/h]	62.5	67.5	65.3	60.8	62.1	59.7
Avg. Dist. to Rail [m]	3.9	0.7	2.4	2.5	1.3	0.5
Avg. Stride Freq. [Hz]	2.4	2.4	2.3	2.2	2.2	2.2
Avg. Stride Length [m]	5.9	7.7	7.8	7.6	7.7	7.5



[] Ranking at each section and finish
 -.-.- No data available at this section
 NA No data available



Doomben QLD
Race 2: SKY RACING BENCHMARK 85 Handicap - 1615m
 11 April 2026 - 1:03PM



BRISBANE
RACING CLUB

Track Rating: Good 4, Weather: Fine, Rail Position: +2.5m Entire Circuit

Field Times (Race Tempo) 1:36.47 (0:14.58) 1:21.89 (0:11.45) 1:10.44 (0:11.90) 0:58.55 (0:12.30) 0:46.25 (0:11.63) 0:34.62 (0:11.31) 0:23.31 (0:11.41) 0:11.90 (0:11.90)

Rank	TAB#	Horse	Overall Time	First 400m	Top Speed km/h (Section)	L1615	L1400	L1200	L1000	L800	L600	L400	L200
	(BAR#)	Jockey	Margin (DT-W)	Last 600m	Fastest Section (Time)	Start - 1400	1400 - 1200	1200 - 1000	1000 - 800	800 - 600	600 - 400	400 - 200	200 - Finish
1	4	Eclair Awesome	1:36.47	0:25.71	66.4 (400-200)	1:36.47	1:21.45 [6]	1:09.86 [6]	0:57.91 [6]	0:45.47 [6]	0:33.93 [6]	0:22.68 [5]	0:11.66 [5]
	(5)	Taylor Marshall		0:33.93	400-200 (0:11.02)	(0:15.02)	(0:11.59)	(0:11.95)	(0:12.44)	(0:11.54)	(0:11.25)	(0:11.02)	(0:11.66)
2	6	Koruto	1:36.75	0:25.86	65.6 (400-200)	1:36.75	1:21.48 [7]	1:10.02 [7]	0:58.04 [7]	0:45.50 [7]	0:33.85 [7]	0:22.68 [7]	0:11.61 [7]
	(3)	Cejay Graham	1.6L (+1)	0:33.85	400-200 (0:11.07)	(0:15.26)	(0:11.46)	(0:11.99)	(0:12.54)	(0:11.65)	(0:11.17)	(0:11.07)	(0:11.61)
3	8	Irama	1:36.77	0:25.31	64.3 (400-200)	1:36.77	1:22.19 [1]	1:10.57 [3]	0:58.62 [3]	0:46.25 [3]	0:34.63 [3]	0:23.34 [4]	0:12.00 [4]
	(1)	Montana Philpot	1.7L (+3)	0:34.62	600-400 (0:11.29)	(0:14.58)	(0:11.62)	(0:11.95)	(0:12.37)	(0:11.62)	(0:11.29)	(0:11.33)	(0:12.00)
4	3	Ramp It Up	1:36.81	0:25.27	66.6 (1400-1200)	1:36.81	1:21.82 [5]	1:10.66 [2]	0:58.78 [2]	0:46.45 [2]	0:34.80 [2]	0:23.51 [2]	0:12.24 [1]
	(6)	Michael Rodd	2.0L (-1)	0:34.81	1400-1200 (0:11.15)	(0:14.99)	(0:11.15)	(0:11.88)	(0:12.34)	(0:11.64)	(0:11.29)	(0:11.28)	(0:12.24)
5	1	Weigall Tiger	1:36.85	0:25.42	66.2 (1400-1200)	1:36.85	1:21.98 [3]	1:10.54 [4]	0:58.58 [4]	0:46.14 [4]	0:34.59 [4]	0:23.44 [3]	0:12.26 [3]
	(7)	Rob Thorburn	2.2L (-4)	0:34.59	600-400 (0:11.16)	(0:14.87)	(0:11.44)	(0:11.96)	(0:12.44)	(0:11.55)	(0:11.16)	(0:11.17)	(0:12.26)
6	5	Kipling's Journey	1:37.05	0:25.17	64.7 (1615 - 1400)	1:37.05	1:22.45 [2]	1:11.02 [1]	0:59.13 [1]	0:46.83 [1]	0:35.20 [1]	0:23.89 [1]	0:12.47 [2]
	(4)	Daniel Moor	3.4L (-4)	0:35.20	600-400 (0:11.31)	(0:14.60)	(0:11.42)	(0:11.90)	(0:12.30)	(0:11.63)	(0:11.31)	(0:11.42)	(0:12.47)
7	2	Logan Street Lion	1:37.12	0:25.08	64.4 (1400-1200)	1:22.61	1:11.20 [1]	0:59.32 [1]	0:47.07 [1]	0:35.41 [1]	0:24.06 [1]	0:12.55 [1]	0:12.55 [1]
	(2)	Mark Du Plessis	3.8L (-3)	0:35.41	600-400 (0:11.35)	(0:14.51)	(0:11.41)	(0:11.88)	(0:12.25)	(0:11.66)	(0:11.35)	(0:11.51)	(0:12.55)

Scratched: Phenom (#7)

Report Created: Sat 11 April 2026

(Note: Races are conducted over an approximate distance as close as possible to the advertised distance, and recorded data may vary accordingly. Official times refer to race times only and do not include handicap times.)

[] Position in running at each section and finish TAB# Saddle cloth number

Fastest split

-:--:-- No data available at this section

BAR# Barrier/Gate Position

Fastest section

NA No data available

DNF Did not finish

DNT Did not track

DT-W Distance travelled compared to winner in metres

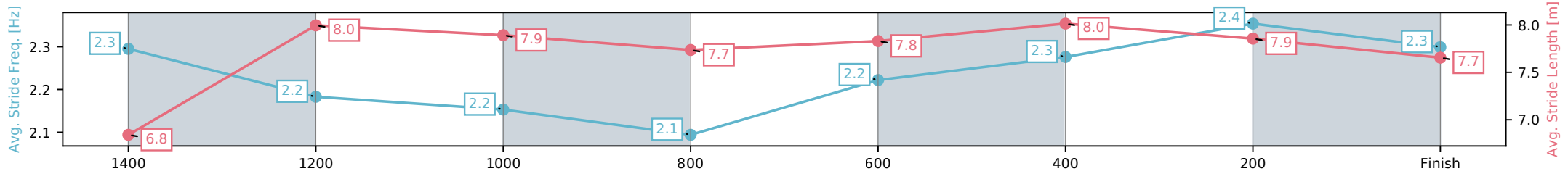
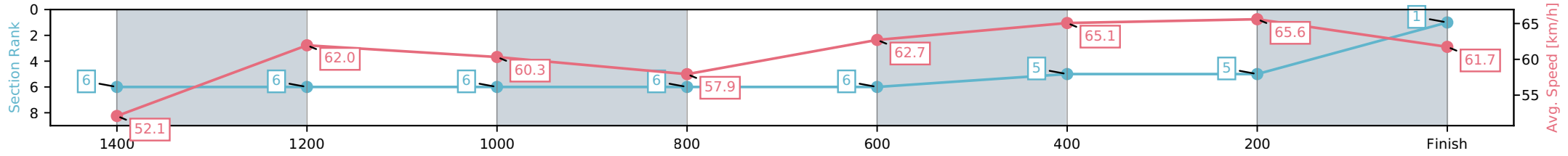
Horse/Jockey Name	Eclair Awesome/Taylor Marshall
Finish Rank	1
Fastest Section Time (Section)	0:11.02 (400-200)
Top Speed [km/h] (Section)	66.4 (400-200)
Race State	Finished



Doomben QLD --Professional-2026-04-11
 Race 2: SKY RACING BENCHMARK 85 Handicap - 1615m
 11 April 2026 - 1:03PM
 Track Rating: Good 4, Weather: Fine, Rail Position: +2.5m Entire Circuit



Section	L1615	L1400	L1200	L1000	L800	L600	L400	L200
Section Times	1:36.47 (0:15.02)	1:21.45 [6] (0:11.59)	1:09.86 [6] (0:11.95)	0:57.91 [6] (0:12.44)	0:45.47 [6] (0:11.54)	0:33.93 [5] (0:11.25)	0:22.68 [5] (0:11.02)	0:11.66 [1] (0:11.66)
Average Speed [km/h]	52.1	62.0	60.3	57.9	62.7	65.1	65.6	61.7
Top Speed [km/h]	64.6	63.4	61.6	59.3	65.1	65.9	66.4	64.4
Avg. Dist. to Rail [m]	1.9	0.6	0.8	0.9	1.3	2.6	3.4	5.4
Avg. Stride Freq. [Hz]	2.3	2.2	2.2	2.1	2.2	2.3	2.4	2.3
Avg. Stride Length [m]	6.8	8.0	7.9	7.7	7.8	8.0	7.9	7.7



[] Ranking at each section and finish
 -:-:- No data available at this section
 NA No data available

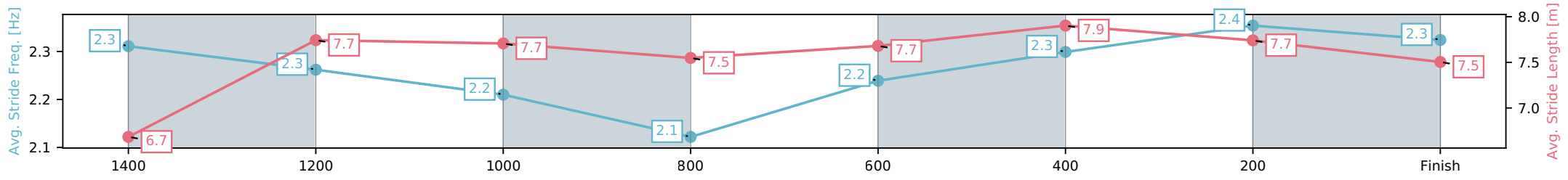
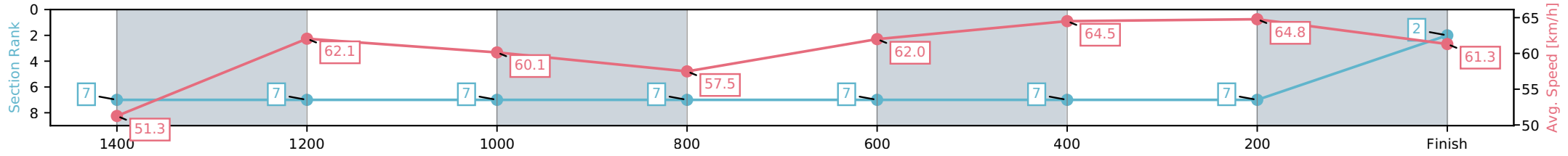
Horse/Jockey Name	Koruto/Cejay Graham
Finish Rank	2
Fastest Section Time (Section)	0:11.07 (400-200)
Top Speed [km/h] (Section)	65.6 (400-200)
Race State	Finished



Doomben QLD --Professional-2026-04-11
 Race 2: SKY RACING BENCHMARK 85 Handicap - 1615m
 11 April 2026 - 1:03PM
 Track Rating: Good 4, Weather: Fine, Rail Position: +2.5m Entire Circuit



Section	L1615	L1400	L1200	L1000	L800	L600	L400	L200
Section Times	1:36.75 (0:15.26)	1:21.48 [7] (0:11.46)	1:10.02 [7] (0:11.99)	0:58.04 [7] (0:12.54)	0:45.50 [7] (0:11.65)	0:33.85 [7] (0:11.17)	0:22.68 [7] (0:11.07)	0:11.61 [2] (0:11.61)
Average Speed [km/h]	51.3	62.1	60.1	57.5	62.0	64.5	64.8	61.3
Top Speed [km/h]	63.8	63.8	61.1	58.8	65.0	65.0	65.6	63.6
Avg. Dist. to Rail [m]	1.5	1.5	0.2	0.4	0.8	0.9	2.6	3.7
Avg. Stride Freq. [Hz]	2.3	2.3	2.2	2.1	2.2	2.3	2.4	2.3
Avg. Stride Length [m]	6.7	7.7	7.7	7.5	7.7	7.9	7.7	7.5



[] Ranking at each section and finish
 -:-:- No data available at this section
 NA No data available

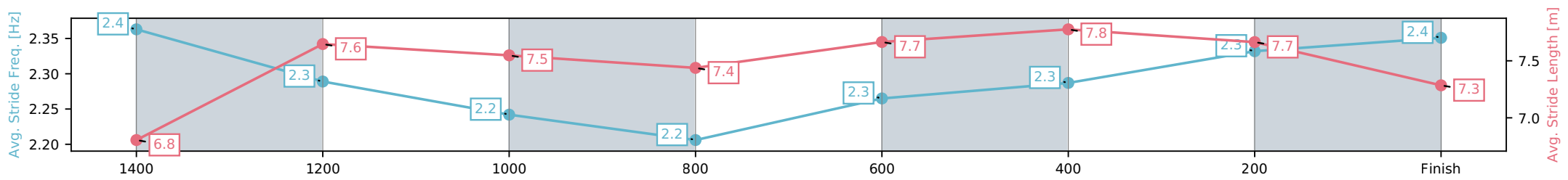
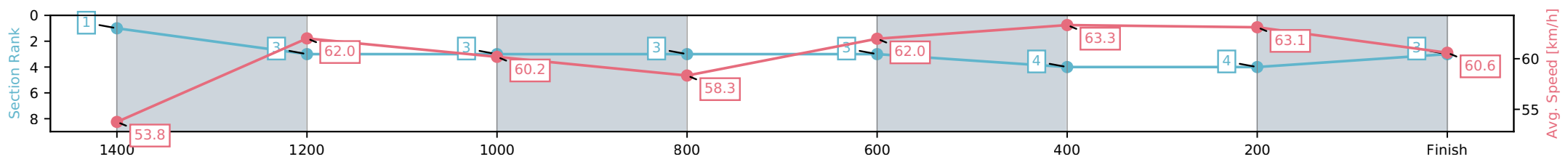
Horse/Jockey Name	Irama/Montana Philpot
Finish Rank	3
Fastest Section Time (Section)	0:11.29 (600-400)
Top Speed [km/h] (Section)	64.3 (400-200)
Race State	Finished



Doomben QLD --Professional-2026-04-11
 Race 2: SKY RACING BENCHMARK 85 Handicap - 1615m
 11 April 2026 - 1:03PM
 Track Rating: Good 4, Weather: Fine, Rail Position: +2.5m Entire Circuit



Section	L1615	L1400	L1200	L1000	L800	L600	L400	L200
Section Times	1:36.77 (0:14.58)	1:22.19 [3] (0:11.62)	1:10.57 [3] (0:11.95)	0:58.62 [3] (0:12.37)	0:46.25 [3] (0:11.62)	0:34.63 [4] (0:11.29)	0:23.34 [4] (0:11.33)	0:12.00 [3] (0:12.00)
Average Speed [km/h]	53.8	62.0	60.2	58.3	62.0	63.3	63.1	60.6
Top Speed [km/h]	63.0	63.1	61.7	59.3	63.6	63.8	64.3	61.3
Avg. Dist. to Rail [m]	0.6	0.3	0.5	0.7	0.4	1.2	2.6	1.2
Avg. Stride Freq. [Hz]	2.4	2.3	2.2	2.2	2.3	2.3	2.3	2.4
Avg. Stride Length [m]	6.8	7.6	7.5	7.4	7.7	7.8	7.7	7.3



[] Ranking at each section and finish
 -:-:- No data available at this section
 NA No data available

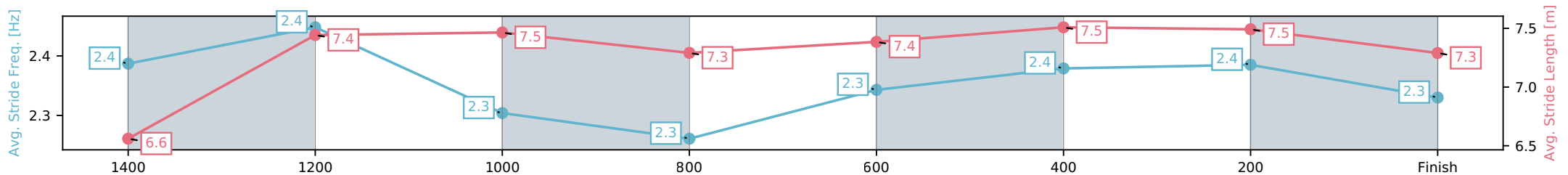
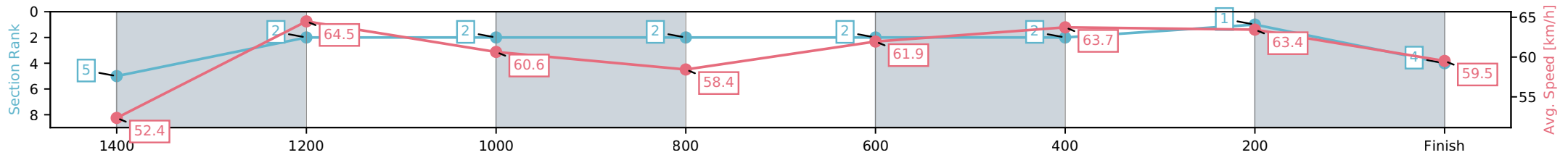
Horse/Jockey Name	Ramp It Up/Michael Rodd
Finish Rank	4
Fastest Section Time (Section)	0:11.15 (1400-1200)
Top Speed [km/h] (Section)	66.6 (1400-1200)
Race State	Finished



Doomben QLD --Professional-2026-04-11
 Race 2: SKY RACING BENCHMARK 85 Handicap - 1615m
 11 April 2026 - 1:03PM
 Track Rating: Good 4, Weather: Fine, Rail Position: +2.5m Entire Circuit



Section	L1615	L1400	L1200	L1000	L800	L600	L400	L200
Section Times	1:36.81 (0:14.99)	1:21.82 [2] (0:11.15)	1:10.66 [2] (0:11.88)	0:58.78 [2] (0:12.34)	0:46.45 [2] (0:11.64)	0:34.80 [2] (0:11.29)	0:23.51 [1] (0:11.28)	0:12.24 [4] (0:12.24)
Average Speed [km/h]	52.4	64.5	60.6	58.4	61.9	63.7	63.4	59.5
Top Speed [km/h]	64.0	66.6	62.3	59.2	63.7	64.4	64.4	61.7
Avg. Dist. to Rail [m]	2.3	0.4	0.3	0.6	0.3	0.8	1.7	1.3
Avg. Stride Freq. [Hz]	2.4	2.4	2.3	2.3	2.3	2.4	2.4	2.3
Avg. Stride Length [m]	6.6	7.4	7.5	7.3	7.4	7.5	7.5	7.3



- [] Ranking at each section and finish
- :-:- No data available at this section
- NA No data available

Horse/Jockey Name	Weigall Tiger/Rob Thorburn
Finish Rank	5
Fastest Section Time (Section)	0:11.16 (600-400)
Top Speed [km/h] (Section)	66.2 (1400-1200)
Race State	Finished



Doomben QLD --Professional-2026-04-11

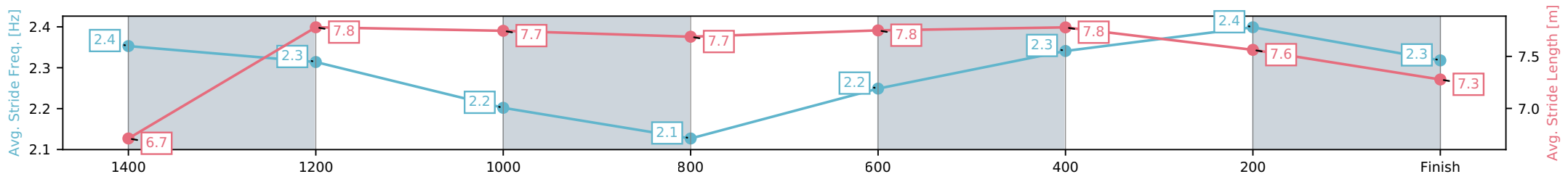
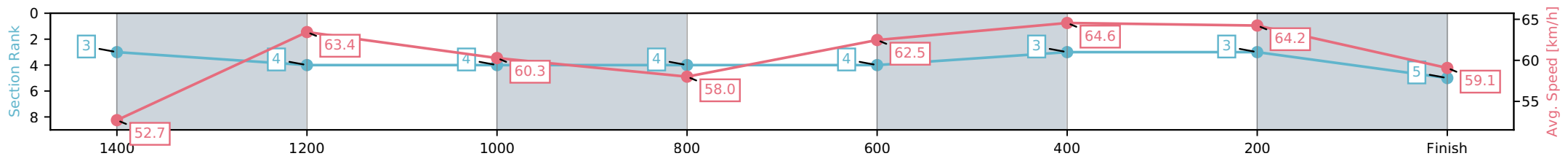
Race 2: SKY RACING BENCHMARK 85 Handicap - 1615m

11 April 2026 - 1:03PM

Track Rating: Good 4, Weather: Fine, Rail Position: +2.5m Entire Circuit



Section	L1615	L1400	L1200	L1000	L800	L600	L400	L200
Section Times	1:36.85 (0:14.87)	1:21.98 [4] (0:11.44)	1:10.54 [4] (0:11.96)	0:58.58 [4] (0:12.44)	0:46.14 [4] (0:11.55)	0:34.59 [3] (0:11.16)	0:23.44 [3] (0:11.17)	0:12.26 [5] (0:12.26)
Average Speed [km/h]	52.7	63.4	60.3	58.0	62.5	64.6	64.2	59.1
Top Speed [km/h]	64.8	66.2	62.4	59.2	64.7	65.9	65.8	62.9
Avg. Dist. to Rail [m]	3.3	1.4	1.0	0.6	0.4	0.5	1.0	2.2
Avg. Stride Freq. [Hz]	2.4	2.3	2.2	2.1	2.2	2.3	2.4	2.3
Avg. Stride Length [m]	6.7	7.8	7.7	7.7	7.8	7.8	7.6	7.3



- [] Ranking at each section and finish
- :-:- No data available at this section
- NA No data available

Horse/Jockey Name	Kipling's Journey/Daniel Moor
Finish Rank	6
Fastest Section Time (Section)	0:11.31 (600-400)
Top Speed [km/h] (Section)	64.7 (1615 - 1400)
Race State	Finished



Doomben QLD --Professional-2026-04-11

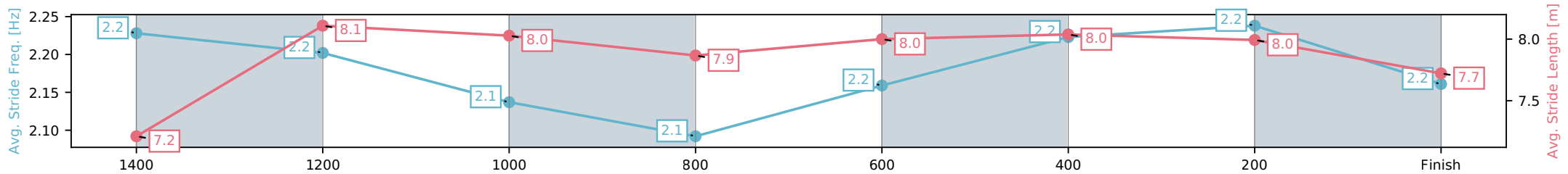
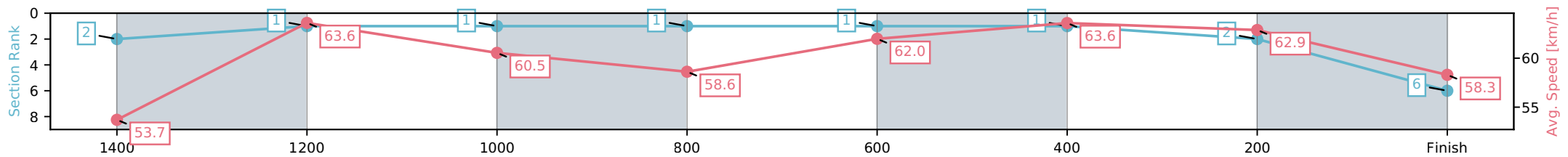
Race 2: SKY RACING BENCHMARK 85 Handicap - 1615m

11 April 2026 - 1:03PM

Track Rating: Good 4, Weather: Fine, Rail Position: +2.5m Entire Circuit



Section	L1615	L1400	L1200	L1000	L800	L600	L400	L200
Section Times	1:37.05 (0:14.60)	1:22.45 [1] (0:11.42)	1:11.02 [1] (0:11.90)	0:59.13 [1] (0:12.30)	0:46.83 [1] (0:11.63)	0:35.20 [1] (0:11.31)	0:23.89 [2] (0:11.42)	0:12.47 [6] (0:12.47)
Average Speed [km/h]	53.7	63.6	60.5	58.6	62.0	63.6	62.9	58.3
Top Speed [km/h]	64.7	64.4	63.6	59.8	63.0	64.1	63.8	60.3
Avg. Dist. to Rail [m]	2.1	1.7	1.2	0.6	0.2	0.5	0.5	0.4
Avg. Stride Freq. [Hz]	2.2	2.2	2.1	2.1	2.2	2.2	2.2	2.2
Avg. Stride Length [m]	7.2	8.1	8.0	7.9	8.0	8.0	8.0	7.7



[] Ranking at each section and finish
 -:-:- No data available at this section
 NA No data available

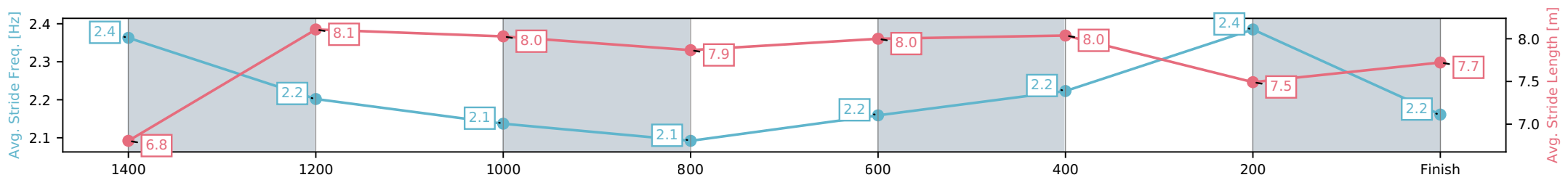
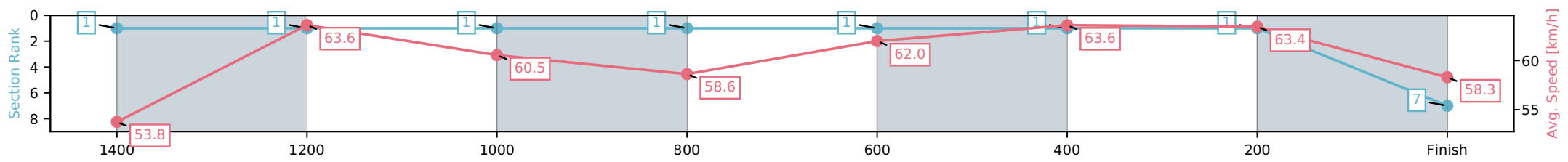
Horse/Jockey Name	Logan Street Lion/Mark Du Plessis
Finish Rank	7
Fastest Section Time (Section)	0:11.35 (600-400)
Top Speed [km/h] (Section)	64.4 (1400-1200)
Race State	Finished



Doomben QLD --Professional-2026-04-11
 Race 2: SKY RACING BENCHMARK 85 Handicap - 1615m
 11 April 2026 - 1:03PM
 Track Rating: Good 4, Weather: Fine, Rail Position: +2.5m Entire Circuit



Section	L1615	L1400	L1200	L1000	L800	L600	L400	L200
Section Times	1:22.61 (0:14.51)	1:11.20 [1] (0:11.41)	0:59.32 [1] (0:11.88)	0:47.07 [1] (0:12.25)	0:35.41 [1] (0:11.66)	0:24.06 [1] (0:11.35)	0:12.55 [1] (0:11.51)	0:12.55 [7] (0:12.55)
Average Speed [km/h]	53.8	63.6	60.5	58.6	62.0	63.6	63.4	58.3
Top Speed [km/h]	63.0	64.4	63.6	59.8	63.0	64.1	64.4	60.3
Avg. Dist. to Rail [m]	4.1	2.2	1.7	1.6	1.7	2.0	4.2	2.9
Avg. Stride Freq. [Hz]	2.4	2.2	2.1	2.1	2.2	2.2	2.4	2.2
Avg. Stride Length [m]	6.8	8.1	8.0	7.9	8.0	8.0	7.5	7.7



[] Ranking at each section and finish
 -:-:- No data available at this section
 NA No data available



Doomben QLD

Race 3: STRADBROKE SEASON ON SALE NOW Class 3 Plate - 1615m

11 April 2026 - 1:38PM

Track Rating: Good 4, Weather: Fine, Rail Position: +2.5m Entire Circuit



BRISBANE RACING CLUB

Field Times	1:37.53	1:22.84	1:10.92	0:58.74	0:46.58	0:34.58	0:22.94	0:11.89
(Race Tempo)	(0:14.69)	(0:11.92)	(0:12.18)	(0:12.16)	(0:12.00)	(0:11.63)	(0:11.05)	(0:11.89)

Rank	TAB#	Horse	Overall Time	First 400m	Top Speed km/h (Section)	L1615	L1400	L1200	L1000	L800	L600	L400	L200
	(BAR#)	Jockey	Margin (DT-W)	Last 600m	Fastest Section (Time)	Start - 1400	1400 - 1200	1200 - 1000	1000 - 800	800 - 600	600 - 400	400 - 200	200 - Finish
1	7	Sir Winnie	1:37.53	0:26.14	65.8 (400-200)	1:37.53	1:22.44 [3]	1:10.46 [3]	0:58.35 [3]	0:46.29 [3]	0:34.38 [2]	0:22.76 [2]	0:11.64 [2]
	(8)	Angela Jones		0:34.38	400-200 (0:11.12)	(0:15.09)	(0:11.98)	(0:12.11)	(0:12.06)	(0:11.91)	(0:11.62)	(0:11.12)	(0:11.64)
2	1	Boom Shot	1:37.58	0:26.28	65.6 (400-200)	1:37.58	1:22.26 [5]	1:10.40 [4]	0:58.37 [4]	0:46.31 [4]	0:34.31 [3]	0:22.57 [5]	0:11.46 [5]
	(4)	Ryan Maloney	0.3L (-7)	0:34.31	400-200 (0:11.11)	(0:15.32)	(0:11.86)	(0:12.04)	(0:12.06)	(0:12.00)	(0:11.74)	(0:11.11)	(0:11.46)
3	8	So You Are	1:37.62	0:26.48	65.8 (400-200)	1:37.62	1:22.11 [6]	1:10.21 [6]	0:58.13 [6]	0:46.01 [6]	0:34.11 [6]	0:22.69 [3]	0:11.64 [3]
	(3)	Cejay Graham	0.5L (-6)	0:34.11	400-200 (0:11.05)	(0:15.51)	(0:11.90)	(0:12.08)	(0:12.12)	(0:11.90)	(0:11.42)	(0:11.05)	(0:11.64)
4	11	Captain Eagle	1:37.72	0:25.70	65.7 (400-200)	1:37.72	1:23.03 [1]	1:11.11 [1]	0:58.93 [1]	0:46.77 [1]	0:34.77 [1]	0:23.13 [1]	0:12.08 [1]
	(6)	Mark Du Plessis	1.1L (+5)	0:34.77	400-200 (0:11.05)	(0:14.69)	(0:11.92)	(0:12.18)	(0:12.16)	(0:12.00)	(0:11.64)	(0:11.05)	(0:12.08)
5	3	Fire And Light	1:37.98	0:26.86	66.6 (400-200)	1:37.98	1:22.21 [8]	1:10.20 [7]	0:58.13 [7]	0:45.96 [7]	0:34.10 [7]	0:22.74 [7]	0:11.75 [7]
	(5)	Olivia Webb	2.6L (+9)	0:34.11	400-200 (0:10.99)	(0:15.77)	(0:12.00)	(0:12.07)	(0:12.17)	(0:11.86)	(0:11.37)	(0:10.99)	(0:11.75)
6	13	Phenom	1:38.27	0:26.39	65.6 (400-200)	1:38.27	1:23.01 [4]	1:10.96 [5]	0:58.87 [5]	0:46.66 [5]	0:34.82 [5]	0:23.20 [6]	0:12.08 [6]
	(1)	Damien Thornton	4.3L (-8)	0:34.82	400-200 (0:11.12)	(0:15.26)	(0:12.05)	(0:12.09)	(0:12.21)	(0:11.84)	(0:11.62)	(0:11.12)	(0:12.08)
7	2	Colleano	1:38.64	0:26.10	66.1 (400-200)	1:38.64	1:23.60 [2]	1:11.63 [2]	0:59.62 [2]	0:47.46 [2]	0:35.37 [3]	0:23.69 [4]	0:12.59 [4]
	(2)	Jag Guthmann-Chester	6.5L (+2)	0:35.37	400-200 (0:11.10)	(0:15.04)	(0:11.97)	(0:12.01)	(0:12.16)	(0:12.09)	(0:11.68)	(0:11.10)	(0:12.59)
8	14	More For Ready	1:38.91	0:26.88	65.3 (400-200)	1:38.91	1:23.30 [7]	1:11.09 [8]	0:58.93 [8]	0:46.75 [8]	0:34.91 [8]	0:23.47 [8]	0:12.20 [8]
	(7)	Brandon Lerena	8.1L (-3)	0:34.92	400-200 (0:11.28)	(0:15.61)	(0:12.21)	(0:12.16)	(0:12.18)	(0:11.84)	(0:11.44)	(0:11.28)	(0:12.20)

Scratched: Irama (#4), Ramp It Up (#5), Ready For The Trip (#6), Thebarberofseville (#9), Bit Of Grunt (#10), Subterrain (#12)

Report Created: Sat 11 April 2026

(Note: Races are conducted over an approximate distance as close as possible to the advertised distance, and recorded data may vary accordingly. Official times refer to race times only and do not include handicap times.)

[] Position in running at each section and finish TAB# Saddle cloth number

[] Fastest split

-:-- No data available at this section

BAR# Barrier/Gate Position

[] Fastest section

NA No data available

DNF Did not finish

DNT Did not track

DT-W Distance travelled compared to winner in metres

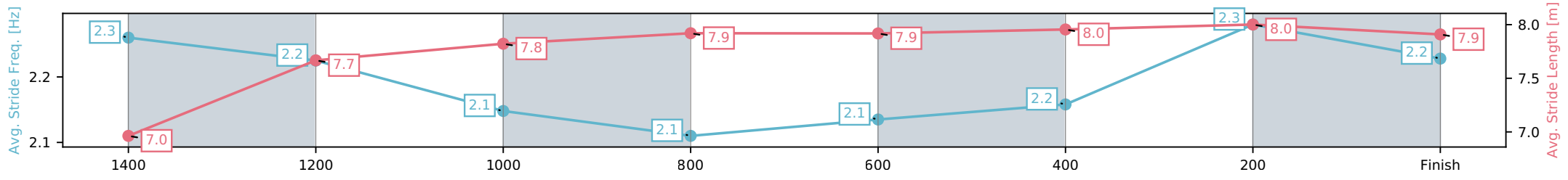
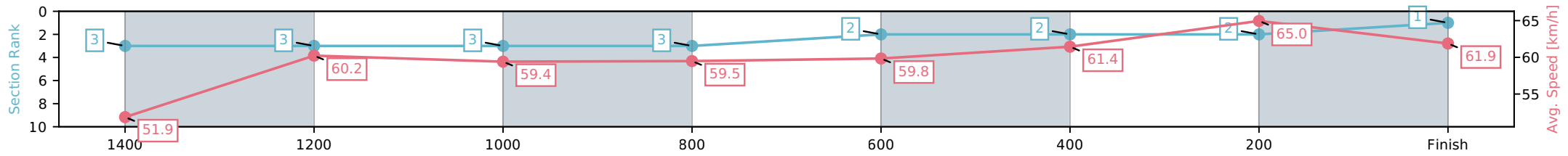
Horse/Jockey Name	Sir Winnie/Angela Jones
Finish Rank	1
Fastest Section Time (Section)	0:11.12 (400-200)
Top Speed [km/h] (Section)	65.8 (400-200)
Race State	Finished



Doomben QLD --Professional-2026-04-11
 Race 3: STRADBROKE SEASON ON SALE NOW Class 3
 Plate - 1615m
 11 April 2026 - 1:38PM
 Track Rating: Good 4, Weather: Fine, Rail Position: +2.5m Entire Circuit



Section	L1615	L1400	L1200	L1000	L800	L600	L400	L200
Section Times	1:37.53 (0:15.09)	1:22.44 [3] (0:11.98)	1:10.46 [3] (0:12.11)	0:58.35 [3] (0:12.06)	0:46.29 [2] (0:11.91)	0:34.38 [2] (0:11.62)	0:22.76 [2]	0:11.64 [1] (0:11.64)
Average Speed [km/h]	51.9	60.2	59.4	59.5	59.8	61.4	65.0	61.9
Top Speed [km/h]	62.5	61.5	60.1	60.6	60.3	63.6	65.8	64.9
Avg. Dist. to Rail [m]	4.3	0.3	0.2	0.7	2.2	1.2	3.0	5.7
Avg. Stride Freq. [Hz]	2.3	2.2	2.1	2.1	2.1	2.2	2.3	2.2
Avg. Stride Length [m]	7.0	7.7	7.8	7.9	7.9	8.0	8.0	7.9



[] Ranking at each section and finish
 -.-.- No data available at this section
 NA No data available

Horse/Jockey Name	Boom Shot/Ryan Maloney
Finish Rank	2
Fastest Section Time (Section)	0:11.11 (400-200)
Top Speed [km/h] (Section)	65.6 (400-200)
Race State	Finished



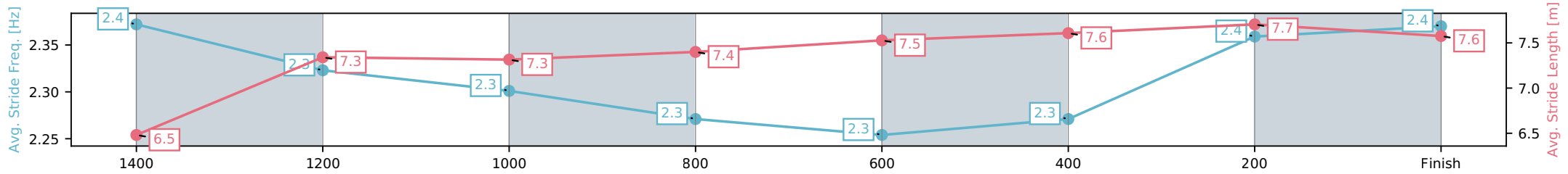
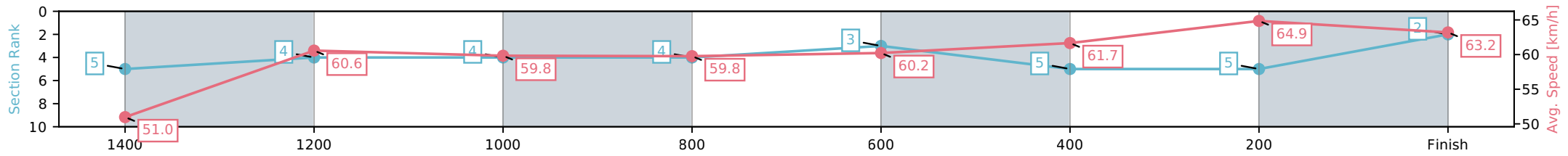
Doomben QLD --Professional-2026-04-11
 Race 3: STRADBROKE SEASON ON SALE NOW Class 3
 Plate - 1615m



11 April 2026 - 1:38PM

Track Rating: Good 4, Weather: Fine, Rail Position: +2.5m Entire Circuit

Section	L1615	L1400	L1200	L1000	L800	L600	L400	L200
Section Times	1:37.58 (0:15.32)	1:22.26 [4] (0:11.86)	1:10.40 [4] (0:12.04)	0:58.37 [4] (0:12.06)	0:46.31 [3] (0:12.00)	0:34.31 [5] (0:11.74)	0:22.57 [5] (0:11.11)	0:11.46 [2] (0:11.46)
Average Speed [km/h]	51.0	60.6	59.8	59.8	60.2	61.7	64.9	63.2
Top Speed [km/h]	61.7	61.0	60.1	60.4	61.0	63.7	65.6	65.0
Avg. Dist. to Rail [m]	1.2	0.6	0.2	0.5	0.8	0.9	0.9	3.1
Avg. Stride Freq. [Hz]	2.4	2.3	2.3	2.3	2.3	2.3	2.4	2.4
Avg. Stride Length [m]	6.5	7.3	7.3	7.4	7.5	7.6	7.7	7.6



[] Ranking at each section and finish
 -:-:- No data available at this section
 NA No data available

Horse/Jockey Name	So You Are/Cejay Graham
Finish Rank	3
Fastest Section Time (Section)	0:11.05 (400-200)
Top Speed [km/h] (Section)	65.8 (400-200)
Race State	Finished



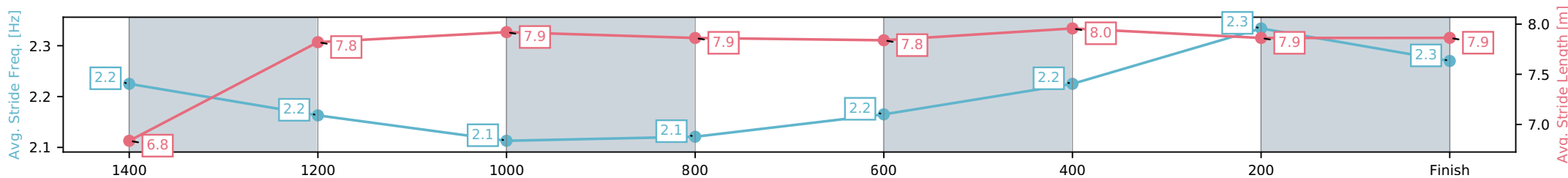
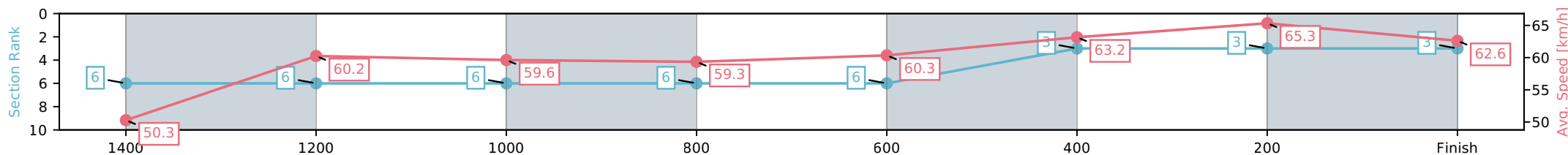
Doomben QLD --Professional-2026-04-11
 Race 3: STRADBROKE SEASON ON SALE NOW Class 3
 Plate - 1615m



11 April 2026 - 1:38PM

Track Rating: Good 4, Weather: Fine, Rail Position: +2.5m Entire Circuit

Section	L1615	L1400	L1200	L1000	L800	L600	L400	L200
Section Times	1:37.62 (0:15.51)	1:22.11 [6] (0:11.90)	1:10.21 [6] (0:12.08)	0:58.13 [6] (0:12.12)	0:46.01 [6] (0:11.90)	0:34.11 [3] (0:11.42)	0:22.69 [3] (0:11.05)	0:11.64 [3] (0:11.64)
Average Speed [km/h]	50.3	60.2	59.6	59.3	60.3	63.2	65.3	62.6
Top Speed [km/h]	60.1	61.5	60.1	60.4	61.3	65.0	65.8	64.7
Avg. Dist. to Rail [m]	1.1	0.8	0.4	0.4	0.3	0.4	2.4	4.5
Avg. Stride Freq. [Hz]	2.2	2.2	2.1	2.1	2.2	2.2	2.3	2.3
Avg. Stride Length [m]	6.8	7.8	7.9	7.9	7.8	8.0	7.9	7.9



- [] Ranking at each section and finish
- :-:- No data available at this section
- NA No data available

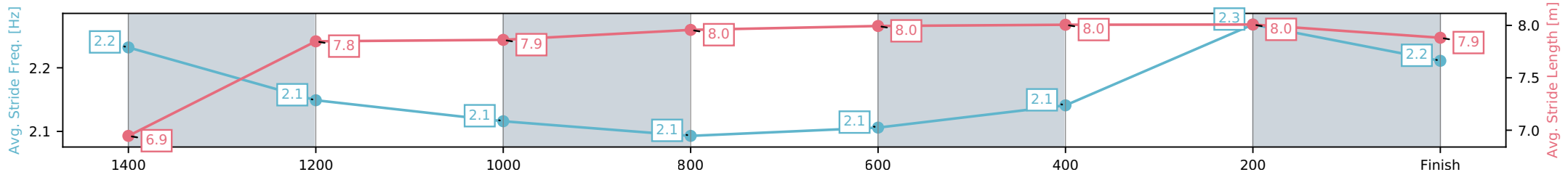
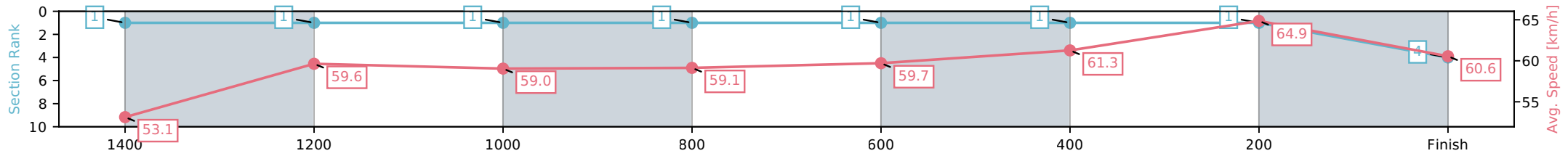
Horse/Jockey Name	Captain Eagle/Mark Du Plessis
Finish Rank	4
Fastest Section Time (Section)	0:11.05 (400-200)
Top Speed [km/h] (Section)	65.7 (400-200)
Race State	Finished



Doomben QLD --Professional-2026-04-11
 Race 3: STRADBROKE SEASON ON SALE NOW Class 3
 Plate - 1615m
 11 April 2026 - 1:38PM
 Track Rating: Good 4, Weather: Fine, Rail Position: +2.5m Entire Circuit



Section	L1615	L1400	L1200	L1000	L800	L600	L400	L200
Section Times	1:37.72 (0:14.69)	1:23.03 [1] (0:11.92)	1:11.11 [1] (0:12.18)	0:58.93 [1] (0:12.16)	0:46.77 [1] (0:12.00)	0:34.77 [1] (0:11.64)	0:23.13 [1] (0:11.05)	0:12.08 [4] (0:12.08)
Average Speed [km/h]	53.1	59.6	59.0	59.1	59.7	61.3	64.9	60.6
Top Speed [km/h]	62.6	60.6	59.4	59.6	60.2	63.3	65.7	64.2
Avg. Dist. to Rail [m]	3.2	1.9	0.8	0.5	1.0	1.5	2.2	1.6
Avg. Stride Freq. [Hz]	2.2	2.1	2.1	2.1	2.1	2.1	2.3	2.2
Avg. Stride Length [m]	6.9	7.8	7.9	8.0	8.0	8.0	8.0	7.9



[] Ranking at each section and finish
 -:-:- No data available at this section
 NA No data available

Horse/Jockey Name	Fire And Light/Olivia Webb
Finish Rank	5
Fastest Section Time (Section)	0:10.99 (400-200)
Top Speed [km/h] (Section)	66.6 (400-200)
Race State	Finished



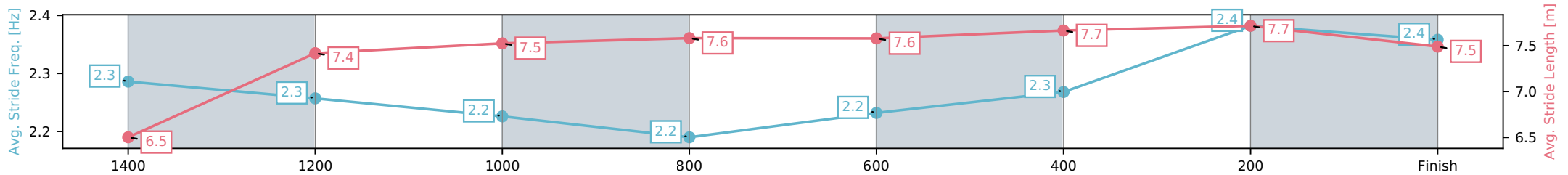
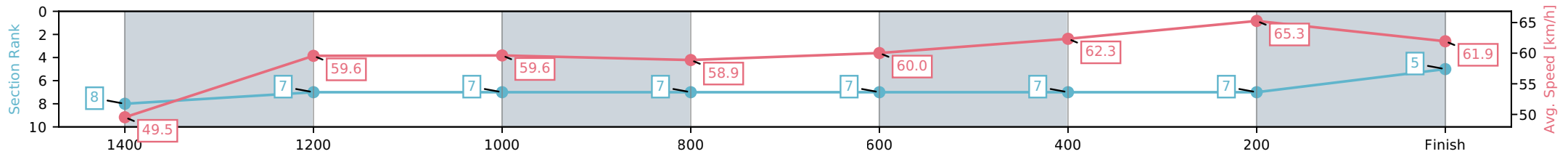
Doomben QLD --Professional-2026-04-11
 Race 3: STRADBROKE SEASON ON SALE NOW Class 3
 Plate - 1615m



11 April 2026 - 1:38PM

Track Rating: Good 4, Weather: Fine, Rail Position: +2.5m Entire Circuit

Section	L1615	L1400	L1200	L1000	L800	L600	L400	L200
Section Times	1:37.98 (0:15.77)	1:22.21 [7] (0:12.00)	1:10.20 [7] (0:12.07)	0:58.13 [7] (0:12.17)	0:45.96 [7] (0:11.86)	0:34.10 [7] (0:11.37)	0:22.74 [7] (0:10.99)	0:11.75 [5] (0:11.75)
Average Speed [km/h]	49.5	59.6	59.6	58.9	60.0	62.3	65.3	61.9
Top Speed [km/h]	59.7	61.0	60.4	60.2	60.7	65.1	66.6	64.1
Avg. Dist. to Rail [m]	1.8	1.0	1.1	1.4	2.2	2.6	1.5	2.1
Avg. Stride Freq. [Hz]	2.3	2.3	2.2	2.2	2.2	2.3	2.4	2.4
Avg. Stride Length [m]	6.5	7.4	7.5	7.6	7.6	7.7	7.7	7.5



- [] Ranking at each section and finish
- :-:- No data available at this section
- NA No data available

Horse/Jockey Name	Phenom/Damien Thornton
Finish Rank	6
Fastest Section Time (Section)	0:11.12 (400-200)
Top Speed [km/h] (Section)	65.6 (400-200)
Race State	Finished



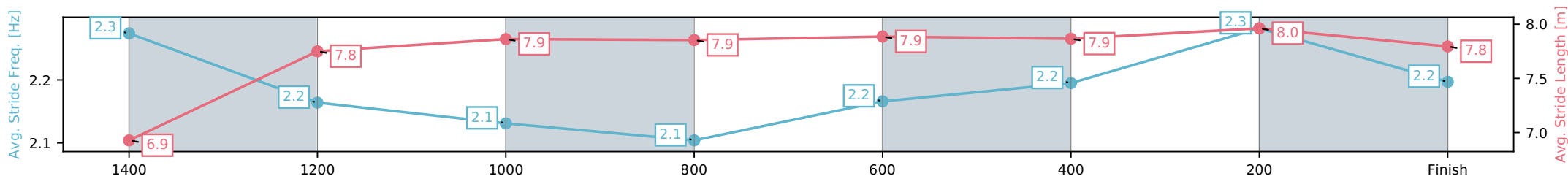
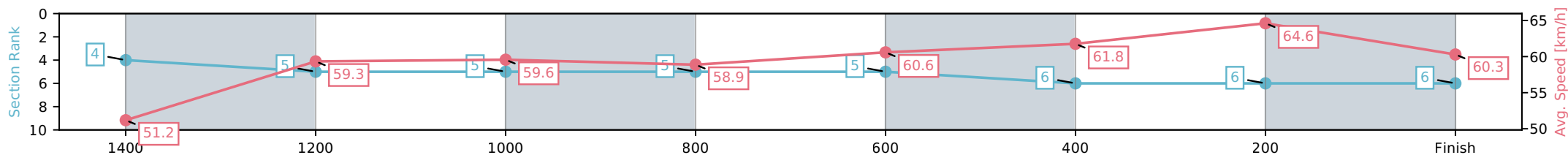
Doomben QLD --Professional-2026-04-11
 Race 3: STRADBROKE SEASON ON SALE NOW Class 3
 Plate - 1615m



11 April 2026 - 1:38PM

Track Rating: Good 4, Weather: Fine, Rail Position: +2.5m Entire Circuit

Section	L1615	L1400	L1200	L1000	L800	L600	L400	L200
Section Times	1:38.27 (0:15.26)	1:23.01 [5] (0:12.05)	1:10.96 [5] (0:12.09)	0:58.87 [5] (0:12.21)	0:46.66 [5] (0:11.84)	0:34.82 [6] (0:11.62)	0:23.20 [6] (0:11.12)	0:12.08 [6] (0:12.08)
Average Speed [km/h]	51.2	59.3	59.6	58.9	60.6	61.8	64.6	60.3
Top Speed [km/h]	60.8	59.9	60.0	59.8	61.2	64.7	65.6	62.5
Avg. Dist. to Rail [m]	1.3	1.0	0.1	0.4	0.4	0.5	0.7	1.1
Avg. Stride Freq. [Hz]	2.3	2.2	2.1	2.1	2.2	2.2	2.3	2.2
Avg. Stride Length [m]	6.9	7.8	7.9	7.9	7.9	7.9	8.0	7.8



- [] Ranking at each section and finish
- :-:- No data available at this section
- NA No data available

Horse/Jockey Name	Colleano/Jag Guthmann-Chester
Finish Rank	7
Fastest Section Time (Section)	0:11.10 (400-200)
Top Speed [km/h] (Section)	66.1 (400-200)
Race State	Finished



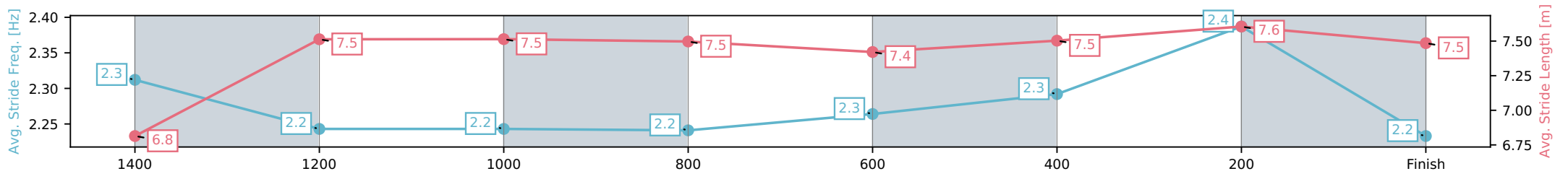
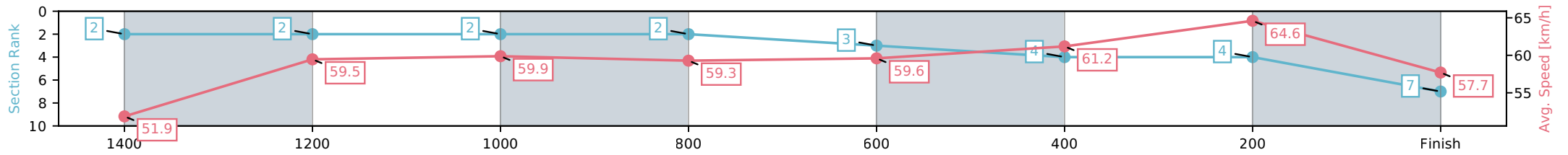
Doomben QLD --Professional-2026-04-11
 Race 3: STRADBROKE SEASON ON SALE NOW Class 3
 Plate - 1615m



11 April 2026 - 1:38PM

Track Rating: Good 4, Weather: Fine, Rail Position: +2.5m Entire Circuit

Section	L1615	L1400	L1200	L1000	L800	L600	L400	L200
Section Times	1:38.64 (0:15.04)	1:23.60 [2] (0:11.97)	1:11.63 [2] (0:12.01)	0:59.62 [2] (0:12.16)	0:47.46 [3] (0:12.09)	0:35.37 [4] (0:11.68)	0:23.69 [4] (0:11.10)	0:12.59 [7] (0:12.59)
Average Speed [km/h]	51.9	59.5	59.9	59.3	59.6	61.2	64.6	57.7
Top Speed [km/h]	62.2	60.7	61.3	60.0	60.7	63.4	66.1	63.7
Avg. Dist. to Rail [m]	0.9	1.7	0.9	0.2	0.1	1.0	1.5	0.4
Avg. Stride Freq. [Hz]	2.3	2.2	2.2	2.2	2.3	2.3	2.4	2.2
Avg. Stride Length [m]	6.8	7.5	7.5	7.5	7.4	7.5	7.6	7.5



[] Ranking at each section and finish
 -:-:- No data available at this section
 NA No data available

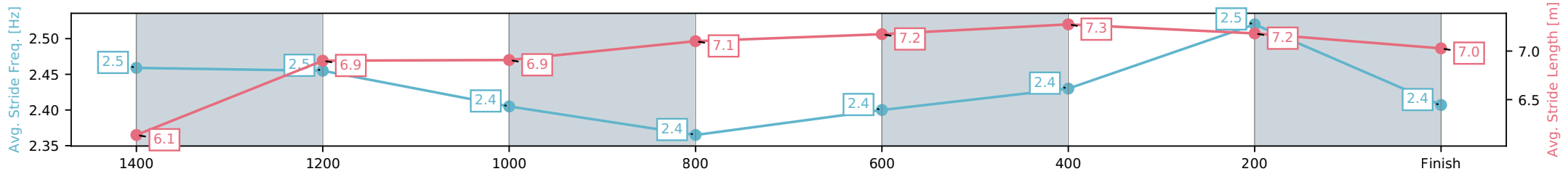
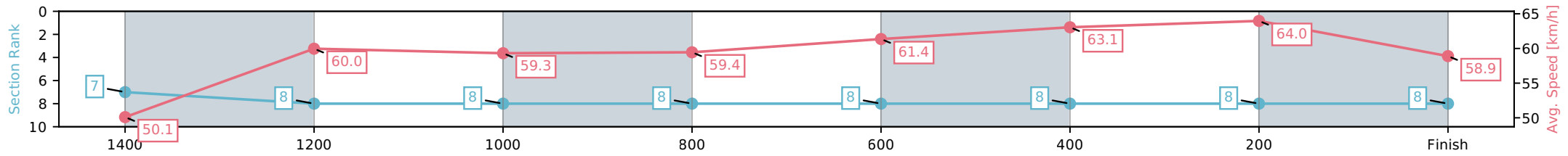
Horse/Jockey Name	More For Ready/Brandon Lerena
Finish Rank	8
Fastest Section Time (Section)	0:11.28 (400-200)
Top Speed [km/h] (Section)	65.3 (400-200)
Race State	Finished



Doomben QLD --Professional-2026-04-11
 Race 3: STRADBROKE SEASON ON SALE NOW Class 3
 Plate - 1615m
 11 April 2026 - 1:38PM
 Track Rating: Good 4, Weather: Fine, Rail Position: +2.5m Entire Circuit



Section	L1615	L1400	L1200	L1000	L800	L600	L400	L200
Section Times	1:38.91 (0:15.61)	1:23.30 [8] (0:12.21)	1:11.09 [8] (0:12.16)	0:58.93 [8] (0:12.18)	0:46.75 [8] (0:11.84)	0:34.91 [8] (0:11.44)	0:23.47 [8] (0:11.28)	0:12.20 [8] (0:12.20)
Average Speed [km/h]	50.1	60.0	59.3	59.4	61.4	63.1	64.0	58.9
Top Speed [km/h]	60.4	61.7	60.1	60.5	63.7	64.1	65.3	61.9
Avg. Dist. to Rail [m]	3.5	2.4	3.3	3.0	1.7	0.4	3.2	7.2
Avg. Stride Freq. [Hz]	2.5	2.5	2.4	2.4	2.4	2.4	2.5	2.4
Avg. Stride Length [m]	6.1	6.9	6.9	7.1	7.2	7.3	7.2	7.0



[] Ranking at each section and finish
 -:-:- No data available at this section
 NA No data available



Doomben QLD
Race 4: XXXX GOLD QTIS Three-Year-Old Handicap - 2020m
 11 April 2026 - 2:17PM



BRISBANE
RACING CLUB

Track Rating: Good 4, Weather: Fine, Rail Position: +2.5m Entire Circuit

Field Times (Race Tempo) 2:04.94 1:49.81 1:38.29 1:26.03 1:14.22 1:01.73 0:48.96 0:36.13
 (0:15.13) (0:11.52) (0:12.26) (0:11.81) (0:12.49) (0:12.77) (0:12.84) (0:12.13)

Rank	TAB#	Horse	Overall Time	First 400m	Top Speed km/h (Section)	L2020	L1800	L1600	L1400	L1200	L1000	L800	L600
	(BAR#)	Jockey	Margin (DT-W)	Last 600m	Fastest Section (Time)	Start - 1800	1800 - 1600	1600 - 1400	1400 - 1200	1200 - 1000	1000 - 800	800 - 600	600 - 400
1	3	Zuleika	2:04.94	0:25.68	65.1 (2020 - 1800)	2:04.94	1:49.75 [2]	1:38.00 [2]	1:25.80 [3]	1:14.03 [3]	1:01.61 [2]	0:48.83 [2]	0:36.01 [2]
	(10)	Angela Jones		0:36.01	400-200 (0:11.74)	(0:15.19)	(0:11.75)	(0:12.21)	(0:11.76)	(0:12.43)	(0:12.77)	(0:12.82)	(0:12.24)
2	9	Norty Forty	2:05.04	0:25.69	65.8 (2020 - 1800)	2:05.04	1:49.85 [3]	1:38.09 [3]	1:25.67 [4]	1:13.74 [4]	1:01.25 [4]	0:48.45 [4]	0:35.86 [4]
	(5)	Chelsea Baker	0.6L (+2)	0:35.86	400-200 (0:11.69)	(0:15.19)	(0:11.76)	(0:12.42)	(0:11.93)	(0:12.49)	(0:12.80)	(0:12.59)	(0:12.10)
3	2	Falcon Lair	2:05.08	0:25.98	64.2 (2020 - 1800)	2:05.08	1:49.62 [5]	1:37.86 [5]	1:25.44 [6]	1:13.45 [6]	1:01.01 [6]	0:48.21 [6]	0:35.56 [7]
	(2)	Ryan Maloney	0.8L (+11)	0:35.56	400-200 (0:11.58)	(0:15.46)	(0:11.76)	(0:12.42)	(0:11.99)	(0:12.44)	(0:12.80)	(0:12.66)	(0:12.10)
4	12	Lady Tangalooma	2:05.49	0:26.06	64.7 (2020 - 1800)	2:05.49	1:49.92 [7]	1:38.18 [7]	1:25.62 [7]	1:13.41 [8]	1:00.94 [8]	0:48.20 [8]	0:35.95 [8]
	(4)	Daniel Moor	3.2L (+2)	0:35.95	1800-1600 (0:11.75)	(0:15.56)	(0:11.75)	(0:12.56)	(0:12.20)	(0:12.47)	(0:12.74)	(0:12.25)	(0:11.90)
5	1	Worthy Enuff	2:05.58	0:25.95	64.7 (1800-1600)	2:05.58	1:50.16 [4]	1:38.35 [6]	1:26.00 [5]	1:14.21 [5]	1:01.73 [5]	0:48.90 [5]	0:36.18 [6]
	(3)	Olivia Webb	3.8L (-3)	0:36.18	400-200 (0:11.70)	(0:15.42)	(0:11.82)	(0:12.35)	(0:11.79)	(0:12.48)	(0:12.84)	(0:12.72)	(0:12.12)
6	4	Go Maro	2:05.59	0:26.28	64.6 (1800-1600)	2:05.59	1:49.97 [8]	1:38.06 [8]	1:25.57 [8]	1:13.68 [7]	1:01.44 [7]	0:48.69 [7]	0:36.24 [5]
	(1)	Brandon Lerena	3.8L (+3)	0:36.24	400-200 (0:11.77)	(0:15.62)	(0:11.91)	(0:12.49)	(0:11.89)	(0:12.24)	(0:12.75)	(0:12.44)	(0:12.12)
7	10	Outta Reef	2:06.23	0:25.41	65.2 (1800-1600)	2:06.23	1:51.10 [1]	1:39.58 [1]	1:27.32 [1]	1:15.37 [2]	1:02.65 [3]	0:49.86 [3]	0:37.09 [3]
	(7)	Emily Lang	7.6L (+8)	0:37.09	1800-1600 (0:11.52)	(0:15.13)	(0:11.52)	(0:12.26)	(0:11.95)	(0:12.72)	(0:12.79)	(0:12.77)	(0:12.21)
8	6	Tap High	2:06.36	0:25.92	65.0 (2020 - 1800)	2:06.36	1:50.80 [6]	1:39.24 [4]	1:27.43 [2]	1:15.64 [1]	1:03.15 [1]	0:50.38 [1]	0:37.55 [1]
	(6)	Mark Du Plessis	8.3L (+13)	0:37.54	1800-1600 (0:11.56)	(0:15.56)	(0:11.56)	(0:11.82)	(0:11.79)	(0:12.49)	(0:12.76)	(0:12.84)	(0:12.13)

Scratched: Fashionable (#5), Castello Grande (#7), Willie Or Wong He (#8), Flop Shot (#11)

Report Created: Sat 11 April 2026

(Note: Races are conducted over an approximate distance as close as possible to the advertised distance, and recorded data may vary accordingly. Official times refer to race times only and do not include handicap times.)

[] Position in running at each section and finish TAB# Saddle cloth number

Fastest split

-:--:-- No data available at this section

BAR# Barrier/Gate Position

Fastest section

NA No data available

DNF Did not finish

DNT Did not track

DT-W Distance travelled compared to winner in metres



Doomben QLD

Race 4: XXXX GOLD QTIS Three-Year-Old Handicap - 2020m

11 April 2026 - 2:17PM

Track Rating: Good 4, Weather: Fine, Rail Position: +2.5m Entire Circuit



BRISBANE
RACING CLUB

Field Times 0:23.99 0:12.03
(Race Tempo) (0:11.96) (0:12.03)

Rank	TAB#	Horse	Overall Time	First 400m	Top Speed km/h (Section)	L400	L200						
	(BAR#)	Jockey	Margin (DT-W)	Last 600m	Fastest Section (Time)	400 - 200	200 - Finish						
1	3	Zuleika	2:04.94	0:25.68	65.1 (2020 - 1800)	0:23.78 [2]	0:12.03 [1]						
	(10)	Angela Jones		0:36.01	400-200 (0:11.74)	(0:11.74)	(0:12.03)						
2	9	Norty Forty	2:05.04	0:25.69	65.8 (2020 - 1800)	0:23.76 [3]	0:12.07 [2]						
	(5)	Chelsea Baker	0.6L (+2)	0:35.86	400-200 (0:11.69)	(0:11.69)	(0:12.07)						
3	2	Falcon Lair	2:05.08	0:25.98	64.2 (2020 - 1800)	0:23.46 [8]	0:11.88 [4]						
	(2)	Ryan Maloney	0.8L (+11)	0:35.56	400-200 (0:11.58)	(0:11.58)	(0:11.88)						
4	12	Lady Tangalooma	2:05.49	0:26.06	64.7 (2020 - 1800)	0:24.04 [5]	0:12.14 [8]						
	(4)	Daniel Moor	3.2L (+2)	0:35.95	1800-1600 (0:11.75)	(0:11.91)	(0:12.14)						
5	1	Worthy Enuff	2:05.58	0:25.95	64.7 (1800-1600)	0:24.06 [7]	0:12.36 [5]						
	(3)	Olivia Webb	3.8L (-3)	0:36.18	400-200 (0:11.70)	(0:11.70)	(0:12.36)						
6	4	Go Maro	2:05.59	0:26.28	64.6 (1800-1600)	0:24.12 [6]	0:12.35 [6]						
	(1)	Brandon Lerena	3.8L (+3)	0:36.24	400-200 (0:11.77)	(0:11.77)	(0:12.35)						
7	10	Outta Reef	2:06.23	0:25.41	65.2 (1800-1600)	0:24.88 [4]	0:12.91 [7]						
	(7)	Emily Lang	7.6L (+8)	0:37.09	1800-1600 (0:11.52)	(0:11.97)	(0:12.91)						
8	6	Tap High	2:06.36	0:25.92	65.0 (2020 - 1800)	0:25.41 [1]	0:13.22 [3]						
	(6)	Mark Du Plessis	8.3L (+13)	0:37.54	1800-1600 (0:11.56)	(0:12.19)	(0:13.22)						

Scratched: Fashionable (#5), Castello Grande (#7), Willie Or Wong He (#8), Flop Shot (#11)

Report Created: Sat 11 April 2026

(Note: Races are conducted over an approximate distance as close as possible to the advertised distance, and recorded data may vary accordingly. Official times refer to race times only and do not include handicap times.)

[] Position in running at each section and finish TAB# Saddle cloth number

-:--:-- No data available at this section

NA No data available

DNT Did not track

BAR# Barrier/Gate Position

DNF Did not finish

DT-W Distance travelled compared to winner in metres

Fastest split

Fastest section

data processed by



TRIPLES DATA

Horse/Jockey Name	Zuleika/Angela Jones
Finish Rank	1
Fastest Section Time (Section)	0:11.74 (400-200)
Top Speed [km/h] (Section)	65.1 (2020 - 1800)
Race State	Finished



Doomben QLD --Professional-2026-04-11

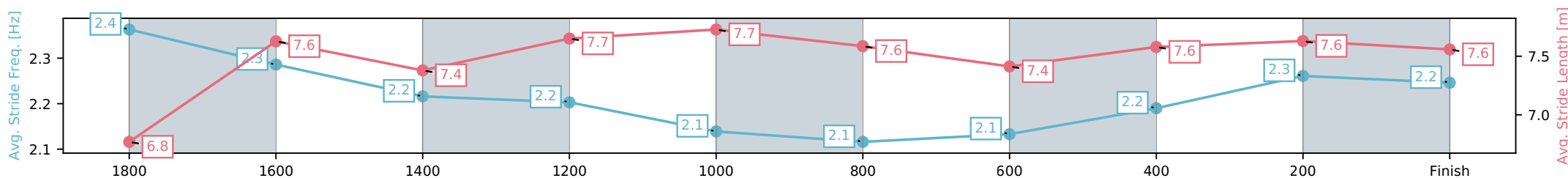
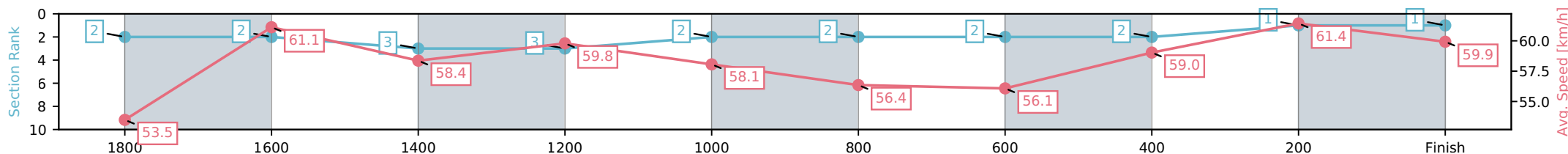
Race 4: XXXX GOLD QTIS Three-Year-Old Handicap - 2020m

11 April 2026 - 2:17PM

Track Rating: Good 4, Weather: Fine, Rail Position: +2.5m Entire Circuit



Section	L2020	L1800	L1600	L1400	L1200	L1000	L800	L600	L400	L200
Section Times	2:04.94 (0:15.19)	1:49.75 [2] (0:11.75)	1:38.00 [3] (0:12.21)	1:25.80 [3] (0:11.76)	1:14.03 [2] (0:12.43)	1:01.61 [2] (0:12.77)	0:48.83 [2] (0:12.82)	0:36.01 [2] (0:12.24)	0:23.78 [1] (0:11.74)	0:12.03 [1] (0:12.03)
Average Speed [km/h]	53.5	61.1	58.4	59.8	58.1	56.4	56.1	59.0	61.4	59.9
Top Speed [km/h]	65.1	64.8	60.2	61.0	59.0	57.2	57.4	60.5	62.8	61.8
Avg. Dist. to Rail [m]	6.2	1.6	2.5	3.3	0.6	0.1	0.3	0.6	1.4	2.8
Avg. Stride Freq. [Hz]	2.4	2.3	2.2	2.2	2.1	2.1	2.1	2.2	2.3	2.2
Avg. Stride Length [m]	6.8	7.6	7.4	7.7	7.7	7.6	7.4	7.6	7.6	7.6



- [] Ranking at each section and finish
- :-:- No data available at this section
- NA No data available

Horse/Jockey Name	Norty Forty/Chelsea Baker
Finish Rank	2
Fastest Section Time (Section)	0:11.69 (400-200)
Top Speed [km/h] (Section)	65.8 (2020 - 1800)
Race State	Finished



Doomben QLD --Professional-2026-04-11

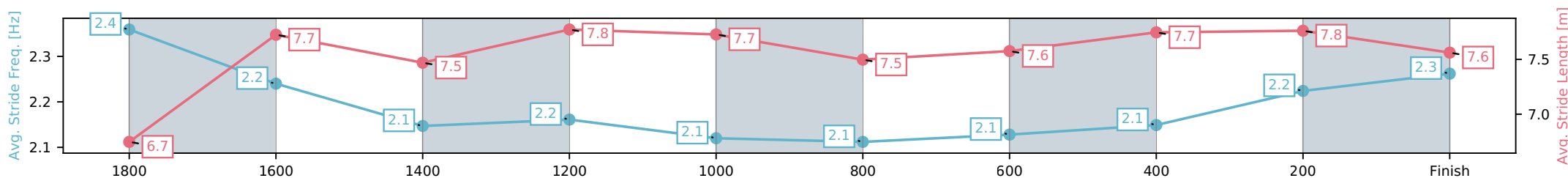
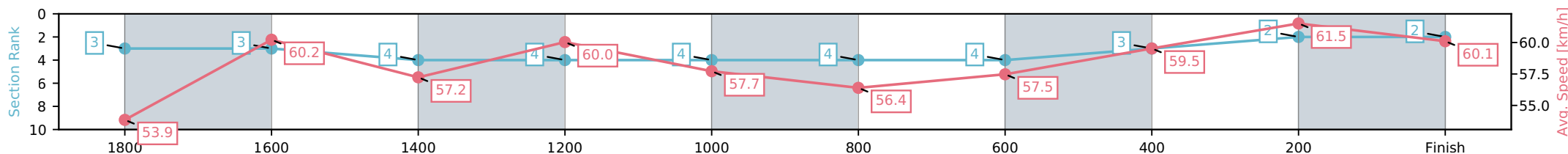
Race 4: XXXX GOLD QTIS Three-Year-Old Handicap - 2020m

11 April 2026 - 2:17PM

Track Rating: Good 4, Weather: Fine, Rail Position: +2.5m Entire Circuit



Section	L2020	L1800	L1600	L1400	L1200	L1000	L800	L600	L400	L200
Section Times	2:05.04 (0:15.19)	1:49.85 [3] (0:11.76)	1:38.09 [4] (0:12.42)	1:25.67 [4] (0:11.93)	1:13.74 [4] (0:12.49)	1:01.25 [4] (0:12.80)	0:48.45 [4] (0:12.59)	0:35.86 [3] (0:12.10)	0:23.76 [2] (0:11.69)	0:12.07 [2] (0:12.07)
Average Speed [km/h]	53.9	60.2	57.2	60.0	57.7	56.4	57.5	59.5	61.5	60.1
Top Speed [km/h]	65.8	65.1	58.9	60.9	60.2	57.4	58.2	61.1	62.3	62.1
Avg. Dist. to Rail [m]	1.8	2.7	2.8	1.0	1.1	1.0	1.0	0.5	0.9	2.8
Avg. Stride Freq. [Hz]	2.4	2.2	2.1	2.2	2.1	2.1	2.1	2.1	2.2	2.3
Avg. Stride Length [m]	6.7	7.7	7.5	7.8	7.7	7.5	7.6	7.7	7.8	7.6



- [] Ranking at each section and finish
- :-:- No data available at this section
- NA No data available

Horse/Jockey Name	Falcon Lair/Ryan Maloney
Finish Rank	3
Fastest Section Time (Section)	0:11.58 (400-200)
Top Speed [km/h] (Section)	64.2 (2020 - 1800)
Race State	Finished



Doomben QLD --Professional-2026-04-11

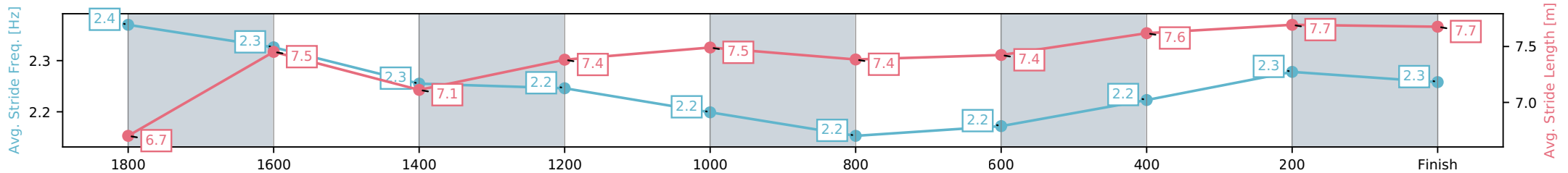
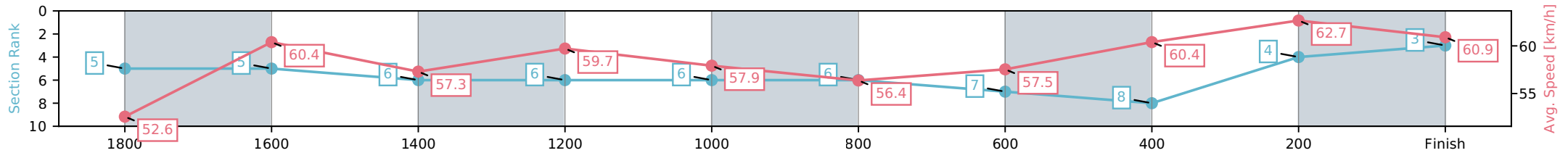
Race 4: XXXX GOLD QTIS Three-Year-Old Handicap - 2020m

11 April 2026 - 2:17PM

Track Rating: Good 4, Weather: Fine, Rail Position: +2.5m Entire Circuit



Section	L2020	L1800	L1600	L1400	L1200	L1000	L800	L600	L400	L200
Section Times	2:05.08 (0:15.46)	1:49.62 [5] (0:11.76)	1:37.86 [6] (0:12.42)	1:25.44 [6] (0:11.99)	1:13.45 [6] (0:12.44)	1:01.01 [6] (0:12.80)	0:48.21 [7] (0:12.66)	0:35.56 [8] (0:12.10)	0:23.46 [4] (0:11.58)	0:11.88 [3] (0:11.88)
Average Speed [km/h]	52.6	60.4	57.3	59.7	57.9	56.4	57.5	60.4	62.7	60.9
Top Speed [km/h]	64.2	64.2	57.8	60.6	60.3	57.3	60.1	61.6	63.6	63.0
Avg. Dist. to Rail [m]	1.4	2.4	2.6	1.1	1.3	1.4	2.1	2.7	5.8	7.5
Avg. Stride Freq. [Hz]	2.4	2.3	2.3	2.2	2.2	2.2	2.2	2.2	2.3	2.3
Avg. Stride Length [m]	6.7	7.5	7.1	7.4	7.5	7.4	7.4	7.6	7.7	7.7



- [] Ranking at each section and finish
- :-:- No data available at this section
- NA No data available

Horse/Jockey Name	Lady Tangalooma/Daniel Moor
Finish Rank	4
Fastest Section Time (Section)	0:11.75 (1800-1600)
Top Speed [km/h] (Section)	64.7 (2020 - 1800)
Race State	Finished



Doomben QLD --Professional-2026-04-11

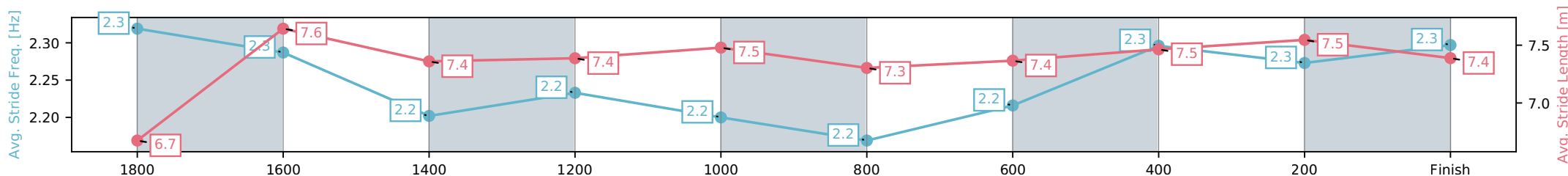
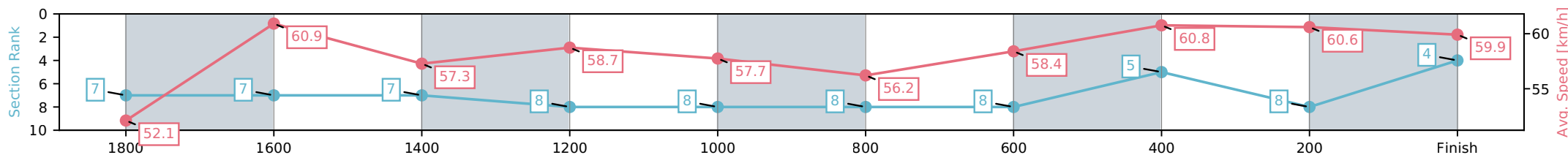
Race 4: XXXX GOLD QTIS Three-Year-Old Handicap - 2020m

11 April 2026 - 2:17PM

Track Rating: Good 4, Weather: Fine, Rail Position: +2.5m Entire Circuit



Section	L2020	L1800	L1600	L1400	L1200	L1000	L800	L600	L400	L200
Section Times	2:05.49 (0:15.56)	1:49.92 [7] (0:11.75)	1:38.18 [7] (0:12.56)	1:25.62 [8] (0:12.20)	1:13.41 [8] (0:12.47)	1:00.94 [8] (0:12.74)	0:48.20 [8] (0:12.25)	0:35.95 [5] (0:11.90)	0:24.04 [8] (0:11.91)	0:12.14 [4] (0:12.14)
Average Speed [km/h]	52.1	60.9	57.3	58.7	57.7	56.2	58.4	60.8	60.6	59.9
Top Speed [km/h]	64.7	64.2	57.8	60.2	60.0	57.0	60.2	62.0	61.4	60.8
Avg. Dist. to Rail [m]	1.3	1.0	0.5	0.6	0.6	1.2	1.3	0.9	2.8	4.9
Avg. Stride Freq. [Hz]	2.3	2.3	2.2	2.2	2.2	2.2	2.2	2.3	2.3	2.3
Avg. Stride Length [m]	6.7	7.6	7.4	7.4	7.5	7.3	7.4	7.5	7.5	7.4



- [] Ranking at each section and finish
- :-:- No data available at this section
- NA No data available

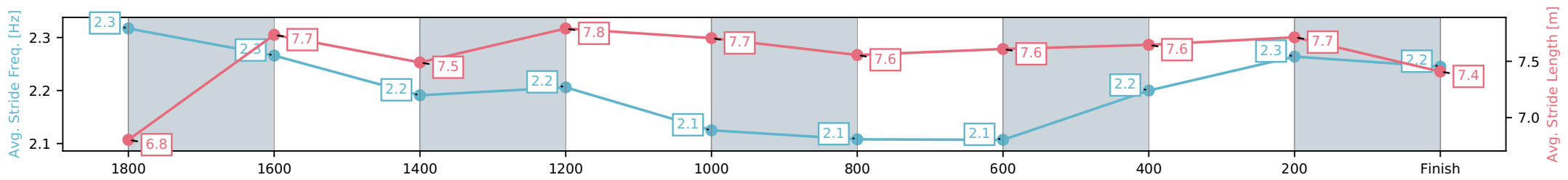
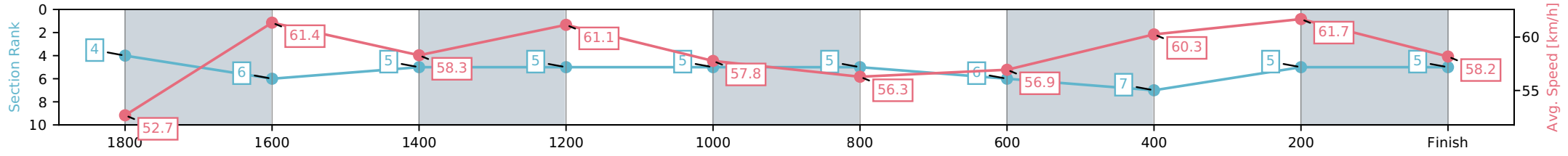
Horse/Jockey Name	Worthy Enuff/Olivia Webb
Finish Rank	5
Fastest Section Time (Section)	0:11.70 (400-200)
Top Speed [km/h] (Section)	64.7 (1800-1600)
Race State	Finished



Doomben QLD --Professional-2026-04-11
 Race 4: XXXX GOLD QTIS Three-Year-Old Handicap - 2020m
 11 April 2026 - 2:17PM
 Track Rating: Good 4, Weather: Fine, Rail Position: +2.5m Entire Circuit



Section	L2020	L1800	L1600	L1400	L1200	L1000	L800	L600	L400	L200
Section Times	2:05.58 (0:15.42)	1:50.16 [6] (0:11.82)	1:38.35 [5] (0:12.35)	1:26.00 [5] (0:11.79)	1:14.21 [5] (0:12.48)	1:01.73 [5] (0:12.84)	0:48.90 [6] (0:12.72)	0:36.18 [7] (0:12.12)	0:24.06 [5] (0:11.70)	0:12.36 [5] (0:12.36)
Average Speed [km/h]	52.7	61.4	58.3	61.1	57.8	56.3	56.9	60.3	61.7	58.2
Top Speed [km/h]	63.9	64.7	60.2	61.9	61.6	57.6	58.8	62.4	62.7	61.0
Avg. Dist. to Rail [m]	0.8	1.3	0.4	0.5	1.9	1.0	1.8	2.5	2.5	2.5
Avg. Stride Freq. [Hz]	2.3	2.3	2.2	2.2	2.1	2.1	2.1	2.2	2.3	2.2
Avg. Stride Length [m]	6.8	7.7	7.5	7.8	7.7	7.6	7.6	7.6	7.7	7.4



[] Ranking at each section and finish
 -.-.- No data available at this section
 NA No data available

Horse/Jockey Name	Go Maro/Brandon Lerena
Finish Rank	6
Fastest Section Time (Section)	0:11.77 (400-200)
Top Speed [km/h] (Section)	64.6 (1800-1600)
Race State	Finished



Doomben QLD --Professional-2026-04-11

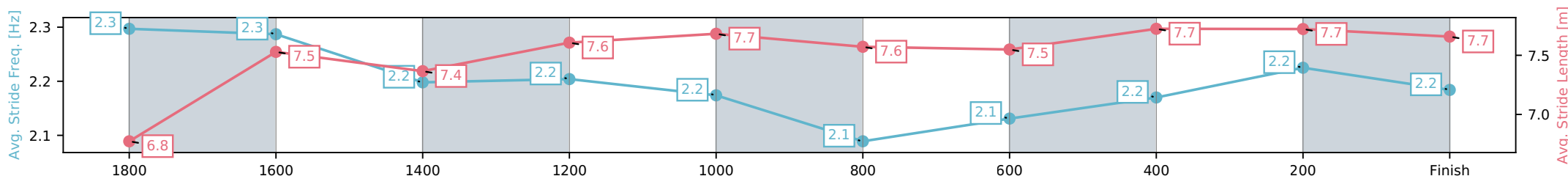
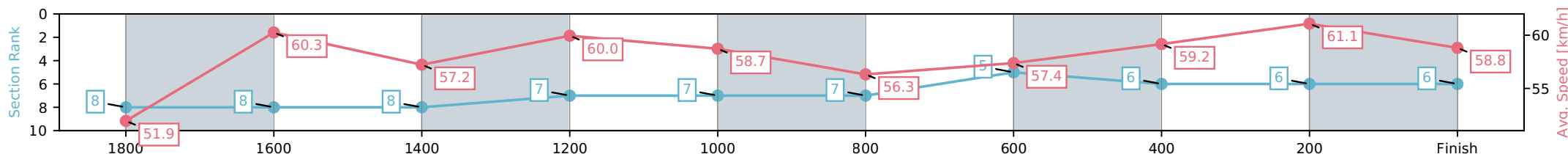
Race 4: XXXX GOLD QTIS Three-Year-Old Handicap - 2020m

11 April 2026 - 2:17PM

Track Rating: Good 4, Weather: Fine, Rail Position: +2.5m Entire Circuit



Section	L2020	L1800	L1600	L1400	L1200	L1000	L800	L600	L400	L200
Section Times	2:05.59 (0:15.62)	1:49.97 [8] (0:11.91)	1:38.06 [8] (0:12.49)	1:25.57 [7] (0:11.89)	1:13.68 [7] (0:12.24)	1:01.44 [7] (0:12.75)	0:48.69 [5] (0:12.44)	0:36.24 [6] (0:12.12)	0:24.12 [6] (0:11.77)	0:12.35 [6] (0:12.35)
Average Speed [km/h]	51.9	60.3	57.2	60.0	58.7	56.3	57.4	59.2	61.1	58.8
Top Speed [km/h]	64.5	64.6	57.9	62.3	62.4	57.3	59.3	61.1	61.7	61.1
Avg. Dist. to Rail [m]	1.7	0.8	1.6	1.8	0.3	0.9	1.4	0.8	0.9	2.3
Avg. Stride Freq. [Hz]	2.3	2.3	2.2	2.2	2.2	2.1	2.1	2.2	2.2	2.2
Avg. Stride Length [m]	6.8	7.5	7.4	7.6	7.7	7.6	7.5	7.7	7.7	7.7



- [] Ranking at each section and finish
- :-:- No data available at this section
- NA No data available

Horse/Jockey Name	Outta Reef/Emily Lang
Finish Rank	7
Fastest Section Time (Section)	0:11.52 (1800-1600)
Top Speed [km/h] (Section)	65.2 (1800-1600)
Race State	Finished



Doomben QLD --Professional-2026-04-11

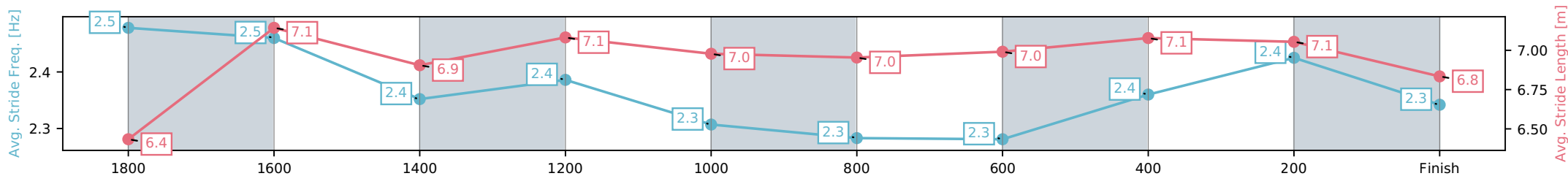
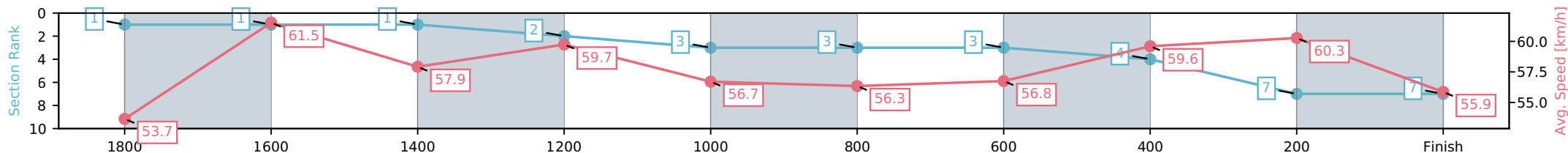
Race 4: XXXX GOLD QTIS Three-Year-Old Handicap - 2020m

11 April 2026 - 2:17PM

Track Rating: Good 4, Weather: Fine, Rail Position: +2.5m Entire Circuit



Section	L2020	L1800	L1600	L1400	L1200	L1000	L800	L600	L400	L200
Section Times	2:06.23 (0:15.13)	1:51.10 [1] (0:11.52)	1:39.58 [1] (0:12.26)	1:27.32 [2] (0:11.95)	1:15.37 [3] (0:12.72)	1:02.65 [3] (0:12.79)	0:49.86 [3] (0:12.77)	0:37.09 [4] (0:12.21)	0:24.88 [7] (0:11.97)	0:12.91 [7] (0:12.91)
Average Speed [km/h]	53.7	61.5	57.9	59.7	56.7	56.3	56.8	59.6	60.3	55.9
Top Speed [km/h]	65.0	65.2	60.5	60.9	58.0	57.0	58.5	60.8	61.0	58.7
Avg. Dist. to Rail [m]	4.1	2.4	2.9	1.2	1.1	1.2	1.1	1.7	1.3	1.8
Avg. Stride Freq. [Hz]	2.5	2.5	2.4	2.4	2.3	2.3	2.3	2.4	2.4	2.3
Avg. Stride Length [m]	6.4	7.1	6.9	7.1	7.0	7.0	7.0	7.1	7.1	6.8



[] Ranking at each section and finish
 -:-:- No data available at this section
 NA No data available

Horse/Jockey Name	Tap High/Mark Du Plessis
Finish Rank	8
Fastest Section Time (Section)	0:11.56 (1800-1600)
Top Speed [km/h] (Section)	65.0 (2020 - 1800)
Race State	Finished



Doomben QLD --Professional-2026-04-11

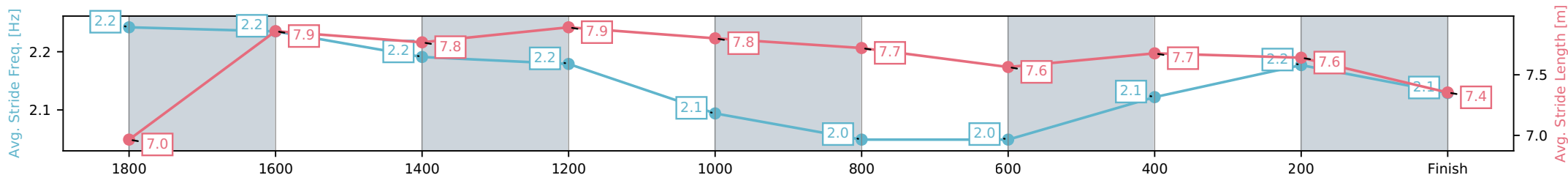
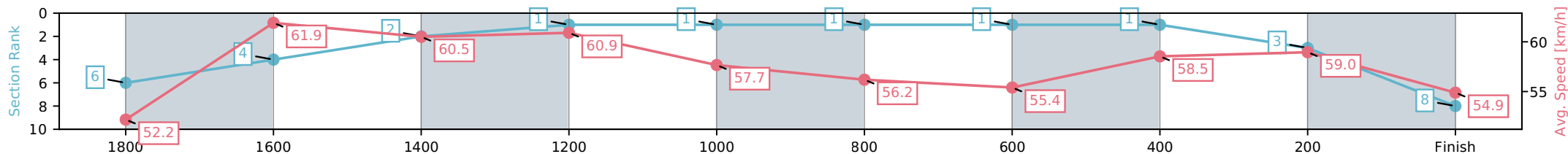
Race 4: XXXX GOLD QTIS Three-Year-Old Handicap - 2020m

11 April 2026 - 2:17PM

Track Rating: Good 4, Weather: Fine, Rail Position: +2.5m Entire Circuit



Section	L2020	L1800	L1600	L1400	L1200	L1000	L800	L600	L400	L200
Section Times	2:06.36 (0:15.56)	1:50.80 [4] (0:11.56)	1:39.24 [2] (0:11.82)	1:27.43 [1] (0:11.79)	1:15.64 [1] (0:12.49)	1:03.15 [1] (0:12.76)	0:50.38 [1] (0:12.84)	0:37.55 [1] (0:12.13)	0:25.41 [3] (0:12.19)	0:13.22 [8] (0:13.22)
Average Speed [km/h]	52.2	61.9	60.5	60.9	57.7	56.2	55.4	58.5	59.0	54.9
Top Speed [km/h]	65.0	64.9	61.2	61.9	58.6	57.3	56.8	60.0	60.2	58.1
Avg. Dist. to Rail [m]	2.8	1.0	1.2	0.5	0.6	1.4	2.1	2.2	1.6	0.9
Avg. Stride Freq. [Hz]	2.2	2.2	2.2	2.2	2.1	2.0	2.0	2.1	2.2	2.1
Avg. Stride Length [m]	7.0	7.9	7.8	7.9	7.8	7.7	7.6	7.7	7.6	7.4



- [] Ranking at each section and finish
- :-:- No data available at this section
- NA No data available



Doomben QLD

Race 5: LADBROKES CALCUTTA & LUNCHEON 12 JUNE QTIS Three-Year-Old Fillies Handicap - 1350m

11 April 2026 - 2:51PM



BRISBANE
RACING CLUB

Track Rating: Good 4, Weather: Fine, Rail Position: +2.5m Entire Circuit

Field Times (Race Tempo) 1:19.15 (0:10.74) 1:08.41 (0:10.47) 0:57.94 (0:10.73) 0:47.22 (0:11.32) 0:35.89 (0:11.51) 0:24.39 (0:11.89) 0:12.50 (0:12.50)

Rank	TAB#	Horse	Overall Time	First 400m	Top Speed km/h (Section)	L1350	L1200	L1000	L800	L600	L400	L200	
	(BAR#)	Jockey	Margin (DT-W)	Last 600m	Fastest Section (Time)	Start - 1200	1200 - 1000	1000 - 800	800 - 600	600 - 400	400 - 200	200 - Finish	
11	2	Don'tdoubthelady	1:21.33	0:24.21	68.7 (1200-1000)	1:21.33	1:10.41 [5]	0:59.81 [6]	0:48.99 [3]	0:37.60 [5]	0:25.62 [7]	0:13.40 [9]	
	(1)	Daniel Moor	12.8L (+10)	0:37.60	1200-1000 (0:10.60)	(0:10.92)	(0:10.60)	(0:10.82)	(0:11.39)	(0:11.98)	(0:12.22)	(0:13.40)	

Report Created: Sat 11 April 2026

(Note: Races are conducted over an approximate distance as close as possible to the advertised distance, and recorded data may vary accordingly. Official times refer to race times only and do not include handicap times.)

[] Position in running at each section and finish TAB# Saddle cloth number

-:--:-- No data available at this section

NA No data available

DNT Did not track

BAR# Barrier/Gate Position

DNF Did not finish

DT-W Distance travelled compared to winner in metres

Fastest split

Fastest section

Horse/Jockey Name	Smexy/Corey Sutherland
Finish Rank	1
Fastest Section Time (Section)	0:10.75 (1200-1000)
Top Speed [km/h] (Section)	68.4 (1200-1000)
Race State	Finished



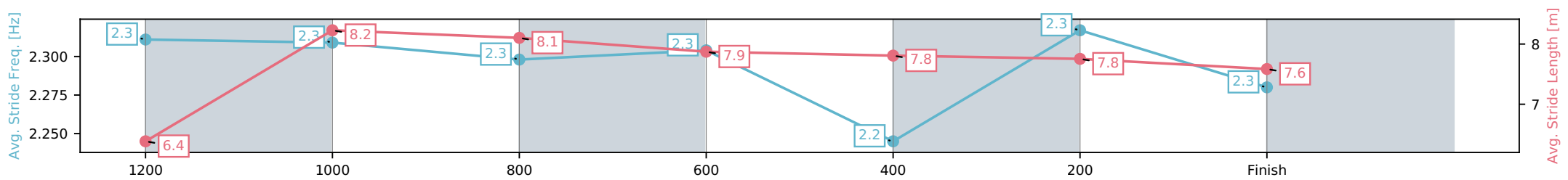
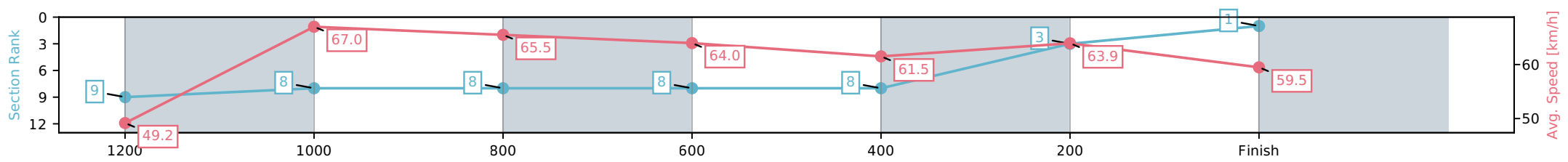
Doomben QLD --Professional-2026-04-11
 Race 5: LADBROKES CALCUTTA & LUNCHEON 12 JUNE
 QTIS Three-Year-Old Fillies Handicap - 1350m



11 April 2026 - 2:51PM

Track Rating: Good 4, Weather: Fine, Rail Position: +2.5m Entire Circuit

Section	L1350	L1200	L1000	L800	L600	L400	L200
Section Times	1:19.15 (0:11.14)	1:08.01 [8] (0:10.75)	0:57.26 [8] (0:10.99)	0:46.27 [8] (0:11.24)	0:35.03 [8] (0:11.63)	0:23.40 [3] (0:11.28)	0:12.12 [1] (0:12.12)
Average Speed [km/h]	49.2	67.0	65.5	64.0	61.5	63.9	59.5
Top Speed [km/h]	66.4	68.4	67.7	65.2	63.7	65.3	64.5
Avg. Dist. to Rail [m]	4.8	1.2	0.3	0.3	0.8	2.1	4.1
Avg. Stride Freq. [Hz]	2.3	2.3	2.3	2.3	2.2	2.3	2.3
Avg. Stride Length [m]	6.4	8.2	8.1	7.9	7.8	7.8	7.6



[] Ranking at each section and finish
 -:-:- No data available at this section
 NA No data available

Horse/Jockey Name	Icarian Dream/Ryan Maloney
Finish Rank	2
Fastest Section Time (Section)	0:10.55 (1200-1000)
Top Speed [km/h] (Section)	68.7 (1200-1000)
Race State	Finished



Doomben QLD --Professional-2026-04-11

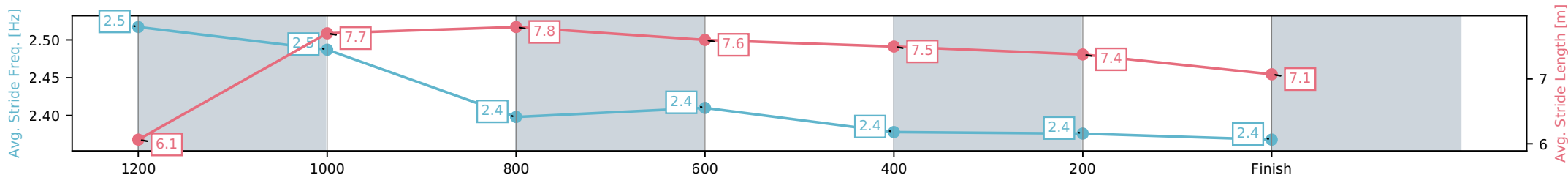
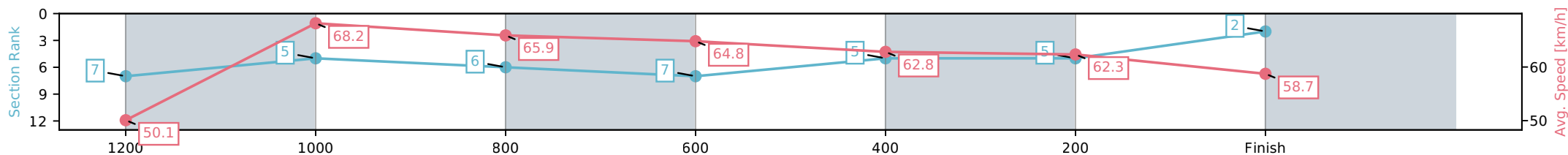
Race 5: LADBROKES CALCUTTA & LUNCHEON 12 JUNE
QTIS Three-Year-Old Fillies Handicap - 1350m



11 April 2026 - 2:51PM

Track Rating: Good 4, Weather: Fine, Rail Position: +2.5m Entire Circuit

Section	L1350	L1200	L1000	L800	L600	L400	L200
Section Times	1:19.34 (0:10.96)	1:08.38 [5] (0:10.55)	0:57.83 [6] (0:11.05)	0:46.78 [7] (0:11.41)	0:35.37 [5] (0:11.55)	0:23.82 [5] (0:11.57)	0:12.26 [2] (0:12.26)
Average Speed [km/h]	50.1	68.2	65.9	64.8	62.8	62.3	58.7
Top Speed [km/h]	67.1	68.7	68.4	65.7	64.2	63.2	62.1
Avg. Dist. to Rail [m]	2.9	1.2	3.3	4.8	1.4	3.2	4.4
Avg. Stride Freq. [Hz]	2.5	2.5	2.4	2.4	2.4	2.4	2.4
Avg. Stride Length [m]	6.1	7.7	7.8	7.6	7.5	7.4	7.1



- [] Ranking at each section and finish
- :-:- No data available at this section
- NA No data available

Horse/Jockey Name	Pink Vixen/Chelsea Baker
Finish Rank	3
Fastest Section Time (Section)	0:10.60 (1200-1000)
Top Speed [km/h] (Section)	68.6 (1200-1000)
Race State	Finished



Doomben QLD --Professional-2026-04-11

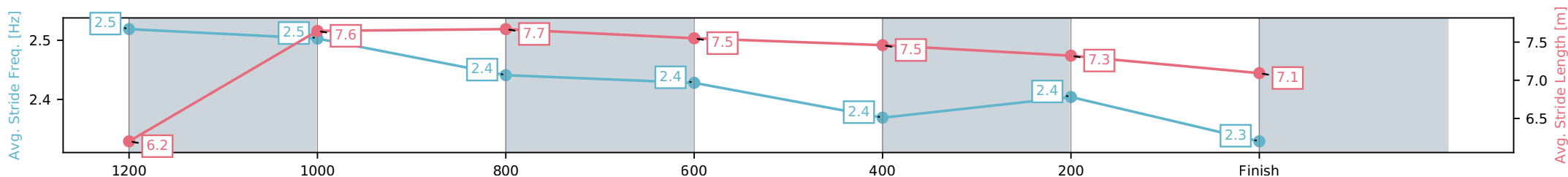
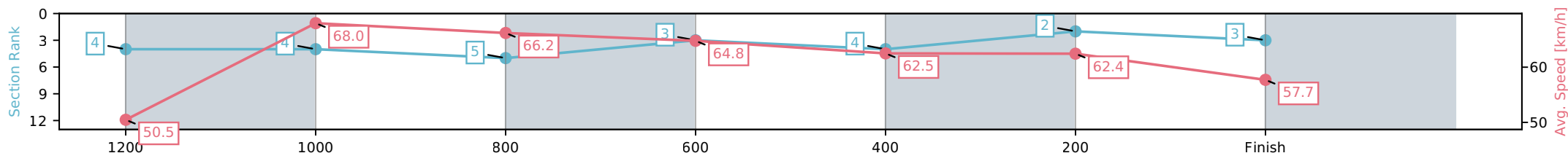
Race 5: LADBROKES CALCUTTA & LUNCHEON 12 JUNE
 QTIS Three-Year-Old Fillies Handicap - 1350m



11 April 2026 - 2:51PM

Track Rating: Good 4, Weather: Fine, Rail Position: +2.5m Entire Circuit

Section	L1350	L1200	L1000	L800	L600	L400	L200
Section Times	1:19.47 (0:10.88)	1:08.59 [4] (0:10.60)	0:57.99 [5] (0:10.89)	0:47.10 [3] (0:11.30)	0:35.80 [4] (0:11.69)	0:24.11 [2] (0:11.58)	0:12.53 [3] (0:12.53)
Average Speed [km/h]	50.5	68.0	66.2	64.8	62.5	62.4	57.7
Top Speed [km/h]	66.6	68.6	67.2	66.3	63.2	63.1	61.1
Avg. Dist. to Rail [m]	7.2	2.1	0.9	3.1	2.7	2.4	1.8
Avg. Stride Freq. [Hz]	2.5	2.5	2.4	2.4	2.4	2.4	2.3
Avg. Stride Length [m]	6.2	7.6	7.7	7.5	7.5	7.3	7.1



- [] Ranking at each section and finish
- :-:- No data available at this section
- NA No data available

Horse/Jockey Name	Miss Adrift/Mark Du Plessis
Finish Rank	4
Fastest Section Time (Section)	0:10.47 (1200-1000)
Top Speed [km/h] (Section)	70.1 (1350 - 1200)
Race State	Finished



Doomben QLD --Professional-2026-04-11

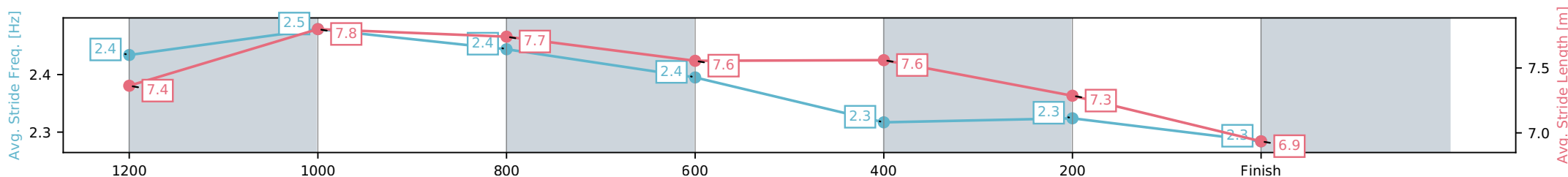
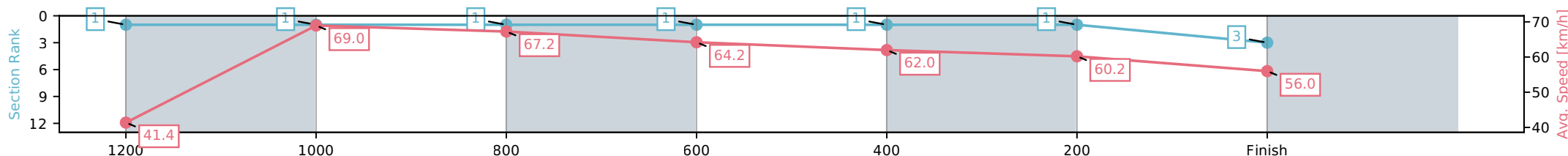
Race 5: LADBROKES CALCUTTA & LUNCHEON 12 JUNE
QTIS Three-Year-Old Fillies Handicap - 1350m

11 April 2026 - 2:51PM

Track Rating: Good 4, Weather: Fine, Rail Position: +2.5m Entire Circuit



Section	L1350	L1200	L1000	L800	L600	L400	L200
Section Times	1:19.47 (0:10.74)	1:08.73 [1] (0:10.47)	0:58.26 [1] (0:10.73)	0:47.54 [1] (0:11.32)	0:36.21 [1] (0:11.51)	0:24.71 [1] (0:11.89)	0:12.82 [3] (0:12.82)
Average Speed [km/h]	41.4	69.0	67.2	64.2	62.0	60.2	56.0
Top Speed [km/h]	70.1	69.4	68.5	66.0	63.9	60.6	58.6
Avg. Dist. to Rail [m]	6.7	5.9	1.7	1.7	1.7	3.0	2.2
Avg. Stride Freq. [Hz]	2.4	2.5	2.4	2.4	2.3	2.3	2.3
Avg. Stride Length [m]	7.4	7.8	7.7	7.6	7.6	7.3	6.9



- [] Ranking at each section and finish
- :-:- No data available at this section
- NA No data available

Horse/Jockey Name	I'lltellyoutonight/Angela Jones
Finish Rank	5
Fastest Section Time (Section)	0:10.83 (1200-1000)
Top Speed [km/h] (Section)	67.7 (1200-1000)
Race State	Finished



Doomben QLD --Professional-2026-04-11

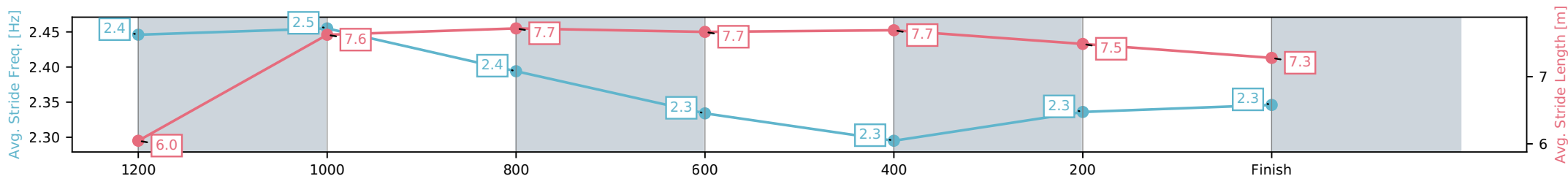
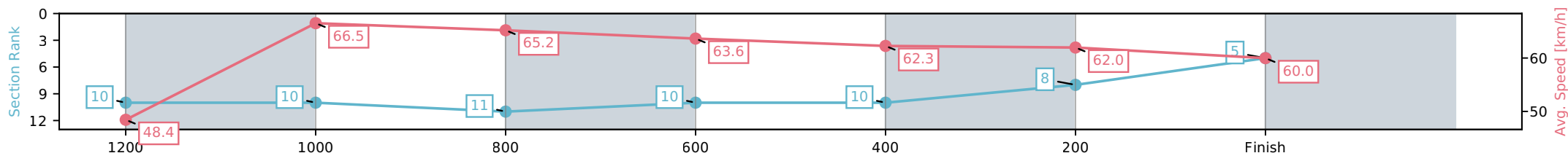
Race 5: LADBROKES CALCUTTA & LUNCHEON 12 JUNE
 QTIS Three-Year-Old Fillies Handicap - 1350m



11 April 2026 - 2:51PM

Track Rating: Good 4, Weather: Fine, Rail Position: +2.5m Entire Circuit

Section	L1350	L1200	L1000	L800	L600	L400	L200
Section Times	1:19.52 (0:11.30)	1:08.22 [10] (0:10.83)	0:57.38 [11] (0:11.05)	0:46.33 [10] (0:11.30)	0:35.03 [10] (0:11.52)	0:23.51 [8] (0:11.60)	0:11.92 [5] (0:11.92)
Average Speed [km/h]	48.4	66.5	65.2	63.6	62.3	62.0	60.0
Top Speed [km/h]	65.1	67.7	67.1	64.5	64.5	63.5	62.4
Avg. Dist. to Rail [m]	6.3	1.7	0.6	0.3	0.8	0.9	2.5
Avg. Stride Freq. [Hz]	2.4	2.5	2.4	2.3	2.3	2.3	2.3
Avg. Stride Length [m]	6.0	7.6	7.7	7.7	7.7	7.5	7.3



[] Ranking at each section and finish
 -:-:- No data available at this section
 NA No data available

Horse/Jockey Name	Lonesome Soul/Emily Lang
Finish Rank	6
Fastest Section Time (Section)	0:10.86 (1200-1000)
Top Speed [km/h] (Section)	67.9 (1200-1000)
Race State	Finished



Doomben QLD --Professional-2026-04-11

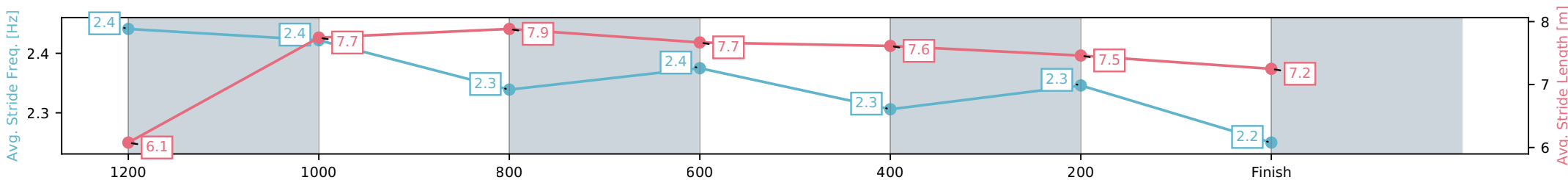
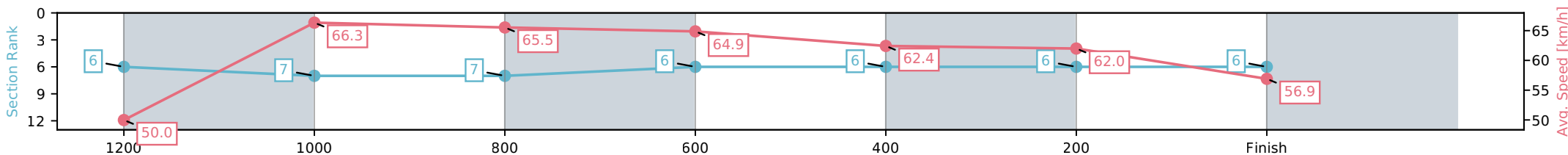
Race 5: LADBROKES CALCUTTA & LUNCHEON 12 JUNE
QTIS Three-Year-Old Fillies Handicap - 1350m

11 April 2026 - 2:51PM

Track Rating: Good 4, Weather: Fine, Rail Position: +2.5m Entire Circuit



Section	L1350	L1200	L1000	L800	L600	L400	L200
Section Times	1:19.79 (0:10.96)	1:08.83 [7] (0:10.86)	0:57.97 [7] (0:11.01)	0:46.97 [6] (0:11.10)	0:35.86 [6] (0:11.71)	0:24.15 [6] (0:11.66)	0:12.49 [6] (0:12.49)
Average Speed [km/h]	50.0	66.3	65.5	64.9	62.4	62.0	56.9
Top Speed [km/h]	66.2	67.9	65.8	66.1	64.6	62.7	60.7
Avg. Dist. to Rail [m]	10.1	4.4	0.9	0.6	2.6	2.0	3.0
Avg. Stride Freq. [Hz]	2.4	2.4	2.3	2.4	2.3	2.3	2.2
Avg. Stride Length [m]	6.1	7.7	7.9	7.7	7.6	7.5	7.2



[] Ranking at each section and finish
 -:-:- No data available at this section
 NA No data available

Horse/Jockey Name	Pearls In June/Taylor Marshall
Finish Rank	7
Fastest Section Time (Section)	0:10.52 (1200-1000)
Top Speed [km/h] (Section)	69.6 (1200-1000)
Race State	Finished



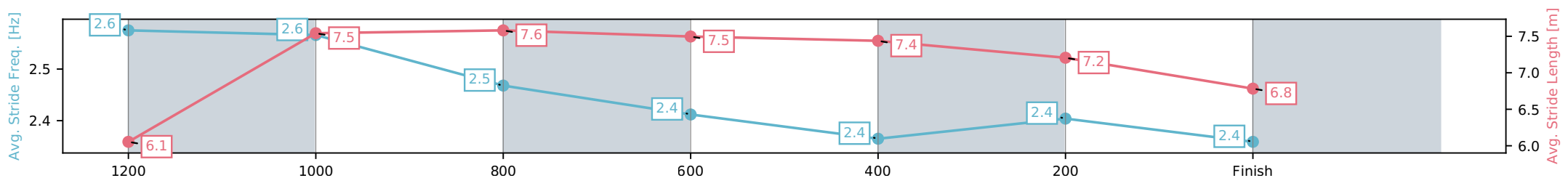
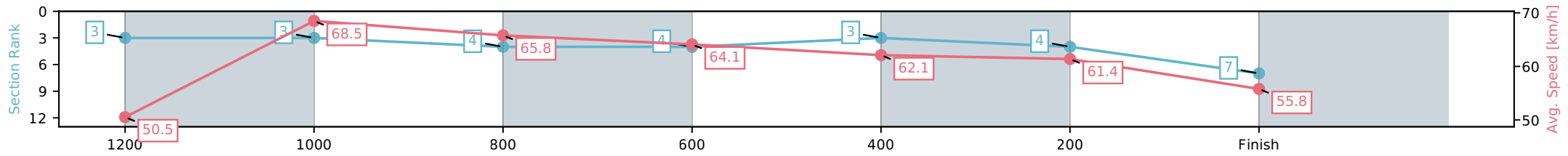
Doomben QLD --Professional-2026-04-11
 Race 5: LADBROKES CALCUTTA & LUNCHEON 12 JUNE
 QTIS Three-Year-Old Fillies Handicap - 1350m



11 April 2026 - 2:51PM

Track Rating: Good 4, Weather: Fine, Rail Position: +2.5m Entire Circuit

Section	L1350	L1200	L1000	L800	L600	L400	L200
Section Times	1:20.02 (0:10.87)	1:09.15 [3] (0:10.52)	0:58.63 [4] (0:10.98)	0:47.65 [4] (0:11.32)	0:36.33 [3] (0:11.64)	0:24.69 [4] (0:11.74)	0:12.95 [7] (0:12.95)
Average Speed [km/h]	50.5	68.5	65.8	64.1	62.1	61.4	55.8
Top Speed [km/h]	67.9	69.6	67.3	64.6	63.6	62.6	59.2
Avg. Dist. to Rail [m]	6.2	2.0	1.9	1.7	0.8	1.1	2.1
Avg. Stride Freq. [Hz]	2.6	2.6	2.5	2.4	2.4	2.4	2.4
Avg. Stride Length [m]	6.1	7.5	7.6	7.5	7.4	7.2	6.8



[] Ranking at each section and finish
 -:-:- No data available at this section
 NA No data available

Horse/Jockey Name	Sure Start/Cejay Graham
Finish Rank	8
Fastest Section Time (Section)	0:10.78 (1200-1000)
Top Speed [km/h] (Section)	67.9 (1200-1000)
Race State	Finished



Doomben QLD --Professional-2026-04-11

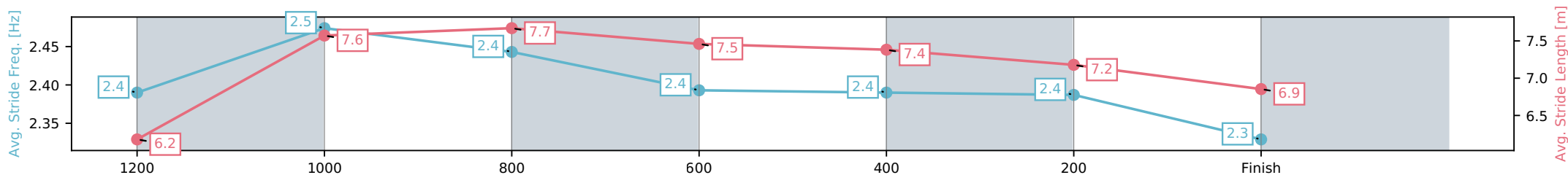
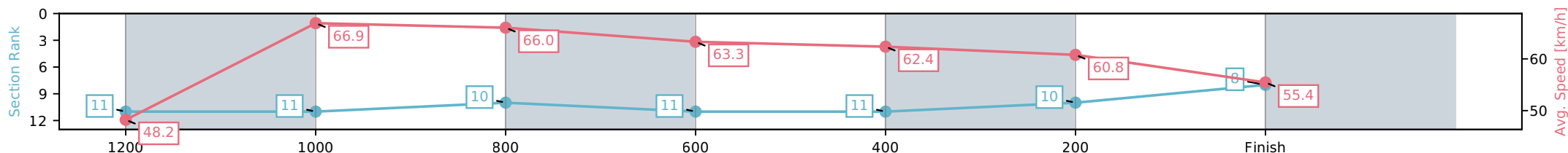
Race 5: LADBROKES CALCUTTA & LUNCHEON 12 JUNE
QTIS Three-Year-Old Fillies Handicap - 1350m



11 April 2026 - 2:51PM

Track Rating: Good 4, Weather: Fine, Rail Position: +2.5m Entire Circuit

Section	L1350	L1200	L1000	L800	L600	L400	L200
Section Times	1:21.01 (0:11.38)	1:09.63 [11] (0:10.78)	0:58.85 [10] (0:10.92)	0:47.93 [11] (0:11.44)	0:36.48 [11] (0:11.63)	0:24.85 [10] (0:11.85)	0:13.00 [8] (0:13.00)
Average Speed [km/h]	48.2	66.9	66.0	63.3	62.4	60.8	55.4
Top Speed [km/h]	64.5	67.9	67.5	64.0	65.5	61.7	59.2
Avg. Dist. to Rail [m]	9.5	3.1	0.7	1.3	1.3	0.7	1.7
Avg. Stride Freq. [Hz]	2.4	2.5	2.4	2.4	2.4	2.4	2.3
Avg. Stride Length [m]	6.2	7.6	7.7	7.5	7.4	7.2	6.9



- [] Ranking at each section and finish
- :-:- No data available at this section
- NA No data available

Horse/Jockey Name	Ladies Ocean Run/Olivia Webb
Finish Rank	9
Fastest Section Time (Section)	0:10.42 (1200-1000)
Top Speed [km/h] (Section)	70.3 (1200-1000)
Race State	Finished



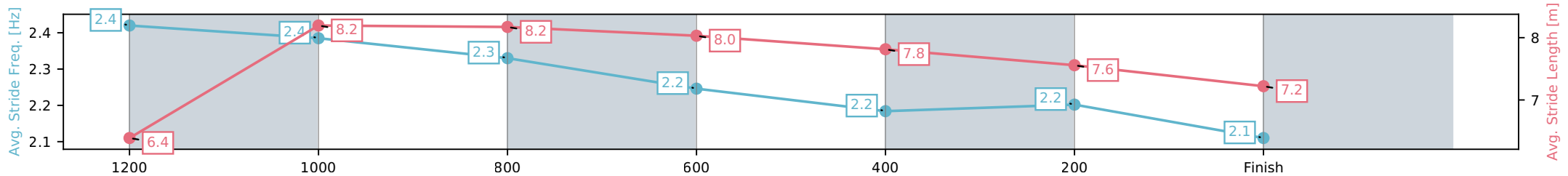
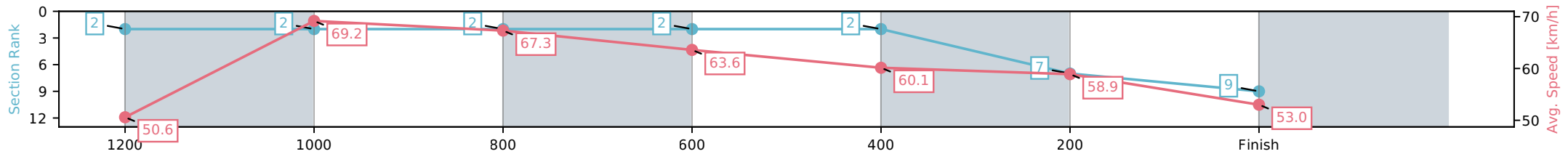
Doomben QLD --Professional-2026-04-11
 Race 5: LADBROKES CALCUTTA & LUNCHEON 12 JUNE
 QTIS Three-Year-Old Fillies Handicap - 1350m



11 April 2026 - 2:51PM

Track Rating: Good 4, Weather: Fine, Rail Position: +2.5m Entire Circuit

Section	L1350	L1200	L1000	L800	L600	L400	L200
Section Times	1:21.09 (0:10.84)	1:10.25 [2] (0:10.42)	0:59.83 [2] (0:10.70)	0:49.13 [2] (0:11.35)	0:37.78 [2] (0:11.97)	0:25.81 [7] (0:12.20)	0:13.61 [9] (0:13.61)
Average Speed [km/h]	50.6	69.2	67.3	63.6	60.1	58.9	53.0
Top Speed [km/h]	68.9	70.3	68.5	65.3	62.1	59.8	56.3
Avg. Dist. to Rail [m]	3.2	1.1	0.4	0.8	0.7	1.1	1.0
Avg. Stride Freq. [Hz]	2.4	2.4	2.3	2.2	2.2	2.2	2.1
Avg. Stride Length [m]	6.4	8.2	8.2	8.0	7.8	7.6	7.2



[] Ranking at each section and finish
 -:-:- No data available at this section
 NA No data available

Horse/Jockey Name	Social Pariah/Jake Bayliss
Finish Rank	10
Fastest Section Time (Section)	0:10.79 (1200-1000)
Top Speed [km/h] (Section)	67.8 (1200-1000)
Race State	Finished



Doomben QLD --Professional-2026-04-11

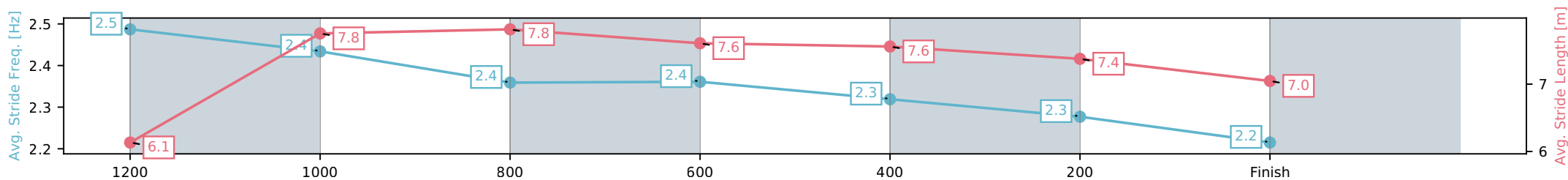
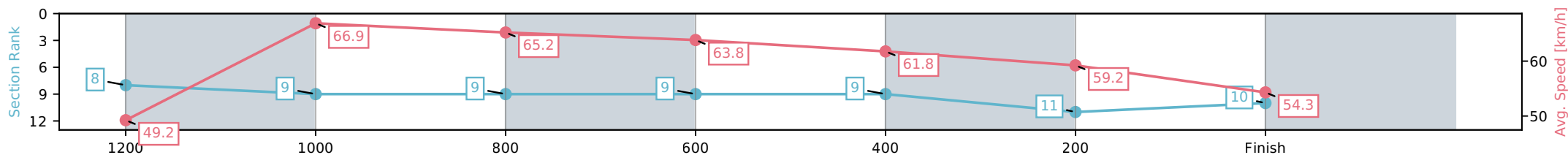
Race 5: LADBROKES CALCUTTA & LUNCHEON 12 JUNE
QTIS Three-Year-Old Fillies Handicap - 1350m

11 April 2026 - 2:51PM



Track Rating: Good 4, Weather: Fine, Rail Position: +2.5m Entire Circuit

Section	L1350	L1200	L1000	L800	L600	L400	L200
Section Times	1:21.32 (0:11.13)	1:10.19 [9] (0:10.79)	0:59.40 [9] (0:11.06)	0:48.34 [9] (0:11.29)	0:37.05 [9] (0:11.68)	0:25.37 [11] (0:12.21)	0:13.16 [10] (0:13.16)
Average Speed [km/h]	49.2	66.9	65.2	63.8	61.8	59.2	54.3
Top Speed [km/h]	64.5	67.8	67.1	65.3	64.1	59.9	57.4
Avg. Dist. to Rail [m]	8.3	2.7	1.0	0.4	0.5	3.1	4.8
Avg. Stride Freq. [Hz]	2.5	2.4	2.4	2.4	2.3	2.3	2.2
Avg. Stride Length [m]	6.1	7.8	7.8	7.6	7.6	7.4	7.0



- [] Ranking at each section and finish
- :-:- No data available at this section
- NA No data available

Horse/Jockey Name	Don'tdoubthelady/Daniel Moor
Finish Rank	11
Fastest Section Time (Section)	0:10.60 (1200-1000)
Top Speed [km/h] (Section)	68.7 (1200-1000)
Race State	Finished



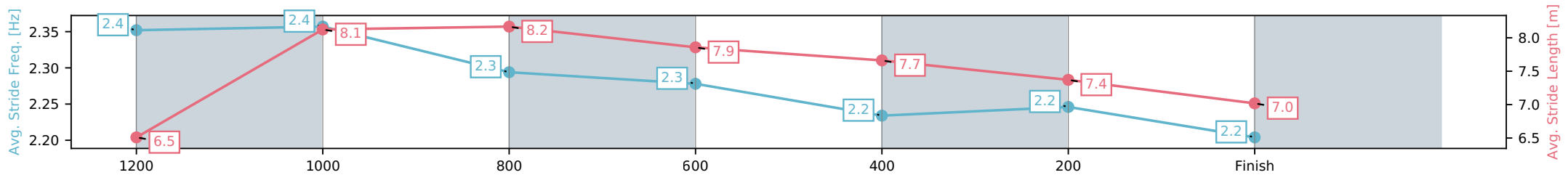
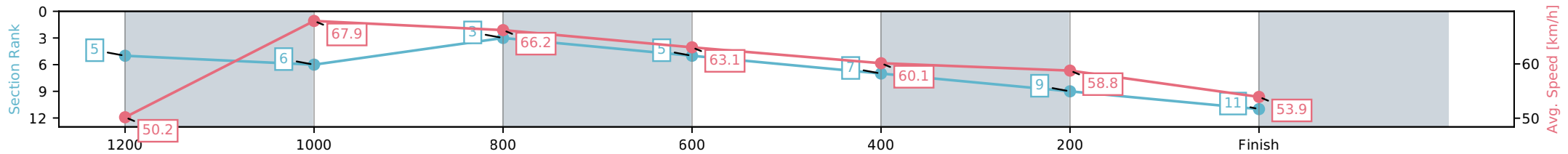
Doomben QLD --Professional-2026-04-11
 Race 5: LADBROKES CALCUTTA & LUNCHEON 12 JUNE
 QTIS Three-Year-Old Fillies Handicap - 1350m



11 April 2026 - 2:51PM

Track Rating: Good 4, Weather: Fine, Rail Position: +2.5m Entire Circuit

Section	L1350	L1200	L1000	L800	L600	L400	L200
Section Times	1:21.33 (0:10.92)	1:10.41 [6] (0:10.60)	0:59.81 [3] (0:10.82)	0:48.99 [5] (0:11.39)	0:37.60 [7] (0:11.98)	0:25.62 [9] (0:12.22)	0:13.40 [11] (0:13.40)
Average Speed [km/h]	50.2	67.9	66.2	63.1	60.1	58.8	53.9
Top Speed [km/h]	67.4	68.7	67.8	64.6	61.9	59.9	56.8
Avg. Dist. to Rail [m]	1.5	1.1	2.2	0.7	0.8	1.2	0.5
Avg. Stride Freq. [Hz]	2.4	2.4	2.3	2.3	2.2	2.2	2.2
Avg. Stride Length [m]	6.5	8.1	8.2	7.9	7.7	7.4	7.0



- [] Ranking at each section and finish
- :-:- No data available at this section
- NA No data available



Doomben QLD

Race 6: DRINKWISE BENCHMARK 78 Handicap - 1350m

11 April 2026 - 3:28PM



BRISBANE
RACING CLUB

Track Rating: Good 4, Weather: Fine, Rail Position: +2.5m Entire Circuit

Field Times (Race Tempo) 1:18.73 1:08.10 0:57.33 0:46.37 0:34.97 0:23.45 0:12.05
 (0:10.63) (0:10.77) (0:10.96) (0:11.39) (0:11.53) (0:11.39) (0:12.05)

Rank	TAB#	Horse	Overall Time	First 400m	Top Speed km/h (Section)	L1350	L1200	L1000	L800	L600	L400	L200	
	(BAR#)	Jockey	Margin (DT-W)	Last 600m	Fastest Section (Time)	Start - 1200	1200 - 1000	1000 - 800	800 - 600	600 - 400	400 - 200	200 - Finish	
1	18	Grammar Lad	1:18.73	0:24.62	67.9 (1200-1000)	1:18.73	1:07.60 [9]	0:56.79 [9]	0:45.74 [8]	0:34.29 [6]	0:22.96 [6]	0:11.87 [3]	
	(5)	Michael Rodd		0:34.29	1200-1000 (0:10.81)	(0:11.14)	(0:10.81)	(0:11.05)	(0:11.45)	(0:11.32)	(0:11.10)	(0:11.87)	
2	8	Savagery Vibe	1:18.92	0:24.42	67.5 (1200-1000)	1:18.92	1:08.02 [4]	0:57.18 [6]	0:46.05 [6]	0:34.44 [7]	0:23.14 [7]	0:11.98 [5]	
	(3)	Martin Harley	1.1L (+23)	0:34.44	1200-1000 (0:10.83)	(0:10.90)	(0:10.83)	(0:11.14)	(0:11.61)	(0:11.29)	(0:11.17)	(0:11.98)	
3	2	Hell To Pay	1:19.16	0:24.26	66.8 (1200-1000)	1:19.16	1:08.47 [3]	0:57.62 [4]	0:46.51 [4]	0:34.92 [4]	0:23.59 [4]	0:12.48 [1]	
	(2)	Chelsea Baker	2.5L (+4)	0:34.91	1200-1000 (0:10.85)	(0:10.69)	(0:10.85)	(0:11.11)	(0:11.60)	(0:11.33)	(0:11.10)	(0:12.48)	
4	4	Cavalry Man	1:19.20	0:25.03	67.8 (1000-800)	1:19.20	1:07.71 [12]	0:56.81 [12]	0:45.79 [10]	0:34.32 [11]	0:23.04 [11]	0:12.01 [8]	
	(11)	Courtney Bellamy	2.7L (+3)	0:34.32	1200-1000 (0:10.90)	(0:11.49)	(0:10.90)	(0:11.02)	(0:11.47)	(0:11.28)	(0:11.03)	(0:12.01)	
5	9	Celestial Blaze	1:19.22	0:24.10	67.4 (1200-1000)	1:19.22	1:08.59 [1]	0:57.82 [2]	0:46.86 [1]	0:35.46 [1]	0:23.94 [1]	0:12.50 [2]	
	(1)	Daniel Moor	2.9L (+2)	0:35.46	1200-1000 (0:10.77)	(0:10.63)	(0:10.77)	(0:10.96)	(0:11.40)	(0:11.53)	(0:11.43)	(0:12.50)	
6	13	Sultry Siren	1:19.36	0:25.00	68.3 (1000-800)	1:19.36	1:07.95 [11]	0:57.06 [11]	0:45.90 [11]	0:34.46 [12]	0:23.13 [12]	0:11.96 [12]	
	(12)	Jake Bayliss	3.7L (+1)	0:34.46	1200-1000 (0:10.89)	(0:11.41)	(0:10.89)	(0:11.16)	(0:11.45)	(0:11.32)	(0:11.18)	(0:11.96)	
7	12	Thinkhardandfast	1:19.40	0:24.28	68.3 (1200-1000)	1:19.40	1:08.42 [7]	0:57.82 [5]	0:46.65 [5]	0:35.08 [5]	0:23.69 [5]	0:12.28 [7]	
	(10)	Cody Collis	4.0L (+3)	0:35.07	1200-1000 (0:10.60)	(0:10.98)	(0:10.60)	(0:11.17)	(0:11.57)	(0:11.38)	(0:11.41)	(0:12.28)	
8	10	Dream Smart	1:19.73	0:24.14	69.1 (1200-1000)	1:19.73	1:08.82 [5]	0:58.25 [3]	0:47.24 [2]	0:35.65 [2]	0:24.27 [2]	0:12.73 [6]	
	(13)	Cejay Graham	5.9L (+3)	0:35.65	1200-1000 (0:10.57)	(0:10.90)	(0:10.57)	(0:11.02)	(0:11.59)	(0:11.38)	(0:11.54)	(0:12.73)	
9	11	Great Aspirations	1:19.86	0:24.96	67.7 (1000-800)	1:19.86	1:08.63 [10]	0:57.62 [10]	0:46.39 [12]	0:35.02 [10]	0:23.80 [10]	0:12.46 [11]	
	(7)	Angela Jones	6.6L (+20)	0:35.02	1200-1000 (0:11.01)	(0:11.23)	(0:11.01)	(0:11.23)	(0:11.37)	(0:11.22)	(0:11.34)	(0:12.46)	
10	21	Code In Time	1:19.99	0:24.12	67.7 (1200-1000)	1:19.99	1:09.31 [2]	0:58.59 [1]	0:47.46 [3]	0:35.90 [3]	0:24.50 [3]	0:13.11 [4]	
	(6)	Andrew Mallyon	7.4L (+4)	0:35.89	1200-1000 (0:10.72)	(0:10.68)	(0:10.72)	(0:11.13)	(0:11.56)	(0:11.40)	(0:11.38)	(0:13.11)	

Scratched: Harbourmaster (#1), True To Form (#3), Northern Decree (#7), Cinque Terre (#14), French Endeavour (#15), Nodachi (#17), Blantons Run (#19), Victory Command (#20)

Report Created: Sat 11 April 2026

(Note: Races are conducted over an approximate distance as close as possible to the advertised distance, and recorded data may vary accordingly. Official times refer to race times only and do not include handicap times.)

[] Position in running at each section and finish TAB# Saddle cloth number

-:--:-- No data available at this section

NA No data available

DNT Did not track

BAR# Barrier/Gate Position

DNF Did not finish

DT-W Distance travelled compared to winner in metres

Fastest split

Fastest section



Doomben QLD

Race 6: DRINKWISE BENCHMARK 78 Handicap - 1350m

11 April 2026 - 3:28PM

Track Rating: Good 4, Weather: Fine, Rail Position: +2.5m Entire Circuit



BRISBANE
RACING CLUB

Field Times	1:18.73	1:08.10	0:57.33	0:46.37	0:34.97	0:23.45	0:12.05
(Race Tempo)	(0:10.63)	(0:10.77)	(0:10.96)	(0:11.39)	(0:11.53)	(0:11.39)	(0:12.05)

Rank	TAB#	Horse	Overall Time	First 400m	Top Speed km/h (Section)	L1350	L1200	L1000	L800	L600	L400	L200	
	(BAR#)	Jockey	Margin (DT-W)	Last 600m	Fastest Section (Time)	Start - 1200	1200 - 1000	1000 - 800	800 - 600	600 - 400	400 - 200	200 - Finish	
11	5	Redzoust	1:19.99	0:25.38	67.4 (1000-800)	1:19.99	1:08.05 [13]	0:57.27 [13]	0:46.28 [13]	0:34.85 [13]	0:23.48 [13]	0:12.22 [13]	
	(9)	Corey Sutherland	7.4L (+2)	0:34.85	1200-1000 (0:10.78)	(0:11.94)	(0:10.78)	(0:10.99)	(0:11.43)	(0:11.37)	(0:11.26)	(0:12.22)	
12	6	Exceed Speed	1:20.18	0:24.56	67.9 (1200-1000)	1:20.18	1:09.23 [6]	0:58.39 [7]	0:47.07 [9]	0:35.58 [8]	0:24.23 [8]	0:12.91 [9]	
	(8)	Ryan Maloney	8.5L (+2)	0:35.58	1200-1000 (0:10.84)	(0:10.95)	(0:10.84)	(0:11.31)	(0:11.50)	(0:11.35)	(0:11.32)	(0:12.91)	
13	16	Lunaite	1:20.43	0:24.55	67.9 (1200-1000)	1:20.43	1:09.41 [8]	0:58.63 [8]	0:47.45 [7]	0:35.81 [9]	0:24.45 [9]	0:13.08 [10]	
	(4)	Kyle Wilson-Taylor	10.0L (+3)	0:35.81	1200-1000 (0:10.77)	(0:11.02)	(0:10.77)	(0:11.18)	(0:11.64)	(0:11.36)	(0:11.37)	(0:13.08)	

Scratched: Harbourmaster (#1), True To Form (#3), Northern Decree (#7), Cinque Terre (#14), French Endeavour (#15), Nodachi (#17), Blantons Run (#19), Victory Command (#20)

Report Created: Sat 11 April 2026

(Note: Races are conducted over an approximate distance as close as possible to the advertised distance, and recorded data may vary accordingly. Official times refer to race times only and do not include handicap times.)

[] Position in running at each section and finish TAB# Saddle cloth number

-:--:-- No data available at this section

NA No data available

DNT Did not track

BAR# Barrier/Gate Position

DNF Did not finish

DT-W Distance travelled compared to winner in metres

Fastest split

Fastest section

Horse/Jockey Name	Grammar Lad/Michael Rodd
Finish Rank	1
Fastest Section Time (Section)	0:10.81 (1200-1000)
Top Speed [km/h] (Section)	67.9 (1200-1000)
Race State	Finished



Doomben QLD --Professional-2026-04-11

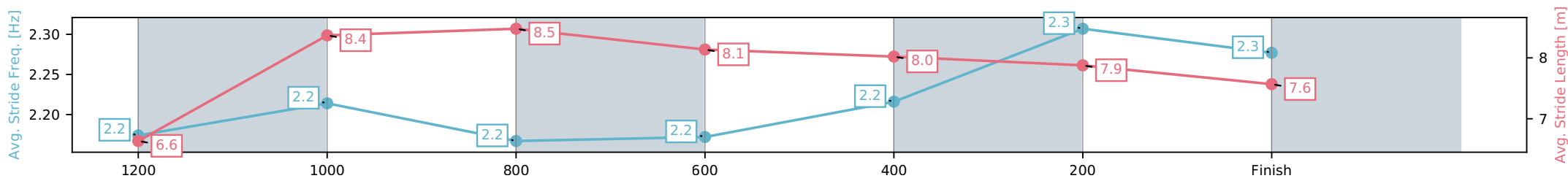
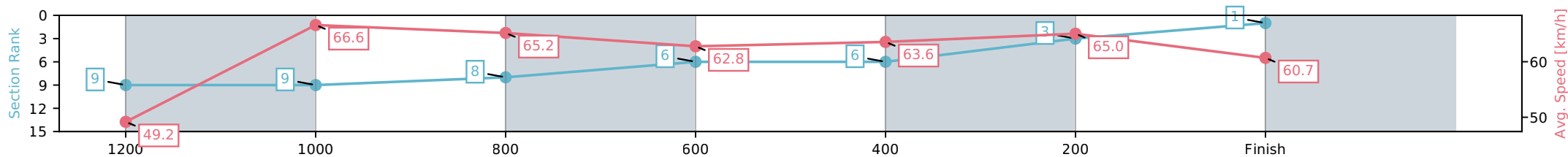
Race 6: DRINKWISE BENCHMARK 78 Handicap - 1350m

11 April 2026 - 3:28PM

Track Rating: Good 4, Weather: Fine, Rail Position: +2.5m Entire Circuit



Section	L1350	L1200	L1000	L800	L600	L400	L200
Section Times	1:18.73 (0:11.14)	1:07.60 [9] (0:10.81)	0:56.79 [8] (0:11.05)	0:45.74 [6] (0:11.45)	0:34.29 [6] (0:11.32)	0:22.96 [3] (0:11.10)	0:11.87 [1] (0:11.87)
Average Speed [km/h]	49.2	66.6	65.2	62.8	63.6	65.0	60.7
Top Speed [km/h]	64.3	67.9	67.3	63.5	64.9	66.0	63.7
Avg. Dist. to Rail [m]	5.0	0.4	0.2	0.2	0.3	2.4	3.9
Avg. Stride Freq. [Hz]	2.2	2.2	2.2	2.2	2.2	2.3	2.3
Avg. Stride Length [m]	6.6	8.4	8.5	8.1	8.0	7.9	7.6



- [] Ranking at each section and finish
- :-:- No data available at this section
- NA No data available

Horse/Jockey Name	Savagery Vibe/Martin Harley
Finish Rank	2
Fastest Section Time (Section)	0:10.83 (1200-1000)
Top Speed [km/h] (Section)	67.5 (1200-1000)
Race State	Finished



Doomben QLD --Professional-2026-04-11

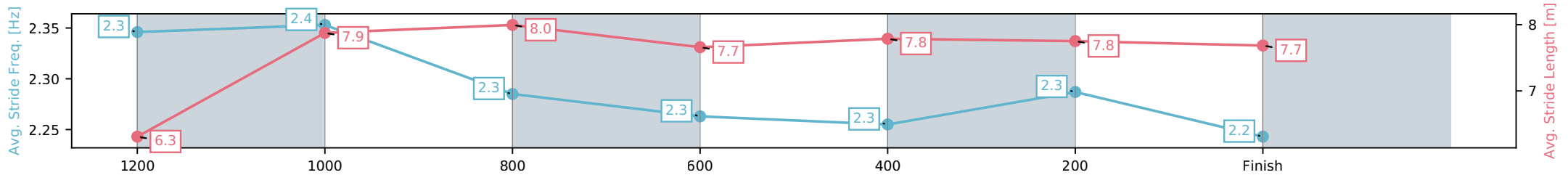
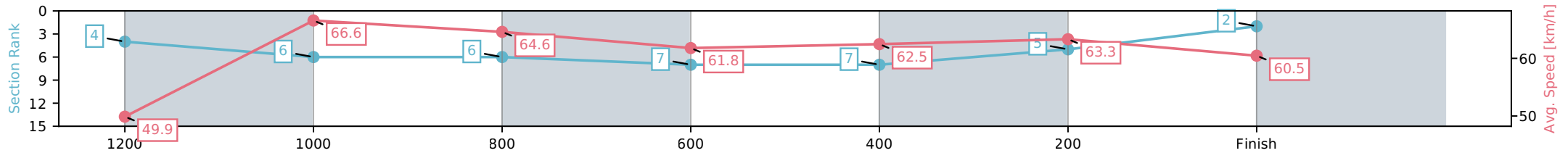
Race 6: DRINKWISE BENCHMARK 78 Handicap - 1350m

11 April 2026 - 3:28PM

Track Rating: Good 4, Weather: Fine, Rail Position: +2.5m Entire Circuit



Section	L1350	L1200	L1000	L800	L600	L400	L200
Section Times	1:18.92 (0:10.90)	1:08.02 [6] (0:10.83)	0:57.18 [6] (0:11.14)	0:46.05 [7] (0:11.61)	0:34.44 [7] (0:11.29)	0:23.14 [5] (0:11.17)	0:11.98 [2] (0:11.98)
Average Speed [km/h]	49.9	66.6	64.6	61.8	62.5	63.3	60.5
Top Speed [km/h]	64.4	67.5	66.8	62.9	63.8	63.9	63.2
Avg. Dist. to Rail [m]	3.7	0.3	0.3	0.5	3.7	7.9	5.9
Avg. Stride Freq. [Hz]	2.3	2.4	2.3	2.3	2.3	2.3	2.2
Avg. Stride Length [m]	6.3	7.9	8.0	7.7	7.8	7.8	7.7



- [] Ranking at each section and finish
- :-:- No data available at this section
- NA No data available

Horse/Jockey Name	Hell To Pay/Chelsea Baker
Finish Rank	3
Fastest Section Time (Section)	0:10.85 (1200-1000)
Top Speed [km/h] (Section)	66.8 (1200-1000)
Race State	Finished



Doomben QLD --Professional-2026-04-11

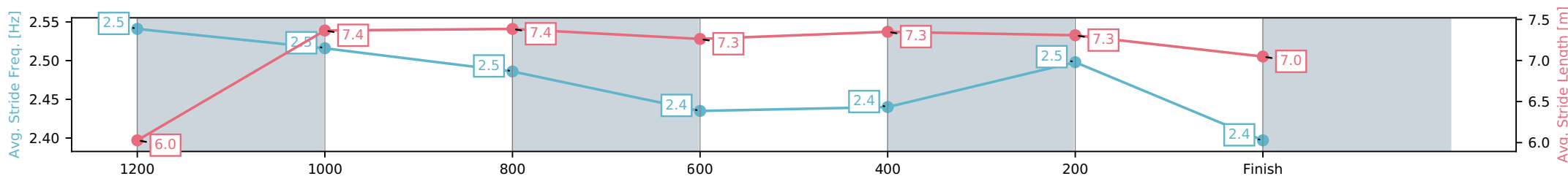
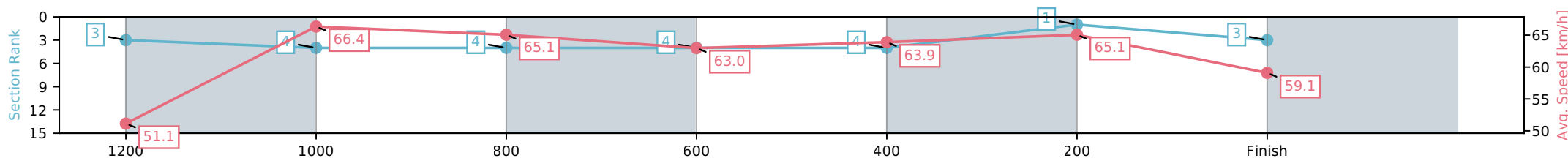
Race 6: DRINKWISE BENCHMARK 78 Handicap - 1350m

11 April 2026 - 3:28PM

Track Rating: Good 4, Weather: Fine, Rail Position: +2.5m Entire Circuit



Section	L1350	L1200	L1000	L800	L600	L400	L200
Section Times	1:19.16 (0:10.69)	1:08.47 [4] (0:10.85)	0:57.62 [4] (0:11.11)	0:46.51 [4] (0:11.60)	0:34.92 [4] (0:11.33)	0:23.59 [1] (0:11.10)	0:12.48 [3] (0:12.48)
Average Speed [km/h]	51.1	66.4	65.1	63.0	63.9	65.1	59.1
Top Speed [km/h]	64.4	66.8	66.4	63.6	65.3	66.7	62.6
Avg. Dist. to Rail [m]	3.0	1.4	1.9	2.7	1.3	3.3	4.1
Avg. Stride Freq. [Hz]	2.5	2.5	2.5	2.4	2.4	2.5	2.4
Avg. Stride Length [m]	6.0	7.4	7.4	7.3	7.3	7.3	7.0



- [] Ranking at each section and finish
- :-:- No data available at this section
- NA No data available

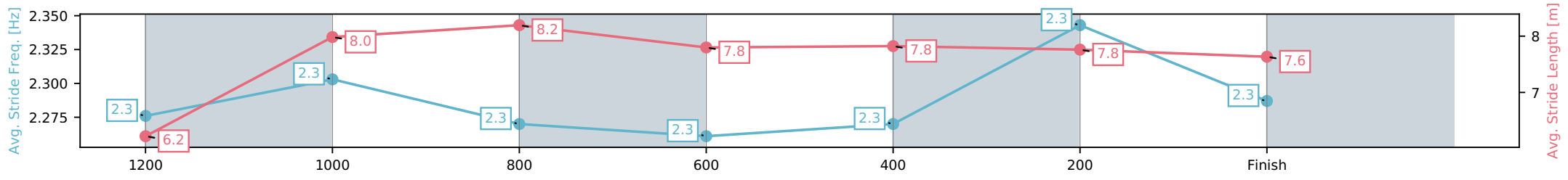
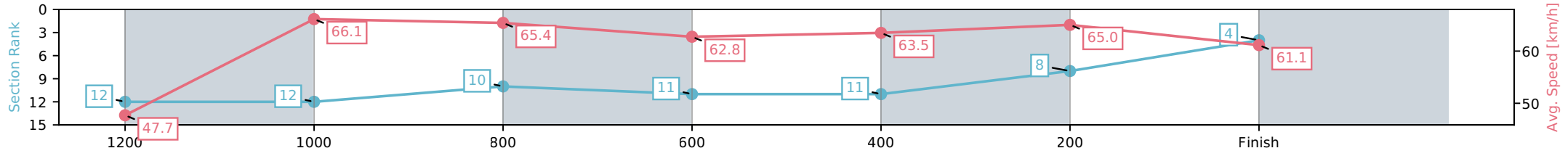
Horse/Jockey Name	Cavalry Man/Courtney Bellamy
Finish Rank	4
Fastest Section Time (Section)	0:10.90 (1200-1000)
Top Speed [km/h] (Section)	67.8 (1000-800)
Race State	Finished



Doomben QLD --Professional-2026-04-11
 Race 6: DRINKWISE BENCHMARK 78 Handicap - 1350m
 11 April 2026 - 3:28PM
 Track Rating: Good 4, Weather: Fine, Rail Position: +2.5m Entire Circuit



Section	L1350	L1200	L1000	L800	L600	L400	L200
Section Times	1:19.20 (0:11.49)	1:07.71 [12] (0:10.90)	0:56.81 [10] (0:11.02)	0:45.79 [11] (0:11.47)	0:34.32 [11] (0:11.28)	0:23.04 [8] (0:11.03)	0:12.01 [4] (0:12.01)
Average Speed [km/h]	47.7	66.1	65.4	62.8	63.5	65.0	61.1
Top Speed [km/h]	63.1	67.4	67.8	63.6	64.1	65.7	65.4
Avg. Dist. to Rail [m]	9.3	0.6	0.5	0.2	0.9	0.8	0.5
Avg. Stride Freq. [Hz]	2.3	2.3	2.3	2.3	2.3	2.3	2.3
Avg. Stride Length [m]	6.2	8.0	8.2	7.8	7.8	7.8	7.6



[] Ranking at each section and finish
 -:-:- No data available at this section
 NA No data available

Horse/Jockey Name	Celestial Blaze/Daniel Moor
Finish Rank	5
Fastest Section Time (Section)	0:10.77 (1200-1000)
Top Speed [km/h] (Section)	67.4 (1200-1000)
Race State	Finished



Doomben QLD --Professional-2026-04-11

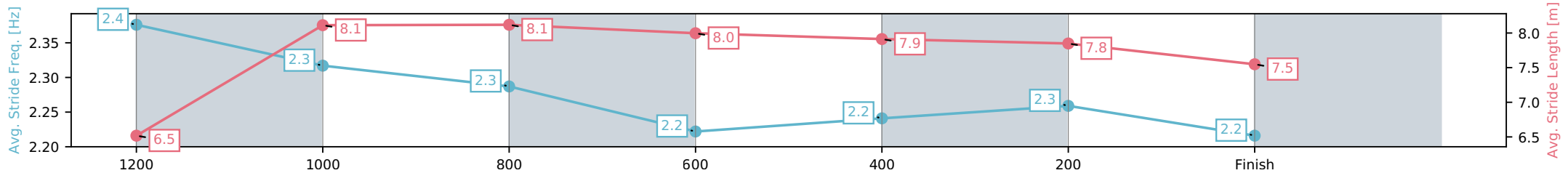
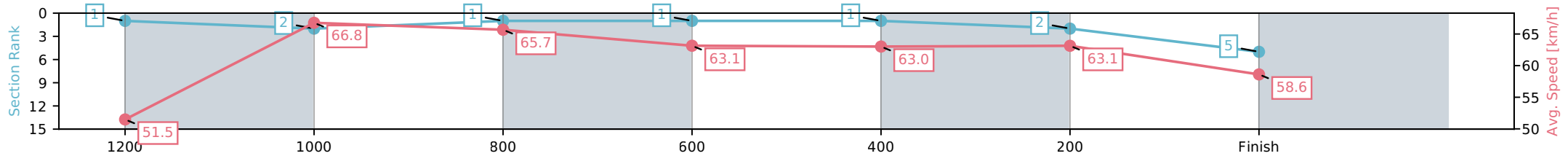
Race 6: DRINKWISE BENCHMARK 78 Handicap - 1350m

11 April 2026 - 3:28PM

Track Rating: Good 4, Weather: Fine, Rail Position: +2.5m Entire Circuit



Section	L1350	L1200	L1000	L800	L600	L400	L200
Section Times	1:19.22 (0:10.63)	1:08.59 [2] (0:10.77)	0:57.82 [1] (0:10.96)	0:46.86 [1] (0:11.40)	0:35.46 [1] (0:11.53)	0:23.94 [2] (0:11.43)	0:12.50 [5] (0:12.50)
Average Speed [km/h]	51.5	66.8	65.7	63.1	63.0	63.1	58.6
Top Speed [km/h]	66.7	67.4	66.8	63.7	63.5	64.0	61.0
Avg. Dist. to Rail [m]	2.3	0.3	0.2	0.2	1.4	1.5	2.1
Avg. Stride Freq. [Hz]	2.4	2.3	2.3	2.2	2.2	2.3	2.2
Avg. Stride Length [m]	6.5	8.1	8.1	8.0	7.9	7.8	7.5



- [] Ranking at each section and finish
- :-:- No data available at this section
- NA No data available

Horse/Jockey Name	Sultry Siren/Jake Bayliss
Finish Rank	6
Fastest Section Time (Section)	0:10.89 (1200-1000)
Top Speed [km/h] (Section)	68.3 (1000-800)
Race State	Finished



Doomben QLD --Professional-2026-04-11

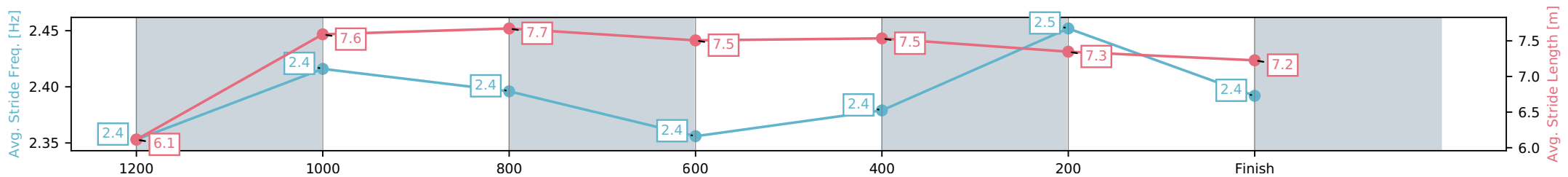
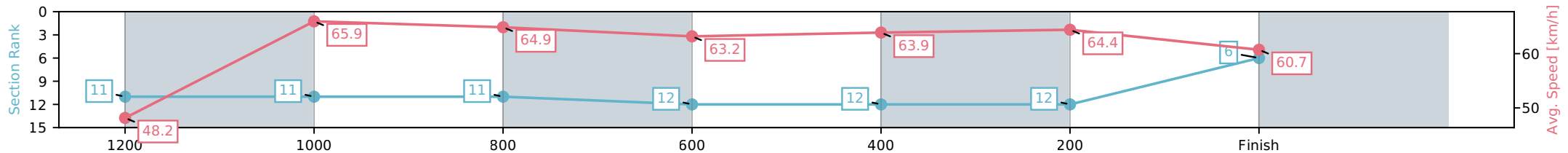
Race 6: DRINKWISE BENCHMARK 78 Handicap - 1350m

11 April 2026 - 3:28PM

Track Rating: Good 4, Weather: Fine, Rail Position: +2.5m Entire Circuit



Section	L1350	L1200	L1000	L800	L600	L400	L200
Section Times	1:19.36 (0:11.41)	1:07.95 [11] (0:10.89)	0:57.06 [11] (0:11.16)	0:45.90 [12] (0:11.45)	0:34.46 [12] (0:11.32)	0:23.13 [12] (0:11.18)	0:11.96 [6] (0:11.96)
Average Speed [km/h]	48.2	65.9	64.9	63.2	63.9	64.4	60.7
Top Speed [km/h]	63.8	68.2	68.3	63.8	64.9	65.8	63.9
Avg. Dist. to Rail [m]	10.1	1.6	1.4	1.0	0.6	1.8	4.3
Avg. Stride Freq. [Hz]	2.4	2.4	2.4	2.4	2.4	2.5	2.4
Avg. Stride Length [m]	6.1	7.6	7.7	7.5	7.5	7.3	7.2



- [] Ranking at each section and finish
- :-:- No data available at this section
- NA No data available

Horse/Jockey Name	Thinkhardandfast/Cody Collis
Finish Rank	7
Fastest Section Time (Section)	0:10.60 (1200-1000)
Top Speed [km/h] (Section)	68.3 (1200-1000)
Race State	Finished



Doomben QLD --Professional-2026-04-11

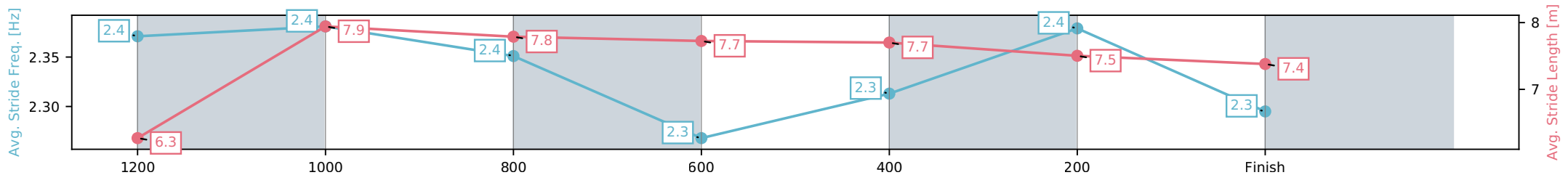
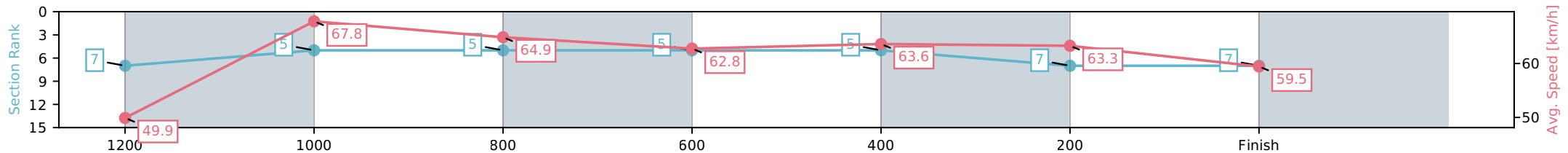
Race 6: DRINKWISE BENCHMARK 78 Handicap - 1350m

11 April 2026 - 3:28PM

Track Rating: Good 4, Weather: Fine, Rail Position: +2.5m Entire Circuit



Section	L1350	L1200	L1000	L800	L600	L400	L200
Section Times	1:19.40 (0:10.98)	1:08.42 [5] (0:10.60)	0:57.82 [5] (0:11.17)	0:46.65 [5] (0:11.57)	0:35.08 [5] (0:11.38)	0:23.69 [7] (0:11.41)	0:12.28 [7] (0:12.28)
Average Speed [km/h]	49.9	67.8	64.9	62.8	63.6	63.3	59.5
Top Speed [km/h]	66.4	68.3	67.0	63.9	63.9	64.1	61.9
Avg. Dist. to Rail [m]	9.0	3.4	2.4	1.8	1.0	3.0	4.4
Avg. Stride Freq. [Hz]	2.4	2.4	2.4	2.3	2.3	2.4	2.3
Avg. Stride Length [m]	6.3	7.9	7.8	7.7	7.7	7.5	7.4



- [] Ranking at each section and finish
- :-:- No data available at this section
- NA No data available

Horse/Jockey Name	Dream Smart/Cejay Graham
Finish Rank	8
Fastest Section Time (Section)	0:10.57 (1200-1000)
Top Speed [km/h] (Section)	69.1 (1200-1000)
Race State	Finished



Doomben QLD --Professional-2026-04-11

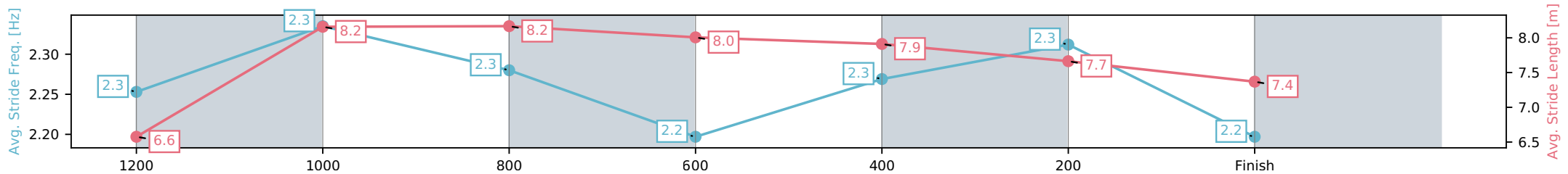
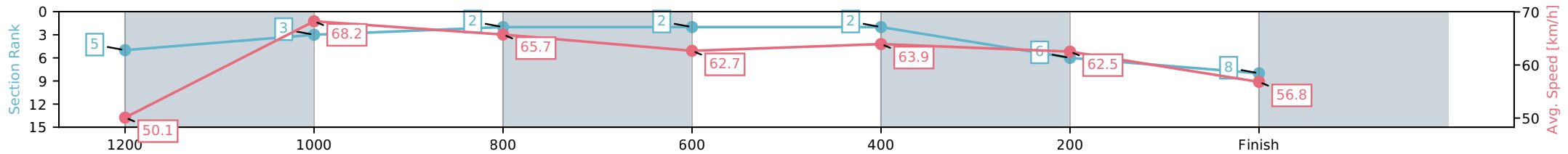
Race 6: DRINKWISE BENCHMARK 78 Handicap - 1350m

11 April 2026 - 3:28PM

Track Rating: Good 4, Weather: Fine, Rail Position: +2.5m Entire Circuit



Section	L1350	L1200	L1000	L800	L600	L400	L200
Section Times	1:19.73 (0:10.90)	1:08.82 [3] (0:10.57)	0:58.25 [2] (0:11.02)	0:47.24 [2] (0:11.59)	0:35.65 [2] (0:11.38)	0:24.27 [6] (0:11.54)	0:12.73 [8] (0:12.73)
Average Speed [km/h]	50.1	68.2	65.7	62.7	63.9	62.5	56.8
Top Speed [km/h]	65.8	69.1	67.6	63.8	64.3	64.1	60.1
Avg. Dist. to Rail [m]	11.5	4.0	2.5	1.9	1.8	1.3	2.9
Avg. Stride Freq. [Hz]	2.3	2.3	2.3	2.2	2.3	2.3	2.2
Avg. Stride Length [m]	6.6	8.2	8.2	8.0	7.9	7.7	7.4



- [] Ranking at each section and finish
- :-:- No data available at this section
- NA No data available

Horse/Jockey Name	Great Aspirations/Angela Jones
Finish Rank	9
Fastest Section Time (Section)	0:11.01 (1200-1000)
Top Speed [km/h] (Section)	67.7 (1000-800)
Race State	Finished



Doomben QLD --Professional-2026-04-11

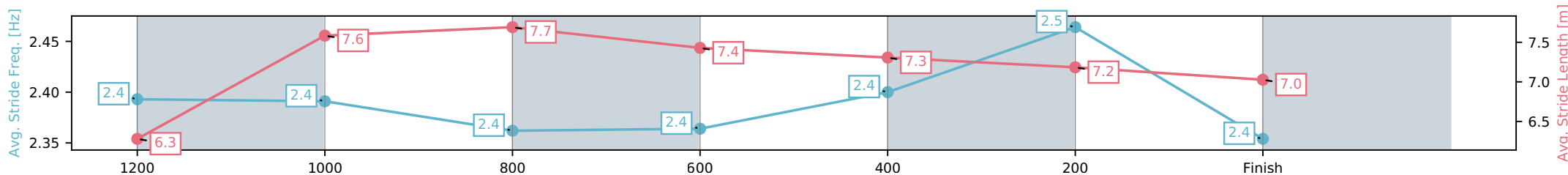
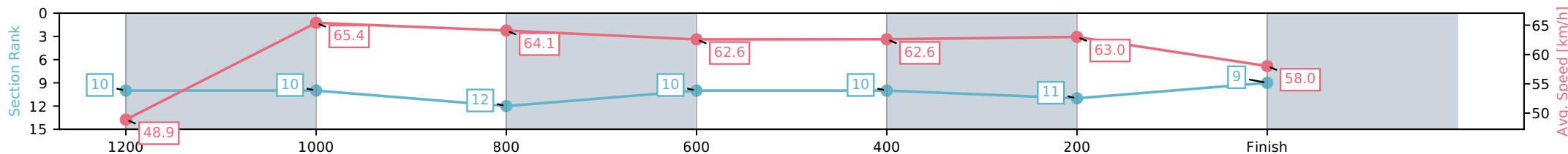
Race 6: DRINKWISE BENCHMARK 78 Handicap - 1350m

11 April 2026 - 3:28PM

Track Rating: Good 4, Weather: Fine, Rail Position: +2.5m Entire Circuit



Section	L1350	L1200	L1000	L800	L600	L400	L200
Section Times	1:19.86 (0:11.23)	1:08.63 [10] (0:11.01)	0:57.62 [12] (0:11.23)	0:46.39 [10] (0:11.37)	0:35.02 [10] (0:11.22)	0:23.80 [11] (0:11.34)	0:12.46 [9] (0:12.46)
Average Speed [km/h]	48.9	65.4	64.1	62.6	62.6	63.0	58.0
Top Speed [km/h]	62.2	67.6	67.7	64.3	63.3	64.1	61.9
Avg. Dist. to Rail [m]	5.6	1.0	0.7	2.6	4.3	2.7	1.3
Avg. Stride Freq. [Hz]	2.4	2.4	2.4	2.4	2.4	2.5	2.4
Avg. Stride Length [m]	6.3	7.6	7.7	7.4	7.3	7.2	7.0



- [] Ranking at each section and finish
- :-:- No data available at this section
- NA No data available

Horse/Jockey Name	Code In Time/Andrew Mallyon
Finish Rank	10
Fastest Section Time (Section)	0:10.72 (1200-1000)
Top Speed [km/h] (Section)	67.7 (1200-1000)
Race State	Finished



Doomben QLD --Professional-2026-04-11

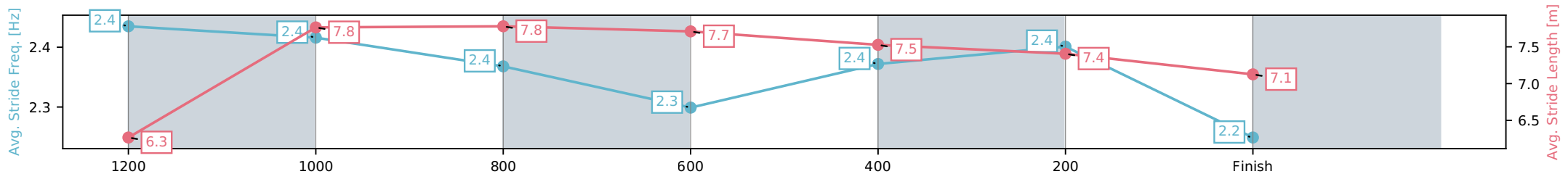
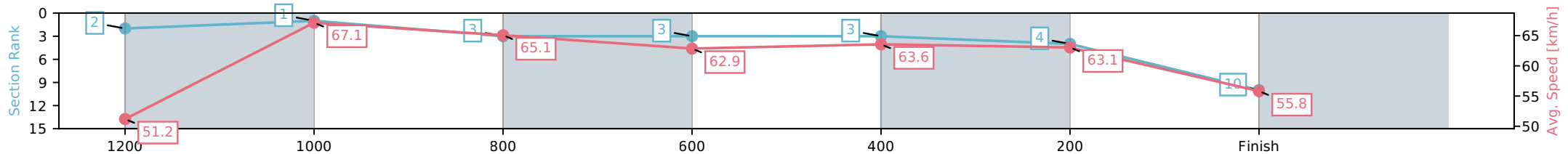
Race 6: DRINKWISE BENCHMARK 78 Handicap - 1350m

11 April 2026 - 3:28PM

Track Rating: Good 4, Weather: Fine, Rail Position: +2.5m Entire Circuit



Section	L1350	L1200	L1000	L800	L600	L400	L200
Section Times	1:19.99 (0:10.68)	1:09.31 [1] (0:10.72)	0:58.59 [3] (0:11.13)	0:47.46 [3] (0:11.56)	0:35.90 [3] (0:11.40)	0:24.50 [4] (0:11.38)	0:13.11 [10] (0:13.11)
Average Speed [km/h]	51.2	67.1	65.1	62.9	63.6	63.1	55.8
Top Speed [km/h]	64.8	67.7	67.2	63.7	63.8	64.6	60.7
Avg. Dist. to Rail [m]	6.2	2.3	2.1	1.8	1.3	0.9	1.3
Avg. Stride Freq. [Hz]	2.4	2.4	2.4	2.3	2.4	2.4	2.2
Avg. Stride Length [m]	6.3	7.8	7.8	7.7	7.5	7.4	7.1



- [] Ranking at each section and finish
- :-:- No data available at this section
- NA No data available

Horse/Jockey Name	Redzoust/Corey Sutherland
Finish Rank	11
Fastest Section Time (Section)	0:10.78 (1200-1000)
Top Speed [km/h] (Section)	67.4 (1000-800)
Race State	Finished



Doomben QLD --Professional-2026-04-11

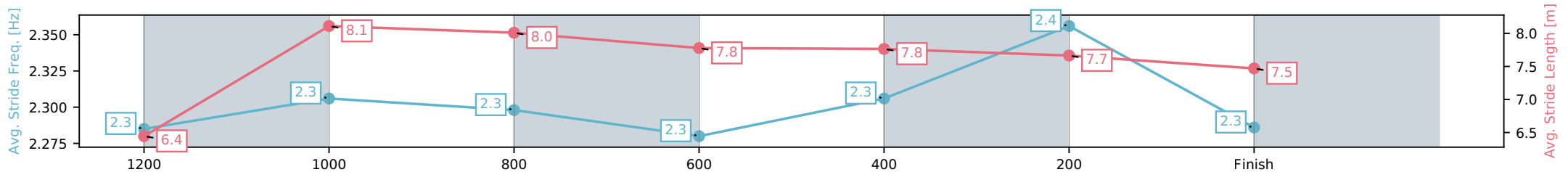
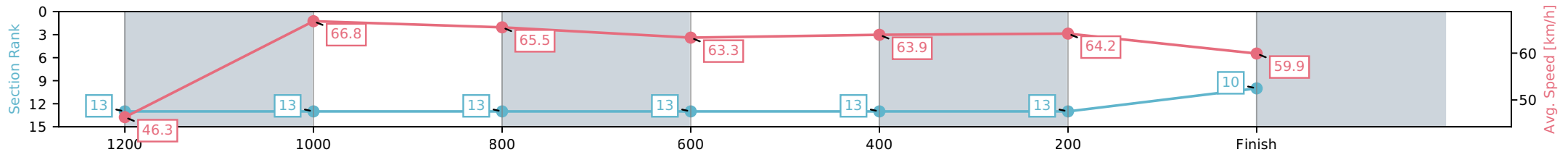
Race 6: DRINKWISE BENCHMARK 78 Handicap - 1350m

11 April 2026 - 3:28PM

Track Rating: Good 4, Weather: Fine, Rail Position: +2.5m Entire Circuit



Section	L1350	L1200	L1000	L800	L600	L400	L200
Section Times	1:19.99 (0:11.94)	1:08.05 [13] (0:10.78)	0:57.27 [13] (0:10.99)	0:46.28 [13] (0:11.43)	0:34.85 [13] (0:11.37)	0:23.48 [13] (0:11.26)	0:12.22 [10] (0:12.22)
Average Speed [km/h]	46.3	66.8	65.5	63.3	63.9	64.2	59.9
Top Speed [km/h]	66.1	67.2	67.4	64.5	64.4	65.5	63.0
Avg. Dist. to Rail [m]	8.0	1.8	1.3	0.9	1.2	3.7	7.5
Avg. Stride Freq. [Hz]	2.3	2.3	2.3	2.3	2.3	2.4	2.3
Avg. Stride Length [m]	6.4	8.1	8.0	7.8	7.8	7.7	7.5



- [] Ranking at each section and finish
- :-:- No data available at this section
- NA No data available

Horse/Jockey Name	Exceed Speed/Ryan Maloney
Finish Rank	12
Fastest Section Time (Section)	0:10.84 (1200-1000)
Top Speed [km/h] (Section)	67.9 (1200-1000)
Race State	Finished



Doomben QLD --Professional-2026-04-11

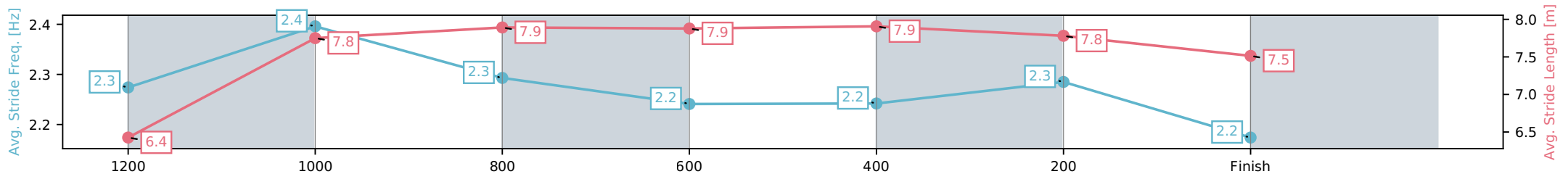
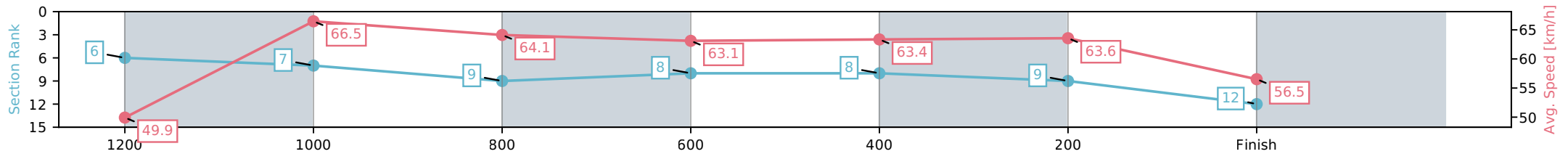
Race 6: DRINKWISE BENCHMARK 78 Handicap - 1350m

11 April 2026 - 3:28PM

Track Rating: Good 4, Weather: Fine, Rail Position: +2.5m Entire Circuit



Section	L1350	L1200	L1000	L800	L600	L400	L200
Section Times	1:20.18 (0:10.95)	1:09.23 [7] (0:10.84)	0:58.39 [9] (0:11.31)	0:47.07 [8] (0:11.50)	0:35.58 [8] (0:11.35)	0:24.23 [9] (0:11.32)	0:12.91 [12] (0:12.91)
Average Speed [km/h]	49.9	66.5	64.1	63.1	63.4	63.6	56.5
Top Speed [km/h]	63.2	67.9	64.9	64.4	64.1	64.6	63.4
Avg. Dist. to Rail [m]	7.2	2.6	3.2	1.3	0.3	1.5	3.1
Avg. Stride Freq. [Hz]	2.3	2.4	2.3	2.2	2.2	2.3	2.2
Avg. Stride Length [m]	6.4	7.8	7.9	7.9	7.9	7.8	7.5



- [] Ranking at each section and finish
- :-:- No data available at this section
- NA No data available

Horse/Jockey Name	Lunaite/Kyle Wilson-Taylor
Finish Rank	13
Fastest Section Time (Section)	0:10.77 (1200-1000)
Top Speed [km/h] (Section)	67.9 (1200-1000)
Race State	Finished



Doomben QLD --Professional-2026-04-11

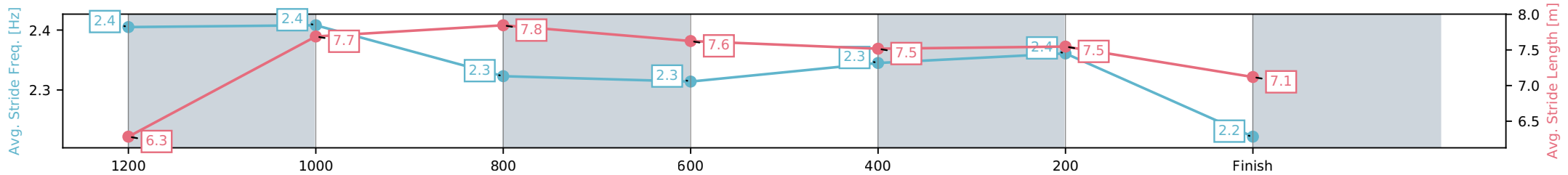
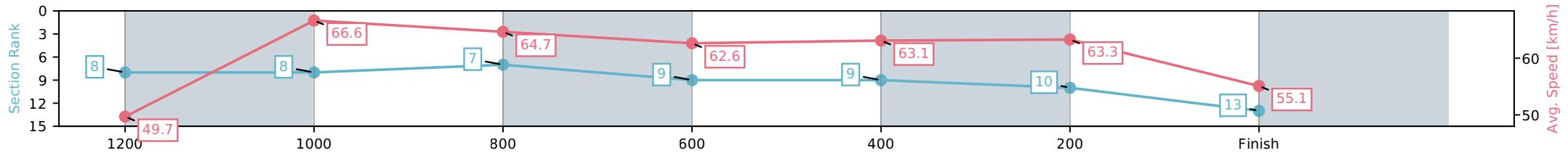
Race 6: DRINKWISE BENCHMARK 78 Handicap - 1350m

11 April 2026 - 3:28PM

Track Rating: Good 4, Weather: Fine, Rail Position: +2.5m Entire Circuit



Section	L1350	L1200	L1000	L800	L600	L400	L200
Section Times	1:20.43 (0:11.02)	1:09.41 [8] (0:10.77)	0:58.63 [7] (0:11.18)	0:47.45 [9] (0:11.64)	0:35.81 [9] (0:11.36)	0:24.45 [10] (0:11.37)	0:13.08 [13] (0:13.08)
Average Speed [km/h]	49.7	66.6	64.7	62.6	63.1	63.3	55.1
Top Speed [km/h]	63.5	67.9	66.0	64.7	64.4	64.3	61.5
Avg. Dist. to Rail [m]	4.3	1.1	1.7	2.0	0.8	1.0	3.0
Avg. Stride Freq. [Hz]	2.4	2.4	2.3	2.3	2.3	2.4	2.2
Avg. Stride Length [m]	6.3	7.7	7.8	7.6	7.5	7.5	7.1



- [] Ranking at each section and finish
- :-:- No data available at this section
- NA No data available



Doomben QLD

Race 7: CRICKS HIGHWAY BENCHMARK 80 Handicap - 1110m

11 April 2026 - 4:07PM



BRISBANE
RACING CLUB

Track Rating: Good 4, Weather: Fine, Rail Position: +2.5m Entire Circuit

Field Times
(Race Tempo) 1:03.64 0:55.56 0:45.10 0:34.23 0:23.24 0:12.15
(0:08.08) (0:10.46) (0:10.88) (0:10.98) (0:11.09) (0:12.15)

Rank	TAB#	Horse	Overall Time	First 400m	Top Speed km/h (Section)	L1110	L1000	L800	L600	L400	L200		
	(BAR#)	Jockey	Margin (DT-W)	Last 600m	Fastest Section (Time)	Start - 1000	1000 - 800	800 - 600	600 - 400	400 - 200	200 - Finish		
1	2	Flying Destiny	1:03.64	0:23.88	69.2 (1000-800)	1:03.64	0:55.17 [5]	0:44.57 [5]	0:33.89 [4]	0:22.95 [3]	0:11.94 [2]		
	(3)	Boris Thornton		0:33.90	1000-800 (0:10.60)	(0:08.47)	(0:10.60)	(0:10.68)	(0:10.94)	(0:11.02)	(0:11.94)		
2	7	Acres Away	1:03.82	0:23.64	68.9 (1000-800)	1:03.82	0:55.70 [2]	0:45.08 [3]	0:34.19 [3]	0:23.01 [4]	0:11.93 [4]		
	(5)	Angela Jones	1.1L (+0)	0:34.19	1000-800 (0:10.62)	(0:08.12)	(0:10.62)	(0:10.89)	(0:11.18)	(0:11.08)	(0:11.93)		
3	3	Ouroboros	1:03.82	0:23.43	69.7 (1000-800)	1:03.82	0:55.74 [1]	0:45.28 [1]	0:34.40 [1]	0:23.40 [2]	0:12.33 [1]		
	(1)	Fiona Sandkuhl	1.1L (+1)	0:34.40	1000-800 (0:10.46)	(0:08.08)	(0:10.46)	(0:10.88)	(0:11.00)	(0:11.07)	(0:12.33)		
4	16	Without Parallel	1:03.87	0:23.84	72.1 (800-600)	1:03.87	0:55.67 [4]	0:44.93 [4]	0:34.07 [5]	0:22.87 [5]	0:11.83 [6]		
	(6)	Jett Newman	1.4L (+3)	0:34.06	1000-800 (0:10.74)	(0:08.20)	(0:10.74)	(0:10.86)	(0:11.19)	(0:11.04)	(0:11.83)		
5	8	Estrondo	1:03.95	0:24.36	67.9 (800-600)	1:03.95	0:55.27 [8]	0:44.45 [8]	0:33.67 [9]	0:22.79 [7]	0:11.99 [5]		
	(8)	Michael Rodd	1.9L (-3)	0:33.67	800-600 (0:10.78)	(0:08.68)	(0:10.82)	(0:10.78)	(0:10.88)	(0:10.80)	(0:11.99)		
6	15	Fragile Love	1:04.09	0:24.33	69.2 (800-600)	1:04.09	0:55.29 [9]	0:44.47 [9]	0:33.87 [8]	0:22.83 [8]	0:11.97 [7]		
	(9)	Damien Thornton	2.7L (-6)	0:33.87	800-600 (0:10.60)	(0:08.80)	(0:10.82)	(0:10.60)	(0:11.04)	(0:10.86)	(0:11.97)		
7	1	Richon	1:04.36	0:23.51	69.7 (1000-800)	1:04.36	0:56.22 [3]	0:45.65 [2]	0:34.89 [2]	0:23.96 [1]	0:12.65 [3]		
	(2)	Courtney Bellamy	4.3L (-4)	0:34.89	1000-800 (0:10.57)	(0:08.14)	(0:10.57)	(0:10.76)	(0:10.93)	(0:11.31)	(0:12.65)		
8	12	First Mission	1:04.40	0:24.18	69.0 (800-600)	1:04.40	0:55.75 [7]	0:44.93 [7]	0:34.34 [6]	0:23.38 [6]	0:12.22 [8]		
	(7)	Ryan Maloney	4.5L (+2)	0:34.35	800-600 (0:10.59)	(0:08.65)	(0:10.82)	(0:10.59)	(0:10.97)	(0:11.16)	(0:12.22)		
9	5	Brereton	1:04.41	0:24.55	69.4 (800-600)	1:04.41	0:55.54 [10]	0:44.61 [10]	0:33.99 [10]	0:23.00 [10]	0:11.94 [10]		
	(10)	Chelsea Baker	4.5L (-1)	0:33.99	800-600 (0:10.62)	(0:08.87)	(0:10.93)	(0:10.62)	(0:10.99)	(0:11.06)	(0:11.94)		
10	19	Henry's Blade	1:04.59	0:24.10	68.4 (800-600)	1:04.59	0:56.03 [6]	0:45.30 [6]	0:34.40 [7]	0:23.21 [9]	0:12.19 [9]		
	(4)	Stacey Callow	5.6L (-8)	0:34.39	1000-800 (0:10.72)	(0:08.56)	(0:10.72)	(0:10.91)	(0:11.18)	(0:11.02)	(0:12.19)		

Scratched: He's Heaven (#4), Pantelone (#6), Royal Commodore (#9), Muschialli (#10), Ralphie (#11), Shot Of Whiskey (#13), Laydownlily (#14), Amore Veloce (#17), Dream Lantern (#18)

Report Created: Sat 11 April 2026

(Note: Races are conducted over an approximate distance as close as possible to the advertised distance, and recorded data may vary accordingly. Official times refer to race times only and do not include handicap times.)

[] Position in running at each section and finish TAB# Saddle cloth number

-:--:-- No data available at this section

NA No data available

DNT Did not track

BAR# Barrier/Gate Position

DNF Did not finish

DT-W Distance travelled compared to winner in metres

Fastest split

Fastest section

Horse/Jockey Name	Flying Destiny/Boris Thornton
Finish Rank	1
Fastest Section Time (Section)	0:10.60 (1000-800)
Top Speed [km/h] (Section)	69.2 (1000-800)
Race State	Finished



Doomben QLD --Professional-2026-04-11

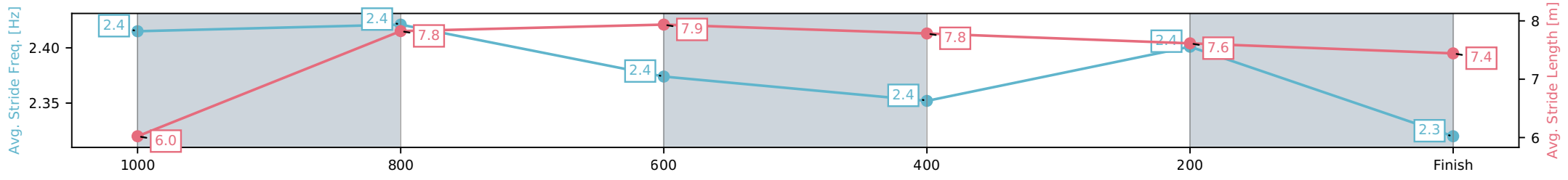
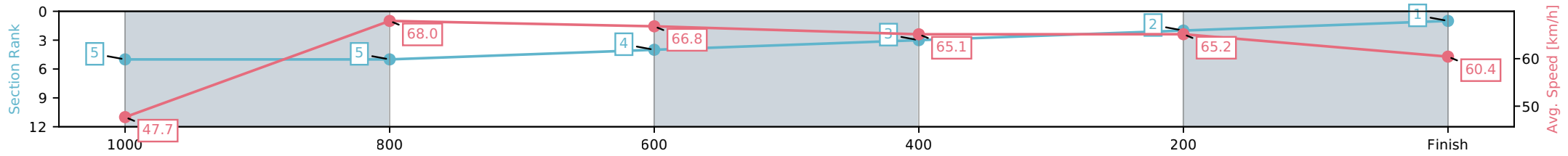
Race 7: CRICKS HIGHWAY BENCHMARK 80 Handicap - 1110m

11 April 2026 - 4:07PM



Track Rating: Good 4, Weather: Fine, Rail Position: +2.5m Entire Circuit

Section	L1110	L1000	L800	L600	L400	L200
Section Times	1:03.64 (0:08.47)	0:55.17 [5] (0:10.60)	0:44.57 [4] (0:10.68)	0:33.89 [3] (0:10.94)	0:22.95 [2] (0:11.02)	0:11.94 [1] (0:11.94)
Average Speed [km/h]	47.7	68.0	66.8	65.1	65.2	60.4
Top Speed [km/h]	63.8	69.2	67.3	66.6	66.7	64.2
Avg. Dist. to Rail [m]	2.5	0.5	1.9	1.8	0.9	1.1
Avg. Stride Freq. [Hz]	2.4	2.4	2.4	2.4	2.4	2.3
Avg. Stride Length [m]	6.0	7.8	7.9	7.8	7.6	7.4



[] Ranking at each section and finish
 -:-:- No data available at this section
 NA No data available

Horse/Jockey Name	Acres Away/Angela Jones
Finish Rank	2
Fastest Section Time (Section)	0:10.62 (1000-800)
Top Speed [km/h] (Section)	68.9 (1000-800)
Race State	Finished



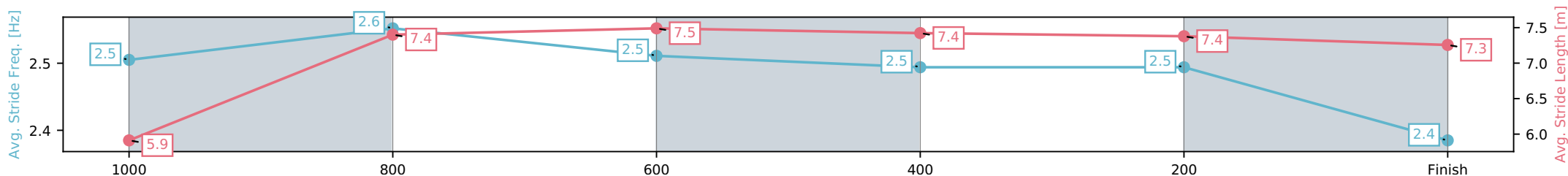
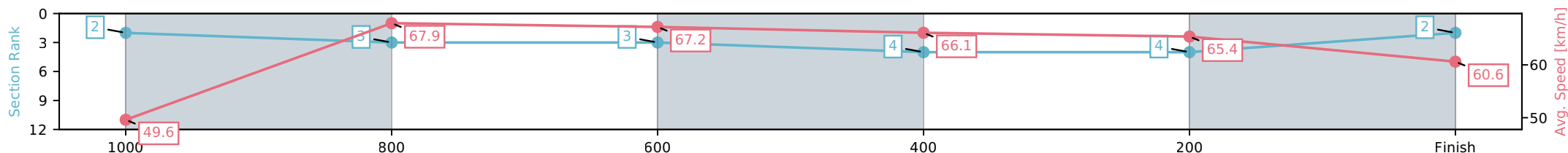
Doomben QLD --Professional-2026-04-11
 Race 7: CRICKS HIGHWAY BENCHMARK 80 Handicap - 1110m



11 April 2026 - 4:07PM

Track Rating: Good 4, Weather: Fine, Rail Position: +2.5m Entire Circuit

Section	L1110	L1000	L800	L600	L400	L200
Section Times	1:03.82 (0:08.12)	0:55.70 [3] (0:10.62)	0:45.08 [3] (0:10.89)	0:34.19 [4] (0:11.18)	0:23.01 [4] (0:11.08)	0:11.93 [2] (0:11.93)
Average Speed [km/h]	49.6	67.9	67.2	66.1	65.4	60.6
Top Speed [km/h]	65.4	68.9	68.3	67.0	66.4	64.1
Avg. Dist. to Rail [m]	4.2	1.5	3.0	4.4	2.5	2.5
Avg. Stride Freq. [Hz]	2.5	2.6	2.5	2.5	2.5	2.4
Avg. Stride Length [m]	5.9	7.4	7.5	7.4	7.4	7.3



- [] Ranking at each section and finish
- :-:- No data available at this section
- NA No data available

Horse/Jockey Name	Ouroboros/Fiona Sandkuhl
Finish Rank	3
Fastest Section Time (Section)	0:10.46 (1000-800)
Top Speed [km/h] (Section)	69.7 (1000-800)
Race State	Finished



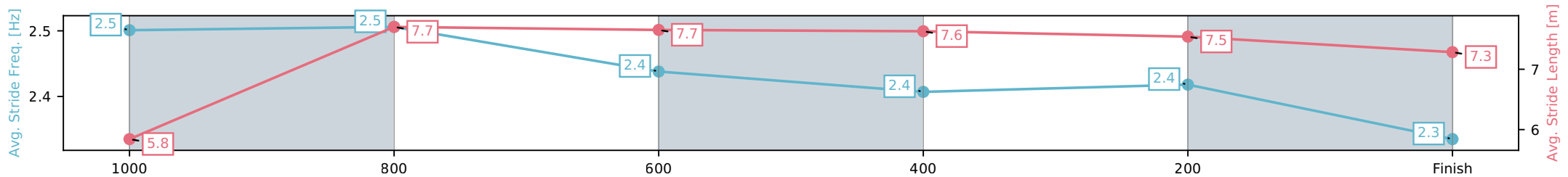
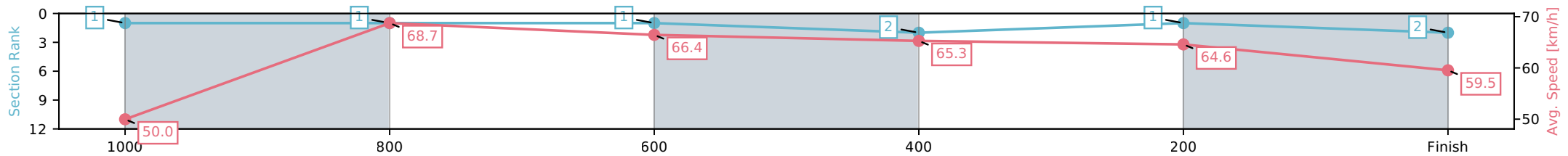
Doomben QLD --Professional-2026-04-11
 Race 7: CRICKS HIGHWAY BENCHMARK 80 Handicap - 1110m



11 April 2026 - 4:07PM

Track Rating: Good 4, Weather: Fine, Rail Position: +2.5m Entire Circuit

Section	L1110	L1000	L800	L600	L400	L200
Section Times	1:03.82 (0:08.08)	0:55.74 [1] (0:10.46)	0:45.28 [1] (0:10.88)	0:34.40 [2] (0:11.00)	0:23.40 [1] (0:11.07)	0:12.33 [2] (0:12.33)
Average Speed [km/h]	50.0	68.7	66.4	65.3	64.6	59.5
Top Speed [km/h]	67.4	69.7	67.3	66.2	65.5	62.6
Avg. Dist. to Rail [m]	1.0	0.2	0.8	1.0	2.6	1.9
Avg. Stride Freq. [Hz]	2.5	2.5	2.4	2.4	2.4	2.3
Avg. Stride Length [m]	5.8	7.7	7.7	7.6	7.5	7.3



[] Ranking at each section and finish
 -:-:- No data available at this section
 NA No data available

Horse/Jockey Name	Without Parallel/Jett Newman
Finish Rank	4
Fastest Section Time (Section)	0:10.74 (1000-800)
Top Speed [km/h] (Section)	72.1 (800-600)
Race State	Finished



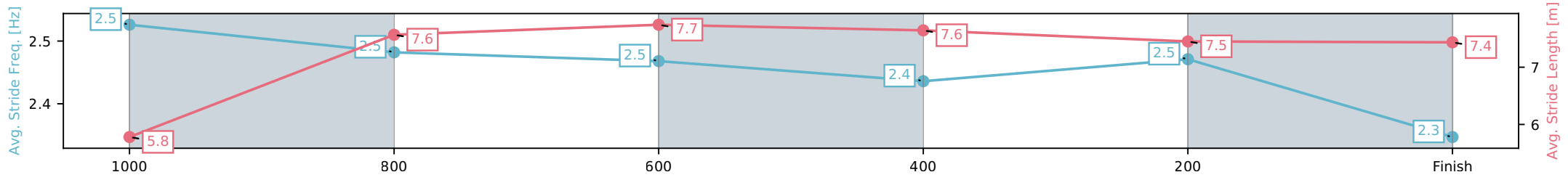
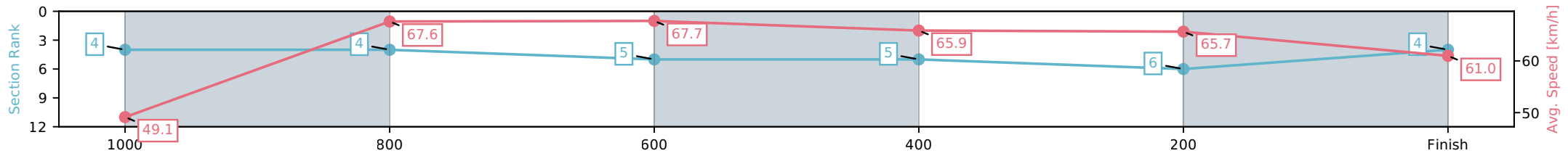
Doomben QLD --Professional-2026-04-11
 Race 7: CRICKS HIGHWAY BENCHMARK 80 Handicap - 1110m



11 April 2026 - 4:07PM

Track Rating: Good 4, Weather: Fine, Rail Position: +2.5m Entire Circuit

Section	L1110	L1000	L800	L600	L400	L200
Section Times	1:03.87 (0:08.20)	0:55.67 [4] (0:10.74)	0:44.93 [5] (0:10.86)	0:34.07 [5] (0:11.19)	0:22.87 [6] (0:11.04)	0:11.83 [4] (0:11.83)
Average Speed [km/h]	49.1	67.6	67.7	65.9	65.7	61.0
Top Speed [km/h]	66.5	68.3	72.1	67.9	66.7	65.0
Avg. Dist. to Rail [m]	5.6	3.2	4.2	4.2	4.1	6.3
Avg. Stride Freq. [Hz]	2.5	2.5	2.5	2.4	2.5	2.3
Avg. Stride Length [m]	5.8	7.6	7.7	7.6	7.5	7.4



[] Ranking at each section and finish
 -.-.- No data available at this section
 NA No data available

Horse/Jockey Name	Estrondo/Michael Rodd
Finish Rank	5
Fastest Section Time (Section)	0:10.78 (800-600)
Top Speed [km/h] (Section)	67.9 (800-600)
Race State	Finished



Doomben QLD --Professional-2026-04-11

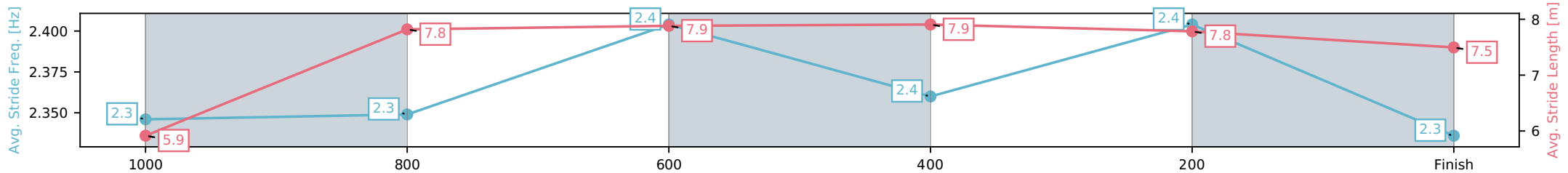
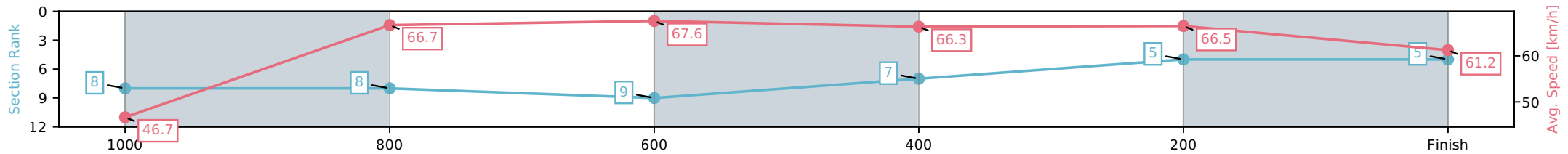
Race 7: CRICKS HIGHWAY BENCHMARK 80 Handicap - 1110m

11 April 2026 - 4:07PM



Track Rating: Good 4, Weather: Fine, Rail Position: +2.5m Entire Circuit

Section	L1110	L1000	L800	L600	L400	L200
Section Times	1:03.95 (0:08.68)	0:55.27 [8] (0:10.82)	0:44.45 [9] (0:10.78)	0:33.67 [7] (0:10.88)	0:22.79 [5] (0:10.80)	0:11.99 [5] (0:11.99)
Average Speed [km/h]	46.7	66.7	67.6	66.3	66.5	61.2
Top Speed [km/h]	61.6	67.8	67.9	66.9	67.1	65.2
Avg. Dist. to Rail [m]	6.8	1.3	2.2	1.0	0.9	1.8
Avg. Stride Freq. [Hz]	2.3	2.3	2.4	2.4	2.4	2.3
Avg. Stride Length [m]	5.9	7.8	7.9	7.9	7.8	7.5



- [] Ranking at each section and finish
- :-:- No data available at this section
- NA No data available

Horse/Jockey Name	Fragile Love/Damien Thornton
Finish Rank	6
Fastest Section Time (Section)	0:10.60 (800-600)
Top Speed [km/h] (Section)	69.2 (800-600)
Race State	Finished



Doomben QLD --Professional-2026-04-11

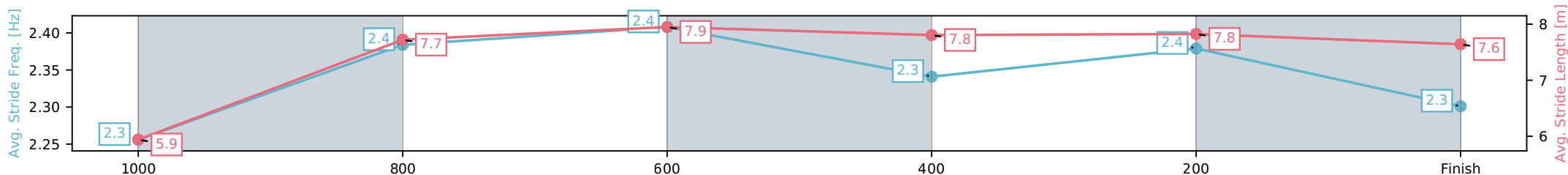
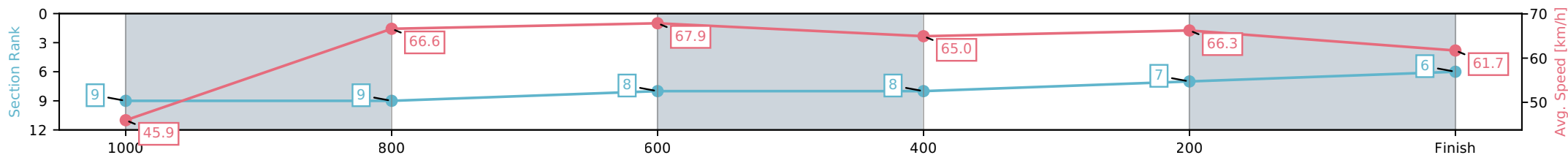
Race 7: CRICKS HIGHWAY BENCHMARK 80 Handicap - 1110m

11 April 2026 - 4:07PM



Track Rating: Good 4, Weather: Fine, Rail Position: +2.5m Entire Circuit

Section	L1110	L1000	L800	L600	L400	L200
Section Times	1:04.09 (0:08.80)	0:55.29 [9] (0:10.82)	0:44.47 [8] (0:10.60)	0:33.87 [8] (0:11.04)	0:22.83 [7] (0:10.86)	0:11.97 [6] (0:11.97)
Average Speed [km/h]	45.9	66.6	67.9	65.0	66.3	61.7
Top Speed [km/h]	64.2	68.8	69.2	66.6	66.7	64.9
Avg. Dist. to Rail [m]	8.0	0.4	0.2	0.5	1.3	4.9
Avg. Stride Freq. [Hz]	2.3	2.4	2.4	2.3	2.4	2.3
Avg. Stride Length [m]	5.9	7.7	7.9	7.8	7.8	7.6



- [] Ranking at each section and finish
- :-:- No data available at this section
- NA No data available

Horse/Jockey Name	Richon/Courtney Bellamy
Finish Rank	7
Fastest Section Time (Section)	0:10.57 (1000-800)
Top Speed [km/h] (Section)	69.7 (1000-800)
Race State	Finished



Doomben QLD --Professional-2026-04-11

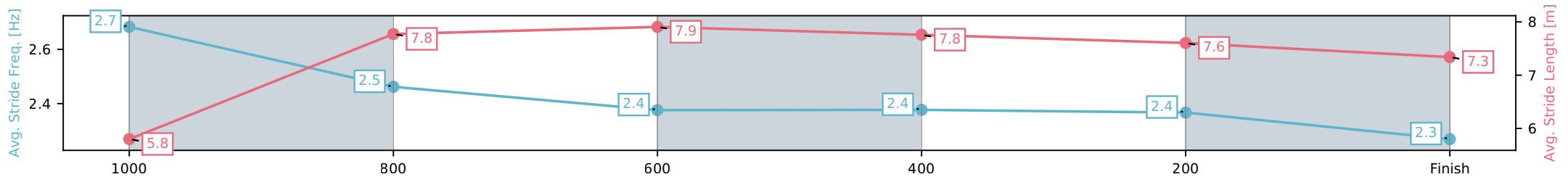
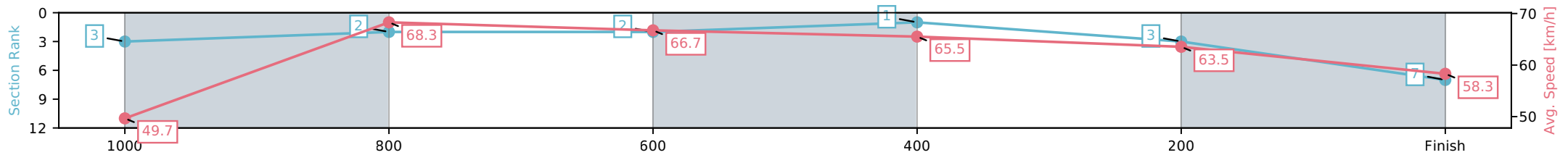
Race 7: CRICKS HIGHWAY BENCHMARK 80 Handicap - 1110m

11 April 2026 - 4:07PM



Track Rating: Good 4, Weather: Fine, Rail Position: +2.5m Entire Circuit

Section	L1110	L1000	L800	L600	L400	L200
Section Times	1:04.36 (0:08.14)	0:56.22 [2] (0:10.57)	0:45.65 [2] (0:10.76)	0:34.89 [1] (0:10.93)	0:23.96 [3] (0:11.31)	0:12.65 [7] (0:12.65)
Average Speed [km/h]	49.7	68.3	66.7	65.5	63.5	58.3
Top Speed [km/h]	66.8	69.7	67.8	66.6	64.9	61.7
Avg. Dist. to Rail [m]	1.7	1.0	0.6	0.9	0.9	1.9
Avg. Stride Freq. [Hz]	2.7	2.5	2.4	2.4	2.4	2.3
Avg. Stride Length [m]	5.8	7.8	7.9	7.8	7.6	7.3



- [] Ranking at each section and finish
- :-:- No data available at this section
- NA No data available

Horse/Jockey Name	First Mission/Ryan Maloney
Finish Rank	8
Fastest Section Time (Section)	0:10.59 (800-600)
Top Speed [km/h] (Section)	69.0 (800-600)
Race State	Finished



Doomben QLD --Professional-2026-04-11

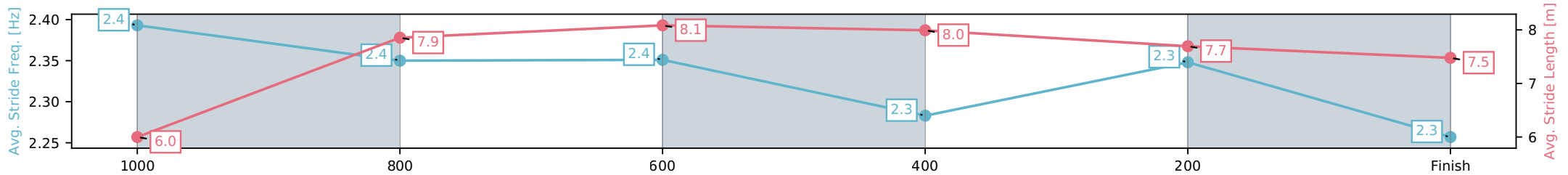
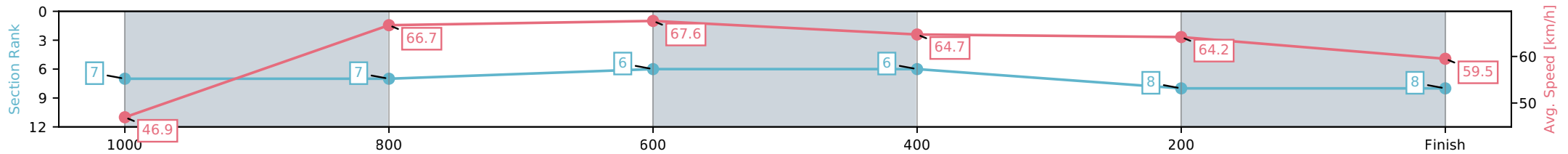
Race 7: CRICKS HIGHWAY BENCHMARK 80 Handicap - 1110m

11 April 2026 - 4:07PM

Track Rating: Good 4, Weather: Fine, Rail Position: +2.5m Entire Circuit



Section	L1110	L1000	L800	L600	L400	L200
Section Times	1:04.40 (0:08.65)	0:55.75 [7] (0:10.82)	0:44.93 [6] (0:10.59)	0:34.34 [6] (0:10.97)	0:23.38 [8] (0:11.16)	0:12.22 [8] (0:12.22)
Average Speed [km/h]	46.9	66.7	67.6	64.7	64.2	59.5
Top Speed [km/h]	61.4	67.8	69.0	65.9	64.7	62.7
Avg. Dist. to Rail [m]	6.2	1.5	1.3	2.5	1.3	0.5
Avg. Stride Freq. [Hz]	2.4	2.4	2.4	2.3	2.3	2.3
Avg. Stride Length [m]	6.0	7.9	8.1	8.0	7.7	7.5



- [] Ranking at each section and finish
- :-:- No data available at this section
- NA No data available

Horse/Jockey Name	Brereton/Chelsea Baker
Finish Rank	9
Fastest Section Time (Section)	0:10.62 (800-600)
Top Speed [km/h] (Section)	69.4 (800-600)
Race State	Finished



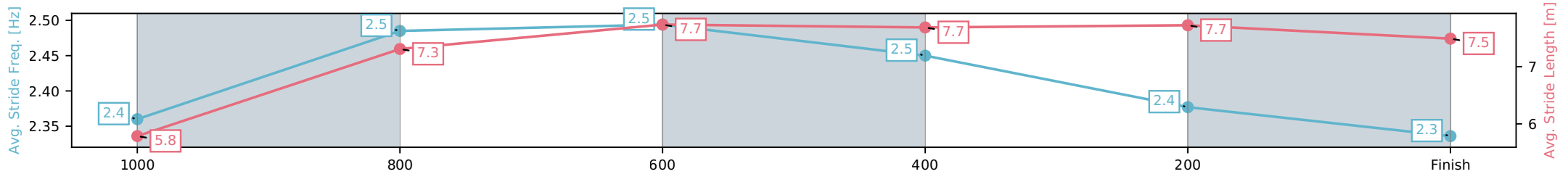
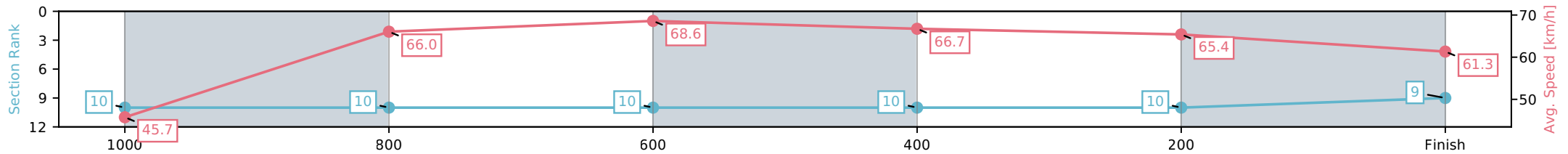
Doomben QLD --Professional-2026-04-11
 Race 7: CRICKS HIGHWAY BENCHMARK 80 Handicap - 1110m



11 April 2026 - 4:07PM

Track Rating: Good 4, Weather: Fine, Rail Position: +2.5m Entire Circuit

Section	L1110	L1000	L800	L600	L400	L200
Section Times	1:04.41 (0:08.87)	0:55.54 [10] (0:10.93)	0:44.61 [10] (0:10.62)	0:33.99 [10] (0:10.99)	0:23.00 [10] (0:11.06)	0:11.94 [9] (0:11.94)
Average Speed [km/h]	45.7	66.0	68.6	66.7	65.4	61.3
Top Speed [km/h]	60.2	68.7	69.4	68.9	66.4	64.2
Avg. Dist. to Rail [m]	9.2	1.6	2.3	3.3	3.6	6.7
Avg. Stride Freq. [Hz]	2.4	2.5	2.5	2.5	2.4	2.3
Avg. Stride Length [m]	5.8	7.3	7.7	7.7	7.7	7.5



- [] Ranking at each section and finish
- :-:- No data available at this section
- NA No data available

Horse/Jockey Name	Henry's Blade/Stacey Callow
Finish Rank	10
Fastest Section Time (Section)	0:10.72 (1000-800)
Top Speed [km/h] (Section)	68.4 (800-600)
Race State	Finished



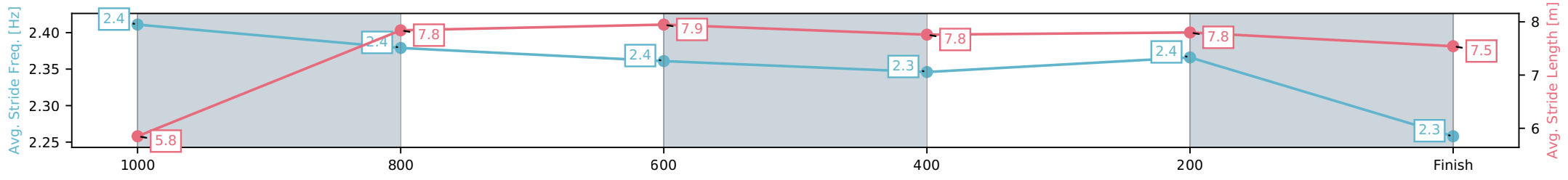
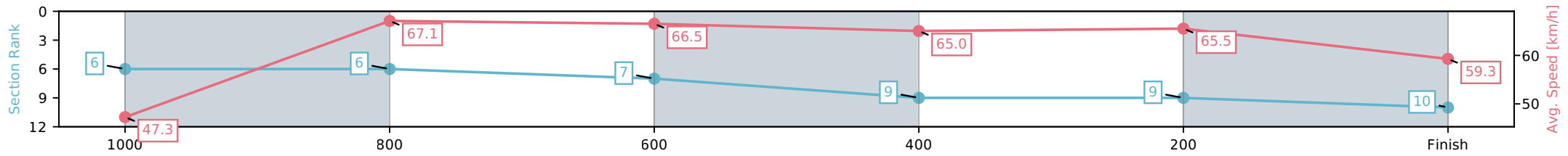
Doomben QLD --Professional-2026-04-11
 Race 7: CRICKS HIGHWAY BENCHMARK 80 Handicap - 1110m



11 April 2026 - 4:07PM

Track Rating: Good 4, Weather: Fine, Rail Position: +2.5m Entire Circuit

Section	L1110	L1000	L800	L600	L400	L200
Section Times	1:04.59 (0:08.56)	0:56.03 [6] (0:10.72)	0:45.30 [7] (0:10.91)	0:34.40 [9] (0:11.18)	0:23.21 [9] (0:11.02)	0:12.19 [10] (0:12.19)
Average Speed [km/h]	47.3	67.1	66.5	65.0	65.5	59.3
Top Speed [km/h]	64.1	68.2	68.4	65.7	66.6	64.2
Avg. Dist. to Rail [m]	3.2	0.6	1.3	1.6	0.9	2.0
Avg. Stride Freq. [Hz]	2.4	2.4	2.4	2.3	2.4	2.3
Avg. Stride Length [m]	5.8	7.8	7.9	7.8	7.8	7.5



[] Ranking at each section and finish
 -:-:- No data available at this section
 NA No data available



Doomben QLD

Race 8: LADBROKES HOSTED POTS OPEN Handicap - 1350m

11 April 2026 - 4:44PM



BRISBANE
RACING CLUB

Track Rating: Good 4, Weather: Fine, Rail Position: +2.5m Entire Circuit

Field Times
(Race Tempo) 1:19.68 1:08.96 0:57.95 0:46.38 0:34.52 0:23.09 0:11.90
(0:10.72) (0:11.01) (0:11.57) (0:11.86) (0:11.43) (0:11.20) (0:11.90)

Rank	TAB#	Horse	Overall Time	First 400m	Top Speed km/h (Section)	L1350	L1200	L1000	L800	L600	L400	L200
	(BAR#)	Jockey	Margin (DT-W)	Last 600m	Fastest Section (Time)	Start - 1200	1200 - 1000	1000 - 800	800 - 600	600 - 400	400 - 200	200 - Finish
1	1	Miss Joelene	1:19.68	0:25.43	67.3 (400-200)	1:19.68	1:08.43 [8]	0:57.04 [11]	0:45.54 [11]	0:33.68 [11]	0:22.19 [11]	0:11.25 [11]
	(9)	Rob Thorburn		0:33.68	400-200 (0:10.94)	(0:11.25)	(0:11.39)	(0:11.51)	(0:11.85)	(0:11.49)	(0:10.94)	(0:11.25)
2	2	Cote Atlantique	1:19.75	0:26.02	68.1 (400-200)	1:19.75	1:08.07 [15]	0:56.52 [15]	0:45.08 [15]	0:33.32 [14]	0:22.14 [14]	0:11.31 [12]
	(13)	Corey Sutherland	0.4L (+3)	0:33.32	400-200 (0:10.83)	(0:11.68)	(0:11.55)	(0:11.45)	(0:11.76)	(0:11.18)	(0:10.83)	(0:11.31)
3	6	Rising Pacific	1:19.80	0:24.89	65.8 (1200-1000)	1:19.80	1:08.77 [4]	0:57.71 [5]	0:46.21 [4]	0:34.33 [4]	0:22.86 [4]	0:11.66 [5]
	(3)	Andrew Mallyon	0.7L (+1)	0:34.34	1200-1000 (0:11.06)	(0:11.03)	(0:11.06)	(0:11.50)	(0:11.88)	(0:11.48)	(0:11.20)	(0:11.66)
4	12	The Drover	1:19.80	0:24.83	66.6 (1200-1000)	1:19.80	1:08.76 [5]	0:57.74 [4]	0:46.18 [5]	0:34.25 [5]	0:22.85 [5]	0:11.76 [4]
	(4)	Ron Stewart	0.7L (-3)	0:34.26	1200-1000 (0:11.02)	(0:11.04)	(0:11.02)	(0:11.56)	(0:11.93)	(0:11.40)	(0:11.10)	(0:11.76)
5	9	Castillian	1:19.87	0:24.70	66.7 (1200-1000)	1:19.87	1:08.92 [3]	0:57.97 [3]	0:46.41 [3]	0:34.55 [3]	0:23.10 [2]	0:12.02 [2]
	(15)	Angela Jones	1.1L (+0)	0:34.56	1200-1000 (0:10.95)	(0:10.95)	(0:10.95)	(0:11.56)	(0:11.85)	(0:11.45)	(0:11.09)	(0:12.02)
6	8	Exotique Miss	1:19.87	0:24.47	66.8 (1200-1000)	1:19.87	1:09.15 [1]	0:58.14 [1]	0:46.57 [1]	0:34.71 [1]	0:23.28 [1]	0:12.09 [1]
	(10)	Olivia Webb	1.1L (+6)	0:34.71	1200-1000 (0:11.00)	(0:10.72)	(0:11.00)	(0:11.57)	(0:11.86)	(0:11.42)	(0:11.20)	(0:12.09)
7	15	Margot's Deel	1:19.88	0:25.73	67.7 (400-200)	1:19.88	1:08.29 [13]	0:56.94 [12]	0:45.46 [13]	0:33.71 [12]	0:22.38 [12]	0:11.51 [9]
	(14)	Cejay Graham	1.2L (+2)	0:33.70	400-200 (0:10.86)	(0:11.59)	(0:11.35)	(0:11.49)	(0:11.75)	(0:11.33)	(0:10.86)	(0:11.51)
8	3	Tenzing	1:20.04	0:25.23	65.9 (400-200)	1:20.04	1:08.81 [7]	0:57.61 [9]	0:46.15 [8]	0:34.33 [7]	0:22.98 [7]	0:11.90 [6]
	(1)	Damien Thornton	2.1L (+2)	0:34.33	400-200 (0:11.08)	(0:11.23)	(0:11.20)	(0:11.46)	(0:11.82)	(0:11.35)	(0:11.08)	(0:11.90)
9	14	Harbourmaster	1:20.11	0:24.59	67.1 (1200-1000)	1:20.11	1:09.22 [2]	0:58.30 [2]	0:46.70 [2]	0:34.81 [2]	0:23.33 [3]	0:12.12 [3]
	(6)	Montana Philpot	2.5L (-1)	0:34.81	1200-1000 (0:10.92)	(0:10.89)	(0:10.92)	(0:11.59)	(0:11.89)	(0:11.48)	(0:11.21)	(0:12.12)
10	13	Geriatrix	1:20.24	0:25.10	66.5 (1200-1000)	1:20.24	1:08.95 [10]	0:57.90 [8]	0:46.36 [7]	0:34.47 [8]	0:23.12 [8]	0:11.94 [8]
	(7)	Daniel Moor	3.3L (+0)	0:34.48	1200-1000 (0:11.05)	(0:11.29)	(0:11.05)	(0:11.54)	(0:11.89)	(0:11.36)	(0:11.18)	(0:11.94)

Report Created: Sat 11 April 2026

(Note: Races are conducted over an approximate distance as close as possible to the advertised distance, and recorded data may vary accordingly. Official times refer to race times only and do not include handicap times.)

[] Position in running at each section and finish TAB# Saddle cloth number

-:--:-- No data available at this section

NA No data available

DNT Did not track

BAR# Barrier/Gate Position

DNF Did not finish

DT-W Distance travelled compared to winner in metres

Fastest split

Fastest section

Horse/Jockey Name	Miss Joelene/Rob Thorburn
Finish Rank	1
Fastest Section Time (Section)	0:10.94 (400-200)
Top Speed [km/h] (Section)	67.3 (400-200)
Race State	Finished



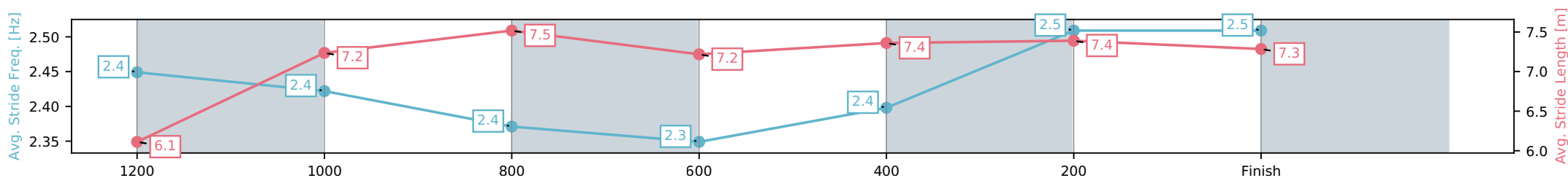
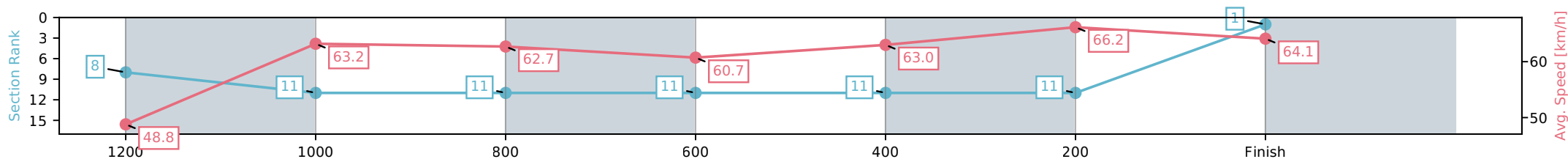
Doomben QLD --Professional-2026-04-11
 Race 8: LADBROKES HOSTED POTS OPEN Handicap - 1350m



11 April 2026 - 4:44PM

Track Rating: Good 4, Weather: Fine, Rail Position: +2.5m Entire Circuit

Section	L1350	L1200	L1000	L800	L600	L400	L200
Section Times	1:19.68 (0:11.25)	1:08.43 [11] (0:11.39)	0:57.04 [11] (0:11.51)	0:45.54 [11] (0:11.85)	0:33.68 [11] (0:11.49)	0:22.19 [11] (0:10.94)	0:11.25 [1] (0:11.25)
Average Speed [km/h]	48.8	63.2	62.7	60.7	63.0	66.2	64.1
Top Speed [km/h]	61.6	64.6	64.9	61.8	65.1	67.3	67.0
Avg. Dist. to Rail [m]	7.6	1.4	0.9	0.1	0.9	4.4	7.2
Avg. Stride Freq. [Hz]	2.4	2.4	2.4	2.3	2.4	2.5	2.5
Avg. Stride Length [m]	6.1	7.2	7.5	7.2	7.4	7.4	7.3



- [] Ranking at each section and finish
- :-:- No data available at this section
- NA No data available

Horse/Jockey Name	Cote Atlantique/Corey Sutherland
Finish Rank	2
Fastest Section Time (Section)	0:10.83 (400-200)
Top Speed [km/h] (Section)	68.1 (400-200)
Race State	Finished



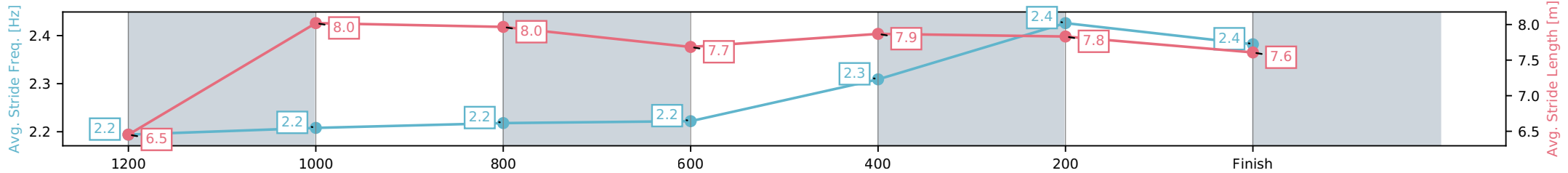
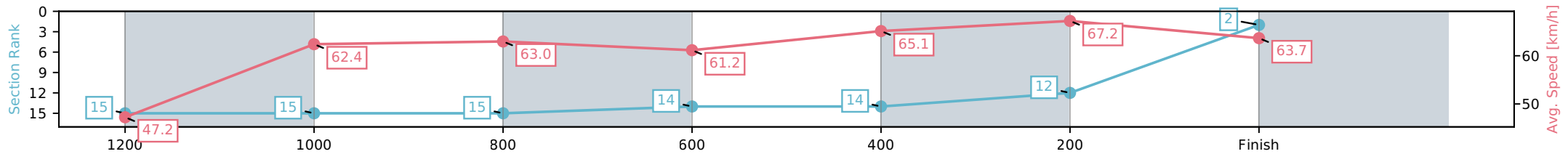
Doomben QLD --Professional-2026-04-11
 Race 8: LADBROKES HOSTED POTS OPEN Handicap - 1350m



11 April 2026 - 4:44PM

Track Rating: Good 4, Weather: Fine, Rail Position: +2.5m Entire Circuit

Section	L1350	L1200	L1000	L800	L600	L400	L200
Section Times	1:19.75 (0:11.68)	1:08.07 [15] (0:11.55)	0:56.52 [15] (0:11.45)	0:45.08 [14] (0:11.76)	0:33.32 [14] (0:11.18)	0:22.14 [12] (0:10.83)	0:11.31 [2] (0:11.31)
Average Speed [km/h]	47.2	62.4	63.0	61.2	65.1	67.2	63.7
Top Speed [km/h]	63.7	63.5	65.1	63.7	66.3	68.1	66.6
Avg. Dist. to Rail [m]	8.3	1.4	0.4	0.3	2.1	7.6	11.2
Avg. Stride Freq. [Hz]	2.2	2.2	2.2	2.2	2.3	2.4	2.4
Avg. Stride Length [m]	6.5	8.0	8.0	7.7	7.9	7.8	7.6



- [] Ranking at each section and finish
- :-:- No data available at this section
- NA No data available

Horse/Jockey Name	Rising Pacific/Andrew Mallyon
Finish Rank	3
Fastest Section Time (Section)	0:11.06 (1200-1000)
Top Speed [km/h] (Section)	65.8 (1200-1000)
Race State	Finished



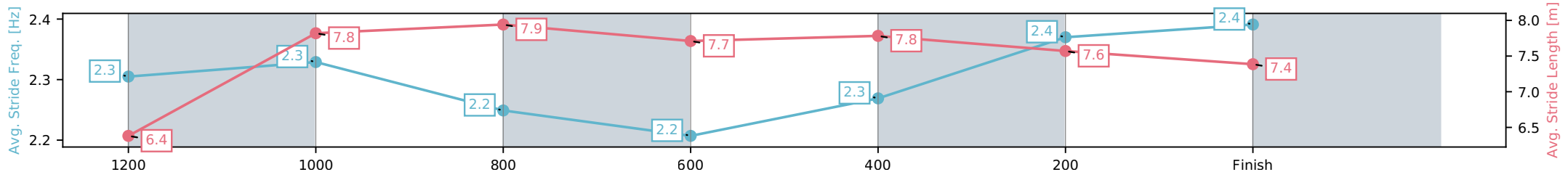
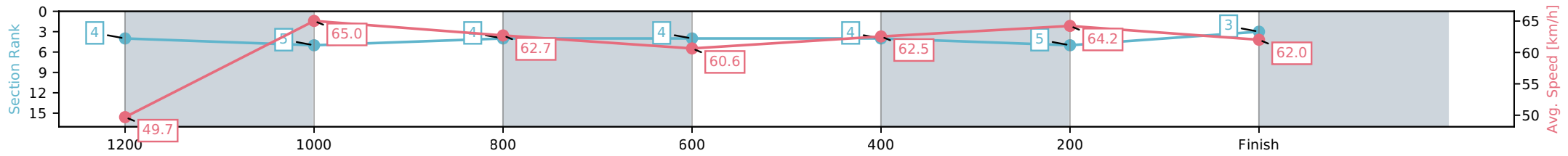
Doomben QLD --Professional-2026-04-11
 Race 8: LADBROKES HOSTED POTS OPEN Handicap - 1350m



11 April 2026 - 4:44PM

Track Rating: Good 4, Weather: Fine, Rail Position: +2.5m Entire Circuit

Section	L1350	L1200	L1000	L800	L600	L400	L200
Section Times	1:19.80 (0:11.03)	1:08.77 [5] (0:11.06)	0:57.71 [4] (0:11.50)	0:46.21 [4] (0:11.88)	0:34.33 [4] (0:11.48)	0:22.86 [5] (0:11.20)	0:11.66 [3] (0:11.66)
Average Speed [km/h]	49.7	65.0	62.7	60.6	62.5	64.2	62.0
Top Speed [km/h]	64.1	65.8	64.7	61.3	63.5	65.5	64.2
Avg. Dist. to Rail [m]	3.8	0.8	0.5	0.3	0.5	0.7	0.7
Avg. Stride Freq. [Hz]	2.3	2.3	2.2	2.2	2.3	2.4	2.4
Avg. Stride Length [m]	6.4	7.8	7.9	7.7	7.8	7.6	7.4



[] Ranking at each section and finish
 -:-:- No data available at this section
 NA No data available

Horse/Jockey Name	The Drover/Ron Stewart
Finish Rank	4
Fastest Section Time (Section)	0:11.02 (1200-1000)
Top Speed [km/h] (Section)	66.6 (1200-1000)
Race State	Finished



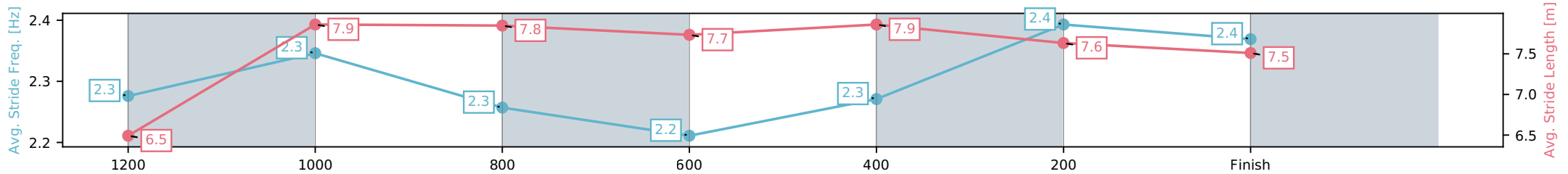
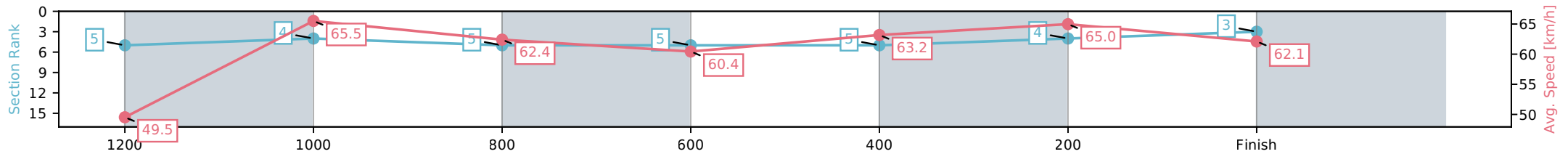
Doomben QLD --Professional-2026-04-11
 Race 8: LADBROKES HOSTED POTS OPEN Handicap - 1350m



11 April 2026 - 4:44PM

Track Rating: Good 4, Weather: Fine, Rail Position: +2.5m Entire Circuit

Section	L1350	L1200	L1000	L800	L600	L400	L200
Section Times	1:19.80 (0:11.04)	1:08.76 [4] (0:11.02)	0:57.74 [5] (0:11.56)	0:46.18 [5] (0:11.93)	0:34.25 [5] (0:11.40)	0:22.85 [4] (0:11.10)	0:11.76 [3] (0:11.76)
Average Speed [km/h]	49.5	65.5	62.4	60.4	63.2	65.0	62.1
Top Speed [km/h]	63.1	66.6	64.8	61.2	63.8	66.2	64.4
Avg. Dist. to Rail [m]	4.7	1.6	1.2	0.1	0.3	2.6	5.2
Avg. Stride Freq. [Hz]	2.3	2.3	2.3	2.2	2.3	2.4	2.4
Avg. Stride Length [m]	6.5	7.9	7.8	7.7	7.9	7.6	7.5



- [] Ranking at each section and finish
- :-:- No data available at this section
- NA No data available

Horse/Jockey Name	Castillian/Angela Jones
Finish Rank	5
Fastest Section Time (Section)	0:10.95 (1200-1000)
Top Speed [km/h] (Section)	66.7 (1200-1000)
Race State	Finished



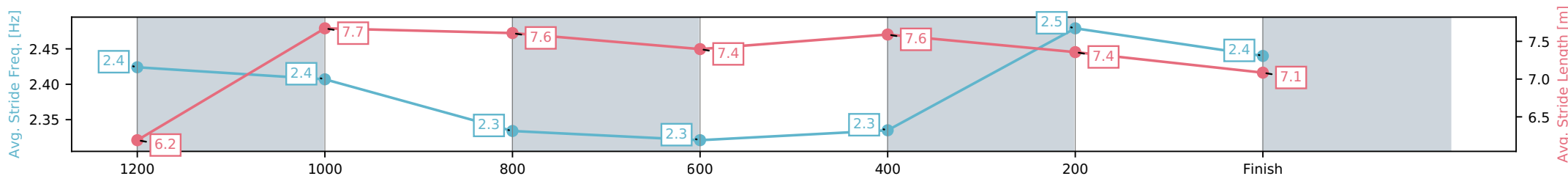
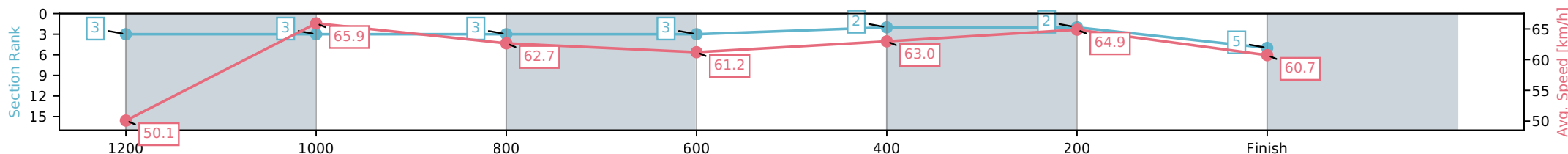
Doomben QLD --Professional-2026-04-11
 Race 8: LADBROKES HOSTED POTS OPEN Handicap - 1350m



11 April 2026 - 4:44PM

Track Rating: Good 4, Weather: Fine, Rail Position: +2.5m Entire Circuit

Section	L1350	L1200	L1000	L800	L600	L400	L200
Section Times	1:19.87 (0:10.95)	1:08.92 [3] (0:10.95)	0:57.97 [3] (0:11.56)	0:46.41 [3] (0:11.85)	0:34.55 [2] (0:11.45)	0:23.10 [2] (0:11.09)	0:12.02 [5] (0:12.02)
Average Speed [km/h]	50.1	65.9	62.7	61.2	63.0	64.9	60.7
Top Speed [km/h]	64.1	66.7	64.3	62.1	63.5	65.8	63.3
Avg. Dist. to Rail [m]	12.9	3.6	2.7	1.5	0.4	0.4	1.9
Avg. Stride Freq. [Hz]	2.4	2.4	2.3	2.3	2.3	2.5	2.4
Avg. Stride Length [m]	6.2	7.7	7.6	7.4	7.6	7.4	7.1



- [] Ranking at each section and finish
- :-:- No data available at this section
- NA No data available

Horse/Jockey Name	Exotique Miss/Olivia Webb
Finish Rank	6
Fastest Section Time (Section)	0:11.00 (1200-1000)
Top Speed [km/h] (Section)	66.8 (1200-1000)
Race State	Finished



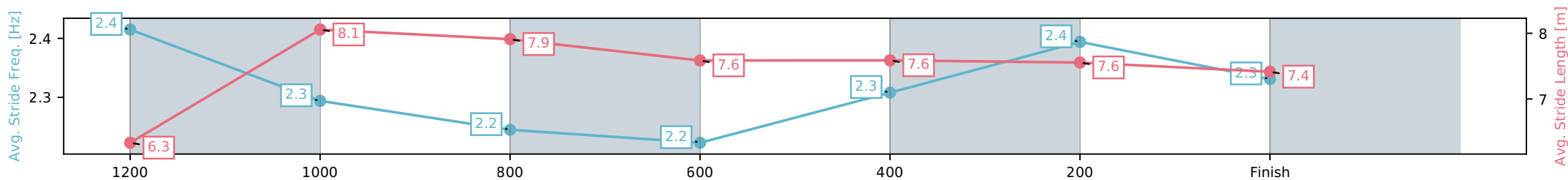
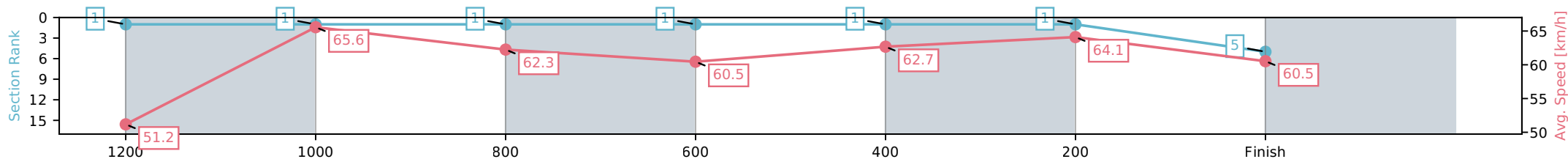
Doomben QLD --Professional-2026-04-11
 Race 8: LADBROKES HOSTED POTS OPEN Handicap - 1350m



11 April 2026 - 4:44PM

Track Rating: Good 4, Weather: Fine, Rail Position: +2.5m Entire Circuit

Section	L1350	L1200	L1000	L800	L600	L400	L200
Section Times	1:19.87 (0:10.72)	1:09.15 [1] (0:11.00)	0:58.14 [1] (0:11.57)	0:46.57 [1] (0:11.86)	0:34.71 [1] (0:11.42)	0:23.28 [1] (0:11.20)	0:12.09 [5] (0:12.09)
Average Speed [km/h]	51.2	65.6	62.3	60.5	62.7	64.1	60.5
Top Speed [km/h]	65.7	66.8	65.3	61.9	63.5	64.9	63.2
Avg. Dist. to Rail [m]	8.6	0.8	0.4	0.3	1.1	1.5	0.9
Avg. Stride Freq. [Hz]	2.4	2.3	2.2	2.2	2.3	2.4	2.3
Avg. Stride Length [m]	6.3	8.1	7.9	7.6	7.6	7.6	7.4



[] Ranking at each section and finish
 -:-:- No data available at this section
 NA No data available

Horse/Jockey Name	Margot's Deel/Cejay Graham
Finish Rank	7
Fastest Section Time (Section)	0:10.86 (400-200)
Top Speed [km/h] (Section)	67.7 (400-200)
Race State	Finished



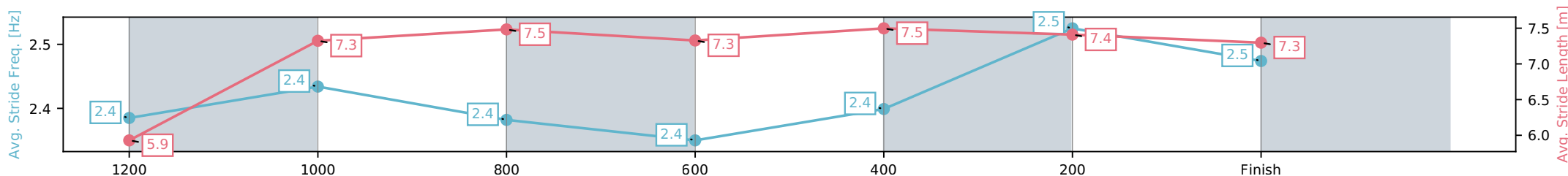
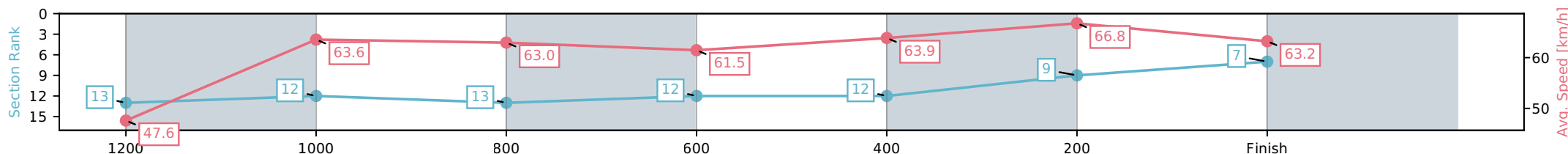
Doomben QLD --Professional-2026-04-11
 Race 8: LADBROKES HOSTED POTS OPEN Handicap - 1350m



11 April 2026 - 4:44PM

Track Rating: Good 4, Weather: Fine, Rail Position: +2.5m Entire Circuit

Section	L1350	L1200	L1000	L800	L600	L400	L200
Section Times	1:19.88 (0:11.59)	1:08.29 [12] (0:11.35)	0:56.94 [13] (0:11.49)	0:45.46 [12] (0:11.75)	0:33.71 [12] (0:11.33)	0:22.38 [9] (0:10.86)	0:11.51 [7] (0:11.51)
Average Speed [km/h]	47.6	63.6	63.0	61.5	63.9	66.8	63.2
Top Speed [km/h]	63.1	64.7	64.5	64.4	64.7	67.7	66.6
Avg. Dist. to Rail [m]	12.9	2.6	1.9	0.6	0.9	5.3	8.0
Avg. Stride Freq. [Hz]	2.4	2.4	2.4	2.4	2.4	2.5	2.5
Avg. Stride Length [m]	5.9	7.3	7.5	7.3	7.5	7.4	7.3



- [] Ranking at each section and finish
- :-:- No data available at this section
- NA No data available

Horse/Jockey Name	Tenzing/Damien Thornton
Finish Rank	8
Fastest Section Time (Section)	0:11.08 (400-200)
Top Speed [km/h] (Section)	65.9 (400-200)
Race State	Finished



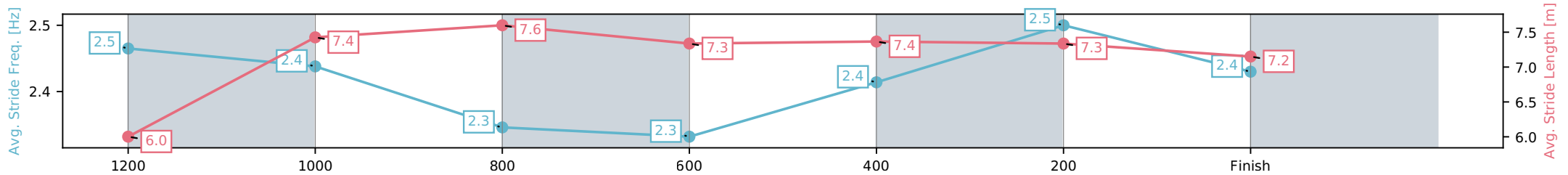
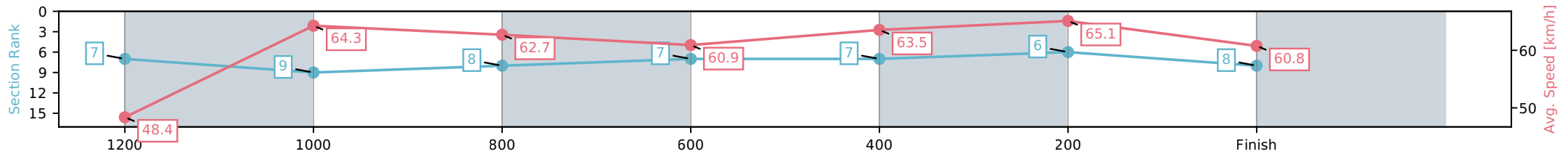
Doomben QLD --Professional-2026-04-11
 Race 8: LADBROKES HOSTED POTS OPEN Handicap - 1350m



11 April 2026 - 4:44PM

Track Rating: Good 4, Weather: Fine, Rail Position: +2.5m Entire Circuit

Section	L1350	L1200	L1000	L800	L600	L400	L200
Section Times	1:20.04 (0:11.23)	1:08.81 [9] (0:11.20)	0:57.61 [8] (0:11.46)	0:46.15 [7] (0:11.82)	0:34.33 [7] (0:11.35)	0:22.98 [6] (0:11.08)	0:11.90 [8] (0:11.90)
Average Speed [km/h]	48.4	64.3	62.7	60.9	63.5	65.1	60.8
Top Speed [km/h]	64.5	65.3	64.6	61.7	64.9	65.9	64.2
Avg. Dist. to Rail [m]	0.8	0.9	0.4	0.4	0.5	1.5	3.1
Avg. Stride Freq. [Hz]	2.5	2.4	2.3	2.3	2.4	2.5	2.4
Avg. Stride Length [m]	6.0	7.4	7.6	7.3	7.4	7.3	7.2



- [] Ranking at each section and finish
- :-:- No data available at this section
- NA No data available

Horse/Jockey Name	Harbourmaster/Montana Philpot
Finish Rank	9
Fastest Section Time (Section)	0:10.92 (1200-1000)
Top Speed [km/h] (Section)	67.1 (1200-1000)
Race State	Finished



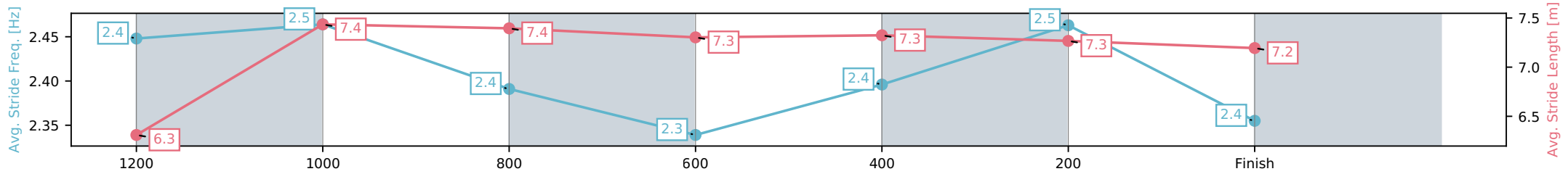
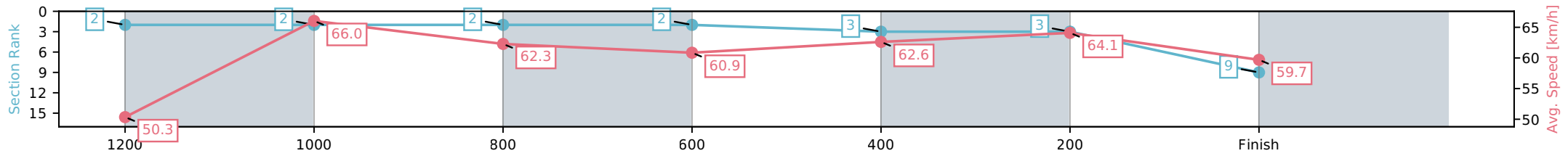
Doomben QLD --Professional-2026-04-11
 Race 8: LADBROKES HOSTED POTS OPEN Handicap - 1350m



11 April 2026 - 4:44PM

Track Rating: Good 4, Weather: Fine, Rail Position: +2.5m Entire Circuit

Section	L1350	L1200	L1000	L800	L600	L400	L200
Section Times	1:20.11 (0:10.89)	1:09.22 [2] (0:10.92)	0:58.30 [2] (0:11.59)	0:46.70 [2] (0:11.89)	0:34.81 [3] (0:11.48)	0:23.33 [3] (0:11.21)	0:12.12 [9] (0:12.12)
Average Speed [km/h]	50.3	66.0	62.3	60.9	62.6	64.1	59.7
Top Speed [km/h]	62.6	67.1	65.4	62.5	63.1	65.7	63.1
Avg. Dist. to Rail [m]	6.5	2.7	1.6	0.7	0.4	0.5	1.4
Avg. Stride Freq. [Hz]	2.4	2.5	2.4	2.3	2.4	2.5	2.4
Avg. Stride Length [m]	6.3	7.4	7.4	7.3	7.3	7.3	7.2



[] Ranking at each section and finish
 -:-:- No data available at this section
 NA No data available

Horse/Jockey Name	Geratrix/Daniel Moor
Finish Rank	10
Fastest Section Time (Section)	0:11.05 (1200-1000)
Top Speed [km/h] (Section)	66.5 (1200-1000)
Race State	Finished



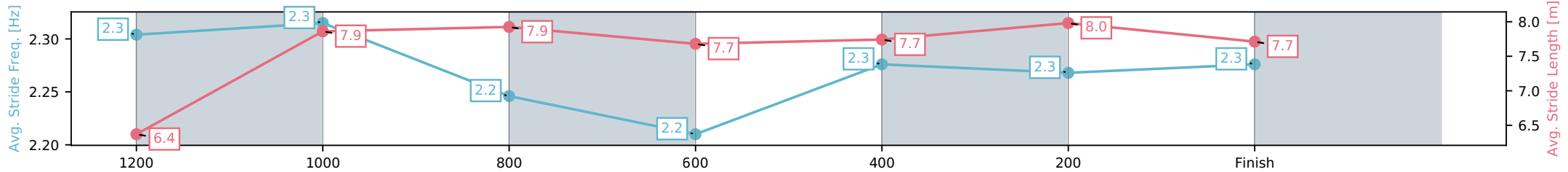
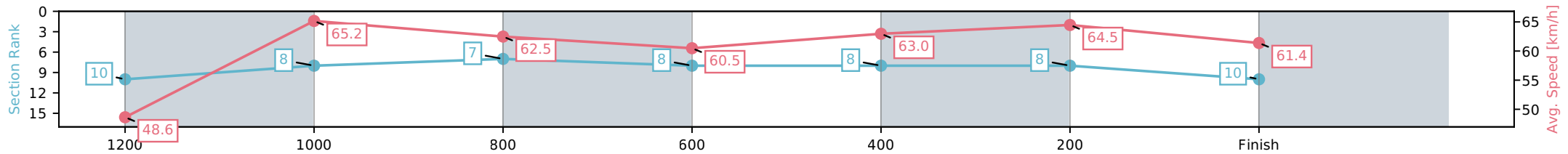
Doomben QLD --Professional-2026-04-11
 Race 8: LADBROKES HOSTED POTS OPEN Handicap - 1350m



11 April 2026 - 4:44PM

Track Rating: Good 4, Weather: Fine, Rail Position: +2.5m Entire Circuit

Section	L1350	L1200	L1000	L800	L600	L400	L200
Section Times	1:20.24 (0:11.29)	1:08.95 [8] (0:11.05)	0:57.90 [7] (0:11.54)	0:46.36 [8] (0:11.89)	0:34.47 [8] (0:11.36)	0:23.12 [8] (0:11.18)	0:11.94 [10] (0:11.94)
Average Speed [km/h]	48.6	65.2	62.5	60.5	63.0	64.5	61.4
Top Speed [km/h]	61.3	66.5	65.4	61.9	64.1	65.5	64.4
Avg. Dist. to Rail [m]	6.7	1.0	0.9	0.4	0.9	1.3	3.1
Avg. Stride Freq. [Hz]	2.3	2.3	2.2	2.2	2.3	2.3	2.3
Avg. Stride Length [m]	6.4	7.9	7.9	7.7	7.7	8.0	7.7



- [] Ranking at each section and finish
- :-:- No data available at this section
- NA No data available

Horse/Jockey Name	Don't Stop/Jake Bayliss
Finish Rank	11
Fastest Section Time (Section)	0:11.04 (400-200)
Top Speed [km/h] (Section)	65.6 (400-200)
Race State	Finished



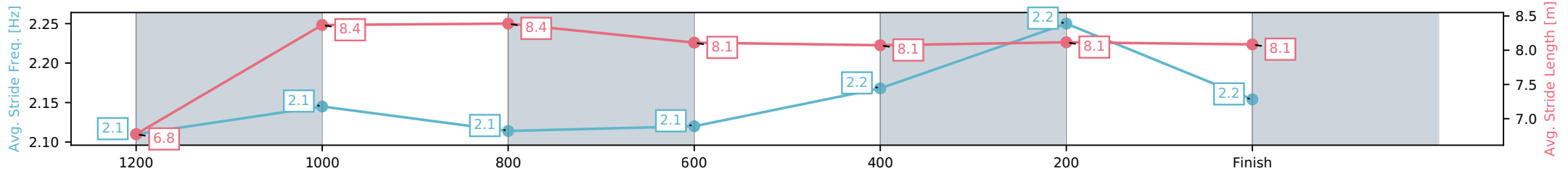
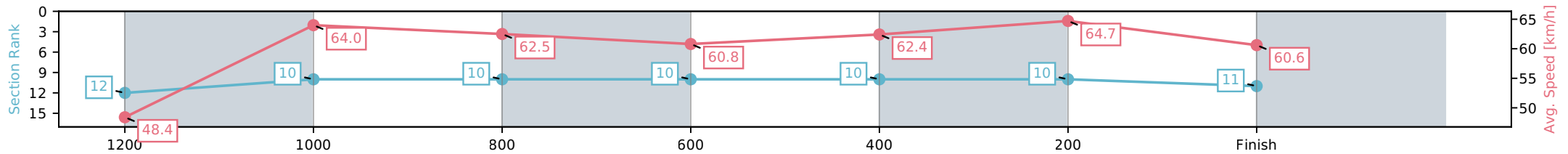
Doomben QLD --Professional-2026-04-11
 Race 8: LADBROKES HOSTED POTS OPEN Handicap - 1350m



11 April 2026 - 4:44PM

Track Rating: Good 4, Weather: Fine, Rail Position: +2.5m Entire Circuit

Section	L1350	L1200	L1000	L800	L600	L400	L200
Section Times	1:20.36 (0:11.34)	1:09.02 [10] (0:11.26)	0:57.76 [10] (0:11.53)	0:46.24 [10] (0:11.84)	0:34.40 [10] (0:11.40)	0:23.00 [10] (0:11.04)	0:11.95 [11] (0:11.95)
Average Speed [km/h]	48.4	64.0	62.5	60.8	62.4	64.7	60.6
Top Speed [km/h]	62.9	64.5	64.3	61.4	64.5	65.6	63.5
Avg. Dist. to Rail [m]	2.5	0.6	0.6	0.2	2.0	2.7	0.5
Avg. Stride Freq. [Hz]	2.1	2.1	2.1	2.1	2.2	2.2	2.2
Avg. Stride Length [m]	6.8	8.4	8.4	8.1	8.1	8.1	8.1



- [] Ranking at each section and finish
- :-:- No data available at this section
- NA No data available

Horse/Jockey Name	Mahagoni/Fiona Sandkuhl
Finish Rank	12
Fastest Section Time (Section)	0:11.00 (1200-1000)
Top Speed [km/h] (Section)	68.9 (1200-1000)
Race State	Finished



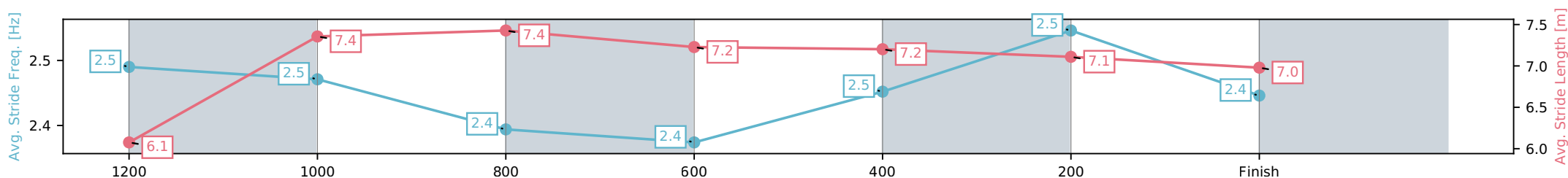
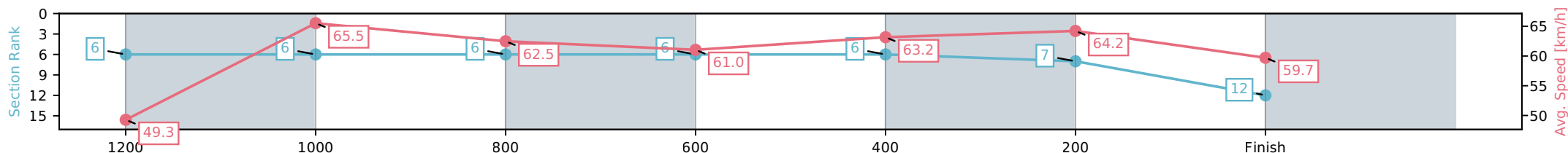
Doomben QLD --Professional-2026-04-11
 Race 8: LADBROKES HOSTED POTS OPEN Handicap - 1350m



11 April 2026 - 4:44PM

Track Rating: Good 4, Weather: Fine, Rail Position: +2.5m Entire Circuit

Section	L1350	L1200	L1000	L800	L600	L400	L200
Section Times	1:20.48 (0:11.12)	1:09.36 [6] (0:11.00)	0:58.36 [6] (0:11.57)	0:46.79 [6] (0:11.89)	0:34.90 [6] (0:11.44)	0:23.46 [7] (0:11.27)	0:12.19 [12] (0:12.19)
Average Speed [km/h]	49.3	65.5	62.5	61.0	63.2	64.2	59.7
Top Speed [km/h]	61.1	68.9	64.5	61.5	64.0	65.0	62.7
Avg. Dist. to Rail [m]	5.7	2.5	2.3	1.4	1.0	2.9	5.4
Avg. Stride Freq. [Hz]	2.5	2.5	2.4	2.4	2.5	2.5	2.4
Avg. Stride Length [m]	6.1	7.4	7.4	7.2	7.2	7.1	7.0



- [] Ranking at each section and finish
- :-:- No data available at this section
- NA No data available

Horse/Jockey Name	Walsh Bay/Martin Harley
Finish Rank	13
Fastest Section Time (Section)	0:11.07 (400-200)
Top Speed [km/h] (Section)	66.5 (400-200)
Race State	Finished



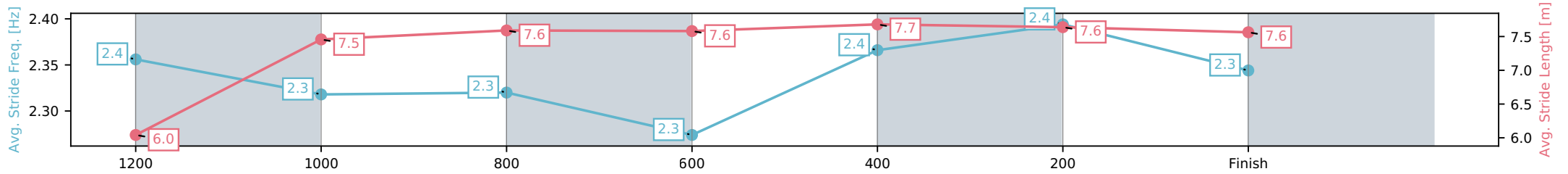
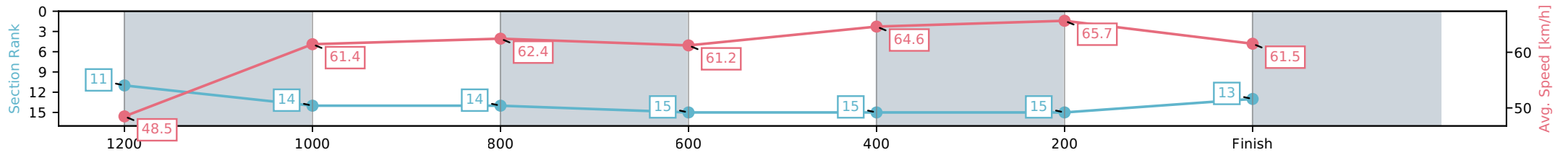
Doomben QLD --Professional-2026-04-11
 Race 8: LADBROKES HOSTED POTS OPEN Handicap - 1350m



11 April 2026 - 4:44PM

Track Rating: Good 4, Weather: Fine, Rail Position: +2.5m Entire Circuit

Section	L1350	L1200	L1000	L800	L600	L400	L200
Section Times	1:20.63 (0:11.29)	1:09.34 [14] (0:11.72)	0:57.62 [14] (0:11.58)	0:46.04 [15] (0:11.85)	0:34.19 [15] (0:11.35)	0:22.84 [15] (0:11.07)	0:11.77 [13] (0:11.77)
Average Speed [km/h]	48.5	61.4	62.4	61.2	64.6	65.7	61.5
Top Speed [km/h]	60.3	62.0	64.1	63.7	65.4	66.5	65.9
Avg. Dist. to Rail [m]	10.5	3.3	2.1	1.4	3.0	5.8	8.3
Avg. Stride Freq. [Hz]	2.4	2.3	2.3	2.3	2.4	2.4	2.3
Avg. Stride Length [m]	6.0	7.5	7.6	7.6	7.7	7.6	7.6



[] Ranking at each section and finish
 -:-:- No data available at this section
 NA No data available

Horse/Jockey Name	Lucky Girl/Ryan Maloney
Finish Rank	14
Fastest Section Time (Section)	0:11.04 (400-200)
Top Speed [km/h] (Section)	65.8 (400-200)
Race State	Finished



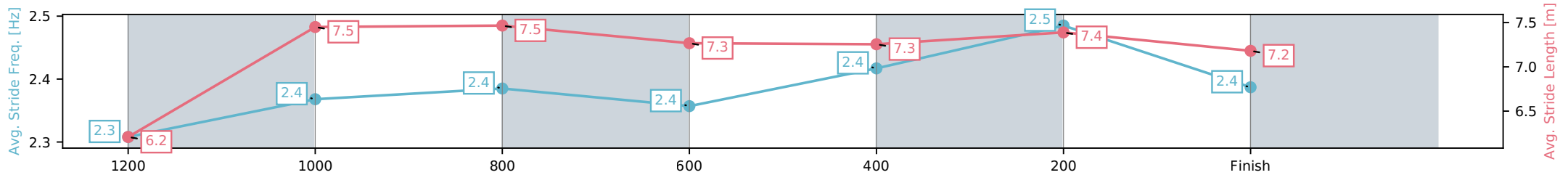
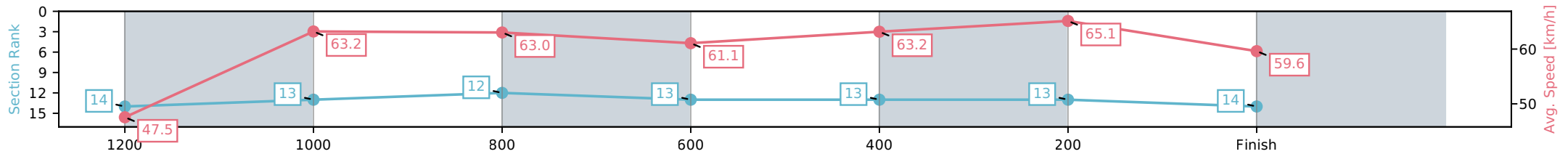
Doomben QLD --Professional-2026-04-11
 Race 8: LADBROKES HOSTED POTS OPEN Handicap - 1350m



11 April 2026 - 4:44PM

Track Rating: Good 4, Weather: Fine, Rail Position: +2.5m Entire Circuit

Section	L1350	L1200	L1000	L800	L600	L400	L200
Section Times	1:20.81 (0:11.60)	1:09.21 [13] (0:11.38)	0:57.83 [12] (0:11.43)	0:46.40 [13] (0:11.79)	0:34.61 [13] (0:11.37)	0:23.24 [13] (0:11.04)	0:12.19 [14] (0:12.19)
Average Speed [km/h]	47.5	63.2	63.0	61.1	63.2	65.1	59.6
Top Speed [km/h]	62.4	65.0	65.6	62.1	65.1	65.8	63.6
Avg. Dist. to Rail [m]	6.3	0.2	0.3	0.2	0.4	1.0	2.7
Avg. Stride Freq. [Hz]	2.3	2.4	2.4	2.4	2.4	2.5	2.4
Avg. Stride Length [m]	6.2	7.5	7.5	7.3	7.3	7.4	7.2



- [] Ranking at each section and finish
- :-:- No data available at this section
- NA No data available

Horse/Jockey Name	Kronenbourg/Emily Lang
Finish Rank	15
Fastest Section Time (Section)	0:10.93 (1200-1000)
Top Speed [km/h] (Section)	67.4 (1200-1000)
Race State	Finished



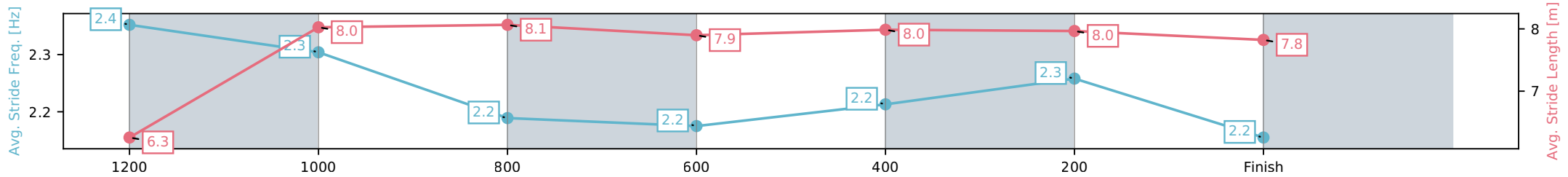
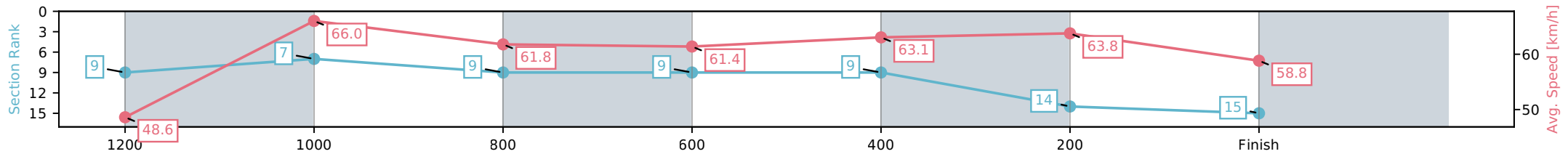
Doomben QLD --Professional-2026-04-11
 Race 8: LADBROKES HOSTED POTS OPEN Handicap - 1350m



11 April 2026 - 4:44PM

Track Rating: Good 4, Weather: Fine, Rail Position: +2.5m Entire Circuit

Section	L1350	L1200	L1000	L800	L600	L400	L200
Section Times	1:21.05 (0:11.27)	1:09.78 [7] (0:10.93)	0:58.85 [9] (0:11.75)	0:47.10 [9] (0:11.84)	0:35.26 [9] (0:11.49)	0:23.77 [14] (0:11.35)	0:12.42 [15] (0:12.42)
Average Speed [km/h]	48.6	66.0	61.8	61.4	63.1	63.8	58.8
Top Speed [km/h]	63.3	67.4	65.0	62.1	63.8	64.9	60.9
Avg. Dist. to Rail [m]	12.3	5.5	3.1	1.9	1.3	4.0	6.0
Avg. Stride Freq. [Hz]	2.4	2.3	2.2	2.2	2.2	2.3	2.2
Avg. Stride Length [m]	6.3	8.0	8.1	7.9	8.0	8.0	7.8



- [] Ranking at each section and finish
- :-:- No data available at this section
- NA No data available