



Toowoomba QLD Professional
Race 1: RACING NATION ON POWERFM QTIS Two-Year-Old Maiden
Plate - 1200m
11 April 2026 - 17:18



Track Rating: Good 4, Weather: Fine, Rail Position: +5m Entire Circuit

Section		Overall	1000m	800m	600m	400m	200m	Last 600m					
Field Times		1:14.52 (0:14.27)	1:00.25 (0:11.77)	0:48.48 (0:11.94)	0:36.54 (0:12.11)	0:24.43 (0:11.97)	0:12.46 (0:12.46)	0:36.54					
Rank	TAB Horse/Jockey	Barrier	Top Speed [km/h]	Fastest Section							Margin	Distance Travelled [m]	
1	7 PHERE THE WARREGO Bella Youngberry	1	66.3 Overall	0:11.77 1000m	1:14.52 [1] (0:14.27)	1:00.25 [1] (0:11.77)	0:48.48 [1] (0:11.94)	0:36.54 [1] (0:12.11)	0:24.43 [1] (0:11.97)	0:12.46 [1] (0:12.46)	1:14.52	0:36.54	
2	3 STEVENTOWN Damien Boche	2	65.6 Overall	0:11.77 1000m	1:14.72 [2] (0:14.67)	1:00.05 [2] (0:11.77)	0:48.28 [2] (0:11.80)	0:36.48 [3] (0:12.10)	0:24.38 [3] (0:12.09)	0:12.29 [3] (0:12.29)	1.19L	0:36.48	-2
3	6 MISS INFORMED Kelsey Lenton	4	65.3 Overall	0:11.62 1000m	1:15.09 [3] (0:14.82)	1:00.27 [3] (0:11.62)	0:48.65 [2] (0:11.73)	0:36.92 [2] (0:12.06)	0:24.86 [2] (0:12.11)	0:12.75 [2] (0:12.75)	3.32L	0:36.92	+0
4	1 CINCINNATI COBRA Hannah Richardson	5	66.5 1000m	0:11.69 1000m	1:15.60 [4] (0:15.14)	1:00.46 [6] (0:11.69)	0:48.77 [5] (0:11.77)	0:37.00 [6] (0:12.19)	0:24.81 [6] (0:12.14)	0:12.67 [6] (0:12.67)	6.38L	0:37.00	+3
5	2 POWER HIT Olivia Kendal	3	65.4 1000m	0:11.67 800m	1:15.92 [5] (0:15.07)	1:00.85 [5] (0:11.81)	0:49.04 [6] (0:11.67)	0:37.37 [5] (0:12.09)	0:25.28 [5] (0:12.10)	0:13.18 [4] (0:13.18)	8.25L	0:37.37	-2
6	4 TROY BOY Ashley Butler	6	65.6 Overall	0:11.74 800m	1:16.47 [6] (0:14.85)	1:01.62 [4] (0:11.78)	0:49.84 [4] (0:11.74)	0:38.10 [4] (0:12.16)	0:25.94 [4] (0:12.37)	0:13.57 [5] (0:13.57)	11.46L	0:38.10	+1

Scratched: Zou Zou Kapadokia (#5)

[] Ranking at each section and finish
 -:-:- No data available at this section
 NA No data available

SCN Saddle cloth number
 DNF Did not finish
 DNT Did not track



Horse/Jockey Name	Phere The Warrego
Final Rank	1
Fastest Section Time (Section)	0:11.77 (1000m)
Top Speed [km/h] (Section)	66.3 (Overall)
Race State	Finished



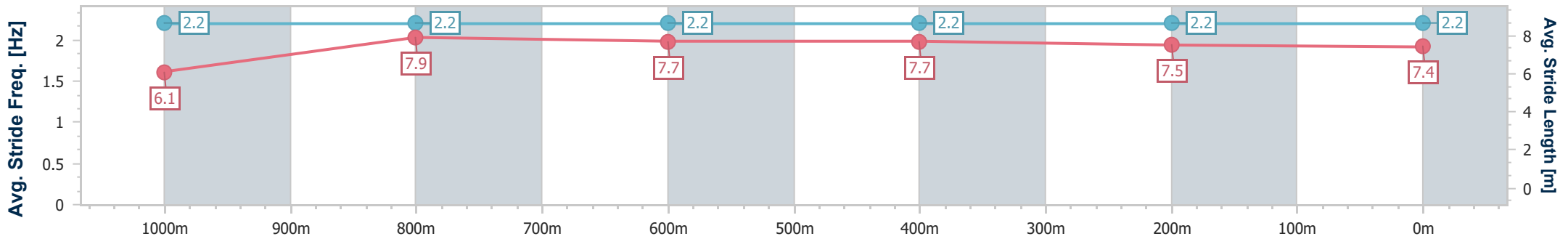
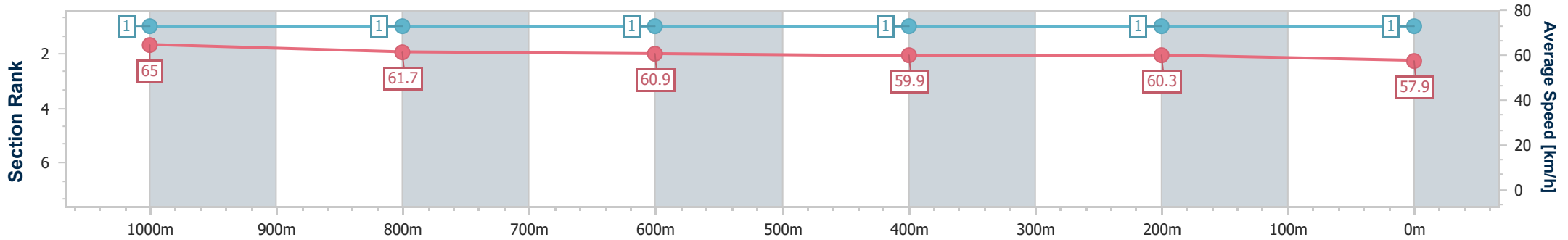
Toowoomba QLD Professional
 Race 1: RACING NATION ON POWERFM QTIS Two-Year-Old
 Maiden Plate - 1200m



11 April 2026 - 17:18

Track Rating: Good 4, Weather: Fine, Rail Position: +5m Entire Circuit

Section	Overall	1000m	800m	600m	400m	200m								
Section Times	1:14.52 [1] (0:14.27)	1:00.25 [1] (0:11.77)	0:48.48 [1] (0:11.94)	0:36.54 [1] (0:12.11)	0:24.43 [1] (0:11.97)	0:12.46 [1] (0:12.46)								
Average Speed [km/h]	65.0	61.7	60.9	59.9	60.3	57.9								
Top Speed [km/h]	66.3	63.9	61.1	60.5	60.7	59.9								
Avg. Dist. to Rail [m]	3.9	2.4	2.5	1.4	0.3	0.4								
Avg. Stride Freq. [Hz]	2.2	2.2	2.2	2.2	2.2	2.2								
Avg. Stride Length [m]	6.1	7.9	7.7	7.7	7.5	7.4								



- [] Ranking at each section and finish
- .-.- No data available at this section
- NA No data available



Horse/Jockey Name	Steventown
Final Rank	2
Fastest Section Time (Section)	0:11.77 (1000m)
Top Speed [km/h] (Section)	65.6 (Overall)
Race State	Finished



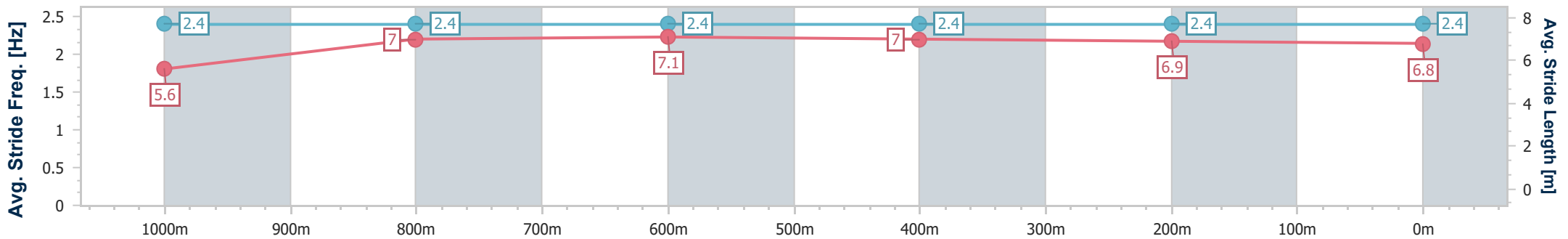
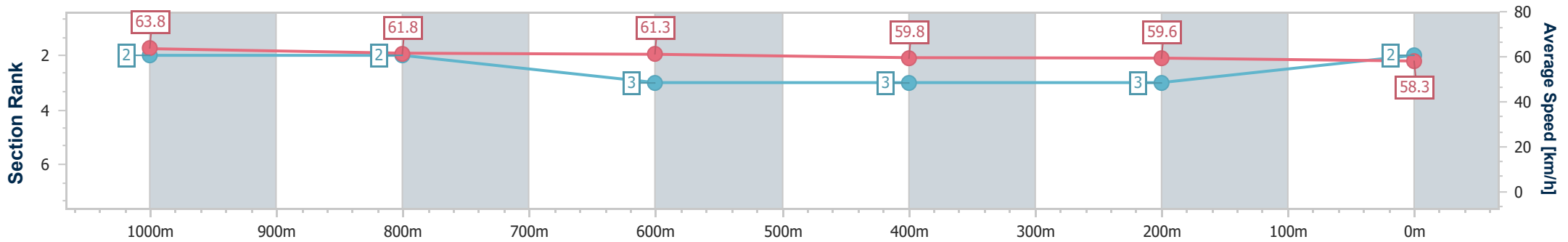
Toowoomba QLD Professional
 Race 1: RACING NATION ON POWERFM QTIS Two-Year-Old
 Maiden Plate - 1200m



11 April 2026 - 17:18

Track Rating: Good 4, Weather: Fine, Rail Position: +5m Entire Circuit

Section	Overall	1000m	800m	600m	400m	200m								
Section Times	1:14.72 [2] (0:14.67)	1:00.05 [2] (0:11.77)	0:48.28 [2] (0:11.80)	0:36.48 [3] (0:12.10)	0:24.38 [3] (0:12.09)	0:12.29 [3] (0:12.29)								
Average Speed [km/h]	63.8	61.8	61.3	59.8	59.6	58.3								
Top Speed [km/h]	65.6	65.2	62.6	60.3	60.4	59.9								
Avg. Dist. to Rail [m]	5.1	2.5	1.6	0.8	0.4	0.6								
Avg. Stride Freq. [Hz]	2.4	2.4	2.4	2.4	2.4	2.4								
Avg. Stride Length [m]	5.6	7.0	7.1	7.0	6.9	6.8								



- [] Ranking at each section and finish
- .-.- No data available at this section
- NA No data available



Horse/Jockey Name	Miss Informed
Final Rank	3
Fastest Section Time (Section)	0:11.62 (1000m)
Top Speed [km/h] (Section)	65.3 (Overall)
Race State	Finished



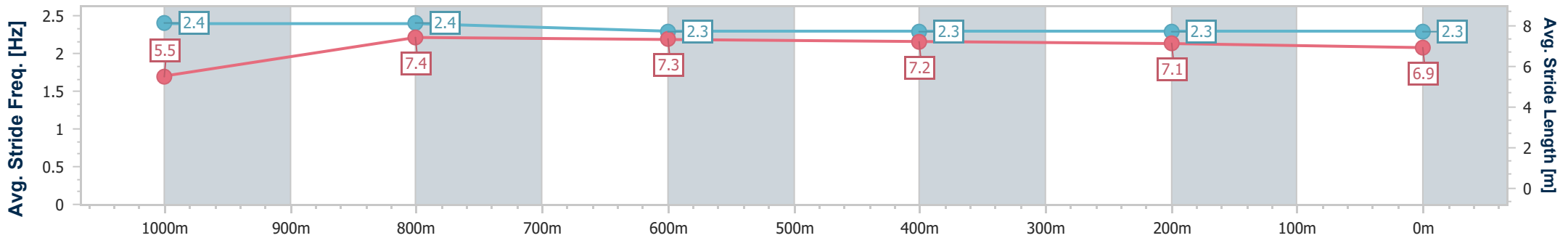
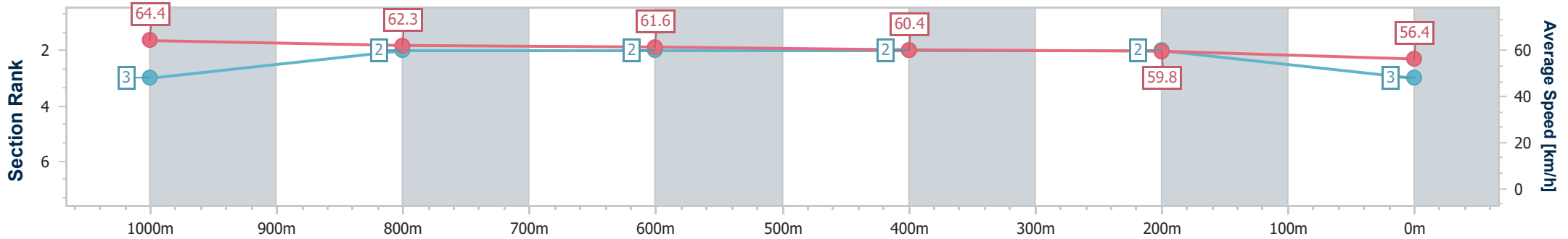
Toowoomba QLD Professional
 Race 1: RACING NATION ON POWERFM QTIS Two-Year-Old
 Maiden Plate - 1200m



11 April 2026 - 17:18

Track Rating: Good 4, Weather: Fine, Rail Position: +5m Entire Circuit

Section	Overall	1000m	800m	600m	400m	200m
Section Times	1:15.09 [3] (0:14.82)	1:00.27 [3] (0:11.62)	0:48.65 [2] (0:11.73)	0:36.92 [2] (0:12.06)	0:24.86 [2] (0:12.11)	0:12.75 [2] (0:12.75)
Average Speed [km/h]	64.4	62.3	61.6	60.4	59.8	56.4
Top Speed [km/h]	65.3	64.2	62.9	61.2	60.6	58.0
Avg. Dist. to Rail [m]	6.9	2.2	1.5	1.9	2.2	2.9
Avg. Stride Freq. [Hz]	2.4	2.4	2.3	2.3	2.3	2.3
Avg. Stride Length [m]	5.5	7.4	7.3	7.2	7.1	6.9



- [] Ranking at each section and finish
- .-.- No data available at this section
- NA No data available



Horse/Jockey Name	Cincinnati Cobra
Final Rank	4
Fastest Section Time (Section)	0:11.69 (1000m)
Top Speed [km/h] (Section)	66.5 (1000m)
Race State	Finished



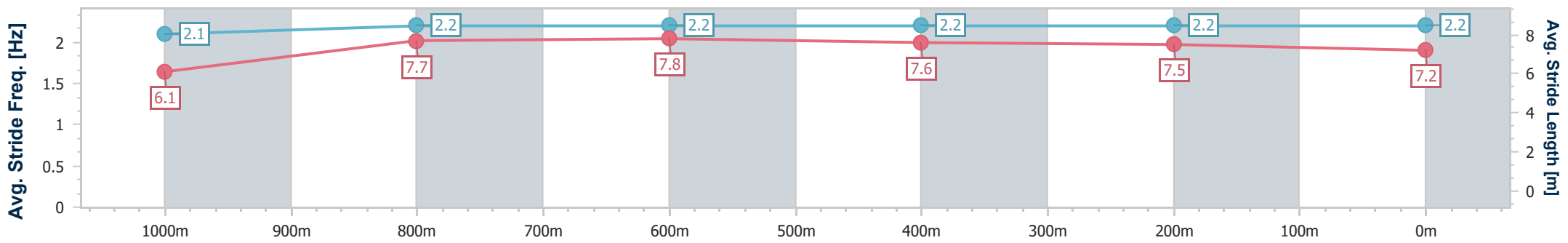
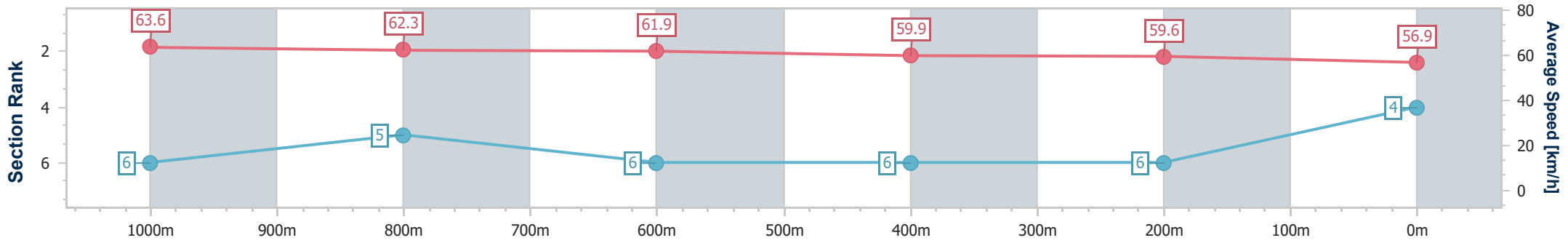
Toowoomba QLD Professional
 Race 1: RACING NATION ON POWERFM QTIS Two-Year-Old
 Maiden Plate - 1200m



11 April 2026 - 17:18

Track Rating: Good 4, Weather: Fine, Rail Position: +5m Entire Circuit

Section	Overall	1000m	800m	600m	400m	200m								
Section Times	1:15.60 [4] (0:15.14)	1:00.46 [6] (0:11.69)	0:48.77 [5] (0:11.77)	0:37.00 [6] (0:12.19)	0:24.81 [6] (0:12.14)	0:12.67 [6] (0:12.67)								
Average Speed [km/h]	63.6	62.3	61.9	59.9	59.6	56.9								
Top Speed [km/h]	66.3	66.5	62.8	60.9	60.1	59.3								
Avg. Dist. to Rail [m]	5.7	3.4	3.3	2.6	1.9	4.9								
Avg. Stride Freq. [Hz]	2.1	2.2	2.2	2.2	2.2	2.2								
Avg. Stride Length [m]	6.1	7.7	7.8	7.6	7.5	7.2								



- [] Ranking at each section and finish
- .-.- No data available at this section
- NA No data available



Horse/Jockey Name	Power Hit
Final Rank	5
Fastest Section Time (Section)	0:11.67 (800m)
Top Speed [km/h] (Section)	65.4 (1000m)
Race State	Finished



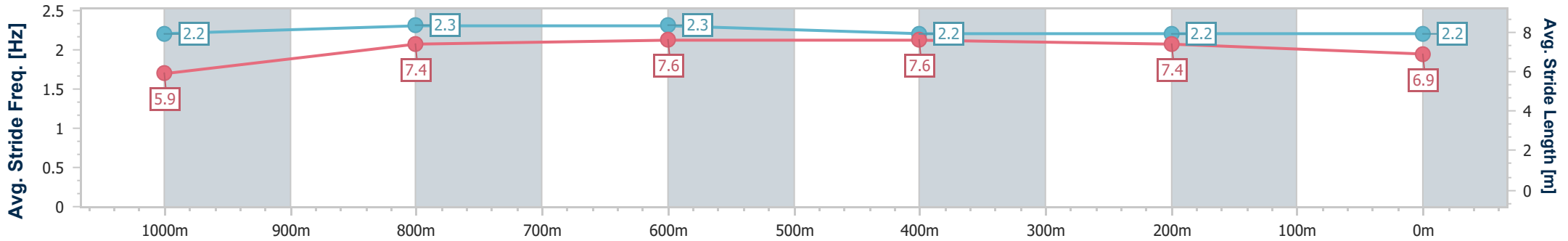
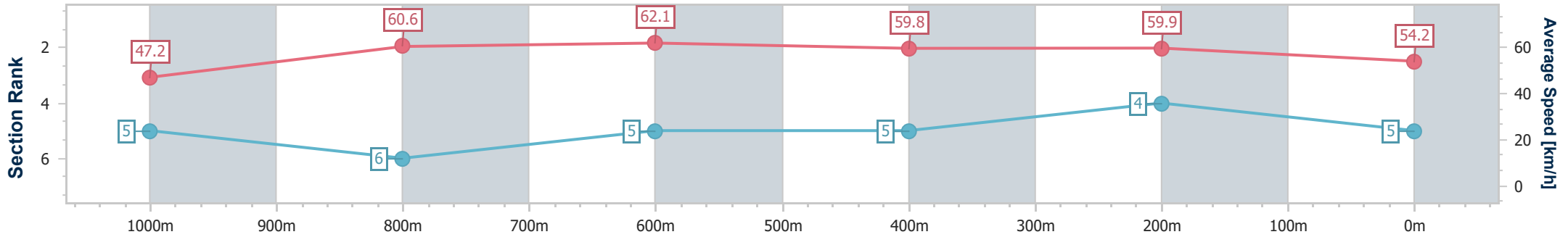
Toowoomba QLD Professional
 Race 1: RACING NATION ON POWERFM QTIS Two-Year-Old
 Maiden Plate - 1200m



11 April 2026 - 17:18

Track Rating: Good 4, Weather: Fine, Rail Position: +5m Entire Circuit

Section	Overall	1000m	800m	600m	400m	200m								
Section Times	1:15.92 [5] (0:15.07)	1:00.85 [5] (0:11.81)	0:49.04 [6] (0:11.67)	0:37.37 [5] (0:12.09)	0:25.28 [5] (0:12.10)	0:13.18 [4] (0:13.18)								
Average Speed [km/h]	47.2	60.6	62.1	59.8	59.9	54.2								
Top Speed [km/h]	62.9	65.4	62.6	62.6	60.7	60.7								
Avg. Dist. to Rail [m]	3.8	1.1	1.1	0.8	1.1	4.2								
Avg. Stride Freq. [Hz]	2.2	2.3	2.3	2.2	2.2	2.2								
Avg. Stride Length [m]	5.9	7.4	7.6	7.6	7.4	6.9								



- [] Ranking at each section and finish
- .-.- No data available at this section
- NA No data available



Horse/Jockey Name	Troy Boy
Final Rank	6
Fastest Section Time (Section)	0:11.74 (800m)
Top Speed [km/h] (Section)	65.6 (Overall)
Race State	Finished



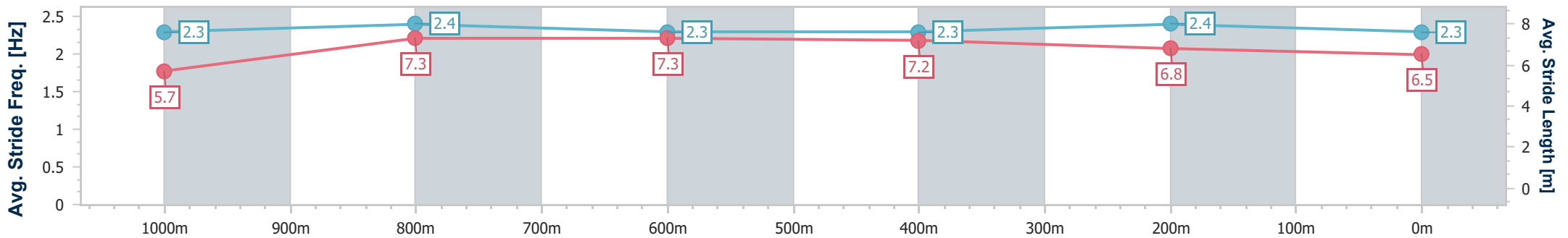
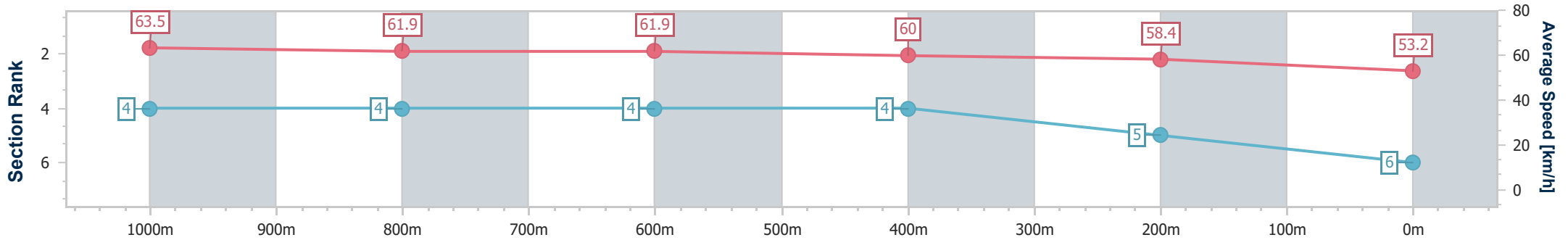
Toowoomba QLD Professional
Race 1: RACING NATION ON POWERFM QTIS Two-Year-Old
Maiden Plate - 1200m



11 April 2026 - 17:18

Track Rating: Good 4, Weather: Fine, Rail Position: +5m Entire Circuit

Section	Overall	1000m	800m	600m	400m	200m								
Section Times	1:16.47 [6] (0:14.85)	1:01.62 [4] (0:11.78)	0:49.84 [4] (0:11.74)	0:38.10 [4] (0:12.16)	0:25.94 [4] (0:12.37)	0:13.57 [5] (0:13.57)								
Average Speed [km/h]	63.5	61.9	61.9	60.0	58.4	53.2								
Top Speed [km/h]	65.6	65.5	63.6	61.6	59.3	56.4								
Avg. Dist. to Rail [m]	6.1	3.1	2.8	2.2	1.8	2.6								
Avg. Stride Freq. [Hz]	2.3	2.4	2.3	2.3	2.4	2.3								
Avg. Stride Length [m]	5.7	7.3	7.3	7.2	6.8	6.5								



- [] Ranking at each section and finish
- .-.- No data available at this section
- NA No data available



Toowoomba QLD

Race 2: BARRIER REEF POOLS Colts, Geldings & Entires BENCHMARK 60 Handicap - 1300m

11 April 2026 - 5:57PM



Track Rating: Good 4, Weather: Fine, Rail Position: +5m Entire Circuit

Field Times (Race Tempo) 1:19.68 1:11.02 1:00.30 0:48.58 0:36.74 0:25.01 0:12.89
 (0:08.66) (0:10.72) (0:11.72) (0:11.84) (0:11.73) (0:12.12) (0:12.89)

Rank	TAB#	Horse	Overall Time	First 400m	Top Speed km/h (Section)	L1300	L1200	L1000	L800	L600	L400	L200		
	(BAR#)	Jockey	Margin (DT-W)	Last 600m	Fastest Section (Time)	Start - 1200	1200 - 1000	1000 - 800	800 - 600	600 - 400	400 - 200	200 - Finish		
1	1	THE DEPUTY	1:19.38	Data was not able to be tracked for this horse				--:--	--:--	--:--	--:--	--:--	--:--	--:--
	(2)	Kelsey Lenton	0											
2	2	Kareem	1:19.68	0:26.06	65.2 (1200-1000)	1:19.68	1:10.60	0:59.37	0:47.72	0:35.94	0:24.10	0:12.24		
	(1)	Olivia Kendal	1.8L (+1303)	0:35.94	1200-1000 (0:11.23)	(0:09.08)	(0:11.23)	(0:11.65)	(0:11.78)	(0:11.84)	(0:11.86)	(0:12.24)		
3	3	Chinchilla Ahead	1:19.90	0:25.09	69.2 (1200-1000)	1:19.90	1:11.16	1:00.52	0:48.80	0:36.96	0:25.23	0:13.11		
	(7)	Chloe Lowe	3.0L (+1309)	0:36.96	1200-1000 (0:10.64)	(0:08.74)	(0:10.64)	(0:11.72)	(0:11.84)	(0:11.73)	(0:12.12)	(0:13.11)		
4	4	Power Pack	1:19.98	0:25.83	66.8 (1200-1000)	1:19.98	1:10.89	0:59.88	0:48.25	0:36.46	0:24.53	0:12.54		
	(6)	Kenji Yoshida	3.5L (+1312)	0:36.46	1200-1000 (0:11.01)	(0:09.09)	(0:11.01)	(0:11.63)	(0:11.79)	(0:11.93)	(0:11.99)	(0:12.54)		
5	5	Barcelona Express	1:20.25	0:25.40	66.6 (1200-1000)	1:20.25	1:11.59	1:00.55	0:48.90	0:36.95	0:24.85	0:12.66		
	(3)	Bella Youngberry	5.1L (+1306)	0:36.95	1200-1000 (0:11.04)	(0:08.66)	(0:11.04)	(0:11.64)	(0:11.95)	(0:12.10)	(0:12.19)	(0:12.66)		
6	6	Toba	1:20.47	0:26.06	65.7 (1200-1000)	1:20.47	1:11.26	1:00.10	0:48.54	0:36.70	0:24.66	0:12.66		
	(9)	Nathan Fazackerley	6.4L (+1310)	0:36.70	1200-1000 (0:11.16)	(0:09.21)	(0:11.16)	(0:11.56)	(0:11.84)	(0:12.05)	(0:11.99)	(0:12.66)		
7	8	Power Of Success	1:20.54	0:25.41	67.9 (1200-1000)	1:20.54	1:11.73	1:00.88	0:49.27	0:37.43	0:25.51	0:13.16		
	(5)	Hannah Richardson	6.8L (+1307)	0:37.42	1200-1000 (0:10.85)	(0:08.81)	(0:10.85)	(0:11.61)	(0:11.84)	(0:11.92)	(0:12.34)	(0:13.16)		
8	10	Blumstien	1:21.17	0:25.85	66.5 (1200-1000)	1:21.17	1:12.07	1:01.05	0:49.36	0:37.42	0:25.29	0:12.87		
	(4)	Michael Murphy	10.5L (+1310)	0:37.43	1200-1000 (0:11.02)	(0:09.10)	(0:11.02)	(0:11.69)	(0:11.94)	(0:12.13)	(0:12.43)	(0:12.87)		
9	7	Tokyo Bandit	1:22.25	0:25.66	68.0 (1200-1000)	1:22.25	1:13.18	1:02.36	0:50.71	0:38.84	0:26.69	0:13.98		
	(8)	Damien Boche	16.9L (+1305)	0:38.84	1200-1000 (0:10.82)	(0:09.07)	(0:10.82)	(0:11.66)	(0:11.87)	(0:12.16)	(0:12.70)	(0:13.98)		

Scratched: Rugby (#9), Knowitall Frank (#11), Jediah (#12), Koga Ninja (#13), Royal Charge (#14), Maxie Tap (#15)

Report Created: Sat 11 April 2026

(Note: Races are conducted over an approximate distance as close as possible to the advertised distance, and recorded data may vary accordingly. Official times refer to race times only and do not include handicap times.)

[] Position in running at each section and finish TAB# Saddle cloth number
 -:-- No data available at this section BAR# Barrier/Gate Position
 NA No data available DNF Did not finish
 DNT Did not track DT-W Distance travelled compared to winner in metres

Fastest split
 Fastest section

Horse/Jockey Name	Kareem/Olivia Kendal
Finish Rank	2
Fastest Section Time (Section)	0:11.23 (1200-1000)
Top Speed [km/h] (Section)	65.2 (1200-1000)
Race State	Finished



Toowoomba QLD --Professional-2026-04-11

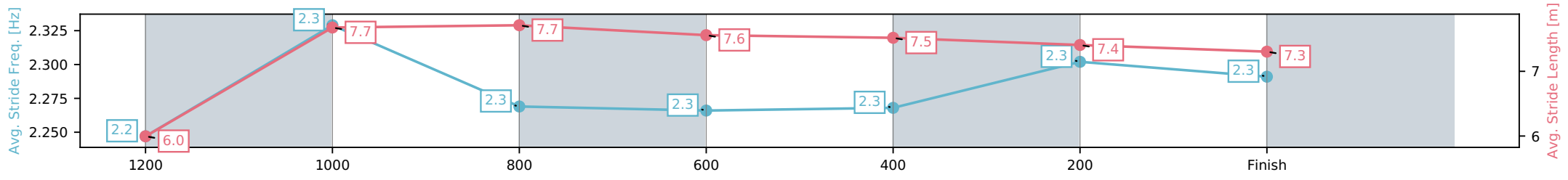
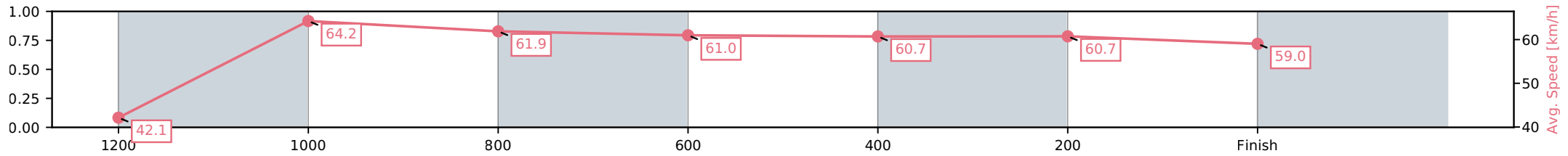
Race 2: BARRIER REEF POOLS Colts, Geldings & Entires
BENCHMARK 60 Handicap - 1300m



11 April 2026 - 5:57PM

Track Rating: Good 4, Weather: Fine, Rail Position: +5m Entire Circuit

Section	L1300	L1200	L1000	L800	L600	L400	L200
Section Times	1:19.68 (0:09.08)	1:10.60 (0:11.23)	0:59.37 (0:11.65)	0:47.72 (0:11.78)	0:35.94 (0:11.84)	0:24.10 (0:11.86)	0:12.24 (0:12.24)
Average Speed [km/h]	42.1	64.2	61.9	61.0	60.7	60.7	59.0
Top Speed [km/h]	61.4	65.2	64.2	61.4	61.9	61.5	60.2
Avg. Dist. to Rail [m]	2.2	0.8	0.5	0.4	0.3	0.5	0.6
Avg. Stride Freq. [Hz]	2.2	2.3	2.3	2.3	2.3	2.3	2.3
Avg. Stride Length [m]	6.0	7.7	7.7	7.6	7.5	7.4	7.3



[] Ranking at each section and finish
 -:-:- No data available at this section
 NA No data available

Horse/Jockey Name	Chinchilla Ahead/Chloe Lowe
Finish Rank	3
Fastest Section Time (Section)	0:10.64 (1200-1000)
Top Speed [km/h] (Section)	69.2 (1200-1000)
Race State	Finished



Toowoomba QLD --Professional-2026-04-11

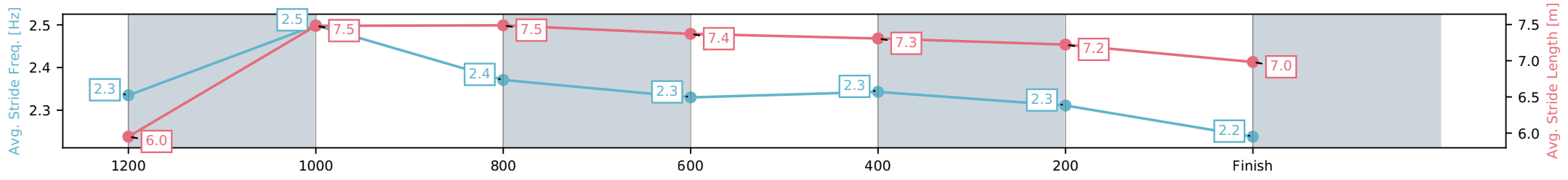
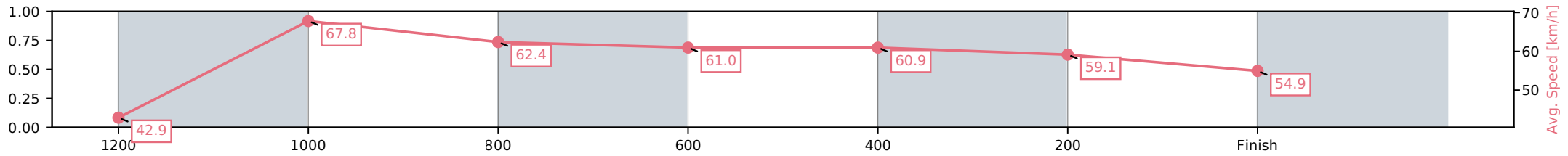
Race 2: BARRIER REEF POOLS Colts, Geldings & Entires
BENCHMARK 60 Handicap - 1300m



11 April 2026 - 5:57PM

Track Rating: Good 4, Weather: Fine, Rail Position: +5m Entire Circuit

Section	L1300	L1200	L1000	L800	L600	L400	L200
Section Times	1:19.90 (0:08.74)	1:11.16 (0:10.64)	1:00.52 (0:11.72)	0:48.80 (0:11.84)	0:36.96 (0:11.73)	0:25.23 (0:12.12)	0:13.11 (0:13.11)
Average Speed [km/h]	42.9	67.8	62.4	61.0	60.9	59.1	54.9
Top Speed [km/h]	62.6	69.2	66.9	62.2	62.1	60.0	57.7
Avg. Dist. to Rail [m]	9.5	7.3	4.2	0.8	1.4	0.9	0.4
Avg. Stride Freq. [Hz]	2.3	2.5	2.4	2.3	2.3	2.3	2.2
Avg. Stride Length [m]	6.0	7.5	7.5	7.4	7.3	7.2	7.0



[] Ranking at each section and finish
 -:-:- No data available at this section
 NA No data available

Horse/Jockey Name	Power Pack/Kenji Yoshida
Finish Rank	4
Fastest Section Time (Section)	0:11.01 (1200-1000)
Top Speed [km/h] (Section)	66.8 (1200-1000)
Race State	Finished



Toowoomba QLD --Professional-2026-04-11

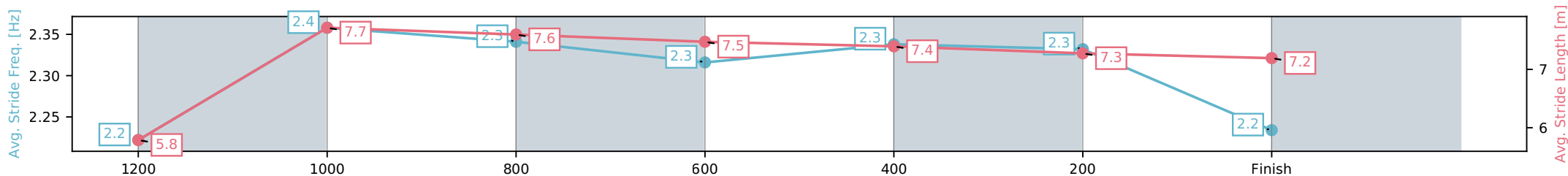
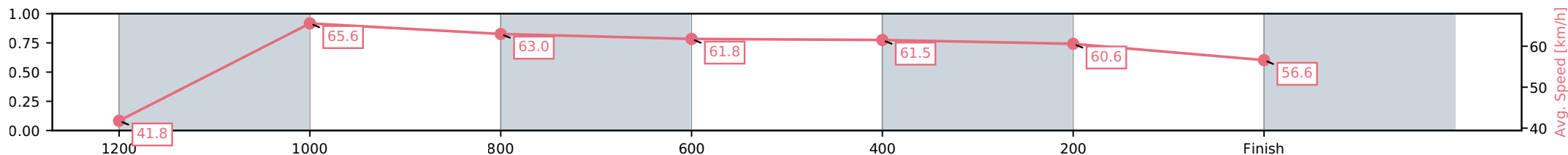
Race 2: BARRIER REEF POOLS Colts, Geldings & Entires
BENCHMARK 60 Handicap - 1300m



11 April 2026 - 5:57PM

Track Rating: Good 4, Weather: Fine, Rail Position: +5m Entire Circuit

Section	L1300	L1200	L1000	L800	L600	L400	L200
Section Times	1:19.98 (0:09.09)	1:10.89 (0:11.01)	0:59.88 (0:11.63)	0:48.25 (0:11.79)	0:36.46 (0:11.93)	0:24.53 (0:11.99)	0:12.54 (0:12.54)
Average Speed [km/h]	41.8	65.6	63.0	61.8	61.5	60.6	56.6
Top Speed [km/h]	60.7	66.8	64.9	62.4	62.5	61.5	58.9
Avg. Dist. to Rail [m]	7.0	4.8	4.9	4.0	3.5	3.3	4.4
Avg. Stride Freq. [Hz]	2.2	2.4	2.3	2.3	2.3	2.3	2.2
Avg. Stride Length [m]	5.8	7.7	7.6	7.5	7.4	7.3	7.2



[] Ranking at each section and finish
 -:-:- No data available at this section
 NA No data available

Horse/Jockey Name	Barcelona Express/Bella Youngberry
Finish Rank	5
Fastest Section Time (Section)	0:11.04 (1200-1000)
Top Speed [km/h] (Section)	66.6 (1200-1000)
Race State	Finished



Toowoomba QLD --Professional-2026-04-11

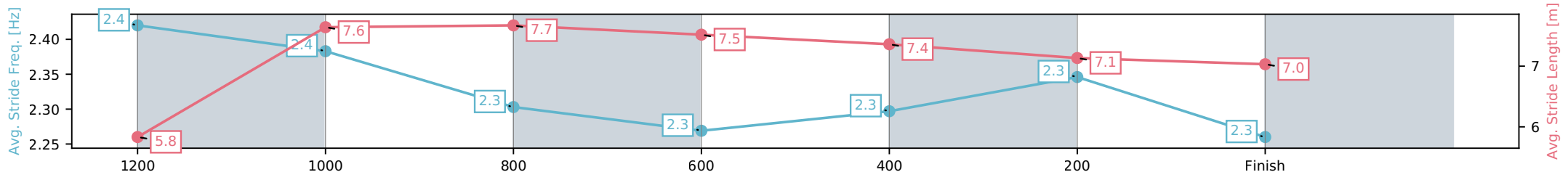
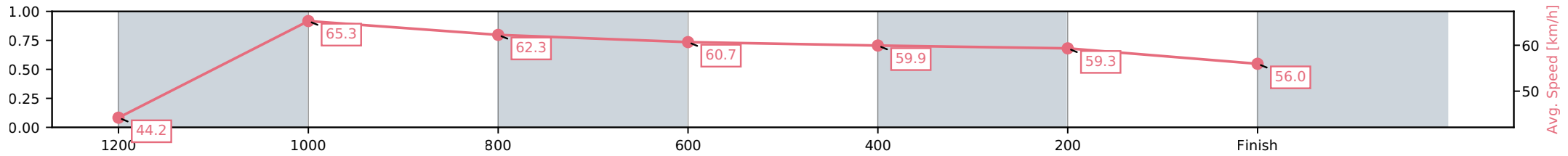
Race 2: BARRIER REEF POOLS Colts, Geldings & Entires
BENCHMARK 60 Handicap - 1300m



11 April 2026 - 5:57PM

Track Rating: Good 4, Weather: Fine, Rail Position: +5m Entire Circuit

Section	L1300	L1200	L1000	L800	L600	L400	L200
Section Times	1:20.25 (0:08.66)	1:11.59 (0:11.04)	1:00.55 (0:11.64)	0:48.90 (0:11.95)	0:36.95 (0:12.10)	0:24.85 (0:12.19)	0:12.66 (0:12.66)
Average Speed [km/h]	44.2	65.3	62.3	60.7	59.9	59.3	56.0
Top Speed [km/h]	61.6	66.6	64.4	61.4	60.8	59.7	58.2
Avg. Dist. to Rail [m]	4.5	1.9	1.9	2.4	1.5	1.4	1.9
Avg. Stride Freq. [Hz]	2.4	2.4	2.3	2.3	2.3	2.3	2.3
Avg. Stride Length [m]	5.8	7.6	7.7	7.5	7.4	7.1	7.0



[] Ranking at each section and finish
 -:-:- No data available at this section
 NA No data available

Horse/Jockey Name	Toba/Nathan Fazackerley
Finish Rank	6
Fastest Section Time (Section)	0:11.16 (1200-1000)
Top Speed [km/h] (Section)	65.7 (1200-1000)
Race State	Finished



Toowoomba QLD --Professional-2026-04-11

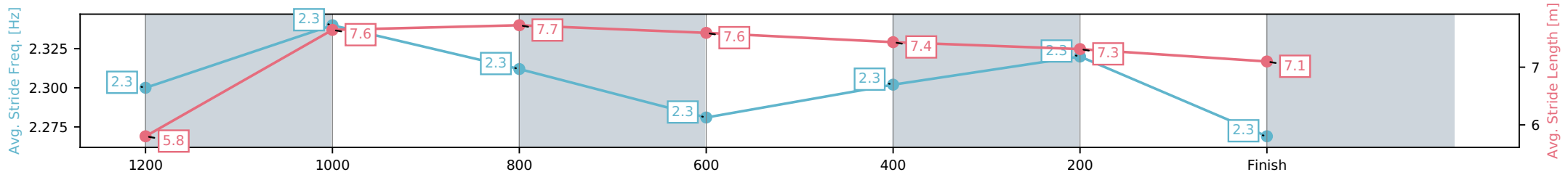
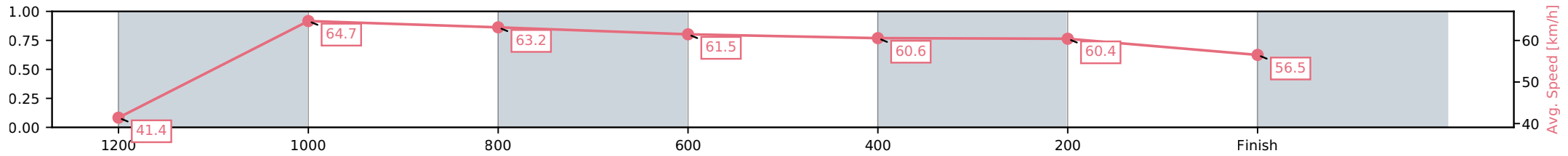
Race 2: BARRIER REEF POOLS Colts, Geldings & Entires
BENCHMARK 60 Handicap - 1300m



11 April 2026 - 5:57PM

Track Rating: Good 4, Weather: Fine, Rail Position: +5m Entire Circuit

Section	L1300	L1200	L1000	L800	L600	L400	L200
Section Times	1:20.47 (0:09.21)	1:11.26 (0:11.16)	1:00.10 (0:11.56)	0:48.54 (0:11.84)	0:36.70 (0:12.05)	0:24.66 (0:11.99)	0:12.66 (0:12.66)
Average Speed [km/h]	41.4	64.7	63.2	61.5	60.6	60.4	56.5
Top Speed [km/h]	60.3	65.7	65.3	62.4	61.5	61.5	59.5
Avg. Dist. to Rail [m]	10.6	5.0	3.6	3.2	2.6	2.0	4.1
Avg. Stride Freq. [Hz]	2.3	2.3	2.3	2.3	2.3	2.3	2.3
Avg. Stride Length [m]	5.8	7.6	7.7	7.6	7.4	7.3	7.1



[] Ranking at each section and finish
 -:-:- No data available at this section
 NA No data available

Horse/Jockey Name	Power Of Success/Hannah Richardson
Finish Rank	7
Fastest Section Time (Section)	0:10.85 (1200-1000)
Top Speed [km/h] (Section)	67.9 (1200-1000)
Race State	Finished



Toowoomba QLD --Professional-2026-04-11

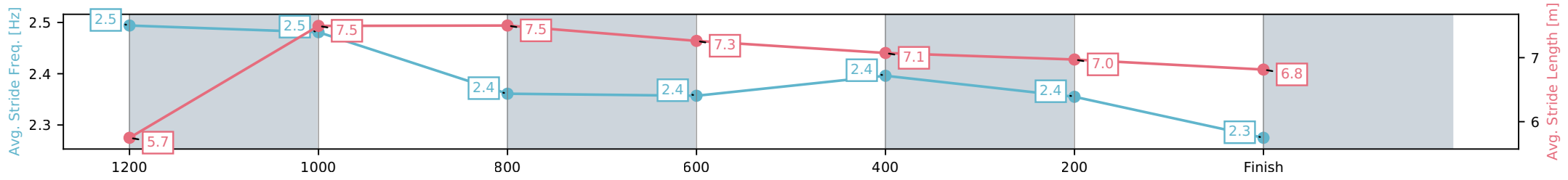
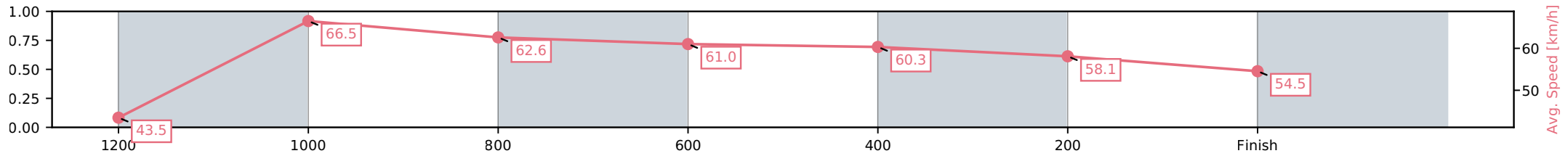
Race 2: BARRIER REEF POOLS Colts, Geldings & Entires
BENCHMARK 60 Handicap - 1300m



11 April 2026 - 5:57PM

Track Rating: Good 4, Weather: Fine, Rail Position: +5m Entire Circuit

Section	L1300	L1200	L1000	L800	L600	L400	L200
Section Times	1:20.54 (0:08.81)	1:11.73 (0:10.85)	1:00.88 (0:11.61)	0:49.27 (0:11.84)	0:37.43 (0:11.92)	0:25.51 (0:12.34)	0:13.16 (0:13.16)
Average Speed [km/h]	43.5	66.5	62.6	61.0	60.3	58.1	54.5
Top Speed [km/h]	63.9	67.9	64.1	61.4	61.6	59.0	56.8
Avg. Dist. to Rail [m]	7.4	4.5	2.8	1.1	0.6	0.8	0.5
Avg. Stride Freq. [Hz]	2.5	2.5	2.4	2.4	2.4	2.4	2.3
Avg. Stride Length [m]	5.7	7.5	7.5	7.3	7.1	7.0	6.8



[] Ranking at each section and finish
 -:-:- No data available at this section
 NA No data available

Horse/Jockey Name	Blumstien/Michael Murphy
Finish Rank	8
Fastest Section Time (Section)	0:11.02 (1200-1000)
Top Speed [km/h] (Section)	66.5 (1200-1000)
Race State	Finished



Toowoomba QLD --Professional-2026-04-11

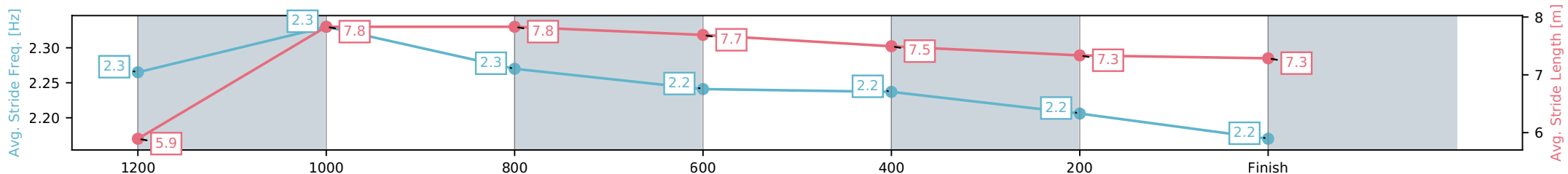
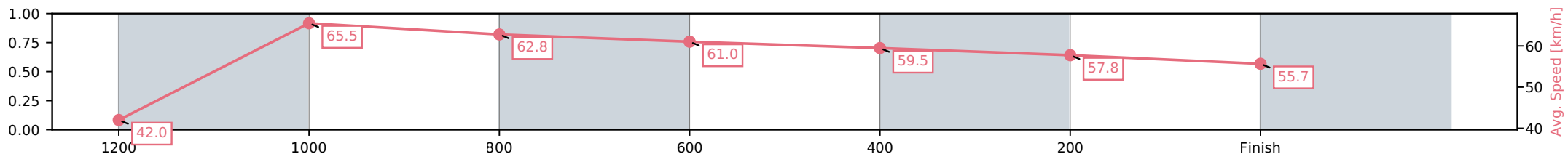
Race 2: BARRIER REEF POOLS Colts, Geldings & Entires
BENCHMARK 60 Handicap - 1300m



11 April 2026 - 5:57PM

Track Rating: Good 4, Weather: Fine, Rail Position: +5m Entire Circuit

Section	L1300	L1200	L1000	L800	L600	L400	L200
Section Times	1:21.17 (0:09.10)	1:12.07 (0:11.02)	1:01.05 (0:11.69)	0:49.36 (0:11.94)	0:37.42 (0:12.13)	0:25.29 (0:12.43)	0:12.87 (0:12.87)
Average Speed [km/h]	42.0	65.5	62.8	61.0	59.5	57.8	55.7
Top Speed [km/h]	62.6	66.5	64.7	62.1	60.4	58.4	58.4
Avg. Dist. to Rail [m]	7.2	5.3	5.2	3.3	0.7	0.7	0.8
Avg. Stride Freq. [Hz]	2.3	2.3	2.3	2.2	2.2	2.2	2.2
Avg. Stride Length [m]	5.9	7.8	7.8	7.7	7.5	7.3	7.3



- [] Ranking at each section and finish
- :-:- No data available at this section
- NA No data available

Horse/Jockey Name	Tokyo Bandit/Damien Boche
Finish Rank	9
Fastest Section Time (Section)	0:10.82 (1200-1000)
Top Speed [km/h] (Section)	68.0 (1200-1000)
Race State	Finished



Toowoomba QLD --Professional-2026-04-11

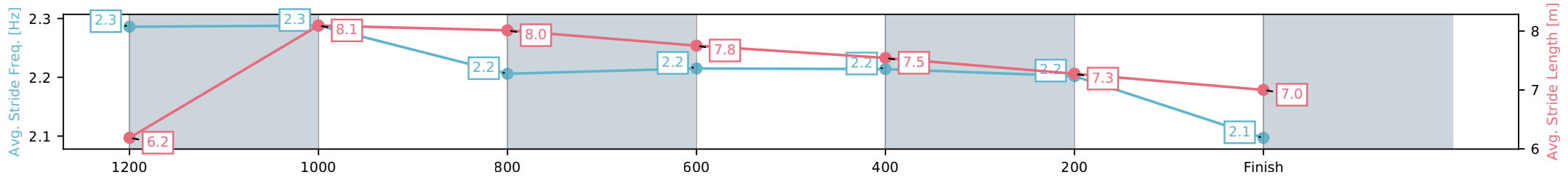
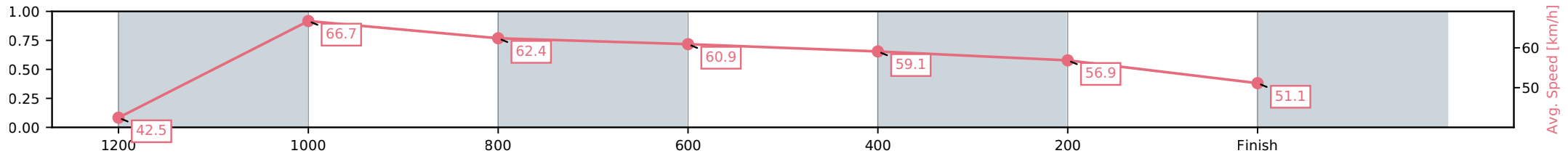
Race 2: BARRIER REEF POOLS Colts, Geldings & Entires
BENCHMARK 60 Handicap - 1300m



11 April 2026 - 5:57PM

Track Rating: Good 4, Weather: Fine, Rail Position: +5m Entire Circuit

Section	L1300	L1200	L1000	L800	L600	L400	L200
Section Times	1:22.25 (0:09.07)	1:13.18 (0:10.82)	1:02.36 (0:11.66)	0:50.71 (0:11.87)	0:38.84 (0:12.16)	0:26.69 (0:12.70)	0:13.98 (0:13.98)
Average Speed [km/h]	42.5	66.7	62.4	60.9	59.1	56.9	51.1
Top Speed [km/h]	62.2	68.0	65.0	61.7	60.5	57.6	55.0
Avg. Dist. to Rail [m]	9.0	5.0	3.0	1.0	0.6	1.0	0.9
Avg. Stride Freq. [Hz]	2.3	2.3	2.2	2.2	2.2	2.2	2.1
Avg. Stride Length [m]	6.2	8.1	8.0	7.8	7.5	7.3	7.0



[] Ranking at each section and finish
 -:-:- No data available at this section
 NA No data available

Horse/Jockey Name	Revalene/Bella Youngberry
Finish Rank	1
Fastest Section Time (Section)	0:11.54 (400-200)
Top Speed [km/h] (Section)	63.5 (400-200)
Race State	Finished



Toowoomba QLD --Professional-2026-04-11

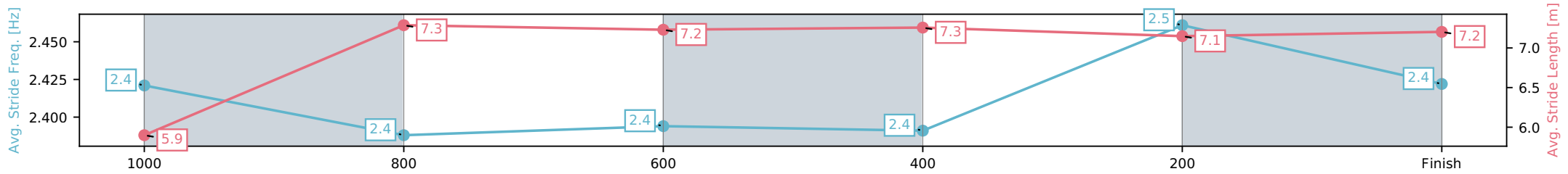
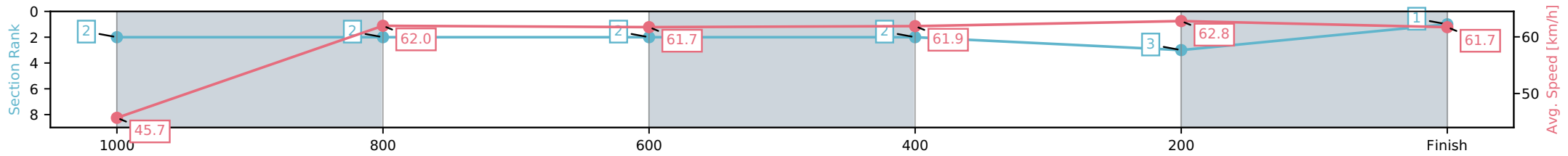
Race 3: 1EQUINE - FOR THE EQUINE ATHLETE
BENCHMARK 70 Handicap - 1100m



11 April 2026 - 6:31PM

Track Rating: Good 4, Weather: Fine, Rail Position: +5m Entire Circuit

Section	L1100	L1000	L800	L600	L400	L200
Section Times	1:07.66 (0:09.02)	0:58.64 [2] (0:11.87)	0:46.76 [2] (0:11.83)	0:34.94 [2] (0:11.71)	0:23.23 [3] (0:11.54)	0:11.70 [1] (0:11.70)
Average Speed [km/h]	45.7	62.0	61.7	61.9	62.8	61.7
Top Speed [km/h]	61.1	62.9	62.5	62.6	63.5	63.1
Avg. Dist. to Rail [m]	8.5	5.8	3.8	1.4	1.9	2.9
Avg. Stride Freq. [Hz]	2.4	2.4	2.4	2.4	2.5	2.4
Avg. Stride Length [m]	5.9	7.3	7.2	7.3	7.1	7.2



[] Ranking at each section and finish
 -:-:- No data available at this section
 NA No data available

Horse/Jockey Name	Peninsula/Hannah Richardson
Finish Rank	2
Fastest Section Time (Section)	0:11.59 (400-200)
Top Speed [km/h] (Section)	63.6 (1000-800)
Race State	Finished



Toowoomba QLD --Professional-2026-04-11

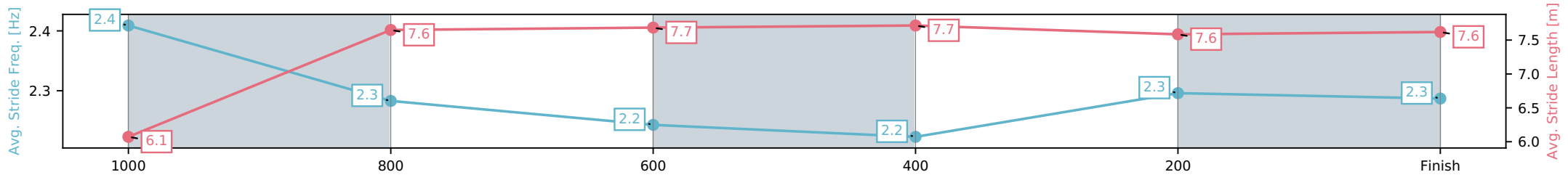

Race 3: 1EQUINE - FOR THE EQUINE ATHLETE
BENCHMARK 70 Handicap - 1100m



11 April 2026 - 6:31PM

Track Rating: Good 4, Weather: Fine, Rail Position: +5m Entire Circuit

Section	L1100	L1000	L800	L600	L400	L200
Section Times	1:07.69 (0:09.01)	0:58.68 [1] (0:11.63)	0:47.05 [1] (0:11.77)	0:35.28 [1] (0:11.85)	0:23.43 [1] (0:11.59)	0:11.84 [2] (0:11.84)
Average Speed [km/h]	46.2	62.4	61.4	60.9	62.2	61.4
Top Speed [km/h]	62.5	63.6	62.0	61.6	62.7	62.7
Avg. Dist. to Rail [m]	6.0	2.3	1.1	0.7	0.1	0.4
Avg. Stride Freq. [Hz]	2.4	2.3	2.2	2.2	2.3	2.3
Avg. Stride Length [m]	6.1	7.6	7.7	7.7	7.6	7.6



[] Ranking at each section and finish
 -:-:- No data available at this section
 NA No data available

Horse/Jockey Name	Jemeldi/Kenji Yoshida
Finish Rank	3
Fastest Section Time (Section)	0:11.49 (400-200)
Top Speed [km/h] (Section)	63.2 (400-200)
Race State	Finished



Toowoomba QLD --Professional-2026-04-11

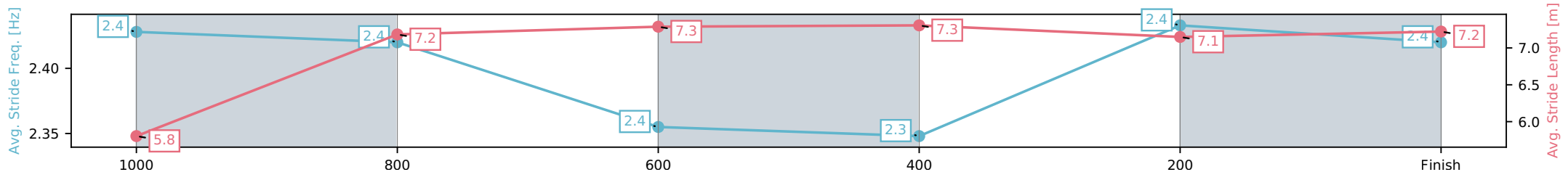
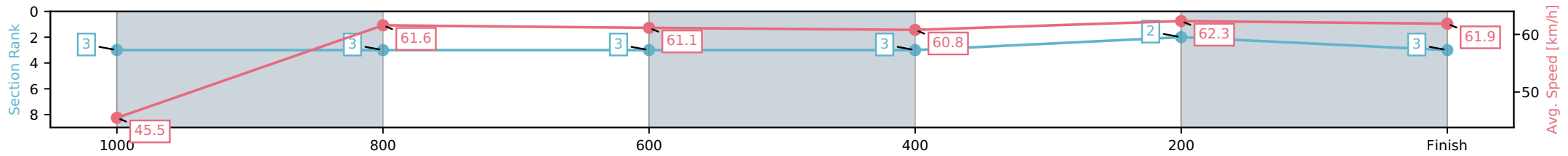
Race 3: 1EQUINE - FOR THE EQUINE ATHLETE
BENCHMARK 70 Handicap - 1100m



11 April 2026 - 6:31PM

Track Rating: Good 4, Weather: Fine, Rail Position: +5m Entire Circuit

Section	L1100	L1000	L800	L600	L400	L200
Section Times	1:07.85 (0:09.16)	0:58.69 [3] (0:11.80)	0:46.89 [3] (0:11.78)	0:35.11 [3] (0:11.73)	0:23.39 [2] (0:11.49)	0:11.89 [3] (0:11.89)
Average Speed [km/h]	45.5	61.6	61.1	60.8	62.3	61.9
Top Speed [km/h]	61.6	62.6	61.5	61.5	63.2	63.1
Avg. Dist. to Rail [m]	6.5	3.0	0.9	1.9	1.0	1.1
Avg. Stride Freq. [Hz]	2.4	2.4	2.4	2.3	2.4	2.4
Avg. Stride Length [m]	5.8	7.2	7.3	7.3	7.1	7.2



[] Ranking at each section and finish
 -:-:- No data available at this section
 NA No data available

Horse/Jockey Name	Heroic Miss/Brandon Lerena
Finish Rank	4
Fastest Section Time (Section)	0:11.52 (400-200)
Top Speed [km/h] (Section)	64.0 (400-200)
Race State	Finished



Toowoomba QLD --Professional-2026-04-11

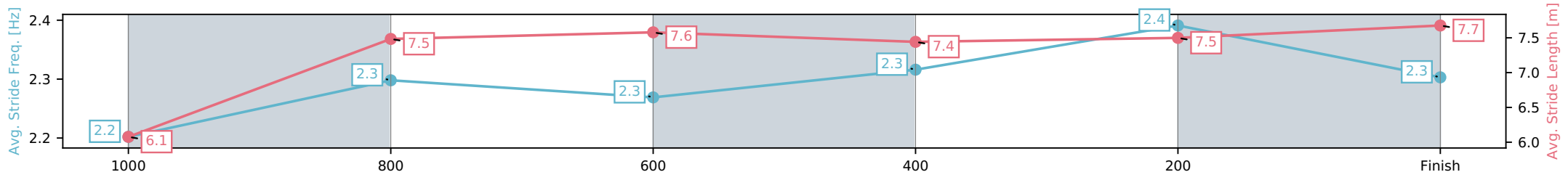
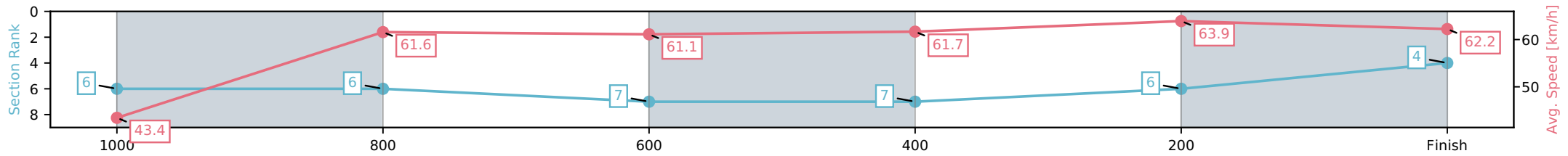
Race 3: 1EQUINE - FOR THE EQUINE ATHLETE
BENCHMARK 70 Handicap - 1100m



11 April 2026 - 6:31PM

Track Rating: Good 4, Weather: Fine, Rail Position: +5m Entire Circuit

Section	L1100	L1000	L800	L600	L400	L200
Section Times	1:07.91 (0:09.30)	0:58.61 [5] (0:11.84)	0:46.77 [4] (0:11.78)	0:34.99 [4] (0:11.66)	0:23.33 [4] (0:11.52)	0:11.82 [4] (0:11.82)
Average Speed [km/h]	44.6	62.0	61.7	62.3	63.0	61.4
Top Speed [km/h]	59.5	63.0	62.3	63.1	64.0	63.6
Avg. Dist. to Rail [m]	11.4	5.6	2.4	1.3	2.4	2.4
Avg. Stride Freq. [Hz]	2.4	2.5	2.5	2.4	2.5	2.5
Avg. Stride Length [m]	5.8	7.0	7.0	7.2	7.0	7.1



[] Ranking at each section and finish
 -:-:- No data available at this section
 NA No data available

Horse/Jockey Name	Adalie/Kelsey Lenton
Finish Rank	4
Fastest Section Time (Section)	0:11.27 (400-200)
Top Speed [km/h] (Section)	64.4 (400-200)
Race State	Finished



Toowoomba QLD --Professional-2026-04-11

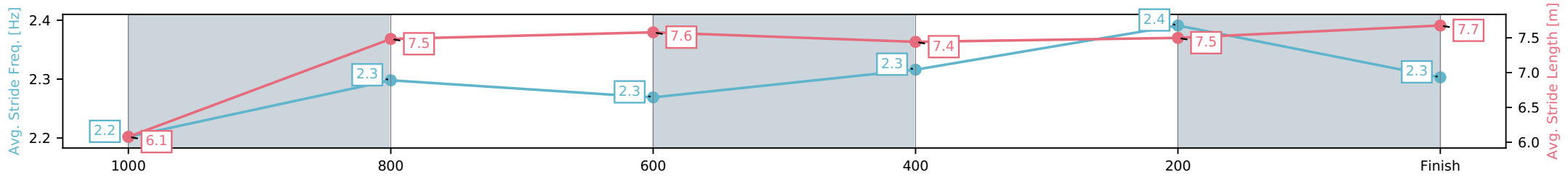
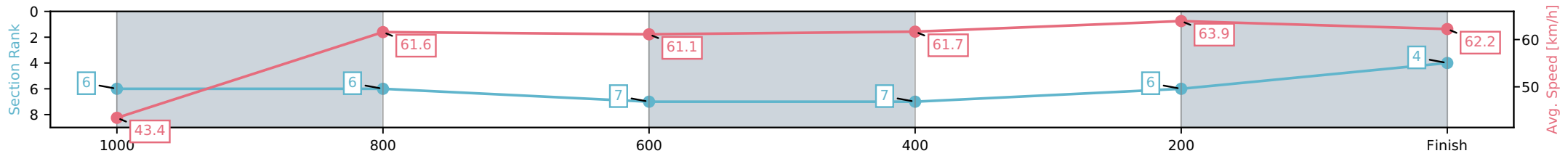
Race 3: 1EQUINE - FOR THE EQUINE ATHLETE
BENCHMARK 70 Handicap - 1100m



11 April 2026 - 6:31PM

Track Rating: Good 4, Weather: Fine, Rail Position: +5m Entire Circuit

Section	L1100	L1000	L800	L600	L400	L200
Section Times	1:07.91 (0:09.67)	0:58.24 [6] (0:11.77)	0:46.47 [7] (0:11.83)	0:34.64 [7] (0:11.72)	0:22.92 [6] (0:11.27)	0:11.65 [4] (0:11.65)
Average Speed [km/h]	43.4	61.6	61.1	61.7	63.9	62.2
Top Speed [km/h]	59.6	62.7	62.2	63.2	64.4	63.8
Avg. Dist. to Rail [m]	8.1	2.3	1.0	0.6	0.6	0.3
Avg. Stride Freq. [Hz]	2.2	2.3	2.3	2.3	2.4	2.3
Avg. Stride Length [m]	6.1	7.5	7.6	7.4	7.5	7.7



[] Ranking at each section and finish
 -:-:- No data available at this section
 NA No data available

Horse/Jockey Name	Pantelone/Chloe Lowe
Finish Rank	6
Fastest Section Time (Section)	0:11.54 (400-200)
Top Speed [km/h] (Section)	63.1 (400-200)
Race State	Finished



Toowoomba QLD --Professional-2026-04-11

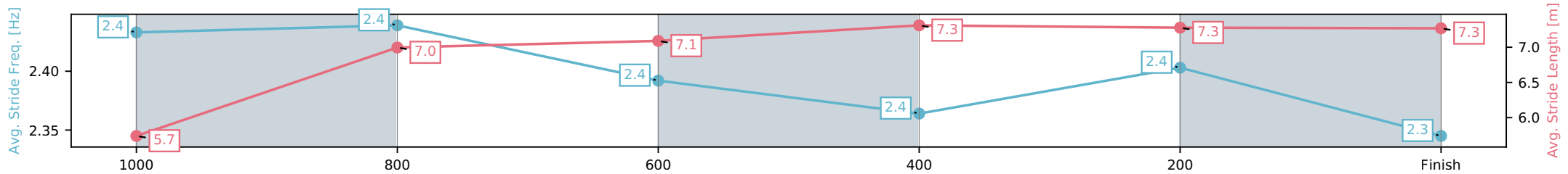
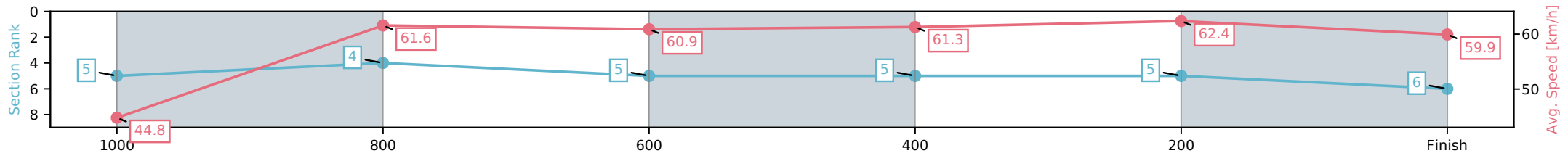
Race 3: 1EQUINE - FOR THE EQUINE ATHLETE
BENCHMARK 70 Handicap - 1100m



11 April 2026 - 6:31PM

Track Rating: Good 4, Weather: Fine, Rail Position: +5m Entire Circuit

Section	L1100	L1000	L800	L600	L400	L200
Section Times	1:08.39 (0:09.31)	0:59.08 [4] (0:11.80)	0:47.28 [5] (0:11.85)	0:35.44 [5] (0:11.74)	0:23.70 [5] (0:11.54)	0:12.16 [6] (0:12.16)
Average Speed [km/h]	44.8	61.6	60.9	61.3	62.4	59.9
Top Speed [km/h]	58.1	62.9	63.1	63.0	63.1	62.6
Avg. Dist. to Rail [m]	7.8	2.4	0.8	0.2	0.9	1.9
Avg. Stride Freq. [Hz]	2.4	2.4	2.4	2.4	2.4	2.3
Avg. Stride Length [m]	5.7	7.0	7.1	7.3	7.3	7.3



[] Ranking at each section and finish
 -:-:- No data available at this section
 NA No data available

Horse/Jockey Name	Lord Protector/Karl Zechner
Finish Rank	7
Fastest Section Time (Section)	0:11.62 (800-600)
Top Speed [km/h] (Section)	63.8 (1000-800)
Race State	Finished



Toowoomba QLD --Professional-2026-04-11

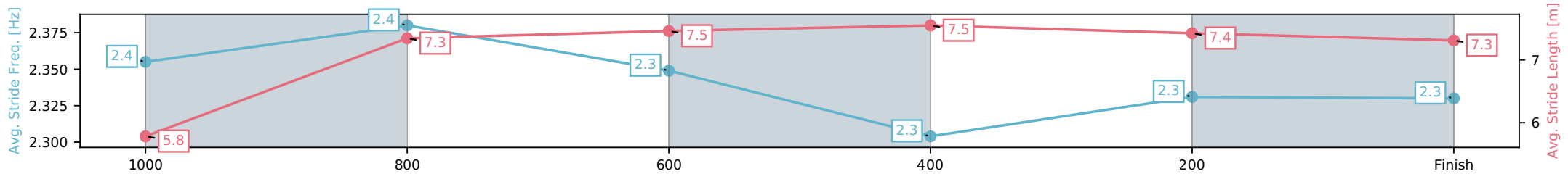
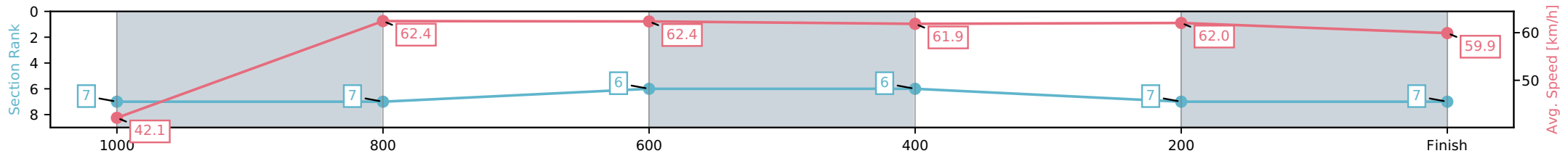
Race 3: 1EQUINE - FOR THE EQUINE ATHLETE
BENCHMARK 70 Handicap - 1100m



11 April 2026 - 6:31PM

Track Rating: Good 4, Weather: Fine, Rail Position: +5m Entire Circuit

Section	L1100	L1000	L800	L600	L400	L200
Section Times	1:08.63 (0:09.87)	0:58.76 [7] (0:11.70)	0:47.06 [6] (0:11.62)	0:35.44 [6] (0:11.71)	0:23.73 [7] (0:11.67)	0:12.06 [7] (0:12.06)
Average Speed [km/h]	42.1	62.4	62.4	61.9	62.0	59.9
Top Speed [km/h]	61.3	63.8	63.3	62.6	62.5	62.1
Avg. Dist. to Rail [m]	8.5	4.3	2.0	1.1	2.4	4.4
Avg. Stride Freq. [Hz]	2.4	2.4	2.3	2.3	2.3	2.3
Avg. Stride Length [m]	5.8	7.3	7.5	7.5	7.4	7.3



[] Ranking at each section and finish
 -:-:- No data available at this section
 NA No data available



Toowoomba QLD

Race 4: PLATINUM GLASS & SECURITY QTIS Three-Year-Old BENCHMARK 60 Handicap - 1200m

11 April 2026 - 7:13PM

Track Rating: Good 4, Weather: Fine, Rail Position: +5m Entire Circuit



Field Times (Race Tempo) 1:13.81 0:59.53 0:48.39 0:36.59 0:24.53 0:12.45
 (0:14.28) (0:11.14) (0:11.80) (0:12.07) (0:12.07) (0:12.45)

Rank	TAB#	Horse	Overall Time	First 400m	Top Speed km/h (Section)	L1200	L1000	L800	L600	L400	L200		
	(BAR#)	Jockey	Margin (DT-W)	Last 600m	Fastest Section (Time)	Start - 1000	1000 - 800	800 - 600	600 - 400	400 - 200	200 - Finish		
1	1	Wanted Hillbilly	1:13.81	0:25.65	65.6 (1200 - 1000)	1:13.81	0:59.37 [3]	0:48.15 [3]	0:36.47 [3]	0:24.36 [3]	0:12.45 [1]		
	(8)	Ashley Butler		0:36.46	1000-800 (0:11.21)	(0:14.44)	(0:11.21)	(0:11.69)	(0:12.11)	(0:11.90)	(0:12.45)		
2	5	I'm Nelson	1:14.15	0:26.10	66.7 (1000-800)	1:14.15	0:59.18 [6]	0:48.05 [6]	0:36.54 [5]	0:24.67 [4]	0:12.47 [3]		
	(3)	Stacey Callow	2.0L (+2)	0:36.54	1000-800 (0:11.13)	(0:14.97)	(0:11.13)	(0:11.51)	(0:11.87)	(0:12.20)	(0:12.47)		
3	10	Do What I Say	1:14.19	0:25.99	64.6 (1200 - 1000)	1:14.19	0:59.56 [5]	0:48.20 [5]	0:36.64 [4]	0:24.54 [5]	0:12.44 [5]		
	(4)	Kelsey Lenton	2.2L (-1)	0:36.64	1000-800 (0:11.37)	(0:14.62)	(0:11.37)	(0:11.55)	(0:12.10)	(0:12.10)	(0:12.44)		
4	2	Mister Mighty	1:14.38	0:26.20	66.1 (1000-800)	1:14.38	0:59.40 [7]	0:48.17 [7]	0:36.63 [7]	0:24.54 [7]	0:12.41 [6]		
	(1)	Georgina Cartwright	3.3L (+4)	0:36.63	1000-800 (0:11.22)	(0:14.98)	(0:11.22)	(0:11.54)	(0:12.08)	(0:12.14)	(0:12.41)		
5	3	City Of Tears	1:14.64	0:25.51	67.3 (1200 - 1000)	1:14.64	1:00.36 [1]	0:49.14 [2]	0:37.37 [2]	0:25.23 [2]	0:12.93 [4]		
	(7)	Courtney Bellamy	4.9L (-1)	0:37.38	1000-800 (0:11.23)	(0:14.28)	(0:11.23)	(0:11.77)	(0:12.14)	(0:12.31)	(0:12.93)		
6	4	Krumac	1:14.85	0:26.38	66.2 (1200 - 1000)	1:14.85	0:59.76 [8]	0:48.47 [8]	0:36.95 [8]	0:25.01 [8]	0:12.83 [7]		
	(5)	Damien Boche	6.1L (+4)	0:36.95	1000-800 (0:11.29)	(0:15.09)	(0:11.29)	(0:11.52)	(0:11.94)	(0:12.18)	(0:12.83)		
7	8	Elronte	1:15.09	0:25.42	66.8 (1200 - 1000)	1:15.09	1:00.77 [2]	0:49.67 [1]	0:37.87 [1]	0:25.81 [1]	0:13.47 [2]		
	(2)	Olivia Kendal	7.5L (+0)	0:37.88	1000-800 (0:11.10)	(0:14.32)	(0:11.10)	(0:11.80)	(0:12.07)	(0:12.34)	(0:13.47)		
8	6	Spiritoftheworld	1:15.22	0:25.95	64.8 (1000-800)	1:15.22	1:00.76 [4]	0:49.27 [4]	0:37.59 [6]	0:25.44 [6]	0:13.12 [8]		
	(6)	Bella Youngberry	8.3L (+2)	0:37.58	1000-800 (0:11.49)	(0:14.46)	(0:11.49)	(0:11.68)	(0:12.15)	(0:12.31)	(0:13.12)		

Scratched: Ladies Ocean Run (#7), Sure Start (#9)

Report Created: Sat 11 April 2026

(Note: Races are conducted over an approximate distance as close as possible to the advertised distance, and recorded data may vary accordingly. Official times refer to race times only and do not include handicap times.)

[] Position in running at each section and finish TAB# Saddle cloth number

-:--:-- No data available at this section

NA No data available

DNT Did not track

BAR# Barrier/Gate Position

DNF Did not finish

DT-W Distance travelled compared to winner in metres

Fastest split

Fastest section

Horse/Jockey Name	Wanted Hillbilly/Ashley Butler
Finish Rank	1
Fastest Section Time (Section)	0:11.21 (1000-800)
Top Speed [km/h] (Section)	65.6 (1200 - 1000)
Race State	Finished



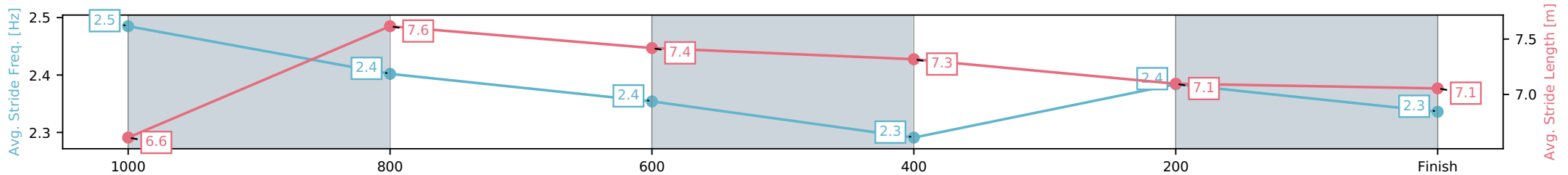
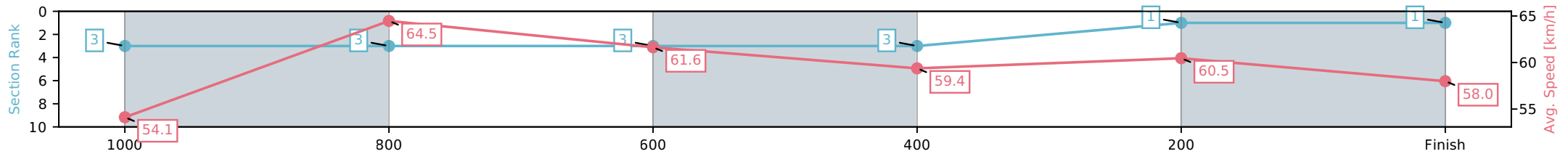
Toowoomba QLD --Professional-2026-04-11
 Race 4: PLATINUM GLASS & SECURITY QTIS Three-Year-Old
 BENCHMARK 60 Handicap - 1200m



11 April 2026 - 7:13PM

Track Rating: Good 4, Weather: Fine, Rail Position: +5m Entire Circuit

Section	L1200	L1000	L800	L600	L400	L200
Section Times	1:13.81 (0:14.44)	0:59.37 [3] (0:11.21)	0:48.15 [3] (0:11.69)	0:36.47 [3] (0:12.11)	0:24.36 [1] (0:11.90)	0:12.45 [1] (0:12.45)
Average Speed [km/h]	54.1	64.5	61.6	59.4	60.5	58.0
Top Speed [km/h]	65.6	65.4	63.1	60.3	61.5	59.8
Avg. Dist. to Rail [m]	7.5	1.6	0.5	0.5	0.4	0.5
Avg. Stride Freq. [Hz]	2.5	2.4	2.4	2.3	2.4	2.3
Avg. Stride Length [m]	6.6	7.6	7.4	7.3	7.1	7.1



[] Ranking at each section and finish
 -.-.- No data available at this section
 NA No data available

Horse/Jockey Name	I'm Nelson/Stacey Callow
Finish Rank	2
Fastest Section Time (Section)	0:11.13 (1000-800)
Top Speed [km/h] (Section)	66.7 (1000-800)
Race State	Finished



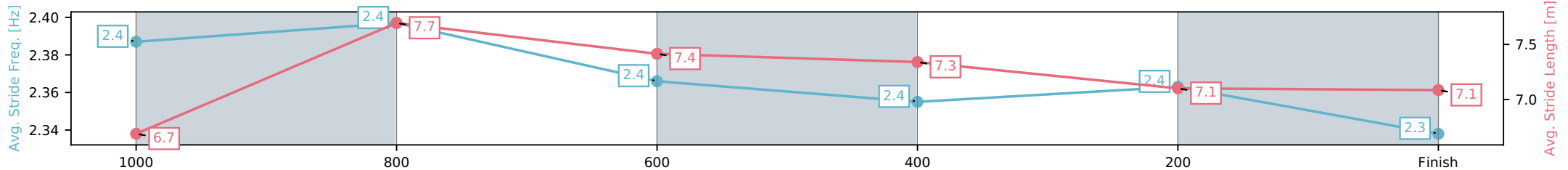
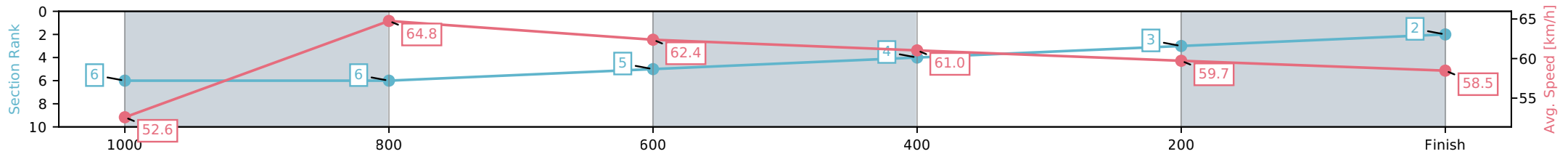
Toowoomba QLD --Professional-2026-04-11
 Race 4: PLATINUM GLASS & SECURITY QTIS Three-Year-Old
 BENCHMARK 60 Handicap - 1200m



11 April 2026 - 7:13PM

Track Rating: Good 4, Weather: Fine, Rail Position: +5m Entire Circuit

Section	L1200	L1000	L800	L600	L400	L200
Section Times	1:14.15 (0:14.97)	0:59.18 [6] (0:11.13)	0:48.05 [5] (0:11.51)	0:36.54 [4] (0:11.87)	0:24.67 [3] (0:12.20)	0:12.47 [2] (0:12.47)
Average Speed [km/h]	52.6	64.8	62.4	61.0	59.7	58.5
Top Speed [km/h]	66.4	66.7	63.4	62.1	60.8	59.9
Avg. Dist. to Rail [m]	4.5	0.7	0.8	1.3	3.3	2.8
Avg. Stride Freq. [Hz]	2.4	2.4	2.4	2.4	2.4	2.3
Avg. Stride Length [m]	6.7	7.7	7.4	7.3	7.1	7.1



- [] Ranking at each section and finish
- :-:- No data available at this section
- NA No data available

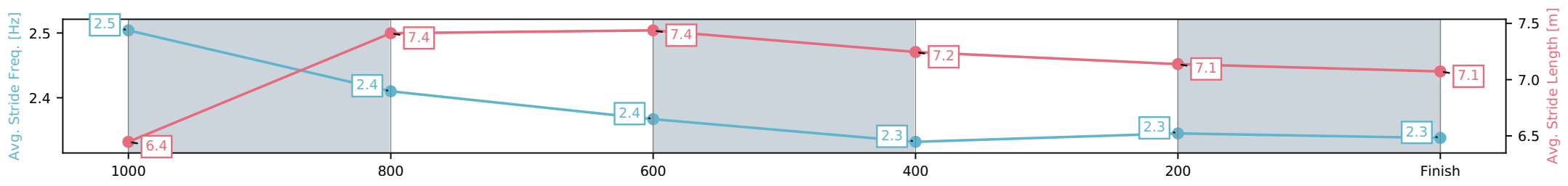
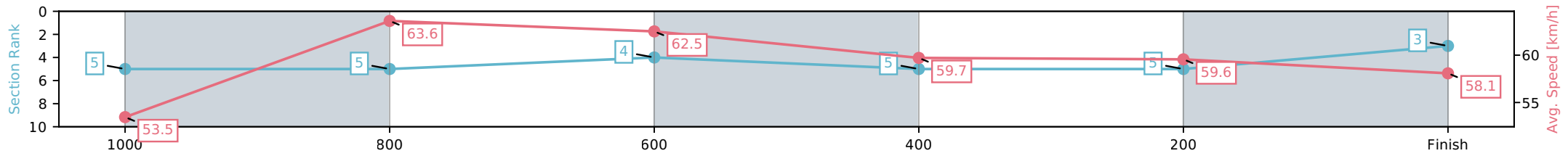
Horse/Jockey Name	Do What I Say/Kelsey Lenton
Finish Rank	3
Fastest Section Time (Section)	0:11.37 (1000-800)
Top Speed [km/h] (Section)	64.6 (1200 - 1000)
Race State	Finished



Toowoomba QLD --Professional-2026-04-11
 Race 4: PLATINUM GLASS & SECURITY QTIS Three-Year-Old
 BENCHMARK 60 Handicap - 1200m
 11 April 2026 - 7:13PM
 Track Rating: Good 4, Weather: Fine, Rail Position: +5m Entire Circuit



Section	L1200	L1000	L800	L600	L400	L200
Section Times	1:14.19 (0:14.62)	0:59.56 [5] (0:11.37)	0:48.20 [4] (0:11.55)	0:36.64 [5] (0:12.10)	0:24.54 [5] (0:12.10)	0:12.44 [3] (0:12.44)
Average Speed [km/h]	53.5	63.6	62.5	59.7	59.6	58.1
Top Speed [km/h]	64.6	64.6	63.7	61.2	60.5	60.0
Avg. Dist. to Rail [m]	4.1	1.3	1.4	0.4	0.5	1.3
Avg. Stride Freq. [Hz]	2.5	2.4	2.4	2.3	2.3	2.3
Avg. Stride Length [m]	6.4	7.4	7.4	7.2	7.1	7.1



[] Ranking at each section and finish
 -:-:- No data available at this section
 NA No data available

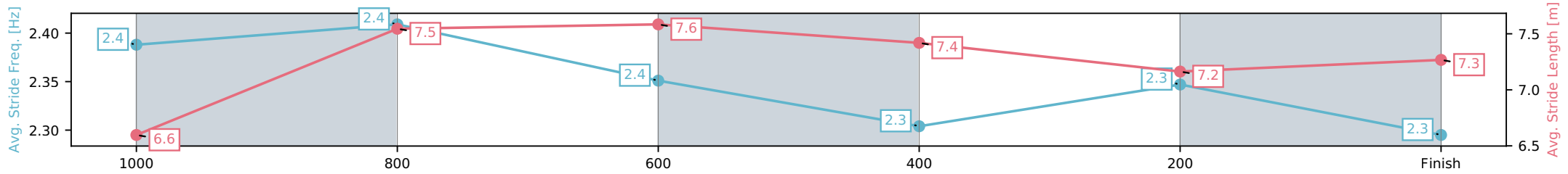
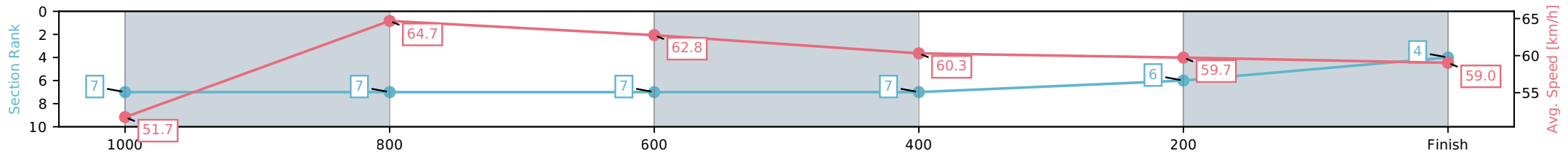
Horse/Jockey Name	Mister Mighty/Georgina Cartwright
Finish Rank	4
Fastest Section Time (Section)	0:11.22 (1000-800)
Top Speed [km/h] (Section)	66.1 (1000-800)
Race State	Finished



Toowoomba QLD --Professional-2026-04-11
 Race 4: PLATINUM GLASS & SECURITY QTIS Three-Year-Old
 BENCHMARK 60 Handicap - 1200m
 11 April 2026 - 7:13PM
 Track Rating: Good 4, Weather: Fine, Rail Position: +5m Entire Circuit



Section	L1200	L1000	L800	L600	L400	L200
Section Times	1:14.38 (0:14.98)	0:59.40 [7] (0:11.22)	0:48.17 [7] (0:11.54)	0:36.63 [7] (0:12.08)	0:24.54 [6] (0:12.14)	0:12.41 [4] (0:12.41)
Average Speed [km/h]	51.7	64.7	62.8	60.3	59.7	59.0
Top Speed [km/h]	65.8	66.1	64.3	61.4	61.3	60.1
Avg. Dist. to Rail [m]	5.9	2.3	2.4	2.0	2.1	0.9
Avg. Stride Freq. [Hz]	2.4	2.4	2.4	2.3	2.3	2.3
Avg. Stride Length [m]	6.6	7.5	7.6	7.4	7.2	7.3



[] Ranking at each section and finish
 -:-:- No data available at this section
 NA No data available

Horse/Jockey Name	City Of Tears/Courtney Bellamy
Finish Rank	5
Fastest Section Time (Section)	0:11.23 (1000-800)
Top Speed [km/h] (Section)	67.3 (1200 - 1000)
Race State	Finished



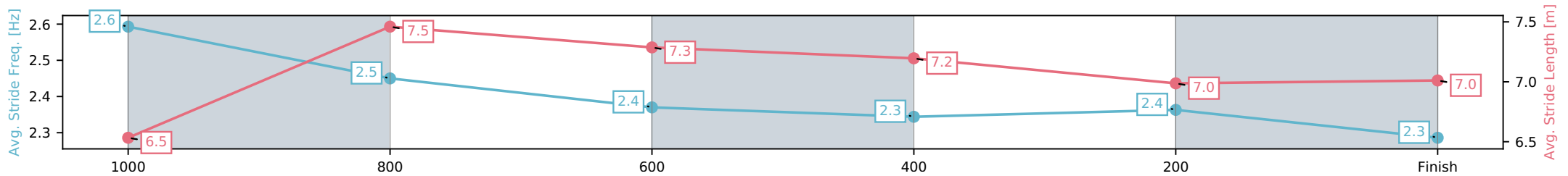
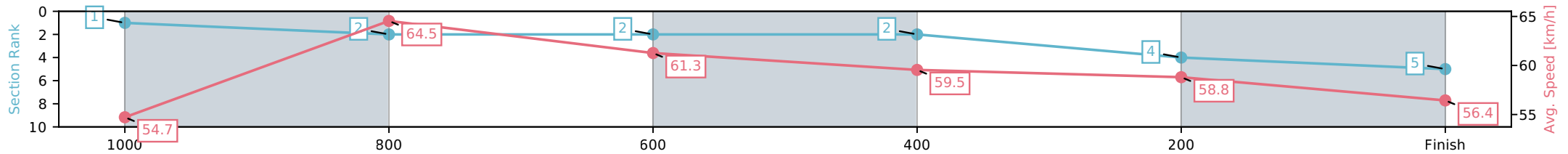
Toowoomba QLD --Professional-2026-04-11
 Race 4: PLATINUM GLASS & SECURITY QTIS Three-Year-Old
 BENCHMARK 60 Handicap - 1200m



11 April 2026 - 7:13PM

Track Rating: Good 4, Weather: Fine, Rail Position: +5m Entire Circuit

Section	L1200	L1000	L800	L600	L400	L200
Section Times	1:14.64 (0:14.28)	1:00.36 [2] (0:11.23)	0:49.14 [2] (0:11.77)	0:37.37 [2] (0:12.14)	0:25.23 [4] (0:12.31)	0:12.93 [5] (0:12.93)
Average Speed [km/h]	54.7	64.5	61.3	59.5	58.8	56.4
Top Speed [km/h]	67.3	65.7	62.2	60.9	59.4	58.8
Avg. Dist. to Rail [m]	7.5	2.3	0.4	0.7	1.6	1.3
Avg. Stride Freq. [Hz]	2.6	2.5	2.4	2.3	2.4	2.3
Avg. Stride Length [m]	6.5	7.5	7.3	7.2	7.0	7.0



[] Ranking at each section and finish
 -:-:- No data available at this section
 NA No data available

Horse/Jockey Name	Krumac/Damien Boche
Finish Rank	6
Fastest Section Time (Section)	0:11.29 (1000-800)
Top Speed [km/h] (Section)	66.2 (1200 - 1000)
Race State	Finished



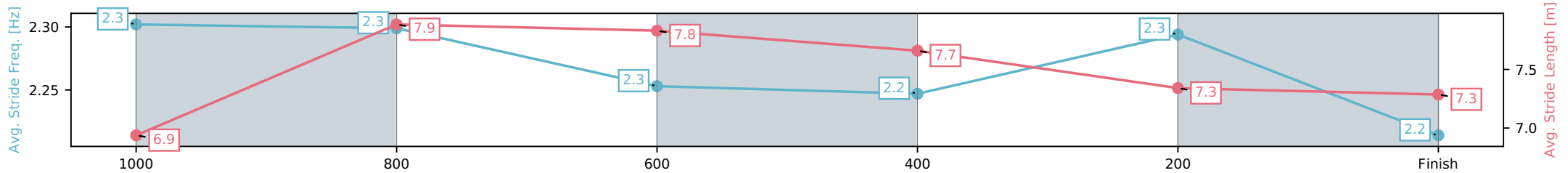
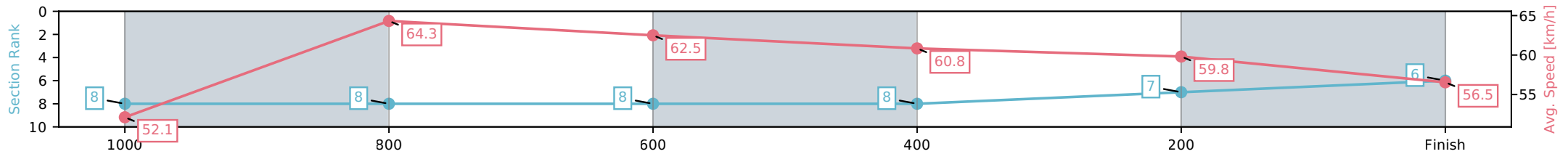
Toowoomba QLD --Professional-2026-04-11
 Race 4: PLATINUM GLASS & SECURITY QTIS Three-Year-Old
 BENCHMARK 60 Handicap - 1200m



11 April 2026 - 7:13PM

Track Rating: Good 4, Weather: Fine, Rail Position: +5m Entire Circuit

Section	L1200	L1000	L800	L600	L400	L200
Section Times	1:14.85 (0:15.09)	0:59.76 [8] (0:11.29)	0:48.47 [8] (0:11.52)	0:36.95 [8] (0:11.94)	0:25.01 [7] (0:12.18)	0:12.83 [6] (0:12.83)
Average Speed [km/h]	52.1	64.3	62.5	60.8	59.8	56.5
Top Speed [km/h]	66.2	66.0	64.2	62.4	61.1	59.2
Avg. Dist. to Rail [m]	7.6	2.7	0.4	1.7	4.0	4.5
Avg. Stride Freq. [Hz]	2.3	2.3	2.3	2.2	2.3	2.2
Avg. Stride Length [m]	6.9	7.9	7.8	7.7	7.3	7.3



- [] Ranking at each section and finish
- :-:- No data available at this section
- NA No data available

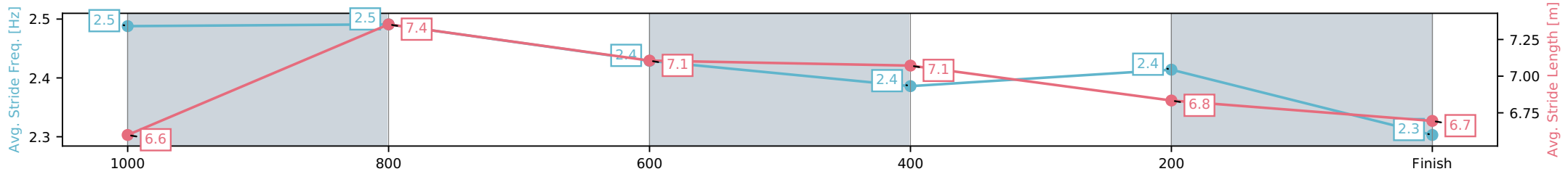
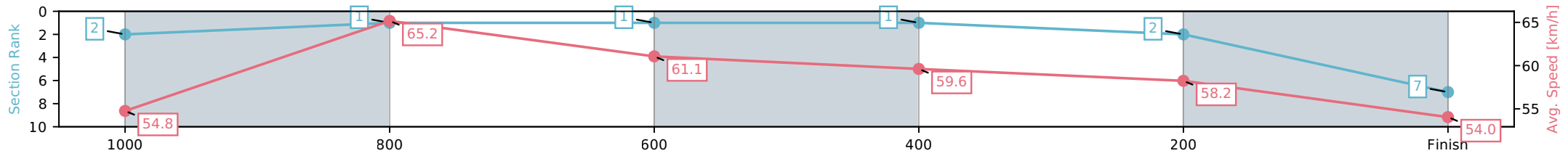
Horse/Jockey Name	Elronte/Olivia Kendal
Finish Rank	7
Fastest Section Time (Section)	0:11.10 (1000-800)
Top Speed [km/h] (Section)	66.8 (1200 - 1000)
Race State	Finished



Toowoomba QLD --Professional-2026-04-11
 Race 4: PLATINUM GLASS & SECURITY QTIS Three-Year-Old
 BENCHMARK 60 Handicap - 1200m
 11 April 2026 - 7:13PM
 Track Rating: Good 4, Weather: Fine, Rail Position: +5m Entire Circuit



Section	L1200	L1000	L800	L600	L400	L200
Section Times	1:15.09 (0:14.32)	1:00.77 [1] (0:11.10)	0:49.67 [1] (0:11.80)	0:37.87 [1] (0:12.07)	0:25.81 [2] (0:12.34)	0:13.47 [7] (0:13.47)
Average Speed [km/h]	54.8	65.2	61.1	59.6	58.2	54.0
Top Speed [km/h]	66.8	66.6	62.3	60.8	59.0	56.4
Avg. Dist. to Rail [m]	4.7	1.6	0.4	0.3	0.6	0.3
Avg. Stride Freq. [Hz]	2.5	2.5	2.4	2.4	2.4	2.3
Avg. Stride Length [m]	6.6	7.4	7.1	7.1	6.8	6.7



[] Ranking at each section and finish
 -:-:- No data available at this section
 NA No data available

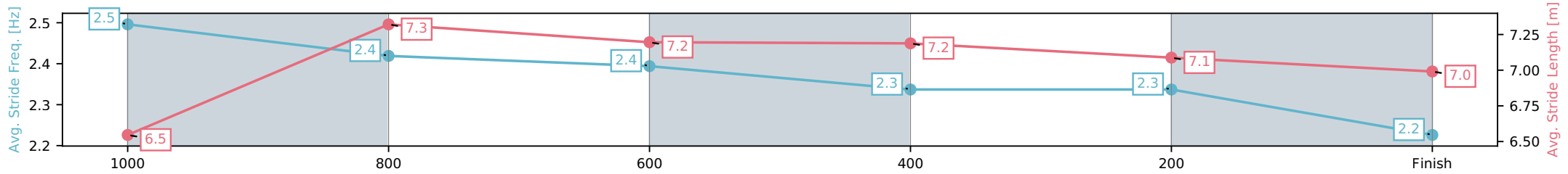
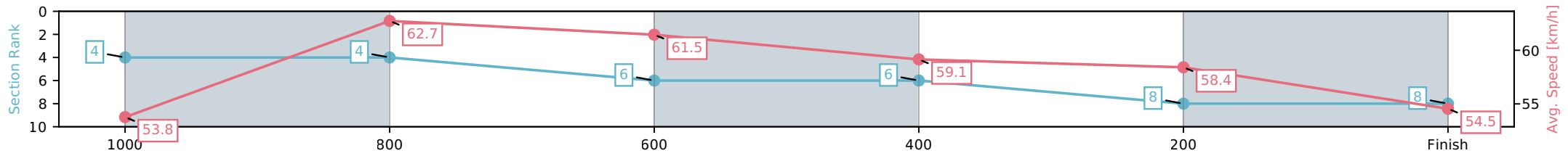
Horse/Jockey Name	Spiritoftheworld/Bella Youngberry
Finish Rank	8
Fastest Section Time (Section)	0:11.49 (1000-800)
Top Speed [km/h] (Section)	64.8 (1000-800)
Race State	Finished



Toowoomba QLD --Professional-2026-04-11
 Race 4: PLATINUM GLASS & SECURITY QTIS Three-Year-Old
 BENCHMARK 60 Handicap - 1200m
 11 April 2026 - 7:13PM
 Track Rating: Good 4, Weather: Fine, Rail Position: +5m Entire Circuit



Section	L1200	L1000	L800	L600	L400	L200
Section Times	1:15.22 (0:14.46)	1:00.76 [4] (0:11.49)	0:49.27 [6] (0:11.68)	0:37.59 [6] (0:12.15)	0:25.44 [8] (0:12.31)	0:13.12 [8] (0:13.12)
Average Speed [km/h]	53.8	62.7	61.5	59.1	58.4	54.5
Top Speed [km/h]	64.8	64.8	62.2	60.5	59.8	56.6
Avg. Dist. to Rail [m]	5.3	0.8	0.8	0.3	0.7	0.9
Avg. Stride Freq. [Hz]	2.5	2.4	2.4	2.3	2.3	2.2
Avg. Stride Length [m]	6.5	7.3	7.2	7.2	7.1	7.0



[] Ranking at each section and finish
 -.-.- No data available at this section
 NA No data available



Toowoomba QLD

Race 5: FLORENCE & MARABEL Fillies & Mares BENCHMARK 60 Handicap - 1300m

11 April 2026 - 7:45PM

Track Rating: Good 4, Weather: Fine, Rail Position: +5m Entire Circuit



Field Times (Race Tempo) 1:20.13 1:11.61 1:00.60 0:48.82 0:36.83 0:24.47 0:12.48
 (0:08.52) (0:11.01) (0:11.78) (0:11.99) (0:12.36) (0:11.99) (0:12.48)

Rank	TAB#	Horse	Overall Time	First 400m	Top Speed km/h (Section)	L1300	L1200	L1000	L800	L600	L400	L200	
	(BAR#)	Jockey	Margin (DT-W)	Last 600m	Fastest Section (Time)	Start - 1200	1200 - 1000	1000 - 800	800 - 600	600 - 400	400 - 200	200 - Finish	
1	1	Madalsa	1:20.13	0:26.32	64.5 (1200-1000)	1:20.13	1:11.00 [7]	0:59.57 [6]	0:47.91 [6]	0:36.01 [6]	0:24.12 [5]	0:12.22 [2]	
	(7)	Chloe Lowe		0:36.02	1200-1000 (0:11.42)	(0:09.14)	(0:11.42)	(0:11.66)	(0:11.90)	(0:11.89)	(0:11.91)	(0:12.22)	
2	4	Esprit Du Jour	1:20.14	0:25.63	65.9 (1200-1000)	1:20.14	1:11.36 [3]	1:00.26 [3]	0:48.47 [3]	0:36.44 [3]	0:24.40 [2]	0:12.49 [1]	
	(4)	Bella Youngberry	0.1L (-2)	0:36.44	1200-1000 (0:11.10)	(0:08.78)	(0:11.10)	(0:11.79)	(0:12.04)	(0:12.04)	(0:11.91)	(0:12.49)	
3	3	Porrista	1:20.53	0:25.29	66.1 (1200-1000)	1:20.53	1:12.01 [1]	1:01.00 [1]	0:49.22 [1]	0:37.23 [1]	0:24.87 [1]	0:12.56 [3]	
	(6)	Rob Thorburn	2.3L (+5)	0:37.23	1200-1000 (0:11.01)	(0:08.52)	(0:11.01)	(0:11.78)	(0:11.99)	(0:12.36)	(0:12.31)	(0:12.56)	
4	9	She's Brutal	1:20.87	0:25.86	65.9 (1200-1000)	1:20.87	1:12.05 [4]	1:00.86 [4]	0:49.04 [4]	0:37.02 [4]	0:24.87 [4]	0:12.60 [4]	
	(5)	Gary Geran	4.3L (+6)	0:37.03	1200-1000 (0:11.19)	(0:08.82)	(0:11.19)	(0:11.82)	(0:12.01)	(0:12.16)	(0:12.27)	(0:12.60)	
5	6	Think Romance	1:20.88	0:25.64	65.9 (1200-1000)	1:20.88	1:12.25 [2]	1:01.08 [2]	0:49.26 [2]	0:37.26 [2]	0:24.89 [3]	0:12.34 [7]	
	(9)	Brandon Lerena	4.4L (+1)	0:37.25	1200-1000 (0:11.17)	(0:08.63)	(0:11.17)	(0:11.82)	(0:12.00)	(0:12.36)	(0:12.55)	(0:12.34)	
6	5	Rubaahy	1:20.97	0:26.11	64.8 (1200-1000)	1:20.97	1:12.02 [5]	1:00.70 [5]	0:48.87 [5]	0:36.91 [5]	0:24.87 [6]	0:12.64 [5]	
	(8)	Kenji Yoshida	4.9L (+8)	0:36.92	1200-1000 (0:11.32)	(0:08.96)	(0:11.32)	(0:11.82)	(0:11.96)	(0:12.04)	(0:12.24)	(0:12.64)	
7	8	Crypt De Pin	1:21.02	0:26.57	62.4 (1200-1000)	1:21.02	1:11.96 [6]	1:00.24 [7]	0:48.48 [7]	0:36.52 [7]	0:24.52 [7]	0:12.50 [6]	
	(3)	Courtney Bellamy	5.2L (+0)	0:36.51	1200-1000 (0:11.71)	(0:09.06)	(0:11.71)	(0:11.76)	(0:11.96)	(0:11.99)	(0:12.02)	(0:12.50)	
8	2	Prophet Of Boom	1:21.25	0:27.29	62.7 (1200-1000)	1:21.25	1:11.62 [9]	0:59.94 [9]	0:48.02 [9]	0:36.00 [9]	0:24.12 [9]	0:12.25 [8]	
	(2)	Kelsey Lenton	6.6L (+3)	0:36.01	1200-1000 (0:11.68)	(0:09.63)	(0:11.68)	(0:11.92)	(0:12.02)	(0:11.89)	(0:11.87)	(0:12.25)	
9	7	Lavoni	1:23.32	0:26.83	62.9 (1200-1000)	1:23.32	1:13.94 [8]	1:02.32 [8]	0:50.52 [8]	0:38.44 [8]	0:26.27 [8]	0:13.82 [9]	
	(1)	Olivia Webb	18.7L (+0)	0:38.44	1200-1000 (0:11.62)	(0:09.38)	(0:11.62)	(0:11.79)	(0:12.08)	(0:12.17)	(0:12.45)	(0:13.82)	

Scratched: Duchess Bree (#10), Gendarmerie (#11)

Report Created: Sat 11 April 2026

(Note: Races are conducted over an approximate distance as close as possible to the advertised distance, and recorded data may vary accordingly. Official times refer to race times only and do not include handicap times.)

[] Position in running at each section and finish TAB# Saddle cloth number
 -:-:- No data available at this section BAR# Barrier/Gate Position
 NA No data available DNF Did not finish
 DNT Did not track DT-W Distance travelled compared to winner in metres

Fastest split
 Fastest section

Horse/Jockey Name	Madalsa/Chloe Lowe
Finish Rank	1
Fastest Section Time (Section)	0:11.42 (1200-1000)
Top Speed [km/h] (Section)	64.5 (1200-1000)
Race State	Finished



Toowoomba QLD --Professional-2026-04-11

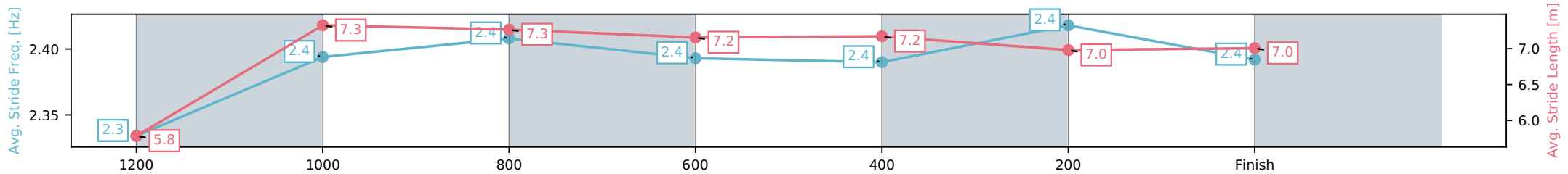
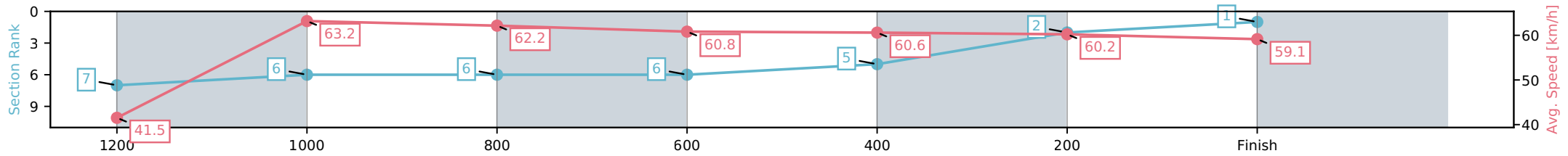
Race 5: FLORENCE & MARABEL Fillies & Mares
BENCHMARK 60 Handicap - 1300m



11 April 2026 - 7:45PM

Track Rating: Good 4, Weather: Fine, Rail Position: +5m Entire Circuit

Section	L1300	L1200	L1000	L800	L600	L400	L200
Section Times	1:20.13 (0:09.14)	1:11.00 [6] (0:11.42)	0:59.57 [6] (0:11.66)	0:47.91 [6] (0:11.90)	0:36.01 [5] (0:11.89)	0:24.12 [2] (0:11.91)	0:12.22 [1] (0:12.22)
Average Speed [km/h]	41.5	63.2	62.2	60.8	60.6	60.2	59.1
Top Speed [km/h]	59.4	64.5	63.8	61.6	61.6	60.6	60.1
Avg. Dist. to Rail [m]	8.7	4.5	2.1	1.6	0.8	1.1	1.7
Avg. Stride Freq. [Hz]	2.3	2.4	2.4	2.4	2.4	2.4	2.4
Avg. Stride Length [m]	5.8	7.3	7.3	7.2	7.2	7.0	7.0



[] Ranking at each section and finish
 -:-:- No data available at this section
 NA No data available

Horse/Jockey Name	Esprit Du Jour/Bella Youngberry
Finish Rank	2
Fastest Section Time (Section)	0:11.10 (1200-1000)
Top Speed [km/h] (Section)	65.9 (1200-1000)
Race State	Finished



Toowoomba QLD --Professional-2026-04-11

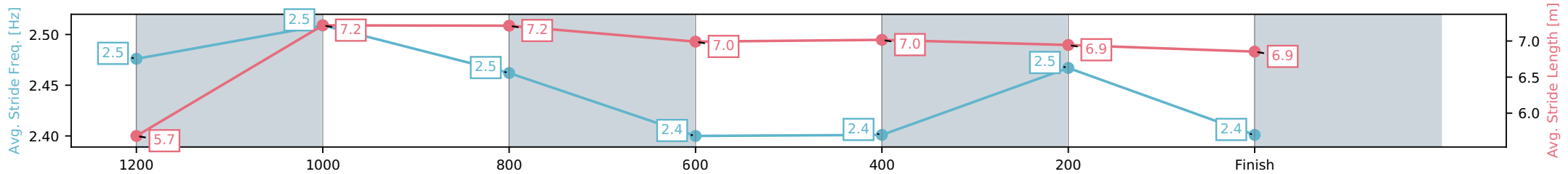
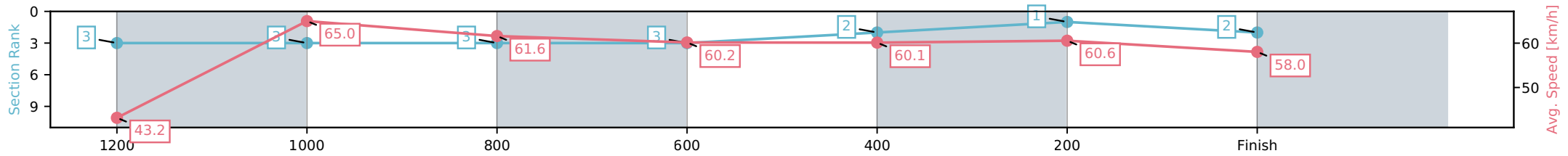
Race 5: FLORENCE & MARABEL Fillies & Mares
BENCHMARK 60 Handicap - 1300m



11 April 2026 - 7:45PM

Track Rating: Good 4, Weather: Fine, Rail Position: +5m Entire Circuit

Section	L1300	L1200	L1000	L800	L600	L400	L200
Section Times	1:20.14 (0:08.78)	1:11.36 [3] (0:11.10)	1:00.26 [3] (0:11.79)	0:48.47 [3] (0:12.04)	0:36.44 [2] (0:12.04)	0:24.40 [1] (0:11.91)	0:12.49 [2] (0:12.49)
Average Speed [km/h]	43.2	65.0	61.6	60.2	60.1	60.6	58.0
Top Speed [km/h]	62.0	65.9	63.6	60.5	60.6	61.0	60.1
Avg. Dist. to Rail [m]	5.1	2.7	2.3	1.5	1.0	0.7	0.8
Avg. Stride Freq. [Hz]	2.5	2.5	2.5	2.4	2.4	2.5	2.4
Avg. Stride Length [m]	5.7	7.2	7.2	7.0	7.0	6.9	6.9



[] Ranking at each section and finish
 -:-:- No data available at this section
 NA No data available

Horse/Jockey Name	Porrista/Rob Thorburn
Finish Rank	3
Fastest Section Time (Section)	0:11.01 (1200-1000)
Top Speed [km/h] (Section)	66.1 (1200-1000)
Race State	Finished



Toowoomba QLD --Professional-2026-04-11

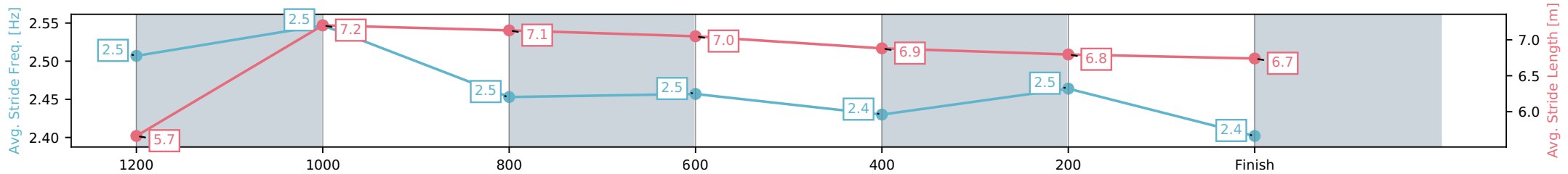
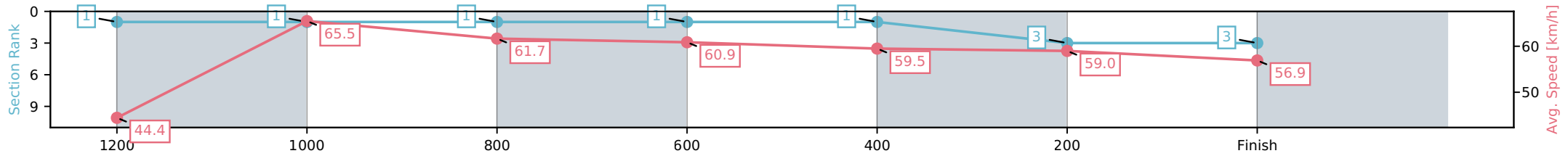
Race 5: FLORENCE & MARABEL Fillies & Mares
BENCHMARK 60 Handicap - 1300m



11 April 2026 - 7:45PM

Track Rating: Good 4, Weather: Fine, Rail Position: +5m Entire Circuit

Section	L1300	L1200	L1000	L800	L600	L400	L200
Section Times	1:20.53 (0:08.52)	1:12.01 [1] (0:11.01)	1:01.00 [1] (0:11.78)	0:49.22 [1] (0:11.99)	0:37.23 [1] (0:12.36)	0:24.87 [3] (0:12.31)	0:12.56 [3] (0:12.56)
Average Speed [km/h]	44.4	65.5	61.7	60.9	59.5	59.0	56.9
Top Speed [km/h]	62.9	66.1	64.4	61.5	60.7	59.7	59.2
Avg. Dist. to Rail [m]	6.7	2.9	2.4	3.7	4.0	2.8	1.7
Avg. Stride Freq. [Hz]	2.5	2.5	2.5	2.5	2.4	2.5	2.4
Avg. Stride Length [m]	5.7	7.2	7.1	7.0	6.9	6.8	6.7



[] Ranking at each section and finish
 -:-:- No data available at this section
 NA No data available

Horse/Jockey Name	She's Brutal/Gary Geran
Finish Rank	4
Fastest Section Time (Section)	0:11.19 (1200-1000)
Top Speed [km/h] (Section)	65.9 (1200-1000)
Race State	Finished



Toowoomba QLD --Professional-2026-04-11

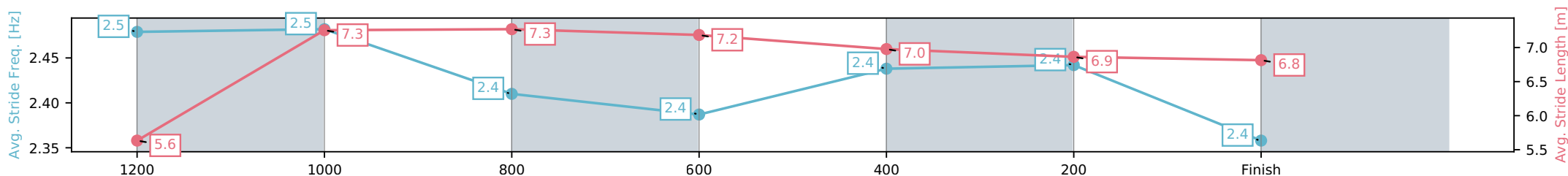
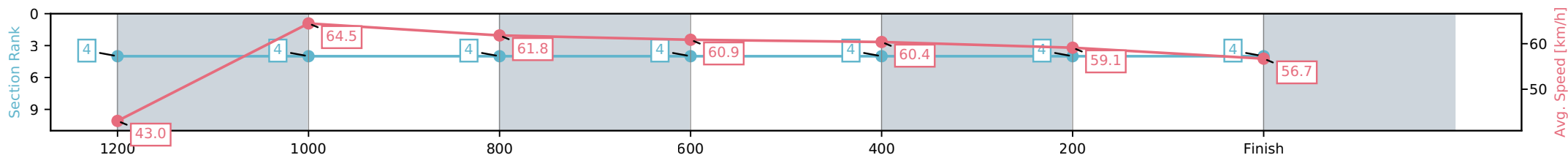
Race 5: FLORENCE & MARABEL Fillies & Mares
BENCHMARK 60 Handicap - 1300m



11 April 2026 - 7:45PM

Track Rating: Good 4, Weather: Fine, Rail Position: +5m Entire Circuit

Section	L1300	L1200	L1000	L800	L600	L400	L200
Section Times	1:20.87 (0:08.82)	1:12.05 [4] (0:11.19)	1:00.86 [4] (0:11.82)	0:49.04 [4] (0:12.01)	0:37.02 [4] (0:12.16)	0:24.87 [4] (0:12.27)	0:12.60 [4] (0:12.60)
Average Speed [km/h]	43.0	64.5	61.8	60.9	60.4	59.1	56.7
Top Speed [km/h]	61.1	65.9	63.7	61.6	61.6	59.7	58.0
Avg. Dist. to Rail [m]	6.8	4.6	4.2	4.4	3.8	1.9	2.4
Avg. Stride Freq. [Hz]	2.5	2.5	2.4	2.4	2.4	2.4	2.4
Avg. Stride Length [m]	5.6	7.3	7.3	7.2	7.0	6.9	6.8



- [] Ranking at each section and finish
- :-:- No data available at this section
- NA No data available

Horse/Jockey Name	Think Romance/Brandon Lerena
Finish Rank	5
Fastest Section Time (Section)	0:11.17 (1200-1000)
Top Speed [km/h] (Section)	65.9 (1200-1000)
Race State	Finished



Toowoomba QLD --Professional-2026-04-11

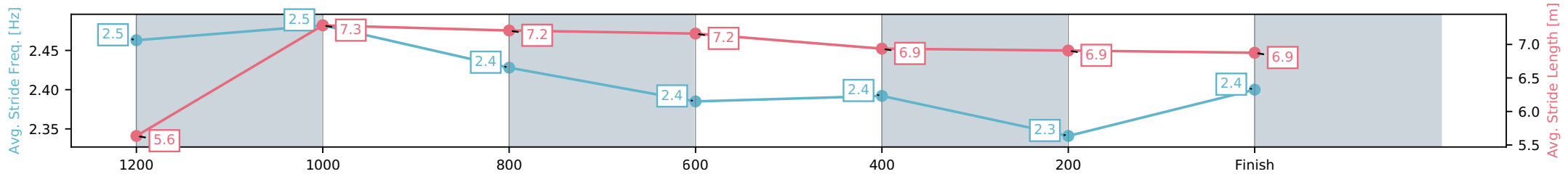
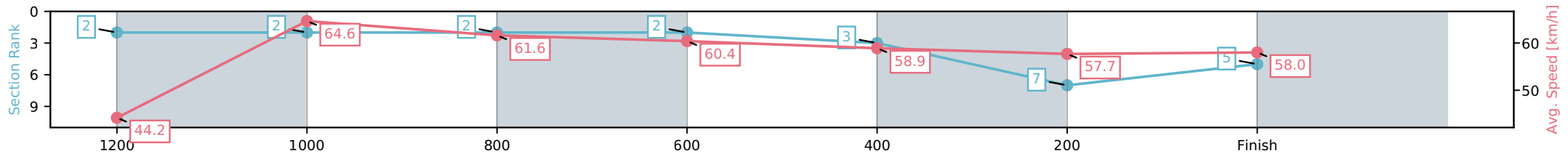
Race 5: FLORENCE & MARABEL Fillies & Mares
BENCHMARK 60 Handicap - 1300m



11 April 2026 - 7:45PM

Track Rating: Good 4, Weather: Fine, Rail Position: +5m Entire Circuit

Section	L1300	L1200	L1000	L800	L600	L400	L200
Section Times	1:20.88 (0:08.63)	1:12.25 [2] (0:11.17)	1:01.08 [2] (0:11.82)	0:49.26 [2] (0:12.00)	0:37.26 [3] (0:12.36)	0:24.89 [7] (0:12.55)	0:12.34 [5] (0:12.34)
Average Speed [km/h]	44.2	64.6	61.6	60.4	58.9	57.7	58.0
Top Speed [km/h]	61.9	65.9	62.2	60.7	60.4	59.0	58.8
Avg. Dist. to Rail [m]	11.4	5.3	3.3	2.0	2.3	1.6	1.2
Avg. Stride Freq. [Hz]	2.5	2.5	2.4	2.4	2.4	2.3	2.4
Avg. Stride Length [m]	5.6	7.3	7.2	7.2	6.9	6.9	6.9



[] Ranking at each section and finish
 -:-:- No data available at this section
 NA No data available

Horse/Jockey Name	Rubaahy/Kenji Yoshida
Finish Rank	6
Fastest Section Time (Section)	0:11.32 (1200-1000)
Top Speed [km/h] (Section)	64.8 (1200-1000)
Race State	Finished



Toowoomba QLD --Professional-2026-04-11

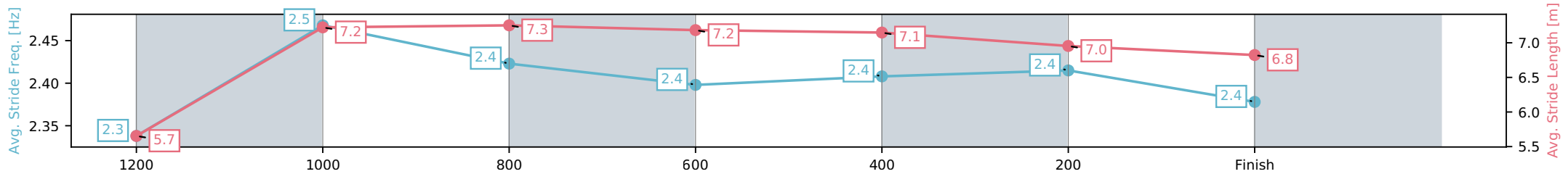
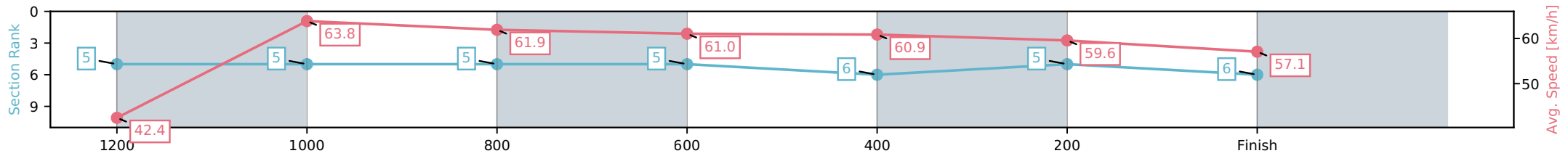
Race 5: FLORENCE & MARABEL Fillies & Mares
BENCHMARK 60 Handicap - 1300m



11 April 2026 - 7:45PM

Track Rating: Good 4, Weather: Fine, Rail Position: +5m Entire Circuit

Section	L1300	L1200	L1000	L800	L600	L400	L200
Section Times	1:20.97 (0:08.96)	1:12.02 [5] (0:11.32)	1:00.70 [5] (0:11.82)	0:48.87 [5] (0:11.96)	0:36.91 [6] (0:12.04)	0:24.87 [5] (0:12.24)	0:12.64 [6] (0:12.64)
Average Speed [km/h]	42.4	63.8	61.9	61.0	60.9	59.6	57.1
Top Speed [km/h]	59.9	64.8	64.0	63.2	61.9	60.8	58.4
Avg. Dist. to Rail [m]	10.7	5.9	4.6	4.4	3.4	3.7	4.7
Avg. Stride Freq. [Hz]	2.3	2.5	2.4	2.4	2.4	2.4	2.4
Avg. Stride Length [m]	5.7	7.2	7.3	7.2	7.1	7.0	6.8



[] Ranking at each section and finish
 -:-:- No data available at this section
 NA No data available

Horse/Jockey Name	Crypt De Pin/Courtney Bellamy
Finish Rank	7
Fastest Section Time (Section)	0:11.71 (1200-1000)
Top Speed [km/h] (Section)	62.4 (1200-1000)
Race State	Finished



Toowoomba QLD --Professional-2026-04-11

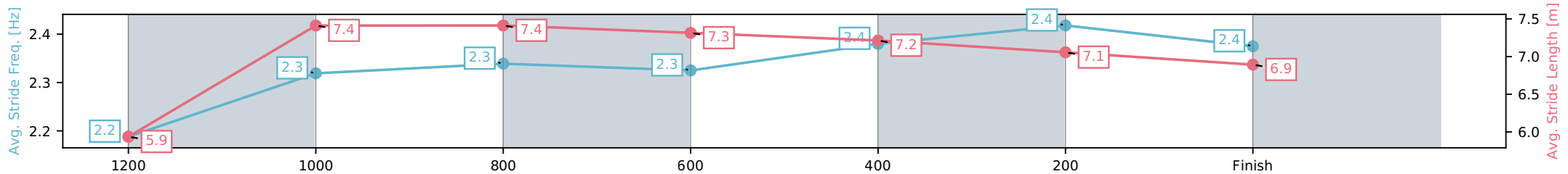
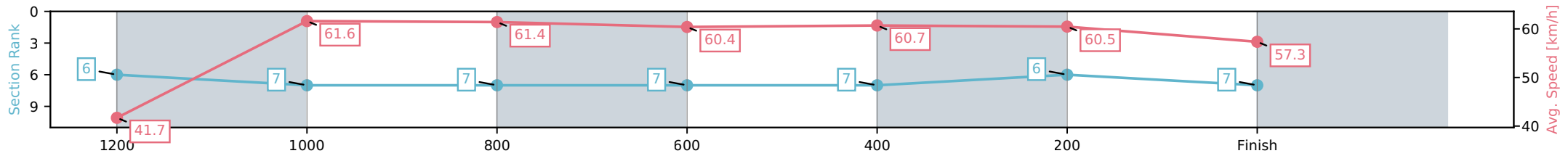
Race 5: FLORENCE & MARABEL Fillies & Mares
BENCHMARK 60 Handicap - 1300m



11 April 2026 - 7:45PM

Track Rating: Good 4, Weather: Fine, Rail Position: +5m Entire Circuit

Section	L1300	L1200	L1000	L800	L600	L400	L200
Section Times	1:21.02 (0:09.06)	1:11.96 [7] (0:11.71)	1:00.24 [7] (0:11.76)	0:48.48 [7] (0:11.96)	0:36.52 [7] (0:11.99)	0:24.52 [6] (0:12.02)	0:12.50 [7] (0:12.50)
Average Speed [km/h]	41.7	61.6	61.4	60.4	60.7	60.5	57.3
Top Speed [km/h]	57.5	62.4	62.3	61.2	61.1	61.3	59.5
Avg. Dist. to Rail [m]	3.8	2.2	1.5	1.4	2.0	3.2	4.4
Avg. Stride Freq. [Hz]	2.2	2.3	2.3	2.3	2.4	2.4	2.4
Avg. Stride Length [m]	5.9	7.4	7.4	7.3	7.2	7.1	6.9



[] Ranking at each section and finish
 -:-:- No data available at this section
 NA No data available

Horse/Jockey Name	Prophet Of Boom/Kelsey Lenton
Finish Rank	8
Fastest Section Time (Section)	0:11.68 (1200-1000)
Top Speed [km/h] (Section)	62.7 (1200-1000)
Race State	Finished



Toowoomba QLD --Professional-2026-04-11

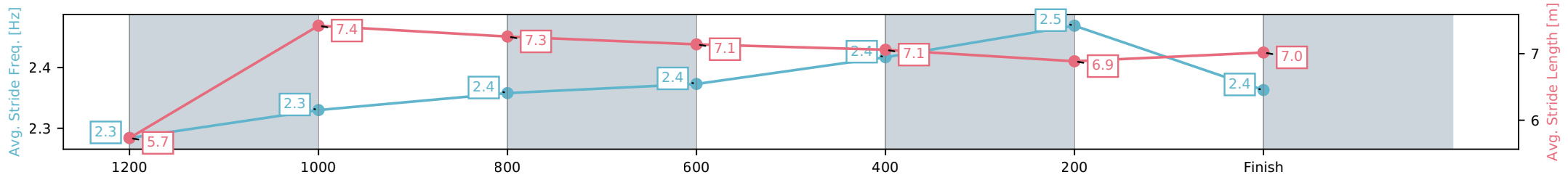
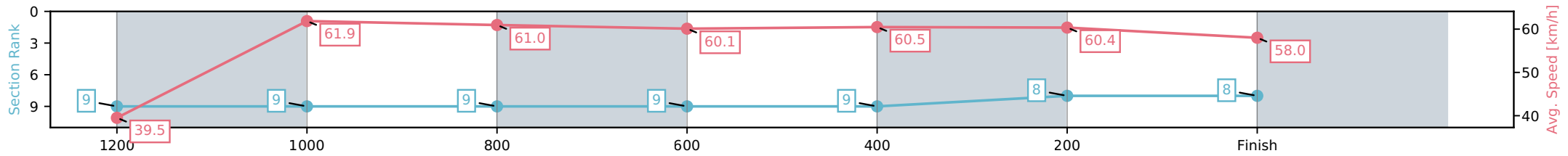
Race 5: FLORENCE & MARABEL Fillies & Mares
BENCHMARK 60 Handicap - 1300m



11 April 2026 - 7:45PM

Track Rating: Good 4, Weather: Fine, Rail Position: +5m Entire Circuit

Section	L1300	L1200	L1000	L800	L600	L400	L200
Section Times	1:21.25 (0:09.63)	1:11.62 [9] (0:11.68)	0:59.94 [9] (0:11.92)	0:48.02 [9] (0:12.02)	0:36.00 [9] (0:11.89)	0:24.12 [8] (0:11.87)	0:12.25 [8] (0:12.25)
Average Speed [km/h]	39.5	61.9	61.0	60.1	60.5	60.4	58.0
Top Speed [km/h]	58.3	62.7	61.7	61.5	61.1	60.7	60.5
Avg. Dist. to Rail [m]	5.3	3.5	2.6	1.1	0.4	2.1	4.0
Avg. Stride Freq. [Hz]	2.3	2.3	2.4	2.4	2.4	2.5	2.4
Avg. Stride Length [m]	5.7	7.4	7.3	7.1	7.1	6.9	7.0



[] Ranking at each section and finish
 -:-:- No data available at this section
 NA No data available

Horse/Jockey Name	Lavoni/Olivia Webb
Finish Rank	9
Fastest Section Time (Section)	0:11.62 (1200-1000)
Top Speed [km/h] (Section)	62.9 (1200-1000)
Race State	Finished



Toowoomba QLD --Professional-2026-04-11

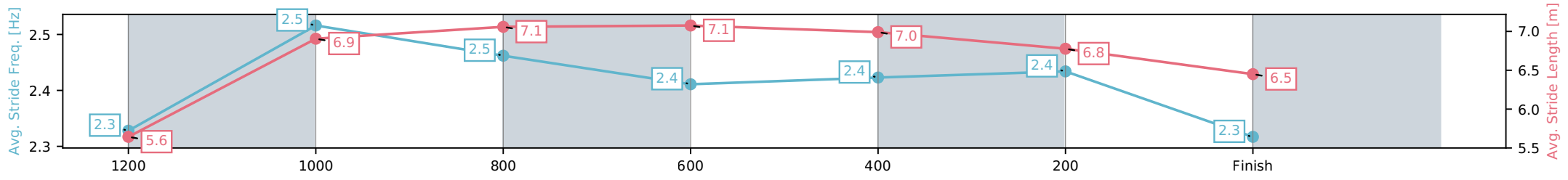
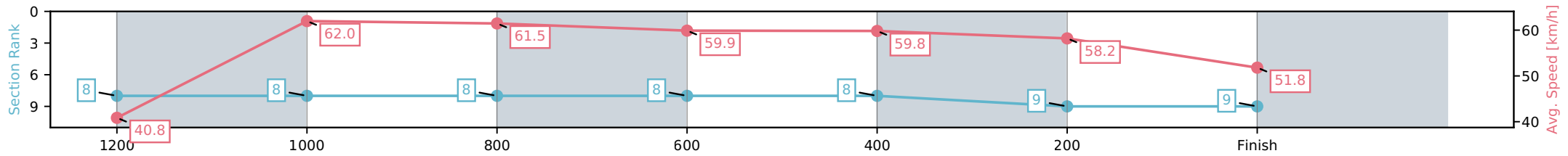
Race 5: FLORENCE & MARABEL Fillies & Mares
BENCHMARK 60 Handicap - 1300m



11 April 2026 - 7:45PM

Track Rating: Good 4, Weather: Fine, Rail Position: +5m Entire Circuit

Section	L1300	L1200	L1000	L800	L600	L400	L200
Section Times	1:23.32 (0:09.38)	1:13.94 [8] (0:11.62)	1:02.32 [8] (0:11.79)	0:50.52 [8] (0:12.08)	0:38.44 [8] (0:12.17)	0:26.27 [9] (0:12.45)	0:13.82 [9] (0:13.82)
Average Speed [km/h]	40.8	62.0	61.5	59.9	59.8	58.2	51.8
Top Speed [km/h]	59.0	62.9	62.5	60.7	60.8	59.1	55.9
Avg. Dist. to Rail [m]	4.1	1.9	1.7	2.1	2.1	1.7	1.6
Avg. Stride Freq. [Hz]	2.3	2.5	2.5	2.4	2.4	2.4	2.3
Avg. Stride Length [m]	5.6	6.9	7.1	7.1	7.0	6.8	6.5



[] Ranking at each section and finish
 -:-:- No data available at this section
 NA No data available



Toowoomba QLD

Race 6: SELECTED SEEDS QTIS Three-Year-Old Maiden Plate - 1200m

11 April 2026 - 8:15PM

Track Rating: Good 4, Weather: Fine, Rail Position: +5m Entire Circuit



Field Times (Race Tempo) 1:14.87 1:00.39 0:49.06 0:36.99 0:24.78 0:12.36
 (0:14.48) (0:11.33) (0:12.07) (0:12.20) (0:12.42) (0:12.36)

Rank	TAB#	Horse	Overall Time	First 400m	Top Speed km/h (Section)	L1200	L1000	L800	L600	L400	L200		
	(BAR#)	Jockey	Margin (DT-W)	Last 600m	Fastest Section (Time)	Start - 1000	1000 - 800	800 - 600	600 - 400	400 - 200	200 - Finish		
1	3	Rumble Town	1:14.87	0:26.01	66.5 (1200 - 1000)	1:14.87	1:00.29 [2]	0:48.86 [2]	0:36.75 [3]	0:24.61 [3]	0:12.36 [1]		
	(3)	Ashley Butler		0:36.75	1000-800 (0:11.43)	(0:14.58)	(0:11.43)	(0:12.11)	(0:12.14)	(0:12.25)	(0:12.36)		
2	6	Boozie Miss	1:15.00	0:26.50	66.2 (1000-800)	1:15.00	0:59.81 [7]	0:48.50 [6]	0:36.48 [6]	0:24.37 [6]	0:12.16 [4]		
	(7)	Bella Youngberry	0.8L (+3)	0:36.48	1000-800 (0:11.31)	(0:15.19)	(0:11.31)	(0:12.03)	0:12.10	0:12.22	0:12.16		
3	5	Whiskey And Wine	1:15.35	0:26.41	66.5 (1200 - 1000)	1:15.35	1:00.31 [5]	0:48.93 [5]	0:36.94 [5]	0:24.83 [4]	0:12.50 [5]		
	(5)	Montanna Savva	2.8L (+4)	0:36.94	1000-800 (0:11.37)	(0:15.04)	(0:11.37)	(0:11.99)	(0:12.11)	(0:12.33)	(0:12.50)		
4	2	Mystic Ascot	1:15.42	0:26.10	67.7 (1200 - 1000)	1:15.42	1:00.60 [3]	0:49.32 [3]	0:37.39 [2]	0:25.27 [2]	0:12.75 [2]		
	(8)	Damien Boche	3.3L (+2)	0:37.39	1000-800 (0:11.28)	(0:14.82)	(0:11.28)	(0:11.93)	(0:12.12)	(0:12.52)	(0:12.75)		
5	7	Choceclair	1:15.50	0:26.26	66.8 (1200 - 1000)	1:15.50	1:00.46 [4]	0:49.24 [4]	0:37.16 [4]	0:24.94 [5]	0:12.56 [6]		
	(2)	Stacey Callow	3.7L (+2)	0:37.16	1000-800 (0:11.22)	(0:15.04)	0:11.22	(0:12.08)	(0:12.22)	(0:12.38)	(0:12.56)		
6	8	Lost In France	1:15.79	0:26.88	64.0 (1000-800)	1:15.79	1:00.45 [8]	0:48.91 [8]	0:36.85 [9]	0:24.63 [8]	0:12.52 [7]		
	(9)	Olivia Kendal	5.5L (+7)	0:36.85	1000-800 (0:11.54)	(0:15.34)	(0:11.54)	(0:12.06)	(0:12.22)	0:12.11	(0:12.52)		
7	9	Mishani Player	1:16.83	0:26.80	64.1 (1200 - 1000)	1:16.83	1:01.66 [6]	0:50.03 [7]	0:38.15 [7]	0:25.76 [7]	0:13.23 [8]		
	(1)	Michael Murphy	11.6L (+1)	0:38.14	1000-800 (0:11.63)	(0:15.17)	(0:11.63)	(0:11.88)	(0:12.39)	(0:12.52)	(0:13.23)		
8	1	Apollo Moon	1:16.95	0:27.00	65.1 (1200 - 1000)	1:16.95	1:01.44 [9]	0:49.95 [9]	0:38.10 [8]	0:25.71 [9]	0:13.02 [9]		
	(4)	Gary Geran	12.2L (+5)	0:38.09	1000-800 (0:11.49)	(0:15.51)	(0:11.49)	0:11.86	(0:12.38)	(0:12.69)	(0:13.02)		
9	13	Talleyrand	1:16.99	0:25.81	68.0 (1200 - 1000)	1:16.99	1:02.51 [1]	0:51.18 [1]	0:39.11 [1]	0:26.90 [1]	0:14.21 [3]		
	(6)	Nathan Fazackerley	12.5L (+3)	0:39.10	1000-800 (0:11.33)	0:14.48	(0:11.33)	(0:12.08)	(0:12.20)	(0:12.69)	(0:14.21)		

Scratched: Too Darn Smart (#4), Paciera (#10), Zero (#11), Shahr (#12), Spoilt Rotten (#14)

Report Created: Sat 11 April 2026

(Note: Races are conducted over an approximate distance as close as possible to the advertised distance, and recorded data may vary accordingly. Official times refer to race times only and do not include handicap times.)

[] Position in running at each section and finish TAB# Saddle cloth number

Fastest split

-:--:-- No data available at this section

BAR# Barrier/Gate Position

Fastest section

NA No data available

DNF Did not finish

DNT Did not track

DT-W Distance travelled compared to winner in metres

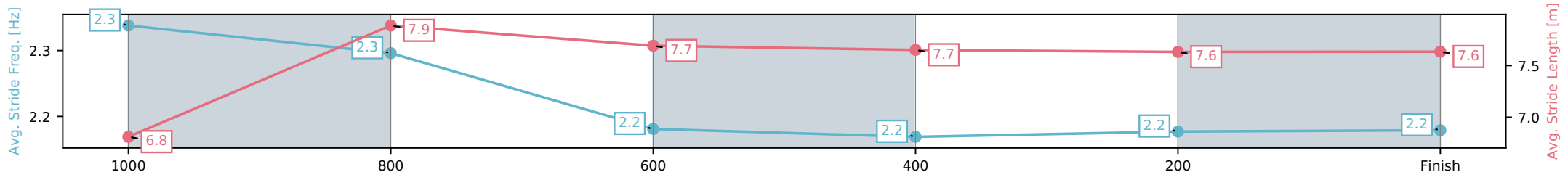
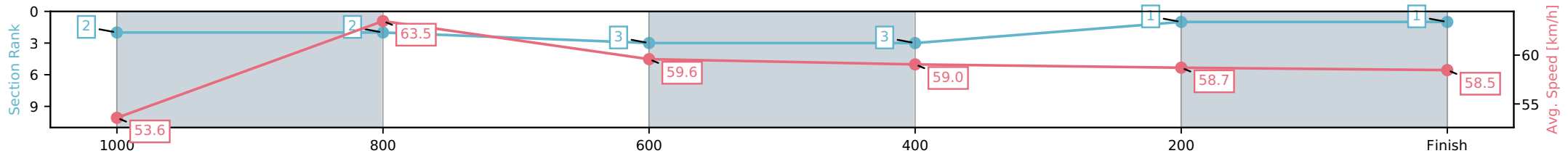
Horse/Jockey Name	Rumble Town/Ashley Butler
Finish Rank	1
Fastest Section Time (Section)	0:11.43 (1000-800)
Top Speed [km/h] (Section)	66.5 (1200 - 1000)
Race State	Finished



Toowoomba QLD --Professional-2026-04-11
 Race 6: SELECTED SEEDS QTIS Three-Year-Old Maiden Plate - 1200m
 11 April 2026 - 8:15PM
 Track Rating: Good 4, Weather: Fine, Rail Position: +5m Entire Circuit



Section	L1200	L1000	L800	L600	L400	L200
Section Times	1:14.87 (0:14.58)	1:00.29 [2] (0:11.43)	0:48.86 [3] (0:12.11)	0:36.75 [3] (0:12.14)	0:24.61 [1] (0:12.25)	0:12.36 [1] (0:12.36)
Average Speed [km/h]	53.6	63.5	59.6	59.0	58.7	58.5
Top Speed [km/h]	66.5	66.4	60.4	60.0	59.9	59.6
Avg. Dist. to Rail [m]	5.1	2.0	0.4	0.3	0.5	0.4
Avg. Stride Freq. [Hz]	2.3	2.3	2.2	2.2	2.2	2.2
Avg. Stride Length [m]	6.8	7.9	7.7	7.7	7.6	7.6



[] Ranking at each section and finish
 -:-:- No data available at this section
 NA No data available

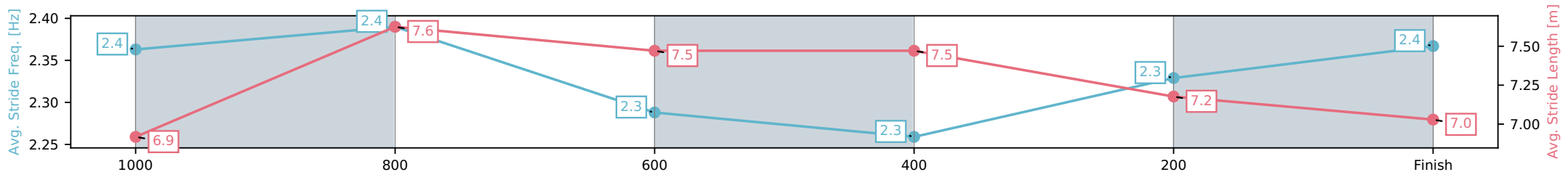
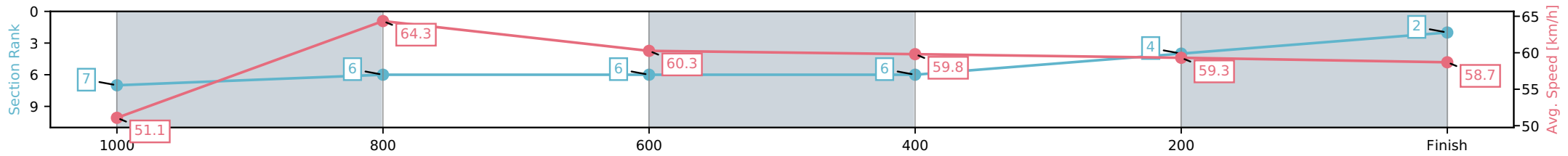
Horse/Jockey Name	Boozie Miss/Bella Youngberry
Finish Rank	2
Fastest Section Time (Section)	0:11.31 (1000-800)
Top Speed [km/h] (Section)	66.2 (1000-800)
Race State	Finished



Toowoomba QLD --Professional-2026-04-11
 Race 6: SELECTED SEEDS QTIS Three-Year-Old Maiden Plate - 1200m
 11 April 2026 - 8:15PM
 Track Rating: Good 4, Weather: Fine, Rail Position: +5m Entire Circuit



Section	L1200	L1000	L800	L600	L400	L200
Section Times	1:15.00 (0:15.19)	0:59.81 [6] (0:11.31)	0:48.50 [6] (0:12.03)	0:36.48 [6] (0:12.10)	0:24.37 [4] (0:12.22)	0:12.16 [2] (0:12.16)
Average Speed [km/h]	51.1	64.3	60.3	59.8	59.3	58.7
Top Speed [km/h]	65.1	66.2	62.8	60.4	60.2	60.3
Avg. Dist. to Rail [m]	8.9	3.8	1.5	1.1	2.1	2.7
Avg. Stride Freq. [Hz]	2.4	2.4	2.3	2.3	2.3	2.4
Avg. Stride Length [m]	6.9	7.6	7.5	7.5	7.2	7.0



[] Ranking at each section and finish
 -.-.- No data available at this section
 NA No data available

Horse/Jockey Name	Whiskey And Wine/Montanna Savva
Finish Rank	3
Fastest Section Time (Section)	0:11.37 (1000-800)
Top Speed [km/h] (Section)	66.5 (1200 - 1000)
Race State	Finished



Toowoomba QLD --Professional-2026-04-11

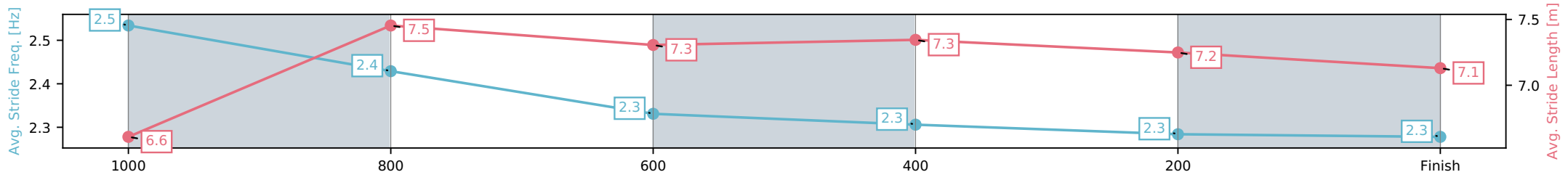
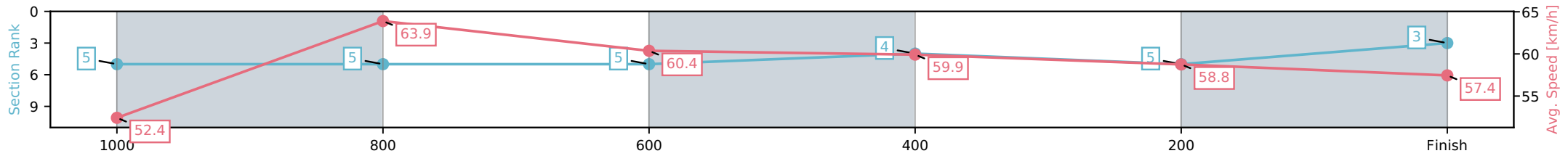
Race 6: SELECTED SEEDS QTIS Three-Year-Old Maiden Plate - 1200m



11 April 2026 - 8:15PM

Track Rating: Good 4, Weather: Fine, Rail Position: +5m Entire Circuit

Section	L1200	L1000	L800	L600	L400	L200
Section Times	1:15.35 (0:15.04)	1:00.31 [5] (0:11.37)	0:48.93 [5] (0:11.99)	0:36.94 [4] (0:12.11)	0:24.83 [5] (0:12.33)	0:12.50 [3] (0:12.50)
Average Speed [km/h]	52.4	63.9	60.4	59.9	58.8	57.4
Top Speed [km/h]	66.5	65.0	61.9	61.1	59.2	58.4
Avg. Dist. to Rail [m]	6.4	2.8	1.7	1.4	2.4	2.0
Avg. Stride Freq. [Hz]	2.5	2.4	2.3	2.3	2.3	2.3
Avg. Stride Length [m]	6.6	7.5	7.3	7.3	7.2	7.1



[] Ranking at each section and finish
 -:-:- No data available at this section
 NA No data available

Horse/Jockey Name	Mystic Ascot/Damien Boche
Finish Rank	4
Fastest Section Time (Section)	0:11.28 (1000-800)
Top Speed [km/h] (Section)	67.7 (1200 - 1000)
Race State	Finished



Toowoomba QLD --Professional-2026-04-11

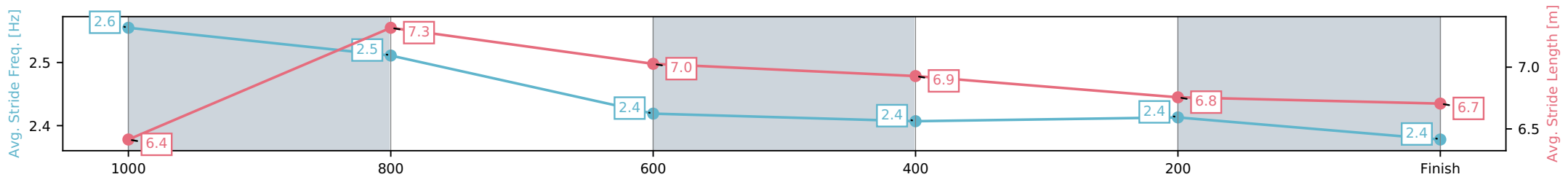
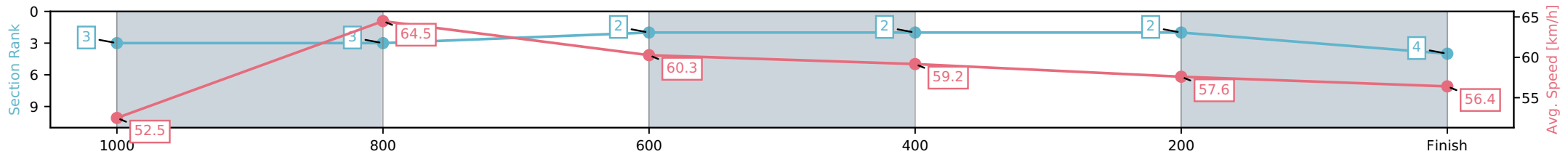
Race 6: SELECTED SEEDS QTIS Three-Year-Old Maiden Plate - 1200m



11 April 2026 - 8:15PM

Track Rating: Good 4, Weather: Fine, Rail Position: +5m Entire Circuit

Section	L1200	L1000	L800	L600	L400	L200
Section Times	1:15.42 (0:14.82)	1:00.60 [3] (0:11.28)	0:49.32 [2] (0:11.93)	0:37.39 [2] (0:12.12)	0:25.27 [2] (0:12.52)	0:12.75 [4] (0:12.75)
Average Speed [km/h]	52.5	64.5	60.3	59.2	57.6	56.4
Top Speed [km/h]	67.7	66.2	61.2	60.0	58.7	57.2
Avg. Dist. to Rail [m]	9.8	3.3	0.5	0.6	0.9	0.5
Avg. Stride Freq. [Hz]	2.6	2.5	2.4	2.4	2.4	2.4
Avg. Stride Length [m]	6.4	7.3	7.0	6.9	6.8	6.7



- [] Ranking at each section and finish
- :-:- No data available at this section
- NA No data available

Horse/Jockey Name	Choceclair/Stacey Callow
Finish Rank	5
Fastest Section Time (Section)	0:11.22 (1000-800)
Top Speed [km/h] (Section)	66.8 (1200 - 1000)
Race State	Finished



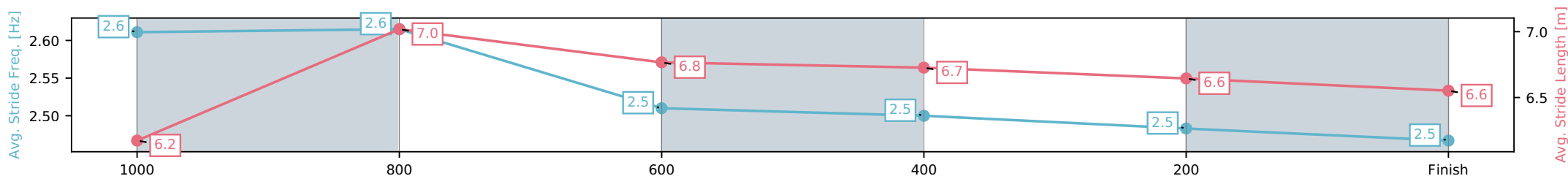
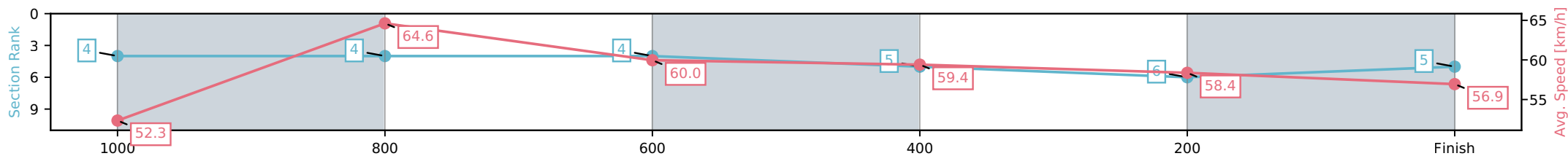
Toowoomba QLD --Professional-2026-04-11
 Race 6: SELECTED SEEDS QTIS Three-Year-Old Maiden
 Plate - 1200m



11 April 2026 - 8:15PM

Track Rating: Good 4, Weather: Fine, Rail Position: +5m Entire Circuit

Section	L1200	L1000	L800	L600	L400	L200
Section Times	1:15.50 (0:15.04)	1:00.46 [4] (0:11.22)	0:49.24 [4] (0:12.08)	0:37.16 [5] (0:12.22)	0:24.94 [6] (0:12.38)	0:12.56 [5] (0:12.56)
Average Speed [km/h]	52.3	64.6	60.0	59.4	58.4	56.9
Top Speed [km/h]	66.8	66.7	62.4	60.1	59.3	58.1
Avg. Dist. to Rail [m]	5.6	2.2	2.1	1.7	0.9	0.7
Avg. Stride Freq. [Hz]	2.6	2.6	2.5	2.5	2.5	2.5
Avg. Stride Length [m]	6.2	7.0	6.8	6.7	6.6	6.6



- [] Ranking at each section and finish
- :-:- No data available at this section
- NA No data available

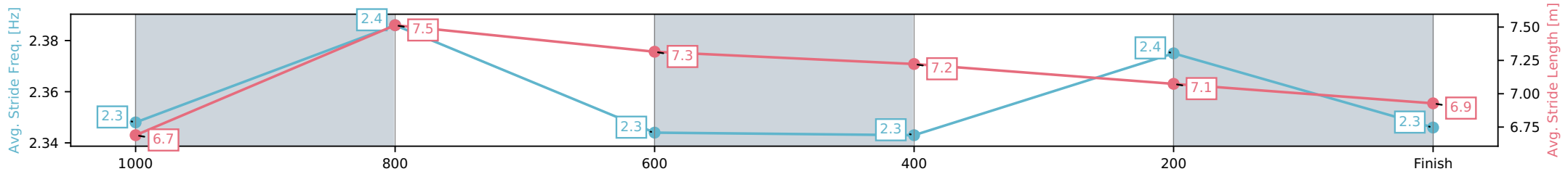
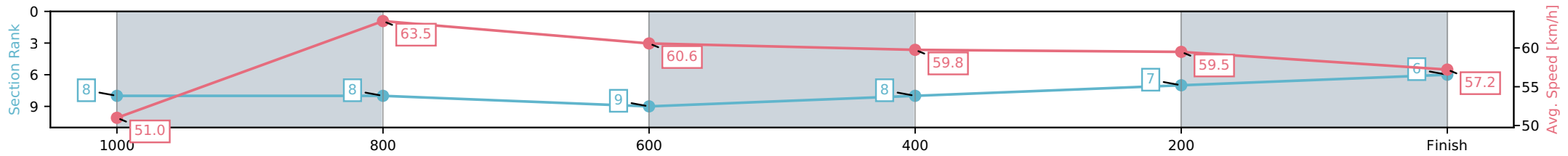
Horse/Jockey Name	Lost In France/Olivia Kendal
Finish Rank	6
Fastest Section Time (Section)	0:11.54 (1000-800)
Top Speed [km/h] (Section)	64.0 (1000-800)
Race State	Finished



Toowoomba QLD --Professional-2026-04-11
 Race 6: SELECTED SEEDS QTIS Three-Year-Old Maiden Plate - 1200m
 11 April 2026 - 8:15PM
 Track Rating: Good 4, Weather: Fine, Rail Position: +5m Entire Circuit



Section	L1200	L1000	L800	L600	L400	L200
Section Times	1:15.79 (0:15.34)	1:00.45 [8] (0:11.54)	0:48.91 [9] (0:12.06)	0:36.85 [8] (0:12.22)	0:24.63 [7] (0:12.11)	0:12.52 [6] (0:12.52)
Average Speed [km/h]	51.0	63.5	60.6	59.8	59.5	57.2
Top Speed [km/h]	63.7	64.0	63.2	60.8	60.0	59.0
Avg. Dist. to Rail [m]	11.6	5.2	4.5	2.6	0.8	2.6
Avg. Stride Freq. [Hz]	2.3	2.4	2.3	2.3	2.4	2.3
Avg. Stride Length [m]	6.7	7.5	7.3	7.2	7.1	6.9



[] Ranking at each section and finish
 -:-:- No data available at this section
 NA No data available

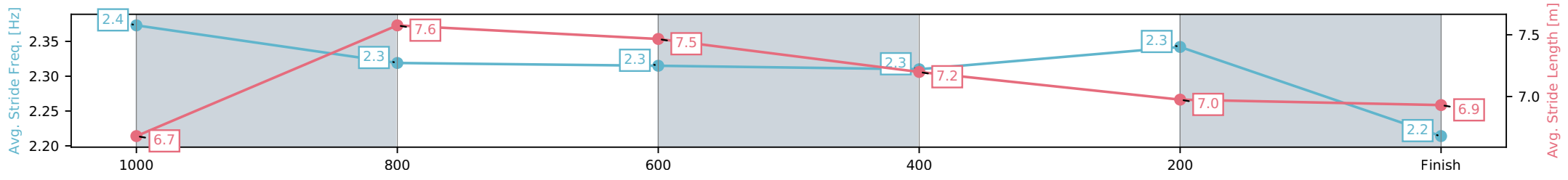
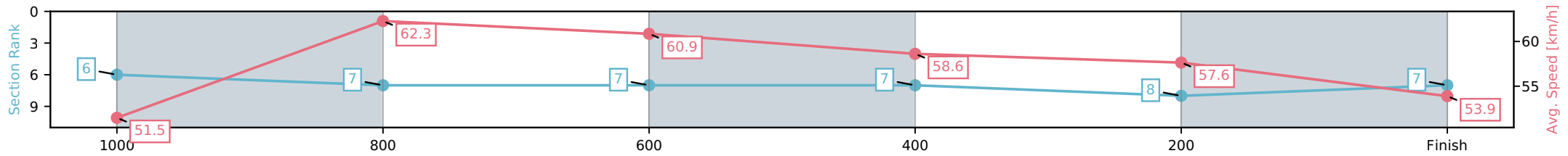
Horse/Jockey Name	Mishani Player/Michael Murphy
Finish Rank	7
Fastest Section Time (Section)	0:11.63 (1000-800)
Top Speed [km/h] (Section)	64.1 (1200 - 1000)
Race State	Finished



Toowoomba QLD --Professional-2026-04-11
 Race 6: SELECTED SEEDS QTIS Three-Year-Old Maiden Plate - 1200m
 11 April 2026 - 8:15PM
 Track Rating: Good 4, Weather: Fine, Rail Position: +5m Entire Circuit



Section	L1200	L1000	L800	L600	L400	L200
Section Times	1:16.83 (0:15.17)	1:01.66 [7] (0:11.63)	0:50.03 [7] (0:11.88)	0:38.15 [7] (0:12.39)	0:25.76 [8] (0:12.52)	0:13.23 [7] (0:13.23)
Average Speed [km/h]	51.5	62.3	60.9	58.6	57.6	53.9
Top Speed [km/h]	64.1	64.0	61.8	60.1	58.4	55.6
Avg. Dist. to Rail [m]	4.3	2.2	1.5	1.5	1.2	1.5
Avg. Stride Freq. [Hz]	2.4	2.3	2.3	2.3	2.3	2.2
Avg. Stride Length [m]	6.7	7.6	7.5	7.2	7.0	6.9



[] Ranking at each section and finish
 -:-:- No data available at this section
 NA No data available

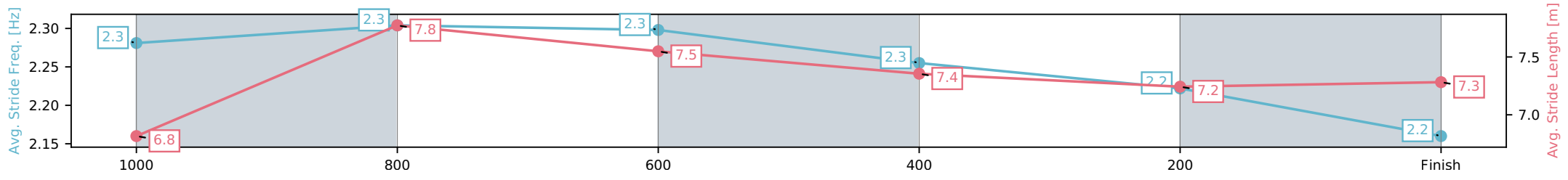
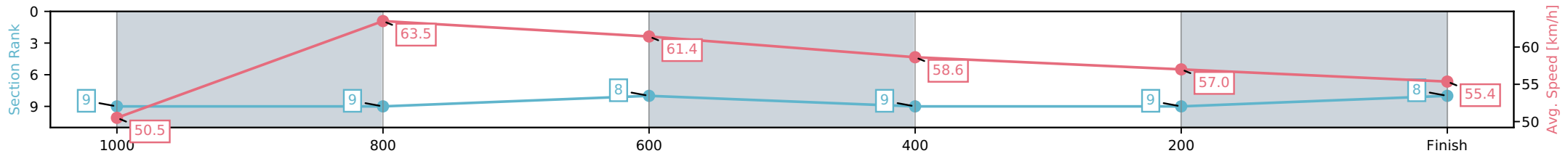
Horse/Jockey Name	Apollo Moon/Gary Geran
Finish Rank	8
Fastest Section Time (Section)	0:11.49 (1000-800)
Top Speed [km/h] (Section)	65.1 (1200 - 1000)
Race State	Finished



Toowoomba QLD --Professional-2026-04-11
 Race 6: SELECTED SEEDS QTIS Three-Year-Old Maiden Plate - 1200m
 11 April 2026 - 8:15PM
 Track Rating: Good 4, Weather: Fine, Rail Position: +5m Entire Circuit



Section	L1200	L1000	L800	L600	L400	L200
Section Times	1:16.95 (0:15.51)	1:01.44 [9] (0:11.49)	0:49.95 [8] (0:11.86)	0:38.10 [9] (0:12.38)	0:25.71 [9] (0:12.69)	0:13.02 [8] (0:13.02)
Average Speed [km/h]	50.5	63.5	61.4	58.6	57.0	55.4
Top Speed [km/h]	65.1	64.5	62.6	60.3	57.8	56.3
Avg. Dist. to Rail [m]	6.7	3.6	3.1	1.8	1.4	2.2
Avg. Stride Freq. [Hz]	2.3	2.3	2.3	2.3	2.2	2.2
Avg. Stride Length [m]	6.8	7.8	7.5	7.4	7.2	7.3



[] Ranking at each section and finish
 -.-.- No data available at this section
 NA No data available

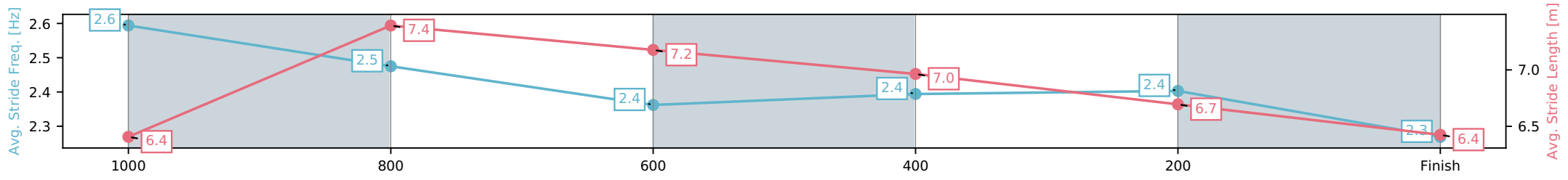
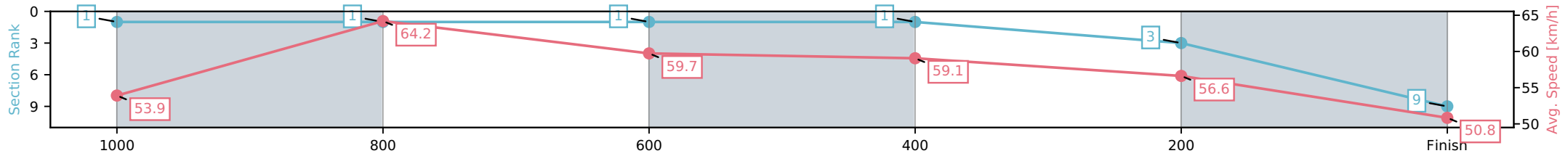
Horse/Jockey Name	Talleyrand/Nathan Fazackerley
Finish Rank	9
Fastest Section Time (Section)	0:11.33 (1000-800)
Top Speed [km/h] (Section)	68.0 (1200 - 1000)
Race State	Finished



Toowoomba QLD --Professional-2026-04-11
 Race 6: SELECTED SEEDS QTIS Three-Year-Old Maiden Plate - 1200m
 11 April 2026 - 8:15PM
 Track Rating: Good 4, Weather: Fine, Rail Position: +5m Entire Circuit



Section	L1200	L1000	L800	L600	L400	L200
Section Times	1:16.99 (0:14.48)	1:02.51 [1] (0:11.33)	0:51.18 [1] (0:12.08)	0:39.11 [1] (0:12.20)	0:26.90 [3] (0:12.69)	0:14.21 [9] (0:14.21)
Average Speed [km/h]	53.9	64.2	59.7	59.1	56.6	50.8
Top Speed [km/h]	68.0	66.6	61.6	60.0	58.3	54.1
Avg. Dist. to Rail [m]	6.8	3.2	0.5	0.3	0.4	0.5
Avg. Stride Freq. [Hz]	2.6	2.5	2.4	2.4	2.4	2.3
Avg. Stride Length [m]	6.4	7.4	7.2	7.0	6.7	6.4



[] Ranking at each section and finish
 -:-:- No data available at this section
 NA No data available



Toowoomba QLD

Race 7: K&R PLUMBING SUPPLIES Maiden Plate - 1890m

11 April 2026 - 8:46PM



Track Rating: Good 4, Weather: Fine, Rail Position: +5m Entire Circuit

Field Times (Race Tempo) 2:07.53 (0:25.65) 1:41.88 (0:12.72) 1:29.16 (0:12.96) 1:16.20 (0:13.33) 1:02.87 (0:13.11) 0:49.76 (0:13.05) 0:36.71 (0:12.21) 0:24.50 (0:12.09)

Rank	TAB#	Horse	Overall Time	First 400m	Top Speed km/h (Section)	L1890	L1600	L1400	L1200	L1000	L800	L600	L400
	(BAR#)	Jockey	Margin (DT-W)	Last 600m	Fastest Section (Time)	Start - 1600	1600 - 1400	1400 - 1200	1200 - 1000	1000 - 800	800 - 600	600 - 400	400 - 200
1	5	Pellinor	2:07.53	0:33.00	60.7 (400-200)	2:07.53	1:41.88 [1]	1:29.10 [2]	1:16.20 [1]	1:02.78 [2]	0:49.70 [2]	0:36.71 [1]	0:24.48 [2]
	(2)	Damien Boche		0:36.70	400-200 (0:12.08)	(0:25.65)	(0:12.78)	(0:12.90)	(0:13.42)	(0:13.08)	(0:12.99)	(0:12.22)	(0:12.08)
2	1	Four Dozen Oysters	2:07.57	0:32.90	61.5 (600-400)	2:07.57	1:41.77 [3]	1:29.20 [1]	1:16.21 [2]	1:02.78 [3]	0:49.53 [4]	0:36.64 [4]	0:24.54 [1]
	(7)	Nathan Fazackerley	0.2L (-11)	0:36.65	400-200 (0:12.09)	(0:25.80)	(0:12.57)	(0:12.99)	(0:13.43)	(0:13.24)	(0:12.89)	(0:12.11)	(0:12.09)
3	7	Haberfield	2:07.79	0:33.41	61.0 (400-200)	2:07.79	1:41.90 [4]	1:28.79 [4]	1:16.22 [3]	1:02.72 [4]	0:49.87 [3]	0:36.88 [3]	0:24.60 [4]
	(1)	Kelsey Lenton	1.6L (-4)	0:36.88	400-200 (0:12.13)	(0:25.90)	(0:13.10)	(0:12.57)	(0:13.50)	(0:12.84)	(0:12.99)	(0:12.28)	(0:12.13)
4	4	Royston	2:07.88	0:33.63	60.6 (600-400)	2:07.88	1:41.56 [7]	1:28.56 [6]	1:16.02 [6]	1:02.49 [7]	0:49.62 [7]	0:36.69 [5]	0:24.53 [5]
	(4)	Rob Thorburn	2.1L (-17)	0:36.69	400-200 (0:12.11)	(0:26.32)	(0:12.99)	(0:12.54)	(0:13.53)	(0:12.87)	(0:12.94)	(0:12.16)	(0:12.11)
5	8	I'm So Elegant	2:08.26	0:33.40	60.1 (600-400)	2:08.26	1:41.98 [6]	1:29.22 [5]	1:16.58 [5]	1:03.60 [1]	0:50.49 [1]	0:37.38 [2]	0:25.09 [3]
	(5)	Gary Geran	4.3L (+1)	0:37.39	400-200 (0:12.25)	(0:26.28)	(0:12.76)	(0:12.64)	(0:12.98)	(0:13.11)	(0:13.10)	(0:12.30)	(0:12.25)
6	2	Lucky Joker	2:08.38	0:33.63	60.3 (600-400)	2:08.38	1:42.18 [5]	1:29.02 [7]	1:16.44 [7]	1:03.04 [6]	0:50.15 [6]	0:37.13 [6]	0:24.68 [6]
	(6)	Olivia Webb	5.0L (-15)	0:37.13	400-200 (0:12.24)	(0:26.20)	(0:13.16)	(0:12.58)	(0:13.40)	(0:12.89)	(0:13.02)	(0:12.45)	(0:12.24)
7	6	Bold Beauty	2:09.16	0:33.04	60.4 (600-400)	2:09.16	1:43.47 [2]	1:30.40 [3]	1:17.54 [4]	1:04.06 [5]	0:50.99 [5]	0:37.90 [7]	0:25.45 [7]
	(3)	Stacey Callow	9.6L (+1)	0:37.90	400-200 (0:12.31)	(0:25.69)	(0:13.07)	(0:12.85)	(0:13.48)	(0:13.08)	(0:13.09)	(0:12.45)	(0:12.31)

Scratched: Oakfield Galaxy (#3), Preachabull (#9), Proud Miss (#10)

Report Created: Sat 11 April 2026

(Note: Races are conducted over an approximate distance as close as possible to the advertised distance, and recorded data may vary accordingly. Official times refer to race times only and do not include handicap times.)

[] Position in running at each section and finish TAB# Saddle cloth number

[] Fastest split

-:-- No data available at this section

BAR# Barrier/Gate Position

[█] Fastest section

NA No data available

DNF Did not finish

DNT Did not track

DT-W Distance travelled compared to winner in metres



Toowoomba QLD

Race 7: K&R PLUMBING SUPPLIES Maiden Plate - 1890m

11 April 2026 - 8:46PM



Track Rating: Good 4, Weather: Fine, Rail Position: +5m Entire Circuit

Field Times 0:12.41
(Race Tempo) (0:12.41)

Rank	TAB#	Horse	Overall Time	First 400m	Top Speed km/h (Section)	L200								
	(BAR#)	Jockey	Margin (DT-W)	Last 600m	Fastest Section (Time)	200 - Finish								
1	5	Pellinor	2:07.53	0:33.00	60.7 (400-200)	0:12.40 [2]								
	(2)	Damien Boche		0:36.70	400-200 (0:12.08)	(0:12.40)								
2	1	Four Dozen Oysters	2:07.57	0:32.90	61.5 (600-400)	0:12.45 [1]								
	(7)	Nathan Fazackerley	0.2L (-11)	0:36.65	400-200 (0:12.09)	(0:12.45)								
3	7	Haberfield	2:07.79	0:33.41	61.0 (400-200)	0:12.47 [3]								
	(1)	Kelsey Lenton	1.6L (-4)	0:36.88	400-200 (0:12.13)	(0:12.47)								
4	4	Royston	2:07.88	0:33.63	60.6 (600-400)	0:12.42 [5]								
	(4)	Rob Thorburn	2.1L (-17)	0:36.69	400-200 (0:12.11)	(0:12.42)								
5	8	I'm So Elegant	2:08.26	0:33.40	60.1 (600-400)	0:12.84 [4]								
	(5)	Gary Geran	4.3L (+1)	0:37.39	400-200 (0:12.25)	(0:12.84)								
6	2	Lucky Joker	2:08.38	0:33.63	60.3 (600-400)	0:12.44 [6]								
	(6)	Olivia Webb	5.0L (-15)	0:37.13	400-200 (0:12.24)	(0:12.44)								
7	6	Bold Beauty	2:09.16	0:33.04	60.4 (600-400)	0:13.14 [7]								
	(3)	Stacey Callow	9.6L (+1)	0:37.90	400-200 (0:12.31)	(0:13.14)								

Scratched: Oakfield Galaxy (#3), Preachabull (#9), Proud Miss (#10)

Report Created: Sat 11 April 2026

(Note: Races are conducted over an approximate distance as close as possible to the advertised distance, and recorded data may vary accordingly. Official times refer to race times only and do not include handicap times.)

[] Position in running at each section and finish TAB# Saddle cloth number

Fastest split

-:--:-- No data available at this section

BAR# Barrier/Gate Position

Fastest section

NA No data available

DNF Did not finish

DNT Did not track

DT-W Distance travelled compared to winner in metres

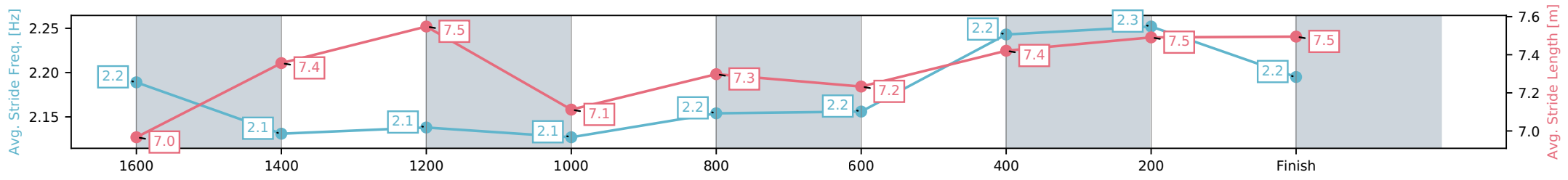
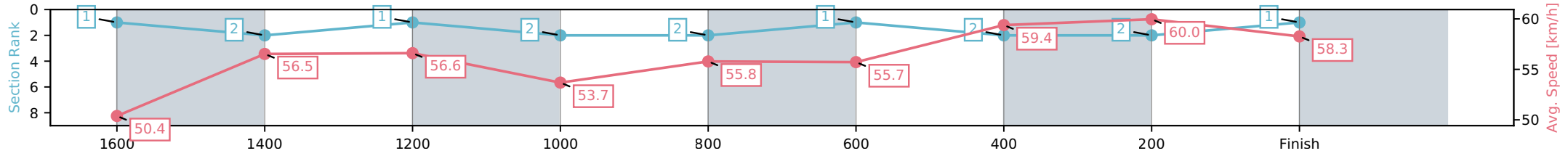
Horse/Jockey Name	Pellinor/Damien Boche
Finish Rank	1
Fastest Section Time (Section)	0:12.08 (400-200)
Top Speed [km/h] (Section)	60.7 (400-200)
Race State	Finished



Toowoomba QLD --Professional-2026-04-11
 Race 7: K&R PLUMBING SUPPLIES Maiden Plate - 1890m
 11 April 2026 - 8:46PM
 Track Rating: Good 4, Weather: Fine, Rail Position: +5m Entire Circuit



Section	L1890	L1600	L1400	L1200	L1000	L800	L600	L400	L200
Section Times	2:07.53 (0:25.65)	1:41.88 [2] (0:12.78)	1:29.10 [1] (0:12.90)	1:16.20 [2] (0:13.42)	1:02.78 [2] (0:13.08)	0:49.70 [1] (0:12.99)	0:36.71 [2] (0:12.22)	0:24.48 [2] (0:12.08)	0:12.40 [1] (0:12.40)
Average Speed [km/h]	50.4	56.5	56.6	53.7	55.8	55.7	59.4	60.0	58.3
Top Speed [km/h]	57.2	60.3	59.7	55.3	57.5	57.8	59.9	60.7	59.6
Avg. Dist. to Rail [m]	4.6	1.6	2.1	3.7	3.2	1.7	1.7	1.8	1.2
Avg. Stride Freq. [Hz]	2.2	2.1	2.1	2.1	2.2	2.2	2.2	2.3	2.2
Avg. Stride Length [m]	7.0	7.4	7.5	7.1	7.3	7.2	7.4	7.5	7.5



[] Ranking at each section and finish
 -:-:- No data available at this section
 NA No data available

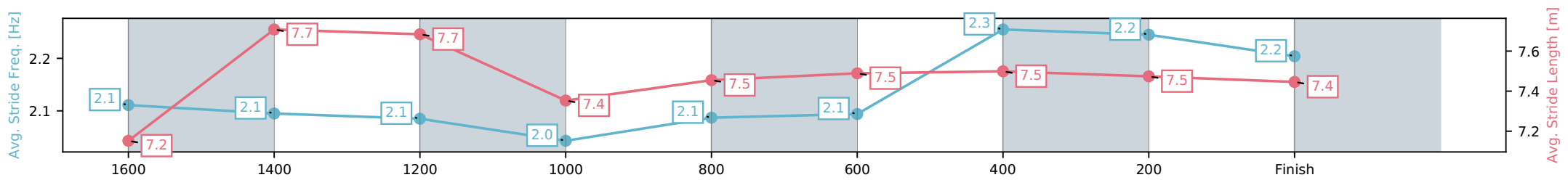
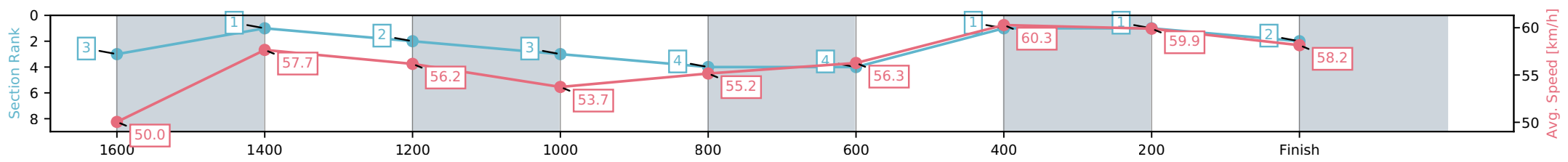
Horse/Jockey Name	Four Dozen Oysters/Nathan Fazackerley
Finish Rank	2
Fastest Section Time (Section)	0:12.09 (400-200)
Top Speed [km/h] (Section)	61.5 (600-400)
Race State	Finished



Toowoomba QLD --Professional-2026-04-11
 Race 7: K&R PLUMBING SUPPLIES Maiden Plate - 1890m
 11 April 2026 - 8:46PM
 Track Rating: Good 4, Weather: Fine, Rail Position: +5m Entire Circuit



Section	L1890	L1600	L1400	L1200	L1000	L800	L600	L400	L200
Section Times	2:07.57 (0:25.80)	1:41.77 [1] (0:12.57)	1:29.20 [2] (0:12.99)	1:16.21 [3] (0:13.43)	1:02.78 [4] (0:13.24)	0:49.53 [4] (0:12.89)	0:36.64 [1] (0:12.11)	0:24.54 [1] (0:12.09)	0:12.45 [2] (0:12.45)
Average Speed [km/h]	50.0	57.7	56.2	53.7	55.2	56.3	60.3	59.9	58.2
Top Speed [km/h]	57.2	59.7	59.1	55.1	56.4	58.2	61.5	60.8	58.9
Avg. Dist. to Rail [m]	3.7	2.5	2.6	3.5	3.5	2.7	2.7	2.5	2.0
Avg. Stride Freq. [Hz]	2.1	2.1	2.1	2.0	2.1	2.1	2.3	2.2	2.2
Avg. Stride Length [m]	7.2	7.7	7.7	7.4	7.5	7.5	7.5	7.5	7.4



Report Created: Sat 11 April 2026 (Note: Timing is based on positional data)

[] Ranking at each section and finish
 -:-:- No data available at this section
 NA No data available

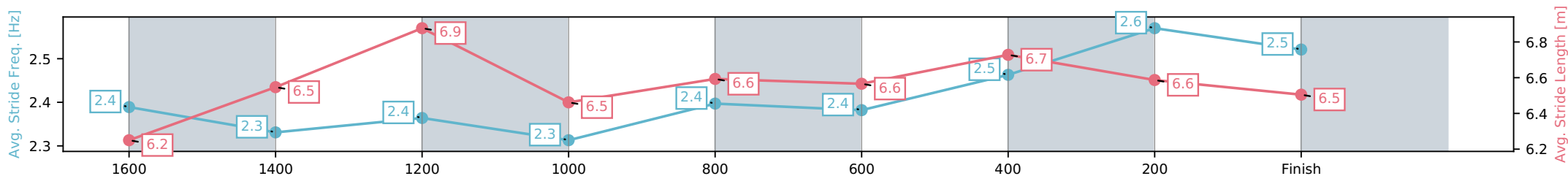
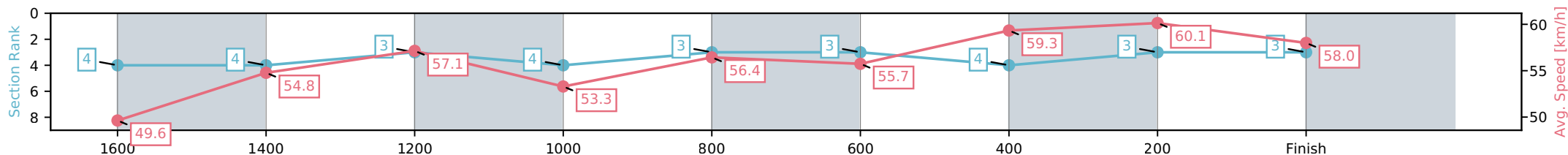
Horse/Jockey Name	Haberfield/Kelsey Lenton
Finish Rank	3
Fastest Section Time (Section)	0:12.13 (400-200)
Top Speed [km/h] (Section)	61.0 (400-200)
Race State	Finished



Toowoomba QLD --Professional-2026-04-11
 Race 7: K&R PLUMBING SUPPLIES Maiden Plate - 1890m
 11 April 2026 - 8:46PM
 Track Rating: Good 4, Weather: Fine, Rail Position: +5m Entire Circuit



Section	L1890	L1600	L1400	L1200	L1000	L800	L600	L400	L200
Section Times	2:07.79 (0:25.90)	1:41.90 [4] (0:13.10)	1:28.79 [3] (0:12.57)	1:16.22 [4] (0:13.50)	1:02.72 [3] (0:12.84)	0:49.87 [3] (0:12.99)	0:36.88 [4] (0:12.28)	0:24.60 [3] (0:12.13)	0:12.47 [3] (0:12.47)
Average Speed [km/h]	49.6	54.8	57.1	53.3	56.4	55.7	59.3	60.1	58.0
Top Speed [km/h]	56.2	59.4	59.2	54.6	58.0	57.8	60.3	61.0	60.1
Avg. Dist. to Rail [m]	3.1	0.6	0.9	2.1	2.0	2.0	2.4	4.0	2.9
Avg. Stride Freq. [Hz]	2.4	2.3	2.4	2.3	2.4	2.4	2.5	2.6	2.5
Avg. Stride Length [m]	6.2	6.5	6.9	6.5	6.6	6.6	6.7	6.6	6.5



[] Ranking at each section and finish
 -.-.- No data available at this section
 NA No data available

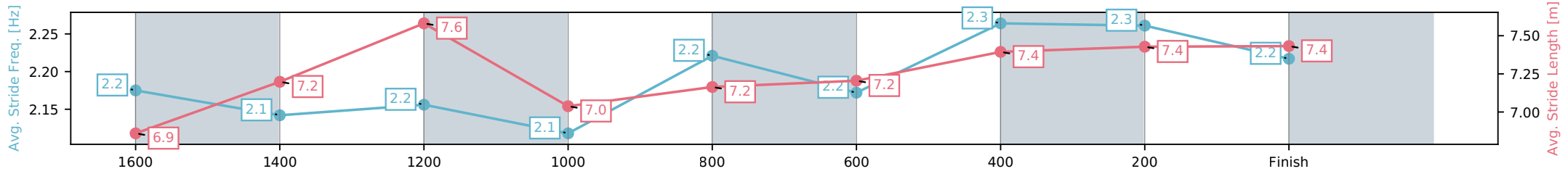
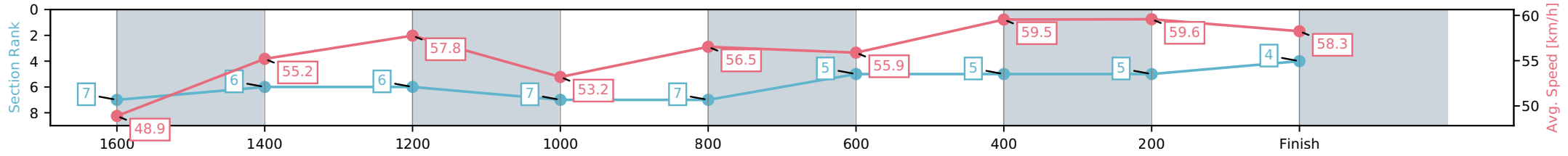
Horse/Jockey Name	Royston/Rob Thorburn
Finish Rank	4
Fastest Section Time (Section)	0:12.11 (400-200)
Top Speed [km/h] (Section)	60.6 (600-400)
Race State	Finished



Toowoomba QLD --Professional-2026-04-11
 Race 7: K&R PLUMBING SUPPLIES Maiden Plate - 1890m
 11 April 2026 - 8:46PM
 Track Rating: Good 4, Weather: Fine, Rail Position: +5m Entire Circuit



Section	L1890	L1600	L1400	L1200	L1000	L800	L600	L400	L200
Section Times	2:07.88 (0:26.32)	1:41.56 [6] (0:12.99)	1:28.56 [6] (0:12.54)	1:16.02 [7] (0:13.53)	1:02.49 [7] (0:12.87)	0:49.62 [5] (0:12.94)	0:36.69 [5] (0:12.16)	0:24.53 [5] (0:12.11)	0:12.42 [4] (0:12.42)
Average Speed [km/h]	48.9	55.2	57.8	53.2	56.5	55.9	59.5	59.6	58.3
Top Speed [km/h]	55.4	58.3	59.2	55.6	58.5	59.0	60.6	60.5	59.4
Avg. Dist. to Rail [m]	3.9	0.4	1.4	2.6	2.7	2.2	1.3	0.5	2.2
Avg. Stride Freq. [Hz]	2.2	2.1	2.2	2.1	2.2	2.2	2.3	2.3	2.2
Avg. Stride Length [m]	6.9	7.2	7.6	7.0	7.2	7.2	7.4	7.4	7.4



Report Created: Sat 11 April 2026 (Note: Timing is based on positional data)

[] Ranking at each section and finish
 -:-:- No data available at this section
 NA No data available

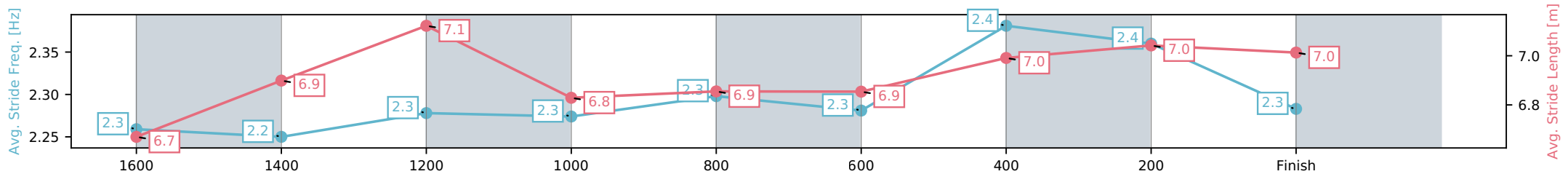
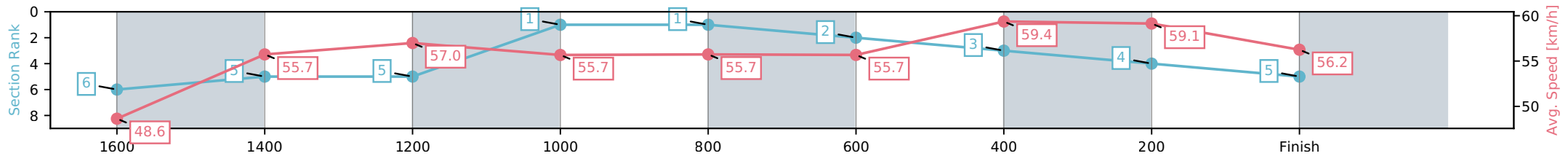
Horse/Jockey Name	I'm So Elegant/Gary Geran
Finish Rank	5
Fastest Section Time (Section)	0:12.25 (400-200)
Top Speed [km/h] (Section)	60.1 (600-400)
Race State	Finished



Toowoomba QLD --Professional-2026-04-11
 Race 7: K&R PLUMBING SUPPLIES Maiden Plate - 1890m
 11 April 2026 - 8:46PM
 Track Rating: Good 4, Weather: Fine, Rail Position: +5m Entire Circuit



Section	L1890	L1600	L1400	L1200	L1000	L800	L600	L400	L200
Section Times	2:08.26 (0:26.28)	1:41.98 [5] (0:12.76)	1:29.22 [5] (0:12.64)	1:16.58 [1] (0:12.98)	1:03.60 [1] (0:13.11)	0:50.49 [2] (0:13.10)	0:37.38 [3] (0:12.30)	0:25.09 [4] (0:12.25)	0:12.84 [5] (0:12.84)
Average Speed [km/h]	48.6	55.7	57.0	55.7	55.7	55.7	59.4	59.1	56.2
Top Speed [km/h]	56.7	58.9	58.2	57.5	57.9	57.9	60.1	59.7	58.1
Avg. Dist. to Rail [m]	5.7	3.3	1.6	5.0	4.0	3.7	2.7	1.7	3.4
Avg. Stride Freq. [Hz]	2.3	2.2	2.3	2.3	2.3	2.3	2.4	2.4	2.3
Avg. Stride Length [m]	6.7	6.9	7.1	6.8	6.9	6.9	7.0	7.0	7.0



- [] Ranking at each section and finish
- :-:- No data available at this section
- NA No data available

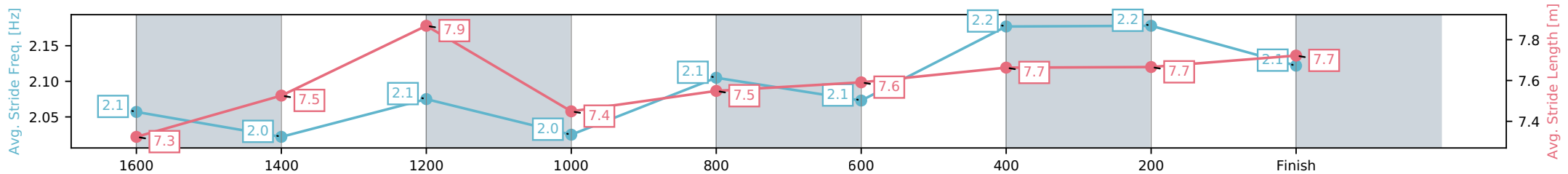
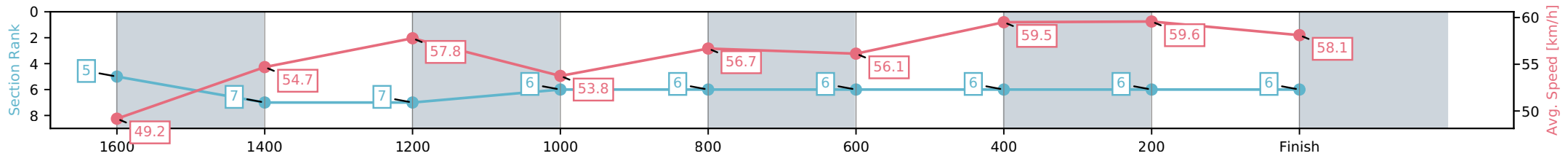
Horse/Jockey Name	Lucky Joker/Olivia Webb
Finish Rank	6
Fastest Section Time (Section)	0:12.24 (400-200)
Top Speed [km/h] (Section)	60.3 (600-400)
Race State	Finished



Toowoomba QLD --Professional-2026-04-11
 Race 7: K&R PLUMBING SUPPLIES Maiden Plate - 1890m
 11 April 2026 - 8:46PM
 Track Rating: Good 4, Weather: Fine, Rail Position: +5m Entire Circuit



Section	L1890	L1600	L1400	L1200	L1000	L800	L600	L400	L200
Section Times	2:08.38 (0:26.20)	1:42.18 [7] (0:13.16)	1:29.02 [7] (0:12.58)	1:16.44 [6] (0:13.40)	1:03.04 [6] (0:12.89)	0:50.15 [6] (0:13.02)	0:37.13 [6] (0:12.45)	0:24.68 [6] (0:12.24)	0:12.44 [6] (0:12.44)
Average Speed [km/h]	49.2	54.7	57.8	53.8	56.7	56.1	59.5	59.6	58.1
Top Speed [km/h]	56.0	58.3	58.8	55.5	57.8	58.2	60.3	60.2	59.0
Avg. Dist. to Rail [m]	3.3	0.4	1.7	3.5	4.1	4.8	5.8	3.3	1.2
Avg. Stride Freq. [Hz]	2.1	2.0	2.1	2.0	2.1	2.1	2.2	2.2	2.1
Avg. Stride Length [m]	7.3	7.5	7.9	7.4	7.5	7.6	7.7	7.7	7.7



[] Ranking at each section and finish
 -:-:- No data available at this section
 NA No data available

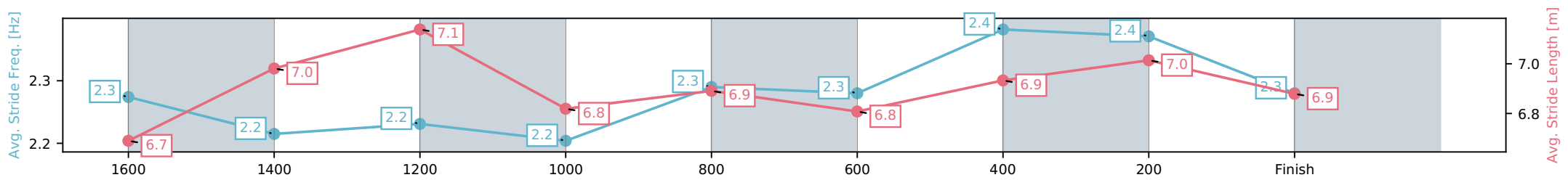
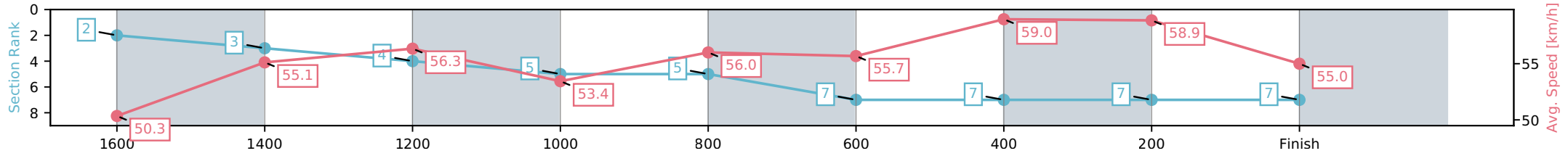
Horse/Jockey Name	Bold Beauty/Stacey Callow
Finish Rank	7
Fastest Section Time (Section)	0:12.31 (400-200)
Top Speed [km/h] (Section)	60.4 (600-400)
Race State	Finished



Toowoomba QLD --Professional-2026-04-11
 Race 7: K&R PLUMBING SUPPLIES Maiden Plate - 1890m
 11 April 2026 - 8:46PM
 Track Rating: Good 4, Weather: Fine, Rail Position: +5m Entire Circuit



Section	L1890	L1600	L1400	L1200	L1000	L800	L600	L400	L200
Section Times	2:09.16 (0:25.69)	1:43.47 [3] (0:13.07)	1:30.40 [4] (0:12.85)	1:17.54 [5] (0:13.48)	1:04.06 [5] (0:13.08)	0:50.99 [7] (0:13.09)	0:37.90 [7] (0:12.45)	0:25.45 [7] (0:12.31)	0:13.14 [7] (0:13.14)
Average Speed [km/h]	50.3	55.1	56.3	53.4	56.0	55.7	59.0	58.9	55.0
Top Speed [km/h]	57.3	57.7	58.5	55.0	57.7	58.4	60.4	60.2	58.8
Avg. Dist. to Rail [m]	3.5	0.8	1.6	3.4	4.0	3.3	3.4	2.0	1.9
Avg. Stride Freq. [Hz]	2.3	2.2	2.2	2.2	2.3	2.3	2.4	2.4	2.3
Avg. Stride Length [m]	6.7	7.0	7.1	6.8	6.9	6.8	6.9	7.0	6.9



[] Ranking at each section and finish
 -:-:- No data available at this section
 NA No data available