



# Rockhampton QLD

Race 1: LEN MILNER MEMORIAL QTIS Three-Year-Old Maiden Plate - 1050m

12 April 2026 - 10:02AM

Track Rating: Soft 5, Weather: Fine, Rail Position: +0.5m Entire Circuit



Field Times (Race Tempo)      0:58.94 (0:03.96)    0:54.98 (0:10.66)    0:44.32 (0:10.60)    0:33.72 (0:10.70)    0:23.02 (0:11.02)    0:12.00 (0:12.00)

Rank	TAB#	Horse	Overall Time	First 400m	Top Speed km/h (Section)	L1050	L1000	L800	L600	L400	L200		
	(BAR#)	Jockey	Margin (DT-W)	Last 600m	Fastest Section (Time)	Start - 1000	1000 - 800	800 - 600	600 - 400	400 - 200	200 - Finish		
1	3	Neverenoughlego	0:58.94	0:22.61	69.6 (800-600)	0:58.94	0:54.82 [3]	0:44.19 [2]	0:33.67 [2]	0:23.02 [1]	0:12.00 [1]		
	(5)	Leah Martyn		0:33.67	800-600 (0:10.52)	(0:04.12)	(0:10.63)	(0:10.52)	(0:10.65)	(0:11.02)	(0:12.00)		
2	5	Zousain's Choice	0:59.70	0:22.55	69.4 (1000-800)	0:59.70	0:55.71 [2]	0:45.08 [1]	0:34.48 [1]	0:23.77 [2]	0:12.52 [2]		
	(2)	Fred Larson	4.5L (+1)	0:34.47	800-600 (0:10.60)	(0:03.99)	(0:10.63)	(0:10.60)	(0:10.71)	(0:11.24)	(0:12.52)		
3	7	Readyette	0:59.99	0:23.05	67.9 (1000-800)	0:59.99	0:55.86 [4]	0:45.02 [3]	0:34.34 [3]	0:23.46 [3]	0:12.10 [3]		
	(1)	Chris Mclver	6.2L (+5)	0:34.33	800-600 (0:10.68)	(0:04.13)	(0:10.84)	(0:10.68)	(0:10.88)	(0:11.35)	(0:12.10)		
4	8	Trickett's Jewel	1:01.05	0:23.18	68.9 (1000-800)	1:01.05	0:57.09 [1]	0:46.04 [4]	0:35.23 [4]	0:24.43 [4]	0:12.88 [4]		
	(4)	Raul Silvera Olivera	12.4L (+0)	0:35.24	800-600 (0:10.80)	(0:03.96)	(0:11.05)	(0:10.80)	(0:10.81)	(0:11.55)	(0:12.88)		

Scratched: Cryoseisms (#1), Encrypted Feeling (#2), Watchfulwilderness (#4), Kotor Bay (#6)

Report Created: Sun 12 April 2026

(Note: Races are conducted over an approximate distance as close as possible to the advertised distance, and recorded data may vary accordingly. Official times refer to race times only and do not include handicap times.)

[ ] Position in running at each section and finish    TAB#    Saddle cloth number

-:--:-- No data available at this section

NA No data available

DNT Did not track

BAR# Barrier/Gate Position

DNF Did not finish

DT-W Distance travelled compared to winner in metres

Fastest split

Fastest section

Horse/Jockey Name	Neverenoughlego/Leah Martyn
Finish Rank	1
Fastest Section Time (Section)	0:10.52 (800-600)
Top Speed [km/h] (Section)	69.6 (800-600)
Race State	Finished



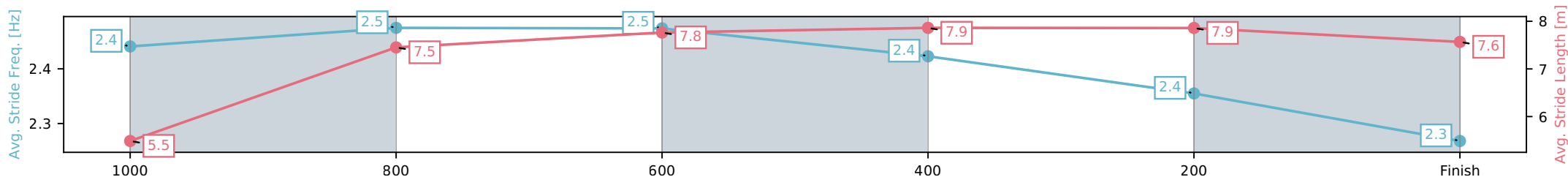
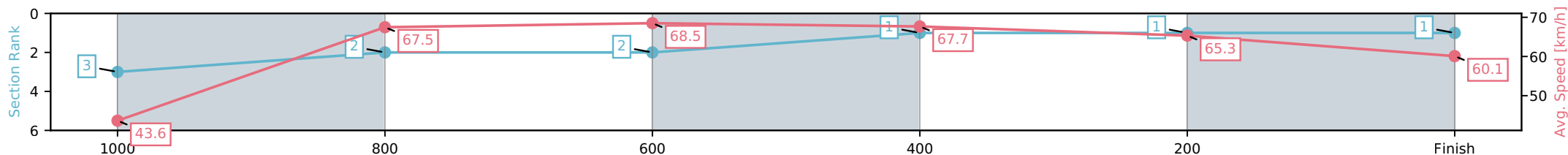
Rockhampton QLD --Professional-2026-04-12  
 Race 1: LEN MILNER MEMORIAL QTIS Three-Year-Old  
 Maiden Plate - 1050m

12 April 2026 - 10:02AM

Track Rating: Soft 5, Weather: Fine, Rail Position: +0.5m Entire Circuit



Section	L1050	L800	L600	L400	L200	L0
Section Times	0:58.94 (0:04.12)	0:54.82 [2] (0:10.63)	0:44.19 [2] (0:10.52)	0:33.67 [1] (0:10.65)	0:23.02 [1] (0:11.02)	0:12.00 [1] (0:12.00)
Average Speed [km/h]	43.6	67.5	68.5	67.7	65.3	60.1
Top Speed [km/h]	57.9	68.8	69.6	68.5	67.4	63.0
Avg. Dist. to Rail [m]	8.4	1.9	0.8	2.0	2.1	2.4
Avg. Stride Freq. [Hz]	2.4	2.5	2.5	2.4	2.4	2.3
Avg. Stride Length [m]	5.5	7.5	7.8	7.9	7.9	7.6



[ ] Ranking at each section and finish  
 -:-:- No data available at this section  
 NA No data available

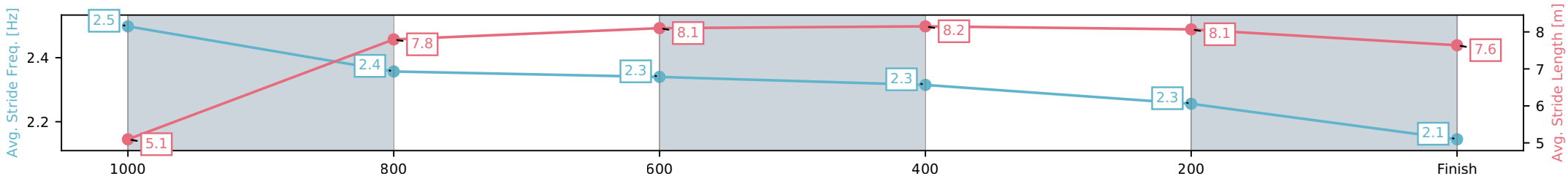
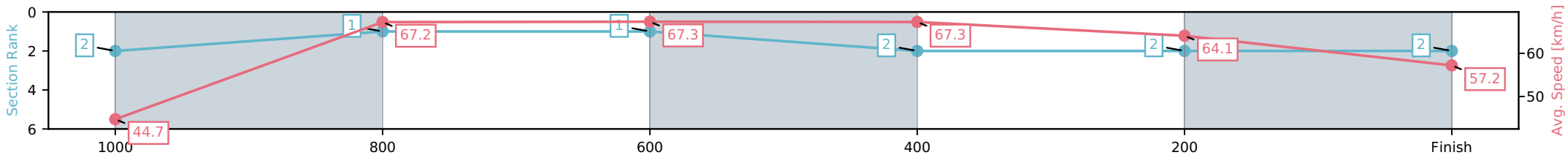
Horse/Jockey Name	Zousain's Choice/Fred Larson
Finish Rank	2
Fastest Section Time (Section)	0:10.60 (800-600)
Top Speed [km/h] (Section)	69.4 (1000-800)
Race State	Finished



Rockhampton QLD --Professional-2026-04-12  
 Race 1: LEN MILNER MEMORIAL QTIS Three-Year-Old  
 Maiden Plate - 1050m  
 12 April 2026 - 10:02AM  
 Track Rating: Soft 5, Weather: Fine, Rail Position: +0.5m Entire Circuit



Section	L1050	L800	L600	L400	L200	L0
Section Times	0:59.70 (0:03.99)	0:55.71 [1] (0:10.63)	0:45.08 [1] (0:10.60)	0:34.48 [2] (0:10.71)	0:23.77 [2] (0:11.24)	0:12.52 [2] (0:12.52)
Average Speed [km/h]	44.7	67.2	67.3	67.3	64.1	57.2
Top Speed [km/h]	57.6	69.4	68.6	68.2	66.3	61.2
Avg. Dist. to Rail [m]	6.5	1.7	1.1	1.4	1.1	1.9
Avg. Stride Freq. [Hz]	2.5	2.4	2.3	2.3	2.3	2.1
Avg. Stride Length [m]	5.1	7.8	8.1	8.2	8.1	7.6



[ ] Ranking at each section and finish  
 -:-:- No data available at this section  
 NA No data available

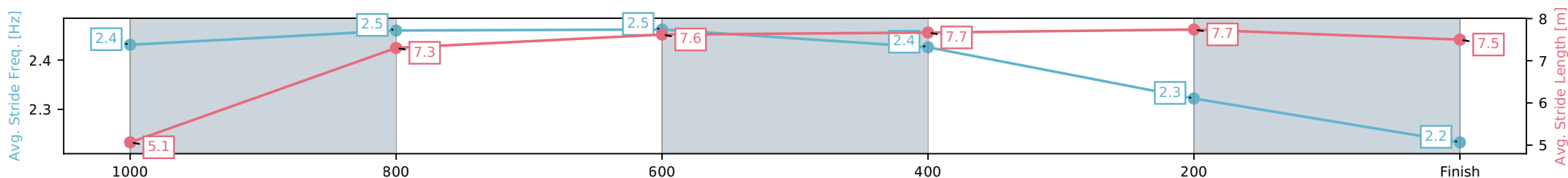
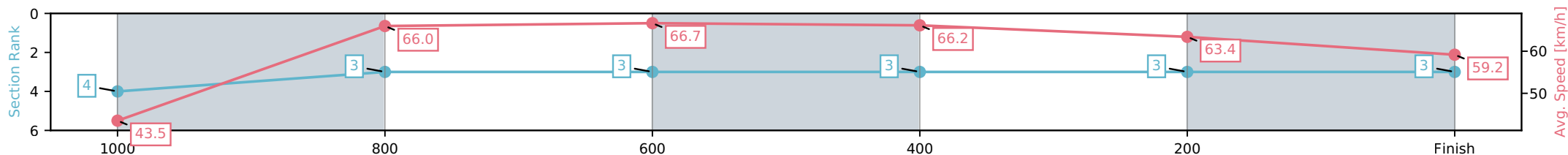
Horse/Jockey Name	Readyette/Chris McIver
Finish Rank	3
Fastest Section Time (Section)	0:10.68 (800-600)
Top Speed [km/h] (Section)	67.9 (1000-800)
Race State	Finished



Rockhampton QLD --Professional-2026-04-12  
 Race 1: LEN MILNER MEMORIAL QTIS Three-Year-Old  
 Maiden Plate - 1050m  
 12 April 2026 - 10:02AM  
 Track Rating: Soft 5, Weather: Fine, Rail Position: +0.5m Entire Circuit



Section	L1050	L800	L600	L400	L200	L0
Section Times	0:59.99 (0:04.13)	0:55.86 [3] (0:10.84)	0:45.02 [3] (0:10.68)	0:34.34 [3] (0:10.88)	0:23.46 [3] (0:11.35)	0:12.10 [3] (0:12.10)
Average Speed [km/h]	43.5	66.0	66.7	66.2	63.4	59.2
Top Speed [km/h]	56.0	67.9	67.6	66.9	66.3	60.8
Avg. Dist. to Rail [m]	3.3	1.2	1.1	1.0	0.4	2.0
Avg. Stride Freq. [Hz]	2.4	2.5	2.5	2.4	2.3	2.2
Avg. Stride Length [m]	5.1	7.3	7.6	7.7	7.7	7.5



- [ ] Ranking at each section and finish
- :-:- No data available at this section
- NA No data available

Horse/Jockey Name	Trickett's Jewel/Raul Silvera Olivera
Finish Rank	4
Fastest Section Time (Section)	0:10.80 (800-600)
Top Speed [km/h] (Section)	68.9 (1000-800)
Race State	Finished



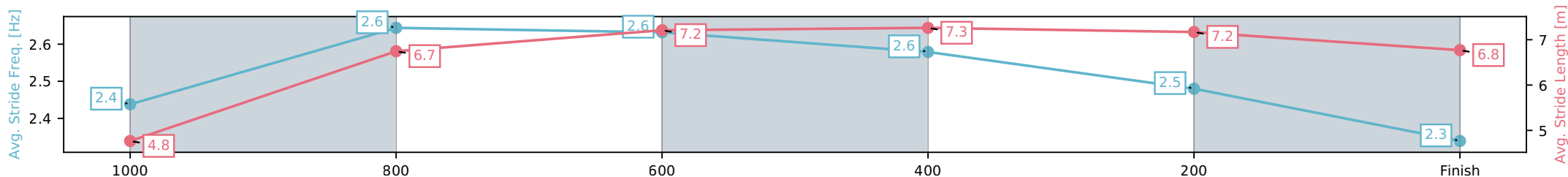
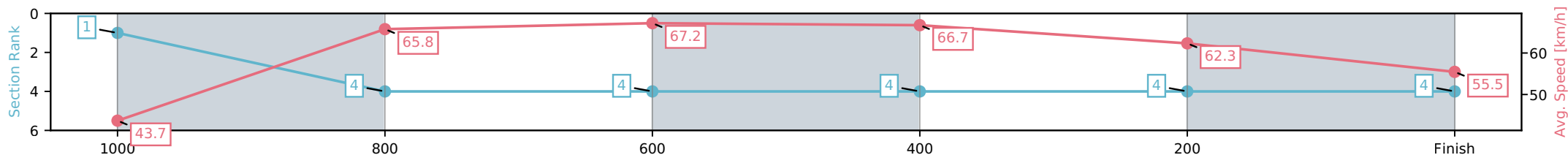
Rockhampton QLD --Professional-2026-04-12  
 Race 1: LEN MILNER MEMORIAL QTIS Three-Year-Old  
 Maiden Plate - 1050m

12 April 2026 - 10:02AM

Track Rating: Soft 5, Weather: Fine, Rail Position: +0.5m Entire Circuit



Section	L1050	L800	L600	L400	L200	L0
Section Times	1:01.05 (0:03.96)	0:57.09 [4] (0:11.05)	0:46.04 [4] (0:10.80)	0:35.23 [4] (0:10.81)	0:24.43 [4] (0:11.55)	0:12.88 [4] (0:12.88)
Average Speed [km/h]	43.7	65.8	67.2	66.7	62.3	55.5
Top Speed [km/h]	54.1	68.9	68.1	67.9	65.9	59.5
Avg. Dist. to Rail [m]	7.8	2.3	0.9	1.6	2.8	3.7
Avg. Stride Freq. [Hz]	2.4	2.6	2.6	2.6	2.5	2.3
Avg. Stride Length [m]	4.8	6.7	7.2	7.3	7.2	6.8



- [ ] Ranking at each section and finish
- :-:- No data available at this section
- NA No data available



# Rockhampton QLD

Race 2: BRISBANE AIRPORT HOTELS GROUP Maiden Handicap (QTIS bonuses applicable 2&3YO Only) - 1200m

12 April 2026 - 10:36AM

Track Rating: Soft 6, Weather: Fine, Rail Position: +0.5m Entire Circuit



Field Times (Race Tempo)      1:09.80    0:57.33    0:45.91    0:34.09    0:22.78    0:11.66  
 (0:12.47)    (0:11.43)    (0:11.82)    (0:11.31)    (0:11.11)    (0:11.66)

Rank	TAB#	Horse	Overall Time	First 400m	Top Speed km/h (Section)	L1200	L1000	L800	L600	L400	L200		
	(BAR#)	Jockey	Margin (DT-W)	Last 600m	Fastest Section (Time)	Start - 1000	1000 - 800	800 - 600	600 - 400	400 - 200	200 - Finish		
1	6	Scialla	1:09.80	0:24.21	66.1 (600-400)	1:09.80	0:57.08 [3]	0:45.60 [3]	0:33.81 [4]	0:22.42 [4]	0:11.27 [5]		
	(1)	Leah Martyn		0:33.81	400-200 (0:11.15)	(0:12.72)	(0:11.49)	(0:11.78)	(0:11.39)	(0:11.15)	(0:11.27)		
2	7	Pulsating	1:09.94	0:23.90	65.5 (400-200)	1:09.94	0:57.47 [1]	0:46.05 [1]	0:34.22 [1]	0:22.92 [1]	0:11.80 [1]		
	(8)	Nikki Olzard	0.8L (-2)	0:34.22	400-200 (0:11.11)	(0:12.47)	(0:11.43)	(0:11.82)	(0:11.31)	(0:11.11)	(0:11.80)		
3	8	Sport	1:09.96	0:24.54	66.3 (400-200)	1:09.96	0:56.77 [6]	0:45.42 [6]	0:33.80 [6]	0:22.58 [5]	0:11.61 [2]		
	(5)	Raul Silvera Olivera	1.0L (+3)	0:33.80	400-200 (0:10.97)	(0:13.19)	(0:11.35)	(0:11.62)	(0:11.22)	(0:10.97)	(0:11.61)		
4	2	Provisieur	1:10.29	0:24.77	66.8 (400-200)	1:10.29	0:56.87 [7]	0:45.52 [7]	0:33.92 [7]	0:22.67 [8]	0:11.68 [6]		
	(6)	Ryan Wiggins	2.9L (+0)	0:33.91	400-200 (0:10.99)	(0:13.42)	(0:11.35)	(0:11.61)	(0:11.24)	(0:10.99)	(0:11.68)		
5	1	Always Delivers	1:10.50	0:24.90	66.9 (600-400)	1:10.50	0:56.99 [8]	0:45.60 [8]	0:33.89 [8]	0:22.94 [7]	0:11.88 [7]		
	(7)	Fred Larson	4.1L (+2)	0:33.89	600-400 (0:10.95)	(0:13.51)	(0:11.39)	(0:11.71)	(0:10.95)	(0:11.06)	(0:11.88)		
6	10	She's Got It	1:10.54	0:23.98	65.7 (1200 - 1000)	1:10.54	0:58.00 [2]	0:46.56 [2]	0:34.69 [2]	0:23.34 [3]	0:12.17 [3]		
	(2)	McKenzie Apel	4.3L (-1)	0:34.69	400-200 (0:11.18)	(0:12.54)	(0:11.44)	(0:11.87)	(0:11.34)	(0:11.18)	(0:12.17)		
7	5	Say It Loud	1:10.60	0:24.24	66.8 (600-400)	1:10.60	0:57.76 [4]	0:46.36 [4]	0:34.72 [3]	0:23.47 [2]	0:12.22 [4]		
	(4)	Justin P Stanley	4.7L (+1)	0:34.72	400-200 (0:11.24)	(0:12.84)	(0:11.40)	(0:11.64)	(0:11.26)	(0:11.24)	(0:12.22)		
8	9	Just Like Rosie	1:11.67	0:24.37	64.7 (400-200)	1:11.67	0:58.74 [5]	0:47.31 [5]	0:35.57 [5]	0:24.14 [6]	0:12.69 [8]		
	(3)	Chris Mclver	11.1L (-1)	0:35.57	600-400 (0:11.43)	(0:12.93)	(0:11.44)	(0:11.73)	(0:11.43)	(0:11.45)	(0:12.69)		

Scratched: Tiger Jim (#3), Watchfulwilderness (#4)

Report Created: Sun 12 April 2026

(Note: Races are conducted over an approximate distance as close as possible to the advertised distance, and recorded data may vary accordingly. Official times refer to race times only and do not include handicap times.)

[ ] Position in running at each section and finish    TAB#    Saddle cloth number

Fastest split

-:--:-- No data available at this section

BAR#    Barrier/Gate Position

Fastest section

NA    No data available

DNF    Did not finish

DNT    Did not track

DT-W    Distance travelled compared to winner in metres

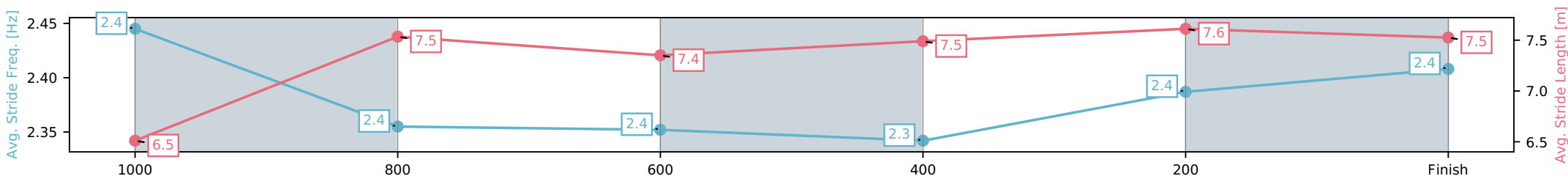
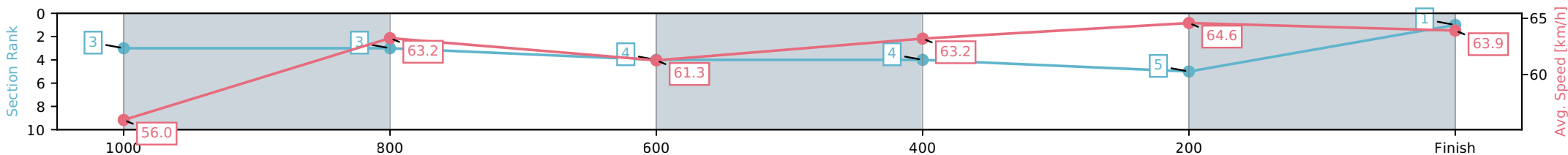
Horse/Jockey Name	Scialla/Leah Martyn
Finish Rank	1
Fastest Section Time (Section)	0:11.15 (400-200)
Top Speed [km/h] (Section)	66.1 (600-400)
Race State	Finished



Rockhampton QLD --Professional-2026-04-12  
 Race 2: BRISBANE AIRPORT HOTELS GROUP Maiden Handicap (QTIS bonuses applicable 2&3YO Only) - 1200m  
 12 April 2026 - 10:36AM  
 Track Rating: Soft 6, Weather: Fine, Rail Position: +0.5m Entire Circuit



Section	L1200	L1000	L800	L600	L400	L200
Section Times	1:09.80 (0:12.72)	0:57.08 [3] (0:11.49)	0:45.60 [4] (0:11.78)	0:33.81 [4] (0:11.39)	0:22.42 [5] (0:11.15)	0:11.27 [1] (0:11.27)
Average Speed [km/h]	56.0	63.2	61.3	63.2	64.6	63.9
Top Speed [km/h]	63.4	65.0	62.6	66.1	65.3	65.8
Avg. Dist. to Rail [m]	3.2	1.8	0.5	0.8	1.1	1.0
Avg. Stride Freq. [Hz]	2.4	2.4	2.4	2.3	2.4	2.4
Avg. Stride Length [m]	6.5	7.5	7.4	7.5	7.6	7.5



[ ] Ranking at each section and finish  
 -:-:- No data available at this section  
 NA No data available

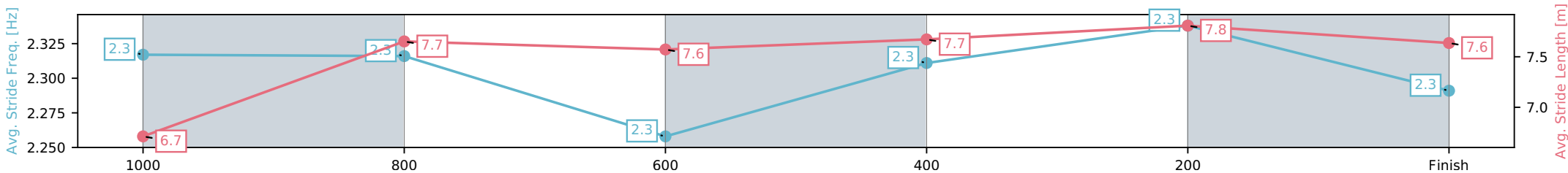
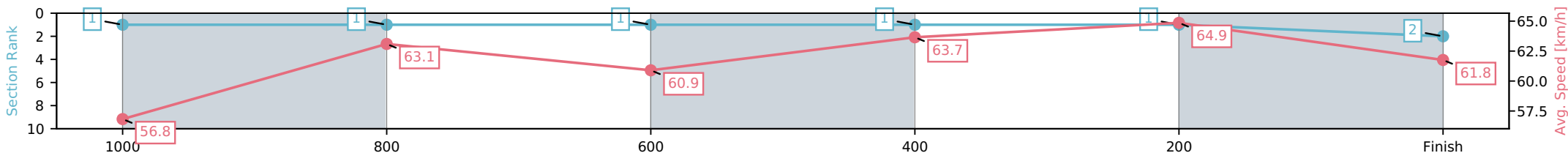
Horse/Jockey Name	Pulsating/Nikki Olzard
Finish Rank	2
Fastest Section Time (Section)	0:11.11 (400-200)
Top Speed [km/h] (Section)	65.5 (400-200)
Race State	Finished



Rockhampton QLD --Professional-2026-04-12  
 Race 2: BRISBANE AIRPORT HOTELS GROUP Maiden Handicap (QTIS bonuses applicable 2&3YO Only) - 1200m  
 12 April 2026 - 10:36AM  
 Track Rating: Soft 6, Weather: Fine, Rail Position: +0.5m Entire Circuit



Section	L1200	L1000	L800	L600	L400	L200
Section Times	1:09.94 (0:12.47)	0:57.47 [1] (0:11.43)	0:46.05 [1] (0:11.82)	0:34.22 [1] (0:11.31)	0:22.92 [1] (0:11.11)	0:11.80 [2] (0:11.80)
Average Speed [km/h]	56.8	63.1	60.9	63.7	64.9	61.8
Top Speed [km/h]	63.6	65.1	63.0	65.4	65.5	64.1
Avg. Dist. to Rail [m]	5.2	0.4	0.2	0.3	0.4	0.6
Avg. Stride Freq. [Hz]	2.3	2.3	2.3	2.3	2.3	2.3
Avg. Stride Length [m]	6.7	7.7	7.6	7.7	7.8	7.6



[ ] Ranking at each section and finish  
 -:-:- No data available at this section  
 NA No data available

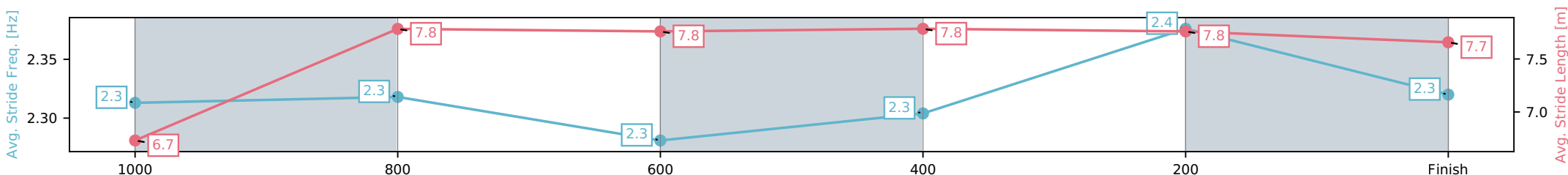
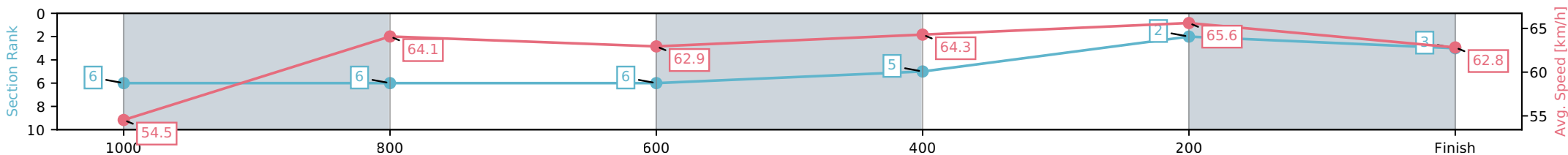
Horse/Jockey Name	Sport/Raul Silvera Olivera
Finish Rank	3
Fastest Section Time (Section)	0:10.97 (400-200)
Top Speed [km/h] (Section)	66.3 (400-200)
Race State	Finished



Rockhampton QLD --Professional-2026-04-12  
 Race 2: BRISBANE AIRPORT HOTELS GROUP Maiden Handicap (QTIS bonuses applicable 2&3YO Only) - 1200m  
 12 April 2026 - 10:36AM  
 Track Rating: Soft 6, Weather: Fine, Rail Position: +0.5m Entire Circuit



Section	L1200	L1000	L800	L600	L400	L200
Section Times	1:09.96 (0:13.19)	0:56.77 [6] (0:11.35)	0:45.42 [6] (0:11.62)	0:33.80 [5] (0:11.22)	0:22.58 [2] (0:10.97)	0:11.61 [3] (0:11.61)
Average Speed [km/h]	54.5	64.1	62.9	64.3	65.6	62.8
Top Speed [km/h]	65.2	65.0	63.5	65.7	66.3	64.2
Avg. Dist. to Rail [m]	5.8	1.8	1.8	3.2	5.0	7.5
Avg. Stride Freq. [Hz]	2.3	2.3	2.3	2.3	2.4	2.3
Avg. Stride Length [m]	6.7	7.8	7.8	7.8	7.8	7.7



[ ] Ranking at each section and finish  
 -:-:- No data available at this section  
 NA No data available

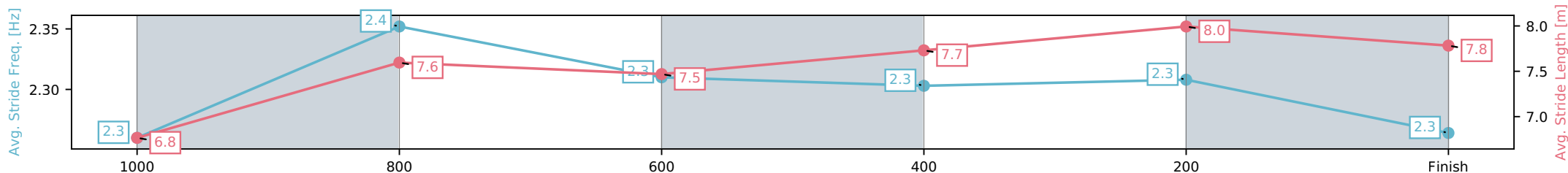
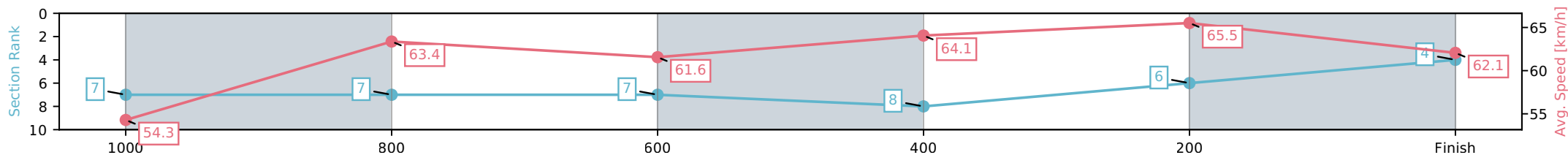
Horse/Jockey Name	Provisieur/Ryan Wiggins
Finish Rank	4
Fastest Section Time (Section)	0:10.99 (400-200)
Top Speed [km/h] (Section)	66.8 (400-200)
Race State	Finished



Rockhampton QLD --Professional-2026-04-12  
 Race 2: BRISBANE AIRPORT HOTELS GROUP Maiden Handicap (QTIS bonuses applicable 2&3YO Only) - 1200m  
 12 April 2026 - 10:36AM  
 Track Rating: Soft 6, Weather: Fine, Rail Position: +0.5m Entire Circuit



Section	L1200	L1000	L800	L600	L400	L200
Section Times	1:10.29 (0:13.42)	0:56.87 [7] (0:11.35)	0:45.52 [7] (0:11.61)	0:33.92 [8] (0:11.24)	0:22.67 [6] (0:10.99)	0:11.68 [4] (0:11.68)
Average Speed [km/h]	54.3	63.4	61.6	64.1	65.5	62.1
Top Speed [km/h]	65.5	66.0	62.8	66.8	66.8	64.4
Avg. Dist. to Rail [m]	4.7	0.3	1.0	1.2	2.1	4.4
Avg. Stride Freq. [Hz]	2.3	2.4	2.3	2.3	2.3	2.3
Avg. Stride Length [m]	6.8	7.6	7.5	7.7	8.0	7.8



- [ ] Ranking at each section and finish
- :-:- No data available at this section
- NA No data available

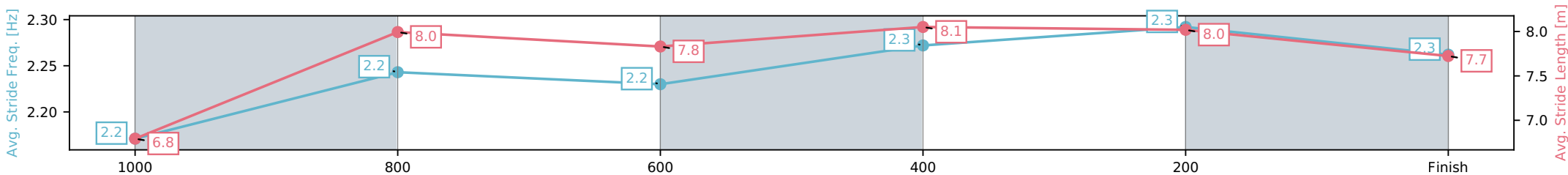
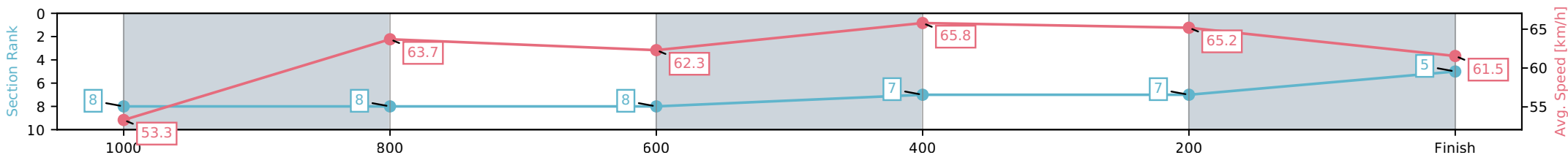
Horse/Jockey Name	Always Delivers/Fred Larson
Finish Rank	5
Fastest Section Time (Section)	0:10.95 (600-400)
Top Speed [km/h] (Section)	66.9 (600-400)
Race State	Finished



Rockhampton QLD --Professional-2026-04-12  
 Race 2: BRISBANE AIRPORT HOTELS GROUP Maiden Handicap (QTIS bonuses applicable 2&3YO Only) - 1200m  
 12 April 2026 - 10:36AM  
 Track Rating: Soft 6, Weather: Fine, Rail Position: +0.5m Entire Circuit



Section	L1200	L1000	L800	L600	L400	L200
Section Times	1:10.50 (0:13.51)	0:56.99 [8] (0:11.39)	0:45.60 [8] (0:11.71)	0:33.89 [7] (0:10.95)	0:22.94 [7] (0:11.06)	0:11.88 [5] (0:11.88)
Average Speed [km/h]	53.3	63.7	62.3	65.8	65.2	61.5
Top Speed [km/h]	64.4	65.6	62.9	66.9	66.1	64.4
Avg. Dist. to Rail [m]	6.7	1.6	1.6	3.4	5.0	8.2
Avg. Stride Freq. [Hz]	2.2	2.2	2.2	2.3	2.3	2.3
Avg. Stride Length [m]	6.8	8.0	7.8	8.1	8.0	7.7



[ ] Ranking at each section and finish  
 -:-:- No data available at this section  
 NA No data available

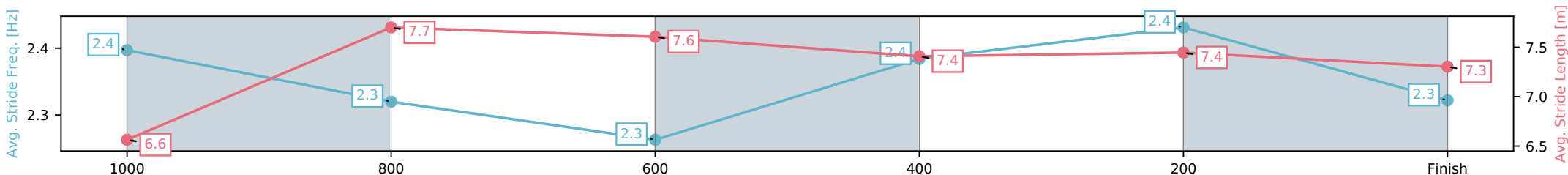
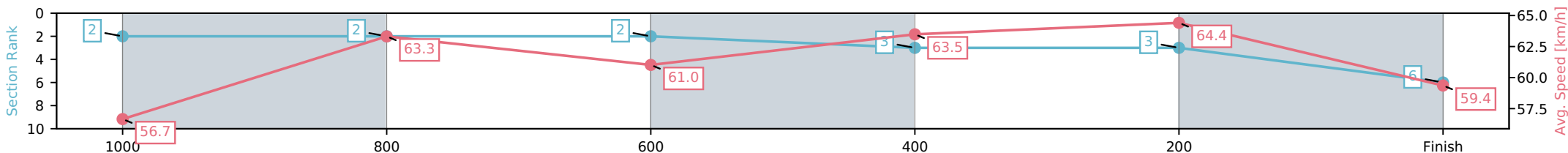
Horse/Jockey Name	She's Got It/McKenzie Apel
Finish Rank	6
Fastest Section Time (Section)	0:11.18 (400-200)
Top Speed [km/h] (Section)	65.7 (1200 - 1000)
Race State	Finished



Rockhampton QLD --Professional-2026-04-12  
 Race 2: BRISBANE AIRPORT HOTELS GROUP Maiden Handicap (QTIS bonuses applicable 2&3YO Only) - 1200m  
 12 April 2026 - 10:36AM  
 Track Rating: Soft 6, Weather: Fine, Rail Position: +0.5m Entire Circuit



Section	L1200	L1000	L800	L600	L400	L200
Section Times	1:10.54 (0:12.54)	0:58.00 [2] (0:11.44)	0:46.56 [2] (0:11.87)	0:34.69 [3] (0:11.34)	0:23.34 [3] (0:11.18)	0:12.17 [6] (0:12.17)
Average Speed [km/h]	56.7	63.3	61.0	63.5	64.4	59.4
Top Speed [km/h]	65.7	65.0	62.7	64.8	65.3	62.7
Avg. Dist. to Rail [m]	4.8	1.3	0.8	1.1	1.7	3.3
Avg. Stride Freq. [Hz]	2.4	2.3	2.3	2.4	2.4	2.3
Avg. Stride Length [m]	6.6	7.7	7.6	7.4	7.4	7.3



[ ] Ranking at each section and finish  
 -:-:- No data available at this section  
 NA No data available

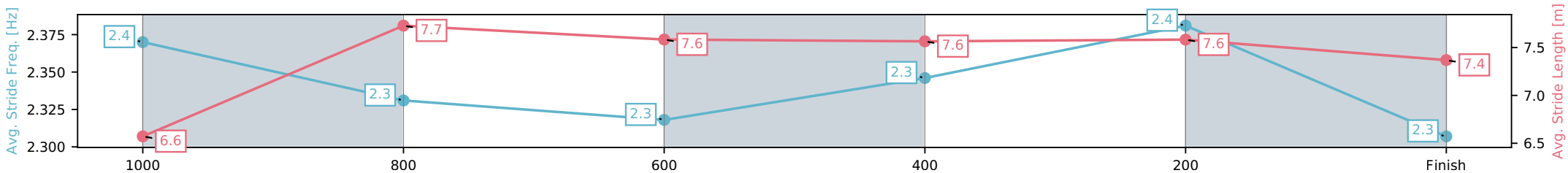
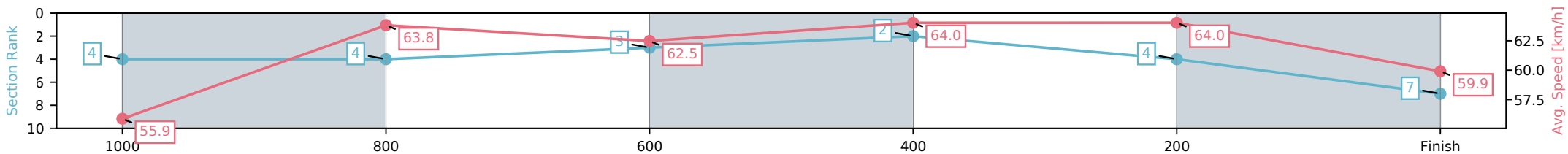
Horse/Jockey Name	Say It Loud/Justin P Stanley
Finish Rank	7
Fastest Section Time (Section)	0:11.24 (400-200)
Top Speed [km/h] (Section)	66.8 (600-400)
Race State	Finished



Rockhampton QLD --Professional-2026-04-12  
 Race 2: BRISBANE AIRPORT HOTELS GROUP Maiden Handicap (QTIS bonuses applicable 2&3YO Only) - 1200m  
 12 April 2026 - 10:36AM  
 Track Rating: Soft 6, Weather: Fine, Rail Position: +0.5m Entire Circuit



Section	L1200	L1000	L800	L600	L400	L200
Section Times	1:10.60 (0:12.84)	0:57.76 [4] (0:11.40)	0:46.36 [3] (0:11.64)	0:34.72 [2] (0:11.26)	0:23.47 [4] (0:11.24)	0:12.22 [7] (0:12.22)
Average Speed [km/h]	55.9	63.8	62.5	64.0	64.0	59.9
Top Speed [km/h]	65.2	65.4	63.5	66.8	64.9	62.6
Avg. Dist. to Rail [m]	5.1	2.1	1.2	2.1	3.2	4.9
Avg. Stride Freq. [Hz]	2.4	2.3	2.3	2.3	2.4	2.3
Avg. Stride Length [m]	6.6	7.7	7.6	7.6	7.6	7.4



- [ ] Ranking at each section and finish
- :-:- No data available at this section
- NA No data available

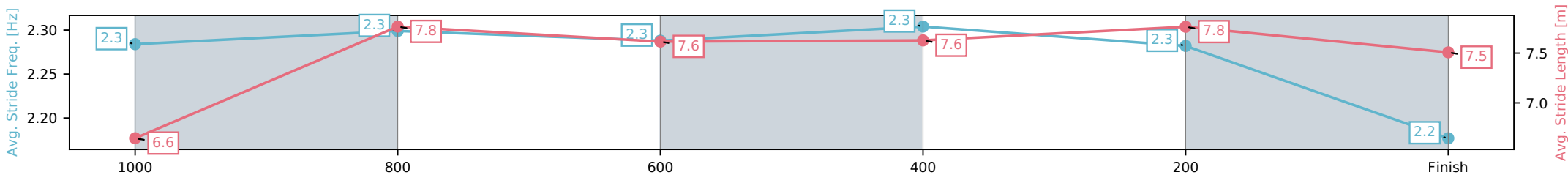
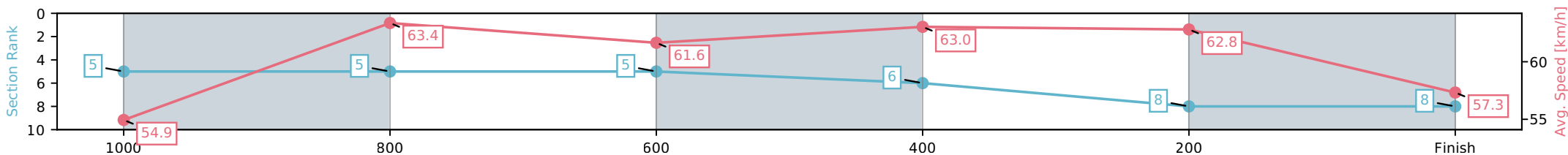
Horse/Jockey Name	Just Like Rosie/Chris McIver
Finish Rank	8
Fastest Section Time (Section)	0:11.43 (600-400)
Top Speed [km/h] (Section)	64.7 (400-200)
Race State	Finished



Rockhampton QLD --Professional-2026-04-12  
 Race 2: BRISBANE AIRPORT HOTELS GROUP Maiden Handicap (QTIS bonuses applicable 2&3YO Only) - 1200m  
 12 April 2026 - 10:36AM  
 Track Rating: Soft 6, Weather: Fine, Rail Position: +0.5m Entire Circuit



Section	L1200	L1000	L800	L600	L400	L200
Section Times	1:11.67 (0:12.93)	0:58.74 [5] (0:11.44)	0:47.31 [5] (0:11.73)	0:35.57 [6] (0:11.43)	0:24.14 [8] (0:11.45)	0:12.69 [8] (0:12.69)
Average Speed [km/h]	54.9	63.4	61.6	63.0	62.8	57.3
Top Speed [km/h]	64.2	64.3	62.5	64.6	64.7	60.9
Avg. Dist. to Rail [m]	3.8	1.2	0.5	1.4	1.6	2.3
Avg. Stride Freq. [Hz]	2.3	2.3	2.3	2.3	2.3	2.2
Avg. Stride Length [m]	6.6	7.8	7.6	7.6	7.8	7.5



[ ] Ranking at each section and finish  
 -:-:- No data available at this section  
 NA No data available



# Rockhampton QLD

## Race 3: ROCKHAMPTON MINI LOADS BENCHMARK 65 Handicap - 1050m

12 April 2026 - 11:10AM



Track Rating: Soft 6, Weather: Fine, Rail Position: +0.5m Entire Circuit

Field Times (Race Tempo)      0:58.76    0:55.64    0:44.67    0:33.67    0:22.80    0:11.79  
    (0:03.12)    (0:10.97)    (0:11.00)    (0:10.88)    (0:11.01)    (0:11.79)

Rank	TAB#	Horse	Overall Time	First 400m	Top Speed km/h (Section)	L1050	L1000	L800	L600	L400	L200		
	(BAR#)	Jockey	Margin (DT-W)	Last 600m	Fastest Section (Time)	Start - 1000	1000 - 800	800 - 600	600 - 400	400 - 200	200 - Finish		
1	2	Sailor's Rum	0:58.76	0:23.00	68.2 (600-400)	0:58.76	0:55.50 [3]	0:44.25 [3]	0:33.36 [3]	0:22.66 [3]	0:11.79 [1]		
	(6)	Leah Martyn		0:33.36	600-400 (0:10.70)	(0:03.26)	(0:11.25)	(0:10.89)	(0:10.70)	(0:10.87)	(0:11.79)		
2	5	Pretty Slick	0:59.18	0:22.92	67.4 (600-400)	0:59.18	0:56.06 [1]	0:44.88 [2]	0:33.98 [2]	0:23.16 [2]	0:12.05 [2]		
	(1)	Ryan Wiggins	2.5L (-3)	0:33.97	600-400 (0:10.82)	(0:03.12)	(0:11.18)	(0:10.90)	(0:10.82)	(0:11.10)	(0:12.05)		
3	6	Our Eagle Rock	0:59.43	0:22.96	69.5 (1000-800)	0:59.43	0:55.95 [5]	0:44.89 [4]	0:33.94 [4]	0:23.19 [4]	0:12.08 [4]		
	(4)	Nikki Olzard	3.9L (-2)	0:33.94	600-400 (0:10.76)	(0:03.48)	(0:11.06)	(0:10.95)	(0:10.76)	(0:11.10)	(0:12.08)		
4	7	Electric Brae	0:59.45	0:23.83	69.2 (600-400)	0:59.45	0:55.78 [7]	0:44.12 [7]	0:33.04 [7]	0:22.40 [7]	0:11.60 [7]		
	(5)	McKenzie Apel	4.0L (-3)	0:33.04	600-400 (0:10.64)	(0:03.66)	(0:11.66)	(0:11.08)	(0:10.64)	(0:10.80)	(0:11.60)		
5	8	Prucia	0:59.51	0:23.51	67.4 (600-400)	0:59.51	0:56.04 [4]	0:44.61 [6]	0:33.52 [6]	0:22.58 [6]	0:11.75 [6]		
	(7)	Gabrielle Semmens	4.5L (+2)	0:33.52	400-200 (0:10.83)	(0:03.47)	(0:11.43)	(0:11.09)	(0:10.94)	(0:10.83)	(0:11.75)		
6	9	Rowdash	0:59.67	0:23.42	69.5 (600-400)	0:59.67	0:56.05 [6]	0:44.80 [5]	0:33.70 [5]	0:23.07 [5]	0:12.18 [5]		
	(3)	Fred Larson	5.4L (-2)	0:33.70	600-400 (0:10.63)	(0:03.62)	(0:11.25)	(0:11.10)	(0:10.63)	(0:10.89)	(0:12.18)		
7	3	Cobbo	0:59.83	0:22.73	67.7 (1000-800)	0:59.83	0:56.69 [2]	0:45.74 [1]	0:34.74 [1]	0:23.87 [1]	0:12.56 [3]		
	(2)	Raul Silvera Olivera	6.3L (-2)	0:34.74	600-400 (0:10.88)	(0:03.14)	(0:10.95)	(0:11.00)	(0:10.88)	(0:11.30)	(0:12.56)		

Scratched: Presocratics (#1), Answering (#4), Crimson Decipher (#10)

Report Created: Sun 12 April 2026

(Note: Races are conducted over an approximate distance as close as possible to the advertised distance, and recorded data may vary accordingly. Official times refer to race times only and do not include handicap times.)

[ ] Position in running at each section and finish    TAB# Saddle cloth number

-:-:- No data available at this section

NA No data available

DNT Did not track

BAR# Barrier/Gate Position

DNF Did not finish

DT-W Distance travelled compared to winner in metres

Fastest split

Fastest section

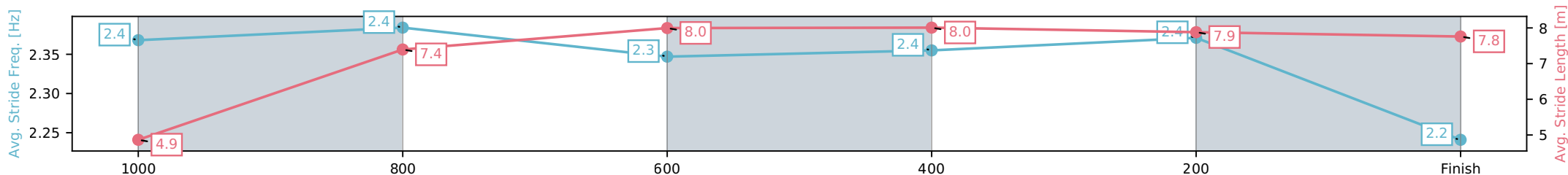
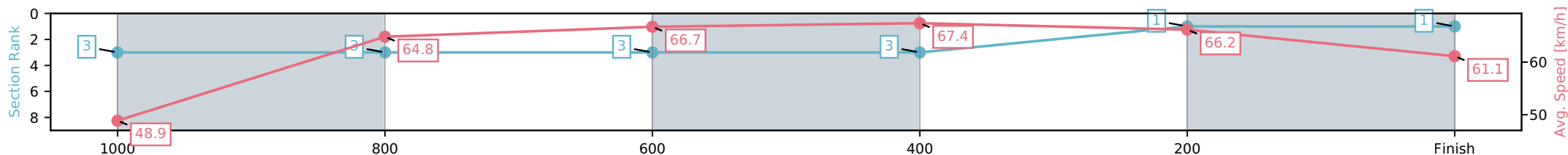
Horse/Jockey Name	Sailor's Rum/Leah Martyn
Finish Rank	1
Fastest Section Time (Section)	0:10.70 (600-400)
Top Speed [km/h] (Section)	68.2 (600-400)
Race State	Finished



Rockhampton QLD --Professional-2026-04-12  
 Race 3: ROCKHAMPTON MINI LOADS BENCHMARK 65  
 Handicap - 1050m  
 12 April 2026 - 11:10AM  
 Track Rating: Soft 6, Weather: Fine, Rail Position: +0.5m Entire Circuit



Section	L1050	L800	L600	L400	L200	L0
Section Times	0:58.76 (0:03.26)	0:55.50 [3] (0:11.25)	0:44.25 [3] (0:10.89)	0:33.36 [3] (0:10.70)	0:22.66 [1] (0:10.87)	0:11.79 [1] (0:11.79)
Average Speed [km/h]	48.9	64.8	66.7	67.4	66.2	61.1
Top Speed [km/h]	56.6	67.0	67.9	68.2	68.2	64.5
Avg. Dist. to Rail [m]	10.9	3.7	1.2	2.0	2.9	4.2
Avg. Stride Freq. [Hz]	2.4	2.4	2.3	2.4	2.4	2.2
Avg. Stride Length [m]	4.9	7.4	8.0	8.0	7.9	7.8



- [ ] Ranking at each section and finish
- :-:- No data available at this section
- NA No data available

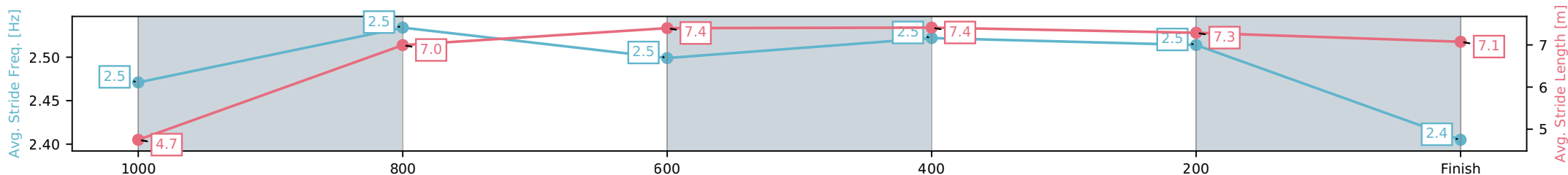
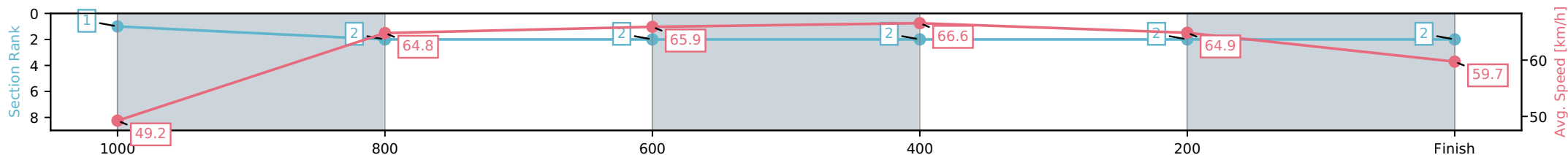
Horse/Jockey Name	Pretty Slick/Ryan Wiggins
Finish Rank	2
Fastest Section Time (Section)	0:10.82 (600-400)
Top Speed [km/h] (Section)	67.4 (600-400)
Race State	Finished



Rockhampton QLD --Professional-2026-04-12  
 Race 3: ROCKHAMPTON MINI LOADS BENCHMARK 65  
 Handicap - 1050m  
 12 April 2026 - 11:10AM  
 Track Rating: Soft 6, Weather: Fine, Rail Position: +0.5m Entire Circuit



Section	L1050	L800	L600	L400	L200	L0
Section Times	0:59.18 (0:03.12)	0:56.06 [2] (0:11.18)	0:44.88 [2] (0:10.90)	0:33.98 [2] (0:10.82)	0:23.16 [2] (0:11.10)	0:12.05 [2] (0:12.05)
Average Speed [km/h]	49.2	64.8	65.9	66.6	64.9	59.7
Top Speed [km/h]	55.6	66.7	66.6	67.4	66.0	63.1
Avg. Dist. to Rail [m]	6.7	1.8	0.3	0.8	1.2	3.7
Avg. Stride Freq. [Hz]	2.5	2.5	2.5	2.5	2.5	2.4
Avg. Stride Length [m]	4.7	7.0	7.4	7.4	7.3	7.1



[ ] Ranking at each section and finish  
 -:-:- No data available at this section  
 NA No data available

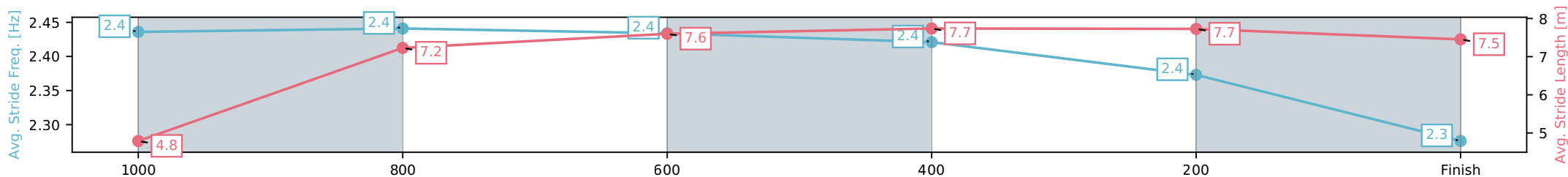
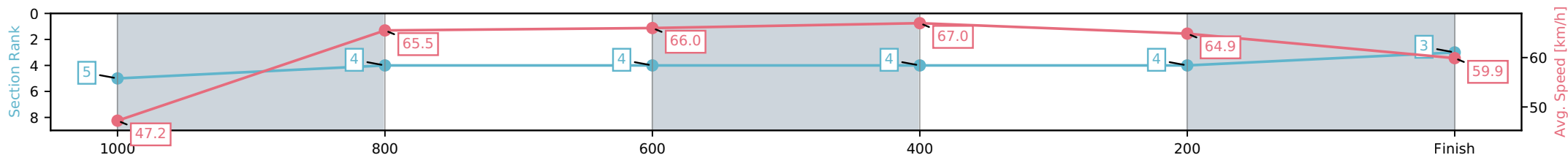
Horse/Jockey Name	Our Eagle Rock/Nikki Olzard
Finish Rank	3
Fastest Section Time (Section)	0:10.76 (600-400)
Top Speed [km/h] (Section)	69.5 (1000-800)
Race State	Finished



Rockhampton QLD --Professional-2026-04-12  
 Race 3: ROCKHAMPTON MINI LOADS BENCHMARK 65  
 Handicap - 1050m  
 12 April 2026 - 11:10AM  
 Track Rating: Soft 6, Weather: Fine, Rail Position: +0.5m Entire Circuit



Section	L1050	L800	L600	L400	L200	L0
Section Times	0:59.43 (0:03.48)	0:55.95 [4] (0:11.06)	0:44.89 [4] (0:10.95)	0:33.94 [4] (0:10.76)	0:23.19 [4] (0:11.10)	0:12.08 [3] (0:12.08)
Average Speed [km/h]	47.2	65.5	66.0	67.0	64.9	59.9
Top Speed [km/h]	54.9	69.5	66.4	67.3	67.0	62.6
Avg. Dist. to Rail [m]	8.9	2.0	0.4	0.9	1.3	2.2
Avg. Stride Freq. [Hz]	2.4	2.4	2.4	2.4	2.4	2.3
Avg. Stride Length [m]	4.8	7.2	7.6	7.7	7.7	7.5



- [ ] Ranking at each section and finish
- :-:- No data available at this section
- NA No data available

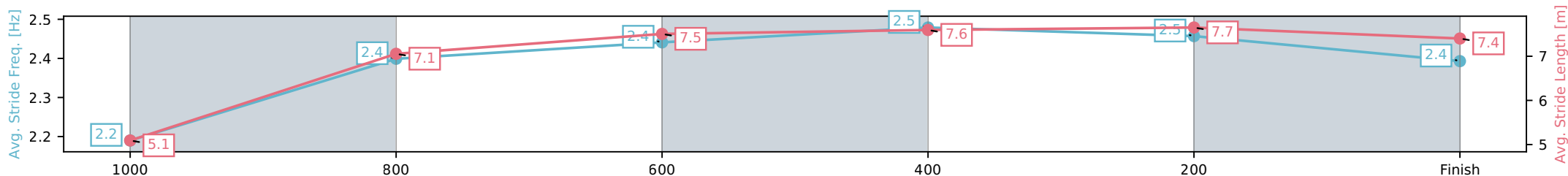
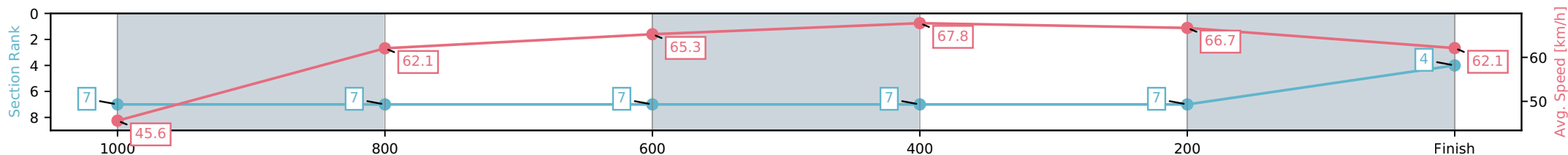
Horse/Jockey Name	Electric Brae/McKenzie Apel
Finish Rank	4
Fastest Section Time (Section)	0:10.64 (600-400)
Top Speed [km/h] (Section)	69.2 (600-400)
Race State	Finished



Rockhampton QLD --Professional-2026-04-12  
 Race 3: ROCKHAMPTON MINI LOADS BENCHMARK 65  
 Handicap - 1050m  
 12 April 2026 - 11:10AM  
 Track Rating: Soft 6, Weather: Fine, Rail Position: +0.5m Entire Circuit



Section	L1050	L800	L600	L400	L200	L0
Section Times	0:59.45 (0:03.66)	0:55.78 [7] (0:11.66)	0:44.12 [7] (0:11.08)	0:33.04 [7] (0:10.64)	0:22.40 [7] (0:10.80)	0:11.60 [4] (0:11.60)
Average Speed [km/h]	45.6	62.1	65.3	67.8	66.7	62.1
Top Speed [km/h]	53.0	64.8	65.5	69.2	68.5	66.2
Avg. Dist. to Rail [m]	10.3	1.9	0.5	1.7	1.6	1.8
Avg. Stride Freq. [Hz]	2.2	2.4	2.4	2.5	2.5	2.4
Avg. Stride Length [m]	5.1	7.1	7.5	7.6	7.7	7.4



- [ ] Ranking at each section and finish
- :-:- No data available at this section
- NA No data available

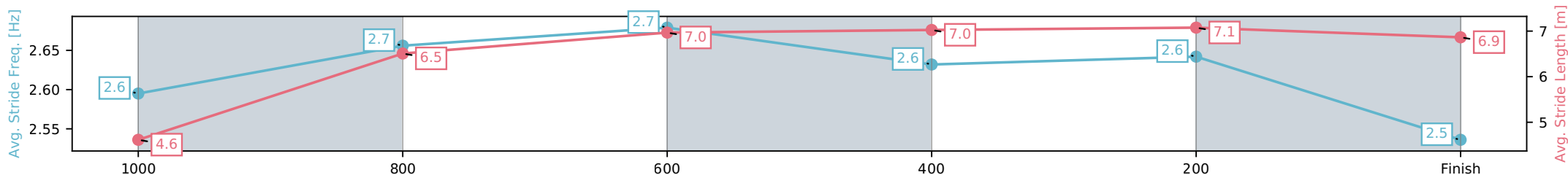
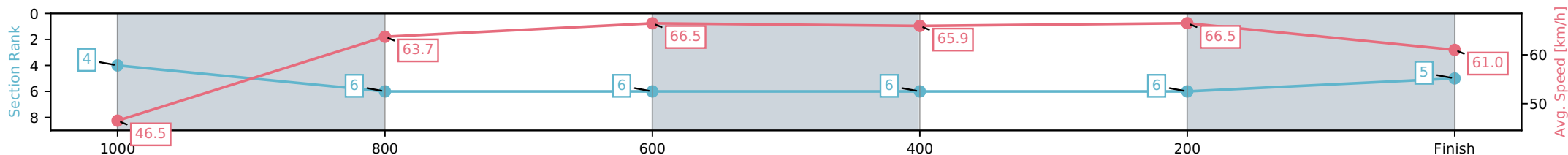
Horse/Jockey Name	Prucia/Gabrielle Semmens
Finish Rank	5
Fastest Section Time (Section)	0:10.83 (400-200)
Top Speed [km/h] (Section)	67.4 (600-400)
Race State	Finished



Rockhampton QLD --Professional-2026-04-12  
 Race 3: ROCKHAMPTON MINI LOADS BENCHMARK 65  
 Handicap - 1050m  
 12 April 2026 - 11:10AM  
 Track Rating: Soft 6, Weather: Fine, Rail Position: +0.5m Entire Circuit



Section	L1050	L800	L600	L400	L200	L0
Section Times	0:59.51 (0:03.47)	0:56.04 [6] (0:11.43)	0:44.61 [6] (0:11.09)	0:33.52 [6] (0:10.94)	0:22.58 [6] (0:10.83)	0:11.75 [5] (0:11.75)
Average Speed [km/h]	46.5	63.7	66.5	65.9	66.5	61.0
Top Speed [km/h]	53.6	67.2	67.3	67.4	67.2	65.0
Avg. Dist. to Rail [m]	12.9	3.3	2.8	2.9	5.1	8.0
Avg. Stride Freq. [Hz]	2.6	2.7	2.7	2.6	2.6	2.5
Avg. Stride Length [m]	4.6	6.5	7.0	7.0	7.1	6.9



- [ ] Ranking at each section and finish
- :-:- No data available at this section
- NA No data available

Horse/Jockey Name	Rowdash/Fred Larson
Finish Rank	6
Fastest Section Time (Section)	0:10.63 (600-400)
Top Speed [km/h] (Section)	69.5 (600-400)
Race State	Finished



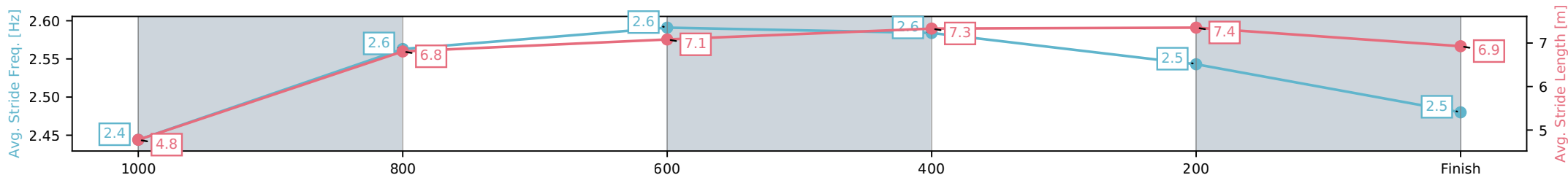
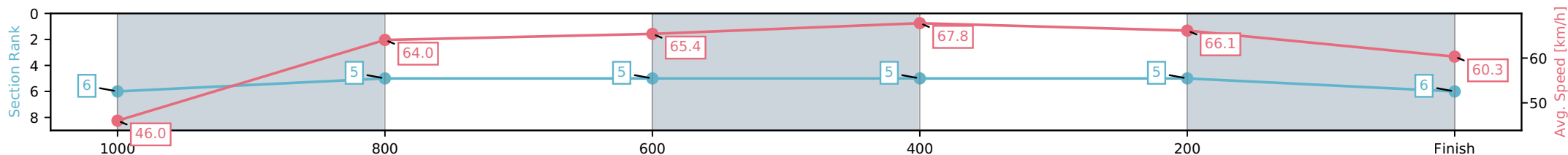
Rockhampton QLD --Professional-2026-04-12  
 Race 3: ROCKHAMPTON MINI LOADS BENCHMARK 65  
 Handicap - 1050m

12 April 2026 - 11:10AM

Track Rating: Soft 6, Weather: Fine, Rail Position: +0.5m Entire Circuit



Section	L1050	L800	L600	L400	L200	L0
Section Times	0:59.67 (0:03.62)	0:56.05 [5] (0:11.25)	0:44.80 [5] (0:11.10)	0:33.70 [5] (0:10.63)	0:23.07 [5] (0:10.89)	0:12.18 [6] (0:12.18)
Average Speed [km/h]	46.0	64.0	65.4	67.8	66.1	60.3
Top Speed [km/h]	54.1	65.9	66.3	69.5	68.5	62.6
Avg. Dist. to Rail [m]	7.9	0.9	1.0	2.1	4.7	9.9
Avg. Stride Freq. [Hz]	2.4	2.6	2.6	2.6	2.5	2.5
Avg. Stride Length [m]	4.8	6.8	7.1	7.3	7.4	6.9



[ ] Ranking at each section and finish  
 -:-:- No data available at this section  
 NA No data available

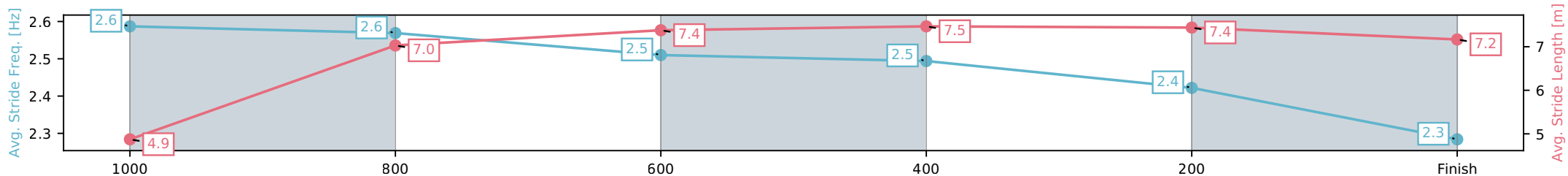
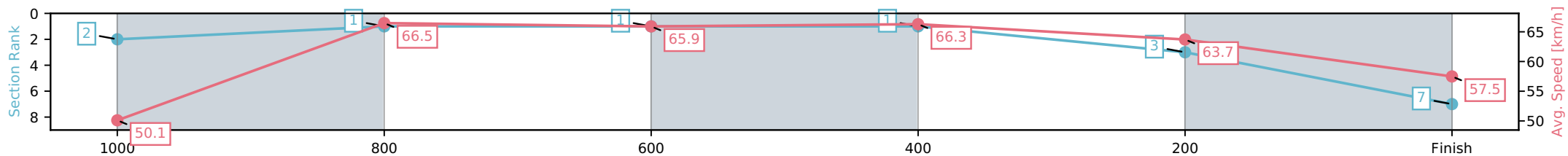
Horse/Jockey Name	Cobbo/Raul Silvera Olivera
Finish Rank	7
Fastest Section Time (Section)	0:10.88 (600-400)
Top Speed [km/h] (Section)	67.7 (1000-800)
Race State	Finished



Rockhampton QLD --Professional-2026-04-12  
 Race 3: ROCKHAMPTON MINI LOADS BENCHMARK 65  
 Handicap - 1050m  
 12 April 2026 - 11:10AM  
 Track Rating: Soft 6, Weather: Fine, Rail Position: +0.5m Entire Circuit



Section	L1050	L800	L600	L400	L200	L0
Section Times	0:59.83 (0:03.14)	0:56.69 [1] (0:10.95)	0:45.74 [1] (0:11.00)	0:34.74 [1] (0:10.88)	0:23.87 [3] (0:11.30)	0:12.56 [7] (0:12.56)
Average Speed [km/h]	50.1	66.5	65.9	66.3	63.7	57.5
Top Speed [km/h]	57.9	67.7	67.4	66.9	65.6	61.3
Avg. Dist. to Rail [m]	8.3	3.0	0.8	1.9	2.2	4.6
Avg. Stride Freq. [Hz]	2.6	2.6	2.5	2.5	2.4	2.3
Avg. Stride Length [m]	4.9	7.0	7.4	7.5	7.4	7.2



[ ] Ranking at each section and finish  
 -:-:- No data available at this section  
 NA No data available



# Rockhampton QLD

Race 4: ALLENSTOWN SQUARE MEATS Class 3 Handicap - 1400m

12 April 2026 - 11:45AM

Track Rating: Soft 6, Weather: Fine, Rail Position: +0.5m Entire Circuit



Field Times (Race Tempo)      1:22.17 (0:13.24)    1:08.93 (0:10.69)    0:58.24 (0:11.37)    0:46.87 (0:11.47)    0:35.40 (0:11.26)    0:24.14 (0:11.55)    0:12.59 (0:12.59)

Rank	TAB#	Horse	Overall Time	First 400m	Top Speed km/h (Section)	L1400	L1200	L1000	L800	L600	L400	L200	
	(BAR#)	Jockey	Margin (DT-W)	Last 600m	Fastest Section (Time)	Start - 1200	1200 - 1000	1000 - 800	800 - 600	600 - 400	400 - 200	200 - Finish	
1	1	Inca Trail	1:22.17	0:24.00	67.4 (1200-1000)	1:22.17	1:08.93 [1]	0:58.16 [2]	0:46.83 [2]	0:35.40 [1]	0:24.14 [1]	0:12.58 [1]	
	(3)	Morgan Butler		0:35.39	1200-1000 (0:10.76)	(0:13.24)	(0:10.76)	(0:11.33)	(0:11.44)	(0:11.26)	(0:11.55)	(0:12.58)	
2	2	Smart Mission	1:22.29	0:24.51	66.9 (1200-1000)	1:22.29	1:08.67 [5]	0:57.78 [5]	0:46.58 [5]	0:34.95 [5]	0:23.84 [3]	0:12.40 [2]	
	(5)	Sean Cormack	0.7L (+4)	0:34.95	1200-1000 (0:10.89)	(0:13.62)	(0:10.89)	(0:11.21)	(0:11.63)	(0:11.11)	(0:11.44)	(0:12.40)	
3	4	Tymon	1:22.54	0:24.30	67.6 (1200-1000)	1:22.54	1:09.12 [4]	0:58.25 [3]	0:46.95 [3]	0:35.38 [3]	0:24.02 [4]	0:12.36 [5]	
	(7)	Aidan Holt	2.2L (+2)	0:35.38	1200-1000 (0:10.88)	(0:13.42)	(0:10.88)	(0:11.30)	(0:11.57)	(0:11.36)	(0:11.66)	(0:12.36)	
4	10	Luxor Prince	1:22.63	0:25.33	67.6 (400-200)	1:22.63	1:08.40 [9]	0:57.30 [9]	0:46.04 [10]	0:34.47 [10]	0:23.51 [9]	0:12.44 [6]	
	(1)	Leah Martyn	2.7L (+2)	0:34.47	600-400 (0:10.96)	(0:14.23)	(0:11.10)	(0:11.26)	(0:11.57)	(0:10.96)	(0:11.07)	(0:12.44)	
5	3	Trapeze Legend	1:22.71	0:24.76	66.0 (1200-1000)	1:22.71	1:08.98 [6]	0:57.95 [6]	0:46.73 [6]	0:35.09 [6]	0:23.91 [7]	0:12.49 [7]	
	(2)	Ryan Wiggins	3.2L (+1)	0:35.09	1200-1000 (0:11.03)	(0:13.73)	(0:11.03)	(0:11.22)	(0:11.64)	(0:11.18)	(0:11.42)	(0:12.49)	
6	5	Fifty Five Mustang	1:22.94	0:24.97	67.0 (1200-1000)	1:22.94	1:08.87 [8]	0:57.97 [8]	0:46.75 [7]	0:35.28 [7]	0:24.19 [6]	0:12.82 [4]	
	(8)	Raul Silvera Olivera	4.5L (+5)	0:35.29	1200-1000 (0:10.90)	(0:14.07)	(0:10.90)	(0:11.21)	(0:11.47)	(0:11.09)	(0:11.38)	(0:12.82)	
7	9	Citiroc	1:23.12	0:24.96	66.3 (600-400)	1:23.12	1:09.15 [7]	0:58.16 [7]	0:46.86 [8]	0:35.12 [8]	0:24.09 [8]	0:12.64 [9]	
	(4)	Chris Mclver	5.6L (+4)	0:35.12	1200-1000 (0:10.99)	(0:13.97)	(0:10.99)	(0:11.29)	(0:11.74)	(0:11.03)	(0:11.45)	(0:12.64)	
8	6	Lady Zaydi	1:23.12	0:23.93	69.3 (1200-1000)	1:23.12	1:09.86 [2]	0:59.19 [1]	0:47.82 [1]	0:36.23 [2]	0:24.94 [2]	0:13.17 [3]	
	(10)	McKenzie Apel	5.6L (+5)	0:36.22	1200-1000 (0:10.67)	(0:13.26)	(0:10.67)	(0:11.37)	(0:11.59)	(0:11.29)	(0:11.76)	(0:13.17)	
9	7	Penseur Positif	1:23.30	0:24.36	66.3 (1000-800)	1:23.30	1:09.90 [3]	0:58.94 [4]	0:47.65 [4]	0:36.03 [4]	0:24.72 [5]	0:12.95 [8]	
	(6)	Gabrielle Semmens	6.7L (+1)	0:36.02	1200-1000 (0:10.96)	(0:13.40)	(0:10.96)	(0:11.29)	(0:11.62)	(0:11.31)	(0:11.76)	(0:12.95)	
10	8	Trusty Bandit	1:23.48	0:25.46	68.7 (1000-800)	1:23.48	1:08.98 [10]	0:58.02 [10]	0:47.01 [9]	0:35.41 [9]	0:24.26 [10]	0:12.65 [10]	
	(9)	Fred Larson	7.7L (+4)	0:35.41	1200-1000 (0:10.96)	(0:14.50)	(0:10.96)	(0:11.02)	(0:11.60)	(0:11.15)	(0:11.61)	(0:12.65)	

Scratched: Making History (#11)

Report Created: Sun 12 April 2026

(Note: Races are conducted over an approximate distance as close as possible to the advertised distance, and recorded data may vary accordingly. Official times refer to race times only and do not include handicap times.)

[ ] Position in running at each section and finish    TAB#    Saddle cloth number

-:--:-- No data available at this section

NA No data available

DNT Did not track

BAR# Barrier/Gate Position

DNF Did not finish

DT-W Distance travelled compared to winner in metres

Fastest split

Fastest section

Horse/Jockey Name	Inca Trail/Morgan Butler
Finish Rank	1
Fastest Section Time (Section)	0:10.76 (1200-1000)
Top Speed [km/h] (Section)	67.4 (1200-1000)
Race State	Finished



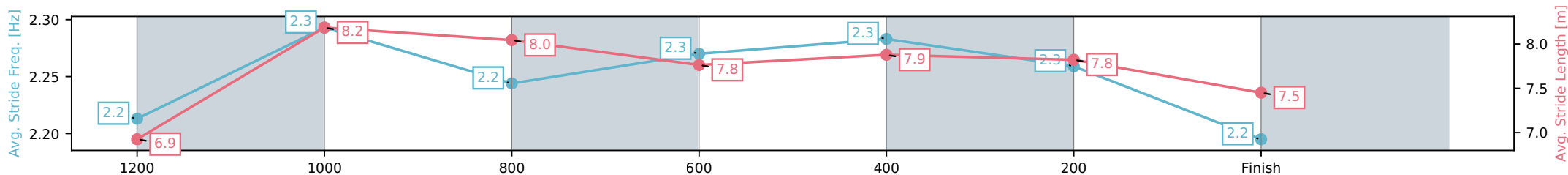
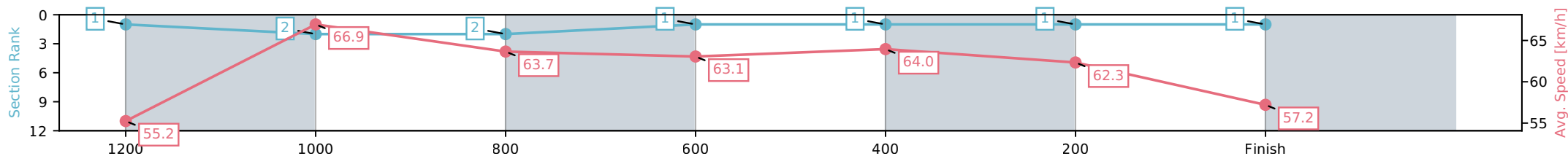
Rockhampton QLD --Professional-2026-04-12  
 Race 4: ALLENSTOWN SQUARE MEATS Class 3 Handicap - 1400m

12 April 2026 - 11:45AM

Track Rating: Soft 6, Weather: Fine, Rail Position: +0.5m Entire Circuit



Section	L1400	L1200	L1000	L800	L600	L400	L200
Section Times	1:22.17 (0:13.24)	1:08.93 [2] (0:10.76)	0:58.16 [2] (0:11.33)	0:46.83 [1] (0:11.44)	0:35.40 [1] (0:11.26)	0:24.14 [1] (0:11.55)	0:12.58 [1] (0:12.58)
Average Speed [km/h]	55.2	66.9	63.7	63.1	64.0	62.3	57.2
Top Speed [km/h]	65.8	67.4	66.8	63.8	64.2	64.3	60.2
Avg. Dist. to Rail [m]	3.0	0.9	0.5	0.3	0.4	0.5	1.1
Avg. Stride Freq. [Hz]	2.2	2.3	2.2	2.3	2.3	2.3	2.2
Avg. Stride Length [m]	6.9	8.2	8.0	7.8	7.9	7.8	7.5



- [ ] Ranking at each section and finish
- :-:- No data available at this section
- NA No data available

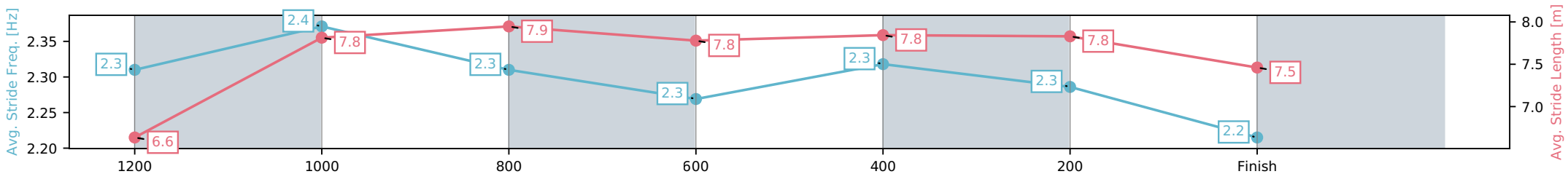
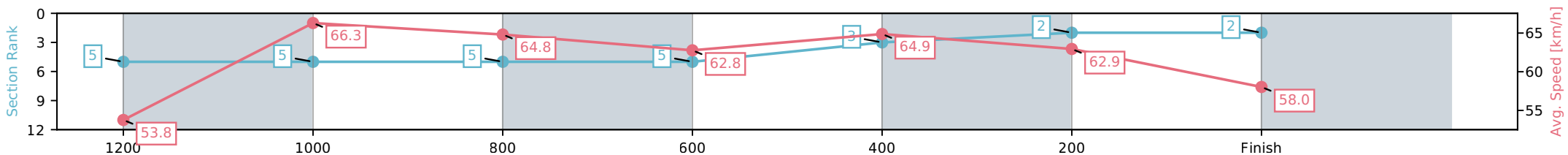
Horse/Jockey Name	Smart Mission/Sean Cormack
Finish Rank	2
Fastest Section Time (Section)	0:10.89 (1200-1000)
Top Speed [km/h] (Section)	66.9 (1200-1000)
Race State	Finished



Rockhampton QLD --Professional-2026-04-12  
 Race 4: ALLENSTOWN SQUARE MEATS Class 3 Handicap - 1400m  
 12 April 2026 - 11:45AM  
 Track Rating: Soft 6, Weather: Fine, Rail Position: +0.5m Entire Circuit



Section	L1400	L1200	L1000	L800	L600	L400	L200
Section Times	1:22.29 (0:13.62)	1:08.67 [5] (0:10.89)	0:57.78 [5] (0:11.21)	0:46.58 [5] (0:11.63)	0:34.95 [3] (0:11.11)	0:23.84 [2] (0:11.44)	0:12.40 [2] (0:12.40)
Average Speed [km/h]	53.8	66.3	64.8	62.8	64.9	62.9	58.0
Top Speed [km/h]	65.4	66.9	66.7	63.5	65.8	65.0	60.9
Avg. Dist. to Rail [m]	4.0	2.5	1.7	1.7	3.3	4.1	6.1
Avg. Stride Freq. [Hz]	2.3	2.4	2.3	2.3	2.3	2.3	2.2
Avg. Stride Length [m]	6.6	7.8	7.9	7.8	7.8	7.8	7.5



[ ] Ranking at each section and finish  
 -:-:- No data available at this section  
 NA No data available

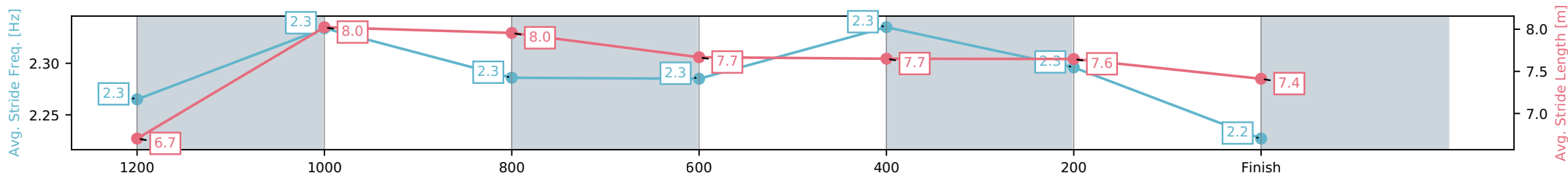
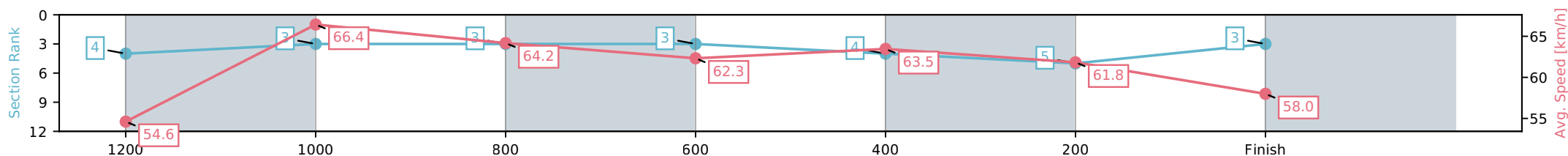
Horse/Jockey Name	Tymon/Aidan Holt
Finish Rank	3
Fastest Section Time (Section)	0:10.88 (1200-1000)
Top Speed [km/h] (Section)	67.6 (1200-1000)
Race State	Finished



Rockhampton QLD --Professional-2026-04-12  
 Race 4: ALLENSTOWN SQUARE MEATS Class 3 Handicap - 1400m  
 12 April 2026 - 11:45AM  
 Track Rating: Soft 6, Weather: Fine, Rail Position: +0.5m Entire Circuit



Section	L1400	L1200	L1000	L800	L600	L400	L200
Section Times	1:22.54 (0:13.42)	1:09.12 [3] (0:10.88)	0:58.25 [3] (0:11.30)	0:46.95 [3] (0:11.57)	0:35.38 [4] (0:11.36)	0:24.02 [5] (0:11.66)	0:12.36 [3] (0:12.36)
Average Speed [km/h]	54.6	66.4	64.2	62.3	63.5	61.8	58.0
Top Speed [km/h]	67.3	67.6	67.5	62.9	64.2	63.3	60.1
Avg. Dist. to Rail [m]	6.4	3.2	1.5	0.6	2.1	2.8	4.8
Avg. Stride Freq. [Hz]	2.3	2.3	2.3	2.3	2.3	2.3	2.2
Avg. Stride Length [m]	6.7	8.0	8.0	7.7	7.7	7.6	7.4



- [ ] Ranking at each section and finish
- :-:- No data available at this section
- NA No data available

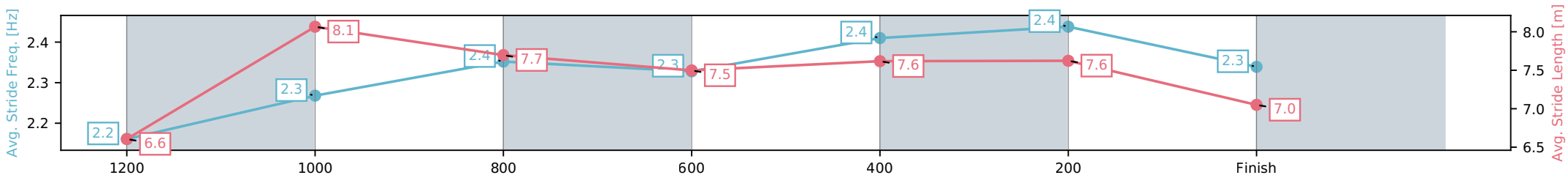
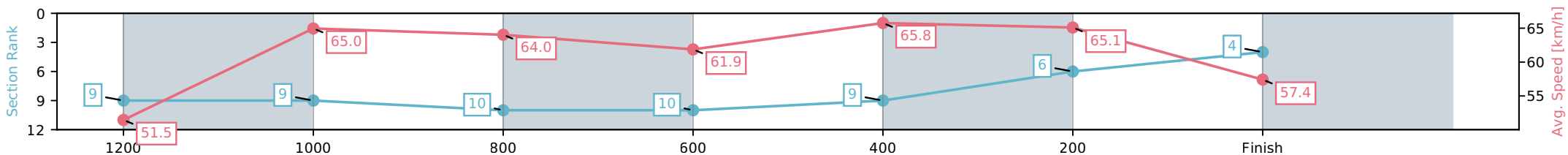
Horse/Jockey Name	Luxor Prince/Leah Martyn
Finish Rank	4
Fastest Section Time (Section)	0:10.96 (600-400)
Top Speed [km/h] (Section)	67.6 (400-200)
Race State	Finished



Rockhampton QLD --Professional-2026-04-12  
 Race 4: ALLENSTOWN SQUARE MEATS Class 3 Handicap - 1400m  
 12 April 2026 - 11:45AM  
 Track Rating: Soft 6, Weather: Fine, Rail Position: +0.5m Entire Circuit



Section	L1400	L1200	L1000	L800	L600	L400	L200
Section Times	1:22.63 (0:14.23)	1:08.40 [9] (0:11.10)	0:57.30 [10] (0:11.26)	0:46.04 [10] (0:11.57)	0:34.47 [9] (0:10.96)	0:23.51 [6] (0:11.07)	0:12.44 [4] (0:12.44)
Average Speed [km/h]	51.5	65.0	64.0	61.9	65.8	65.1	57.4
Top Speed [km/h]	63.9	65.7	65.3	63.4	67.2	67.6	61.6
Avg. Dist. to Rail [m]	1.5	1.1	0.9	0.8	1.9	6.1	10.4
Avg. Stride Freq. [Hz]	2.2	2.3	2.4	2.3	2.4	2.4	2.3
Avg. Stride Length [m]	6.6	8.1	7.7	7.5	7.6	7.6	7.0



- [ ] Ranking at each section and finish
- :-:- No data available at this section
- NA No data available

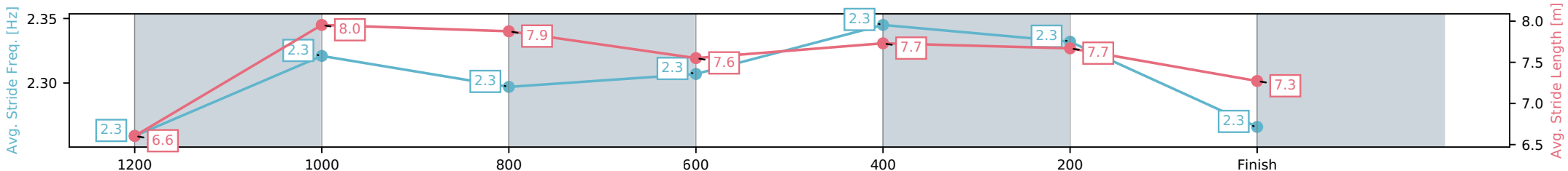
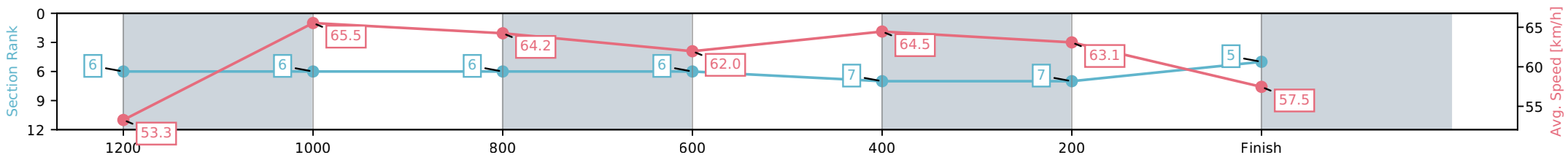
Horse/Jockey Name	Trapeze Legend/Ryan Wiggins
Finish Rank	5
Fastest Section Time (Section)	0:11.03 (1200-1000)
Top Speed [km/h] (Section)	66.0 (1200-1000)
Race State	Finished



Rockhampton QLD --Professional-2026-04-12  
 Race 4: ALLENSTOWN SQUARE MEATS Class 3 Handicap - 1400m  
 12 April 2026 - 11:45AM  
 Track Rating: Soft 6, Weather: Fine, Rail Position: +0.5m Entire Circuit



Section	L1400	L1200	L1000	L800	L600	L400	L200
Section Times	1:22.71 (0:13.73)	1:08.98 [6] (0:11.03)	0:57.95 [6] (0:11.22)	0:46.73 [6] (0:11.64)	0:35.09 [7] (0:11.18)	0:23.91 [7] (0:11.42)	0:12.49 [5] (0:12.49)
Average Speed [km/h]	53.3	65.5	64.2	62.0	64.5	63.1	57.5
Top Speed [km/h]	64.3	66.0	65.8	63.8	65.3	64.6	60.9
Avg. Dist. to Rail [m]	2.6	1.1	0.8	0.4	1.4	3.1	7.0
Avg. Stride Freq. [Hz]	2.3	2.3	2.3	2.3	2.3	2.3	2.3
Avg. Stride Length [m]	6.6	8.0	7.9	7.6	7.7	7.7	7.3



[ ] Ranking at each section and finish  
 -:-:- No data available at this section  
 NA No data available

Horse/Jockey Name	Fifty Five Mustang/Raul Silvera Olivera
Finish Rank	6
Fastest Section Time (Section)	0:10.90 (1200-1000)
Top Speed [km/h] (Section)	67.0 (1200-1000)
Race State	Finished



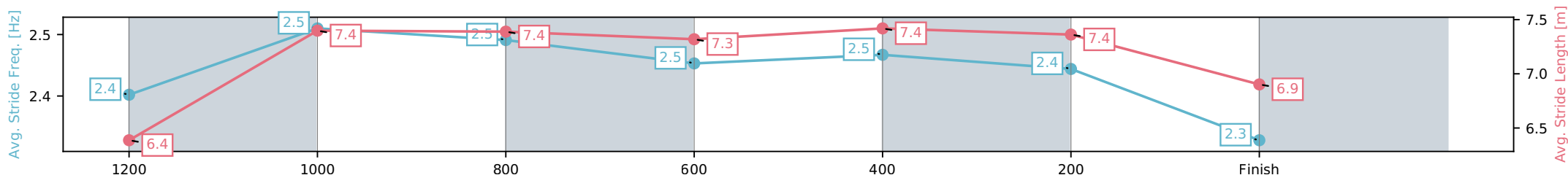
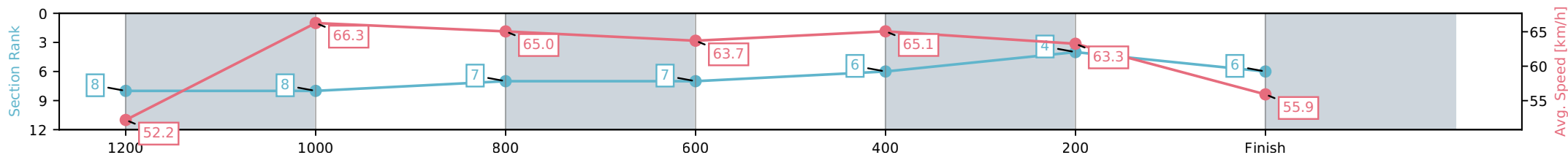
Rockhampton QLD --Professional-2026-04-12  
 Race 4: ALLENSTOWN SQUARE MEATS Class 3 Handicap - 1400m

12 April 2026 - 11:45AM

Track Rating: Soft 6, Weather: Fine, Rail Position: +0.5m Entire Circuit



Section	L1400	L1200	L1000	L800	L600	L400	L200
Section Times	1:22.94 (0:14.07)	1:08.87 [8] (0:10.90)	0:57.97 [7] (0:11.21)	0:46.75 [7] (0:11.47)	0:35.28 [6] (0:11.09)	0:24.19 [4] (0:11.38)	0:12.82 [6] (0:12.82)
Average Speed [km/h]	52.2	66.3	65.0	63.7	65.1	63.3	55.9
Top Speed [km/h]	65.9	67.0	66.2	64.7	65.8	65.6	60.7
Avg. Dist. to Rail [m]	5.1	2.5	2.3	1.8	3.7	5.4	8.5
Avg. Stride Freq. [Hz]	2.4	2.5	2.5	2.5	2.5	2.4	2.3
Avg. Stride Length [m]	6.4	7.4	7.4	7.3	7.4	7.4	6.9



- [ ] Ranking at each section and finish
- :-:- No data available at this section
- NA No data available

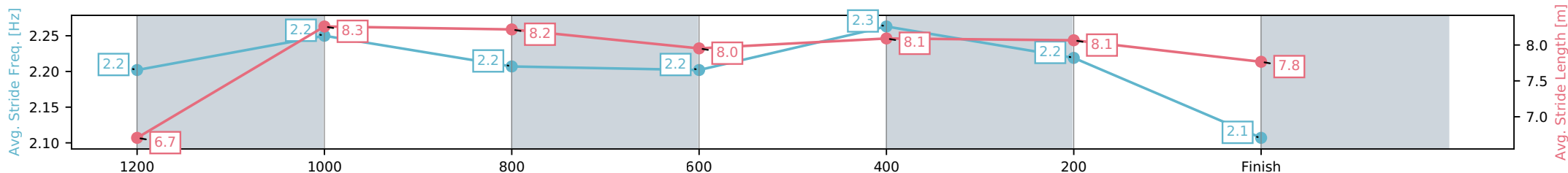
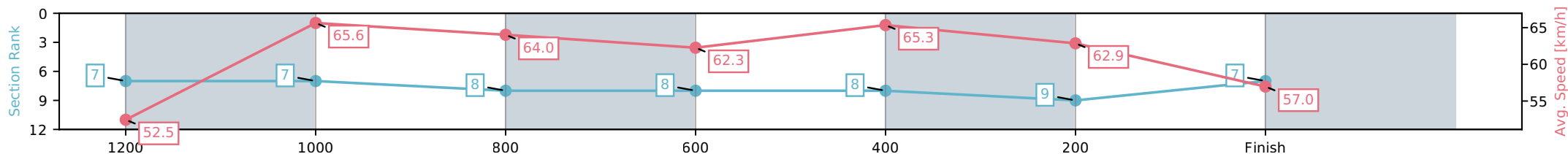
Horse/Jockey Name	Citiroc/Chris McIver
Finish Rank	7
Fastest Section Time (Section)	0:10.99 (1200-1000)
Top Speed [km/h] (Section)	66.3 (600-400)
Race State	Finished



Rockhampton QLD --Professional-2026-04-12  
 Race 4: ALLENSTOWN SQUARE MEATS Class 3 Handicap - 1400m  
 12 April 2026 - 11:45AM  
 Track Rating: Soft 6, Weather: Fine, Rail Position: +0.5m Entire Circuit



Section	L1400	L1200	L1000	L800	L600	L400	L200
Section Times	1:23.12 (0:13.97)	1:09.15 [7] (0:10.99)	0:58.16 [8] (0:11.29)	0:46.86 [8] (0:11.74)	0:35.12 [8] (0:11.03)	0:24.09 [9] (0:11.45)	0:12.64 [7] (0:12.64)
Average Speed [km/h]	52.5	65.6	64.0	62.3	65.3	62.9	57.0
Top Speed [km/h]	64.6	66.1	65.8	63.2	66.3	65.2	60.1
Avg. Dist. to Rail [m]	3.4	1.1	0.8	1.8	2.2	1.2	2.4
Avg. Stride Freq. [Hz]	2.2	2.2	2.2	2.2	2.3	2.2	2.1
Avg. Stride Length [m]	6.7	8.3	8.2	8.0	8.1	8.1	7.8



- [ ] Ranking at each section and finish
- :-:- No data available at this section
- NA No data available

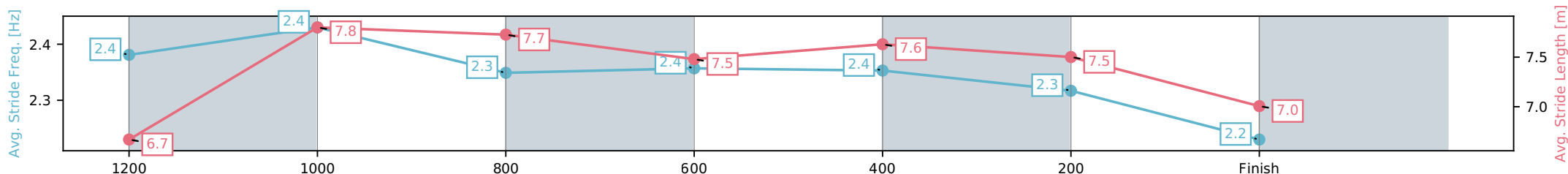
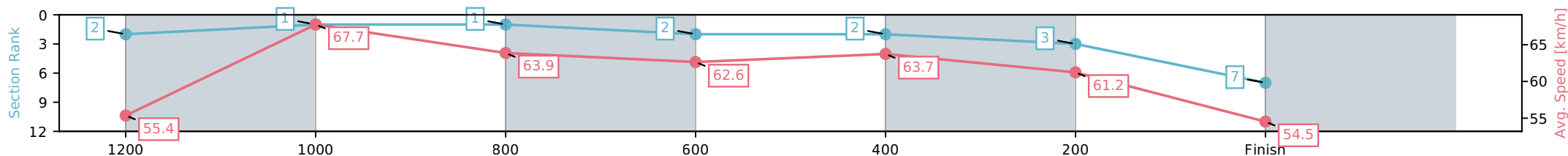
Horse/Jockey Name	Lady Zaydi/McKenzie Apel
Finish Rank	8
Fastest Section Time (Section)	0:10.67 (1200-1000)
Top Speed [km/h] (Section)	69.3 (1200-1000)
Race State	Finished



Rockhampton QLD --Professional-2026-04-12  
 Race 4: ALLENSTOWN SQUARE MEATS Class 3 Handicap - 1400m  
 12 April 2026 - 11:45AM  
 Track Rating: Soft 6, Weather: Fine, Rail Position: +0.5m Entire Circuit



Section	L1400	L1200	L1000	L800	L600	L400	L200
Section Times	1:23.12 (0:13.26)	1:09.86 [1] (0:10.67)	0:59.19 [1] (0:11.37)	0:47.82 [2] (0:11.59)	0:36.23 [2] (0:11.29)	0:24.94 [3] (0:11.76)	0:13.17 [7] (0:13.17)
Average Speed [km/h]	55.4	67.7	63.9	62.6	63.7	61.2	54.5
Top Speed [km/h]	67.6	69.3	67.9	64.1	64.5	65.2	57.4
Avg. Dist. to Rail [m]	7.6	3.4	1.8	0.8	1.1	1.8	2.8
Avg. Stride Freq. [Hz]	2.4	2.4	2.3	2.4	2.4	2.3	2.2
Avg. Stride Length [m]	6.7	7.8	7.7	7.5	7.6	7.5	7.0



- [ ] Ranking at each section and finish
- :-:- No data available at this section
- NA No data available

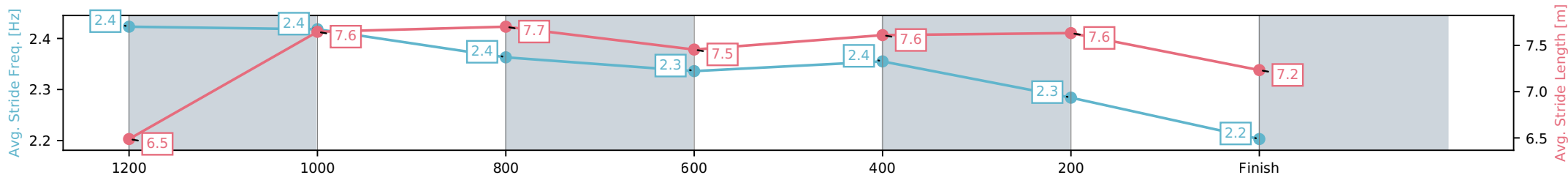
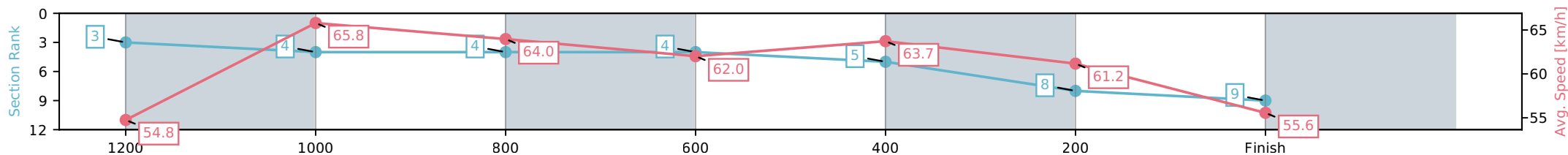
Horse/Jockey Name	Penseur Positif/Gabrielle Semmens
Finish Rank	9
Fastest Section Time (Section)	0:10.96 (1200-1000)
Top Speed [km/h] (Section)	66.3 (1000-800)
Race State	Finished



Rockhampton QLD --Professional-2026-04-12  
 Race 4: ALLENSTOWN SQUARE MEATS Class 3 Handicap - 1400m  
 12 April 2026 - 11:45AM  
 Track Rating: Soft 6, Weather: Fine, Rail Position: +0.5m Entire Circuit



Section	L1400	L1200	L1000	L800	L600	L400	L200
Section Times	1:23.30 (0:13.40)	1:09.90 [4] (0:10.96)	0:58.94 [4] (0:11.29)	0:47.65 [4] (0:11.62)	0:36.03 [5] (0:11.31)	0:24.72 [8] (0:11.76)	0:12.95 [9] (0:12.95)
Average Speed [km/h]	54.8	65.8	64.0	62.0	63.7	61.2	55.6
Top Speed [km/h]	66.1	66.1	66.3	63.2	64.4	63.2	58.2
Avg. Dist. to Rail [m]	4.8	1.7	0.6	0.4	0.5	0.7	0.9
Avg. Stride Freq. [Hz]	2.4	2.4	2.4	2.3	2.4	2.3	2.2
Avg. Stride Length [m]	6.5	7.6	7.7	7.5	7.6	7.6	7.2



- [ ] Ranking at each section and finish
- :-:- No data available at this section
- NA No data available

Horse/Jockey Name	Trusty Bandit/Fred Larson
Finish Rank	10
Fastest Section Time (Section)	0:10.96 (1200-1000)
Top Speed [km/h] (Section)	68.7 (1000-800)
Race State	Finished



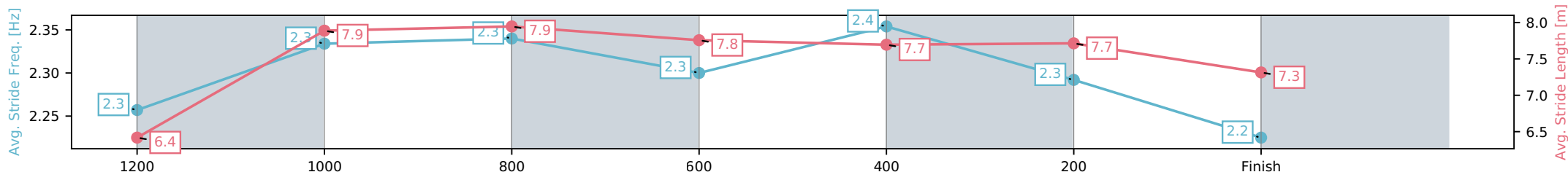
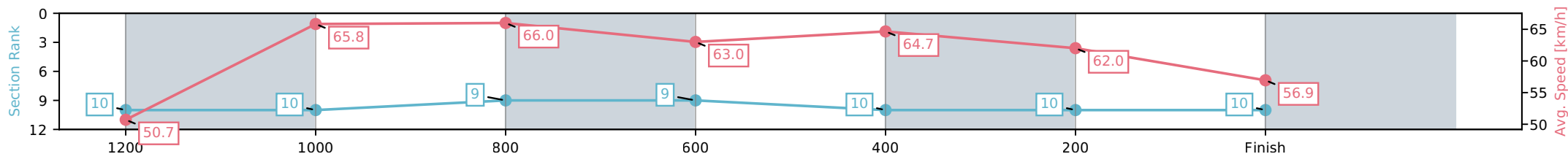
Rockhampton QLD --Professional-2026-04-12  
 Race 4: ALLENSTOWN SQUARE MEATS Class 3 Handicap - 1400m

12 April 2026 - 11:45AM

Track Rating: Soft 6, Weather: Fine, Rail Position: +0.5m Entire Circuit



Section	L1400	L1200	L1000	L800	L600	L400	L200
Section Times	1:23.48 (0:14.50)	1:08.98 [10] (0:10.96)	0:58.02 [9] (0:11.02)	0:47.01 [9] (0:11.60)	0:35.41 [10] (0:11.15)	0:24.26 [10] (0:11.61)	0:12.65 [10] (0:12.65)
Average Speed [km/h]	50.7	65.8	66.0	63.0	64.7	62.0	56.9
Top Speed [km/h]	63.9	66.7	68.7	64.5	65.4	64.8	59.2
Avg. Dist. to Rail [m]	5.9	2.4	2.1	1.7	4.1	6.4	8.2
Avg. Stride Freq. [Hz]	2.3	2.3	2.3	2.3	2.4	2.3	2.2
Avg. Stride Length [m]	6.4	7.9	7.9	7.8	7.7	7.7	7.3



- [ ] Ranking at each section and finish
- :-:- No data available at this section
- NA No data available



# Rockhampton QLD

Race 5: ROCKHAMPTON REGIONAL COUNCIL 2026 MAYORS CUP OPEN HANDICAP - 1200m

12 April 2026 - 12:19PM

Track Rating: Soft 6, Weather: Fine, Rail Position: +0.5m Entire Circuit



Field Times (Race Tempo)      1:08.87    0:56.42    0:45.24    0:33.77    0:22.76    0:11.79  
 (0:12.45)    (0:11.17)    (0:11.48)    (0:11.01)    (0:10.96)    (0:11.79)

Rank	TAB#	Horse	Overall Time	First 400m	Top Speed km/h (Section)	L1200	L1000	L800	L600	L400	L200		
	(BAR#)	Jockey	Margin (DT-W)	Last 600m	Fastest Section (Time)	Start - 1000	1000 - 800	800 - 600	600 - 400	400 - 200	200 - Finish		
1	6	Pride Of Venus	1:08.87	0:23.96	68.0 (400-200)	1:08.87	0:56.24 [4]	0:44.91 [4]	0:33.31 [4]	0:22.37 [5]	0:11.54 [2]		
	(3)	Nikki Olzard		0:33.31	400-200 (0:10.83)	(0:12.63)	(0:11.33)	(0:11.59)	(0:10.94)	0:10.83	(0:11.54)		
2	3	Letmeletgo	1:08.87	0:23.62	67.7 (400-200)	1:08.87	0:56.42 [1]	0:45.24 [1]	0:33.76 [1]	0:22.76 [1]	0:11.79 [1]		
	(4)	Leah Martyn	0.0L (+1)	0:33.76	400-200 (0:10.96)	(0:12.45)	(0:11.17)	(0:11.48)	(0:11.01)	(0:10.96)	(0:11.79)		
3	8	Astra Star	1:09.00	0:24.51	69.8 (600-400)	1:09.00	0:55.79 [7]	0:44.50 [7]	0:33.06 [7]	0:22.29 [6]	0:11.33 [6]		
	(7)	Sean Cormack	0.8L (+1)	0:33.05	600-400 (0:10.76)	(0:13.21)	(0:11.30)	0:11.44	(0:10.76)	(0:10.96)	0:11.33		
4	5	Pipistrelle	1:09.03	0:24.16	68.9 (600-400)	1:09.03	0:56.13 [5]	0:44.87 [5]	0:33.34 [5]	0:22.66 [3]	0:11.68 [3]		
	(5)	Chris McIver	1.0L (+4)	0:33.34	600-400 (0:10.68)	(0:12.90)	(0:11.26)	(0:11.54)	0:10.68	(0:10.98)	(0:11.68)		
5	7	Tizso Fab	1:09.21	0:23.70	66.9 (600-400)	1:09.21	0:56.71 [2]	0:45.51 [2]	0:33.95 [2]	0:22.95 [2]	0:11.86 [4]		
	(6)	Warwick Satherley	2.0L (+2)	0:33.95	600-400 (0:11.00)	(0:12.50)	(0:11.20)	(0:11.56)	(0:11.00)	(0:11.09)	(0:11.86)		
6	4	Kathy's Beau	1:09.52	0:23.87	67.5 (400-200)	1:09.52	0:56.94 [3]	0:45.65 [3]	0:34.08 [3]	0:23.05 [4]	0:12.09 [5]		
	(2)	Justin P Stanley	3.8L (-1)	0:34.08	400-200 (0:10.95)	(0:12.58)	(0:11.29)	(0:11.56)	(0:11.04)	(0:10.95)	(0:12.09)		
7	9	Prepotent	1:09.74	0:24.46	66.4 (600-400)	1:09.74	0:56.65 [6]	0:45.28 [6]	0:33.80 [6]	0:22.73 [7]	0:11.70 [7]		
	(1)	Raul Silvera Olivera	5.1L (+0)	0:33.80	400-200 (0:11.03)	(0:13.09)	(0:11.37)	(0:11.48)	(0:11.07)	(0:11.03)	(0:11.70)		

Scratched: Master Montaro (#1), Obligated (#2)

Report Created: Sun 12 April 2026

(Note: Races are conducted over an approximate distance as close as possible to the advertised distance, and recorded data may vary accordingly. Official times refer to race times only and do not include handicap times.)

[ ] Position in running at each section and finish    TAB# Saddle cloth number

-:--:-- No data available at this section

NA No data available

DNT Did not track

BAR# Barrier/Gate Position

DNF Did not finish

DT-W Distance travelled compared to winner in metres

Fastest split

Fastest section

Horse/Jockey Name	Pride Of Venus/Nikki Olzard
Finish Rank	1
Fastest Section Time (Section)	0:10.83 (400-200)
Top Speed [km/h] (Section)	68.0 (400-200)
Race State	Finished



Rockhampton QLD --Professional-2026-04-12

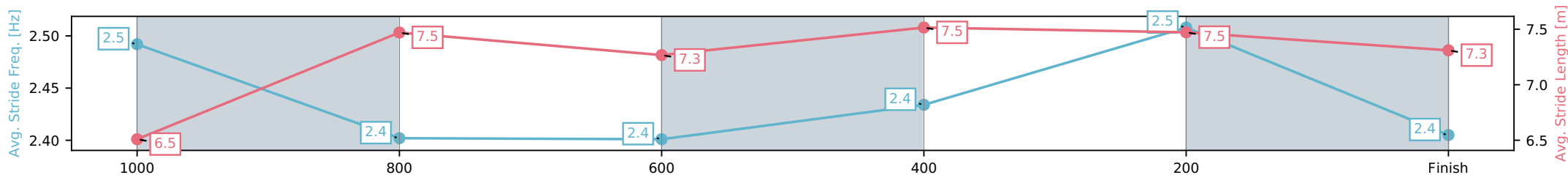
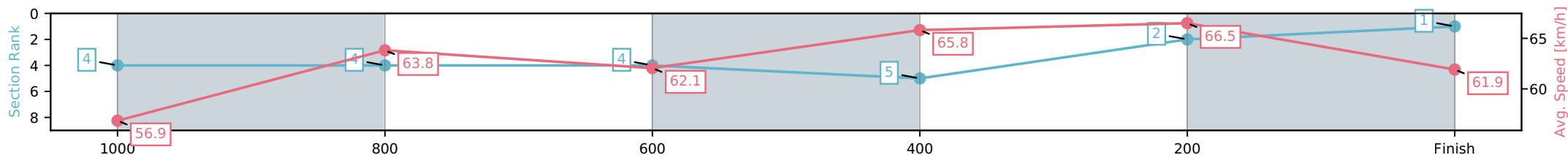
Race 5: ROCKHAMPTON REGIONAL COUNCIL 2026  
MAYORS CUP OPEN HANDICAP - 1200m

12 April 2026 - 12:19PM

Track Rating: Soft 6, Weather: Fine, Rail Position: +0.5m Entire Circuit



Section	L1200	L1000	L800	L600	L400	L200
Section Times	1:08.87 (0:12.63)	0:56.24 [4] (0:11.33)	0:44.91 [4] (0:11.59)	0:33.31 [5] (0:10.94)	0:22.37 [2] (0:10.83)	0:11.54 [1] (0:11.54)
Average Speed [km/h]	56.9	63.8	62.1	65.8	66.5	61.9
Top Speed [km/h]	66.5	65.7	63.2	67.2	68.0	65.0
Avg. Dist. to Rail [m]	4.7	1.1	0.2	1.5	1.2	0.9
Avg. Stride Freq. [Hz]	2.5	2.4	2.4	2.4	2.5	2.4
Avg. Stride Length [m]	6.5	7.5	7.3	7.5	7.5	7.3



- [ ] Ranking at each section and finish
- :-:- No data available at this section
- NA No data available

Horse/Jockey Name	Letmeletgo/Leah Martyn
Finish Rank	2
Fastest Section Time (Section)	0:10.96 (400-200)
Top Speed [km/h] (Section)	67.7 (400-200)
Race State	Finished



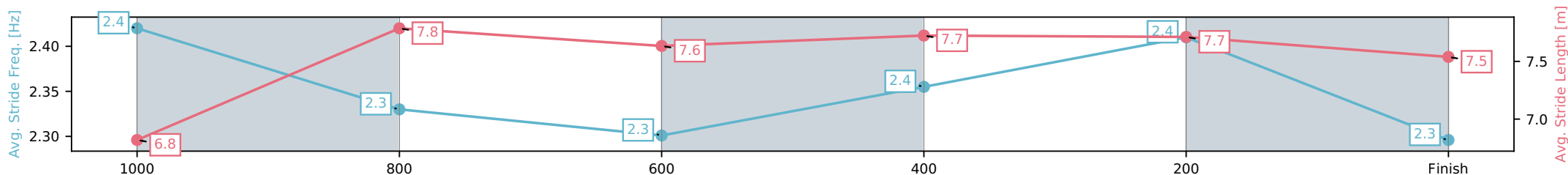
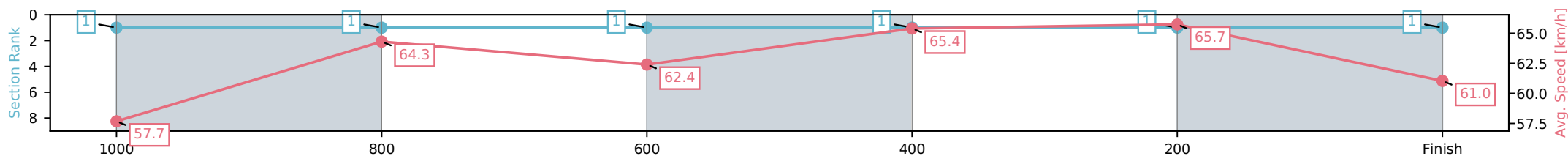
Rockhampton QLD --Professional-2026-04-12  
 Race 5: ROCKHAMPTON REGIONAL COUNCIL 2026  
 MAYORS CUP OPEN HANDICAP - 1200m

12 April 2026 - 12:19PM

Track Rating: Soft 6, Weather: Fine, Rail Position: +0.5m Entire Circuit



Section	L1200	L1000	L800	L600	L400	L200
Section Times	1:08.87 (0:12.45)	0:56.42 [1] (0:11.17)	0:45.24 [1] (0:11.48)	0:33.76 [1] (0:11.01)	0:22.76 [1] (0:10.96)	0:11.79 [1] (0:11.79)
Average Speed [km/h]	57.7	64.3	62.4	65.4	65.7	61.0
Top Speed [km/h]	65.6	65.5	62.9	67.6	67.7	64.4
Avg. Dist. to Rail [m]	5.4	0.5	0.7	1.4	2.3	2.2
Avg. Stride Freq. [Hz]	2.4	2.3	2.3	2.4	2.4	2.3
Avg. Stride Length [m]	6.8	7.8	7.6	7.7	7.7	7.5



[ ] Ranking at each section and finish  
 -:-:- No data available at this section  
 NA No data available

Horse/Jockey Name	Astra Star/Sean Cormack
Finish Rank	3
Fastest Section Time (Section)	0:10.76 (600-400)
Top Speed [km/h] (Section)	69.8 (600-400)
Race State	Finished



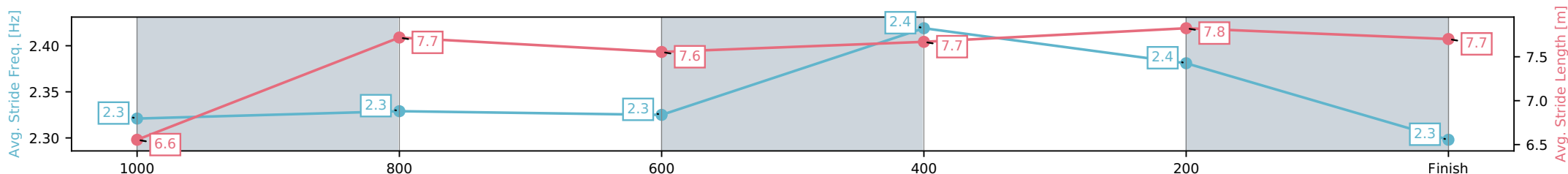
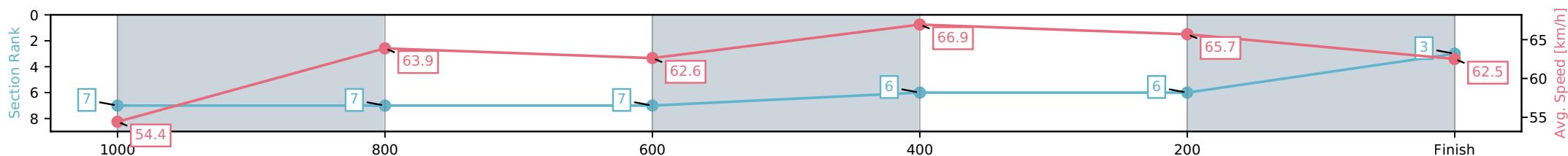
Rockhampton QLD --Professional-2026-04-12  
 Race 5: ROCKHAMPTON REGIONAL COUNCIL 2026  
 MAYORS CUP OPEN HANDICAP - 1200m

12 April 2026 - 12:19PM

Track Rating: Soft 6, Weather: Fine, Rail Position: +0.5m Entire Circuit



Section	L1200	L1000	L800	L600	L400	L200
Section Times	1:09.00 (0:13.21)	0:55.79 [7] (0:11.30)	0:44.50 [7] (0:11.44)	0:33.06 [6] (0:10.76)	0:22.29 [6] (0:10.96)	0:11.33 [3] (0:11.33)
Average Speed [km/h]	54.4	63.9	62.6	66.9	65.7	62.5
Top Speed [km/h]	64.6	65.2	64.0	69.8	69.0	64.9
Avg. Dist. to Rail [m]	6.5	0.9	0.6	2.4	4.3	5.6
Avg. Stride Freq. [Hz]	2.3	2.3	2.3	2.4	2.4	2.3
Avg. Stride Length [m]	6.6	7.7	7.6	7.7	7.8	7.7



- [ ] Ranking at each section and finish
- :-:- No data available at this section
- NA No data available

Horse/Jockey Name	Pipistrelle/Chris Mclver
Finish Rank	4
Fastest Section Time (Section)	0:10.68 (600-400)
Top Speed [km/h] (Section)	68.9 (600-400)
Race State	Finished



Rockhampton QLD --Professional-2026-04-12

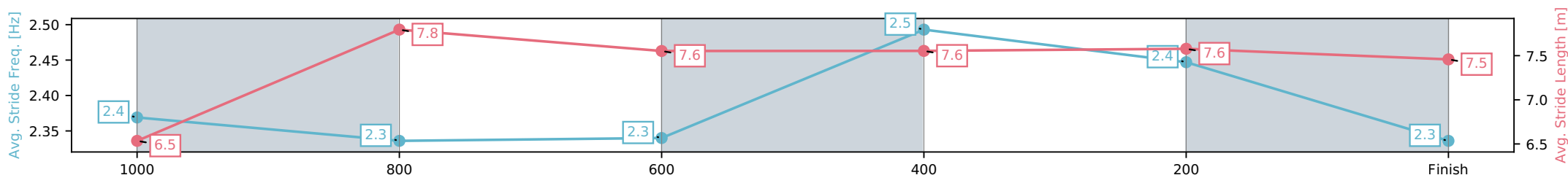
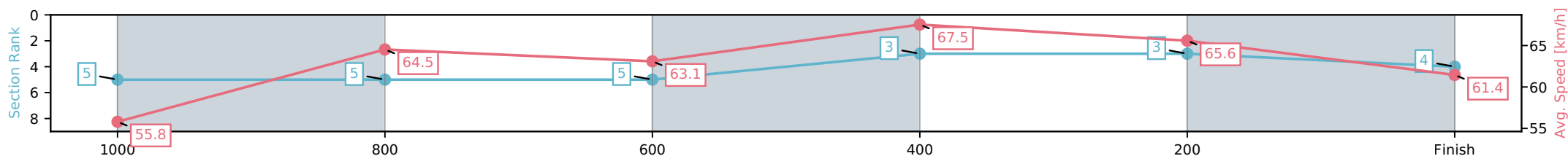
Race 5: ROCKHAMPTON REGIONAL COUNCIL 2026  
MAYORS CUP OPEN HANDICAP - 1200m

12 April 2026 - 12:19PM

Track Rating: Soft 6, Weather: Fine, Rail Position: +0.5m Entire Circuit



Section	L1200	L1000	L800	L600	L400	L200
Section Times	1:09.03 (0:12.90)	0:56.13 [5] (0:11.26)	0:44.87 [5] (0:11.54)	0:33.34 [3] (0:10.68)	0:22.66 [3] (0:10.98)	0:11.68 [4] (0:11.68)
Average Speed [km/h]	55.8	64.5	63.1	67.5	65.6	61.4
Top Speed [km/h]	65.4	65.9	64.6	68.9	66.9	63.8
Avg. Dist. to Rail [m]	5.6	1.7	1.4	3.0	4.1	4.8
Avg. Stride Freq. [Hz]	2.4	2.3	2.3	2.5	2.4	2.3
Avg. Stride Length [m]	6.5	7.8	7.6	7.6	7.6	7.5



- [ ] Ranking at each section and finish
- :-:- No data available at this section
- NA No data available

Horse/Jockey Name	Tizso Fab/Warwick Satherley
Finish Rank	5
Fastest Section Time (Section)	0:11.00 (600-400)
Top Speed [km/h] (Section)	66.9 (600-400)
Race State	Finished



Rockhampton QLD --Professional-2026-04-12

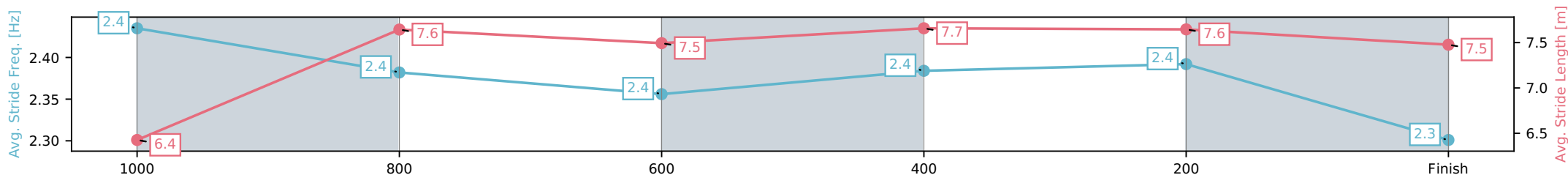
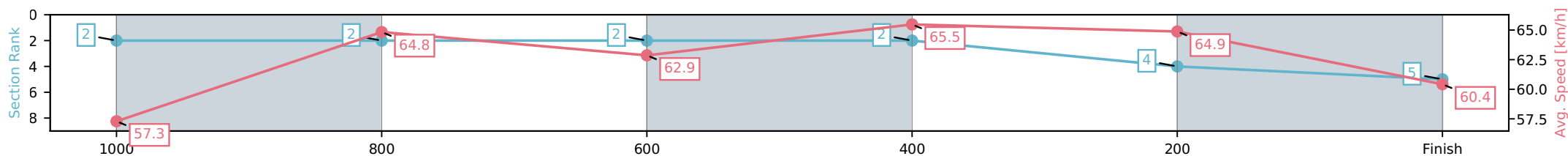
Race 5: ROCKHAMPTON REGIONAL COUNCIL 2026  
MAYORS CUP OPEN HANDICAP - 1200m

12 April 2026 - 12:19PM

Track Rating: Soft 6, Weather: Fine, Rail Position: +0.5m Entire Circuit



Section	L1200	L1000	L800	L600	L400	L200
Section Times	1:09.21 (0:12.50)	0:56.71 [2] (0:11.20)	0:45.51 [2] (0:11.56)	0:33.95 [2] (0:11.00)	0:22.95 [4] (0:11.09)	0:11.86 [5] (0:11.86)
Average Speed [km/h]	57.3	64.8	62.9	65.5	64.9	60.4
Top Speed [km/h]	66.3	66.6	63.6	66.9	66.0	63.3
Avg. Dist. to Rail [m]	7.0	1.8	1.2	2.3	2.8	3.4
Avg. Stride Freq. [Hz]	2.4	2.4	2.4	2.4	2.4	2.3
Avg. Stride Length [m]	6.4	7.6	7.5	7.7	7.6	7.5



- [ ] Ranking at each section and finish
- :-:- No data available at this section
- NA No data available

Horse/Jockey Name	Kathy's Beau/Justin P Stanley
Finish Rank	6
Fastest Section Time (Section)	0:10.95 (400-200)
Top Speed [km/h] (Section)	67.5 (400-200)
Race State	Finished



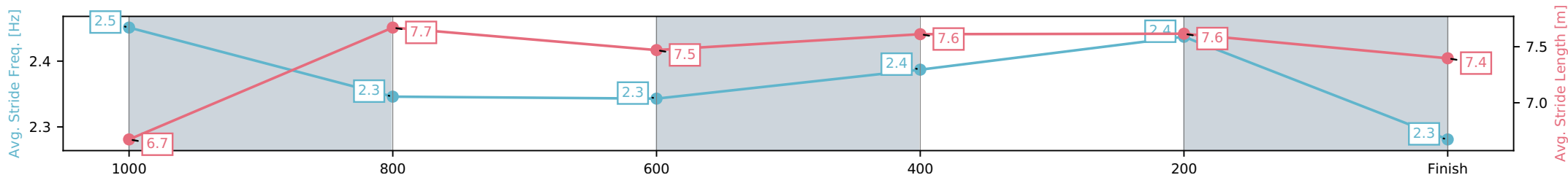
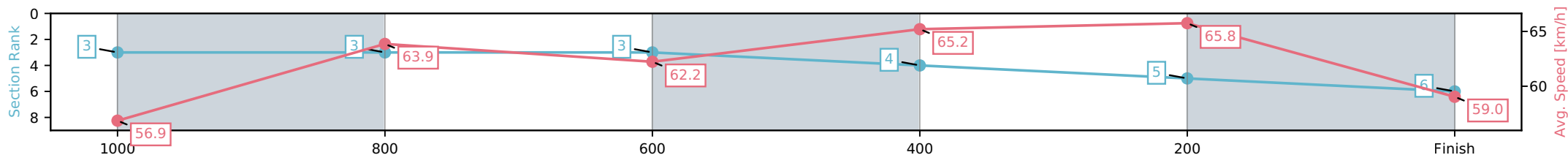
Rockhampton QLD --Professional-2026-04-12  
 Race 5: ROCKHAMPTON REGIONAL COUNCIL 2026  
 MAYORS CUP OPEN HANDICAP - 1200m

12 April 2026 - 12:19PM

Track Rating: Soft 6, Weather: Fine, Rail Position: +0.5m Entire Circuit



Section	L1200	L1000	L800	L600	L400	L200
Section Times	1:09.52 (0:12.58)	0:56.94 [3] (0:11.29)	0:45.65 [3] (0:11.56)	0:34.08 [4] (0:11.04)	0:23.05 [5] (0:10.95)	0:12.09 [6] (0:12.09)
Average Speed [km/h]	56.9	63.9	62.2	65.2	65.8	59.0
Top Speed [km/h]	65.2	64.9	63.7	67.2	67.5	63.0
Avg. Dist. to Rail [m]	3.5	0.6	0.2	1.0	1.5	1.2
Avg. Stride Freq. [Hz]	2.5	2.3	2.3	2.4	2.4	2.3
Avg. Stride Length [m]	6.7	7.7	7.5	7.6	7.6	7.4



- [ ] Ranking at each section and finish
- :-:- No data available at this section
- NA No data available

Horse/Jockey Name	Prepotent/Raul Silvera Olivera
Finish Rank	7
Fastest Section Time (Section)	0:11.03 (400-200)
Top Speed [km/h] (Section)	66.4 (600-400)
Race State	Finished



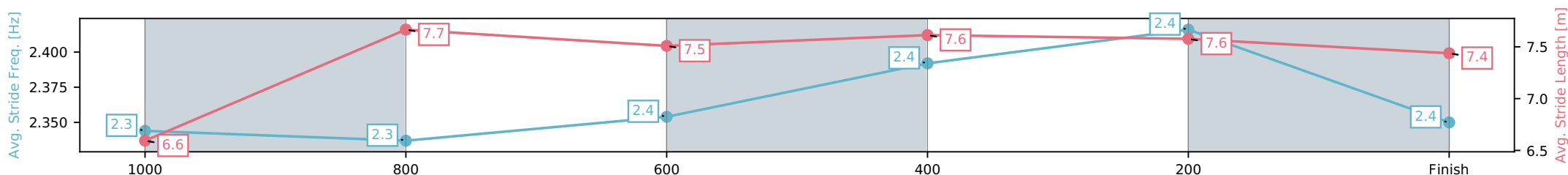
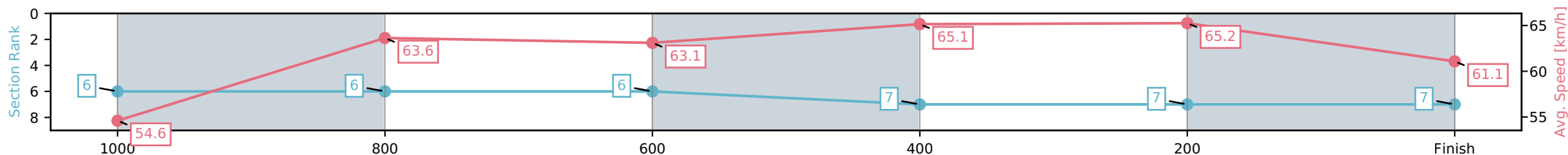
Rockhampton QLD --Professional-2026-04-12  
 Race 5: ROCKHAMPTON REGIONAL COUNCIL 2026  
 MAYORS CUP OPEN HANDICAP - 1200m

12 April 2026 - 12:19PM

Track Rating: Soft 6, Weather: Fine, Rail Position: +0.5m Entire Circuit



Section	L1200	L1000	L800	L600	L400	L200
Section Times	1:09.74 (0:13.09)	0:56.65 [6] (0:11.37)	0:45.28 [6] (0:11.48)	0:33.80 [7] (0:11.07)	0:22.73 [7] (0:11.03)	0:11.70 [7] (0:11.70)
Average Speed [km/h]	54.6	63.6	63.1	65.1	65.2	61.1
Top Speed [km/h]	64.2	64.7	63.7	66.4	66.1	64.2
Avg. Dist. to Rail [m]	2.4	0.9	0.9	1.9	2.6	3.8
Avg. Stride Freq. [Hz]	2.3	2.3	2.4	2.4	2.4	2.4
Avg. Stride Length [m]	6.6	7.7	7.5	7.6	7.6	7.4



[ ] Ranking at each section and finish  
 -:-:- No data available at this section  
 NA No data available



# Rockhampton QLD

Race 6: TAB 2026 CAPRICORNIA YEARLING SALE CLASSIC QTIS 2YO PLATE - 1200m

12 April 2026 - 12:58PM

Track Rating: Soft 6, Weather: Fine, Rail Position: +0.5m Entire Circuit



Field Times (Race Tempo)      1:08.40    0:57.03    0:46.63    0:35.55    0:24.27    0:12.75  
 (0:11.37)    (0:10.41)    (0:11.08)    (0:11.28)    (0:11.52)    (0:12.75)

Rank	TAB#	Horse	Overall Time	First 400m	Top Speed km/h (Section)	L1200	L1000	L800	L600	L400	L200		
	(BAR#)	Jockey	Margin (DT-W)	Last 600m	Fastest Section (Time)	Start - 1000	1000 - 800	800 - 600	600 - 400	400 - 200	200 - Finish		
1	1	Swift Dragon	1:08.40	0:22.29	69.9 (1000-800)	1:08.40	0:56.51 [6]	0:46.11 [4]	0:35.25 [3]	0:24.22 [2]	0:12.75 [1]		
	(1)	Ryan Wiggins		0:35.24	1000-800 (0:10.40)	(0:11.89)	(0:10.40)	(0:10.86)	(0:11.02)	(0:11.47)	(0:12.75)		
2	2	Better Blitzem	1:08.95	0:21.77	71.9 (1000-800)	1:08.95	0:57.58 [1]	0:47.18 [1]	0:36.10 [1]	0:24.82 [1]	0:13.05 [2]		
	(11)	Aidan Holt	3.2L (-4)	0:36.10	1000-800 (0:10.41)	(0:11.36)	(0:10.41)	(0:11.08)	(0:11.28)	(0:11.77)	(0:13.05)		
3	5	Coal Seam	1:08.99	0:22.26	68.9 (1000-800)	1:08.99	0:57.42 [3]	0:46.73 [3]	0:35.79 [4]	0:24.58 [4]	0:12.98 [3]		
	(2)	Justin P Stanley	3.4L (-6)	0:35.79	1000-800 (0:10.69)	(0:11.57)	(0:10.69)	(0:10.94)	(0:11.20)	(0:11.61)	(0:12.98)		
4	3	Dub Stepping	1:09.36	0:22.47	70.6 (1000-800)	1:09.36	0:57.51 [5]	0:46.89 [6]	0:35.90 [5]	0:24.91 [5]	0:13.18 [4]		
	(3)	Warwick Satherley	5.6L (-4)	0:35.89	1000-800 (0:10.62)	(0:11.85)	(0:10.62)	(0:10.99)	(0:10.99)	(0:11.72)	(0:13.18)		
5	7	Wasabi Barbie	1:09.47	0:21.95	72.4 (1000-800)	1:09.47	0:57.94 [2]	0:47.52 [2]	0:36.50 [2]	0:25.12 [3]	0:13.13 [5]		
	(6)	Chris McIver	6.3L (-1)	0:36.50	1000-800 (0:10.42)	(0:11.53)	(0:10.42)	(0:11.02)	(0:11.38)	(0:11.99)	(0:13.13)		
6	8	Ready Marea	1:09.52	0:22.97	68.7 (1000-800)	1:09.52	0:57.45 [8]	0:46.56 [8]	0:35.23 [9]	0:24.16 [8]	0:12.61 [7]		
	(7)	McKenzie Apel	6.5L (-3)	0:35.23	1000-800 (0:10.90)	(0:12.07)	(0:10.90)	(0:11.33)	(0:11.07)	(0:11.55)	(0:12.61)		
7	10	Patienceofasaint	1:09.59	0:22.72	69.1 (1000-800)	1:09.59	0:57.50 [9]	0:46.86 [7]	0:35.67 [6]	0:24.51 [6]	0:12.74 [6]		
	(5)	Nikki Olzard	7.0L (+0)	0:35.66	1000-800 (0:10.64)	(0:12.08)	(0:10.64)	(0:11.20)	(0:11.15)	(0:11.77)	(0:12.74)		
8	12	Dazzling Geisha	1:09.83	0:23.44	67.2 (1200 - 1000)	1:09.83	0:57.34 [12]	0:46.39 [12]	0:35.04 [11]	0:24.18 [9]	0:12.82 [9]		
	(12)	Leah Martyn	8.4L (-3)	0:35.04	600-400 (0:10.86)	(0:12.49)	(0:10.95)	(0:11.35)	(0:10.86)	(0:11.36)	(0:12.82)		
9	9	Missile Baby	1:09.99	0:23.10	68.5 (1000-800)	1:09.99	0:57.73 [10]	0:46.89 [9]	0:35.89 [7]	0:24.66 [7]	0:13.02 [8]		
	(9)	Sean Cormack	9.3L (-4)	0:35.89	1000-800 (0:10.84)	(0:12.26)	(0:10.84)	(0:11.00)	(0:11.23)	(0:11.64)	(0:13.02)		
10	11	Sixty Nine Grange	1:10.38	0:23.20	68.3 (1000-800)	1:10.38	0:58.11 [11]	0:47.19 [10]	0:35.85 [10]	0:24.64 [10]	0:12.76 [10]		
	(10)	Raul Silvera Olivera	11.6L (-5)	0:35.85	1000-800 (0:10.93)	(0:12.27)	(0:10.93)	(0:11.34)	(0:11.21)	(0:11.88)	(0:12.76)		

Report Created: Sun 12 April 2026

(Note: Races are conducted over an approximate distance as close as possible to the advertised distance, and recorded data may vary accordingly. Official times refer to race times only and do not include handicap times.)

[ ] Position in running at each section and finish    TAB#    Saddle cloth number

Fastest split

-:--:-- No data available at this section

BAR#    Barrier/Gate Position

Fastest section

NA    No data available

DNF    Did not finish

DNT    Did not track

DT-W    Distance travelled compared to winner in metres



# Rockhampton QLD

Race 6: TAB 2026 CAPRICORNIA YEARLING SALE CLASSIC QTIS 2YO PLATE - 1200m

12 April 2026 - 12:58PM

Track Rating: Soft 6, Weather: Fine, Rail Position: +0.5m Entire Circuit



Field Times  
(Race Tempo)

1:08.40	0:57.03	0:46.63	0:35.55	0:24.27	0:12.75
(0:11.37)	(0:10.41)	(0:11.08)	(0:11.28)	(0:11.52)	(0:12.75)

Rank	TAB#	Horse	Overall Time	First 400m	Top Speed km/h (Section)	L1200	L1000	L800	L600	L400	L200		
	(BAR#)	Jockey	Margin (DT-W)	Last 600m	Fastest Section (Time)	Start - 1000	1000 - 800	800 - 600	600 - 400	400 - 200	200 - Finish		
11	6	Missile Spin	1:11.21	0:23.20	68.5 (1000-800)	1:11.21	0:59.18 [7]	0:48.01 [11]	0:36.39 [12]	0:25.03 [12]	0:13.15 [11]		
	(8)	Natalea Summers	16.5L (+0)	0:36.40	1000-800 (0:11.17)	(0:12.03)	(0:11.17)	(0:11.62)	(0:11.36)	(0:11.89)	(0:13.15)		
12	4	On Location	1:14.17	0:22.41	69.5 (1000-800)	1:14.17	1:02.52 [4]	0:51.76 [5]	0:40.07 [8]	0:28.24 [11]	0:15.28 [12]		
	(4)	Fred Larson	33.9L (+1)	0:40.06	1000-800 (0:10.76)	(0:11.65)	(0:10.76)	(0:11.70)	(0:11.83)	(0:12.95)	(0:15.28)		

Report Created: Sun 12 April 2026

(Note: Races are conducted over an approximate distance as close as possible to the advertised distance, and recorded data may vary accordingly. Official times refer to race times only and do not include handicap times.)

[ ] Position in running at each section and finish TAB# Saddle cloth number

-:--:-- No data available at this section

NA No data available

DNT Did not track

BAR# Barrier/Gate Position

DNF Did not finish

DT-W Distance travelled compared to winner in metres

Fastest split

Fastest section

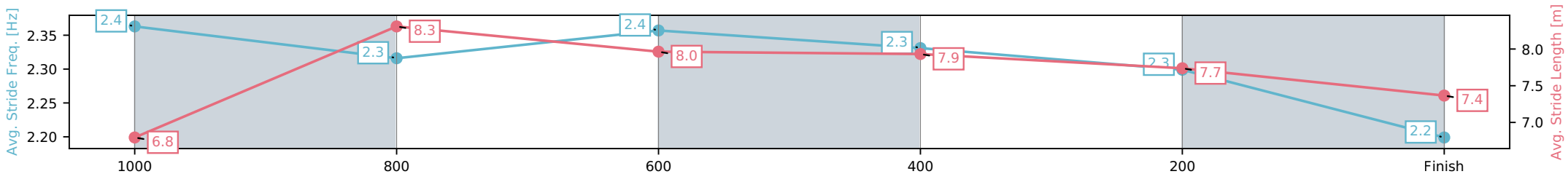
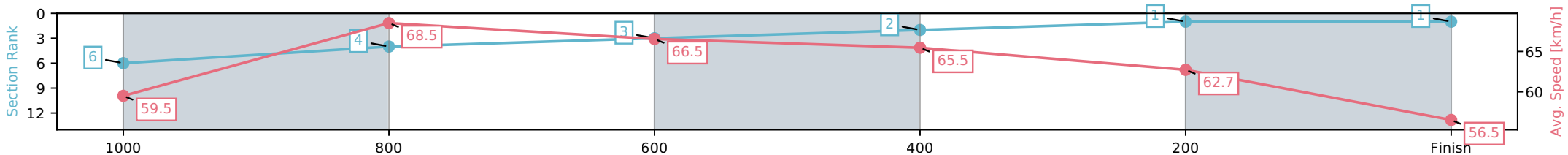
Horse/Jockey Name	Swift Dragon/Ryan Wiggins
Finish Rank	1
Fastest Section Time (Section)	0:10.40 (1000-800)
Top Speed [km/h] (Section)	69.9 (1000-800)
Race State	Finished



Rockhampton QLD --Professional-2026-04-12  
 Race 6: TAB 2026 CAPRICORNIA YEARLING SALE CLASSIC  
 QTIS 2YO PLATE - 1200m  
 12 April 2026 - 12:58PM  
 Track Rating: Soft 6, Weather: Fine, Rail Position: +0.5m Entire Circuit



Section	L1200	L1000	L800	L600	L400	L200
Section Times	1:08.40 (0:11.89)	0:56.51 [4] (0:10.40)	0:46.11 [3] (0:10.86)	0:35.25 [2] (0:11.02)	0:24.22 [1] (0:11.47)	0:12.75 [1] (0:12.75)
Average Speed [km/h]	59.5	68.5	66.5	65.5	62.7	56.5
Top Speed [km/h]	68.0	69.9	68.7	67.6	64.5	60.2
Avg. Dist. to Rail [m]	2.1	1.7	1.2	2.4	2.4	1.4
Avg. Stride Freq. [Hz]	2.4	2.3	2.4	2.3	2.3	2.2
Avg. Stride Length [m]	6.8	8.3	8.0	7.9	7.7	7.4



- [ ] Ranking at each section and finish
- :-:- No data available at this section
- NA No data available

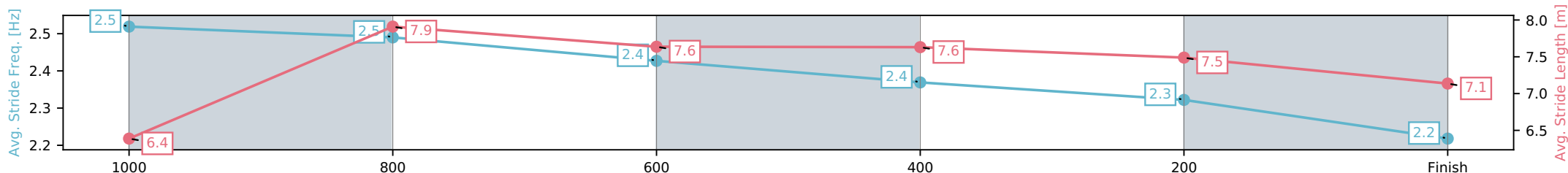
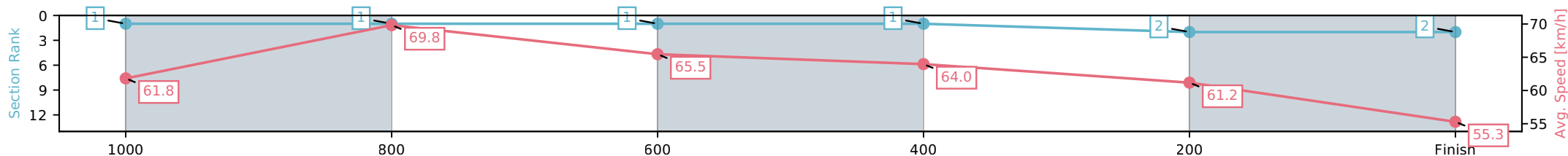
Horse/Jockey Name	Better Blitzem/Aidan Holt
Finish Rank	2
Fastest Section Time (Section)	0:10.41 (1000-800)
Top Speed [km/h] (Section)	71.9 (1000-800)
Race State	Finished



Rockhampton QLD --Professional-2026-04-12  
 Race 6: TAB 2026 CAPRICORNIA YEARLING SALE CLASSIC  
 QTIS 2YO PLATE - 1200m  
 12 April 2026 - 12:58PM  
 Track Rating: Soft 6, Weather: Fine, Rail Position: +0.5m Entire Circuit



Section	L1200	L1000	L800	L600	L400	L200
Section Times	1:08.95 (0:11.36)	0:57.58 [1] (0:10.41)	0:47.18 [1] (0:11.08)	0:36.10 [1] (0:11.28)	0:24.82 [2] (0:11.77)	0:13.05 [2] (0:13.05)
Average Speed [km/h]	61.8	69.8	65.5	64.0	61.2	55.3
Top Speed [km/h]	71.5	71.9	68.1	65.1	63.2	58.8
Avg. Dist. to Rail [m]	11.4	1.9	1.2	1.5	0.7	0.3
Avg. Stride Freq. [Hz]	2.5	2.5	2.4	2.4	2.3	2.2
Avg. Stride Length [m]	6.4	7.9	7.6	7.6	7.5	7.1



[ ] Ranking at each section and finish  
 -:-:- No data available at this section  
 NA No data available

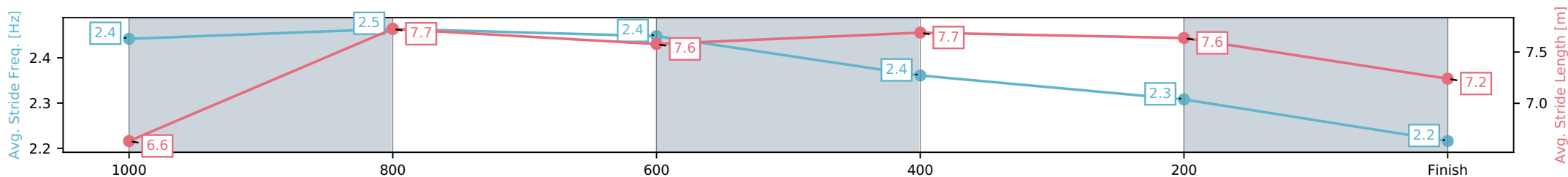
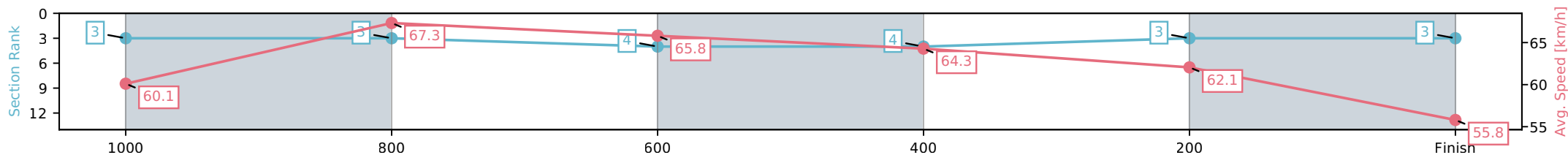
Horse/Jockey Name	Coal Seam/Justin P Stanley
Finish Rank	3
Fastest Section Time (Section)	0:10.69 (1000-800)
Top Speed [km/h] (Section)	68.9 (1000-800)
Race State	Finished



Rockhampton QLD --Professional-2026-04-12  
 Race 6: TAB 2026 CAPRICORNIA YEARLING SALE CLASSIC  
 QTIS 2YO PLATE - 1200m  
 12 April 2026 - 12:58PM  
 Track Rating: Soft 6, Weather: Fine, Rail Position: +0.5m Entire Circuit



Section	L1200	L1000	L800	L600	L400	L200
Section Times	1:08.99 (0:11.57)	0:57.42 [3] (0:10.69)	0:46.73 [4] (0:10.94)	0:35.79 [4] (0:11.20)	0:24.58 [3] (0:11.61)	0:12.98 [3] (0:12.98)
Average Speed [km/h]	60.1	67.3	65.8	64.3	62.1	55.8
Top Speed [km/h]	68.6	68.9	66.8	65.7	64.7	60.5
Avg. Dist. to Rail [m]	3.6	0.4	0.9	1.6	2.7	3.3
Avg. Stride Freq. [Hz]	2.4	2.5	2.4	2.4	2.3	2.2
Avg. Stride Length [m]	6.6	7.7	7.6	7.7	7.6	7.2



- [ ] Ranking at each section and finish
- :-:- No data available at this section
- NA No data available

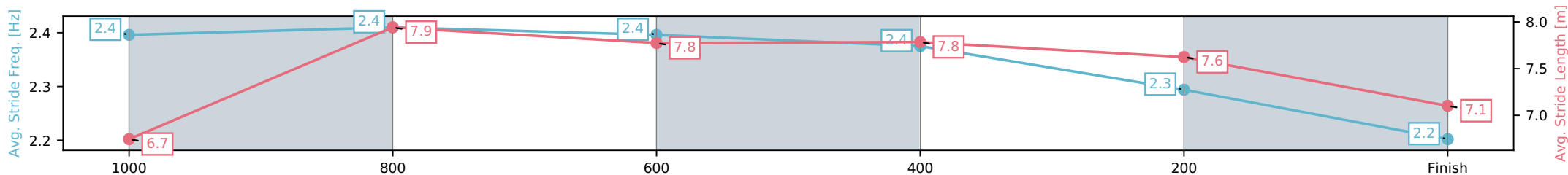
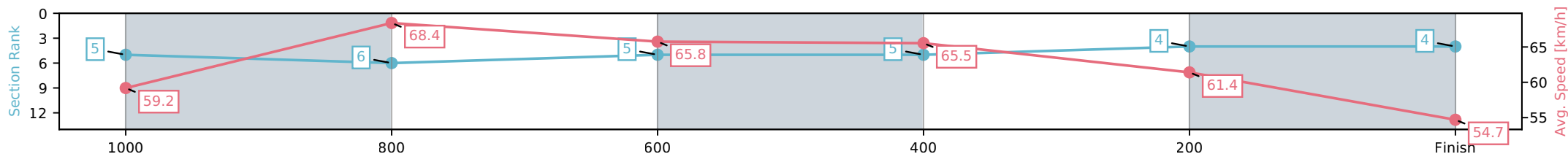
Horse/Jockey Name	Dub Stepping/Warwick Satherley
Finish Rank	4
Fastest Section Time (Section)	0:10.62 (1000-800)
Top Speed [km/h] (Section)	70.6 (1000-800)
Race State	Finished



Rockhampton QLD --Professional-2026-04-12  
 Race 6: TAB 2026 CAPRICORNIA YEARLING SALE CLASSIC  
 QTIS 2YO PLATE - 1200m  
 12 April 2026 - 12:58PM  
 Track Rating: Soft 6, Weather: Fine, Rail Position: +0.5m Entire Circuit



Section	L1200	L1000	L800	L600	L400	L200
Section Times	1:09.36 (0:11.85)	0:57.51 [6] (0:10.62)	0:46.89 [5] (0:10.99)	0:35.90 [5] (0:10.99)	0:24.91 [4] (0:11.72)	0:13.18 [4] (0:13.18)
Average Speed [km/h]	59.2	68.4	65.8	65.5	61.4	54.7
Top Speed [km/h]	66.7	70.6	68.8	67.4	63.9	58.5
Avg. Dist. to Rail [m]	3.8	1.5	0.6	1.3	1.6	2.2
Avg. Stride Freq. [Hz]	2.4	2.4	2.4	2.4	2.3	2.2
Avg. Stride Length [m]	6.7	7.9	7.8	7.8	7.6	7.1



- [ ] Ranking at each section and finish
- :-:- No data available at this section
- NA No data available

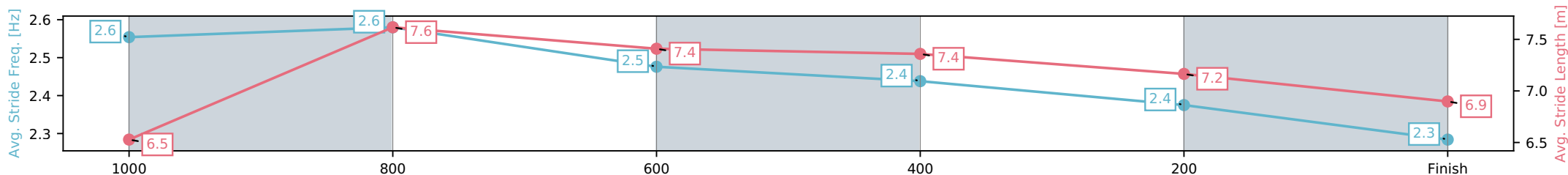
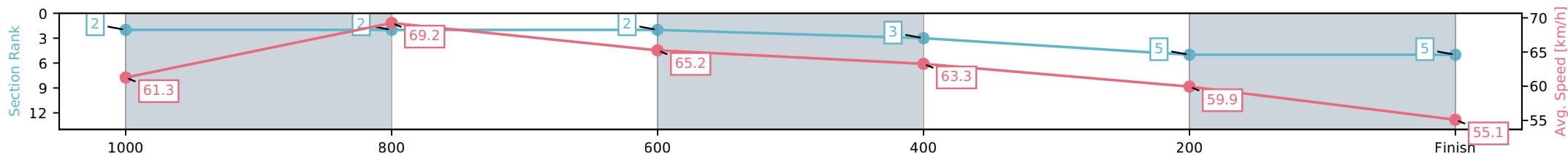
Horse/Jockey Name	Wasabi Barbie/Chris Mclver
Finish Rank	5
Fastest Section Time (Section)	0:10.42 (1000-800)
Top Speed [km/h] (Section)	72.4 (1000-800)
Race State	Finished



Rockhampton QLD --Professional-2026-04-12  
 Race 6: TAB 2026 CAPRICORNIA YEARLING SALE CLASSIC  
 QTIS 2YO PLATE - 1200m  
 12 April 2026 - 12:58PM  
 Track Rating: Soft 6, Weather: Fine, Rail Position: +0.5m Entire Circuit



Section	L1200	L1000	L800	L600	L400	L200
Section Times	1:09.47 (0:11.53)	0:57.94 [2] (0:10.42)	0:47.52 [2] (0:11.02)	0:36.50 [3] (0:11.38)	0:25.12 [5] (0:11.99)	0:13.13 [5] (0:13.13)
Average Speed [km/h]	61.3	69.2	65.2	63.3	59.9	55.1
Top Speed [km/h]	71.7	72.4	66.7	65.5	62.7	58.0
Avg. Dist. to Rail [m]	7.7	0.7	1.0	0.8	0.3	0.2
Avg. Stride Freq. [Hz]	2.6	2.6	2.5	2.4	2.4	2.3
Avg. Stride Length [m]	6.5	7.6	7.4	7.4	7.2	6.9



- [ ] Ranking at each section and finish
- :-:- No data available at this section
- NA No data available

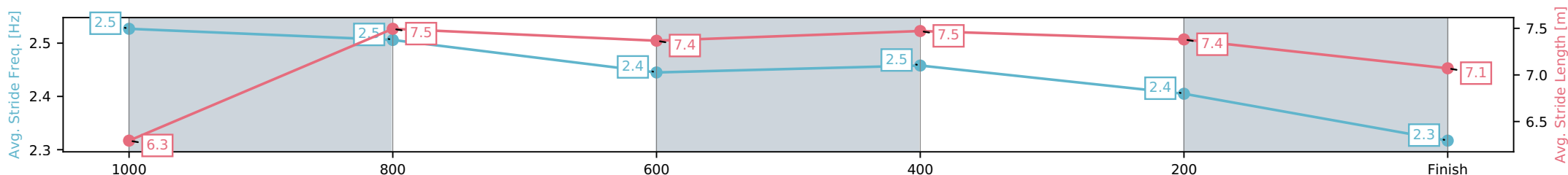
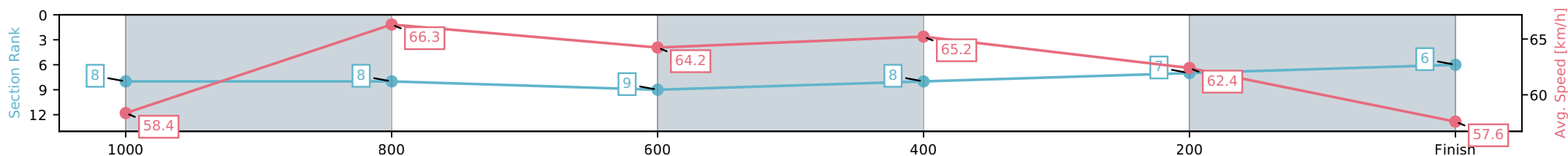
Horse/Jockey Name	Ready Marea/McKenzie Apel
Finish Rank	6
Fastest Section Time (Section)	0:10.90 (1000-800)
Top Speed [km/h] (Section)	68.7 (1000-800)
Race State	Finished



Rockhampton QLD --Professional-2026-04-12  
 Race 6: TAB 2026 CAPRICORNIA YEARLING SALE CLASSIC  
 QTIS 2YO PLATE - 1200m  
 12 April 2026 - 12:58PM  
 Track Rating: Soft 6, Weather: Fine, Rail Position: +0.5m Entire Circuit



Section	L1200	L1000	L800	L600	L400	L200
Section Times	1:09.52 (0:12.07)	0:57.45 [8] (0:10.90)	0:46.56 [9] (0:11.33)	0:35.23 [8] (0:11.07)	0:24.16 [7] (0:11.55)	0:12.61 [6] (0:12.61)
Average Speed [km/h]	58.4	66.3	64.2	65.2	62.4	57.6
Top Speed [km/h]	68.0	68.7	66.2	65.9	64.1	61.0
Avg. Dist. to Rail [m]	5.9	0.7	1.3	5.4	5.7	5.9
Avg. Stride Freq. [Hz]	2.5	2.5	2.4	2.5	2.4	2.3
Avg. Stride Length [m]	6.3	7.5	7.4	7.5	7.4	7.1



- [ ] Ranking at each section and finish
- :-:- No data available at this section
- NA No data available

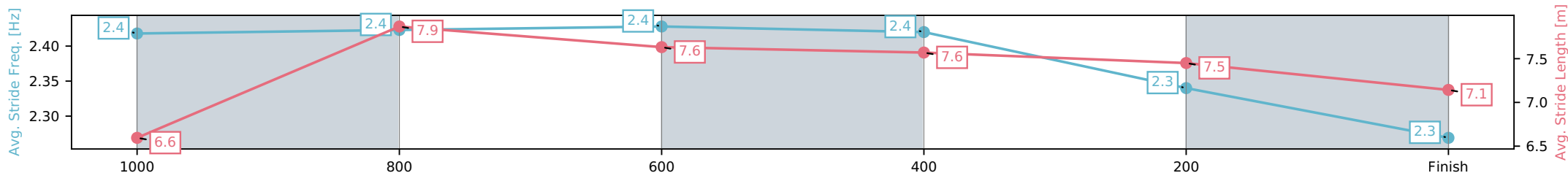
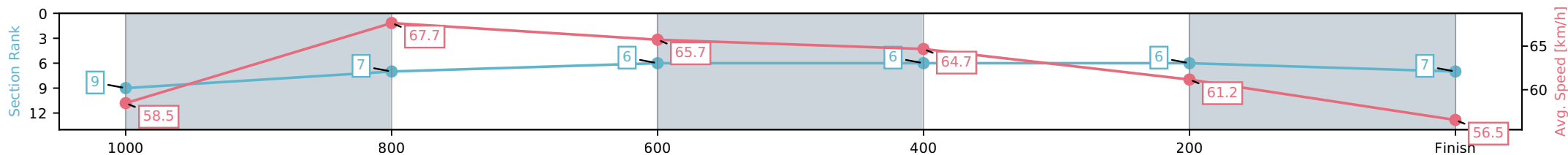
Horse/Jockey Name	Patienceofasaint/Nikki Olzard
Finish Rank	7
Fastest Section Time (Section)	0:10.64 (1000-800)
Top Speed [km/h] (Section)	69.1 (1000-800)
Race State	Finished



Rockhampton QLD --Professional-2026-04-12  
 Race 6: TAB 2026 CAPRICORNIA YEARLING SALE CLASSIC  
 QTIS 2YO PLATE - 1200m  
 12 April 2026 - 12:58PM  
 Track Rating: Soft 6, Weather: Fine, Rail Position: +0.5m Entire Circuit



Section	L1200	L1000	L800	L600	L400	L200
Section Times	1:09.59 (0:12.08)	0:57.50 [7] (0:10.64)	0:46.86 [6] (0:11.20)	0:35.67 [6] (0:11.15)	0:24.51 [6] (0:11.77)	0:12.74 [7] (0:12.74)
Average Speed [km/h]	58.5	67.7	65.7	64.7	61.2	56.5
Top Speed [km/h]	68.2	69.1	66.9	65.6	63.7	59.3
Avg. Dist. to Rail [m]	3.6	0.6	2.6	2.9	2.4	3.3
Avg. Stride Freq. [Hz]	2.4	2.4	2.4	2.4	2.3	2.3
Avg. Stride Length [m]	6.6	7.9	7.6	7.6	7.5	7.1



- [ ] Ranking at each section and finish
- :-:- No data available at this section
- NA No data available

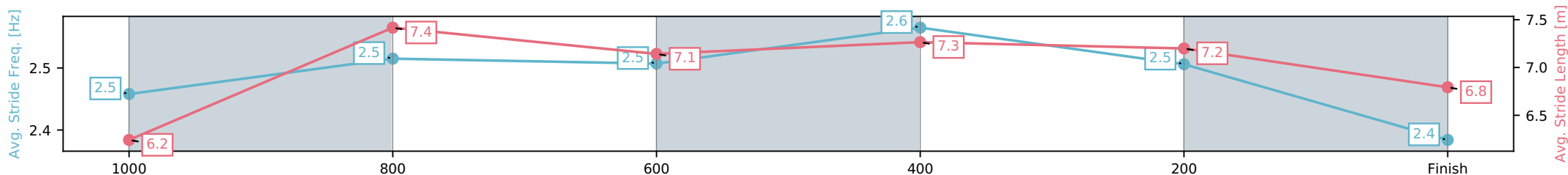
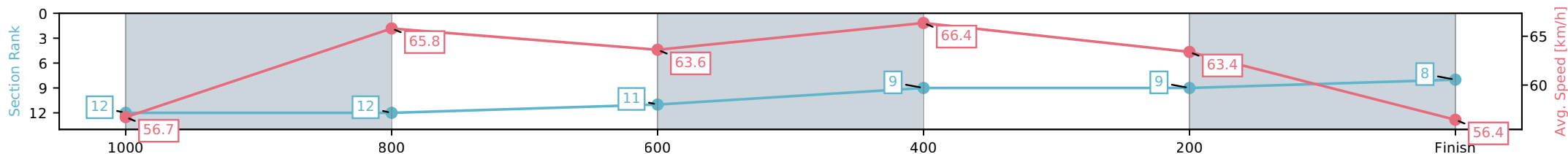
Horse/Jockey Name	Dazzling Geisha/Leah Martyn
Finish Rank	8
Fastest Section Time (Section)	0:10.86 (600-400)
Top Speed [km/h] (Section)	67.2 (1200 - 1000)
Race State	Finished



Rockhampton QLD --Professional-2026-04-12  
 Race 6: TAB 2026 CAPRICORNIA YEARLING SALE CLASSIC  
 QTIS 2YO PLATE - 1200m  
 12 April 2026 - 12:58PM  
 Track Rating: Soft 6, Weather: Fine, Rail Position: +0.5m Entire Circuit



Section	L1200	L1000	L800	L600	L400	L200
Section Times	1:09.83 (0:12.49)	0:57.34 [12] (0:10.95)	0:46.39 [11] (0:11.35)	0:35.04 [9] (0:10.86)	0:24.18 [9] (0:11.36)	0:12.82 [8] (0:12.82)
Average Speed [km/h]	56.7	65.8	63.6	66.4	63.4	56.4
Top Speed [km/h]	67.2	67.2	64.7	67.1	65.6	60.6
Avg. Dist. to Rail [m]	10.2	0.8	0.7	1.9	3.0	3.1
Avg. Stride Freq. [Hz]	2.5	2.5	2.5	2.6	2.5	2.4
Avg. Stride Length [m]	6.2	7.4	7.1	7.3	7.2	6.8



- [ ] Ranking at each section and finish
- :-:- No data available at this section
- NA No data available

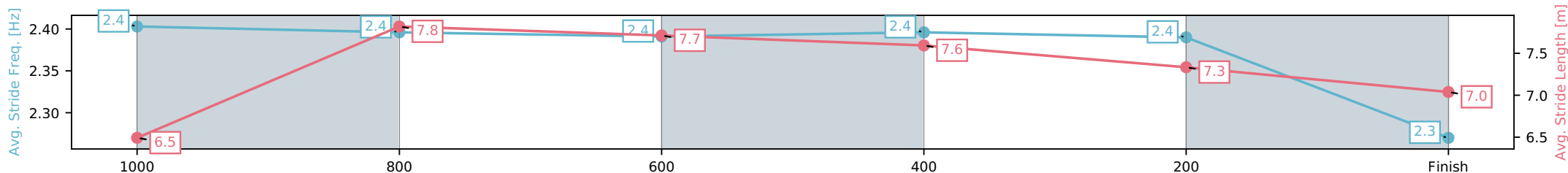
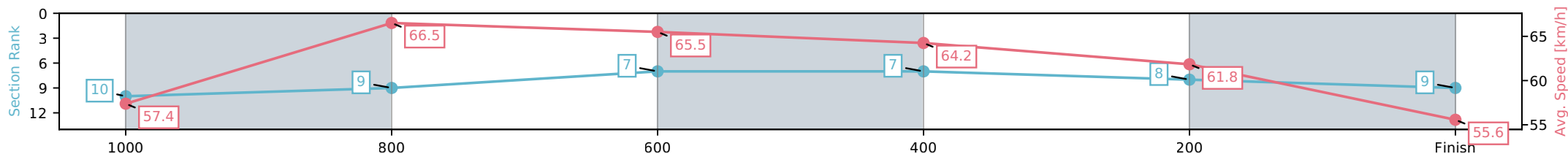
Horse/Jockey Name	Missile Baby/Sean Cormack
Finish Rank	9
Fastest Section Time (Section)	0:10.84 (1000-800)
Top Speed [km/h] (Section)	68.5 (1000-800)
Race State	Finished



Rockhampton QLD --Professional-2026-04-12  
 Race 6: TAB 2026 CAPRICORNIA YEARLING SALE CLASSIC  
 QTIS 2YO PLATE - 1200m  
 12 April 2026 - 12:58PM  
 Track Rating: Soft 6, Weather: Fine, Rail Position: +0.5m Entire Circuit



Section	L1200	L1000	L800	L600	L400	L200
Section Times	1:09.99 (0:12.26)	0:57.73 [9] (0:10.84)	0:46.89 [7] (0:11.00)	0:35.89 [7] (0:11.23)	0:24.66 [8] (0:11.64)	0:13.02 [9] (0:13.02)
Average Speed [km/h]	57.4	66.5	65.5	64.2	61.8	55.6
Top Speed [km/h]	65.7	68.5	66.7	65.9	63.7	59.7
Avg. Dist. to Rail [m]	9.0	0.8	0.8	2.9	3.8	3.7
Avg. Stride Freq. [Hz]	2.4	2.4	2.4	2.4	2.4	2.3
Avg. Stride Length [m]	6.5	7.8	7.7	7.6	7.3	7.0



- [ ] Ranking at each section and finish
- :-:- No data available at this section
- NA No data available

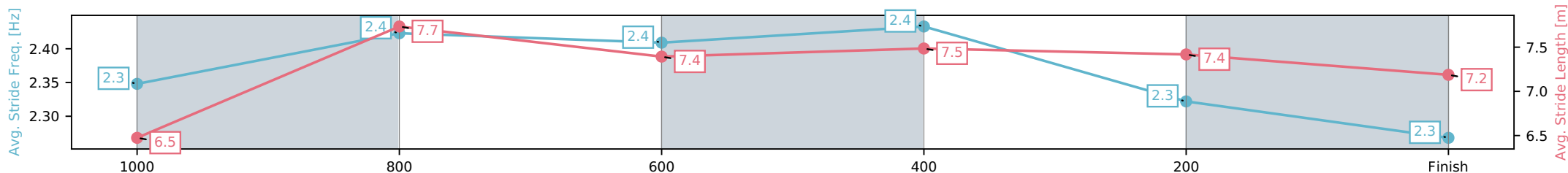
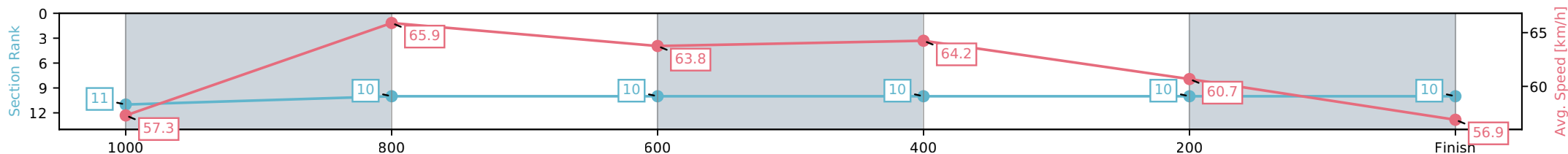
Horse/Jockey Name	Sixty Nine Grange/Raul Silvera Olivera
Finish Rank	10
Fastest Section Time (Section)	0:10.93 (1000-800)
Top Speed [km/h] (Section)	68.3 (1000-800)
Race State	Finished



Rockhampton QLD --Professional-2026-04-12  
 Race 6: TAB 2026 CAPRICORNIA YEARLING SALE CLASSIC  
 QTIS 2YO PLATE - 1200m  
 12 April 2026 - 12:58PM  
 Track Rating: Soft 6, Weather: Fine, Rail Position: +0.5m Entire Circuit



Section	L1200	L1000	L800	L600	L400	L200
Section Times	1:10.38 (0:12.27)	0:58.11 [10] (0:10.93)	0:47.19 [10] (0:11.34)	0:35.85 [10] (0:11.21)	0:24.64 [10] (0:11.88)	0:12.76 [10] (0:12.76)
Average Speed [km/h]	57.3	65.9	63.8	64.2	60.7	56.9
Top Speed [km/h]	66.7	68.3	65.8	65.4	63.4	58.9
Avg. Dist. to Rail [m]	8.4	0.4	0.7	1.5	1.7	2.6
Avg. Stride Freq. [Hz]	2.3	2.4	2.4	2.4	2.3	2.3
Avg. Stride Length [m]	6.5	7.7	7.4	7.5	7.4	7.2



- [ ] Ranking at each section and finish
- :-:- No data available at this section
- NA No data available

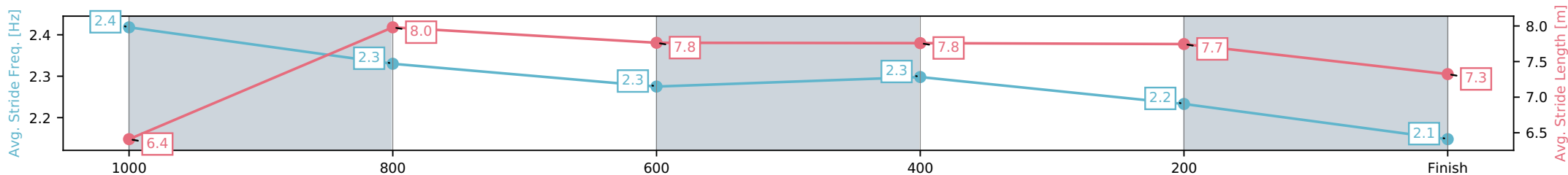
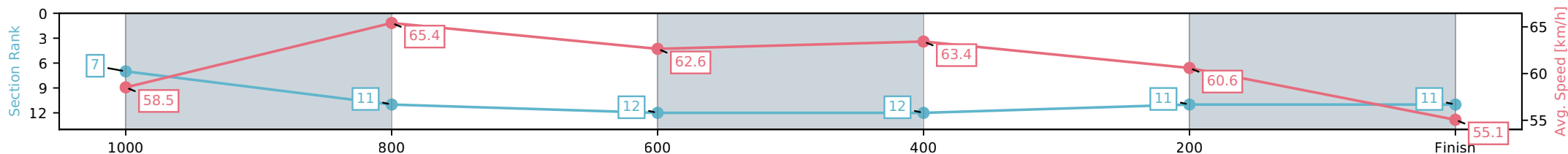
Horse/Jockey Name	Missile Spin/Natalea Summers
Finish Rank	11
Fastest Section Time (Section)	0:11.17 (1000-800)
Top Speed [km/h] (Section)	68.5 (1000-800)
Race State	Finished



Rockhampton QLD --Professional-2026-04-12  
 Race 6: TAB 2026 CAPRICORNIA YEARLING SALE CLASSIC  
 QTIS 2YO PLATE - 1200m  
 12 April 2026 - 12:58PM  
 Track Rating: Soft 6, Weather: Fine, Rail Position: +0.5m Entire Circuit



Section	L1200	L1000	L800	L600	L400	L200
Section Times	1:11.21 (0:12.03)	0:59.18 [11] (0:11.17)	0:48.01 [12] (0:11.62)	0:36.39 [12] (0:11.36)	0:25.03 [11] (0:11.89)	0:13.15 [11] (0:13.15)
Average Speed [km/h]	58.5	65.4	62.6	63.4	60.6	55.1
Top Speed [km/h]	68.3	68.5	63.7	64.3	63.5	57.8
Avg. Dist. to Rail [m]	7.6	2.7	1.2	1.0	0.2	0.3
Avg. Stride Freq. [Hz]	2.4	2.3	2.3	2.3	2.2	2.1
Avg. Stride Length [m]	6.4	8.0	7.8	7.8	7.7	7.3



- [ ] Ranking at each section and finish
- :-:- No data available at this section
- NA No data available

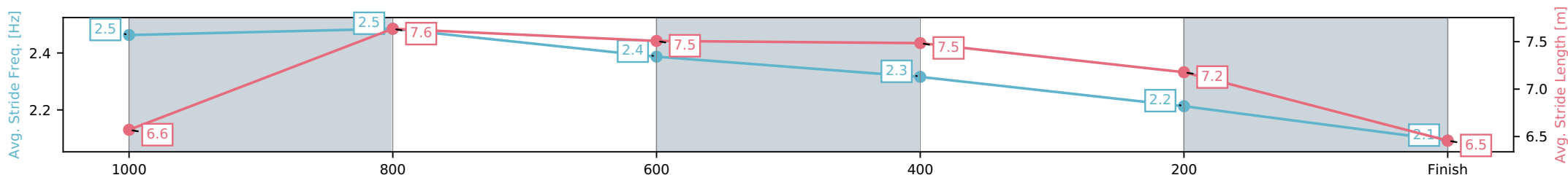
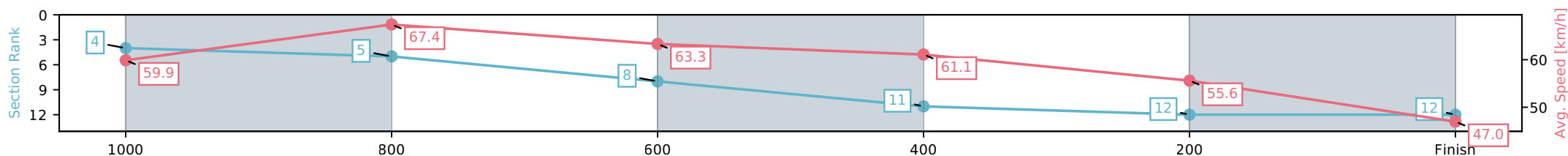
Horse/Jockey Name	On Location/Fred Larson
Finish Rank	12
Fastest Section Time (Section)	0:10.76 (1000-800)
Top Speed [km/h] (Section)	69.5 (1000-800)
Race State	Finished



Rockhampton QLD --Professional-2026-04-12  
 Race 6: TAB 2026 CAPRICORNIA YEARLING SALE CLASSIC  
 QTIS 2YO PLATE - 1200m  
 12 April 2026 - 12:58PM  
 Track Rating: Soft 6, Weather: Fine, Rail Position: +0.5m Entire Circuit



Section	L1200	L1000	L800	L600	L400	L200
Section Times	1:14.17 (0:11.65)	1:02.52 [5] (0:10.76)	0:51.76 [8] (0:11.70)	0:40.07 [11] (0:11.83)	0:28.24 [12] (0:12.95)	0:15.28 [12] (0:15.28)
Average Speed [km/h]	59.9	67.4	63.3	61.1	55.6	47.0
Top Speed [km/h]	67.7	69.5	67.4	63.5	59.0	52.4
Avg. Dist. to Rail [m]	5.3	1.1	3.5	5.3	5.1	3.6
Avg. Stride Freq. [Hz]	2.5	2.5	2.4	2.3	2.2	2.1
Avg. Stride Length [m]	6.6	7.6	7.5	7.5	7.2	6.5



- [ ] Ranking at each section and finish
- :-:- No data available at this section
- NA No data available



# Rockhampton QLD

Race 7: GREAT NORTHERN CAPRICORNIA YEARLING SALE QTIS 3&4YO CLASSIC HANDICAP - 1300m

12 April 2026 - 1:31PM

Track Rating: Soft 6, Weather: Fine, Rail Position: +0.5m Entire Circuit



Field Times (Race Tempo)      1:14.46    1:07.11    0:56.67    0:45.77    0:34.05    0:22.63    0:11.21  
 (0:07.35)    (0:10.44)    (0:10.90)    (0:11.71)    (0:11.42)    (0:11.43)    (0:11.21)

Rank	TAB#	Horse	Overall Time	First 400m	Top Speed km/h (Section)	L1300	L1200	L1000	L800	L600	L400	L200	
	(BAR#)	Jockey	Margin (DT-W)	Last 600m	Fastest Section (Time)	Start - 1200	1200 - 1000	1000 - 800	800 - 600	600 - 400	400 - 200	200 - Finish	
1	3	Kohler Kid	1:14.46	0:24.27	67.4 (1200-1000)	1:14.46	1:06.63 [11]	0:55.65 [9]	0:44.60 [9]	0:33.21 [9]	0:22.02 [9]	0:11.15 [2]	
	(1)	Justin P Stanley		0:33.21	400-200 (0:10.88)	(0:07.83)	(0:10.98)	(0:11.05)	(0:11.39)	(0:11.18)	(0:10.88)	(0:11.15)	
2	2	Kobayastar	1:15.33	0:23.88	67.9 (1200-1000)	1:15.33	1:07.84 [6]	0:56.90 [6]	0:45.86 [6]	0:34.45 [6]	0:23.08 [6]	0:11.83 [5]	
	(8)	Aidan Holt	5.1L (+1)	0:34.45	1200-1000 (0:10.94)	(0:07.49)	(0:10.94)	(0:11.03)	(0:11.41)	(0:11.37)	(0:11.25)	(0:11.83)	
3	10	Autumn Gale	1:15.43	0:24.03	68.0 (1000-800)	1:15.43	1:07.78 [8]	0:56.79 [8]	0:45.81 [8]	0:34.37 [7]	0:23.08 [7]	0:11.80 [6]	
	(10)	Chris Mclver	5.7L (+3)	0:34.37	1000-800 (0:10.98)	(0:07.64)	(0:10.99)	(0:10.98)	(0:11.44)	(0:11.29)	(0:11.28)	(0:11.80)	
4	1	Saraqael	1:15.46	0:23.31	68.8 (1000-800)	1:15.46	1:08.11 [1]	0:57.45 [2]	0:46.62 [2]	0:35.00 [2]	0:23.61 [2]	0:12.21 [1]	
	(9)	Warwick Satherley	5.9L (+0)	0:35.01	1200-1000 (0:10.66)	(0:07.35)	(0:10.66)	(0:10.84)	(0:11.61)	(0:11.39)	(0:11.41)	(0:12.21)	
5	8	Sweet Pretender	1:15.59	0:24.58	67.8 (1200-1000)	1:15.59	1:07.49 [12]	0:56.38 [12]	0:45.45 [11]	0:34.21 [11]	0:23.05 [10]	0:11.93 [9]	
	(3)	Fred Larson	6.7L (+0)	0:34.21	1000-800 (0:10.93)	(0:08.10)	(0:11.11)	(0:10.93)	(0:11.24)	(0:11.16)	(0:11.12)	(0:11.93)	
6	7	Aima Sun	1:15.62	0:23.36	69.2 (1000-800)	1:15.62	1:08.27 [3]	0:57.53 [3]	0:46.74 [3]	0:35.11 [3]	0:23.71 [3]	0:12.19 [3]	
	(5)	Sean Cormack	6.8L (-1)	0:35.11	1200-1000 (0:10.74)	(0:07.35)	(0:10.74)	(0:10.78)	(0:11.64)	(0:11.40)	(0:11.52)	(0:12.19)	
7	5	Mimmy's Secret	1:15.80	0:23.69	68.1 (1000-800)	1:15.80	1:08.45 [2]	0:57.48 [5]	0:46.65 [5]	0:35.06 [5]	0:23.60 [5]	0:12.15 [8]	
	(4)	Nikki Olzard	7.9L (-1)	0:35.06	1000-800 (0:10.83)	(0:07.35)	(0:10.97)	(0:10.83)	(0:11.60)	(0:11.46)	(0:11.45)	(0:12.15)	
8	4	Flying Animo	1:15.98	0:24.02	67.4 (1000-800)	1:15.98	1:08.40 [7]	0:57.39 [7]	0:46.36 [7]	0:34.92 [8]	0:23.57 [8]	0:12.19 [11]	
	(2)	McKenzie Apel	9.0L (-1)	0:34.92	1200-1000 (0:11.01)	(0:07.58)	(0:11.01)	(0:11.03)	(0:11.44)	(0:11.35)	(0:11.38)	(0:12.19)	
9	12	Wayno	1:16.16	0:24.78	68.6 (1000-800)	1:16.16	1:07.99 [13]	0:56.73 [13]	0:45.74 [13]	0:34.54 [12]	0:23.55 [11]	0:12.45 [10]	
	(13)	Raul Silvera Olivera	10.0L (+0)	0:34.54	600-400 (0:10.99)	(0:08.17)	(0:11.26)	(0:10.99)	(0:11.20)	(0:10.99)	(0:11.10)	(0:12.45)	
10	6	Deekaygeebie	1:16.19	0:23.05	71.3 (1200-1000)	1:16.19	1:08.82 [4]	0:58.40 [1]	0:47.50 [1]	0:35.78 [1]	0:24.36 [1]	0:12.70 [4]	
	(11)	Ryan Wiggins	10.2L (+1)	0:35.79	1200-1000 (0:10.42)	(0:07.37)	(0:10.42)	(0:10.90)	(0:11.72)	(0:11.42)	(0:11.67)	(0:12.70)	

Report Created: Sun 12 April 2026

(Note: Races are conducted over an approximate distance as close as possible to the advertised distance, and recorded data may vary accordingly. Official times refer to race times only and do not include handicap times.)

[ ] Position in running at each section and finish    TAB#    Saddle cloth number

-:--:-- No data available at this section

NA No data available

DNT Did not track

BAR# Barrier/Gate Position

DNF Did not finish

DT-W Distance travelled compared to winner in metres

Fastest split

Fastest section



# Rockhampton QLD

Race 7: GREAT NORTHERN CAPRICORNIA YEARLING SALE QTIS 3&4YO CLASSIC HANDICAP - 1300m

12 April 2026 - 1:31PM

Track Rating: Soft 6, Weather: Fine, Rail Position: +0.5m Entire Circuit



Field Times (Race Tempo)      1:14.46 (0:07.35)    1:07.11 (0:10.44)    0:56.67 (0:10.90)    0:45.77 (0:11.71)    0:34.05 (0:11.42)    0:22.63 (0:11.43)    0:11.21 (0:11.21)

Rank	TAB#	Horse	Overall Time	First 400m	Top Speed km/h (Section)	L1300	L1200	L1000	L800	L600	L400	L200	
	(BAR#)	Jockey	Margin (DT-W)	Last 600m	Fastest Section (Time)	Start - 1200	1200 - 1000	1000 - 800	800 - 600	600 - 400	400 - 200	200 - Finish	
11	13	Cascia	1:16.20	0:23.49	69.9 (1200-1000)	1:16.20	1:08.77 [5]	0:58.03 [4]	0:47.20 [4]	0:35.55 [4]	0:24.15 [4]	0:12.56 [7]	
	(12)	Natalea Summers	10.2L (+4)	0:35.54	1200-1000 (0:10.74)	(0:07.43)	(0:10.74)	(0:10.83)	(0:11.65)	(0:11.40)	(0:11.58)	(0:12.56)	
12	9	Accept Power	1:16.57	0:24.33	67.0 (1200-1000)	1:16.57	1:08.86 [10]	0:57.71 [10]	0:46.63 [10]	0:35.27 [10]	0:23.83 [12]	0:12.23 [12]	
	(6)	Gabrielle Semmens	12.4L (+2)	0:35.27	1000-800 (0:11.08)	(0:07.71)	(0:11.15)	(0:11.08)	(0:11.36)	(0:11.44)	(0:11.60)	(0:12.23)	
13	11	Pleasepleaseplease	1:16.62	0:24.61	66.9 (1000-800)	1:16.62	1:08.92 [9]	0:57.50 [11]	0:46.36 [12]	0:34.98 [13]	0:23.61 [13]	0:12.16 [13]	
	(7)	Leah Martyn	12.8L (+1)	0:34.98	1000-800 (0:11.15)	(0:07.70)	(0:11.42)	(0:11.15)	(0:11.37)	(0:11.37)	(0:11.45)	(0:12.16)	

Report Created: Sun 12 April 2026

(Note: Races are conducted over an approximate distance as close as possible to the advertised distance, and recorded data may vary accordingly. Official times refer to race times only and do not include handicap times.)

[ ] Position in running at each section and finish    TAB# Saddle cloth number

-:--:-- No data available at this section

NA No data available

DNT Did not track

BAR# Barrier/Gate Position

DNF Did not finish

DT-W Distance travelled compared to winner in metres

Fastest split

Fastest section

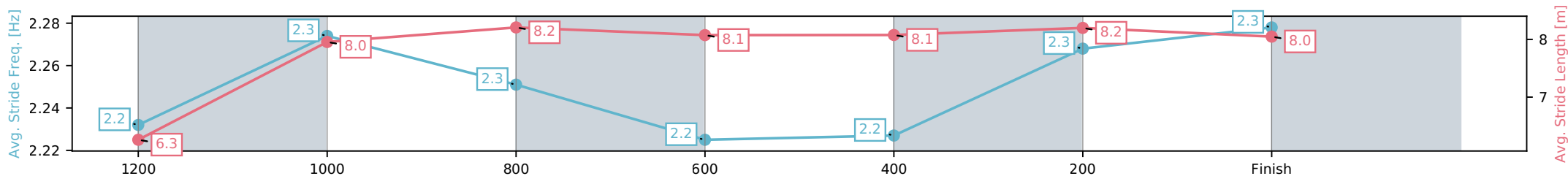
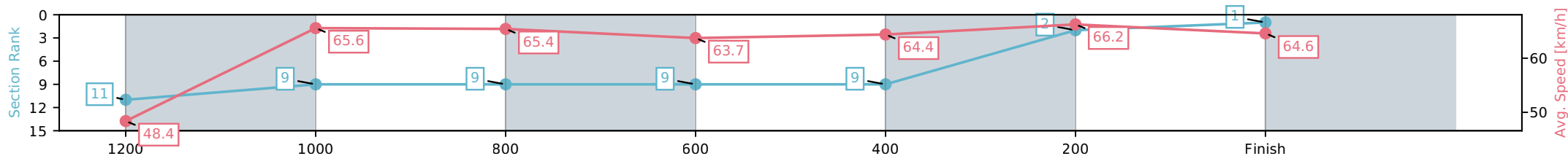
Horse/Jockey Name	Kohler Kid/Justin P Stanley
Finish Rank	1
Fastest Section Time (Section)	0:10.88 (400-200)
Top Speed [km/h] (Section)	67.4 (1200-1000)
Race State	Finished



Rockhampton QLD --Professional-2026-04-12  
 Race 7: GREAT NORTHERN CAPRICORNIA YEARLING SALE  
 QTIS 3&4YO CLASSIC HANDICAP - 1300m  
 12 April 2026 - 1:31PM  
 Track Rating: Soft 6, Weather: Fine, Rail Position: +0.5m Entire Circuit



Section	L1300	L1200	L1000	L800	L600	L400	L200
Section Times	1:14.46 (0:07.83)	1:06.63 [9] (0:10.98)	0:55.65 [9] (0:11.05)	0:44.60 [9] (0:11.39)	0:33.21 [9] (0:11.18)	0:22.02 [2] (0:10.88)	0:11.15 [1] (0:11.15)
Average Speed [km/h]	48.4	65.6	65.4	63.7	64.4	66.2	64.6
Top Speed [km/h]	61.2	67.4	67.0	64.7	65.5	66.6	66.4
Avg. Dist. to Rail [m]	4.3	1.2	0.7	0.9	2.5	4.8	5.4
Avg. Stride Freq. [Hz]	2.2	2.3	2.3	2.2	2.2	2.3	2.3
Avg. Stride Length [m]	6.3	8.0	8.2	8.1	8.1	8.2	8.0



- [ ] Ranking at each section and finish
- :-:- No data available at this section
- NA No data available

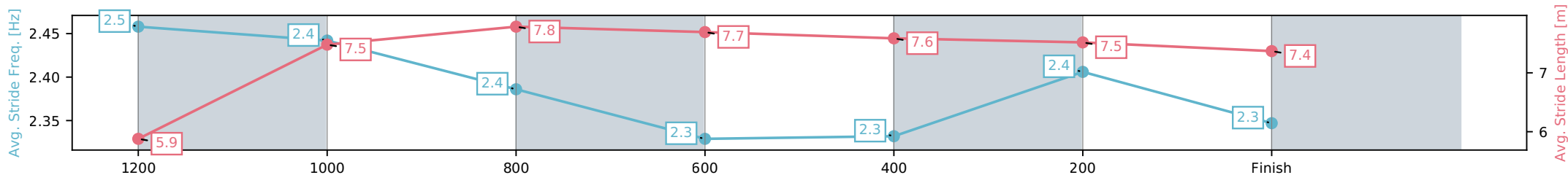
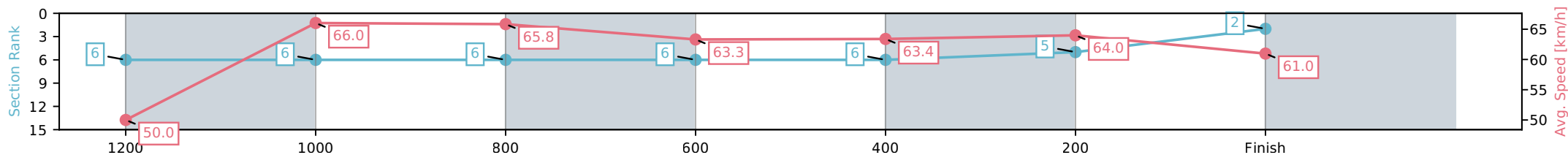
Horse/Jockey Name	Kobayastar/Aidan Holt
Finish Rank	2
Fastest Section Time (Section)	0:10.94 (1200-1000)
Top Speed [km/h] (Section)	67.9 (1200-1000)
Race State	Finished



Rockhampton QLD --Professional-2026-04-12  
 Race 7: GREAT NORTHERN CAPRICORNIA YEARLING SALE  
 QTIS 3&4YO CLASSIC HANDICAP - 1300m  
 12 April 2026 - 1:31PM  
 Track Rating: Soft 6, Weather: Fine, Rail Position: +0.5m Entire Circuit



Section	L1300	L1200	L1000	L800	L600	L400	L200
Section Times	1:15.33 (0:07.49)	1:07.84 [6] (0:10.94)	0:56.90 [6] (0:11.03)	0:45.86 [6] (0:11.41)	0:34.45 [6] (0:11.37)	0:23.08 [5] (0:11.25)	0:11.83 [2] (0:11.83)
Average Speed [km/h]	50.0	66.0	65.8	63.3	63.4	64.0	61.0
Top Speed [km/h]	61.1	67.9	67.1	65.6	65.1	65.3	62.4
Avg. Dist. to Rail [m]	9.8	3.1	1.7	0.4	2.3	4.5	5.4
Avg. Stride Freq. [Hz]	2.5	2.4	2.4	2.3	2.3	2.4	2.3
Avg. Stride Length [m]	5.9	7.5	7.8	7.7	7.6	7.5	7.4



- [ ] Ranking at each section and finish
- :-:- No data available at this section
- NA No data available

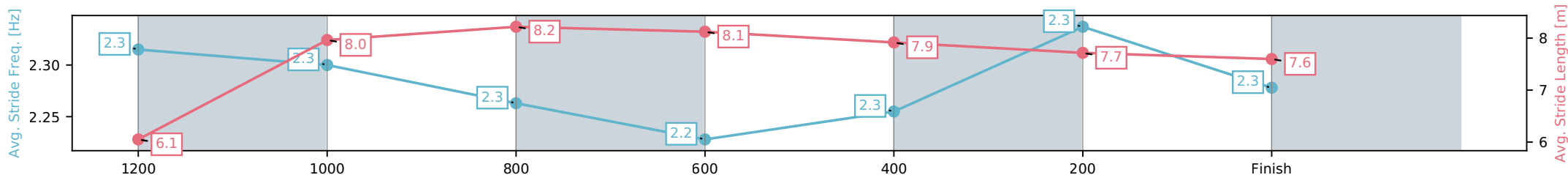
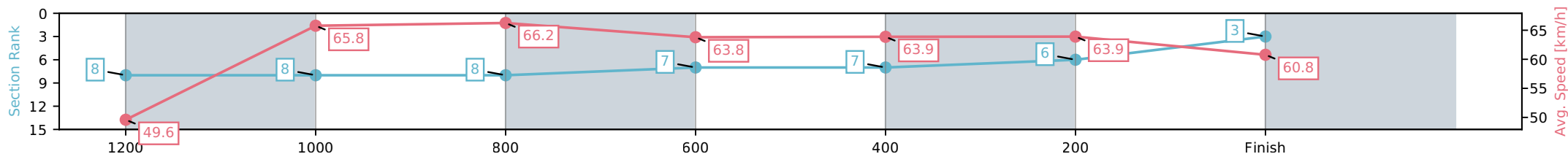
Horse/Jockey Name	Autumn Gale/Chris Mclver
Finish Rank	3
Fastest Section Time (Section)	0:10.98 (1000-800)
Top Speed [km/h] (Section)	68.0 (1000-800)
Race State	Finished



Rockhampton QLD --Professional-2026-04-12  
 Race 7: GREAT NORTHERN CAPRICORNIA YEARLING SALE  
 QTIS 3&4YO CLASSIC HANDICAP - 1300m  
 12 April 2026 - 1:31PM  
 Track Rating: Soft 6, Weather: Fine, Rail Position: +0.5m Entire Circuit



Section	L1300	L1200	L1000	L800	L600	L400	L200
Section Times	1:15.43 (0:07.64)	1:07.78 [8] (0:10.99)	0:56.79 [8] (0:10.98)	0:45.81 [7] (0:11.44)	0:34.37 [7] (0:11.29)	0:23.08 [6] (0:11.28)	0:11.80 [3] (0:11.80)
Average Speed [km/h]	49.6	65.8	66.2	63.8	63.9	63.9	60.8
Top Speed [km/h]	62.6	67.1	68.0	65.7	64.6	64.4	62.6
Avg. Dist. to Rail [m]	11.8	3.7	1.9	1.8	3.9	6.8	8.1
Avg. Stride Freq. [Hz]	2.3	2.3	2.3	2.2	2.3	2.3	2.3
Avg. Stride Length [m]	6.1	8.0	8.2	8.1	7.9	7.7	7.6



[ ] Ranking at each section and finish  
 -:-:- No data available at this section  
 NA No data available

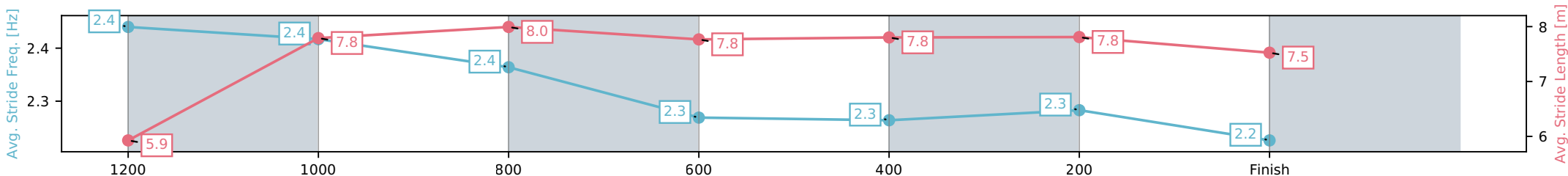
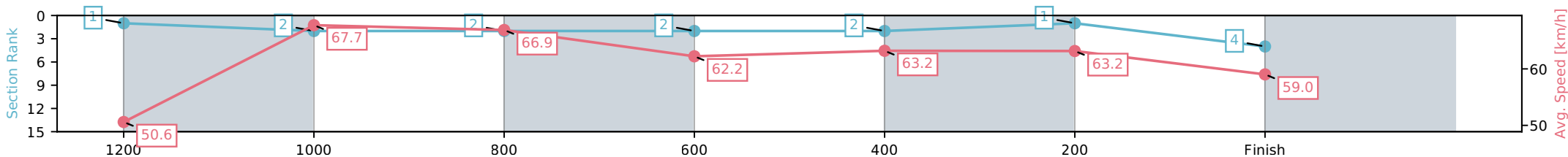
Horse/Jockey Name	Saraqael/Warwick Satherley
Finish Rank	4
Fastest Section Time (Section)	0:10.66 (1200-1000)
Top Speed [km/h] (Section)	68.8 (1000-800)
Race State	Finished



Rockhampton QLD --Professional-2026-04-12  
 Race 7: GREAT NORTHERN CAPRICORNIA YEARLING SALE  
 QTIS 3&4YO CLASSIC HANDICAP - 1300m  
 12 April 2026 - 1:31PM  
 Track Rating: Soft 6, Weather: Fine, Rail Position: +0.5m Entire Circuit



Section	L1300	L1200	L1000	L800	L600	L400	L200
Section Times	1:15.46 (0:07.35)	1:08.11 [2] (0:10.66)	0:57.45 [2] (0:10.84)	0:46.62 [2] (0:11.61)	0:35.00 [2] (0:11.39)	0:23.61 [1] (0:11.41)	0:12.21 [4] (0:12.21)
Average Speed [km/h]	50.6	67.7	66.9	62.2	63.2	63.2	59.0
Top Speed [km/h]	64.6	68.5	68.8	64.3	64.4	64.6	60.8
Avg. Dist. to Rail [m]	9.7	2.1	1.3	0.5	1.2	2.1	2.3
Avg. Stride Freq. [Hz]	2.4	2.4	2.4	2.3	2.3	2.3	2.2
Avg. Stride Length [m]	5.9	7.8	8.0	7.8	7.8	7.8	7.5



[ ] Ranking at each section and finish  
 -:-:- No data available at this section  
 NA No data available

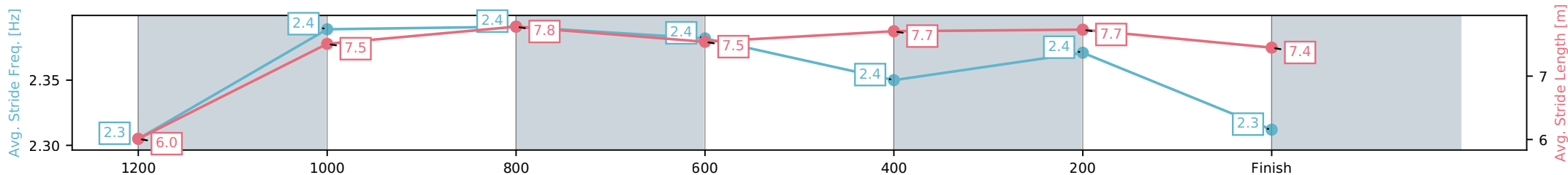
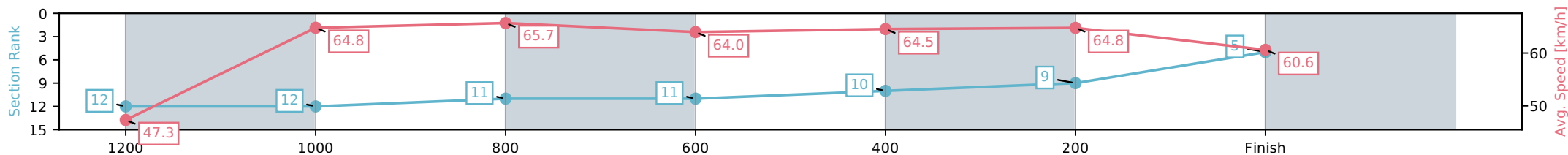
Horse/Jockey Name	Sweet Pretender/Fred Larson
Finish Rank	5
Fastest Section Time (Section)	0:10.93 (1000-800)
Top Speed [km/h] (Section)	67.8 (1200-1000)
Race State	Finished



Rockhampton QLD --Professional-2026-04-12  
 Race 7: GREAT NORTHERN CAPRICORNIA YEARLING SALE  
 QTIS 3&4YO CLASSIC HANDICAP - 1300m  
 12 April 2026 - 1:31PM  
 Track Rating: Soft 6, Weather: Fine, Rail Position: +0.5m Entire Circuit



Section	L1300	L1200	L1000	L800	L600	L400	L200
Section Times	1:15.59 (0:08.10)	1:07.49 [12] (0:11.11)	0:56.38 [11] (0:10.93)	0:45.45 [11] (0:11.24)	0:34.21 [10] (0:11.16)	0:23.05 [9] (0:11.12)	0:11.93 [5] (0:11.93)
Average Speed [km/h]	47.3	64.8	65.7	64.0	64.5	64.8	60.6
Top Speed [km/h]	60.9	67.8	67.6	65.1	65.7	66.6	62.8
Avg. Dist. to Rail [m]	4.8	0.7	0.4	0.5	1.5	4.7	7.1
Avg. Stride Freq. [Hz]	2.3	2.4	2.4	2.4	2.4	2.4	2.3
Avg. Stride Length [m]	6.0	7.5	7.8	7.5	7.7	7.7	7.4



[ ] Ranking at each section and finish  
 -:-:- No data available at this section  
 NA No data available

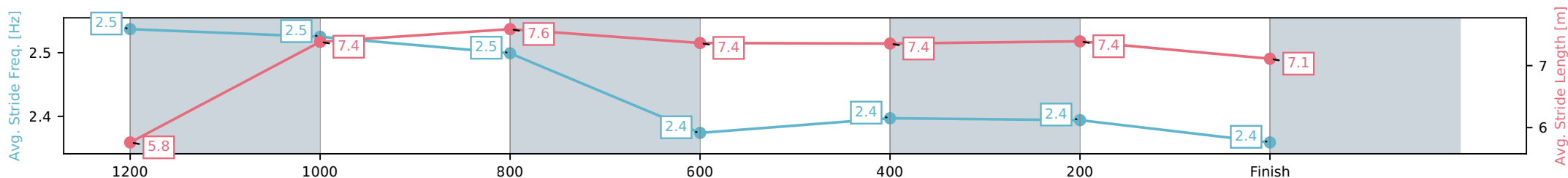
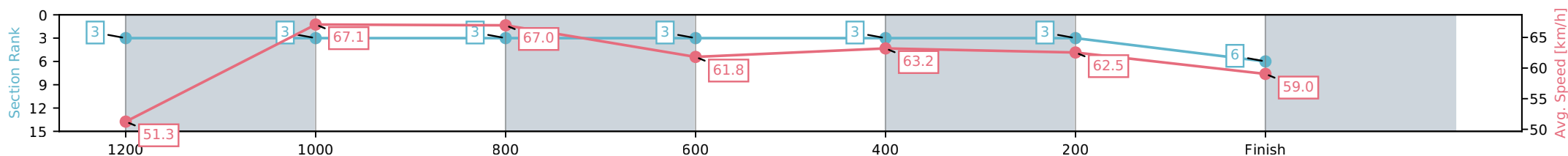
Horse/Jockey Name	Aima Sun/Sean Cormack
Finish Rank	6
Fastest Section Time (Section)	0:10.74 (1200-1000)
Top Speed [km/h] (Section)	69.2 (1000-800)
Race State	Finished



Rockhampton QLD --Professional-2026-04-12  
 Race 7: GREAT NORTHERN CAPRICORNIA YEARLING SALE  
 QTIS 3&4YO CLASSIC HANDICAP - 1300m  
 12 April 2026 - 1:31PM  
 Track Rating: Soft 6, Weather: Fine, Rail Position: +0.5m Entire Circuit



Section	L1300	L1200	L1000	L800	L600	L400	L200
Section Times	1:15.62 (0:07.35)	1:08.27 [3] (0:10.74)	0:57.53 [3] (0:10.78)	0:46.74 [3] (0:11.64)	0:35.11 [3] (0:11.40)	0:23.71 [3] (0:11.52)	0:12.19 [6] (0:12.19)
Average Speed [km/h]	51.3	67.1	67.0	61.8	63.2	62.5	59.0
Top Speed [km/h]	63.0	68.3	69.2	63.6	65.1	63.7	61.0
Avg. Dist. to Rail [m]	7.1	1.4	0.7	0.3	0.8	2.2	4.7
Avg. Stride Freq. [Hz]	2.5	2.5	2.5	2.4	2.4	2.4	2.4
Avg. Stride Length [m]	5.8	7.4	7.6	7.4	7.4	7.4	7.1



[ ] Ranking at each section and finish  
 -:-:- No data available at this section  
 NA No data available

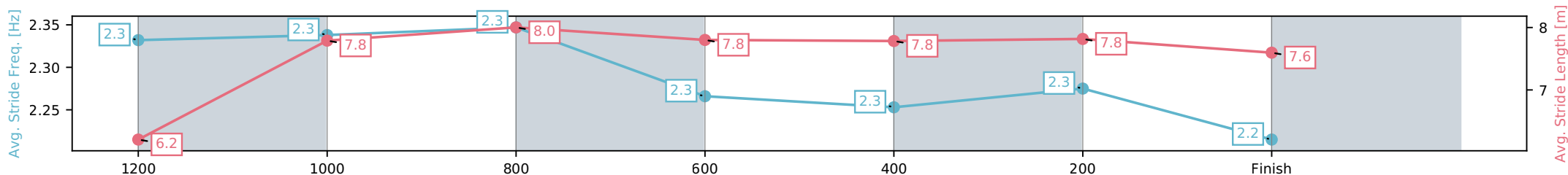
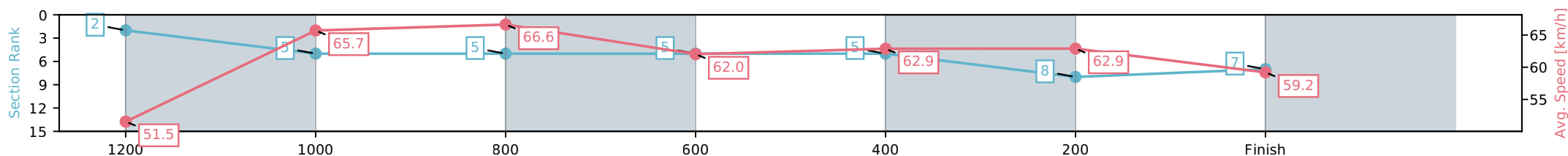
Horse/Jockey Name	Mimmy's Secret/Nikki Olzard
Finish Rank	7
Fastest Section Time (Section)	0:10.83 (1000-800)
Top Speed [km/h] (Section)	68.1 (1000-800)
Race State	Finished



Rockhampton QLD --Professional-2026-04-12  
 Race 7: GREAT NORTHERN CAPRICORNIA YEARLING SALE  
 QTIS 3&4YO CLASSIC HANDICAP - 1300m  
 12 April 2026 - 1:31PM  
 Track Rating: Soft 6, Weather: Fine, Rail Position: +0.5m Entire Circuit



Section	L1300	L1200	L1000	L800	L600	L400	L200
Section Times	1:15.80 (0:07.35)	1:08.45 [5] (0:10.97)	0:57.48 [5] (0:10.83)	0:46.65 [5] (0:11.60)	0:35.06 [5] (0:11.46)	0:23.60 [8] (0:11.45)	0:12.15 [7] (0:12.15)
Average Speed [km/h]	51.5	65.7	66.6	62.0	62.9	62.9	59.2
Top Speed [km/h]	62.6	68.1	68.1	66.0	65.0	65.0	61.6
Avg. Dist. to Rail [m]	5.6	0.9	0.3	0.3	0.6	1.2	2.7
Avg. Stride Freq. [Hz]	2.3	2.3	2.3	2.3	2.3	2.3	2.2
Avg. Stride Length [m]	6.2	7.8	8.0	7.8	7.8	7.8	7.6



- [ ] Ranking at each section and finish
- :-:- No data available at this section
- NA No data available

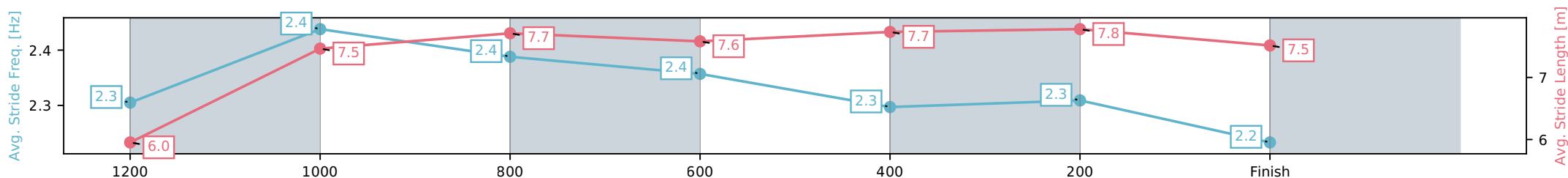
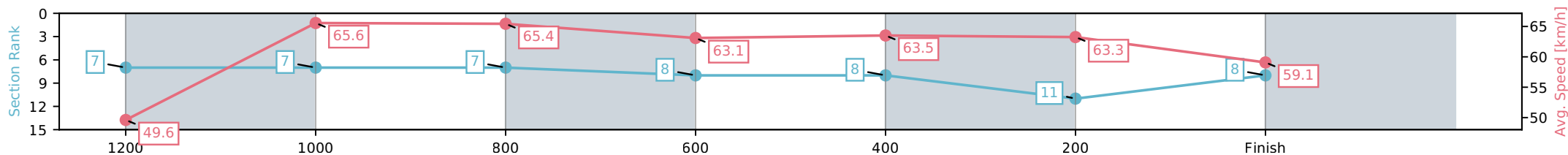
Horse/Jockey Name	Flying Animo/McKenzie Apel
Finish Rank	8
Fastest Section Time (Section)	0:11.01 (1200-1000)
Top Speed [km/h] (Section)	67.4 (1000-800)
Race State	Finished



Rockhampton QLD --Professional-2026-04-12  
 Race 7: GREAT NORTHERN CAPRICORNIA YEARLING SALE  
 QTIS 3&4YO CLASSIC HANDICAP - 1300m  
 12 April 2026 - 1:31PM  
 Track Rating: Soft 6, Weather: Fine, Rail Position: +0.5m Entire Circuit



Section	L1300	L1200	L1000	L800	L600	L400	L200
Section Times	1:15.98 (0:07.58)	1:08.40 [7] (0:11.01)	0:57.39 [7] (0:11.03)	0:46.36 [8] (0:11.44)	0:34.92 [8] (0:11.35)	0:23.57 [11] (0:11.38)	0:12.19 [8] (0:12.19)
Average Speed [km/h]	49.6	65.6	65.4	63.1	63.5	63.3	59.1
Top Speed [km/h]	62.1	67.1	67.4	63.9	64.4	64.3	61.3
Avg. Dist. to Rail [m]	5.1	2.1	0.8	0.4	1.3	3.2	5.2
Avg. Stride Freq. [Hz]	2.3	2.4	2.4	2.4	2.3	2.3	2.2
Avg. Stride Length [m]	6.0	7.5	7.7	7.6	7.7	7.8	7.5



- [ ] Ranking at each section and finish
- :-:- No data available at this section
- NA No data available

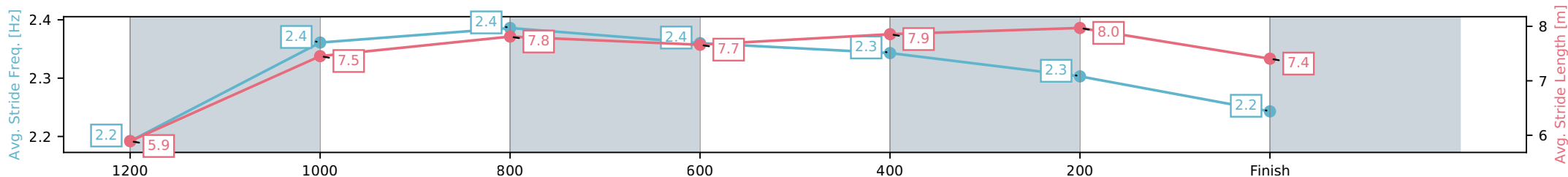
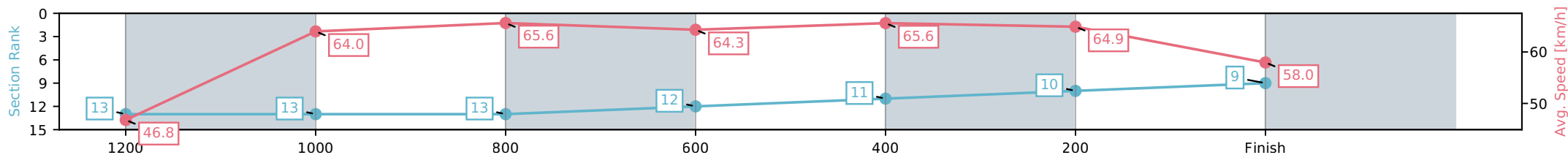
Horse/Jockey Name	Wayno/Raul Silvera Olivera
Finish Rank	9
Fastest Section Time (Section)	0:10.99 (600-400)
Top Speed [km/h] (Section)	68.6 (1000-800)
Race State	Finished



Rockhampton QLD --Professional-2026-04-12  
 Race 7: GREAT NORTHERN CAPRICORNIA YEARLING SALE  
 QTIS 3&4YO CLASSIC HANDICAP - 1300m  
 12 April 2026 - 1:31PM  
 Track Rating: Soft 6, Weather: Fine, Rail Position: +0.5m Entire Circuit



Section	L1300	L1200	L1000	L800	L600	L400	L200
Section Times	1:16.16 (0:08.17)	1:07.99 [13] (0:11.26)	0:56.73 [13] (0:10.99)	0:45.74 [12] (0:11.20)	0:34.54 [11] (0:10.99)	0:23.55 [10] (0:11.10)	0:12.45 [9] (0:12.45)
Average Speed [km/h]	46.8	64.0	65.6	64.3	65.6	64.9	58.0
Top Speed [km/h]	58.5	68.3	68.6	65.4	66.0	65.9	62.2
Avg. Dist. to Rail [m]	12.0	0.9	0.6	0.5	1.1	2.1	1.5
Avg. Stride Freq. [Hz]	2.2	2.4	2.4	2.4	2.3	2.3	2.2
Avg. Stride Length [m]	5.9	7.5	7.8	7.7	7.9	8.0	7.4



[ ] Ranking at each section and finish  
 -:-:- No data available at this section  
 NA No data available

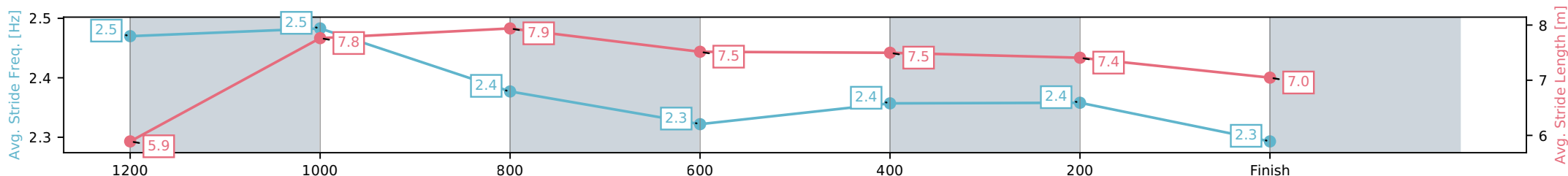
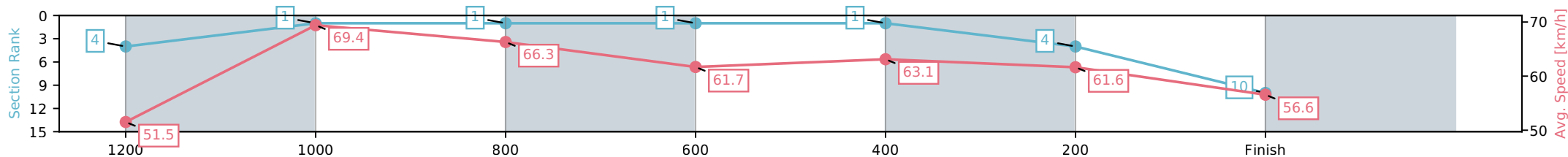
Horse/Jockey Name	Deekaygeebie/Ryan Wiggins
Finish Rank	10
Fastest Section Time (Section)	0:10.42 (1200-1000)
Top Speed [km/h] (Section)	71.3 (1200-1000)
Race State	Finished



Rockhampton QLD --Professional-2026-04-12  
 Race 7: GREAT NORTHERN CAPRICORNIA YEARLING SALE  
 QTIS 3&4YO CLASSIC HANDICAP - 1300m  
 12 April 2026 - 1:31PM  
 Track Rating: Soft 6, Weather: Fine, Rail Position: +0.5m Entire Circuit



Section	L1300	L1200	L1000	L800	L600	L400	L200
Section Times	1:16.19 (0:07.37)	1:08.82 [1] (0:10.42)	0:58.40 [1] (0:10.90)	0:47.50 [1] (0:11.72)	0:35.78 [1] (0:11.42)	0:24.36 [4] (0:11.67)	0:12.70 [10] (0:12.70)
Average Speed [km/h]	51.5	69.4	66.3	61.7	63.1	61.6	56.6
Top Speed [km/h]	65.2	71.3	70.0	63.2	64.0	64.5	59.8
Avg. Dist. to Rail [m]	13.1	4.2	0.9	0.6	0.7	0.9	1.4
Avg. Stride Freq. [Hz]	2.5	2.5	2.4	2.3	2.4	2.4	2.3
Avg. Stride Length [m]	5.9	7.8	7.9	7.5	7.5	7.4	7.0



[ ] Ranking at each section and finish  
 -:-:- No data available at this section  
 NA No data available

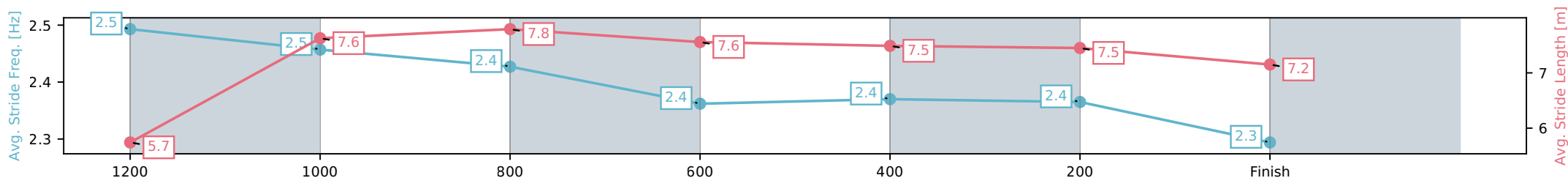
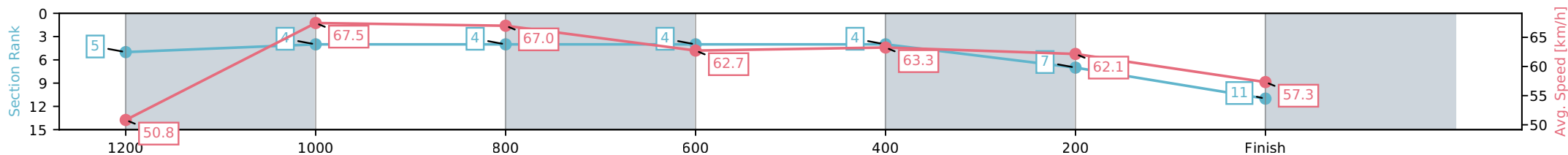
Horse/Jockey Name	Cascia/Natalea Summers
Finish Rank	11
Fastest Section Time (Section)	0:10.74 (1200-1000)
Top Speed [km/h] (Section)	69.9 (1200-1000)
Race State	Finished



Rockhampton QLD --Professional-2026-04-12  
 Race 7: GREAT NORTHERN CAPRICORNIA YEARLING SALE  
 QTIS 3&4YO CLASSIC HANDICAP - 1300m  
 12 April 2026 - 1:31PM  
 Track Rating: Soft 6, Weather: Fine, Rail Position: +0.5m Entire Circuit



Section	L1300	L1200	L1000	L800	L600	L400	L200
Section Times	1:16.20 (0:07.43)	1:08.77 [4] (0:10.74)	0:58.03 [4] (0:10.83)	0:47.20 [4] (0:11.65)	0:35.55 [4] (0:11.40)	0:24.15 [7] (0:11.58)	0:12.56 [11] (0:12.56)
Average Speed [km/h]	50.8	67.5	67.0	62.7	63.3	62.1	57.3
Top Speed [km/h]	63.8	69.9	68.1	65.5	64.2	63.8	60.0
Avg. Dist. to Rail [m]	14.3	4.8	1.5	1.8	2.4	3.4	4.1
Avg. Stride Freq. [Hz]	2.5	2.5	2.4	2.4	2.4	2.4	2.3
Avg. Stride Length [m]	5.7	7.6	7.8	7.6	7.5	7.5	7.2



- [ ] Ranking at each section and finish
- :-:- No data available at this section
- NA No data available

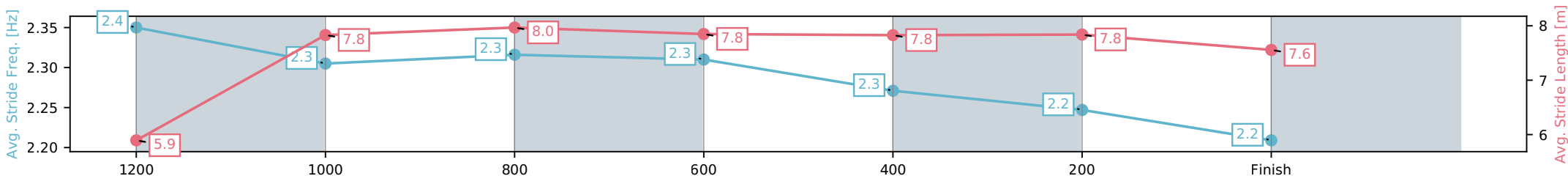
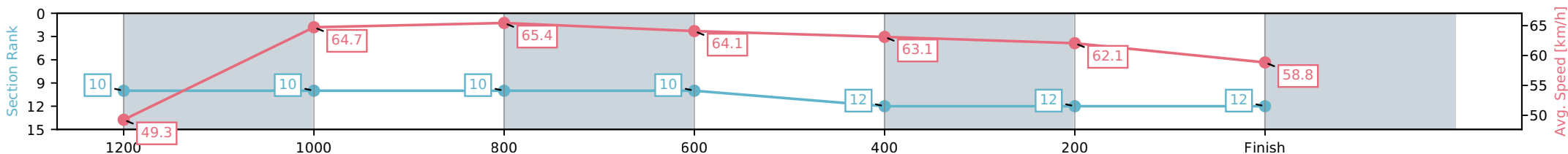
Horse/Jockey Name	Accept Power/Gabrielle Semmens
Finish Rank	12
Fastest Section Time (Section)	0:11.08 (1000-800)
Top Speed [km/h] (Section)	67.0 (1200-1000)
Race State	Finished



Rockhampton QLD --Professional-2026-04-12  
 Race 7: GREAT NORTHERN CAPRICORNIA YEARLING SALE  
 QTIS 3&4YO CLASSIC HANDICAP - 1300m  
 12 April 2026 - 1:31PM  
 Track Rating: Soft 6, Weather: Fine, Rail Position: +0.5m Entire Circuit



Section	L1300	L1200	L1000	L800	L600	L400	L200
Section Times	1:16.57 (0:07.71)	1:08.86 [10] (0:11.15)	0:57.71 [10] (0:11.08)	0:46.63 [10] (0:11.36)	0:35.27 [12] (0:11.44)	0:23.83 [12] (0:11.60)	0:12.23 [12] (0:12.23)
Average Speed [km/h]	49.3	64.7	65.4	64.1	63.1	62.1	58.8
Top Speed [km/h]	62.6	67.0	66.5	65.6	63.7	63.6	60.9
Avg. Dist. to Rail [m]	7.0	2.1	1.4	1.5	3.5	5.1	6.5
Avg. Stride Freq. [Hz]	2.4	2.3	2.3	2.3	2.3	2.2	2.2
Avg. Stride Length [m]	5.9	7.8	8.0	7.8	7.8	7.8	7.6



- [ ] Ranking at each section and finish
- :-:- No data available at this section
- NA No data available

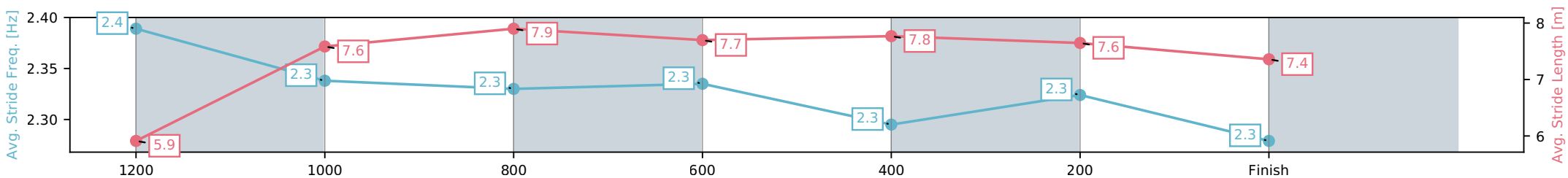
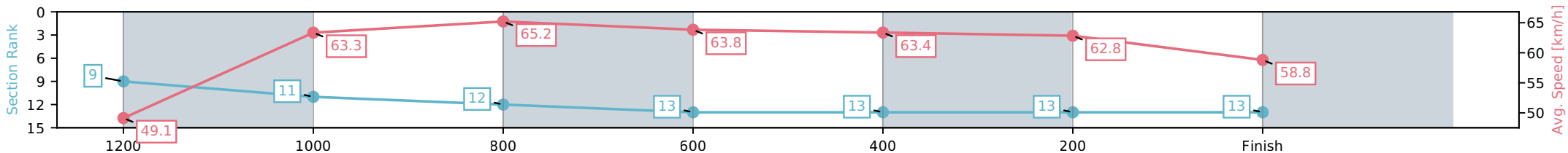
Horse/Jockey Name	Pleasepleaseplease/Leah Martyn
Finish Rank	13
Fastest Section Time (Section)	0:11.15 (1000-800)
Top Speed [km/h] (Section)	66.9 (1000-800)
Race State	Finished



Rockhampton QLD --Professional-2026-04-12  
 Race 7: GREAT NORTHERN CAPRICORNIA YEARLING SALE  
 QTIS 3&4YO CLASSIC HANDICAP - 1300m  
 12 April 2026 - 1:31PM  
 Track Rating: Soft 6, Weather: Fine, Rail Position: +0.5m Entire Circuit



Section	L1300	L1200	L1000	L800	L600	L400	L200
Section Times	1:16.62 (0:07.70)	1:08.92 [11] (0:11.42)	0:57.50 [12] (0:11.15)	0:46.36 [13] (0:11.37)	0:34.98 [13] (0:11.37)	0:23.61 [13] (0:11.45)	0:12.16 [13] (0:12.16)
Average Speed [km/h]	49.1	63.3	65.2	63.8	63.4	62.8	58.8
Top Speed [km/h]	62.3	65.1	66.9	64.6	64.2	64.2	61.3
Avg. Dist. to Rail [m]	8.7	3.6	2.0	1.0	3.0	6.5	7.8
Avg. Stride Freq. [Hz]	2.4	2.3	2.3	2.3	2.3	2.3	2.3
Avg. Stride Length [m]	5.9	7.6	7.9	7.7	7.8	7.6	7.4



- [ ] Ranking at each section and finish
- :-:- No data available at this section
- NA No data available



# Rockhampton QLD

Race 8: PHIL PEEL JEWELLER BENCHMARK 55 Handicap - 1200m

12 April 2026 - 2:02PM

Track Rating: Soft 6, Weather: Fine, Rail Position: +0.5m Entire Circuit



Field Times (Race Tempo)      1:10.53 (0:12.96)    0:57.56 (0:11.33)    0:46.23 (0:12.04)    0:34.19 (0:11.32)    0:22.87 (0:11.15)    0:11.72 (0:11.72)

Rank	TAB#	Horse	Overall Time	First 400m	Top Speed km/h (Section)	L1200	L1000	L800	L600	L400	L200		
	(BAR#)	Jockey	Margin (DT-W)	Last 600m	Fastest Section (Time)	Start - 1000	1000 - 800	800 - 600	600 - 400	400 - 200	200 - Finish		
1	3	Lonergy	1:10.53	0:24.91	66.8 (600-400)	1:10.53	0:56.96 [8]	0:45.62 [8]	0:33.70 [7]	0:22.56 [7]	0:11.57 [4]		
	(3)	Sean Cormack		0:33.71	400-200 (0:10.99)	(0:13.57)	(0:11.34)	(0:11.91)	(0:11.15)	(0:10.99)	(0:11.57)		
2	11	Ten Carat Lucy	1:10.72	0:24.76	66.3 (600-400)	1:10.72	0:57.37 [5]	0:45.96 [5]	0:34.14 [4]	0:22.97 [3]	0:11.91 [1]		
	(1)	Ryan Wiggins	1.1L (-1)	0:34.14	400-200 (0:11.06)	(0:13.35)	(0:11.41)	(0:11.82)	(0:11.17)	(0:11.06)	(0:11.91)		
3	9	Little Pinker	1:11.02	0:24.29	67.6 (1200 - 1000)	1:11.02	0:58.06 [1]	0:46.72 [1]	0:34.64 [2]	0:23.34 [2]	0:12.16 [2]		
	(10)	Nikki Olzard	2.9L (+1)	0:34.64	400-200 (0:11.18)	(0:12.96)	(0:11.33)	(0:12.08)	(0:11.30)	(0:11.18)	(0:12.16)		
4	6	Bold Change	1:11.04	0:24.86	68.2 (600-400)	1:11.04	0:57.58 [6]	0:46.18 [6]	0:34.17 [8]	0:23.13 [6]	0:12.10 [3]		
	(6)	Leah Martyn	3.0L (+6)	0:34.17	400-200 (0:11.03)	(0:13.46)	(0:11.40)	(0:12.01)	(0:11.04)	(0:11.03)	(0:12.10)		
5	1	Better Than Words	1:11.04	0:24.87	68.3 (1000-800)	1:11.04	0:57.51 [7]	0:46.18 [7]	0:34.26 [6]	0:23.01 [8]	0:11.81 [7]		
	(4)	Gabrielle Semmens	3.0L (+4)	0:34.25	400-200 (0:11.20)	(0:13.53)	(0:11.34)	(0:11.92)	(0:11.24)	(0:11.20)	(0:11.81)		
6	10	Our Heart Throb	1:11.07	0:25.16	66.5 (600-400)	1:11.07	0:57.15 [10]	0:45.90 [10]	0:33.95 [10]	0:22.81 [10]	0:11.73 [8]		
	(7)	Fred Larson	3.2L (+3)	0:33.95	400-200 (0:11.08)	(0:13.92)	(0:11.24)	(0:11.95)	(0:11.14)	(0:11.08)	(0:11.73)		
7	13	Cryptic Prism	1:11.19	0:24.57	68.3 (1200 - 1000)	1:11.19	0:58.12 [2]	0:46.62 [3]	0:34.69 [3]	0:23.33 [5]	0:12.11 [6]		
	(2)	Chris Mclver	3.9L (-1)	0:34.69	400-200 (0:11.22)	(0:13.08)	(0:11.49)	(0:11.93)	(0:11.36)	(0:11.22)	(0:12.11)		
8	7	Hard To Dismiss	1:11.20	0:24.46	67.9 (1000-800)	1:11.20	0:58.02 [3]	0:46.74 [2]	0:34.86 [1]	0:23.54 [1]	0:12.23 [5]		
	(5)	McKenzie Apel	3.9L (+2)	0:34.86	1000-800 (0:11.28)	(0:13.18)	(0:11.28)	(0:11.88)	(0:11.32)	(0:11.31)	(0:12.23)		
9	5	The Last Saga	1:11.46	0:25.00	66.6 (1000-800)	1:11.46	0:57.71 [9]	0:46.47 [9]	0:34.46 [9]	0:23.23 [9]	0:12.07 [10]		
	(9)	Aidan Holt	5.5L (+4)	0:34.46	400-200 (0:11.16)	(0:13.75)	(0:11.25)	(0:12.01)	(0:11.23)	(0:11.16)	(0:12.07)		
10	8	Reigning Alpha	1:11.57	0:24.58	67.9 (1000-800)	1:11.57	0:58.32 [4]	0:46.99 [4]	0:34.92 [5]	0:23.72 [4]	0:12.20 [9]		
	(12)	Natalea Summers	6.1L (+8)	0:34.92	600-400 (0:11.21)	(0:13.25)	(0:11.33)	(0:12.07)	(0:11.21)	(0:11.51)	(0:12.20)		

Scratched: Lease (#2), Crimson Decipher (#12), Luxor Prince (#14), Making History (#15)

Report Created: Sun 12 April 2026

(Note: Races are conducted over an approximate distance as close as possible to the advertised distance, and recorded data may vary accordingly. Official times refer to race times only and do not include handicap times.)

[ ] Position in running at each section and finish    TAB#    Saddle cloth number

Fastest split

-:--:-- No data available at this section

BAR#    Barrier/Gate Position

Fastest section

NA    No data available

DNF    Did not finish

DNT    Did not track

DT-W    Distance travelled compared to winner in metres



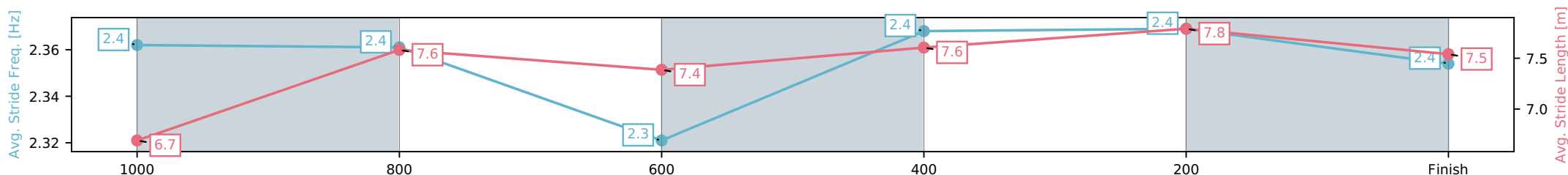
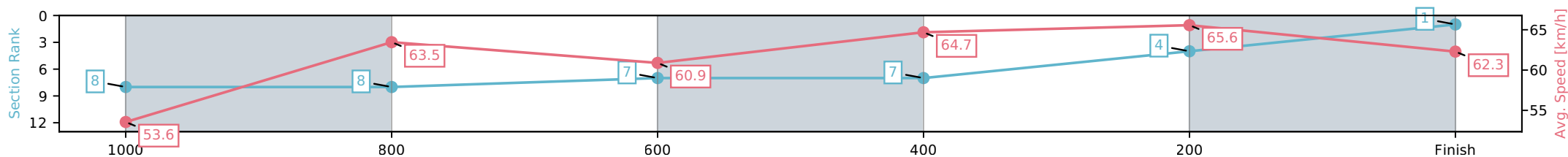
Horse/Jockey Name	Lonergy/Sean Cormack
Finish Rank	1
Fastest Section Time (Section)	0:10.99 (400-200)
Top Speed [km/h] (Section)	66.8 (600-400)
Race State	Finished



Rockhampton QLD --Professional-2026-04-12  
 Race 8: PHIL PEEL JEWELLER BENCHMARK 55 Handicap - 1200m  
 12 April 2026 - 2:02PM  
 Track Rating: Soft 6, Weather: Fine, Rail Position: +0.5m Entire Circuit



Section	L1200	L1000	L800	L600	L400	L200
Section Times	1:10.53 (0:13.57)	0:56.96 [8] (0:11.34)	0:45.62 [7] (0:11.91)	0:33.70 [7] (0:11.15)	0:22.56 [4] (0:10.99)	0:11.57 [1] (0:11.57)
Average Speed [km/h]	53.6	63.5	60.9	64.7	65.6	62.3
Top Speed [km/h]	64.5	66.0	62.4	66.8	66.6	66.0
Avg. Dist. to Rail [m]	3.2	0.3	1.0	2.9	3.6	4.2
Avg. Stride Freq. [Hz]	2.4	2.4	2.3	2.4	2.4	2.4
Avg. Stride Length [m]	6.7	7.6	7.4	7.6	7.8	7.5



[ ] Ranking at each section and finish  
 -:-:- No data available at this section  
 NA No data available

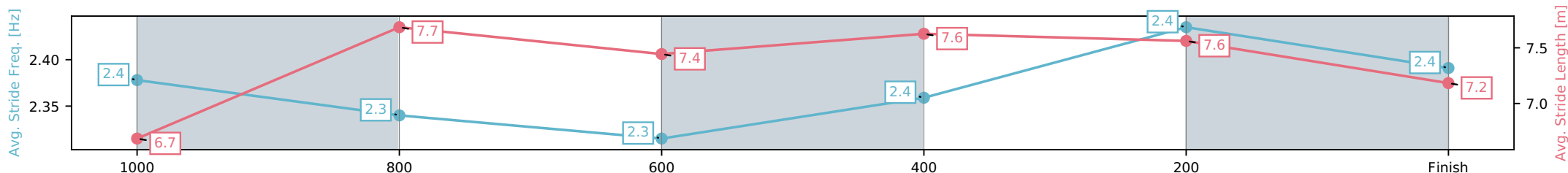
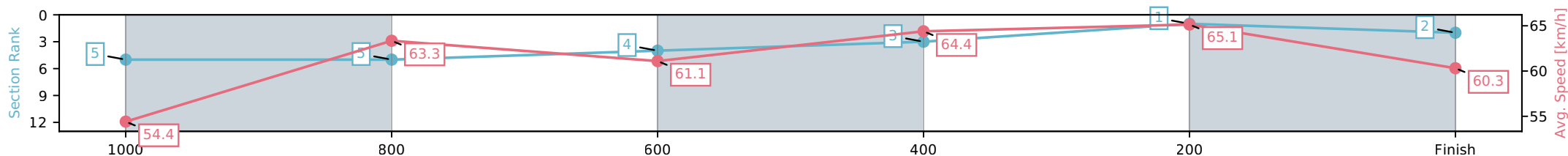
Horse/Jockey Name	Ten Carat Lucy/Ryan Wiggins
Finish Rank	2
Fastest Section Time (Section)	0:11.06 (400-200)
Top Speed [km/h] (Section)	66.3 (600-400)
Race State	Finished



Rockhampton QLD --Professional-2026-04-12  
 Race 8: PHIL PEEL JEWELLER BENCHMARK 55 Handicap - 1200m  
 12 April 2026 - 2:02PM  
 Track Rating: Soft 6, Weather: Fine, Rail Position: +0.5m Entire Circuit



Section	L1200	L1000	L800	L600	L400	L200
Section Times	1:10.72 (0:13.35)	0:57.37 [5] (0:11.41)	0:45.96 [4] (0:11.82)	0:34.14 [3] (0:11.17)	0:22.97 [1] (0:11.06)	0:11.91 [2] (0:11.91)
Average Speed [km/h]	54.4	63.3	61.1	64.4	65.1	60.3
Top Speed [km/h]	65.5	65.6	63.4	66.3	66.2	63.0
Avg. Dist. to Rail [m]	2.9	0.6	0.4	1.6	3.0	2.7
Avg. Stride Freq. [Hz]	2.4	2.3	2.3	2.4	2.4	2.4
Avg. Stride Length [m]	6.7	7.7	7.4	7.6	7.6	7.2



[ ] Ranking at each section and finish  
 -:-:- No data available at this section  
 NA No data available

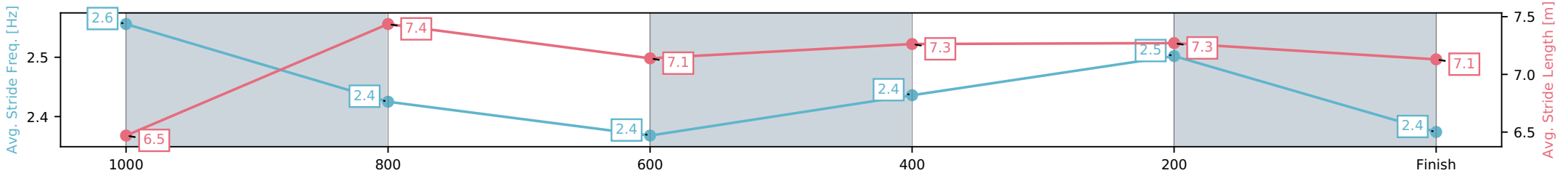
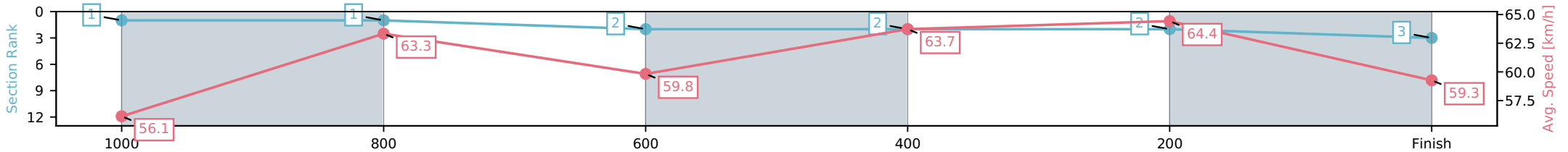
Horse/Jockey Name	Little Pinker/Nikki Olzard
Finish Rank	3
Fastest Section Time (Section)	0:11.18 (400-200)
Top Speed [km/h] (Section)	67.6 (1200 - 1000)
Race State	Finished



Rockhampton QLD --Professional-2026-04-12  
 Race 8: PHIL PEEL JEWELLER BENCHMARK 55 Handicap - 1200m  
 12 April 2026 - 2:02PM  
 Track Rating: Soft 6, Weather: Fine, Rail Position: +0.5m Entire Circuit



Section	L1200	L1000	L800	L600	L400	L200
Section Times	1:11.02 (0:12.96)	0:58.06 [1] (0:11.33)	0:46.72 [2] (0:12.08)	0:34.64 [2] (0:11.30)	0:23.34 [2] (0:11.18)	0:12.16 [3] (0:12.16)
Average Speed [km/h]	56.1	63.3	59.8	63.7	64.4	59.3
Top Speed [km/h]	67.6	67.5	61.2	65.4	65.4	63.3
Avg. Dist. to Rail [m]	8.3	0.6	0.8	0.9	1.0	1.3
Avg. Stride Freq. [Hz]	2.6	2.4	2.4	2.4	2.5	2.4
Avg. Stride Length [m]	6.5	7.4	7.1	7.3	7.3	7.1



[ ] Ranking at each section and finish  
 -:-:- No data available at this section  
 NA No data available

Horse/Jockey Name	Bold Change/Leah Martyn
Finish Rank	4
Fastest Section Time (Section)	0:11.03 (400-200)
Top Speed [km/h] (Section)	68.2 (600-400)
Race State	Finished



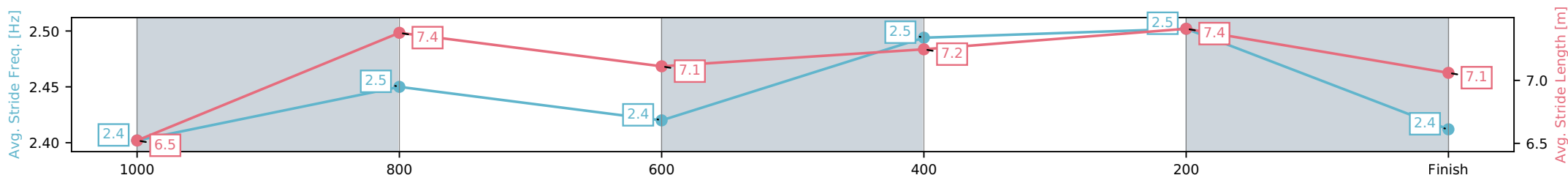
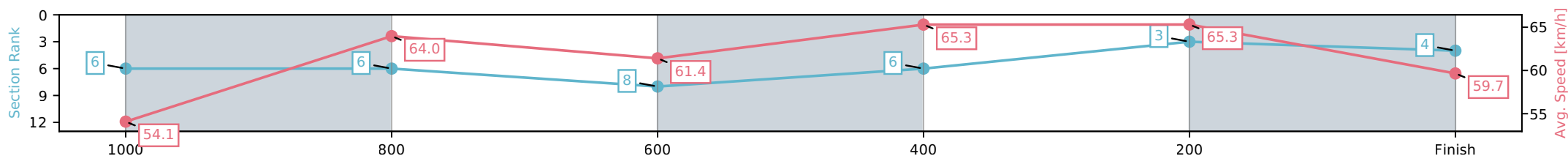
Rockhampton QLD --Professional-2026-04-12  
 Race 8: PHIL PEEL JEWELLER BENCHMARK 55 Handicap - 1200m

12 April 2026 - 2:02PM

Track Rating: Soft 6, Weather: Fine, Rail Position: +0.5m Entire Circuit



Section	L1200	L1000	L800	L600	L400	L200
Section Times	1:11.04 (0:13.46)	0:57.58 [6] (0:11.40)	0:46.18 [8] (0:12.01)	0:34.17 [6] (0:11.04)	0:23.13 [3] (0:11.03)	0:12.10 [4] (0:12.10)
Average Speed [km/h]	54.1	64.0	61.4	65.3	65.3	59.7
Top Speed [km/h]	64.7	67.1	62.9	68.2	68.1	62.6
Avg. Dist. to Rail [m]	7.3	2.6	2.9	3.8	5.6	6.2
Avg. Stride Freq. [Hz]	2.4	2.5	2.4	2.5	2.5	2.4
Avg. Stride Length [m]	6.5	7.4	7.1	7.2	7.4	7.1



- [ ] Ranking at each section and finish
- :-:- No data available at this section
- NA No data available

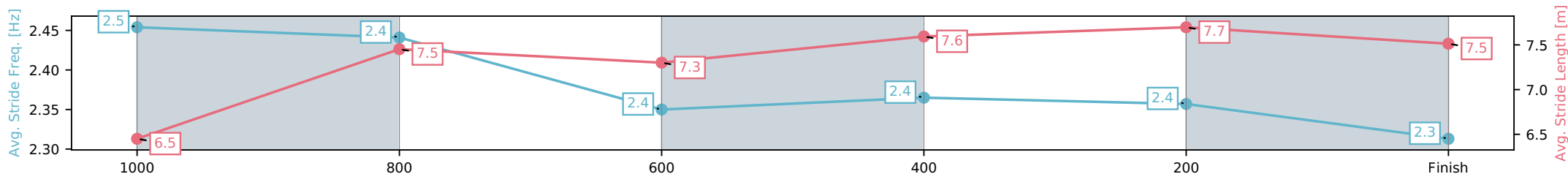
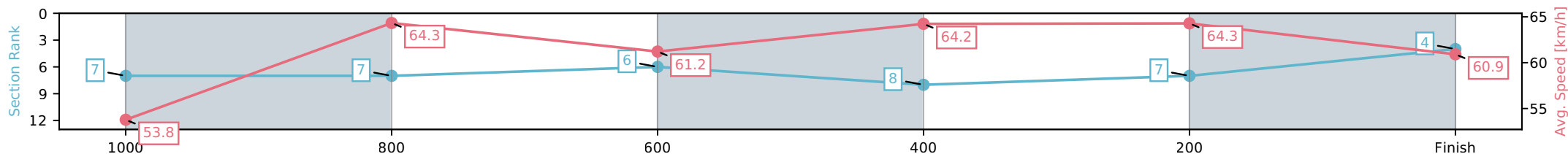
Horse/Jockey Name	Better Than Words/Gabrielle Semmens
Finish Rank	5
Fastest Section Time (Section)	0:11.20 (400-200)
Top Speed [km/h] (Section)	68.3 (1000-800)
Race State	Finished



Rockhampton QLD --Professional-2026-04-12  
 Race 8: PHIL PEEL JEWELLER BENCHMARK 55 Handicap - 1200m  
 12 April 2026 - 2:02PM  
 Track Rating: Soft 6, Weather: Fine, Rail Position: +0.5m Entire Circuit



Section	L1200	L1000	L800	L600	L400	L200
Section Times	1:11.04 (0:13.53)	0:57.51 [7] (0:11.34)	0:46.18 [6] (0:11.92)	0:34.26 [8] (0:11.24)	0:23.01 [7] (0:11.20)	0:11.81 [4] (0:11.81)
Average Speed [km/h]	53.8	64.3	61.2	64.2	64.3	60.9
Top Speed [km/h]	65.3	68.3	63.2	65.3	64.9	63.7
Avg. Dist. to Rail [m]	5.5	2.3	1.6	3.8	6.8	8.9
Avg. Stride Freq. [Hz]	2.5	2.4	2.4	2.4	2.4	2.3
Avg. Stride Length [m]	6.5	7.5	7.3	7.6	7.7	7.5



- [ ] Ranking at each section and finish
- :-:- No data available at this section
- NA No data available

Horse/Jockey Name	Our Heart Throb/Fred Larson
Finish Rank	6
Fastest Section Time (Section)	0:11.08 (400-200)
Top Speed [km/h] (Section)	66.5 (600-400)
Race State	Finished



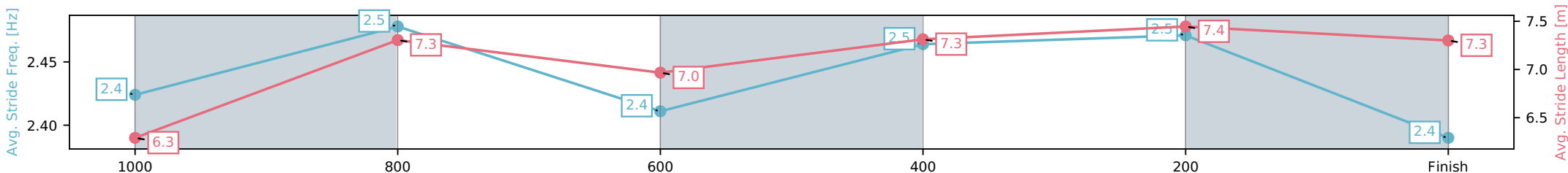
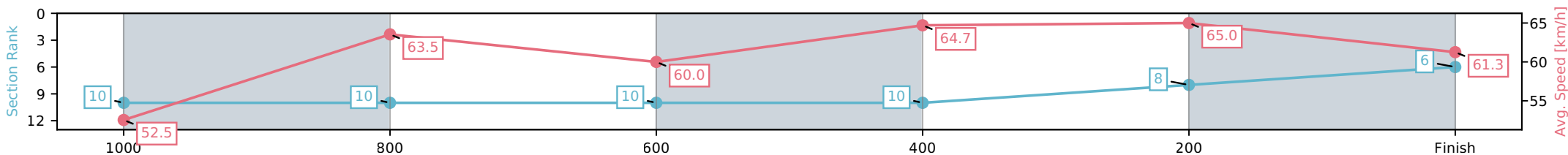
Rockhampton QLD --Professional-2026-04-12  
 Race 8: PHIL PEEL JEWELLER BENCHMARK 55 Handicap - 1200m

12 April 2026 - 2:02PM

Track Rating: Soft 6, Weather: Fine, Rail Position: +0.5m Entire Circuit



Section	L1200	L1000	L800	L600	L400	L200
Section Times	1:11.07 (0:13.92)	0:57.15 [10] (0:11.24)	0:45.90 [10] (0:11.95)	0:33.95 [10] (0:11.14)	0:22.81 [8] (0:11.08)	0:11.73 [6] (0:11.73)
Average Speed [km/h]	52.5	63.5	60.0	64.7	65.0	61.3
Top Speed [km/h]	65.1	65.9	62.2	66.5	66.4	64.2
Avg. Dist. to Rail [m]	5.2	1.0	0.6	2.0	3.1	5.1
Avg. Stride Freq. [Hz]	2.4	2.5	2.4	2.5	2.5	2.4
Avg. Stride Length [m]	6.3	7.3	7.0	7.3	7.4	7.3



- [ ] Ranking at each section and finish
- :-:- No data available at this section
- NA No data available

Horse/Jockey Name	Cryptic Prism/Chris McIver
Finish Rank	7
Fastest Section Time (Section)	0:11.22 (400-200)
Top Speed [km/h] (Section)	68.3 (1200 - 1000)
Race State	Finished



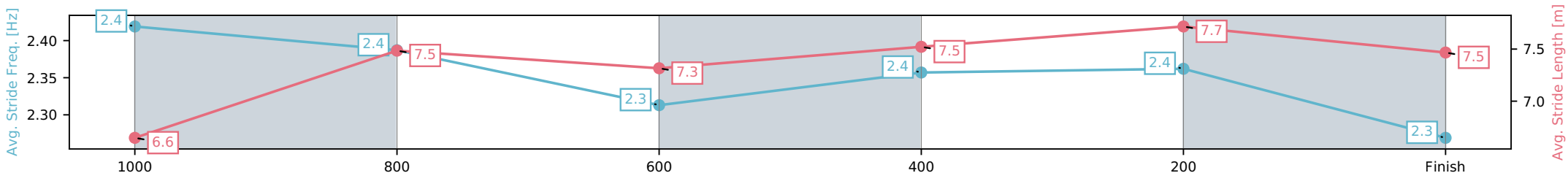
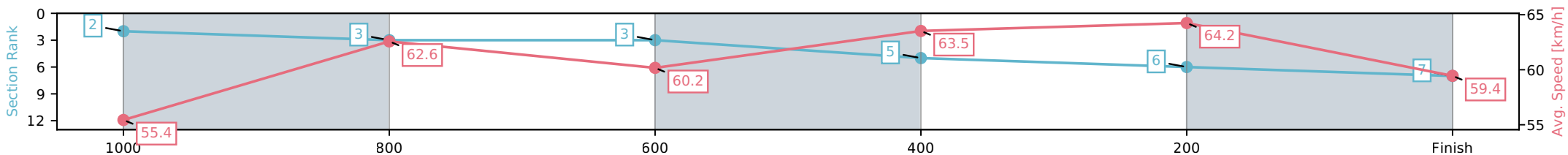
Rockhampton QLD --Professional-2026-04-12  
 Race 8: PHIL PEEL JEWELLER BENCHMARK 55 Handicap - 1200m

12 April 2026 - 2:02PM

Track Rating: Soft 6, Weather: Fine, Rail Position: +0.5m Entire Circuit



Section	L1200	L1000	L800	L600	L400	L200
Section Times	1:11.19 (0:13.08)	0:58.12 [3] (0:11.49)	0:46.62 [3] (0:11.93)	0:34.69 [5] (0:11.36)	0:23.33 [6] (0:11.22)	0:12.11 [7] (0:12.11)
Average Speed [km/h]	55.4	62.6	60.2	63.5	64.2	59.4
Top Speed [km/h]	68.3	65.9	62.3	65.9	65.8	61.4
Avg. Dist. to Rail [m]	3.3	0.2	0.4	1.0	1.8	1.8
Avg. Stride Freq. [Hz]	2.4	2.4	2.3	2.4	2.4	2.3
Avg. Stride Length [m]	6.6	7.5	7.3	7.5	7.7	7.5



- [ ] Ranking at each section and finish
- :-:- No data available at this section
- NA No data available

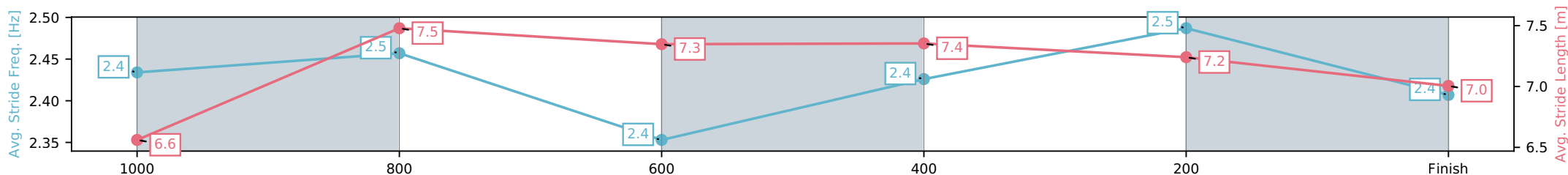
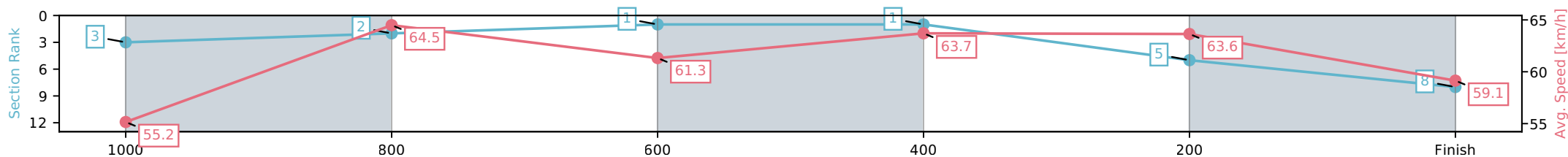
Horse/Jockey Name	Hard To Dismiss/McKenzie Apel
Finish Rank	8
Fastest Section Time (Section)	0:11.28 (1000-800)
Top Speed [km/h] (Section)	67.9 (1000-800)
Race State	Finished



Rockhampton QLD --Professional-2026-04-12  
 Race 8: PHIL PEEL JEWELLER BENCHMARK 55 Handicap - 1200m  
 12 April 2026 - 2:02PM  
 Track Rating: Soft 6, Weather: Fine, Rail Position: +0.5m Entire Circuit



Section	L1200	L1000	L800	L600	L400	L200
Section Times	1:11.20 (0:13.18)	0:58.02 [2] (0:11.28)	0:46.74 [1] (0:11.88)	0:34.86 [1] (0:11.32)	0:23.54 [5] (0:11.31)	0:12.23 [8] (0:12.23)
Average Speed [km/h]	55.2	64.5	61.3	63.7	63.6	59.1
Top Speed [km/h]	66.9	67.9	62.1	65.2	65.1	62.4
Avg. Dist. to Rail [m]	6.4	1.9	1.5	1.9	1.4	3.1
Avg. Stride Freq. [Hz]	2.4	2.5	2.4	2.4	2.5	2.4
Avg. Stride Length [m]	6.6	7.5	7.3	7.4	7.2	7.0



- [ ] Ranking at each section and finish
- :-:- No data available at this section
- NA No data available

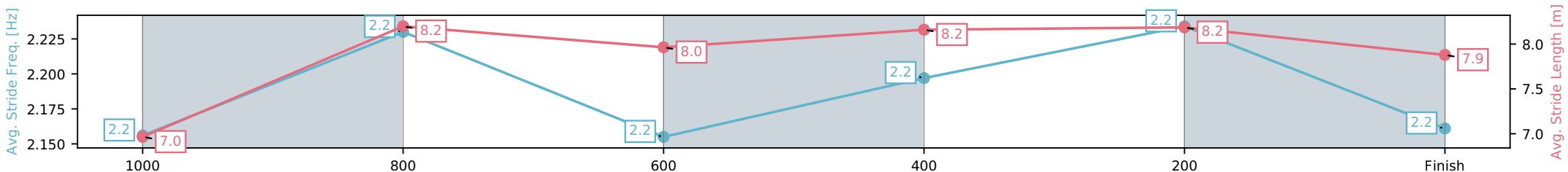
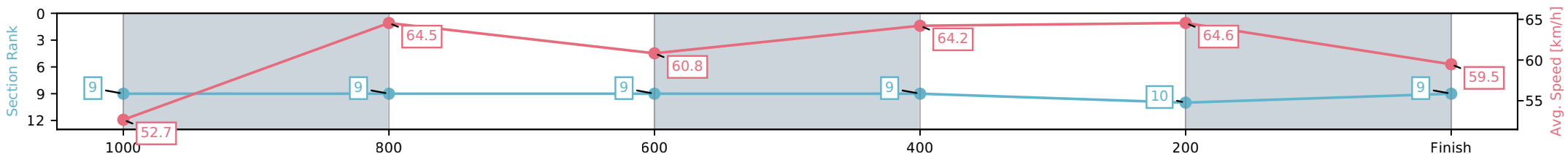
Horse/Jockey Name	The Last Saga/Aidan Holt
Finish Rank	9
Fastest Section Time (Section)	0:11.16 (400-200)
Top Speed [km/h] (Section)	66.6 (1000-800)
Race State	Finished



Rockhampton QLD --Professional-2026-04-12  
 Race 8: PHIL PEEL JEWELLER BENCHMARK 55 Handicap - 1200m  
 12 April 2026 - 2:02PM  
 Track Rating: Soft 6, Weather: Fine, Rail Position: +0.5m Entire Circuit



Section	L1200	L1000	L800	L600	L400	L200
Section Times	1:11.46 (0:13.75)	0:57.71 [9] (0:11.25)	0:46.47 [9] (0:12.01)	0:34.46 [9] (0:11.23)	0:23.23 [10] (0:11.16)	0:12.07 [9] (0:12.07)
Average Speed [km/h]	52.7	64.5	60.8	64.2	64.6	59.5
Top Speed [km/h]	64.7	66.6	61.7	65.7	65.9	62.6
Avg. Dist. to Rail [m]	8.5	1.5	1.8	3.9	7.4	9.2
Avg. Stride Freq. [Hz]	2.2	2.2	2.2	2.2	2.2	2.2
Avg. Stride Length [m]	7.0	8.2	8.0	8.2	8.2	7.9



[ ] Ranking at each section and finish  
 -:-:- No data available at this section  
 NA No data available

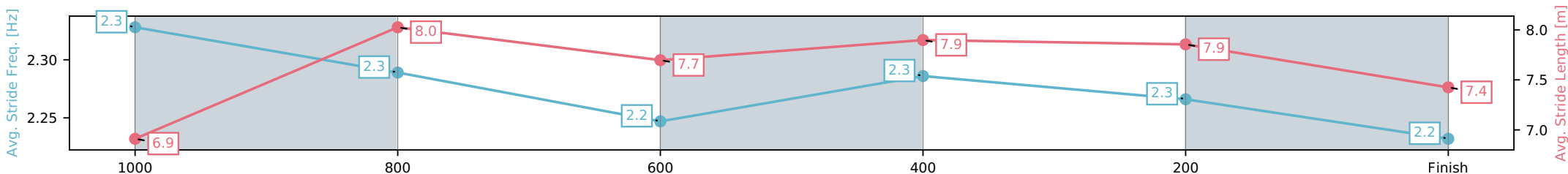
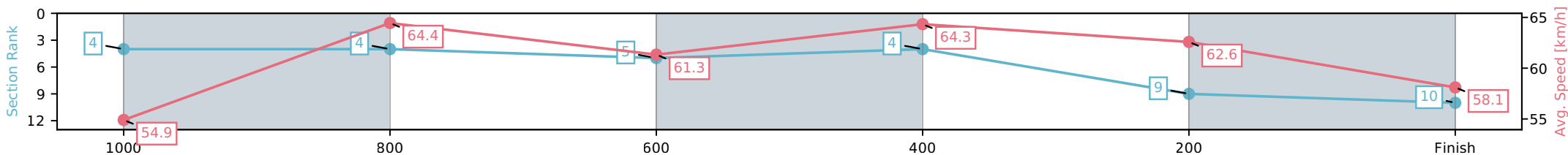
Horse/Jockey Name	Reigning Alpha/Natalea Summers
Finish Rank	10
Fastest Section Time (Section)	0:11.21 (600-400)
Top Speed [km/h] (Section)	67.9 (1000-800)
Race State	Finished



Rockhampton QLD --Professional-2026-04-12  
 Race 8: PHIL PEEL JEWELLER BENCHMARK 55 Handicap - 1200m  
 12 April 2026 - 2:02PM  
 Track Rating: Soft 6, Weather: Fine, Rail Position: +0.5m Entire Circuit



Section	L1200	L1000	L800	L600	L400	L200
Section Times	1:11.57 (0:13.25)	0:58.32 [4] (0:11.33)	0:46.99 [5] (0:12.07)	0:34.92 [4] (0:11.21)	0:23.72 [9] (0:11.51)	0:12.20 [10] (0:12.20)
Average Speed [km/h]	54.9	64.4	61.3	64.3	62.6	58.1
Top Speed [km/h]	67.6	67.9	62.8	66.4	64.5	61.4
Avg. Dist. to Rail [m]	10.5	2.8	3.2	3.6	5.1	4.4
Avg. Stride Freq. [Hz]	2.3	2.3	2.2	2.3	2.3	2.2
Avg. Stride Length [m]	6.9	8.0	7.7	7.9	7.9	7.4



- [ ] Ranking at each section and finish
- :-:- No data available at this section
- NA No data available

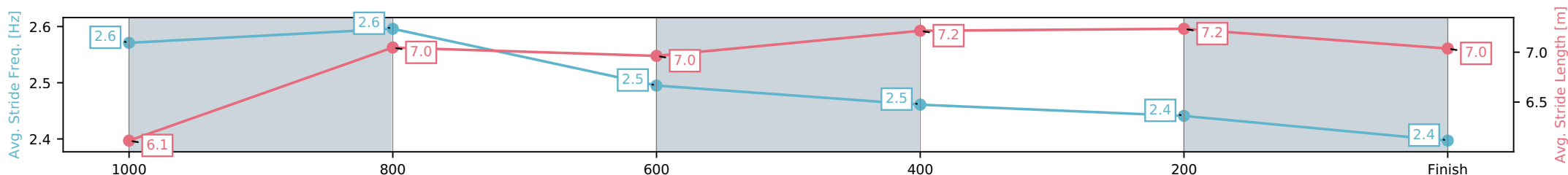
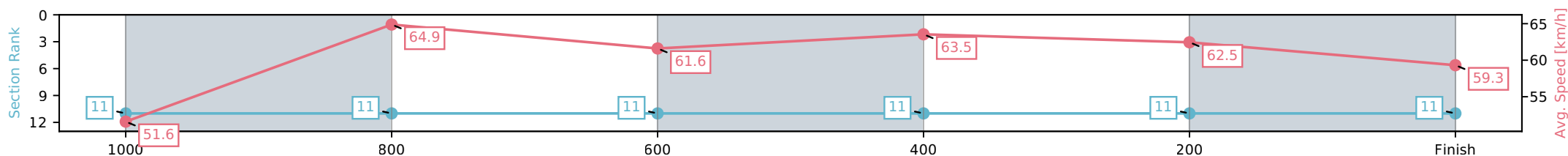
Horse/Jockey Name	Just Bingo/Raul Silvera Olivera
Finish Rank	11
Fastest Section Time (Section)	0:11.22 (1000-800)
Top Speed [km/h] (Section)	66.5 (1000-800)
Race State	Finished



Rockhampton QLD --Professional-2026-04-12  
 Race 8: PHIL PEEL JEWELLER BENCHMARK 55 Handicap - 1200m  
 12 April 2026 - 2:02PM  
 Track Rating: Soft 6, Weather: Fine, Rail Position: +0.5m Entire Circuit



Section	L1200	L1000	L800	L600	L400	L200
Section Times	1:12.27 (0:14.16)	0:58.11 [11] (0:11.22)	0:46.89 [11] (0:11.96)	0:34.93 [11] (0:11.35)	0:23.58 [11] (0:11.53)	0:12.05 [11] (0:12.05)
Average Speed [km/h]	51.6	64.9	61.6	63.5	62.5	59.3
Top Speed [km/h]	65.5	66.5	62.6	64.5	64.0	61.8
Avg. Dist. to Rail [m]	8.5	2.0	2.6	3.6	4.1	3.7
Avg. Stride Freq. [Hz]	2.6	2.6	2.5	2.5	2.4	2.4
Avg. Stride Length [m]	6.1	7.0	7.0	7.2	7.2	7.0



- [ ] Ranking at each section and finish
- :-:- No data available at this section
- NA No data available