



Sunshine Coast QLD -
Race 1: ALL ASPECT SPRAYING Maiden Handicap - 1000m
 12 April 2026 - 12:32PM



Track Rating: Soft 5, Weather: Fine, Rail Position: +12m Entire Circuit

Field Times (Race Tempo) 0:59.91 0:46.36 0:35.19 0:23.63 0:12.22
 (0:13.55) (0:11.17) (0:11.56) (0:11.41) (0:12.22)

Rank	TAB#	Horse	Overall Time	First 400m	Top Speed km/h (Section)	L1000	L800	L600	L400	L200			
	(BAR#)	Jockey	Margin (DT-W)	Last 600m	Fastest Section (Time)	Start - 800	800 - 600	600 - 400	400 - 200	200 - Finish			
1	3	Funhouse	0:59.91	0:24.72	67.2 (800-600)	0:59.91	0:46.36 [1]	0:35.19 [1]	0:23.62 [2]	0:12.22 [1]			
	(2)	Angela Jones		0:35.20	800-600 (0:11.17)	(0:13.55)	(0:11.17)	(0:11.57)	(0:11.41)	(0:12.22)			
2	8	Lucci	0:59.98	0:25.29	66.5 (800-600)	0:59.98	0:45.72 [6]	0:34.69 [6]	0:23.39 [5]	0:12.03 [6]			
	(4)	Ben Thompson	0.5L (-4)	0:34.69	800-600 (0:11.03)	(0:14.26)	(0:11.03)	(0:11.30)	(0:11.36)	(0:12.03)			
3	1	Savasteel	1:00.11	0:24.97	66.8 (800-600)	1:00.11	0:46.26 [3]	0:35.14 [4]	0:23.56 [4]	0:12.20 [4]			
	(6)	Montana Philpot	1.2L (+0)	0:35.13	800-600 (0:11.12)	(0:13.85)	(0:11.12)	(0:11.57)	(0:11.36)	(0:12.20)			
4	5	Pontevico	1:00.15	0:25.20	66.5 (800-600)	1:00.15	0:45.99 [5]	0:34.95 [5]	0:23.53 [6]	0:12.20 [5]			
	(5)	Boris Thornton	1.5L (-2)	0:34.95	800-600 (0:11.04)	(0:14.16)	(0:11.04)	(0:11.42)	(0:11.33)	(0:12.20)			
5	4	Measure Up	1:00.25	0:24.96	67.6 (1000 - 800)	1:00.25	0:46.37 [4]	0:35.29 [3]	0:23.89 [3]	0:12.47 [2]			
	(3)	Jag Guthmann-Chester	2.0L (-3)	0:35.30	800-600 (0:11.08)	(0:13.88)	(0:11.08)	(0:11.40)	(0:11.43)	(0:12.47)			
6	7	Fortysecondstreet	1:00.25	0:24.72	66.9 (800-600)	1:00.25	0:46.62 [2]	0:35.53 [2]	0:23.97 [1]	0:12.44 [3]			
	(7)	Bailey Wheeler	2.0L (-3)	0:35.53	800-600 (0:11.09)	(0:13.63)	(0:11.09)	(0:11.56)	(0:11.53)	(0:12.44)			

Scratched: Oscar (#2), Aerial Artist (#6), Concluded (#9)

Report Created: Sun 12 April 2026

(Note: Races are conducted over an approximate distance as close as possible to the advertised distance, and recorded data may vary accordingly. Official times refer to race times only and do not include handicap times.)

[] Position in running at each section and finish TAB# Saddle cloth number
 -:-:- No data available at this section BAR# Barrier/Gate Position
 NA No data available DNF Did not finish
 DNT Did not track DT-W Distance travelled compared to winner in metres

Fastest split
 Fastest section

Horse/Jockey Name	Funhouse/Angela Jones
Finish Rank	1
Fastest Section Time (Section)	0:11.17 (800-600)
Top Speed [km/h] (Section)	67.2 (800-600)
Race State	Finished



Sunshine Coast QLD

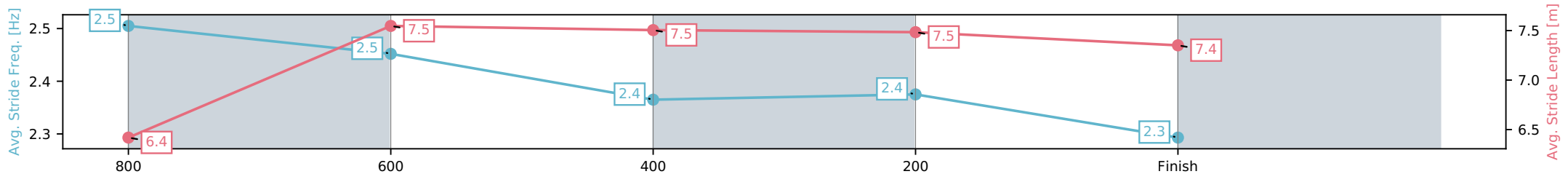
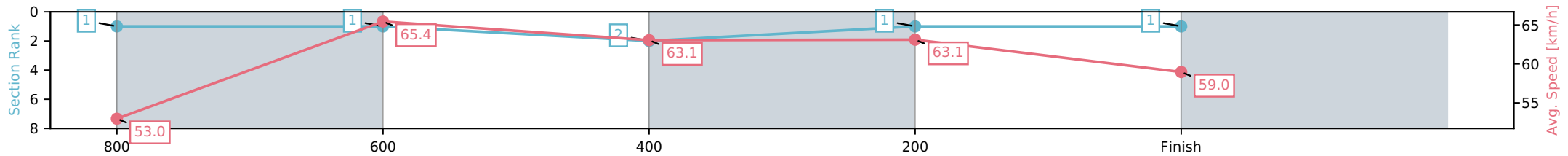
Race 1: ALL ASPECT SPRAYING Maiden Handicap - 1000m



12 April 2026 - 12:32PM

Track Rating: Soft 5, Weather: Fine, Rail Position: +12m Entire Circuit

Section	L1000	L800	L600	L400	L200
Section Times	0:59.91 (0:13.55)	0:46.36 [1] (0:11.17)	0:35.19 [2] (0:11.57)	0:23.62 [1] (0:11.41)	0:12.22 [1] (0:12.22)
Average Speed [km/h]	53.0	65.4	63.1	63.1	59.0
Top Speed [km/h]	66.8	67.2	63.9	64.3	61.5
Avg. Dist. to Rail [m]	2.8	3.3	2.3	1.6	2.9
Avg. Stride Freq. [Hz]	2.5	2.5	2.4	2.4	2.3
Avg. Stride Length [m]	6.4	7.5	7.5	7.5	7.4



[] Ranking at each section and finish
 -:-:- No data available at this section
 NA No data available

Horse/Jockey Name	Lucci/Ben Thompson
Finish Rank	2
Fastest Section Time (Section)	0:11.03 (800-600)
Top Speed [km/h] (Section)	66.5 (800-600)
Race State	Finished



Sunshine Coast QLD

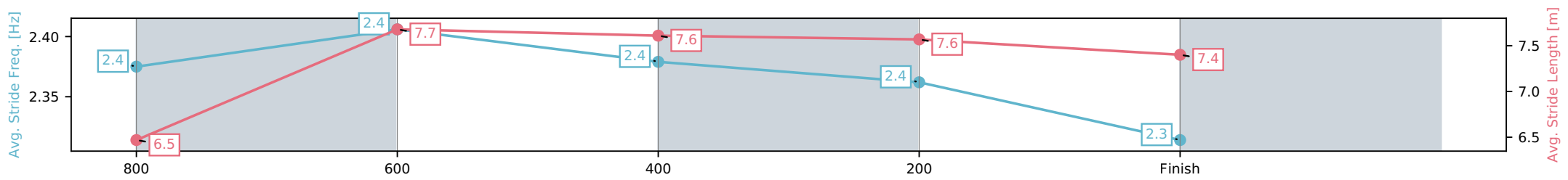
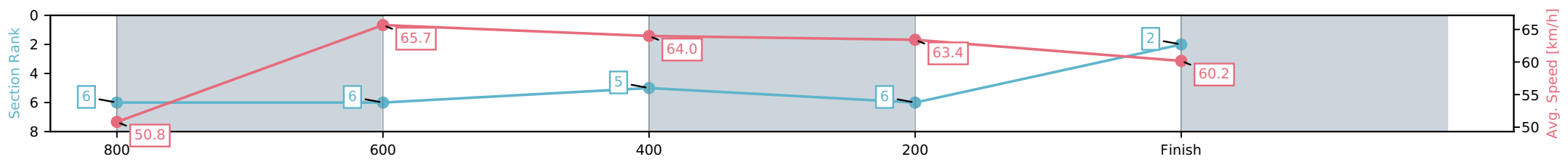
Race 1: ALL ASPECT SPRAYING Maiden Handicap - 1000m



12 April 2026 - 12:32PM

Track Rating: Soft 5, Weather: Fine, Rail Position: +12m Entire Circuit

Section	L1000	L800	L600	L400	L200
Section Times	0:59.98 (0:14.26)	0:45.72 [6] (0:11.03)	0:34.69 [5] (0:11.30)	0:23.39 [6] (0:11.36)	0:12.03 [2] (0:12.03)
Average Speed [km/h]	50.8	65.7	64.0	63.4	60.2
Top Speed [km/h]	65.0	66.5	66.0	64.0	62.4
Avg. Dist. to Rail [m]	3.8	1.5	0.7	1.2	1.3
Avg. Stride Freq. [Hz]	2.4	2.4	2.4	2.4	2.3
Avg. Stride Length [m]	6.5	7.7	7.6	7.6	7.4



[] Ranking at each section and finish
 -:-:- No data available at this section
 NA No data available

Horse/Jockey Name	Savasteel/Montana Philpot
Finish Rank	3
Fastest Section Time (Section)	0:11.12 (800-600)
Top Speed [km/h] (Section)	66.8 (800-600)
Race State	Finished



Sunshine Coast QLD

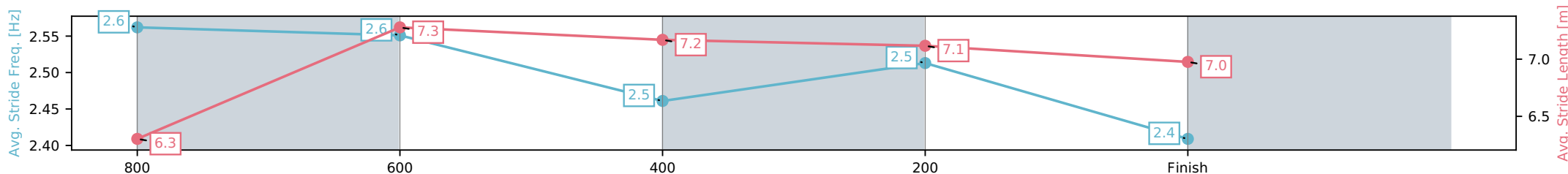
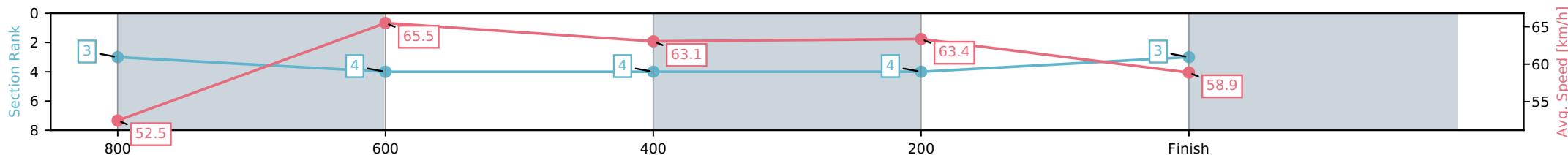
Race 1: ALL ASPECT SPRAYING Maiden Handicap - 1000m

12 April 2026 - 12:32PM



Track Rating: Soft 5, Weather: Fine, Rail Position: +12m Entire Circuit

Section	L1000	L800	L600	L400	L200
Section Times	1:00.11 (0:13.85)	0:46.26 [4] (0:11.12)	0:35.14 [4] (0:11.57)	0:23.56 [4] (0:11.36)	0:12.20 [3] (0:12.20)
Average Speed [km/h]	52.5	65.5	63.1	63.4	58.9
Top Speed [km/h]	66.7	66.8	64.2	64.0	61.9
Avg. Dist. to Rail [m]	5.8	3.0	2.2	3.0	4.3
Avg. Stride Freq. [Hz]	2.6	2.6	2.5	2.5	2.4
Avg. Stride Length [m]	6.3	7.3	7.2	7.1	7.0



- [] Ranking at each section and finish
- :-:- No data available at this section
- NA No data available

Horse/Jockey Name	Pontevico/Boris Thornton
Finish Rank	4
Fastest Section Time (Section)	0:11.04 (800-600)
Top Speed [km/h] (Section)	66.5 (800-600)
Race State	Finished



Sunshine Coast QLD

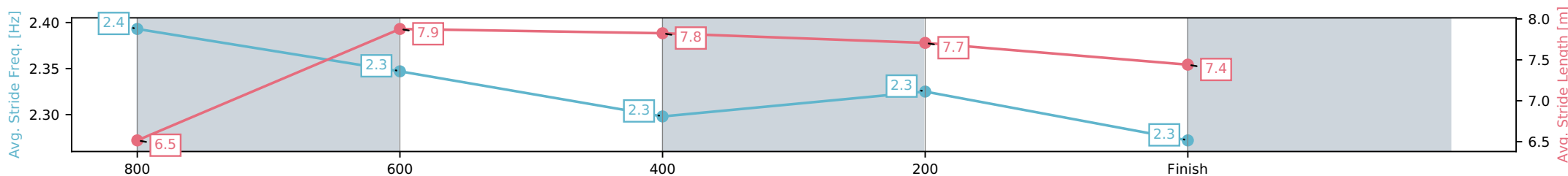
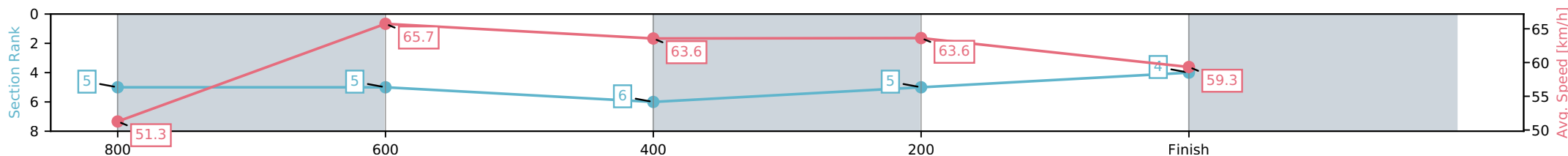
Race 1: ALL ASPECT SPRAYING Maiden Handicap - 1000m

12 April 2026 - 12:32PM



Track Rating: Soft 5, Weather: Fine, Rail Position: +12m Entire Circuit

Section	L1000	L800	L600	L400	L200
Section Times	1:00.15 (0:14.16)	0:45.99 [5] (0:11.04)	0:34.95 [6] (0:11.42)	0:23.53 [5] (0:11.33)	0:12.20 [4] (0:12.20)
Average Speed [km/h]	51.3	65.7	63.6	63.6	59.3
Top Speed [km/h]	65.3	66.5	64.7	64.4	62.3
Avg. Dist. to Rail [m]	4.4	2.1	1.4	4.1	6.2
Avg. Stride Freq. [Hz]	2.4	2.3	2.3	2.3	2.3
Avg. Stride Length [m]	6.5	7.9	7.8	7.7	7.4



- [] Ranking at each section and finish
- :-:- No data available at this section
- NA No data available

Horse/Jockey Name	Measure Up/Jag Guthmann-Chester
Finish Rank	5
Fastest Section Time (Section)	0:11.08 (800-600)
Top Speed [km/h] (Section)	67.6 (1000 - 800)
Race State	Finished



Sunshine Coast QLD

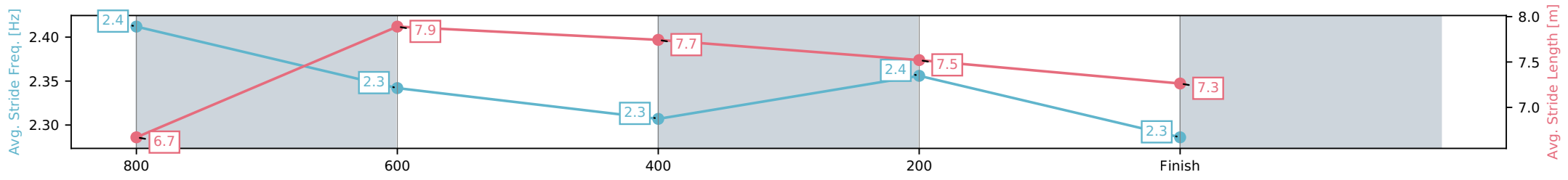
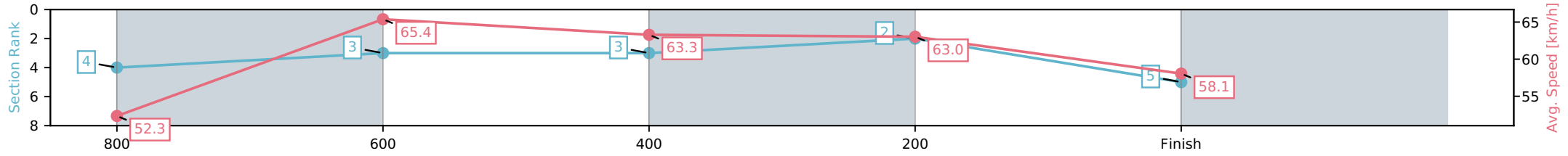
Race 1: ALL ASPECT SPRAYING Maiden Handicap - 1000m



12 April 2026 - 12:32PM

Track Rating: Soft 5, Weather: Fine, Rail Position: +12m Entire Circuit

Section	L1000	L800	L600	L400	L200
Section Times	1:00.25 (0:13.88)	0:46.37 [3] (0:11.08)	0:35.29 [3] (0:11.40)	0:23.89 [2] (0:11.43)	0:12.47 [5] (0:12.47)
Average Speed [km/h]	52.3	65.4	63.3	63.0	58.1
Top Speed [km/h]	67.6	67.4	64.5	64.2	62.2
Avg. Dist. to Rail [m]	2.9	1.6	0.3	0.6	1.5
Avg. Stride Freq. [Hz]	2.4	2.3	2.3	2.4	2.3
Avg. Stride Length [m]	6.7	7.9	7.7	7.5	7.3



[] Ranking at each section and finish
 -:-:- No data available at this section
 NA No data available

Horse/Jockey Name	Fortysecondstreet/Bailey Wheeler
Finish Rank	6
Fastest Section Time (Section)	0:11.09 (800-600)
Top Speed [km/h] (Section)	66.9 (800-600)
Race State	Finished



Sunshine Coast QLD

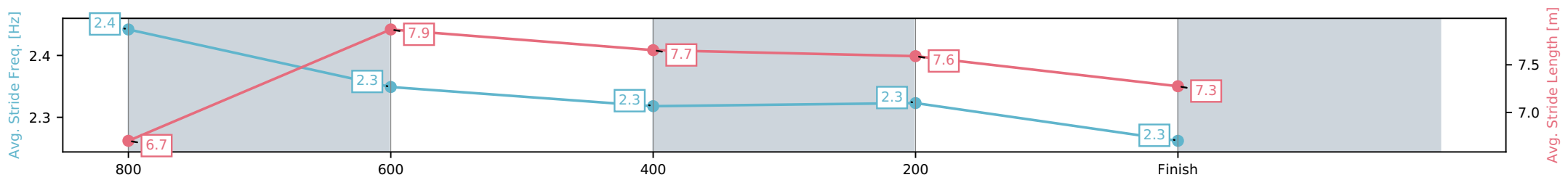
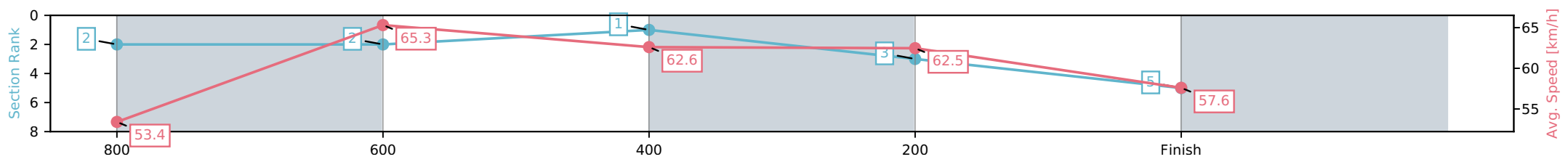
Race 1: ALL ASPECT SPRAYING Maiden Handicap - 1000m



12 April 2026 - 12:32PM

Track Rating: Soft 5, Weather: Fine, Rail Position: +12m Entire Circuit

Section	L1000	L800	L600	L400	L200
Section Times	1:00.25 (0:13.63)	0:46.62 [2] (0:11.09)	0:35.53 [1] (0:11.56)	0:23.97 [3] (0:11.53)	0:12.44 [5] (0:12.44)
Average Speed [km/h]	53.4	65.3	62.6	62.5	57.6
Top Speed [km/h]	66.5	66.9	63.5	63.3	60.5
Avg. Dist. to Rail [m]	5.5	1.7	0.9	2.5	3.4
Avg. Stride Freq. [Hz]	2.4	2.3	2.3	2.3	2.3
Avg. Stride Length [m]	6.7	7.9	7.7	7.6	7.3



[] Ranking at each section and finish
 -:-:- No data available at this section
 NA No data available



Sunshine Coast QLD -

Race 2: CELLAR MAINTENANCE AUSTRALIA Fillies & Mares BENCHMARK 58 Handicap - 1000m

12 April 2026 - 1:04PM



Track Rating: Soft 5, Weather: Fine, Rail Position: +12m Entire Circuit

Field Times (Race Tempo) 0:59.73 0:46.08 0:34.86 0:23.38 0:12.07
 (0:13.65) (0:11.22) (0:11.48) (0:11.31) (0:12.07)

Rank	TAB#	Horse	Overall Time	First 400m	Top Speed km/h (Section)	L1000	L800	L600	L400	L200			
	(BAR#)	Jockey	Margin (DT-W)	Last 600m	Fastest Section (Time)	Start - 800	800 - 600	600 - 400	400 - 200	200 - Finish			
1	6	Gagnante Enchere	0:59.73	0:25.15	68.3 (800-600)	0:59.73	0:45.44 [7]	0:34.57 [6]	0:23.11 [6]	0:11.91 [4]			
	(7)	Michael Rodd		0:34.57	800-600 (0:10.86)	(0:14.29)	(0:10.86)	(0:11.46)	(0:11.20)	(0:11.91)			
2	3	Sheraquay	0:59.78	0:25.06	67.4 (1000 - 800)	0:59.78	0:45.86 [4]	0:34.71 [4]	0:23.20 [4]	0:11.92 [6]			
	(1)	Montana Philpot	0.2L (+1)	0:34.71	800-600 (0:11.14)	(0:13.92)	(0:11.14)	(0:11.51)	(0:11.28)	(0:11.92)			
3	7	The Sour	0:59.83	0:25.01	67.3 (800-600)	0:59.83	0:46.00 [3]	0:34.83 [3]	0:23.34 [3]	0:12.17 [1]			
	(5)	Jake Bayliss	0.5L (+2)	0:34.82	800-600 (0:11.17)	(0:13.84)	(0:11.17)	(0:11.48)	(0:11.17)	(0:12.17)			
4	1	Loken	1:00.07	0:24.88	65.7 (1000 - 800)	1:00.07	0:46.42 [1]	0:35.19 [2]	0:23.72 [1]	0:12.27 [3]			
	(2)	Corey Sutherland	2.0L (-1)	0:35.18	800-600 (0:11.23)	(0:13.65)	(0:11.23)	(0:11.47)	(0:11.44)	(0:12.27)			
5	8	Final Voyage	1:00.17	0:25.25	66.5 (800-600)	1:00.17	0:46.08 [6]	0:34.92 [7]	0:23.58 [5]	0:12.32 [5]			
	(6)	Dylan Turner	2.6L (+1)	0:34.92	800-600 (0:11.16)	(0:14.09)	(0:11.16)	(0:11.35)	(0:11.25)	(0:12.32)			
6	9	Beitsoo	1:00.20	0:24.87	66.4 (800-600)	1:00.20	0:46.50 [2]	0:35.33 [1]	0:23.72 [2]	0:12.42 [2]			
	(4)	Colleen Krahnen	2.7L (+2)	0:35.33	800-600 (0:11.17)	(0:13.70)	(0:11.17)	(0:11.61)	(0:11.30)	(0:12.42)			
7	10	Duchess Bree	1:00.46	0:25.12	66.5 (1000 - 800)	1:00.46	0:46.52 [5]	0:35.35 [5]	0:23.79 [7]	0:12.52 [7]			
	(3)	Damien Boche	4.3L (-1)	0:35.36	800-600 (0:11.18)	(0:13.94)	(0:11.18)	(0:11.56)	(0:11.28)	(0:12.52)			

Scratched: Unfaithful (#2), Black Eyed Blonde (#4), Conformity (#5)

Report Created: Sun 12 April 2026

(Note: Races are conducted over an approximate distance as close as possible to the advertised distance, and recorded data may vary accordingly. Official times refer to race times only and do not include handicap times.)

[] Position in running at each section and finish TAB# Saddle cloth number

Fastest split

-:--:-- No data available at this section

BAR# Barrier/Gate Position

Fastest section

NA No data available

DNF Did not finish

DNT Did not track

DT-W Distance travelled compared to winner in metres

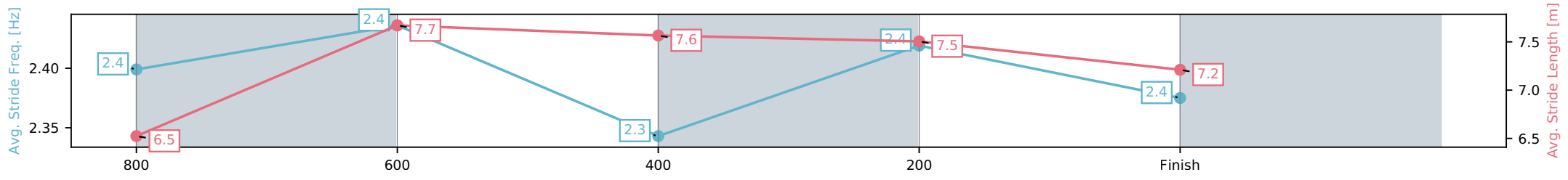
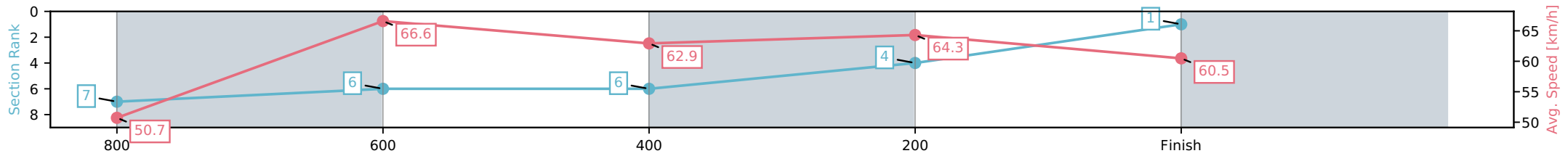
Horse/Jockey Name	Gagnante Enchere/Michael Rodd
Finish Rank	1
Fastest Section Time (Section)	0:10.86 (800-600)
Top Speed [km/h] (Section)	68.3 (800-600)
Race State	Finished



Sunshine Coast QLD
 Race 2: CELLAR MAINTENANCE AUSTRALIA Fillies & Mares
 BENCHMARK 58 Handicap - 1000m
 12 April 2026 - 1:04PM
 Track Rating: Soft 5, Weather: Fine, Rail Position: +12m Entire Circuit



Section	L1000	L800	L600	L400	L200
Section Times	0:59.73 (0:14.29)	0:45.44 [6] (0:10.86)	0:34.57 [6] (0:11.46)	0:23.11 [4] (0:11.20)	0:11.91 [1] (0:11.91)
Average Speed [km/h]	50.7	66.6	62.9	64.3	60.5
Top Speed [km/h]	64.4	68.3	64.1	66.0	61.9
Avg. Dist. to Rail [m]	6.6	1.5	0.3	1.3	2.5
Avg. Stride Freq. [Hz]	2.4	2.4	2.3	2.4	2.4
Avg. Stride Length [m]	6.5	7.7	7.6	7.5	7.2



[] Ranking at each section and finish
 -:-:- No data available at this section
 NA No data available

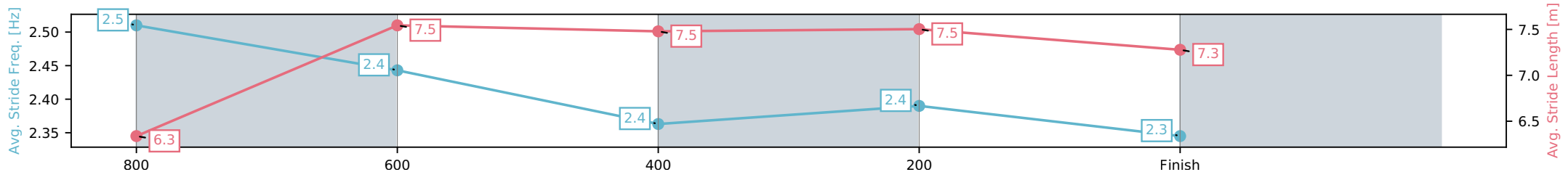
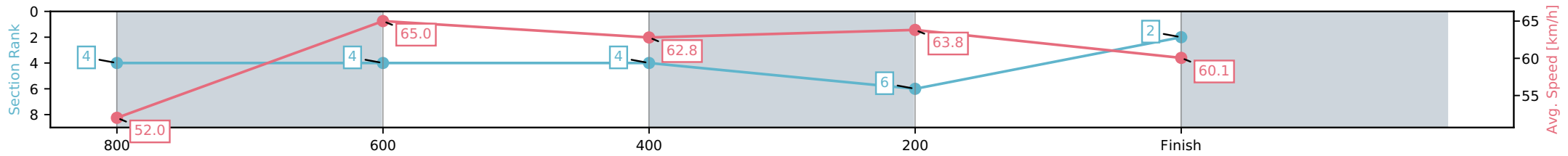
Horse/Jockey Name	Sheraquay/Montana Philpot
Finish Rank	2
Fastest Section Time (Section)	0:11.14 (800-600)
Top Speed [km/h] (Section)	67.4 (1000 - 800)
Race State	Finished



Sunshine Coast QLD
 Race 2: CELLAR MAINTENANCE AUSTRALIA Fillies & Mares
 BENCHMARK 58 Handicap - 1000m
 12 April 2026 - 1:04PM
 Track Rating: Soft 5, Weather: Fine, Rail Position: +12m Entire Circuit



Section	L1000	L800	L600	L400	L200
Section Times	0:59.78 (0:13.92)	0:45.86 [4] (0:11.14)	0:34.71 [4] (0:11.51)	0:23.20 [6] (0:11.28)	0:11.92 [2] (0:11.92)
Average Speed [km/h]	52.0	65.0	62.8	63.8	60.1
Top Speed [km/h]	67.4	67.2	63.3	64.8	62.7
Avg. Dist. to Rail [m]	1.9	1.4	0.7	0.3	1.0
Avg. Stride Freq. [Hz]	2.5	2.4	2.4	2.4	2.3
Avg. Stride Length [m]	6.3	7.5	7.5	7.5	7.3



[] Ranking at each section and finish
 -:-:- No data available at this section
 NA No data available

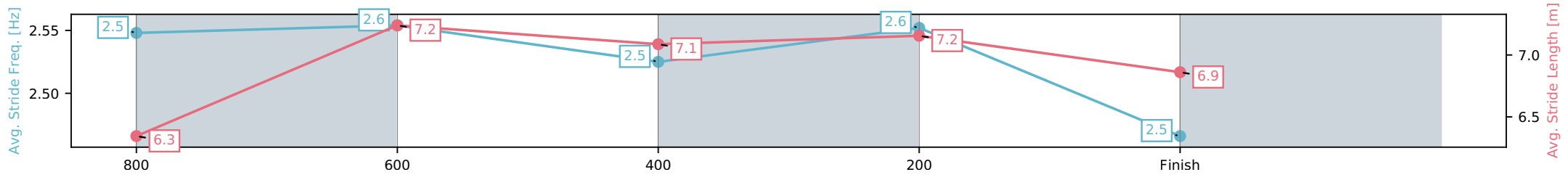
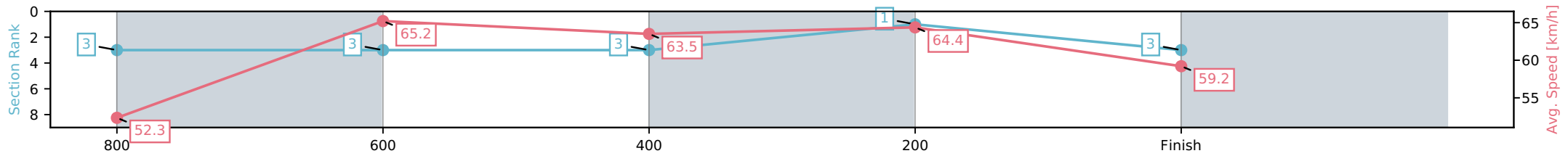
Horse/Jockey Name	The Sour/Jake Bayliss
Finish Rank	3
Fastest Section Time (Section)	0:11.17 (800-600)
Top Speed [km/h] (Section)	67.3 (800-600)
Race State	Finished



Sunshine Coast QLD
 Race 2: CELLAR MAINTENANCE AUSTRALIA Fillies & Mares
 BENCHMARK 58 Handicap - 1000m
 12 April 2026 - 1:04PM
 Track Rating: Soft 5, Weather: Fine, Rail Position: +12m Entire Circuit



Section	L1000	L800	L600	L400	L200
Section Times	0:59.83 (0:13.84)	0:46.00 [3] (0:11.17)	0:34.83 [3] (0:11.48)	0:23.34 [1] (0:11.17)	0:12.17 [3] (0:12.17)
Average Speed [km/h]	52.3	65.2	63.5	64.4	59.2
Top Speed [km/h]	66.3	67.3	64.2	65.4	62.7
Avg. Dist. to Rail [m]	5.4	2.9	2.2	2.6	3.0
Avg. Stride Freq. [Hz]	2.5	2.6	2.5	2.6	2.5
Avg. Stride Length [m]	6.3	7.2	7.1	7.2	6.9



[] Ranking at each section and finish
 -:-:- No data available at this section
 NA No data available

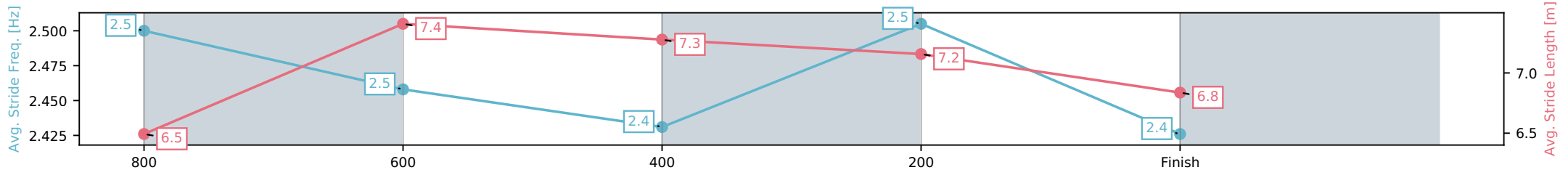
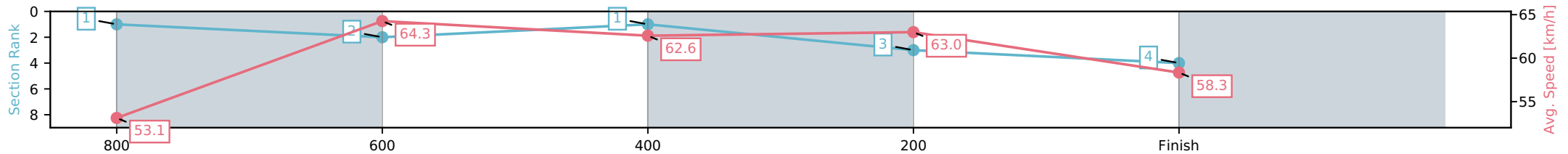
Horse/Jockey Name	Loken/Corey Sutherland
Finish Rank	4
Fastest Section Time (Section)	0:11.23 (800-600)
Top Speed [km/h] (Section)	65.7 (1000 - 800)
Race State	Finished



Sunshine Coast QLD
 Race 2: CELLAR MAINTENANCE AUSTRALIA Fillies & Mares
 BENCHMARK 58 Handicap - 1000m
 12 April 2026 - 1:04PM
 Track Rating: Soft 5, Weather: Fine, Rail Position: +12m Entire Circuit



Section	L1000	L800	L600	L400	L200
Section Times	1:00.07 (0:13.65)	0:46.42 [2] (0:11.23)	0:35.19 [1] (0:11.47)	0:23.72 [3] (0:11.44)	0:12.27 [4] (0:12.27)
Average Speed [km/h]	53.1	64.3	62.6	63.0	58.3
Top Speed [km/h]	65.7	65.6	63.5	63.9	61.3
Avg. Dist. to Rail [m]	2.8	0.8	0.6	0.4	1.3
Avg. Stride Freq. [Hz]	2.5	2.5	2.4	2.5	2.4
Avg. Stride Length [m]	6.5	7.4	7.3	7.2	6.8



- [] Ranking at each section and finish
- :-:- No data available at this section
- NA No data available

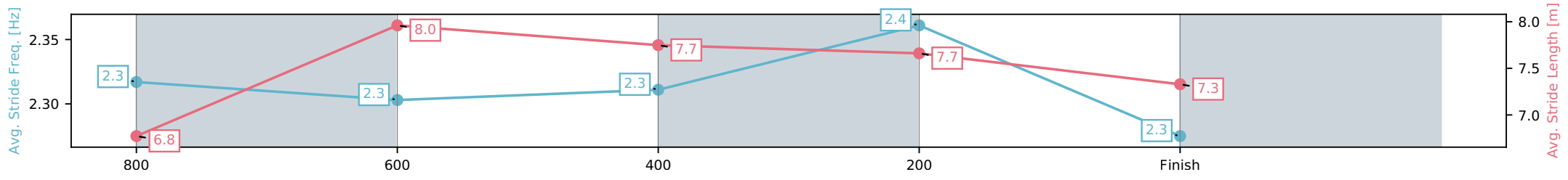
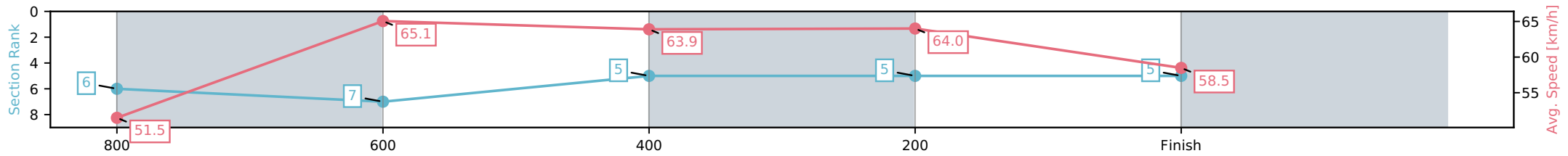
Horse/Jockey Name	Final Voyage/Dylan Turner
Finish Rank	5
Fastest Section Time (Section)	0:11.16 (800-600)
Top Speed [km/h] (Section)	66.5 (800-600)
Race State	Finished



Sunshine Coast QLD
 Race 2: CELLAR MAINTENANCE AUSTRALIA Fillies & Mares
 BENCHMARK 58 Handicap - 1000m
 12 April 2026 - 1:04PM
 Track Rating: Soft 5, Weather: Fine, Rail Position: +12m Entire Circuit



Section	L1000	L800	L600	L400	L200
Section Times	1:00.17 (0:14.09)	0:46.08 [7] (0:11.16)	0:34.92 [5] (0:11.35)	0:23.58 [5] (0:11.25)	0:12.32 [5] (0:12.32)
Average Speed [km/h]	51.5	65.1	63.9	64.0	58.5
Top Speed [km/h]	64.9	66.5	65.6	66.0	61.8
Avg. Dist. to Rail [m]	5.3	2.2	1.2	2.9	4.5
Avg. Stride Freq. [Hz]	2.3	2.3	2.3	2.4	2.3
Avg. Stride Length [m]	6.8	8.0	7.7	7.7	7.3



[] Ranking at each section and finish
 -:-:- No data available at this section
 NA No data available

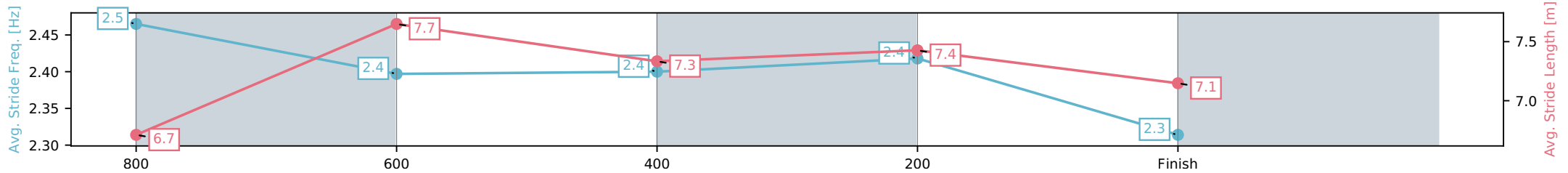
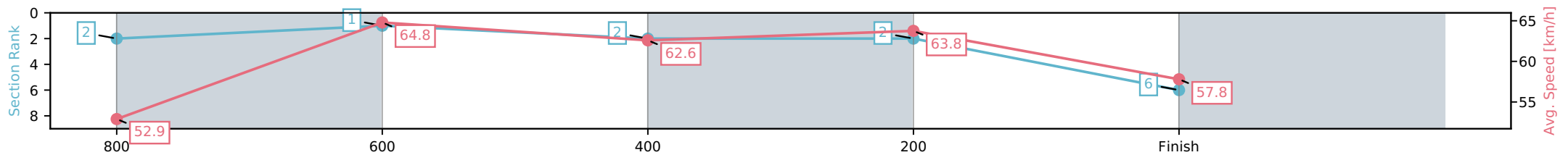
Horse/Jockey Name	Beitsoo/Colleen Krahen
Finish Rank	6
Fastest Section Time (Section)	0:11.17 (800-600)
Top Speed [km/h] (Section)	66.4 (800-600)
Race State	Finished



Sunshine Coast QLD
 Race 2: CELLAR MAINTENANCE AUSTRALIA Fillies & Mares
 BENCHMARK 58 Handicap - 1000m
 12 April 2026 - 1:04PM
 Track Rating: Soft 5, Weather: Fine, Rail Position: +12m Entire Circuit



Section	L1000	L800	L600	L400	L200
Section Times	1:00.20 (0:13.70)	0:46.50 [1] (0:11.17)	0:35.33 [2] (0:11.61)	0:23.72 [2] (0:11.30)	0:12.42 [6] (0:12.42)
Average Speed [km/h]	52.9	64.8	62.6	63.8	57.8
Top Speed [km/h]	66.3	66.4	63.2	65.4	61.7
Avg. Dist. to Rail [m]	4.6	1.7	1.5	2.3	3.1
Avg. Stride Freq. [Hz]	2.5	2.4	2.4	2.4	2.3
Avg. Stride Length [m]	6.7	7.7	7.3	7.4	7.1



- [] Ranking at each section and finish
- :-:- No data available at this section
- NA No data available

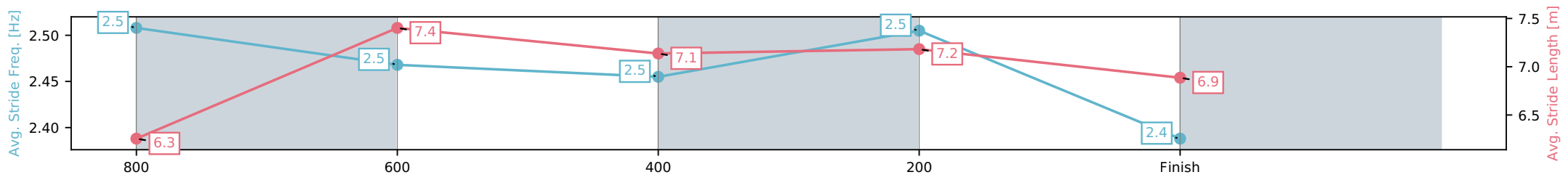
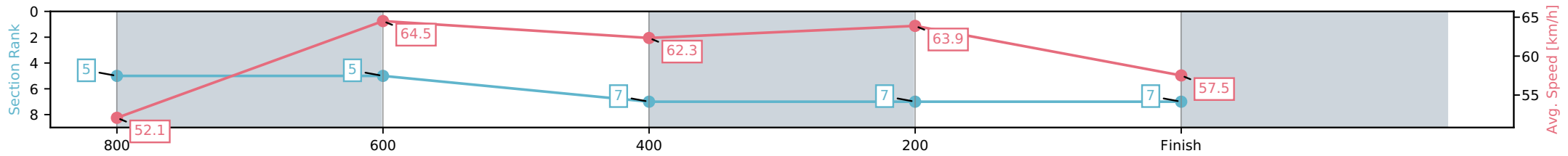
Horse/Jockey Name	Duchess Bree/Damien Boche
Finish Rank	7
Fastest Section Time (Section)	0:11.18 (800-600)
Top Speed [km/h] (Section)	66.5 (1000 - 800)
Race State	Finished



Sunshine Coast QLD
 Race 2: CELLAR MAINTENANCE AUSTRALIA Fillies & Mares
 BENCHMARK 58 Handicap - 1000m
 12 April 2026 - 1:04PM
 Track Rating: Soft 5, Weather: Fine, Rail Position: +12m Entire Circuit



Section	L1000	L800	L600	L400	L200
Section Times	1:00.46 (0:13.94)	0:46.52 [5] (0:11.18)	0:35.35 [7] (0:11.56)	0:23.79 [7] (0:11.28)	0:12.52 [7] (0:12.52)
Average Speed [km/h]	52.1	64.5	62.3	63.9	57.5
Top Speed [km/h]	66.5	66.1	63.7	65.0	62.1
Avg. Dist. to Rail [m]	3.1	0.9	0.6	3.1	3.7
Avg. Stride Freq. [Hz]	2.5	2.5	2.5	2.5	2.4
Avg. Stride Length [m]	6.3	7.4	7.1	7.2	6.9



[] Ranking at each section and finish
 -:-:- No data available at this section
 NA No data available



Sunshine Coast QLD -
Race 3: THE DENTURE CARE GROUP OPEN Handicap - 1000m
 12 April 2026 - 1:39PM



Track Rating: Soft 5, Weather: Fine, Rail Position: +12m Entire Circuit

Field Times (Race Tempo) 0:58.98 0:45.84 0:35.09 0:23.84 0:12.35
 (0:13.14) (0:10.76) (0:11.24) (0:11.50) (0:12.35)

Rank	TAB#	Horse	Overall Time	First 400m	Top Speed km/h (Section)	L1000	L800	L600	L400	L200			
	(BAR#)	Jockey	Margin (DT-W)	Last 600m	Fastest Section (Time)	Start - 800	800 - 600	600 - 400	400 - 200	200 - Finish			
1	5	Laydownlily	0:58.98	0:24.05	68.1 (1000 - 800)	0:58.98	0:45.72 [2]	0:34.92 [3]	0:23.69 [3]	0:12.17 [4]			
	(2)	Cejay Graham		0:34.92	800-600 (0:10.79)	(0:13.26)	(0:10.79)	(0:11.23)	(0:11.52)	(0:12.17)			
2	1	King Yoshi	0:59.00	0:24.02	70.4 (800-600)	0:59.00	0:45.64 [3]	0:34.98 [2]	0:23.73 [2]	0:12.37 [1]			
	(3)	Angela Jones	0.1L (-1)	0:34.98	800-600 (0:10.66)	(0:13.36)	(0:10.66)	(0:11.24)	(0:11.37)	(0:12.37)			
3	4	Thelwell	0:59.13	0:24.26	69.0 (800-600)	0:59.13	0:45.60 [5]	0:34.86 [5]	0:23.63 [5]	0:12.37 [2]			
	(1)	Olivia Webb	0.9L (-1)	0:34.86	800-600 (0:10.74)	(0:13.52)	(0:10.74)	(0:11.23)	(0:11.26)	(0:12.37)			
4	3	Campai	0:59.59	0:23.90	69.3 (800-600)	0:59.59	0:46.45 [1]	0:35.70 [1]	0:24.45 [1]	0:12.80 [3]			
	(6)	Chelsea Baker	3.6L (+0)	0:35.69	800-600 (0:10.76)	(0:13.14)	(0:10.76)	(0:11.24)	(0:11.65)	(0:12.80)			
5	7	Never Say Nay	0:59.68	0:24.38	69.2 (800-600)	0:59.68	0:46.07 [6]	0:35.30 [6]	0:24.20 [4]	0:12.86 [5]			
	(4)	Damien Boche	4.1L (+1)	0:35.30	800-600 (0:10.77)	(0:13.61)	(0:10.77)	(0:11.10)	(0:11.34)	(0:12.86)			
6	6	King Spirit	1:00.24	0:24.21	69.5 (800-600)	1:00.24	0:46.75 [4]	0:36.03 [4]	0:24.73 [6]	0:13.07 [6]			
	(5)	Steph Tierney	7.4L (+1)	0:36.03	800-600 (0:10.72)	(0:13.49)	(0:10.72)	(0:11.30)	(0:11.66)	(0:13.07)			

Scratched: Heartoni (#2)

Report Created: Sun 12 April 2026

(Note: Races are conducted over an approximate distance as close as possible to the advertised distance, and recorded data may vary accordingly. Official times refer to race times only and do not include handicap times.)

[] Position in running at each section and finish TAB# Saddle cloth number
 -:-:- No data available at this section BAR# Barrier/Gate Position
 NA No data available DNF Did not finish
 DNT Did not track DT-W Distance travelled compared to winner in metres

[] Fastest split
 ■ Fastest section

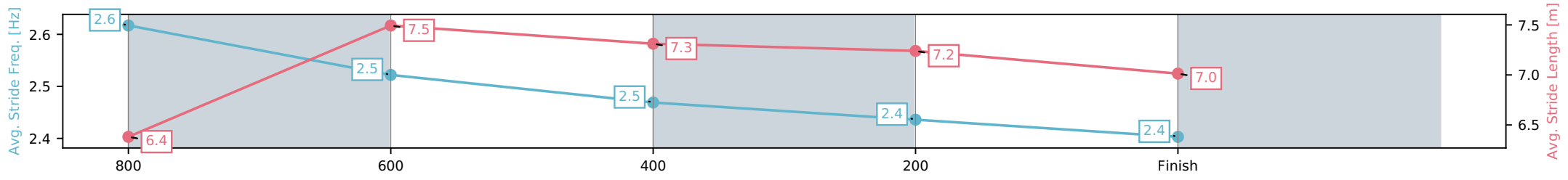
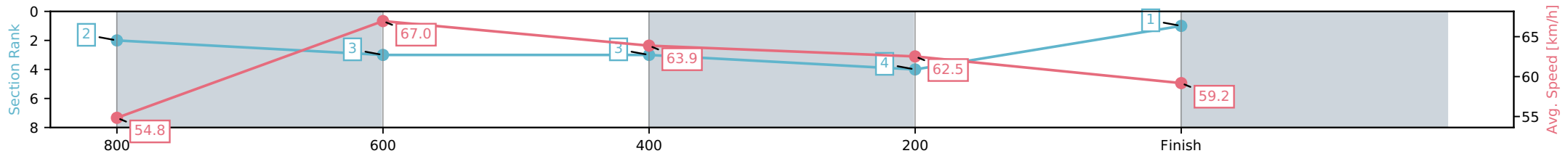
Horse/Jockey Name	Laydownlily/Cejay Graham
Finish Rank	1
Fastest Section Time (Section)	0:10.79 (800-600)
Top Speed [km/h] (Section)	68.1 (1000 - 800)
Race State	Finished



Sunshine Coast QLD
 Race 3: THE DENTURE CARE GROUP OPEN Handicap - 1000m
 12 April 2026 - 1:39PM
 Track Rating: Soft 5, Weather: Fine, Rail Position: +12m Entire Circuit



Section	L1000	L800	L600	L400	L200
Section Times	0:58.98 (0:13.26)	0:45.72 [3] (0:10.79)	0:34.92 [3] (0:11.23)	0:23.69 [4] (0:11.52)	0:12.17 [1] (0:12.17)
Average Speed [km/h]	54.8	67.0	63.9	62.5	59.2
Top Speed [km/h]	68.1	67.7	65.5	63.5	60.7
Avg. Dist. to Rail [m]	2.9	1.2	0.6	0.2	0.5
Avg. Stride Freq. [Hz]	2.6	2.5	2.5	2.4	2.4
Avg. Stride Length [m]	6.4	7.5	7.3	7.2	7.0



[] Ranking at each section and finish
 -:-:- No data available at this section
 NA No data available

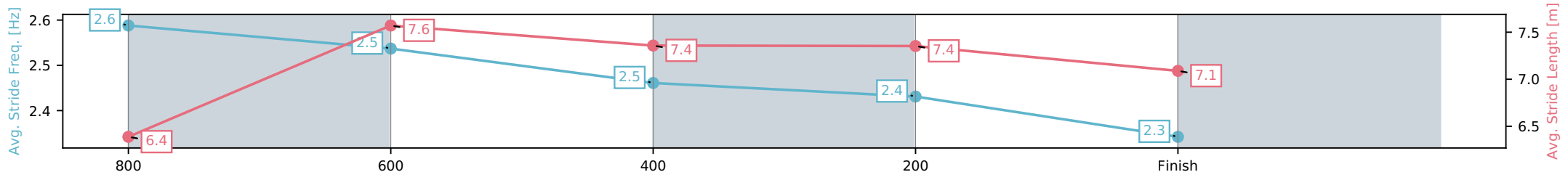
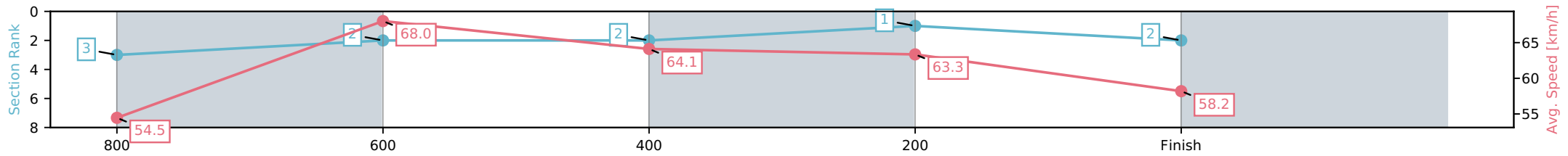
Horse/Jockey Name	King Yoshi/Angela Jones
Finish Rank	2
Fastest Section Time (Section)	0:10.66 (800-600)
Top Speed [km/h] (Section)	70.4 (800-600)
Race State	Finished



Sunshine Coast QLD
 Race 3: THE DENTURE CARE GROUP OPEN Handicap - 1000m
 12 April 2026 - 1:39PM
 Track Rating: Soft 5, Weather: Fine, Rail Position: +12m Entire Circuit



Section	L1000	L800	L600	L400	L200
Section Times	0:59.00 (0:13.36)	0:45.64 [2] (0:10.66)	0:34.98 [2] (0:11.24)	0:23.73 [1] (0:11.37)	0:12.37 [2] (0:12.37)
Average Speed [km/h]	54.5	68.0	64.1	63.3	58.2
Top Speed [km/h]	69.3	70.4	65.9	64.5	61.2
Avg. Dist. to Rail [m]	4.0	2.2	0.4	0.3	0.8
Avg. Stride Freq. [Hz]	2.6	2.5	2.5	2.4	2.3
Avg. Stride Length [m]	6.4	7.6	7.4	7.4	7.1



[] Ranking at each section and finish
 -:-:- No data available at this section
 NA No data available

Horse/Jockey Name	Thelwell/Olivia Webb
Finish Rank	3
Fastest Section Time (Section)	0:10.74 (800-600)
Top Speed [km/h] (Section)	69.0 (800-600)
Race State	Finished



Sunshine Coast QLD

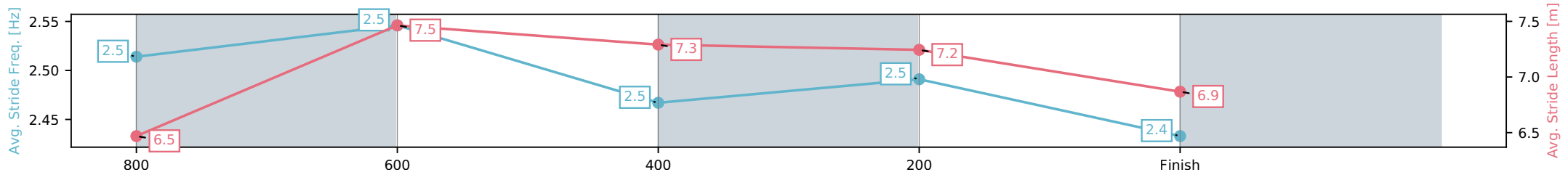
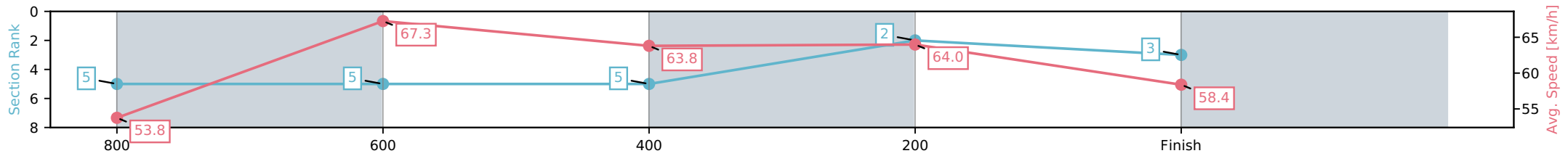
Race 3: THE DENTURE CARE GROUP OPEN Handicap - 1000m



12 April 2026 - 1:39PM

Track Rating: Soft 5, Weather: Fine, Rail Position: +12m Entire Circuit

Section	L1000	L800	L600	L400	L200
Section Times	0:59.13 (0:13.52)	0:45.60 [5] (0:10.74)	0:34.86 [5] (0:11.23)	0:23.63 [2] (0:11.26)	0:12.37 [3] (0:12.37)
Average Speed [km/h]	53.8	67.3	63.8	64.0	58.4
Top Speed [km/h]	68.3	69.0	66.1	64.9	62.2
Avg. Dist. to Rail [m]	1.8	1.0	0.8	0.9	1.4
Avg. Stride Freq. [Hz]	2.5	2.5	2.5	2.5	2.4
Avg. Stride Length [m]	6.5	7.5	7.3	7.2	6.9



[] Ranking at each section and finish
 -:-:- No data available at this section
 NA No data available

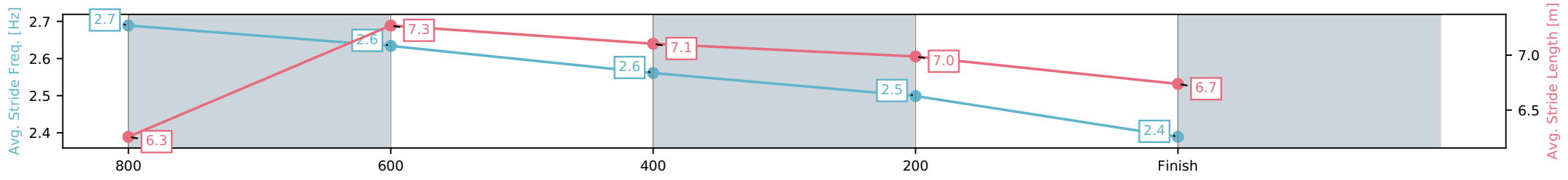
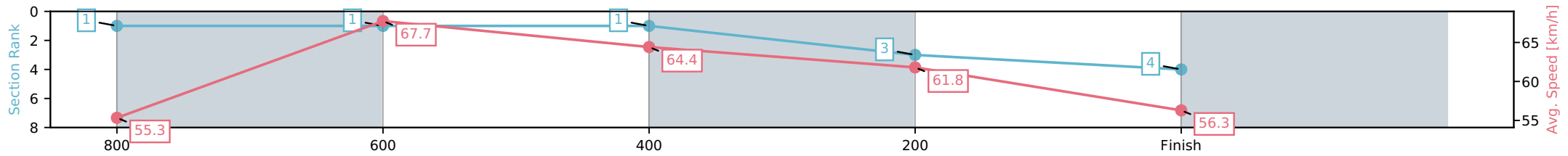
Horse/Jockey Name	Campai/Chelsea Baker
Finish Rank	4
Fastest Section Time (Section)	0:10.76 (800-600)
Top Speed [km/h] (Section)	69.3 (800-600)
Race State	Finished



Sunshine Coast QLD
 Race 3: THE DENTURE CARE GROUP OPEN Handicap - 1000m
 12 April 2026 - 1:39PM
 Track Rating: Soft 5, Weather: Fine, Rail Position: +12m Entire Circuit



Section	L1000	L800	L600	L400	L200
Section Times	0:59.59 (0:13.14)	0:46.45 [1] (0:10.76)	0:35.70 [1] (0:11.24)	0:24.45 [3] (0:11.65)	0:12.80 [4] (0:12.80)
Average Speed [km/h]	55.3	67.7	64.4	61.8	56.3
Top Speed [km/h]	69.1	69.3	65.8	63.2	61.0
Avg. Dist. to Rail [m]	6.2	2.7	1.1	1.5	0.7
Avg. Stride Freq. [Hz]	2.7	2.6	2.6	2.5	2.4
Avg. Stride Length [m]	6.3	7.3	7.1	7.0	6.7



[] Ranking at each section and finish
 -:-:- No data available at this section
 NA No data available

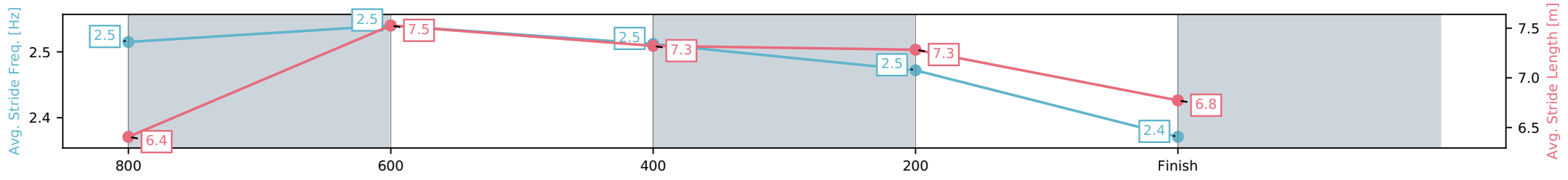
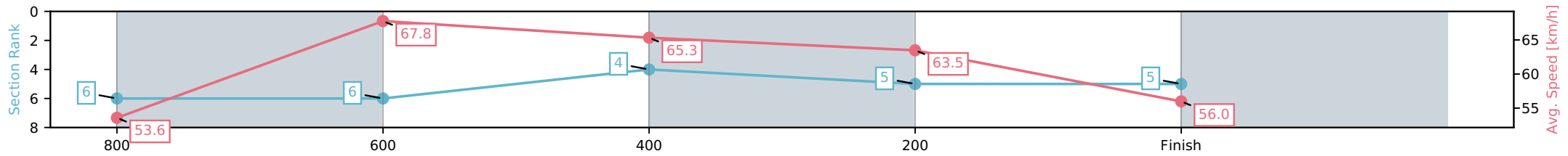
Horse/Jockey Name	Never Say Nay/Damien Boche
Finish Rank	5
Fastest Section Time (Section)	0:10.77 (800-600)
Top Speed [km/h] (Section)	69.2 (800-600)
Race State	Finished



Sunshine Coast QLD
 Race 3: THE DENTURE CARE GROUP OPEN Handicap - 1000m
 12 April 2026 - 1:39PM
 Track Rating: Soft 5, Weather: Fine, Rail Position: +12m Entire Circuit



Section	L1000	L800	L600	L400	L200
Section Times	0:59.68 (0:13.61)	0:46.07 [6] (0:10.77)	0:35.30 [4] (0:11.10)	0:24.20 [5] (0:11.34)	0:12.86 [5] (0:12.86)
Average Speed [km/h]	53.6	67.8	65.3	63.5	56.0
Top Speed [km/h]	68.3	69.2	66.2	65.2	60.4
Avg. Dist. to Rail [m]	4.3	3.3	1.3	2.1	2.3
Avg. Stride Freq. [Hz]	2.5	2.5	2.5	2.5	2.4
Avg. Stride Length [m]	6.4	7.5	7.3	7.3	6.8



[] Ranking at each section and finish
 -:-:- No data available at this section
 NA No data available

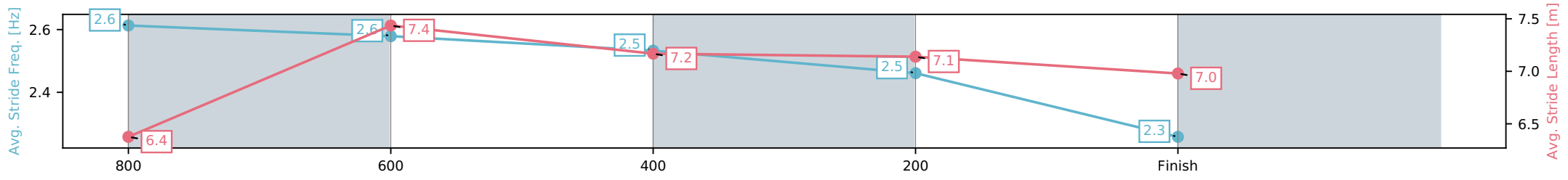
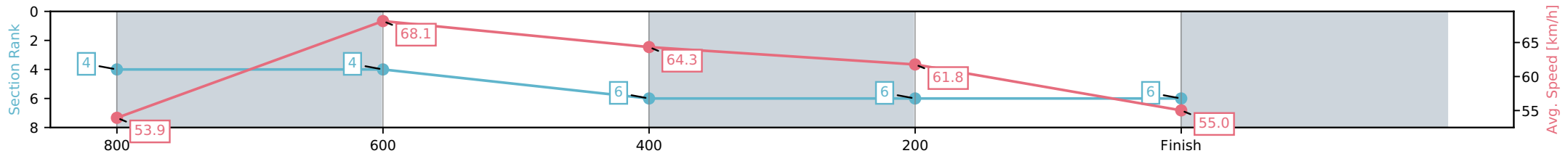
Horse/Jockey Name	King Spirit/Steph Tierney
Finish Rank	6
Fastest Section Time (Section)	0:10.72 (800-600)
Top Speed [km/h] (Section)	69.5 (800-600)
Race State	Finished



Sunshine Coast QLD
 Race 3: THE DENTURE CARE GROUP OPEN Handicap - 1000m
 12 April 2026 - 1:39PM
 Track Rating: Soft 5, Weather: Fine, Rail Position: +12m Entire Circuit



Section	L1000	L800	L600	L400	L200
Section Times	1:00.24 (0:13.49)	0:46.75 [4] (0:10.72)	0:36.03 [6] (0:11.30)	0:24.73 [6] (0:11.66)	0:13.07 [6] (0:13.07)
Average Speed [km/h]	53.9	68.1	64.3	61.8	55.0
Top Speed [km/h]	68.2	69.5	66.3	64.5	59.3
Avg. Dist. to Rail [m]	5.8	3.7	1.8	3.3	2.1
Avg. Stride Freq. [Hz]	2.6	2.6	2.5	2.5	2.3
Avg. Stride Length [m]	6.4	7.4	7.2	7.1	7.0



[] Ranking at each section and finish
 -:-:- No data available at this section
 NA No data available

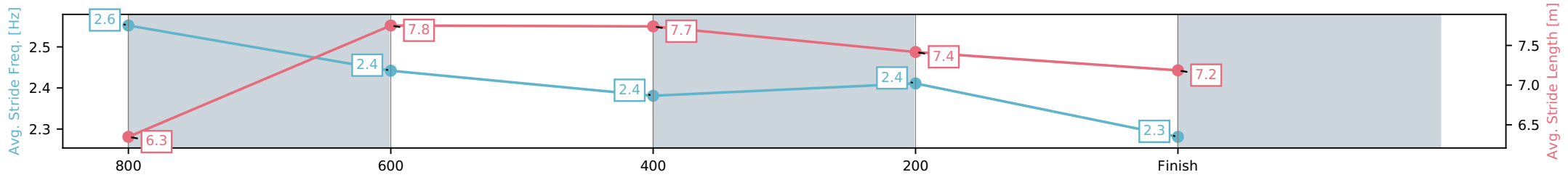
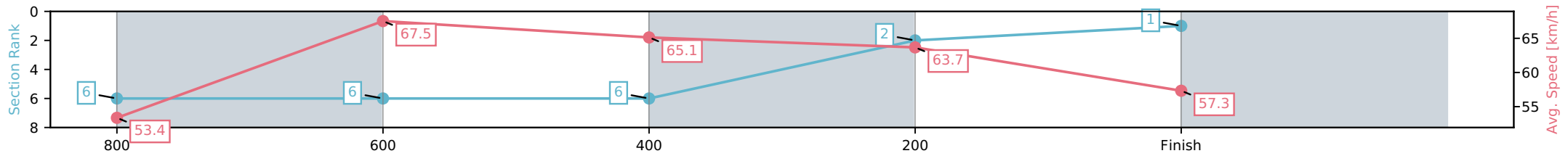
Horse/Jockey Name	Royal Commodore/Jett Newman
Finish Rank	1
Fastest Section Time (Section)	0:10.82 (800-600)
Top Speed [km/h] (Section)	68.3 (800-600)
Race State	Finished



Sunshine Coast QLD
 Race 4: PELICAN MOTORS SERVICE CENTRE Class 4
 Handicap - 1000m
 12 April 2026 - 2:14PM
 Track Rating: Soft 5, Weather: Fine, Rail Position: +12m Entire Circuit



Section	L1000	L800	L600	L400	L200
Section Times	0:59.44 (0:13.58)	0:45.86 [6] (0:10.82)	0:35.04 [6] (0:11.17)	0:23.87 [2] (0:11.31)	0:12.56 [1] (0:12.56)
Average Speed [km/h]	53.4	67.5	65.1	63.7	57.3
Top Speed [km/h]	67.6	68.3	68.0	65.1	61.5
Avg. Dist. to Rail [m]	6.5	3.6	1.9	4.8	6.5
Avg. Stride Freq. [Hz]	2.6	2.4	2.4	2.4	2.3
Avg. Stride Length [m]	6.3	7.8	7.7	7.4	7.2



[] Ranking at each section and finish
 -:-:- No data available at this section
 NA No data available

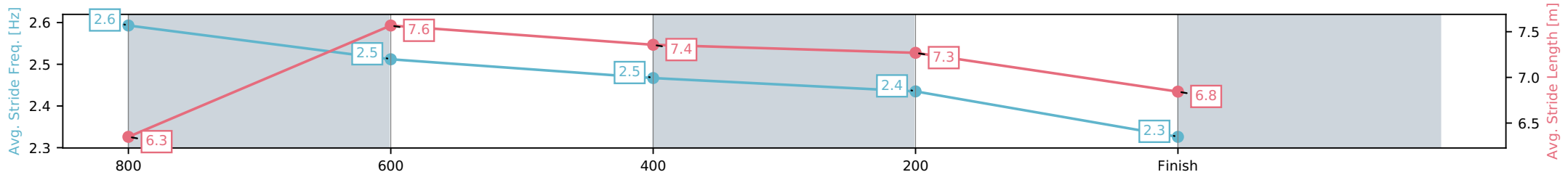
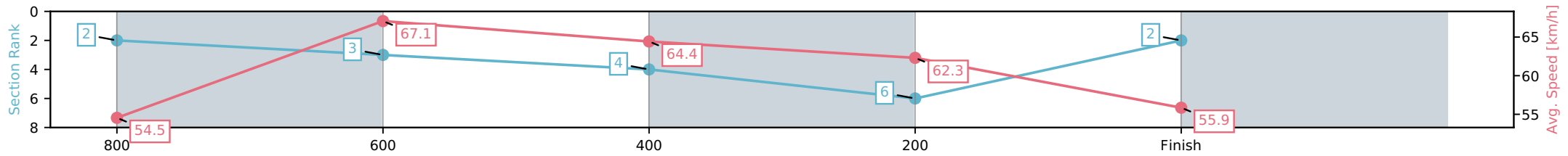
Horse/Jockey Name	Heart And Spirit/Steph Tierney
Finish Rank	2
Fastest Section Time (Section)	0:10.89 (800-600)
Top Speed [km/h] (Section)	69.3 (1000 - 800)
Race State	Finished



Sunshine Coast QLD
 Race 4: PELICAN MOTORS SERVICE CENTRE Class 4
 Handicap - 1000m
 12 April 2026 - 2:14PM
 Track Rating: Soft 5, Weather: Fine, Rail Position: +12m Entire Circuit



Section	L1000	L800	L600	L400	L200
Section Times	0:59.77 (0:13.30)	0:46.48 [3] (0:10.89)	0:35.58 [4] (0:11.22)	0:24.36 [6] (0:11.56)	0:12.80 [2] (0:12.80)
Average Speed [km/h]	54.5	67.1	64.4	62.3	55.9
Top Speed [km/h]	69.3	68.9	65.2	64.7	60.0
Avg. Dist. to Rail [m]	4.3	3.6	1.2	1.2	2.1
Avg. Stride Freq. [Hz]	2.6	2.5	2.5	2.4	2.3
Avg. Stride Length [m]	6.3	7.6	7.4	7.3	6.8



[] Ranking at each section and finish
 -:-:- No data available at this section
 NA No data available

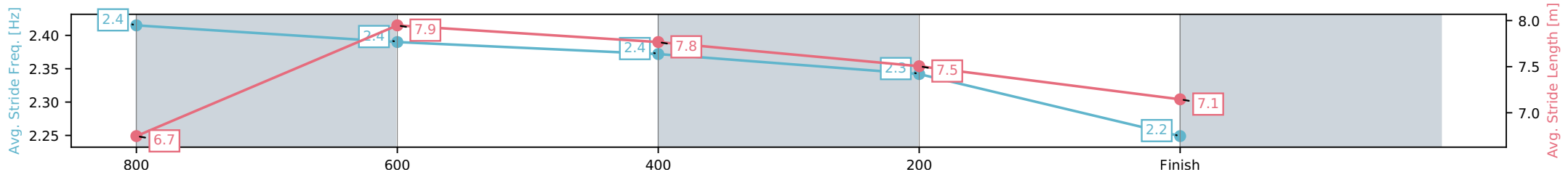
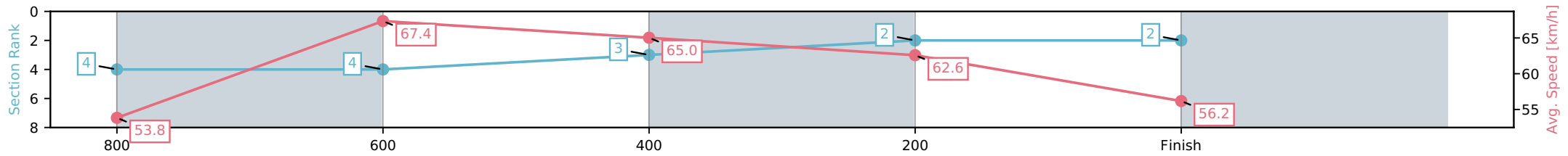
Horse/Jockey Name	Missile One/Taylor Marshall
Finish Rank	3
Fastest Section Time (Section)	0:10.79 (800-600)
Top Speed [km/h] (Section)	68.9 (800-600)
Race State	Finished



Sunshine Coast QLD
 Race 4: PELICAN MOTORS SERVICE CENTRE Class 4
 Handicap - 1000m
 12 April 2026 - 2:14PM
 Track Rating: Soft 5, Weather: Fine, Rail Position: +12m Entire Circuit



Section	L1000	L800	L600	L400	L200
Section Times	0:59.77 (0:13.47)	0:46.30 [4] (0:10.79)	0:35.50 [3] (0:11.10)	0:24.40 [2] (0:11.51)	0:12.89 [2] (0:12.89)
Average Speed [km/h]	53.8	67.4	65.0	62.6	56.2
Top Speed [km/h]	68.8	68.9	66.3	64.3	60.4
Avg. Dist. to Rail [m]	5.4	2.3	0.7	0.9	2.1
Avg. Stride Freq. [Hz]	2.4	2.4	2.4	2.3	2.2
Avg. Stride Length [m]	6.7	7.9	7.8	7.5	7.1



[] Ranking at each section and finish
 -:-:- No data available at this section
 NA No data available

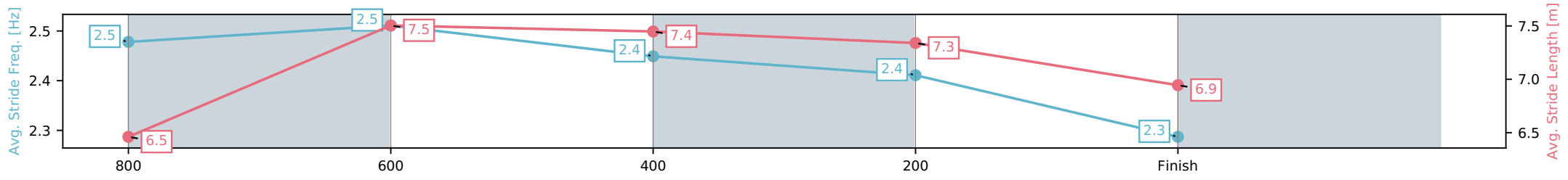
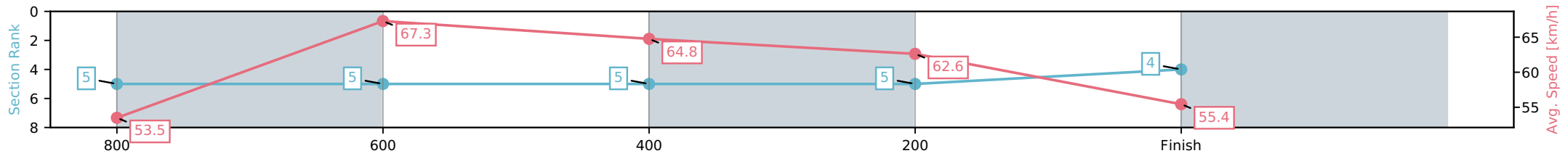
Horse/Jockey Name	Click Click Boom/Ben Thompson
Finish Rank	4
Fastest Section Time (Section)	0:10.82 (800-600)
Top Speed [km/h] (Section)	69.0 (800-600)
Race State	Finished



Sunshine Coast QLD
 Race 4: PELICAN MOTORS SERVICE CENTRE Class 4
 Handicap - 1000m
 12 April 2026 - 2:14PM
 Track Rating: Soft 5, Weather: Fine, Rail Position: +12m Entire Circuit



Section	L1000	L800	L600	L400	L200
Section Times	0:59.99 (0:13.52)	0:46.47 [5] (0:10.82)	0:35.65 [5] (0:11.12)	0:24.53 [5] (0:11.50)	0:13.03 [4] (0:13.03)
Average Speed [km/h]	53.5	67.3	64.8	62.6	55.4
Top Speed [km/h]	68.0	69.0	66.6	64.8	60.3
Avg. Dist. to Rail [m]	2.0	2.5	1.0	0.3	1.3
Avg. Stride Freq. [Hz]	2.5	2.5	2.4	2.4	2.3
Avg. Stride Length [m]	6.5	7.5	7.4	7.3	6.9



[] Ranking at each section and finish
 -:-:- No data available at this section
 NA No data available

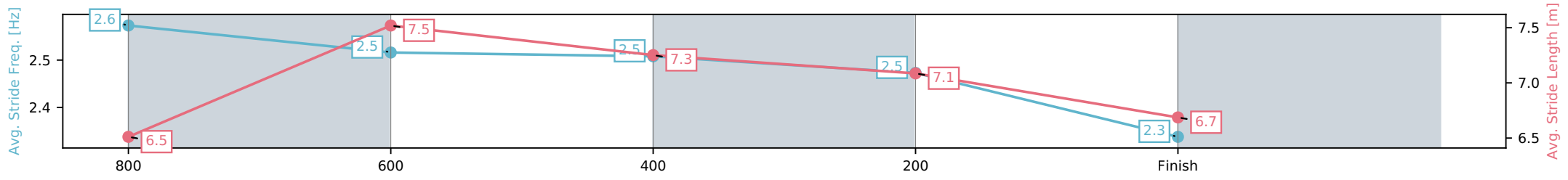
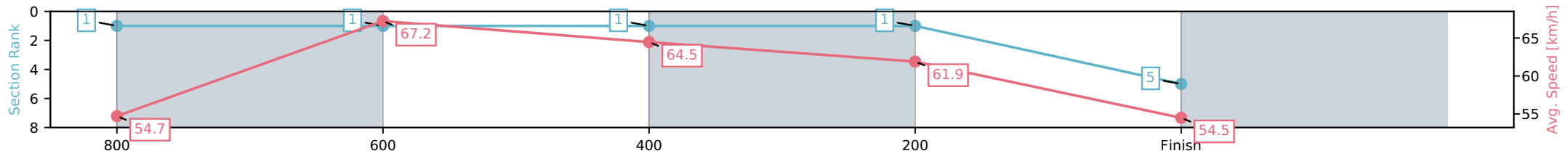
Horse/Jockey Name	Admitted/Angela Jones
Finish Rank	5
Fastest Section Time (Section)	0:10.77 (800-600)
Top Speed [km/h] (Section)	68.5 (800-600)
Race State	Finished



Sunshine Coast QLD
 Race 4: PELICAN MOTORS SERVICE CENTRE Class 4
 Handicap - 1000m
 12 April 2026 - 2:14PM
 Track Rating: Soft 5, Weather: Fine, Rail Position: +12m Entire Circuit



Section	L1000	L800	L600	L400	L200
Section Times	1:00.08 (0:13.21)	0:46.87 [1] (0:10.77)	0:36.10 [1] (0:11.15)	0:24.95 [1] (0:11.64)	0:13.31 [5] (0:13.31)
Average Speed [km/h]	54.7	67.2	64.5	61.9	54.5
Top Speed [km/h]	68.0	68.5	66.1	63.4	58.8
Avg. Dist. to Rail [m]	3.1	1.5	0.5	0.4	0.3
Avg. Stride Freq. [Hz]	2.6	2.5	2.5	2.5	2.3
Avg. Stride Length [m]	6.5	7.5	7.3	7.1	6.7



[] Ranking at each section and finish
 -:-:- No data available at this section
 NA No data available

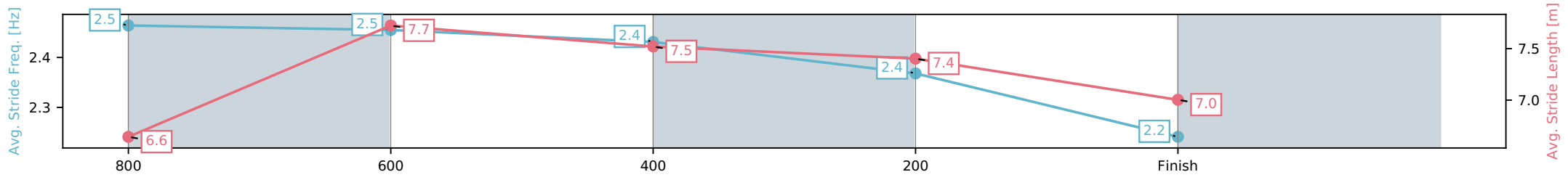
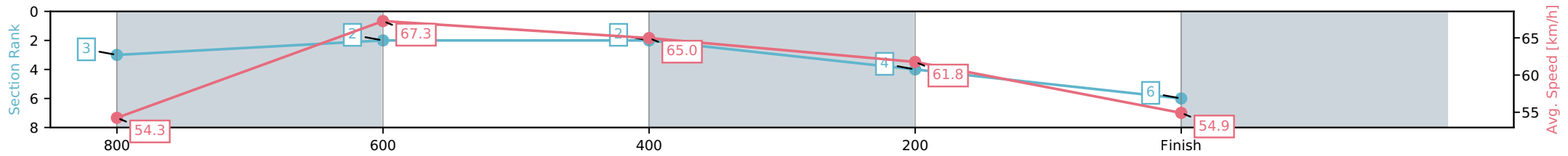
Horse/Jockey Name	Thormendous Miss/Cejay Graham
Finish Rank	6
Fastest Section Time (Section)	0:10.82 (800-600)
Top Speed [km/h] (Section)	68.6 (800-600)
Race State	Finished



Sunshine Coast QLD
 Race 4: PELICAN MOTORS SERVICE CENTRE Class 4
 Handicap - 1000m
 12 April 2026 - 2:14PM
 Track Rating: Soft 5, Weather: Fine, Rail Position: +12m Entire Circuit



Section	L1000	L800	L600	L400	L200
Section Times	1:00.11 (0:13.33)	0:46.78 [2] (0:10.82)	0:35.96 [2] (0:11.13)	0:24.82 [4] (0:11.66)	0:13.16 [6] (0:13.16)
Average Speed [km/h]	54.3	67.3	65.0	61.8	54.9
Top Speed [km/h]	68.5	68.6	66.5	64.2	58.8
Avg. Dist. to Rail [m]	5.4	2.9	0.8	1.1	3.3
Avg. Stride Freq. [Hz]	2.5	2.5	2.4	2.4	2.2
Avg. Stride Length [m]	6.6	7.7	7.5	7.4	7.0



[] Ranking at each section and finish
 -:-:- No data available at this section
 NA No data available



Sunshine Coast QLD -

Race 5: TYZAC VACUUM EXCAVATION QTIS Three-Year-Old Maiden Handicap - 1600m

12 April 2026 - 2:50PM



Track Rating: Soft 5, Weather: Fine, Rail Position: +12m Entire Circuit

Field Times (Race Tempo) 1:39.36 (0:13.36) 1:26.00 (0:11.27) 1:14.73 (0:12.49) 1:02.24 (0:13.41) 0:48.83 (0:13.29) 0:35.54 (0:11.95) 0:23.59 (0:11.45) 0:12.14 (0:12.14)

Rank	TAB#	Horse	Overall Time	First 400m	Top Speed km/h (Section)	L1600	L1400	L1200	L1000	L800	L600	L400	L200
	(BAR#)	Jockey	Margin (DT-W)	Last 600m	Fastest Section (Time)	Start - 1400	1400 - 1200	1200 - 1000	1000 - 800	800 - 600	600 - 400	400 - 200	200 - Finish
1	11	Inquicktime	1:39.36	0:24.63	68.5 (1600 - 1400)	1:39.36	1:26.00 [1]	1:14.73 [1]	1:02.24 [1]	0:48.83 [1]	0:35.54 [1]	0:23.59 [1]	0:12.14 [1]
	(5)	Taylor Marshall		0:35.54	1400-1200 (0:11.27)	(0:13.36)	(0:11.27)	(0:12.49)	(0:13.41)	(0:13.29)	(0:11.95)	(0:11.45)	(0:12.14)
2	10	Piggietales	1:39.87	0:25.07	66.1 (1400-1200)	1:39.87	1:26.24 [3]	1:14.80 [4]	1:02.21 [4]	0:48.90 [3]	0:35.72 [3]	0:23.71 [3]	0:12.30 [3]
	(4)	Damien Thornton	3.0L (+1)	0:35.71	400-200 (0:11.41)	(0:13.63)	(0:11.44)	(0:12.59)	(0:13.31)	(0:13.19)	(0:12.00)	(0:11.41)	(0:12.30)
3	1	Our Mate Locky	1:39.88	0:25.27	66.0 (400-200)	1:39.88	1:25.97 [5]	1:14.62 [6]	1:01.96 [6]	0:48.59 [5]	0:35.46 [5]	0:23.65 [5]	0:12.40 [2]
	(6)	Jake Bayliss	3.1L (+1)	0:35.46	400-200 (0:11.25)	(0:13.91)	(0:11.36)	(0:12.65)	(0:13.38)	(0:13.13)	(0:11.81)	(0:11.25)	(0:12.40)
4	2	Prize Witness	1:39.95	0:24.82	68.1 (1600 - 1400)	1:39.95	1:26.51 [2]	1:15.12 [2]	1:02.59 [2]	0:49.14 [2]	0:35.95 [2]	0:23.85 [2]	0:12.32 [4]
	(3)	Daniel Moor	3.5L (+1)	0:35.95	1400-1200 (0:11.38)	(0:13.44)	(0:11.38)	(0:12.53)	(0:13.46)	(0:13.19)	(0:12.10)	(0:11.53)	(0:12.32)
5	5	Paradise As Usual	1:40.12	0:25.54	65.2 (1400-1200)	1:40.12	1:25.97 [8]	1:14.58 [8]	1:01.84 [8]	0:48.49 [8]	0:35.38 [8]	0:23.47 [8]	0:11.95 [6]
	(1)	Chelsea Baker	4.5L (+0)	0:35.38	1400-1200 (0:11.39)	(0:14.15)	(0:11.39)	(0:12.74)	(0:13.34)	(0:13.11)	(0:11.91)	(0:11.52)	(0:11.95)
6	3	Rusty Tycoon	1:40.53	0:25.00	67.8 (1600 - 1400)	1:40.53	1:26.88 [4]	1:15.53 [3]	1:02.90 [3]	0:49.48 [4]	0:36.32 [4]	0:24.37 [4]	0:12.55 [5]
	(7)	Ben Thompson	6.9L (+3)	0:36.31	1400-1200 (0:11.35)	(0:13.65)	(0:11.35)	(0:12.63)	(0:13.42)	(0:13.16)	(0:11.94)	(0:11.82)	(0:12.55)
7	9	Ship Happens	1:40.89	0:25.49	65.6 (1400-1200)	1:40.89	1:26.78 [7]	1:15.40 [7]	1:02.69 [7]	0:49.34 [7]	0:36.34 [7]	0:24.30 [6]	0:12.60 [7]
	(2)	Montana Philpot	9.0L (+5)	0:36.33	1400-1200 (0:11.39)	(0:14.10)	(0:11.39)	(0:12.71)	(0:13.34)	(0:13.01)	(0:12.03)	(0:11.70)	(0:12.60)
8	6	Joulni	1:41.02	0:25.20	67.0 (1400-1200)	1:41.02	1:27.08 [6]	1:15.82 [5]	1:03.11 [5]	0:49.72 [6]	0:36.55 [6]	0:24.42 [7]	0:12.54 [8]
	(8)	Cejay Graham	9.8L (+4)	0:36.55	1400-1200 (0:11.26)	(0:13.94)	(0:11.26)	(0:12.72)	(0:13.39)	(0:13.17)	(0:12.13)	(0:11.88)	(0:12.54)

Scratched: Trofeo (#4), Moment (#7), Strike Me Pink (#8)

Report Created: Sun 12 April 2026

(Note: Races are conducted over an approximate distance as close as possible to the advertised distance, and recorded data may vary accordingly. Official times refer to race times only and do not include handicap times.)

[] Position in running at each section and finish TAB# Saddle cloth number

[] Fastest split

-:--:-- No data available at this section

BAR# Barrier/Gate Position

■ Fastest section

NA No data available

DNF Did not finish

DNT Did not track

DT-W Distance travelled compared to winner in metres

Horse/Jockey Name	Inquiktime/Taylor Marshall
Finish Rank	1
Fastest Section Time (Section)	0:11.27 (1400-1200)
Top Speed [km/h] (Section)	68.5 (1600 - 1400)
Race State	Finished



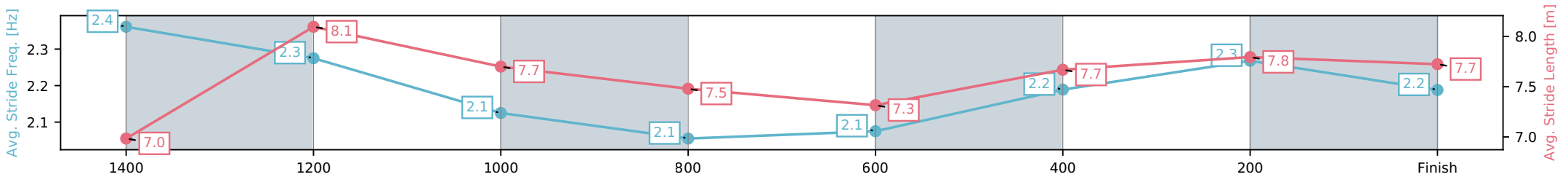
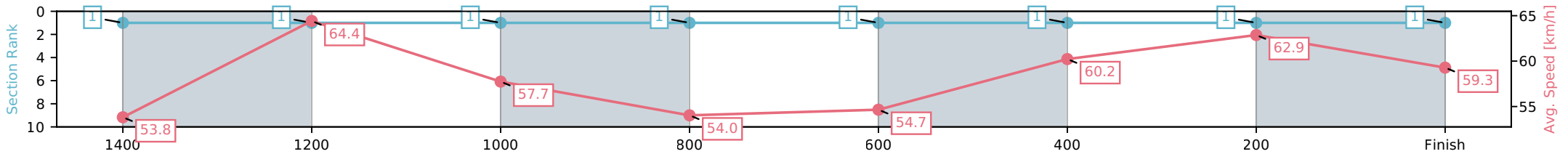
Sunshine Coast QLD
 Race 5: TYZAC VACUUM EXCAVATION QTIS Three-Year-Old
 Maiden Handicap - 1600m



12 April 2026 - 2:50PM

Track Rating: Soft 5, Weather: Fine, Rail Position: +12m Entire Circuit

Section	L1600	L1400	L1200	L1000	L800	L600	L400	L200
Section Times	1:39.36 (0:13.36)	1:26.00 [1] (0:11.27)	1:14.73 [1] (0:12.49)	1:02.24 [1] (0:13.41)	0:48.83 [1] (0:13.29)	0:35.54 [1] (0:11.95)	0:23.59 [1] (0:11.45)	0:12.14 [1] (0:12.14)
Average Speed [km/h]	53.8	64.4	57.7	54.0	54.7	60.2	62.9	59.3
Top Speed [km/h]	68.5	68.5	59.3	56.4	58.2	62.1	63.5	61.7
Avg. Dist. to Rail [m]	6.8	3.1	2.6	2.4	1.5	0.4	0.2	0.5
Avg. Stride Freq. [Hz]	2.4	2.3	2.1	2.1	2.1	2.2	2.3	2.2
Avg. Stride Length [m]	7.0	8.1	7.7	7.5	7.3	7.7	7.8	7.7



[] Ranking at each section and finish
 -:-:- No data available at this section
 NA No data available

Horse/Jockey Name	Piggietales/Damien Thornton
Finish Rank	2
Fastest Section Time (Section)	0:11.41 (400-200)
Top Speed [km/h] (Section)	66.1 (1400-1200)
Race State	Finished



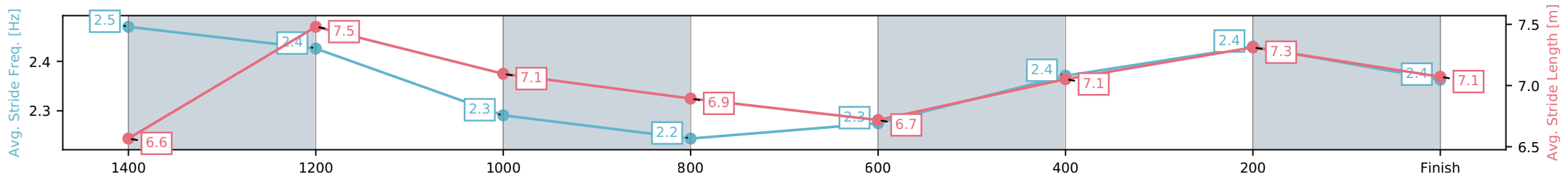
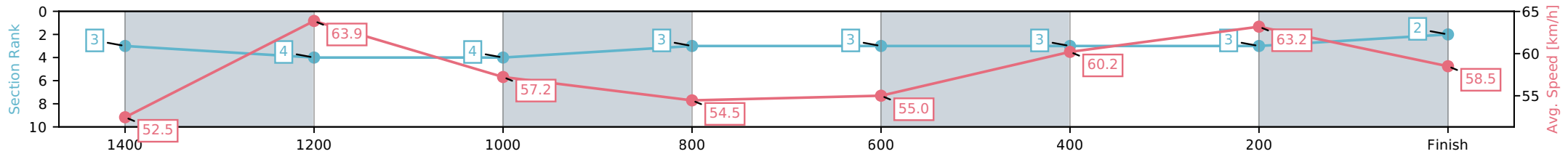
Sunshine Coast QLD
 Race 5: TYZAC VACUUM EXCAVATION QTIS Three-Year-Old
 Maiden Handicap - 1600m



12 April 2026 - 2:50PM

Track Rating: Soft 5, Weather: Fine, Rail Position: +12m Entire Circuit

Section	L1600	L1400	L1200	L1000	L800	L600	L400	L200
Section Times	1:39.87 (0:13.63)	1:26.24 [4] (0:11.44)	1:14.80 [4] (0:12.59)	1:02.21 [3] (0:13.31)	0:48.90 [3] (0:13.19)	0:35.72 [3] (0:12.00)	0:23.71 [3] (0:11.41)	0:12.30 [2] (0:12.30)
Average Speed [km/h]	52.5	63.9	57.2	54.5	55.0	60.2	63.2	58.5
Top Speed [km/h]	66.1	66.1	60.3	56.3	57.6	64.4	65.0	62.9
Avg. Dist. to Rail [m]	7.2	4.4	3.2	2.3	1.0	1.3	1.0	1.7
Avg. Stride Freq. [Hz]	2.5	2.4	2.3	2.2	2.3	2.4	2.4	2.4
Avg. Stride Length [m]	6.6	7.5	7.1	6.9	6.7	7.1	7.3	7.1



- [] Ranking at each section and finish
- :-:- No data available at this section
- NA No data available

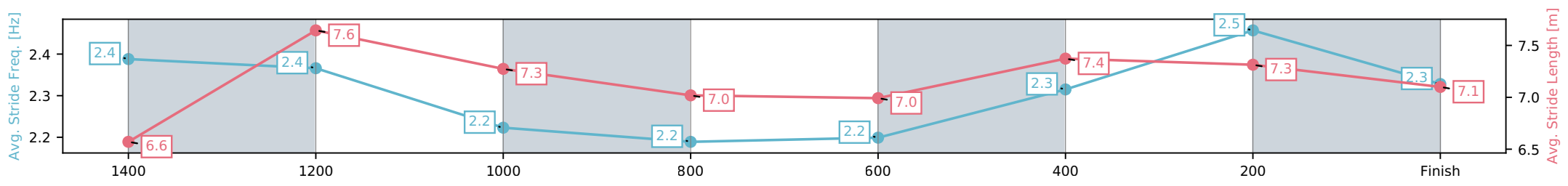
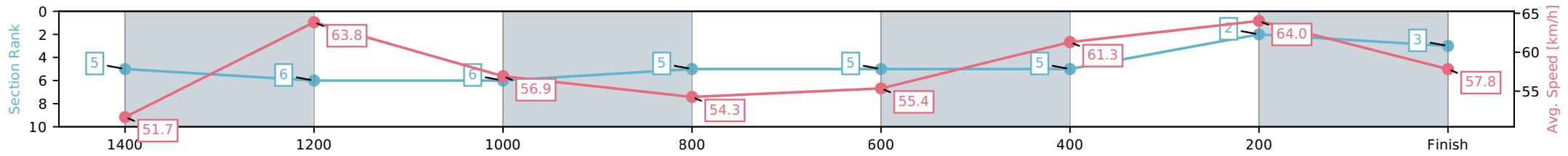
Horse/Jockey Name	Our Mate Locky/Jake Bayliss
Finish Rank	3
Fastest Section Time (Section)	0:11.25 (400-200)
Top Speed [km/h] (Section)	66.0 (400-200)
Race State	Finished



Sunshine Coast QLD
 Race 5: TYZAC VACUUM EXCAVATION QTIS Three-Year-Old
 Maiden Handicap - 1600m
 12 April 2026 - 2:50PM
 Track Rating: Soft 5, Weather: Fine, Rail Position: +12m Entire Circuit



Section	L1600	L1400	L1200	L1000	L800	L600	L400	L200
Section Times	1:39.88 (0:13.91)	1:25.97 [6] (0:11.36)	1:14.62 [6] (0:12.65)	1:01.96 [5] (0:13.38)	0:48.59 [5] (0:13.13)	0:35.46 [5] (0:11.81)	0:23.65 [2] (0:11.25)	0:12.40 [3] (0:12.40)
Average Speed [km/h]	51.7	63.8	56.9	54.3	55.4	61.3	64.0	57.8
Top Speed [km/h]	65.6	65.6	60.7	55.7	58.5	63.0	66.0	62.1
Avg. Dist. to Rail [m]	6.2	2.8	2.7	2.4	1.6	1.2	2.6	1.9
Avg. Stride Freq. [Hz]	2.4	2.4	2.2	2.2	2.2	2.3	2.5	2.3
Avg. Stride Length [m]	6.6	7.6	7.3	7.0	7.0	7.4	7.3	7.1



[] Ranking at each section and finish
 -:-:- No data available at this section
 NA No data available

Horse/Jockey Name	Prize Witness/Daniel Moor
Finish Rank	4
Fastest Section Time (Section)	0:11.38 (1400-1200)
Top Speed [km/h] (Section)	68.1 (1600 - 1400)
Race State	Finished



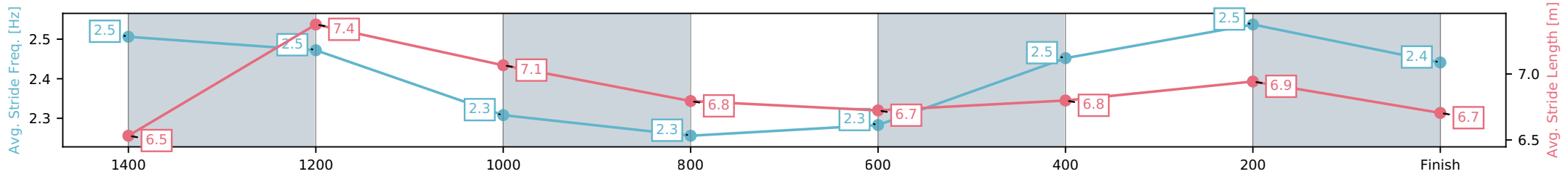
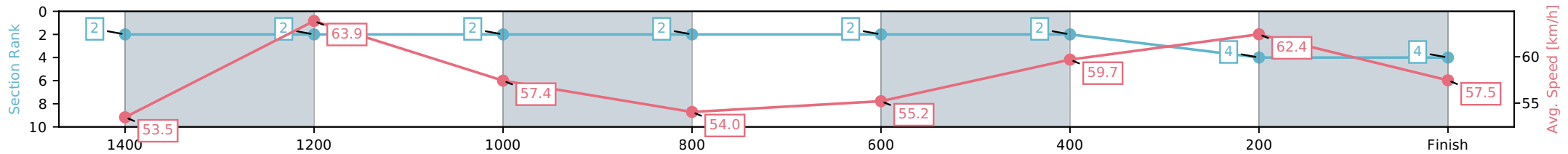
Sunshine Coast QLD
 Race 5: TYZAC VACUUM EXCAVATION QTIS Three-Year-Old
 Maiden Handicap - 1600m



12 April 2026 - 2:50PM

Track Rating: Soft 5, Weather: Fine, Rail Position: +12m Entire Circuit

Section	L1600	L1400	L1200	L1000	L800	L600	L400	L200
Section Times	1:39.95 (0:13.44)	1:26.51 [2] (0:11.38)	1:15.12 [2] (0:12.53)	1:02.59 [2] (0:13.46)	0:49.14 [2] (0:13.19)	0:35.95 [2] (0:12.10)	0:23.85 [4] (0:11.53)	0:12.32 [4] (0:12.32)
Average Speed [km/h]	53.5	63.9	57.4	54.0	55.2	59.7	62.4	57.5
Top Speed [km/h]	68.1	66.8	59.6	55.9	57.7	61.3	64.1	59.8
Avg. Dist. to Rail [m]	4.6	3.0	3.1	2.9	2.1	0.5	0.5	1.1
Avg. Stride Freq. [Hz]	2.5	2.5	2.3	2.3	2.3	2.5	2.5	2.4
Avg. Stride Length [m]	6.5	7.4	7.1	6.8	6.7	6.8	6.9	6.7



- [] Ranking at each section and finish
- :-:- No data available at this section
- NA No data available

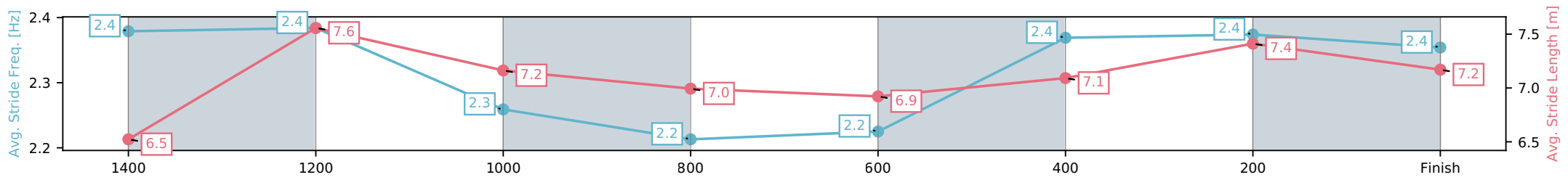
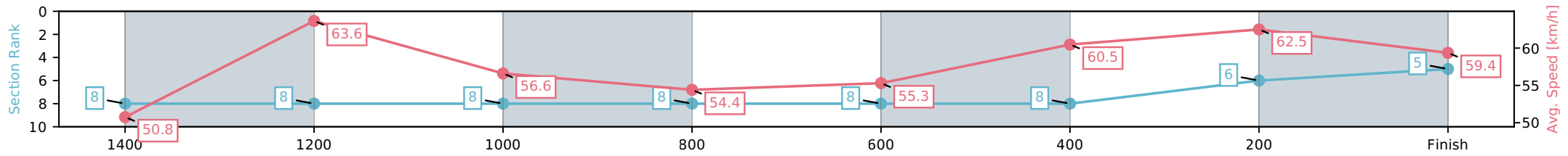
Horse/Jockey Name	Paradise As Usual/Chelsea Baker
Finish Rank	5
Fastest Section Time (Section)	0:11.39 (1400-1200)
Top Speed [km/h] (Section)	65.2 (1400-1200)
Race State	Finished



Sunshine Coast QLD
 Race 5: TYZAC VACUUM EXCAVATION QTIS Three-Year-Old
 Maiden Handicap - 1600m
 12 April 2026 - 2:50PM
 Track Rating: Soft 5, Weather: Fine, Rail Position: +12m Entire Circuit



Section	L1600	L1400	L1200	L1000	L800	L600	L400	L200
Section Times	1:40.12 (0:14.15)	1:25.97 [8] (0:11.39)	1:14.58 [8] (0:12.74)	1:01.84 [8] (0:13.34)	0:48.49 [8] (0:13.11)	0:35.38 [8] (0:11.91)	0:23.47 [6] (0:11.52)	0:11.95 [5] (0:11.95)
Average Speed [km/h]	50.8	63.6	56.6	54.4	55.3	60.5	62.5	59.4
Top Speed [km/h]	64.9	65.2	60.7	56.3	57.5	62.2	63.6	61.2
Avg. Dist. to Rail [m]	2.9	2.4	2.8	2.5	1.5	0.5	1.2	3.0
Avg. Stride Freq. [Hz]	2.4	2.4	2.3	2.2	2.2	2.4	2.4	2.4
Avg. Stride Length [m]	6.5	7.6	7.2	7.0	6.9	7.1	7.4	7.2



[] Ranking at each section and finish
 -:-:- No data available at this section
 NA No data available

Horse/Jockey Name	Rusty Tycoon/Ben Thompson
Finish Rank	6
Fastest Section Time (Section)	0:11.35 (1400-1200)
Top Speed [km/h] (Section)	67.8 (1600 - 1400)
Race State	Finished



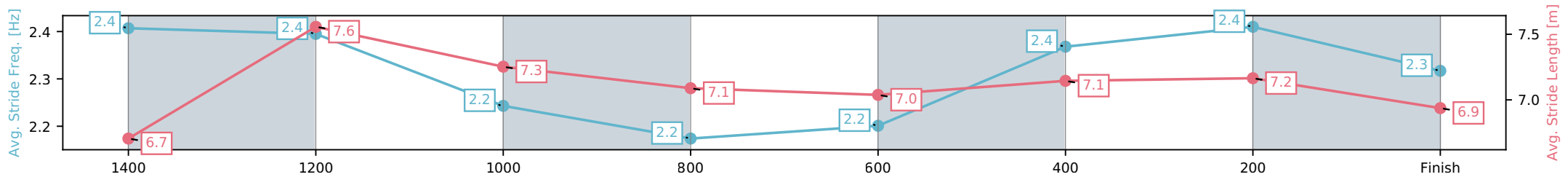
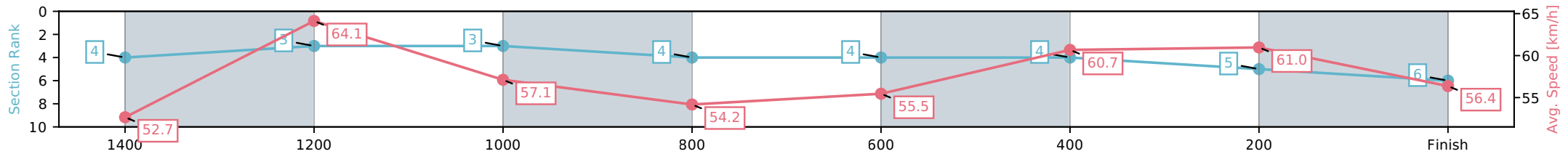
Sunshine Coast QLD
 Race 5: TYZAC VACUUM EXCAVATION QTIS Three-Year-Old
 Maiden Handicap - 1600m



12 April 2026 - 2:50PM

Track Rating: Soft 5, Weather: Fine, Rail Position: +12m Entire Circuit

Section	L1600	L1400	L1200	L1000	L800	L600	L400	L200
Section Times	1:40.53 (0:13.65)	1:26.88 [3] (0:11.35)	1:15.53 [3] (0:12.63)	1:02.90 [4] (0:13.42)	0:49.48 [4] (0:13.16)	0:36.32 [4] (0:11.94)	0:24.37 [5] (0:11.82)	0:12.55 [6] (0:12.55)
Average Speed [km/h]	52.7	64.1	57.1	54.2	55.5	60.7	61.0	56.4
Top Speed [km/h]	67.8	66.4	59.8	55.9	58.0	62.5	62.5	59.6
Avg. Dist. to Rail [m]	7.9	3.6	3.5	3.3	2.4	1.3	0.9	1.7
Avg. Stride Freq. [Hz]	2.4	2.4	2.2	2.2	2.2	2.4	2.4	2.3
Avg. Stride Length [m]	6.7	7.6	7.3	7.1	7.0	7.1	7.2	6.9



- [] Ranking at each section and finish
- :-:- No data available at this section
- NA No data available

Horse/Jockey Name	Ship Happens/Montana Philpot
Finish Rank	7
Fastest Section Time (Section)	0:11.39 (1400-1200)
Top Speed [km/h] (Section)	65.6 (1400-1200)
Race State	Finished



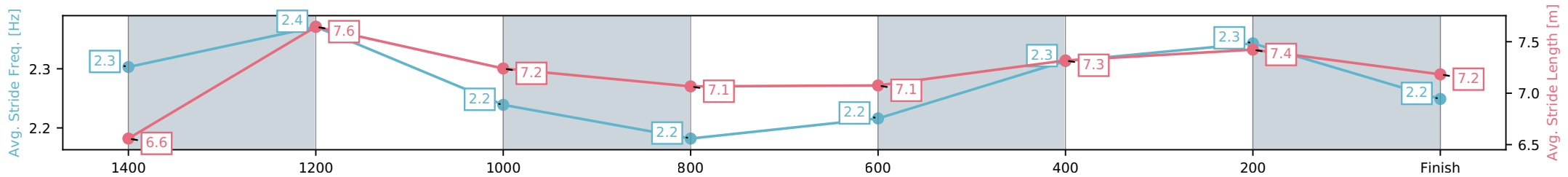
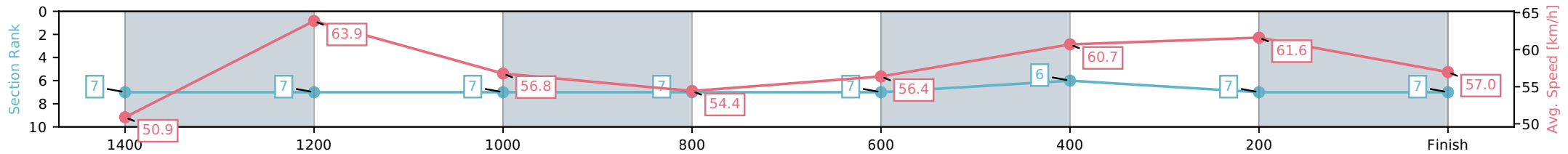
Sunshine Coast QLD
 Race 5: TYZAC VACUUM EXCAVATION QTIS Three-Year-Old
 Maiden Handicap - 1600m



12 April 2026 - 2:50PM

Track Rating: Soft 5, Weather: Fine, Rail Position: +12m Entire Circuit

Section	L1600	L1400	L1200	L1000	L800	L600	L400	L200
Section Times	1:40.89 (0:14.10)	1:26.78 [7] (0:11.39)	1:15.40 [7] (0:12.71)	1:02.69 [7] (0:13.34)	0:49.34 [7] (0:13.01)	0:36.34 [6] (0:12.03)	0:24.30 [7] (0:11.70)	0:12.60 [7] (0:12.60)
Average Speed [km/h]	50.9	63.9	56.8	54.4	56.4	60.7	61.6	57.0
Top Speed [km/h]	65.6	65.6	61.7	56.1	57.9	62.2	62.4	59.8
Avg. Dist. to Rail [m]	4.3	3.5	3.9	3.5	3.2	2.6	4.5	4.5
Avg. Stride Freq. [Hz]	2.3	2.4	2.2	2.2	2.2	2.3	2.3	2.2
Avg. Stride Length [m]	6.6	7.6	7.2	7.1	7.1	7.3	7.4	7.2



- [] Ranking at each section and finish
- :-:- No data available at this section
- NA No data available

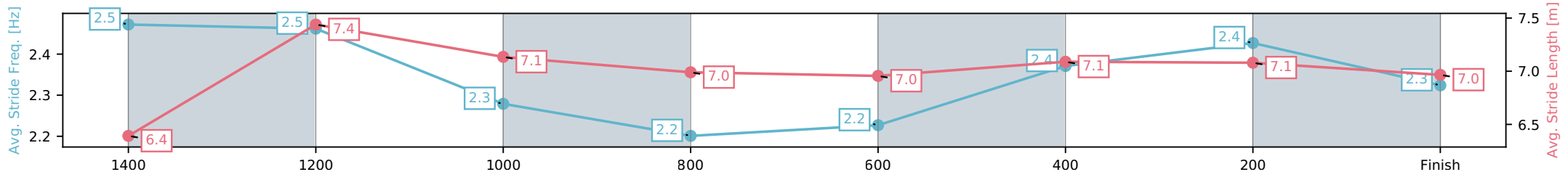
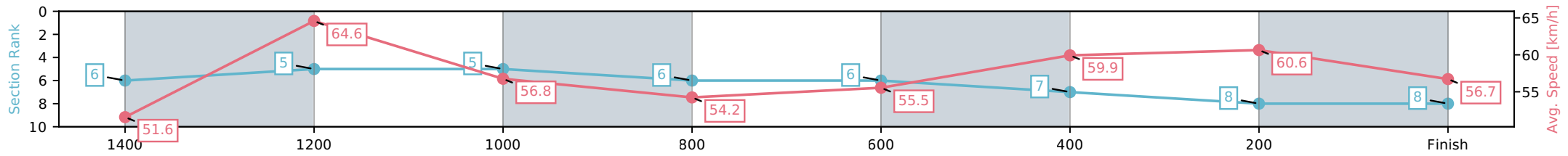
Horse/Jockey Name	Joulni/Cejay Graham
Finish Rank	8
Fastest Section Time (Section)	0:11.26 (1400-1200)
Top Speed [km/h] (Section)	67.0 (1400-1200)
Race State	Finished



Sunshine Coast QLD
 Race 5: TYZAC VACUUM EXCAVATION QTIS Three-Year-Old
 Maiden Handicap - 1600m
 12 April 2026 - 2:50PM
 Track Rating: Soft 5, Weather: Fine, Rail Position: +12m Entire Circuit



Section	L1600	L1400	L1200	L1000	L800	L600	L400	L200
Section Times	1:41.02 (0:13.94)	1:27.08 [5] (0:11.26)	1:15.82 [5] (0:12.72)	1:03.11 [6] (0:13.39)	0:49.72 [6] (0:13.17)	0:36.55 [7] (0:12.13)	0:24.42 [8] (0:11.88)	0:12.54 [8] (0:12.54)
Average Speed [km/h]	51.6	64.6	56.8	54.2	55.5	59.9	60.6	56.7
Top Speed [km/h]	66.8	67.0	60.6	56.1	58.7	61.0	61.9	58.7
Avg. Dist. to Rail [m]	9.3	3.8	4.2	3.4	2.6	1.7	2.7	1.8
Avg. Stride Freq. [Hz]	2.5	2.5	2.3	2.2	2.2	2.4	2.4	2.3
Avg. Stride Length [m]	6.4	7.4	7.1	7.0	7.0	7.1	7.1	7.0



[] Ranking at each section and finish
 -:-:- No data available at this section
 NA No data available



Sunshine Coast QLD -

Race 6: PROLIQUOR Colts, Geldings & Entires BENCHMARK 58 Handicap - 1000m

12 April 2026 - 3:30PM

Track Rating: Soft 5, Weather: Fine, Rail Position: +12m Entire Circuit



Field Times (Race Tempo) 0:59.11 0:45.77 0:35.01 0:23.59 0:12.09
 (0:13.34) (0:10.76) (0:11.41) (0:11.51) (0:12.09)

Rank	TAB#	Horse	Overall Time	First 400m	Top Speed km/h (Section)	L1000	L800	L600	L400	L200			
	(BAR#)	Jockey	Margin (DT-W)	Last 600m	Fastest Section (Time)	Start - 800	800 - 600	600 - 400	400 - 200	200 - Finish			
1	2	Out Of Turn	0:59.11	0:24.19	69.1 (800-600)	0:59.11	0:45.76 [2]	0:34.91 [2]	0:23.54 [2]	0:12.09 [1]			
	(9)	Angela Jones		0:34.92	800-600 (0:10.84)	(0:13.35)	(0:10.84)	(0:11.37)	(0:11.46)	(0:12.09)			
2	9	Naturally Lit	0:59.41	0:24.69	68.6 (800-600)	0:59.41	0:45.60 [8]	0:34.72 [7]	0:23.38 [6]	0:12.13 [3]			
	(5)	Michael Rodd	1.8L (+4)	0:34.71	800-600 (0:10.88)	(0:13.81)	(0:10.88)	(0:11.34)	0:11.24	(0:12.13)			
3	3	Ritualize	0:59.50	0:24.10	70.2 (800-600)	0:59.50	0:46.16 [1]	0:35.40 [1]	0:23.98 [1]	0:12.45 [2]			
	(8)	Steph Tierney	2.3L (-1)	0:35.40	800-600 (0:10.76)	(0:13.34)	0:10.76	(0:11.41)	(0:11.54)	(0:12.45)			
4	6	Coincide	0:59.71	0:24.77	68.4 (800-600)	0:59.71	0:45.86 [9]	0:34.94 [9]	0:23.21 [9]	0:11.88 [7]			
	(1)	Colleen Krahn	3.5L (-4)	0:34.94	800-600 (0:10.92)	(0:13.85)	(0:10.92)	(0:11.73)	(0:11.33)	0:11.88			
5	1	Little Vista	1:00.02	0:24.51	68.1 (800-600)	1:00.02	0:46.41 [5]	0:35.50 [5]	0:24.12 [4]	0:12.52 [6]			
	(4)	Bella Youngberry	5.4L (-3)	0:35.51	800-600 (0:10.90)	(0:13.61)	(0:10.90)	(0:11.39)	(0:11.60)	(0:12.52)			
6	5	Zanjeer	1:00.20	0:24.45	69.7 (800-600)	1:00.20	0:46.55 [6]	0:35.76 [3]	0:24.44 [3]	0:12.91 [4]			
	(7)	Ben Thompson	6.5L (+0)	0:35.76	800-600 (0:10.80)	(0:13.65)	(0:10.80)	0:11.32	(0:11.53)	(0:12.91)			
7	7	Darth Invader	1:00.36	0:24.45	69.6 (1000 - 800)	1:00.36	0:46.83 [3]	0:35.91 [4]	0:24.44 [5]	0:12.91 [5]			
	(6)	Kyle Wilson-Taylor	7.4L (-7)	0:35.91	800-600 (0:10.92)	(0:13.53)	(0:10.92)	(0:11.47)	(0:11.53)	(0:12.91)			
8	11	Babalola	1:00.80	0:24.74	67.0 (1000 - 800)	1:00.80	0:47.11 [7]	0:36.05 [8]	0:24.52 [8]	0:12.76 [9]			
	(3)	Ashley Butler	9.9L (-2)	0:36.05	800-600 (0:11.05)	(0:13.69)	(0:11.05)	(0:11.53)	(0:11.76)	(0:12.76)			
9	4	Hell Of A Lad	1:00.84	0:24.70	69.2 (1000 - 800)	1:00.84	0:47.26 [4]	0:36.15 [6]	0:24.61 [7]	0:12.88 [8]			
	(2)	Jett Newman	10.2L (-4)	0:36.15	800-600 (0:11.12)	(0:13.58)	(0:11.12)	(0:11.54)	(0:11.73)	(0:12.88)			

Scratched: Lord Protector (#8), Herecomesantorini (#10), Xuanfeng (#12)

Report Created: Sun 12 April 2026

(Note: Races are conducted over an approximate distance as close as possible to the advertised distance, and recorded data may vary accordingly. Official times refer to race times only and do not include handicap times.)

[] Position in running at each section and finish TAB# Saddle cloth number

Fastest split

-:--:-- No data available at this section

BAR# Barrier/Gate Position

Fastest section

NA No data available

DNF Did not finish

DNT Did not track

DT-W Distance travelled compared to winner in metres

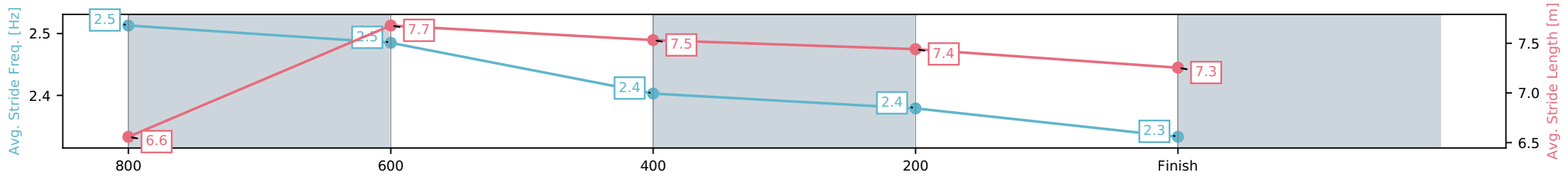
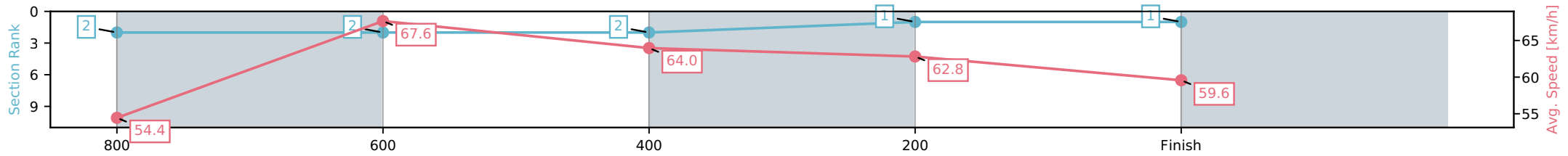
Horse/Jockey Name	Out Of Turn/Angela Jones
Finish Rank	1
Fastest Section Time (Section)	0:10.84 (800-600)
Top Speed [km/h] (Section)	69.1 (800-600)
Race State	Finished



Sunshine Coast QLD
 Race 6: PROLIQUOR Colts, Geldings & Entires BENCHMARK
 58 Handicap - 1000m
 12 April 2026 - 3:30PM
 Track Rating: Soft 5, Weather: Fine, Rail Position: +12m Entire Circuit



Section	L1000	L800	L600	L400	L200
Section Times	0:59.11 (0:13.35)	0:45.76 [2] (0:10.84)	0:34.91 [2] (0:11.37)	0:23.54 [1] (0:11.46)	0:12.09 [1] (0:12.09)
Average Speed [km/h]	54.4	67.6	64.0	62.8	59.6
Top Speed [km/h]	68.8	69.1	66.9	63.4	61.6
Avg. Dist. to Rail [m]	9.2	4.7	1.7	1.0	0.3
Avg. Stride Freq. [Hz]	2.5	2.5	2.4	2.4	2.3
Avg. Stride Length [m]	6.6	7.7	7.5	7.4	7.3



[] Ranking at each section and finish
 -:-:- No data available at this section
 NA No data available

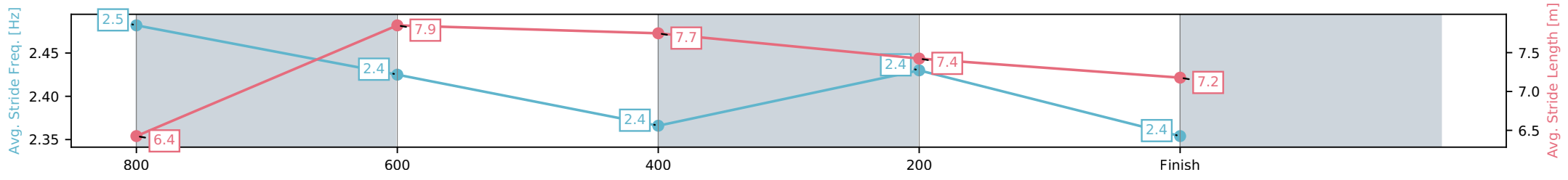
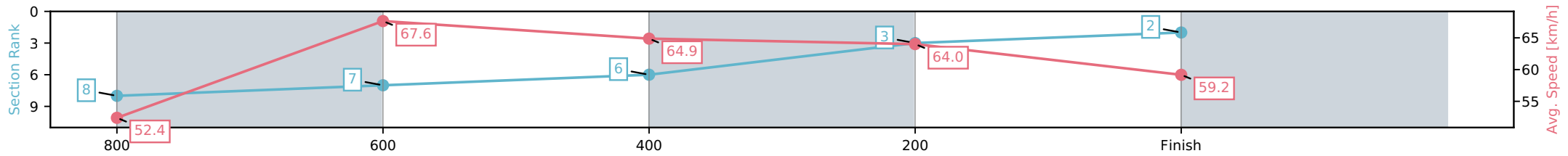
Horse/Jockey Name	Naturally Lit/Michael Rodd
Finish Rank	2
Fastest Section Time (Section)	0:10.88 (800-600)
Top Speed [km/h] (Section)	68.6 (800-600)
Race State	Finished



Sunshine Coast QLD
 Race 6: PROLIQUOR Colts, Geldings & Entires BENCHMARK
 58 Handicap - 1000m
 12 April 2026 - 3:30PM
 Track Rating: Soft 5, Weather: Fine, Rail Position: +12m Entire Circuit



Section	L1000	L800	L600	L400	L200
Section Times	0:59.41 (0:13.81)	0:45.60 [7] (0:10.88)	0:34.72 [6] (0:11.34)	0:23.38 [3] (0:11.24)	0:12.13 [2] (0:12.13)
Average Speed [km/h]	52.4	67.6	64.9	64.0	59.2
Top Speed [km/h]	67.7	68.6	66.0	65.4	62.8
Avg. Dist. to Rail [m]	6.1	5.2	3.7	4.8	4.3
Avg. Stride Freq. [Hz]	2.5	2.4	2.4	2.4	2.4
Avg. Stride Length [m]	6.4	7.9	7.7	7.4	7.2



[] Ranking at each section and finish
 -:-:- No data available at this section
 NA No data available

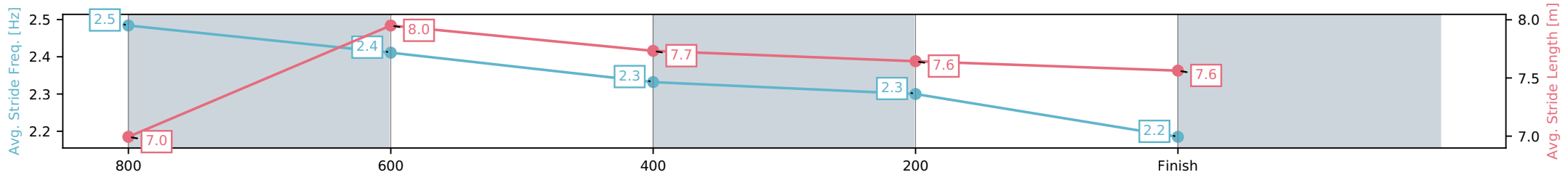
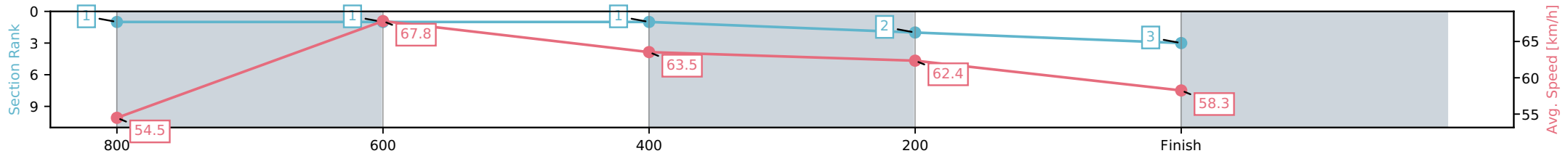
Horse/Jockey Name	Ritualize/Steph Tierney
Finish Rank	3
Fastest Section Time (Section)	0:10.76 (800-600)
Top Speed [km/h] (Section)	70.2 (800-600)
Race State	Finished



Sunshine Coast QLD
 Race 6: PROLIQUOR Colts, Geldings & Entires BENCHMARK
 58 Handicap - 1000m
 12 April 2026 - 3:30PM
 Track Rating: Soft 5, Weather: Fine, Rail Position: +12m Entire Circuit



Section	L1000	L800	L600	L400	L200
Section Times	0:59.50 (0:13.34)	0:46.16 [1] (0:10.76)	0:35.40 [1] (0:11.41)	0:23.98 [2] (0:11.54)	0:12.45 [3] (0:12.45)
Average Speed [km/h]	54.5	67.8	63.5	62.4	58.3
Top Speed [km/h]	69.6	70.2	65.0	63.5	60.7
Avg. Dist. to Rail [m]	8.0	3.8	1.1	0.3	0.7
Avg. Stride Freq. [Hz]	2.5	2.4	2.3	2.3	2.2
Avg. Stride Length [m]	7.0	8.0	7.7	7.6	7.6



[] Ranking at each section and finish
 -:-:- No data available at this section
 NA No data available

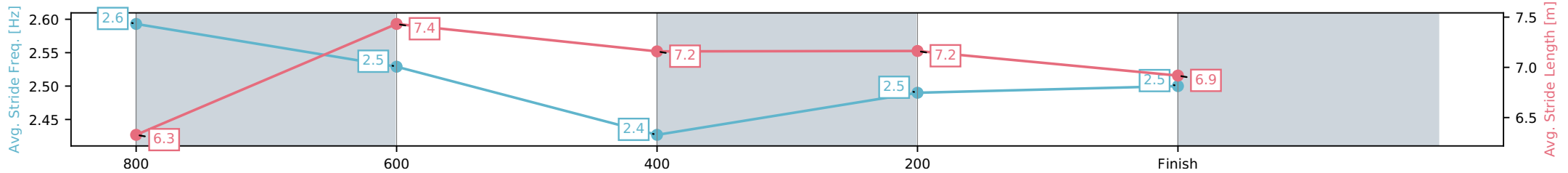
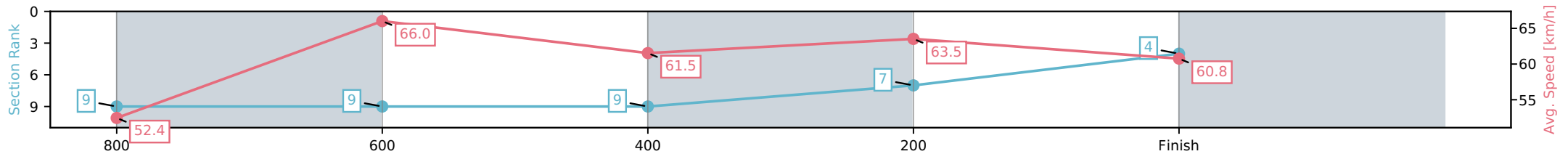
Horse/Jockey Name	Coincide/Colleen Krahen
Finish Rank	4
Fastest Section Time (Section)	0:10.92 (800-600)
Top Speed [km/h] (Section)	68.4 (800-600)
Race State	Finished



Sunshine Coast QLD
 Race 6: PROLIQUOR Colts, Geldings & Entires BENCHMARK
 58 Handicap - 1000m
 12 April 2026 - 3:30PM
 Track Rating: Soft 5, Weather: Fine, Rail Position: +12m Entire Circuit



Section	L1000	L800	L600	L400	L200
Section Times	0:59.71 (0:13.85)	0:45.86 [9] (0:10.92)	0:34.94 [9] (0:11.73)	0:23.21 [7] (0:11.33)	0:11.88 [4] (0:11.88)
Average Speed [km/h]	52.4	66.0	61.5	63.5	60.8
Top Speed [km/h]	68.2	68.4	62.6	64.4	63.7
Avg. Dist. to Rail [m]	1.8	0.9	0.4	2.0	4.2
Avg. Stride Freq. [Hz]	2.6	2.5	2.4	2.5	2.5
Avg. Stride Length [m]	6.3	7.4	7.2	7.2	6.9



[] Ranking at each section and finish
 -:-:- No data available at this section
 NA No data available

Horse/Jockey Name	Little Vista/Bella Youngberry
Finish Rank	5
Fastest Section Time (Section)	0:10.90 (800-600)
Top Speed [km/h] (Section)	68.1 (800-600)
Race State	Finished



Sunshine Coast QLD

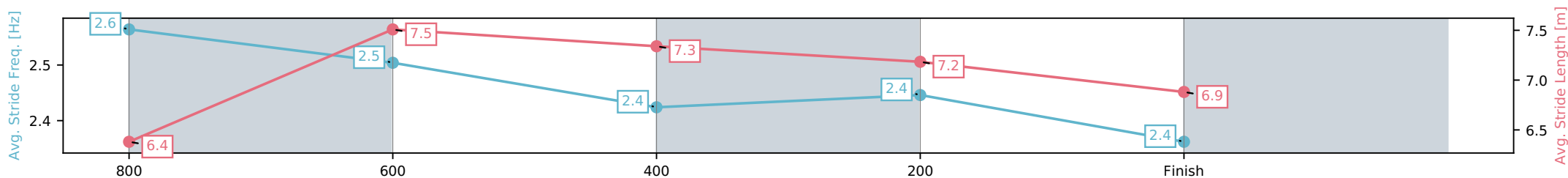
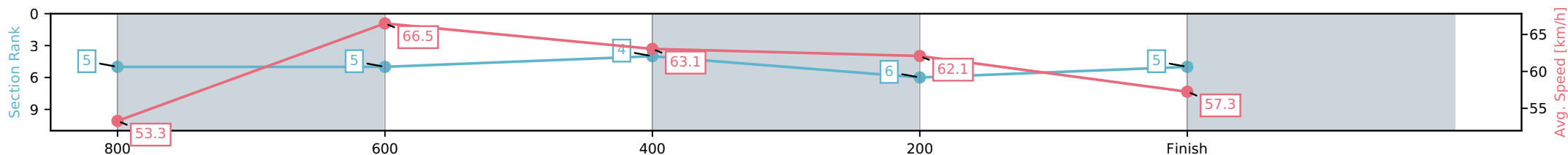
Race 6: PROLIQUOR Colts, Geldings & Entires BENCHMARK
58 Handicap - 1000m



12 April 2026 - 3:30PM

Track Rating: Soft 5, Weather: Fine, Rail Position: +12m Entire Circuit

Section	L1000	L800	L600	L400	L200
Section Times	1:00.02 (0:13.61)	0:46.41 [5] (0:10.90)	0:35.50 [4] (0:11.39)	0:24.12 [6] (0:11.60)	0:12.52 [5] (0:12.52)
Average Speed [km/h]	53.3	66.5	63.1	62.1	57.3
Top Speed [km/h]	67.6	68.1	63.9	64.1	60.5
Avg. Dist. to Rail [m]	4.4	1.9	0.6	1.1	2.1
Avg. Stride Freq. [Hz]	2.6	2.5	2.4	2.4	2.4
Avg. Stride Length [m]	6.4	7.5	7.3	7.2	6.9



- [] Ranking at each section and finish
- :-:- No data available at this section
- NA No data available

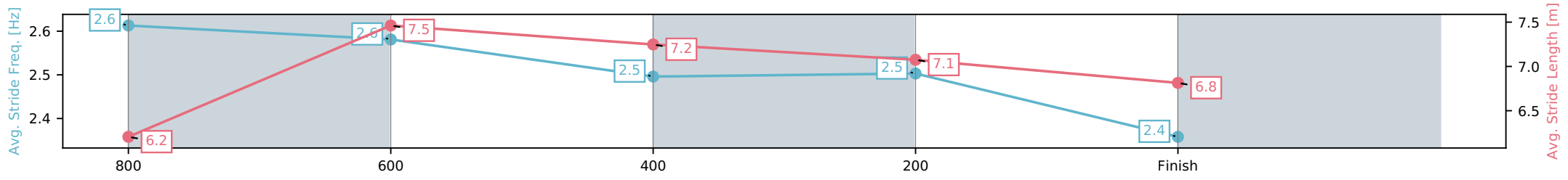
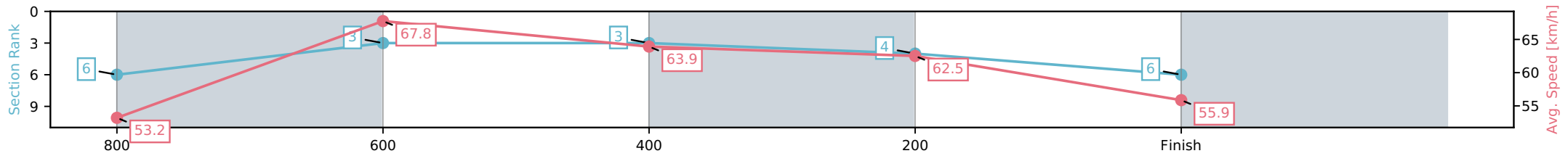
Horse/Jockey Name	Zanjeer/Ben Thompson
Finish Rank	6
Fastest Section Time (Section)	0:10.80 (800-600)
Top Speed [km/h] (Section)	69.7 (800-600)
Race State	Finished



Sunshine Coast QLD
 Race 6: PROLIQUOR Colts, Geldings & Entires BENCHMARK
 58 Handicap - 1000m
 12 April 2026 - 3:30PM
 Track Rating: Soft 5, Weather: Fine, Rail Position: +12m Entire Circuit



Section	L1000	L800	L600	L400	L200
Section Times	1:00.20 (0:13.65)	0:46.55 [3] (0:10.80)	0:35.76 [3] (0:11.32)	0:24.44 [4] (0:11.53)	0:12.91 [6] (0:12.91)
Average Speed [km/h]	53.2	67.8	63.9	62.5	55.9
Top Speed [km/h]	69.5	69.7	65.8	63.8	60.0
Avg. Dist. to Rail [m]	7.4	4.2	1.1	0.5	0.3
Avg. Stride Freq. [Hz]	2.6	2.6	2.5	2.5	2.4
Avg. Stride Length [m]	6.2	7.5	7.2	7.1	6.8



[] Ranking at each section and finish
 -:-:- No data available at this section
 NA No data available

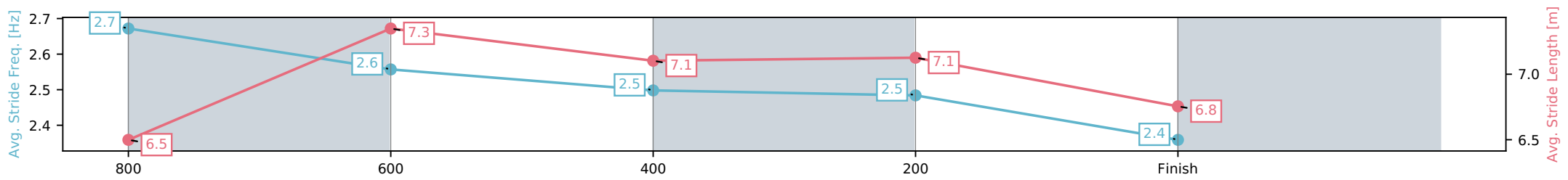
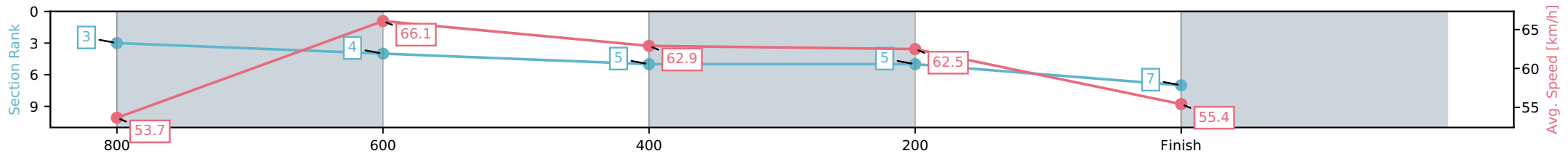
Horse/Jockey Name	Darth Invader/Kyle Wilson-Taylor
Finish Rank	7
Fastest Section Time (Section)	0:10.92 (800-600)
Top Speed [km/h] (Section)	69.6 (1000 - 800)
Race State	Finished



Sunshine Coast QLD
 Race 6: PROLIQUOR Colts, Geldings & Entires BENCHMARK
 58 Handicap - 1000m
 12 April 2026 - 3:30PM
 Track Rating: Soft 5, Weather: Fine, Rail Position: +12m Entire Circuit



Section	L1000	L800	L600	L400	L200
Section Times	1:00.36 (0:13.53)	0:46.83 [4] (0:10.92)	0:35.91 [5] (0:11.47)	0:24.44 [5] (0:11.53)	0:12.91 [7] (0:12.91)
Average Speed [km/h]	53.7	66.1	62.9	62.5	55.4
Top Speed [km/h]	69.6	69.3	63.9	63.7	58.6
Avg. Dist. to Rail [m]	5.2	0.9	0.6	0.5	0.3
Avg. Stride Freq. [Hz]	2.7	2.6	2.5	2.5	2.4
Avg. Stride Length [m]	6.5	7.3	7.1	7.1	6.8



[] Ranking at each section and finish
 -:-:- No data available at this section
 NA No data available

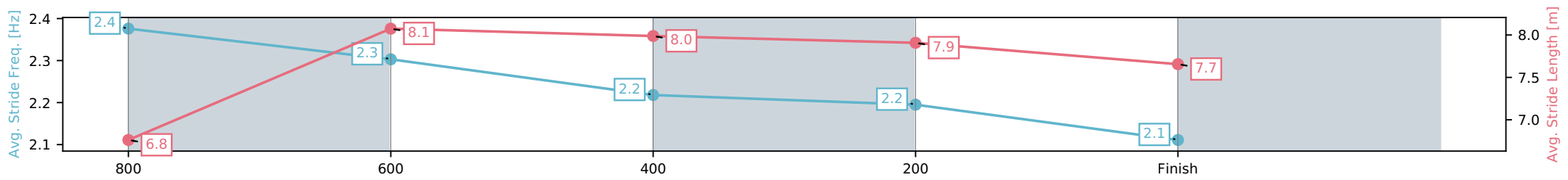
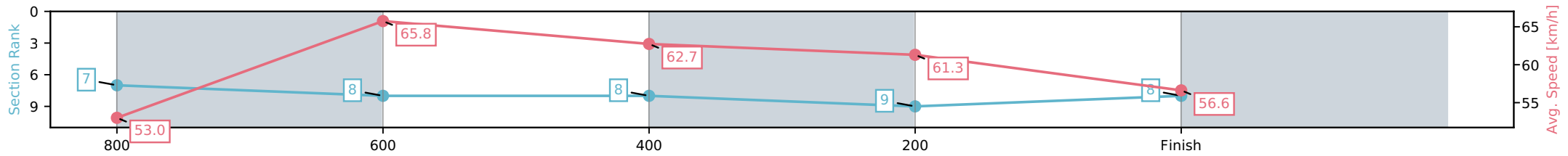
Horse/Jockey Name	Babalola/Ashley Butler
Finish Rank	8
Fastest Section Time (Section)	0:11.05 (800-600)
Top Speed [km/h] (Section)	67.0 (1000 - 800)
Race State	Finished



Sunshine Coast QLD
 Race 6: PROLIQUOR Colts, Geldings & Entires BENCHMARK
 58 Handicap - 1000m
 12 April 2026 - 3:30PM
 Track Rating: Soft 5, Weather: Fine, Rail Position: +12m Entire Circuit



Section	L1000	L800	L600	L400	L200
Section Times	1:00.80 (0:13.69)	0:47.11 [8] (0:11.05)	0:36.05 [8] (0:11.53)	0:24.52 [9] (0:11.76)	0:12.76 [8] (0:12.76)
Average Speed [km/h]	53.0	65.8	62.7	61.3	56.6
Top Speed [km/h]	67.0	66.8	64.2	63.1	59.0
Avg. Dist. to Rail [m]	3.8	2.5	1.1	2.2	2.3
Avg. Stride Freq. [Hz]	2.4	2.3	2.2	2.2	2.1
Avg. Stride Length [m]	6.8	8.1	8.0	7.9	7.7



[] Ranking at each section and finish
 -:-:- No data available at this section
 NA No data available

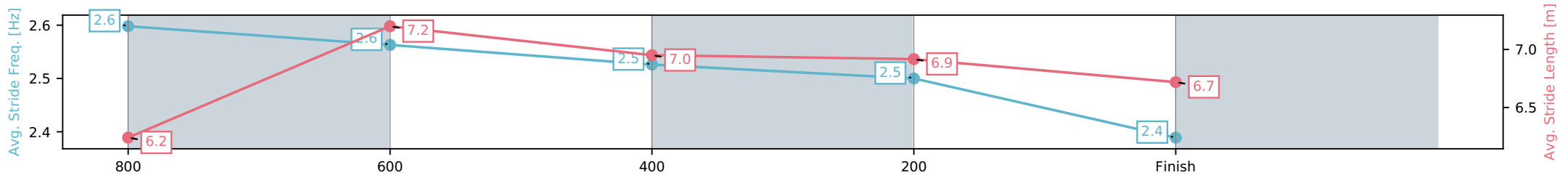
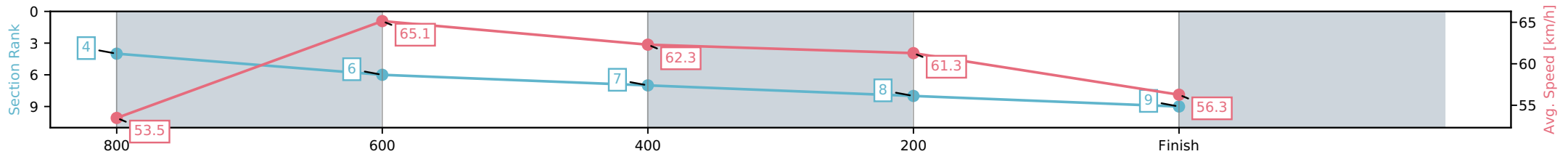
Horse/Jockey Name	Hell Of A Lad/Jett Newman
Finish Rank	9
Fastest Section Time (Section)	0:11.12 (800-600)
Top Speed [km/h] (Section)	69.2 (1000 - 800)
Race State	Finished



Sunshine Coast QLD
 Race 6: PROLIQUOR Colts, Geldings & Entires BENCHMARK
 58 Handicap - 1000m
 12 April 2026 - 3:30PM
 Track Rating: Soft 5, Weather: Fine, Rail Position: +12m Entire Circuit



Section	L1000	L800	L600	L400	L200
Section Times	1:00.84 (0:13.58)	0:47.26 [6] (0:11.12)	0:36.15 [7] (0:11.54)	0:24.61 [8] (0:11.73)	0:12.88 [9] (0:12.88)
Average Speed [km/h]	53.5	65.1	62.3	61.3	56.3
Top Speed [km/h]	69.2	68.8	62.9	63.9	59.1
Avg. Dist. to Rail [m]	2.4	1.4	0.6	0.2	0.3
Avg. Stride Freq. [Hz]	2.6	2.6	2.5	2.5	2.4
Avg. Stride Length [m]	6.2	7.2	7.0	6.9	6.7



[] Ranking at each section and finish
 -:-:- No data available at this section
 NA No data available



Sunshine Coast QLD - Race 7: SOMMER'S FUEL SUPPLIES Class 1 Plate - 1400m 12 April 2026 - 4:09PM



Track Rating: Soft 5, Weather: Fine, Rail Position: +12m Entire Circuit

Field Times (Race Tempo) 1:25.24 (0:13.53) 1:11.71 (0:10.63) 1:01.07 (0:11.44) 0:49.63 (0:12.31) 0:37.31 (0:12.26) 0:25.05 (0:12.24) 0:12.81 (0:12.81)

Rank	TAB#	Horse	Overall Time	First 400m	Top Speed km/h (Section)	L1400	L1200	L1000	L800	L600	L400	L200	
	(BAR#)	Jockey	Margin (DT-W)	Last 600m	Fastest Section (Time)	Start - 1200	1200 - 1000	1000 - 800	800 - 600	600 - 400	400 - 200	200 - Finish	
1	6	Kozak Prince	1:25.24	0:24.67	68.3 (1200-1000)	1:25.24	1:11.39 [4]	1:00.58 [4]	0:49.08 [5]	0:36.80 [5]	0:24.58 [4]	0:12.73 [2]	
	(3)	Jake Bayliss		0:36.80	1200-1000 (0:10.82)	(0:13.85)	(0:10.82)	(0:11.49)	(0:12.28)	(0:12.22)	(0:11.85)	(0:12.73)	
2	4	Mr Bubbaluski	1:25.59	0:24.17	69.3 (1200-1000)	1:25.59	1:12.05 [2]	1:01.42 [1]	0:49.98 [1]	0:37.66 [1]	0:25.40 [1]	0:13.16 [1]	
	(6)	Cejay Graham	2.1L (+2)	0:37.66	1200-1000 (0:10.63)	(0:13.54)	(0:10.63)	(0:11.44)	(0:12.32)	(0:12.26)	(0:12.24)	(0:13.16)	
3	1	Advance To Jaffa	1:26.03	0:24.98	66.1 (1200-1000)	1:26.03	1:12.03 [7]	1:01.06 [7]	0:49.55 [7]	0:37.39 [7]	0:25.07 [7]	0:12.89 [5]	
	(1)	Ashley Butler	4.7L (-1)	0:37.39	1200-1000 (0:10.98)	(0:14.00)	(0:10.98)	(0:11.50)	(0:12.16)	(0:12.32)	(0:12.18)	(0:12.89)	
4	9	Midnight Miracle	1:26.45	0:24.84	67.4 (1200-1000)	1:26.45	1:12.45 [6]	1:01.62 [6]	0:50.14 [6]	0:37.90 [6]	0:25.58 [6]	0:13.26 [6]	
	(5)	Bella Youngberry	7.2L (+3)	0:37.90	1200-1000 (0:10.84)	(0:14.00)	(0:10.84)	(0:11.48)	(0:12.24)	(0:12.32)	(0:12.32)	(0:13.26)	
5	10	Private Showtime	1:26.51	0:24.30	68.7 (1200-1000)	1:26.51	1:12.98 [1]	1:02.21 [2]	0:50.73 [2]	0:38.47 [2]	0:26.16 [2]	0:13.65 [3]	
	(8)	Dylan Turner	7.5L (+2)	0:38.47	1200-1000 (0:10.77)	(0:13.53)	(0:10.77)	(0:11.48)	(0:12.26)	(0:12.32)	(0:12.50)	(0:13.65)	
6	5	The Boss Man	1:26.55	0:24.33	69.5 (1200-1000)	1:26.55	1:12.94 [3]	1:02.22 [3]	0:50.64 [3]	0:38.36 [3]	0:26.00 [3]	0:13.54 [4]	
	(4)	Georgina Cartwright	7.7L (-1)	0:38.36	1200-1000 (0:10.72)	(0:13.61)	(0:10.72)	(0:11.58)	(0:12.28)	(0:12.36)	(0:12.46)	(0:13.54)	
7	12	Cafe Mocha	1:26.64	0:25.21	66.0 (1200-1000)	1:26.64	1:12.43 [8]	1:01.43 [9]	0:49.94 [9]	0:37.80 [9]	0:25.30 [10]	0:13.03 [10]	
	(2)	Chris Taylor	8.2L (+0)	0:37.80	1200-1000 (0:11.00)	(0:14.21)	(0:11.00)	(0:11.49)	(0:12.15)	(0:12.50)	(0:12.27)	(0:13.03)	
8	8	Kettlebell	1:26.74	0:25.16	66.6 (1200-1000)	1:26.74	1:12.48 [9]	1:01.58 [8]	0:50.13 [8]	0:37.99 [8]	0:25.62 [9]	0:13.15 [9]	
	(7)	Dale Smith	8.8L (+3)	0:37.99	1200-1000 (0:10.90)	(0:14.26)	(0:10.90)	(0:11.45)	(0:12.14)	(0:12.37)	(0:12.47)	(0:13.15)	
9	3	Gas Brigade	1:26.75	0:24.68	67.9 (1200-1000)	1:26.75	1:12.89 [5]	1:02.07 [5]	0:50.63 [4]	0:38.41 [4]	0:25.99 [5]	0:13.39 [8]	
	(10)	Daniel Moor	8.9L (+1)	0:38.41	1200-1000 (0:10.82)	(0:13.86)	(0:10.82)	(0:11.44)	(0:12.22)	(0:12.42)	(0:12.60)	(0:13.39)	
10	2	Albanian Beauty	1:26.84	0:25.47	66.7 (1200-1000)	1:26.84	1:12.36 [10]	1:01.38 [10]	0:50.00 [10]	0:37.96 [10]	0:25.82 [8]	0:13.55 [7]	
	(9)	Corey Sutherland	9.4L (+4)	0:37.96	1200-1000 (0:10.99)	(0:14.48)	(0:10.99)	(0:11.38)	(0:12.04)	(0:12.15)	(0:12.26)	(0:13.55)	

Scratched: Vandavelde (#7), State A Fact (#11)

Report Created: Sun 12 April 2026

(Note: Races are conducted over an approximate distance as close as possible to the advertised distance, and recorded data may vary accordingly. Official times refer to race times only and do not include handicap times.)

[] Position in running at each section and finish TAB# Saddle cloth number

-:--:-- No data available at this section

NA No data available

DNT Did not track

BAR# Barrier/Gate Position

DNF Did not finish

DT-W Distance travelled compared to winner in metres

Fastest split

Fastest section

Horse/Jockey Name	Kozak Prince/Jake Bayliss
Finish Rank	1
Fastest Section Time (Section)	0:10.82 (1200-1000)
Top Speed [km/h] (Section)	68.3 (1200-1000)
Race State	Finished



Sunshine Coast QLD

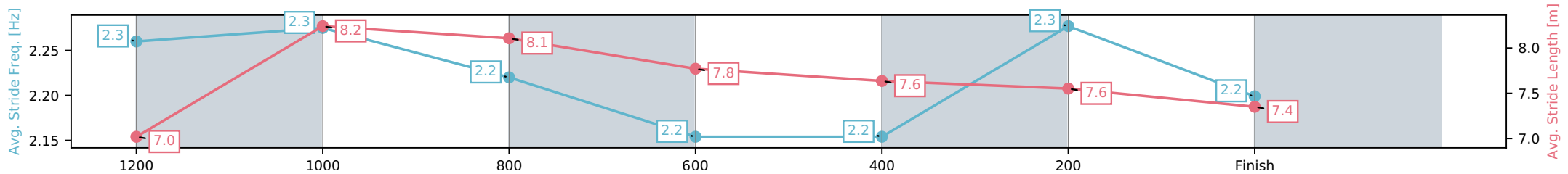
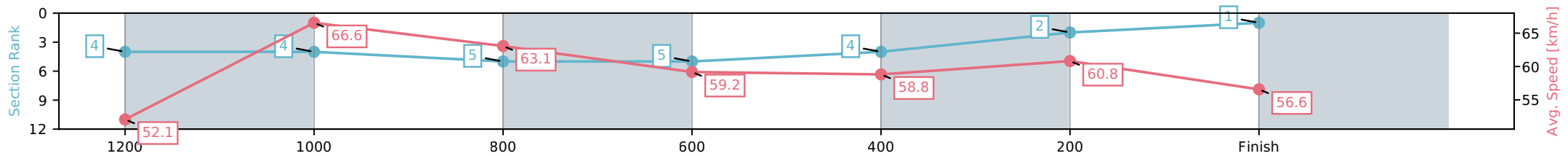
Race 7: SOMMER'S FUEL SUPPLIES Class 1 Plate - 1400m



12 April 2026 - 4:09PM

Track Rating: Soft 5, Weather: Fine, Rail Position: +12m Entire Circuit

Section	L1400	L1200	L1000	L800	L600	L400	L200
Section Times	1:25.24 (0:13.85)	1:11.39 [4] (0:10.82)	1:00.58 [5] (0:11.49)	0:49.08 [5] (0:12.28)	0:36.80 [4] (0:12.22)	0:24.58 [2] (0:11.85)	0:12.73 [1] (0:12.73)
Average Speed [km/h]	52.1	66.6	63.1	59.2	58.8	60.8	56.6
Top Speed [km/h]	67.4	68.3	64.8	60.3	60.2	62.1	59.3
Avg. Dist. to Rail [m]	4.5	3.0	2.5	1.4	0.3	1.8	0.7
Avg. Stride Freq. [Hz]	2.3	2.3	2.2	2.2	2.2	2.3	2.2
Avg. Stride Length [m]	7.0	8.2	8.1	7.8	7.6	7.6	7.4



- [] Ranking at each section and finish
- :-:- No data available at this section
- NA No data available

Horse/Jockey Name	Mr Bubbaluski/Cejay Graham
Finish Rank	2
Fastest Section Time (Section)	0:10.63 (1200-1000)
Top Speed [km/h] (Section)	69.3 (1200-1000)
Race State	Finished



Sunshine Coast QLD

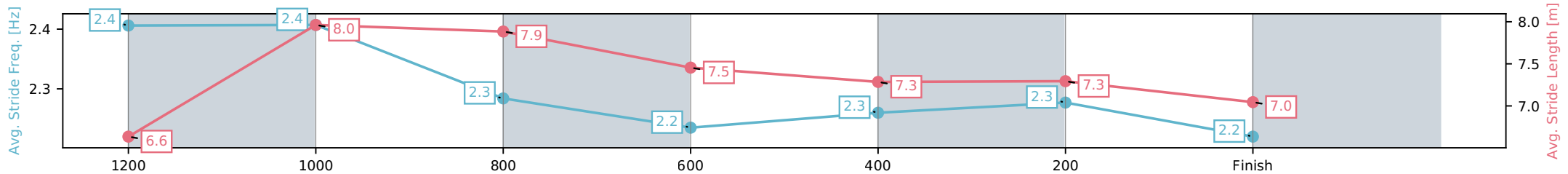
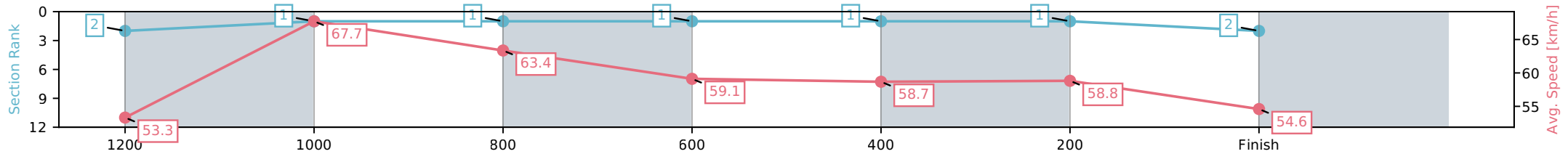
Race 7: SOMMER'S FUEL SUPPLIES Class 1 Plate - 1400m



12 April 2026 - 4:09PM

Track Rating: Soft 5, Weather: Fine, Rail Position: +12m Entire Circuit

Section	L1400	L1200	L1000	L800	L600	L400	L200
Section Times	1:25.59 (0:13.54)	1:12.05 [1] (0:10.63)	1:01.42 [1] (0:11.44)	0:49.98 [1] (0:12.32)	0:37.66 [1] (0:12.26)	0:25.40 [1] (0:12.24)	0:13.16 [2] (0:13.16)
Average Speed [km/h]	53.3	67.7	63.4	59.1	58.7	58.8	54.6
Top Speed [km/h]	68.8	69.3	66.2	61.0	59.1	59.5	57.4
Avg. Dist. to Rail [m]	6.9	3.6	2.8	1.6	0.3	0.4	0.8
Avg. Stride Freq. [Hz]	2.4	2.4	2.3	2.2	2.3	2.3	2.2
Avg. Stride Length [m]	6.6	8.0	7.9	7.5	7.3	7.3	7.0



[] Ranking at each section and finish
 -:-:- No data available at this section
 NA No data available

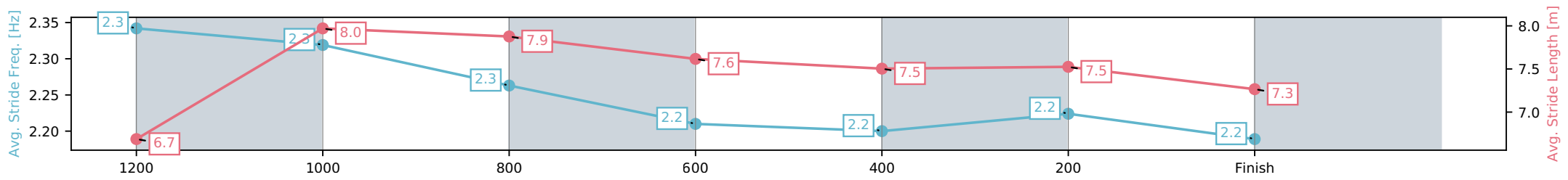
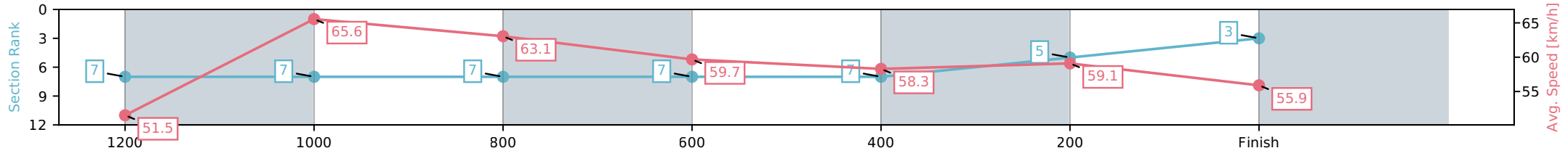
Horse/Jockey Name	Advance To Jaffa/Ashley Butler
Finish Rank	3
Fastest Section Time (Section)	0:10.98 (1200-1000)
Top Speed [km/h] (Section)	66.1 (1200-1000)
Race State	Finished



Sunshine Coast QLD
 Race 7: SOMMER'S FUEL SUPPLIES Class 1 Plate - 1400m
 12 April 2026 - 4:09PM
 Track Rating: Soft 5, Weather: Fine, Rail Position: +12m Entire Circuit



Section	L1400	L1200	L1000	L800	L600	L400	L200
Section Times	1:26.03 (0:14.00)	1:12.03 [7] (0:10.98)	1:01.06 [7] (0:11.50)	0:49.55 [7] (0:12.16)	0:37.39 [7] (0:12.32)	0:25.07 [5] (0:12.18)	0:12.89 [3] (0:12.89)
Average Speed [km/h]	51.5	65.6	63.1	59.7	58.3	59.1	55.9
Top Speed [km/h]	65.8	66.1	64.1	61.3	59.4	60.1	57.9
Avg. Dist. to Rail [m]	2.7	2.5	2.2	1.3	0.4	0.2	1.5
Avg. Stride Freq. [Hz]	2.3	2.3	2.3	2.2	2.2	2.2	2.2
Avg. Stride Length [m]	6.7	8.0	7.9	7.6	7.5	7.5	7.3



[] Ranking at each section and finish
 -:-:- No data available at this section
 NA No data available

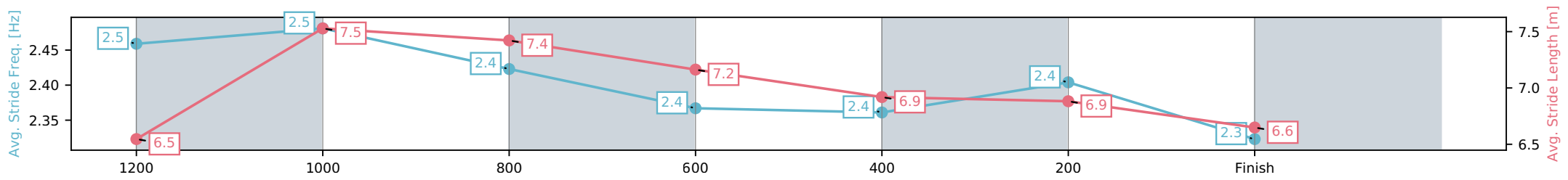
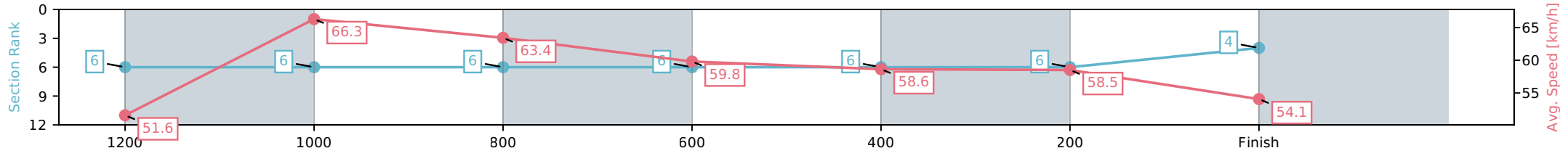
Horse/Jockey Name	Midnight Miracle/Bella Youngberry
Finish Rank	4
Fastest Section Time (Section)	0:10.84 (1200-1000)
Top Speed [km/h] (Section)	67.4 (1200-1000)
Race State	Finished



Sunshine Coast QLD
 Race 7: SOMMER'S FUEL SUPPLIES Class 1 Plate - 1400m
 12 April 2026 - 4:09PM
 Track Rating: Soft 5, Weather: Fine, Rail Position: +12m Entire Circuit



Section	L1400	L1200	L1000	L800	L600	L400	L200
Section Times	1:26.45 (0:14.00)	1:12.45 [6] (0:10.84)	1:01.62 [6] (0:11.48)	0:50.14 [6] (0:12.24)	0:37.90 [6] (0:12.32)	0:25.58 [6] (0:12.32)	0:13.26 [4] (0:13.26)
Average Speed [km/h]	51.6	66.3	63.4	59.8	58.6	58.5	54.1
Top Speed [km/h]	66.1	67.4	64.5	61.4	59.5	59.7	56.8
Avg. Dist. to Rail [m]	6.3	4.1	3.4	2.5	1.1	2.9	2.4
Avg. Stride Freq. [Hz]	2.5	2.5	2.4	2.4	2.4	2.4	2.3
Avg. Stride Length [m]	6.5	7.5	7.4	7.2	6.9	6.9	6.6



[] Ranking at each section and finish
 -:-:- No data available at this section
 NA No data available

Horse/Jockey Name	Private Showtime/Dylan Turner
Finish Rank	5
Fastest Section Time (Section)	0:10.77 (1200-1000)
Top Speed [km/h] (Section)	68.7 (1200-1000)
Race State	Finished



Sunshine Coast QLD

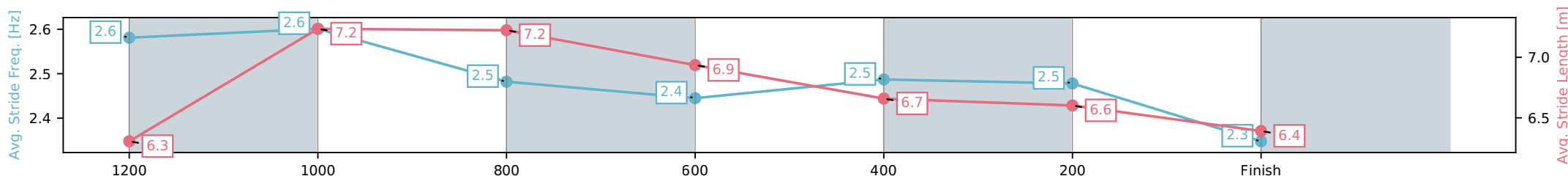
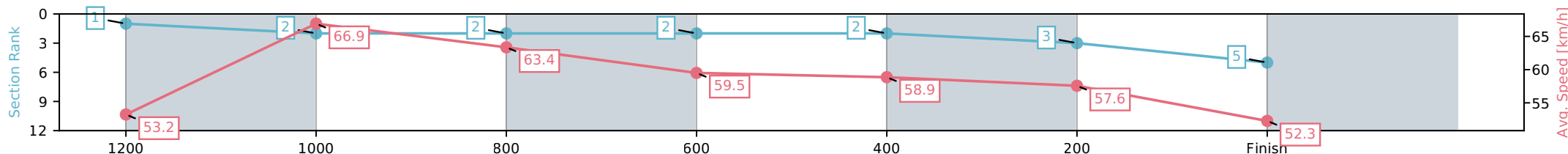
Race 7: SOMMER'S FUEL SUPPLIES Class 1 Plate - 1400m



12 April 2026 - 4:09PM

Track Rating: Soft 5, Weather: Fine, Rail Position: +12m Entire Circuit

Section	L1400	L1200	L1000	L800	L600	L400	L200
Section Times	1:26.51 (0:13.53)	1:12.98 [2] (0:10.77)	1:02.21 [2] (0:11.48)	0:50.73 [2] (0:12.26)	0:38.47 [2] (0:12.32)	0:26.16 [3] (0:12.50)	0:13.65 [5] (0:13.65)
Average Speed [km/h]	53.2	66.9	63.4	59.5	58.9	57.6	52.3
Top Speed [km/h]	68.3	68.7	65.3	61.0	59.1	59.3	55.0
Avg. Dist. to Rail [m]	8.1	4.6	3.7	2.4	1.1	1.4	0.8
Avg. Stride Freq. [Hz]	2.6	2.6	2.5	2.4	2.5	2.5	2.3
Avg. Stride Length [m]	6.3	7.2	7.2	6.9	6.7	6.6	6.4



- [] Ranking at each section and finish
- :-:- No data available at this section
- NA No data available

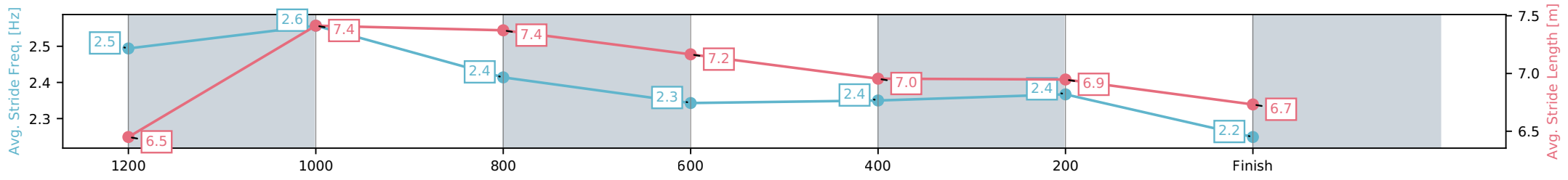
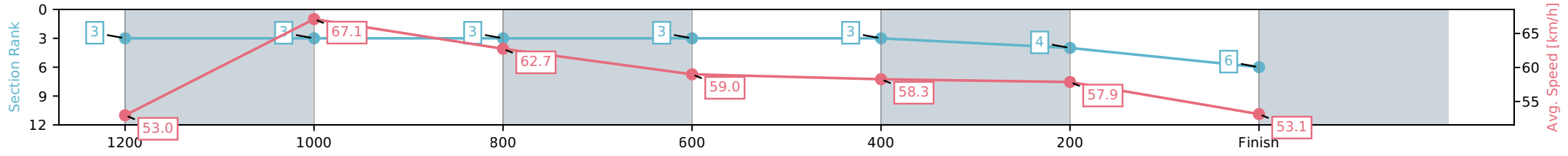
Horse/Jockey Name	The Boss Man/Georgina Cartwright
Finish Rank	6
Fastest Section Time (Section)	0:10.72 (1200-1000)
Top Speed [km/h] (Section)	69.5 (1200-1000)
Race State	Finished



Sunshine Coast QLD
 Race 7: SOMMER'S FUEL SUPPLIES Class 1 Plate - 1400m
 12 April 2026 - 4:09PM
 Track Rating: Soft 5, Weather: Fine, Rail Position: +12m Entire Circuit



Section	L1400	L1200	L1000	L800	L600	L400	L200
Section Times	1:26.55 (0:13.61)	1:12.94 [3] (0:10.72)	1:02.22 [3] (0:11.58)	0:50.64 [3] (0:12.28)	0:38.36 [3] (0:12.36)	0:26.00 [4] (0:12.46)	0:13.54 [6] (0:13.54)
Average Speed [km/h]	53.0	67.1	62.7	59.0	58.3	57.9	53.1
Top Speed [km/h]	68.0	69.5	64.9	60.3	58.7	60.1	55.2
Avg. Dist. to Rail [m]	4.9	2.5	2.5	1.3	0.2	0.2	0.4
Avg. Stride Freq. [Hz]	2.5	2.6	2.4	2.3	2.4	2.4	2.2
Avg. Stride Length [m]	6.5	7.4	7.4	7.2	7.0	6.9	6.7



[] Ranking at each section and finish
 -:-:- No data available at this section
 NA No data available

Horse/Jockey Name	Cafe Mocha/Chris Taylor
Finish Rank	7
Fastest Section Time (Section)	0:11.00 (1200-1000)
Top Speed [km/h] (Section)	66.0 (1200-1000)
Race State	Finished



Sunshine Coast QLD

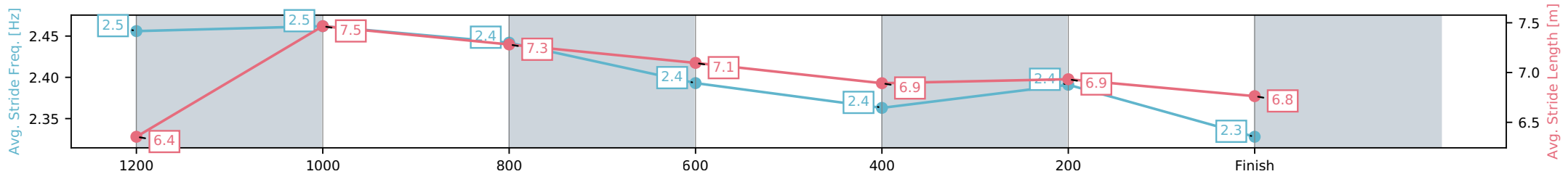
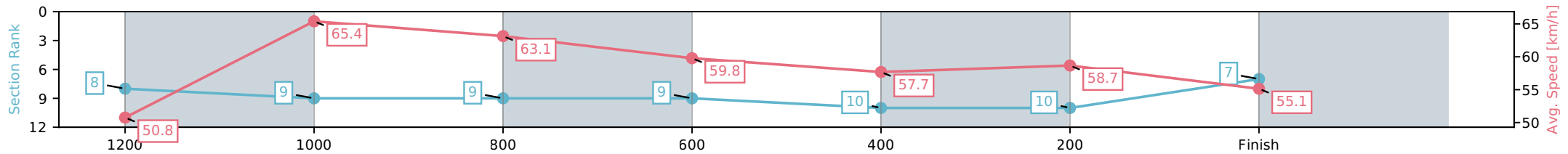
Race 7: SOMMER'S FUEL SUPPLIES Class 1 Plate - 1400m

12 April 2026 - 4:09PM



Track Rating: Soft 5, Weather: Fine, Rail Position: +12m Entire Circuit

Section	L1400	L1200	L1000	L800	L600	L400	L200
Section Times	1:26.64 (0:14.21)	1:12.43 [9] (0:11.00)	1:01.43 [9] (0:11.49)	0:49.94 [9] (0:12.15)	0:37.80 [10] (0:12.50)	0:25.30 [10] (0:12.27)	0:13.03 [7] (0:13.03)
Average Speed [km/h]	50.8	65.4	63.1	59.8	57.7	58.7	55.1
Top Speed [km/h]	65.3	66.0	64.4	61.8	58.7	59.6	58.1
Avg. Dist. to Rail [m]	3.5	2.7	2.4	1.5	0.3	1.3	1.0
Avg. Stride Freq. [Hz]	2.5	2.5	2.4	2.4	2.4	2.4	2.3
Avg. Stride Length [m]	6.4	7.5	7.3	7.1	6.9	6.9	6.8



- [] Ranking at each section and finish
- :-:- No data available at this section
- NA No data available

Horse/Jockey Name	Kettlebell/Dale Smith
Finish Rank	8
Fastest Section Time (Section)	0:10.90 (1200-1000)
Top Speed [km/h] (Section)	66.6 (1200-1000)
Race State	Finished



Sunshine Coast QLD

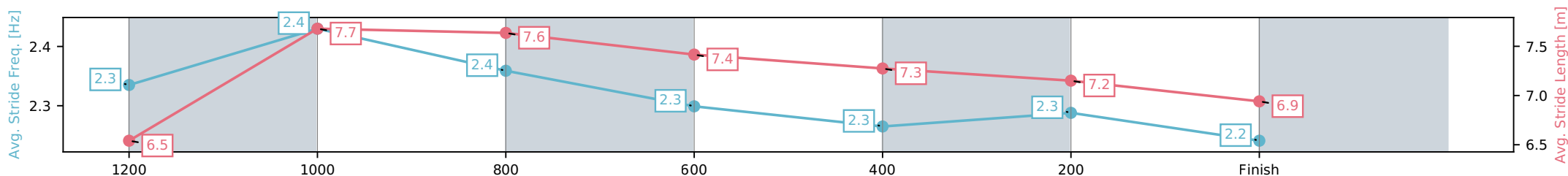
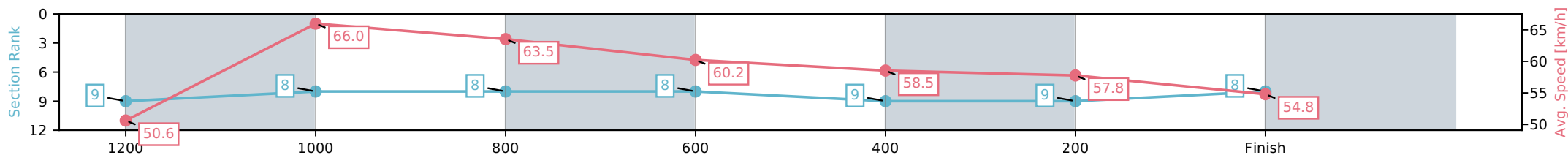
Race 7: SOMMER'S FUEL SUPPLIES Class 1 Plate - 1400m



12 April 2026 - 4:09PM

Track Rating: Soft 5, Weather: Fine, Rail Position: +12m Entire Circuit

Section	L1400	L1200	L1000	L800	L600	L400	L200
Section Times	1:26.74 (0:14.26)	1:12.48 [8] (0:10.90)	1:01.58 [8] (0:11.45)	0:50.13 [8] (0:12.14)	0:37.99 [9] (0:12.37)	0:25.62 [9] (0:12.47)	0:13.15 [8] (0:13.15)
Average Speed [km/h]	50.6	66.0	63.5	60.2	58.5	57.8	54.8
Top Speed [km/h]	65.3	66.6	65.2	62.2	59.4	59.0	56.8
Avg. Dist. to Rail [m]	6.7	3.8	3.6	2.5	1.2	2.4	3.1
Avg. Stride Freq. [Hz]	2.3	2.4	2.4	2.3	2.3	2.3	2.2
Avg. Stride Length [m]	6.5	7.7	7.6	7.4	7.3	7.2	6.9



- [] Ranking at each section and finish
- :-:- No data available at this section
- NA No data available

Horse/Jockey Name	Gas Brigade/Daniel Moor
Finish Rank	9
Fastest Section Time (Section)	0:10.82 (1200-1000)
Top Speed [km/h] (Section)	67.9 (1200-1000)
Race State	Finished



Sunshine Coast QLD

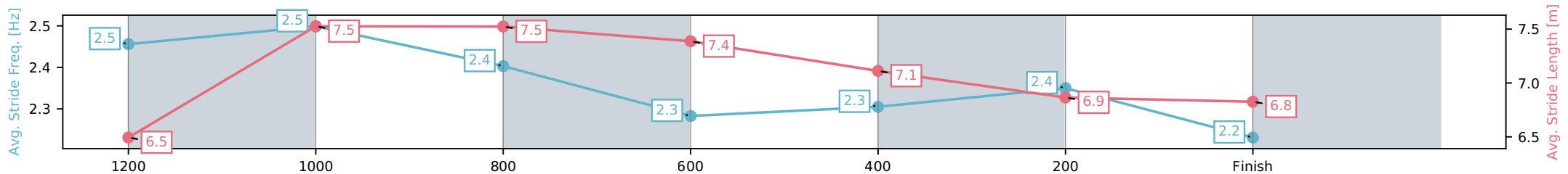
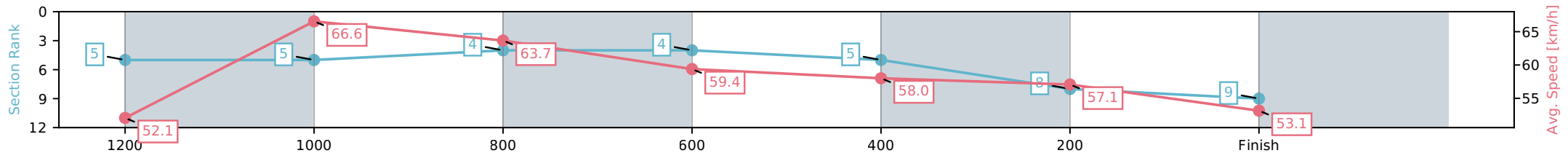
Race 7: SOMMER'S FUEL SUPPLIES Class 1 Plate - 1400m

12 April 2026 - 4:09PM



Track Rating: Soft 5, Weather: Fine, Rail Position: +12m Entire Circuit

Section	L1400	L1200	L1000	L800	L600	L400	L200
Section Times	1:26.75 (0:13.86)	1:12.89 [5] (0:10.82)	1:02.07 [4] (0:11.44)	0:50.63 [4] (0:12.22)	0:38.41 [5] (0:12.42)	0:25.99 [8] (0:12.60)	0:13.39 [9] (0:13.39)
Average Speed [km/h]	52.1	66.6	63.7	59.4	58.0	57.1	53.1
Top Speed [km/h]	67.1	67.9	66.2	60.4	59.1	59.0	56.5
Avg. Dist. to Rail [m]	9.0	4.7	3.7	1.5	0.2	0.8	1.5
Avg. Stride Freq. [Hz]	2.5	2.5	2.4	2.3	2.3	2.4	2.2
Avg. Stride Length [m]	6.5	7.5	7.5	7.4	7.1	6.9	6.8



- [] Ranking at each section and finish
- :-:- No data available at this section
- NA No data available

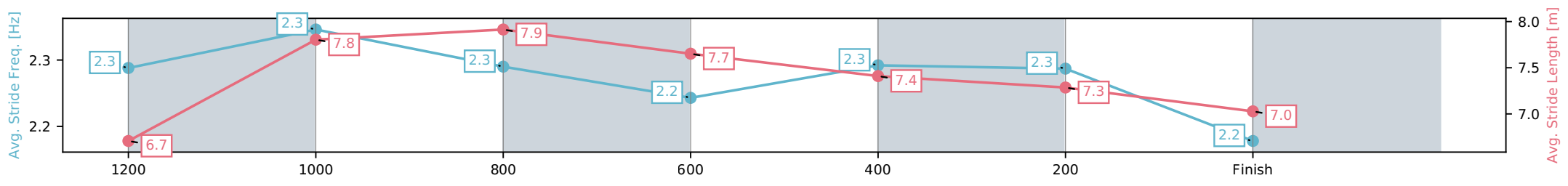
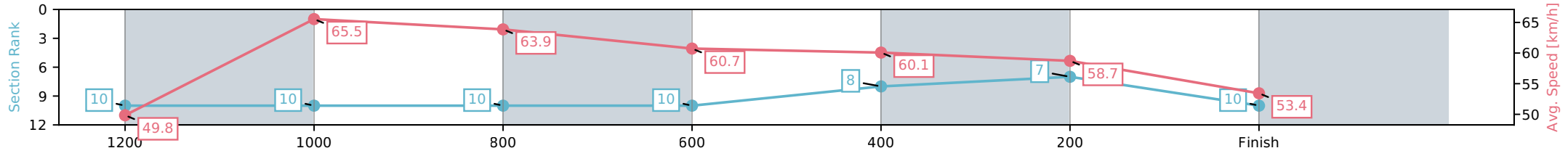
Horse/Jockey Name	Albanian Beauty/Corey Sutherland
Finish Rank	10
Fastest Section Time (Section)	0:10.99 (1200-1000)
Top Speed [km/h] (Section)	66.7 (1200-1000)
Race State	Finished



Sunshine Coast QLD
 Race 7: SOMMER'S FUEL SUPPLIES Class 1 Plate - 1400m
 12 April 2026 - 4:09PM
 Track Rating: Soft 5, Weather: Fine, Rail Position: +12m Entire Circuit



Section	L1400	L1200	L1000	L800	L600	L400	L200
Section Times	1:26.84 (0:14.48)	1:12.36 [10] (0:10.99)	1:01.38 [10] (0:11.38)	0:50.00 [10] (0:12.04)	0:37.96 [8] (0:12.15)	0:25.82 [7] (0:12.26)	0:13.55 [10] (0:13.55)
Average Speed [km/h]	49.8	65.5	63.9	60.7	60.1	58.7	53.4
Top Speed [km/h]	62.4	66.7	65.0	62.2	60.8	61.2	56.9
Avg. Dist. to Rail [m]	7.7	3.3	3.2	2.7	2.3	4.4	4.5
Avg. Stride Freq. [Hz]	2.3	2.3	2.3	2.2	2.3	2.3	2.2
Avg. Stride Length [m]	6.7	7.8	7.9	7.7	7.4	7.3	7.0



[] Ranking at each section and finish
 -:-:- No data available at this section
 NA No data available



Sunshine Coast QLD -

Race 8: COAST 2 COAST EARTHMOVING BENCHMARK 70 Handicap - 1200m

12 April 2026 - 4:44PM



Track Rating: Soft 5, Weather: Fine, Rail Position: +12m Entire Circuit

Field Times (Race Tempo) 1:12.29 0:58.89 0:47.65 0:35.66 0:23.80 0:12.10
 (0:13.40) (0:11.24) (0:11.99) (0:11.85) (0:11.71) (0:12.10)

Rank	TAB#	Horse	Overall Time	First 400m	Top Speed km/h (Section)	L1200	L1000	L800	L600	L400	L200		
	(BAR#)	Jockey	Margin (DT-W)	Last 600m	Fastest Section (Time)	Start - 1000	1000 - 800	800 - 600	600 - 400	400 - 200	200 - Finish		
1	5	Blakemore Avenue	1:12.29	0:24.97	65.2 (1200 - 1000)	1:12.29	0:58.65 [3]	0:47.33 [3]	0:35.42 [3]	0:23.56 [3]	0:12.10 [1]		
	(3)	Ben Thompson		0:35.42	1000-800 (0:11.33)	(0:13.64)	(0:11.33)	(0:11.90)	(0:11.86)	(0:11.46)	(0:12.10)		
2	7	Capital Heart	1:12.72	0:24.88	66.2 (1200 - 1000)	1:12.72	0:59.15 [2]	0:47.84 [2]	0:35.94 [2]	0:24.06 [2]	0:12.47 [3]		
	(7)	Tahlia Fenlon	2.5L (+1)	0:35.94	1000-800 (0:11.31)	(0:13.57)	(0:11.31)	(0:11.90)	(0:11.88)	(0:11.59)	(0:12.47)		
3	8	Hurricane Lu	1:12.73	0:25.49	64.5 (1000-800)	1:12.73	0:58.65 [6]	0:47.24 [6]	0:35.48 [6]	0:23.64 [5]	0:12.19 [4]		
	(6)	Angela Jones	2.6L (+3)	0:35.49	1000-800 (0:11.41)	(0:14.08)	(0:11.41)	(0:11.76)	(0:11.84)	(0:11.46)	(0:12.19)		
4	2	Amore Veloce	1:12.89	0:24.64	67.8 (1000-800)	1:12.89	0:59.49 [1]	0:48.25 [1]	0:36.26 [1]	0:24.40 [1]	0:12.69 [2]		
	(9)	Chelsea Baker	3.5L (+3)	0:36.25	1000-800 (0:11.24)	(0:13.40)	(0:11.24)	(0:11.99)	(0:11.85)	(0:11.71)	(0:12.69)		
5	4	Le Chocolat	1:12.93	0:25.20	64.9 (1200 - 1000)	1:12.93	0:59.09 [4]	0:47.72 [4]	0:35.90 [4]	0:23.97 [4]	0:12.38 [5]		
	(5)	Jett Newman	3.8L (+2)	0:35.90	1000-800 (0:11.36)	(0:13.84)	(0:11.36)	(0:11.82)	(0:11.93)	(0:11.59)	(0:12.38)		
6	1	Downey	1:12.96	0:25.91	64.2 (1000-800)	1:12.96	0:58.62 [9]	0:47.05 [9]	0:35.37 [9]	0:23.62 [9]	0:12.19 [8]		
	(8)	Ashley Butler	3.9L (+2)	0:35.37	400-200 (0:11.43)	(0:14.34)	(0:11.57)	(0:11.68)	(0:11.75)	(0:11.43)	(0:12.19)		
7	3	Holy Flash	1:12.97	0:25.77	64.3 (1000-800)	1:12.97	0:58.75 [7]	0:47.20 [8]	0:35.51 [8]	0:23.70 [7]	0:12.31 [6]		
	(4)	Corey Sutherland	4.0L (+3)	0:35.51	400-200 (0:11.39)	(0:14.22)	(0:11.55)	(0:11.69)	(0:11.81)	(0:11.39)	(0:12.31)		
8	12	Zingalong	1:13.13	0:25.25	65.5 (1200 - 1000)	1:13.13	0:59.19 [5]	0:47.88 [5]	0:35.92 [5]	0:24.03 [6]	0:12.44 [7]		
	(1)	Kayla Johnston	5.0L (+4)	0:35.93	1000-800 (0:11.31)	(0:13.94)	(0:11.31)	(0:11.95)	(0:11.90)	(0:11.59)	(0:12.44)		
9	10	Boom Boom Bella	1:13.47	0:25.65	64.4 (1000-800)	1:13.47	0:59.21 [8]	0:47.81 [7]	0:36.07 [7]	0:24.18 [8]	0:12.44 [9]		
	(2)	Georgina Cartwright	6.9L (+0)	0:36.07	1000-800 (0:11.39)	(0:14.26)	(0:11.39)	(0:11.74)	(0:11.89)	(0:11.74)	(0:12.44)		

Scratched: Chinchilla Ahead (#6), Ritualize (#9), For Better (#11)

Report Created: Sun 12 April 2026

(Note: Races are conducted over an approximate distance as close as possible to the advertised distance, and recorded data may vary accordingly. Official times refer to race times only and do not include handicap times.)

[] Position in running at each section and finish TAB# Saddle cloth number

Fastest split

-:--:-- No data available at this section

BAR# Barrier/Gate Position

Fastest section

NA No data available

DNF Did not finish

DNT Did not track

DT-W Distance travelled compared to winner in metres

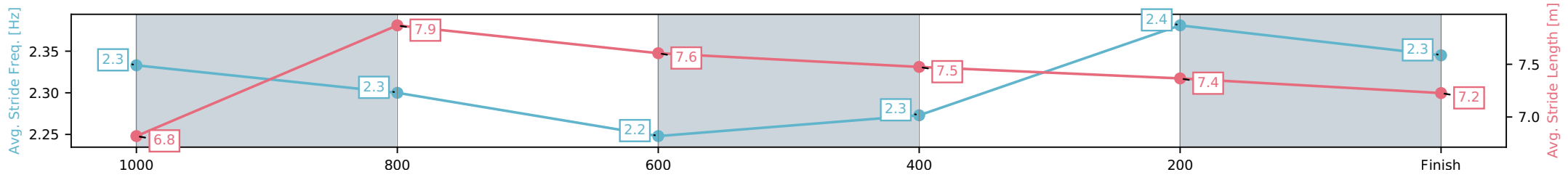
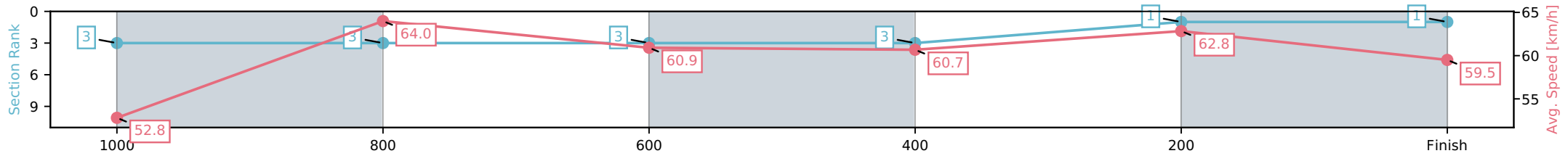
Horse/Jockey Name	Blakemore Avenue/Ben Thompson
Finish Rank	1
Fastest Section Time (Section)	0:11.33 (1000-800)
Top Speed [km/h] (Section)	65.2 (1200 - 1000)
Race State	Finished



Sunshine Coast QLD
 Race 8: COAST 2 COAST EARTHMOVING BENCHMARK 70
 Handicap - 1200m
 12 April 2026 - 4:44PM
 Track Rating: Soft 5, Weather: Fine, Rail Position: +12m Entire Circuit



Section	L1200	L1000	L800	L600	L400	L200
Section Times	1:12.29 (0:13.64)	0:58.65 [3] (0:11.33)	0:47.33 [3] (0:11.90)	0:35.42 [3] (0:11.86)	0:23.56 [1] (0:11.46)	0:12.10 [1] (0:12.10)
Average Speed [km/h]	52.8	64.0	60.9	60.7	62.8	59.5
Top Speed [km/h]	65.2	65.1	61.9	61.0	63.5	62.9
Avg. Dist. to Rail [m]	4.1	2.4	1.3	0.3	1.3	2.2
Avg. Stride Freq. [Hz]	2.3	2.3	2.2	2.3	2.4	2.3
Avg. Stride Length [m]	6.8	7.9	7.6	7.5	7.4	7.2



[] Ranking at each section and finish
 -:-:- No data available at this section
 NA No data available

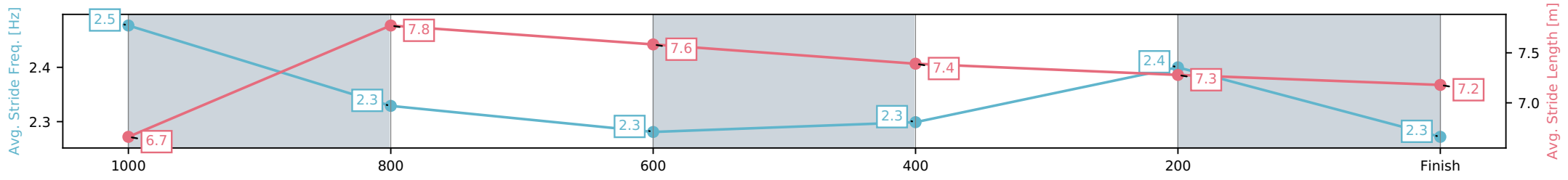
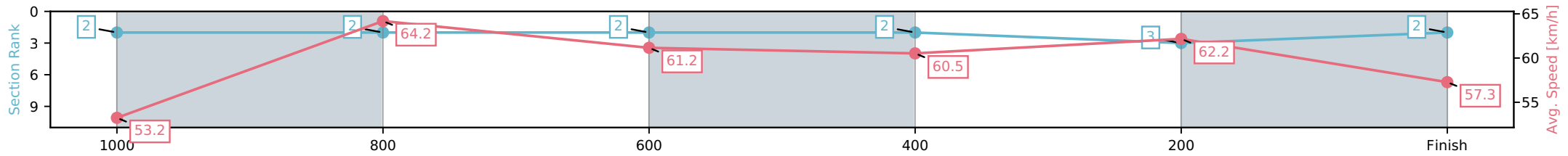
Horse/Jockey Name	Capital Heart/Tahlia Fenlon
Finish Rank	2
Fastest Section Time (Section)	0:11.31 (1000-800)
Top Speed [km/h] (Section)	66.2 (1200 - 1000)
Race State	Finished



Sunshine Coast QLD
 Race 8: COAST 2 COAST EARTHMOVING BENCHMARK 70
 Handicap - 1200m
 12 April 2026 - 4:44PM
 Track Rating: Soft 5, Weather: Fine, Rail Position: +12m Entire Circuit



Section	L1200	L1000	L800	L600	L400	L200
Section Times	1:12.72 (0:13.57)	0:59.15 [2] (0:11.31)	0:47.84 [2] (0:11.90)	0:35.94 [2] (0:11.88)	0:24.06 [3] (0:11.59)	0:12.47 [2] (0:12.47)
Average Speed [km/h]	53.2	64.2	61.2	60.5	62.2	57.3
Top Speed [km/h]	66.2	65.0	62.6	61.5	63.7	61.8
Avg. Dist. to Rail [m]	6.3	3.1	1.7	0.4	0.3	0.3
Avg. Stride Freq. [Hz]	2.5	2.3	2.3	2.3	2.4	2.3
Avg. Stride Length [m]	6.7	7.8	7.6	7.4	7.3	7.2



[] Ranking at each section and finish
 -:-:- No data available at this section
 NA No data available

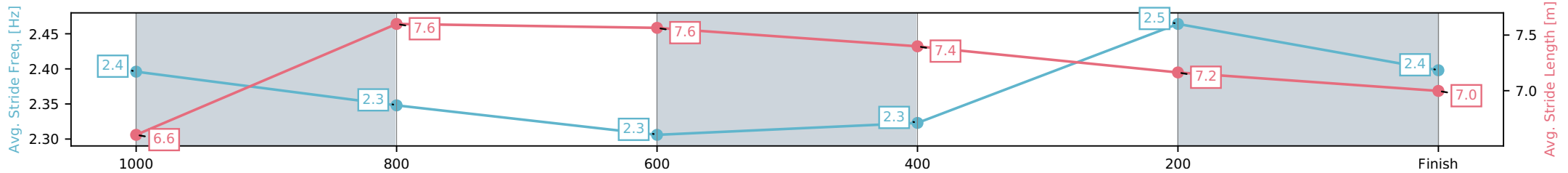
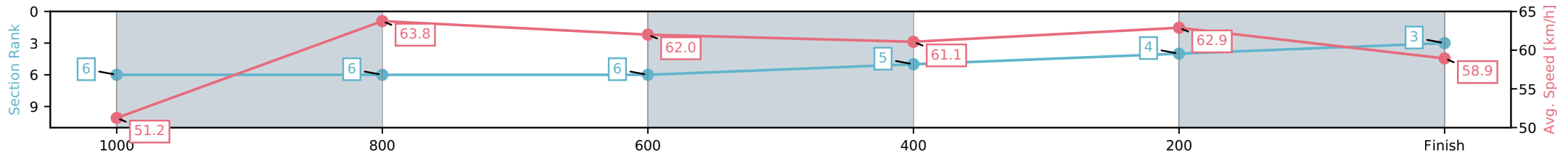
Horse/Jockey Name	Hurricane Lu/Angela Jones
Finish Rank	3
Fastest Section Time (Section)	0:11.41 (1000-800)
Top Speed [km/h] (Section)	64.5 (1000-800)
Race State	Finished



Sunshine Coast QLD
 Race 8: COAST 2 COAST EARTHMOVING BENCHMARK 70
 Handicap - 1200m
 12 April 2026 - 4:44PM
 Track Rating: Soft 5, Weather: Fine, Rail Position: +12m Entire Circuit



Section	L1200	L1000	L800	L600	L400	L200
Section Times	1:12.73 (0:14.08)	0:58.65 [6] (0:11.41)	0:47.24 [6] (0:11.76)	0:35.48 [5] (0:11.84)	0:23.64 [4] (0:11.46)	0:12.19 [3] (0:12.19)
Average Speed [km/h]	51.2	63.8	62.0	61.1	62.9	58.9
Top Speed [km/h]	62.8	64.5	63.4	62.2	63.8	62.4
Avg. Dist. to Rail [m]	6.4	3.2	2.2	0.9	3.6	3.9
Avg. Stride Freq. [Hz]	2.4	2.3	2.3	2.3	2.5	2.4
Avg. Stride Length [m]	6.6	7.6	7.6	7.4	7.2	7.0



- [] Ranking at each section and finish
- :-:- No data available at this section
- NA No data available

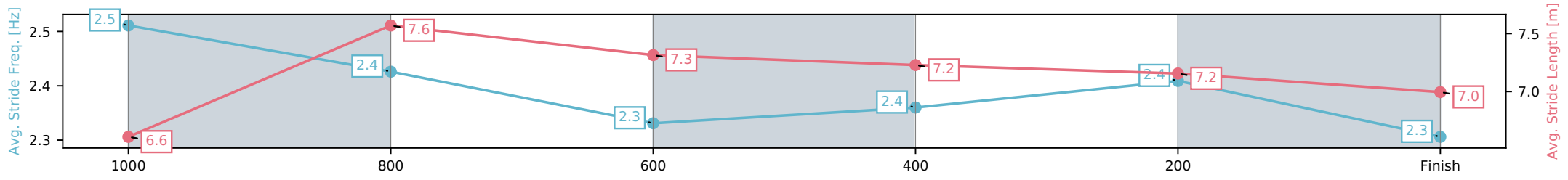
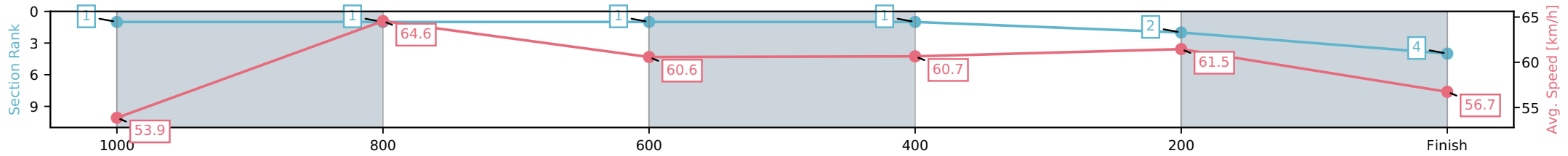
Horse/Jockey Name	Amore Veloce/Chelsea Baker
Finish Rank	4
Fastest Section Time (Section)	0:11.24 (1000-800)
Top Speed [km/h] (Section)	67.8 (1000-800)
Race State	Finished



Sunshine Coast QLD
 Race 8: COAST 2 COAST EARTHMOVING BENCHMARK 70
 Handicap - 1200m
 12 April 2026 - 4:44PM
 Track Rating: Soft 5, Weather: Fine, Rail Position: +12m Entire Circuit



Section	L1200	L1000	L800	L600	L400	L200
Section Times	1:12.89 (0:13.40)	0:59.49 [1] (0:11.24)	0:48.25 [1] (0:11.99)	0:36.26 [1] (0:11.85)	0:24.40 [2] (0:11.71)	0:12.69 [4] (0:12.69)
Average Speed [km/h]	53.9	64.6	60.6	60.7	61.5	56.7
Top Speed [km/h]	67.7	67.8	61.0	60.9	62.4	60.0
Avg. Dist. to Rail [m]	9.5	3.1	1.5	0.3	0.5	0.7
Avg. Stride Freq. [Hz]	2.5	2.4	2.3	2.4	2.4	2.3
Avg. Stride Length [m]	6.6	7.6	7.3	7.2	7.2	7.0



[] Ranking at each section and finish
 -:-:- No data available at this section
 NA No data available

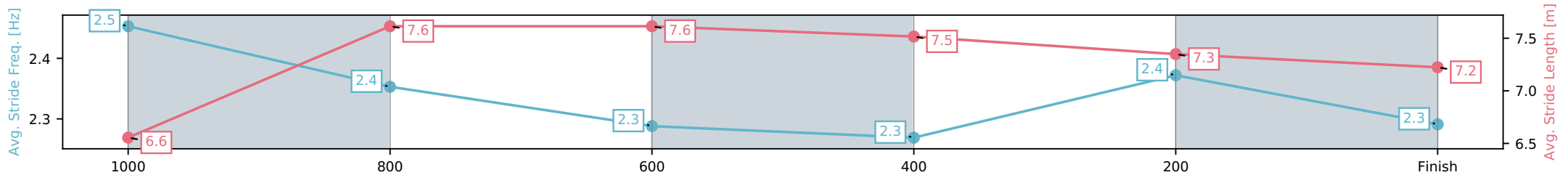
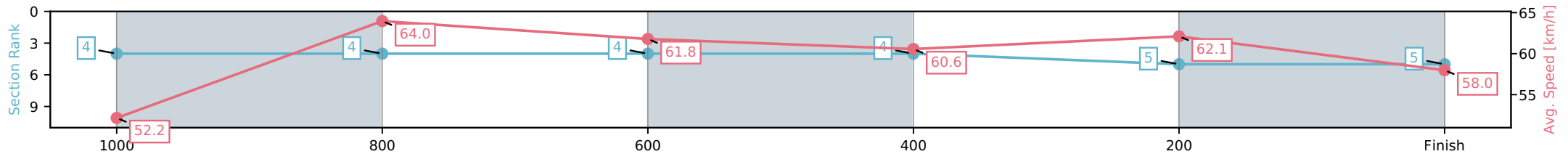
Horse/Jockey Name	Le Chocolat/Jett Newman
Finish Rank	5
Fastest Section Time (Section)	0:11.36 (1000-800)
Top Speed [km/h] (Section)	64.9 (1200 - 1000)
Race State	Finished



Sunshine Coast QLD
 Race 8: COAST 2 COAST EARTHMOVING BENCHMARK 70
 Handicap - 1200m
 12 April 2026 - 4:44PM
 Track Rating: Soft 5, Weather: Fine, Rail Position: +12m Entire Circuit



Section	L1200	L1000	L800	L600	L400	L200
Section Times	1:12.93 (0:13.84)	0:59.09 [4] (0:11.36)	0:47.72 [4] (0:11.82)	0:35.90 [4] (0:11.93)	0:23.97 [5] (0:11.59)	0:12.38 [5] (0:12.38)
Average Speed [km/h]	52.2	64.0	61.8	60.6	62.1	58.0
Top Speed [km/h]	64.9	64.9	63.1	61.3	62.7	61.3
Avg. Dist. to Rail [m]	5.6	3.3	2.4	0.7	2.3	2.0
Avg. Stride Freq. [Hz]	2.5	2.4	2.3	2.3	2.4	2.3
Avg. Stride Length [m]	6.6	7.6	7.6	7.5	7.3	7.2



- [] Ranking at each section and finish
- :-:- No data available at this section
- NA No data available

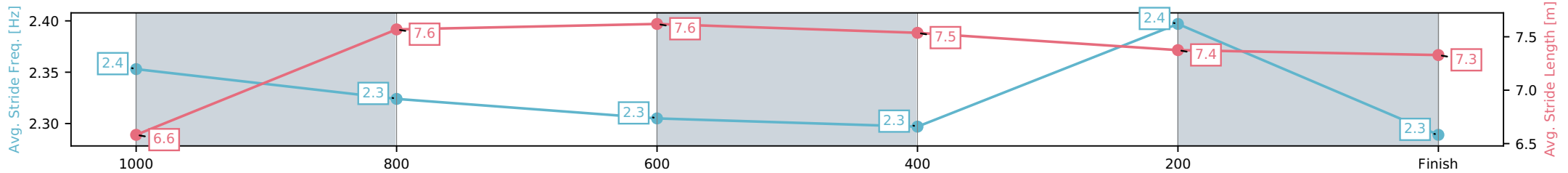
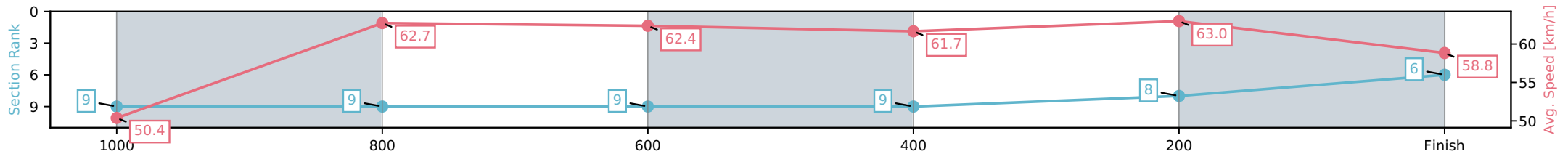
Horse/Jockey Name	Downey/Ashley Butler
Finish Rank	6
Fastest Section Time (Section)	0:11.43 (400-200)
Top Speed [km/h] (Section)	64.2 (1000-800)
Race State	Finished



Sunshine Coast QLD
 Race 8: COAST 2 COAST EARTHMOVING BENCHMARK 70
 Handicap - 1200m
 12 April 2026 - 4:44PM
 Track Rating: Soft 5, Weather: Fine, Rail Position: +12m Entire Circuit



Section	L1200	L1000	L800	L600	L400	L200
Section Times	1:12.96 (0:14.34)	0:58.62 [9] (0:11.57)	0:47.05 [9] (0:11.68)	0:35.37 [9] (0:11.75)	0:23.62 [8] (0:11.43)	0:12.19 [6] (0:12.19)
Average Speed [km/h]	50.4	62.7	62.4	61.7	63.0	58.8
Top Speed [km/h]	62.7	64.2	63.0	62.6	63.6	61.7
Avg. Dist. to Rail [m]	7.3	3.1	1.9	1.2	2.1	1.7
Avg. Stride Freq. [Hz]	2.4	2.3	2.3	2.3	2.4	2.3
Avg. Stride Length [m]	6.6	7.6	7.6	7.5	7.4	7.3



- [] Ranking at each section and finish
- :-:- No data available at this section
- NA No data available

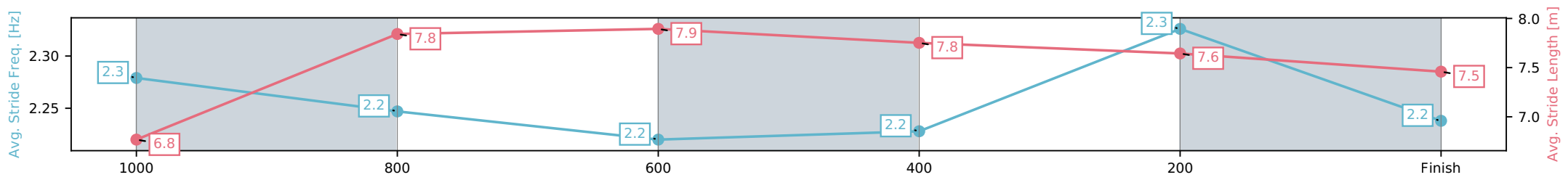
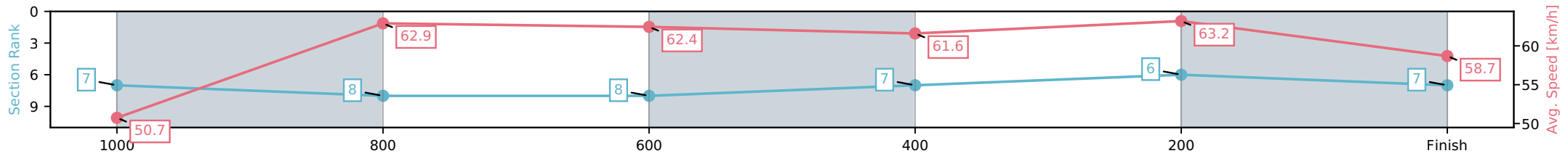
Horse/Jockey Name	Holy Flash/Corey Sutherland
Finish Rank	7
Fastest Section Time (Section)	0:11.39 (400-200)
Top Speed [km/h] (Section)	64.3 (1000-800)
Race State	Finished



Sunshine Coast QLD
 Race 8: COAST 2 COAST EARTHMOVING BENCHMARK 70
 Handicap - 1200m
 12 April 2026 - 4:44PM
 Track Rating: Soft 5, Weather: Fine, Rail Position: +12m Entire Circuit



Section	L1200	L1000	L800	L600	L400	L200
Section Times	1:12.97 (0:14.22)	0:58.75 [8] (0:11.55)	0:47.20 [8] (0:11.69)	0:35.51 [7] (0:11.81)	0:23.70 [6] (0:11.39)	0:12.31 [7] (0:12.31)
Average Speed [km/h]	50.7	62.9	62.4	61.6	63.2	58.7
Top Speed [km/h]	63.4	64.3	63.7	63.0	64.2	61.8
Avg. Dist. to Rail [m]	4.5	3.2	2.5	1.7	4.3	4.4
Avg. Stride Freq. [Hz]	2.3	2.2	2.2	2.2	2.3	2.2
Avg. Stride Length [m]	6.8	7.8	7.9	7.8	7.6	7.5



[] Ranking at each section and finish
 -.-.- No data available at this section
 NA No data available

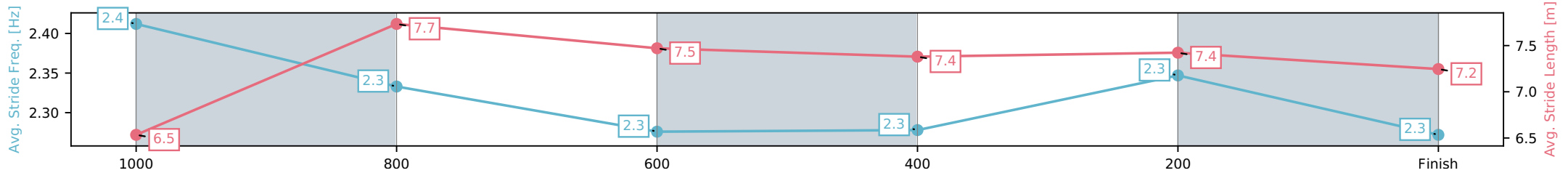
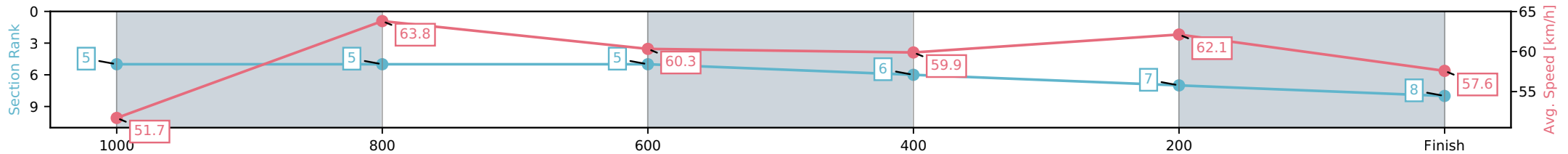
Horse/Jockey Name	Zingalong/Kayla Johnston
Finish Rank	8
Fastest Section Time (Section)	0:11.31 (1000-800)
Top Speed [km/h] (Section)	65.5 (1200 - 1000)
Race State	Finished



Sunshine Coast QLD
 Race 8: COAST 2 COAST EARTHMOVING BENCHMARK 70
 Handicap - 1200m
 12 April 2026 - 4:44PM
 Track Rating: Soft 5, Weather: Fine, Rail Position: +12m Entire Circuit



Section	L1200	L1000	L800	L600	L400	L200
Section Times	1:13.13 (0:13.94)	0:59.19 [5] (0:11.31)	0:47.88 [5] (0:11.95)	0:35.92 [6] (0:11.90)	0:24.03 [7] (0:11.59)	0:12.44 [8] (0:12.44)
Average Speed [km/h]	51.7	63.8	60.3	59.9	62.1	57.6
Top Speed [km/h]	65.5	65.5	61.4	60.8	63.3	60.6
Avg. Dist. to Rail [m]	2.0	1.3	0.6	1.8	1.6	1.4
Avg. Stride Freq. [Hz]	2.4	2.3	2.3	2.3	2.3	2.3
Avg. Stride Length [m]	6.5	7.7	7.5	7.4	7.4	7.2



- [] Ranking at each section and finish
- :-:- No data available at this section
- NA No data available

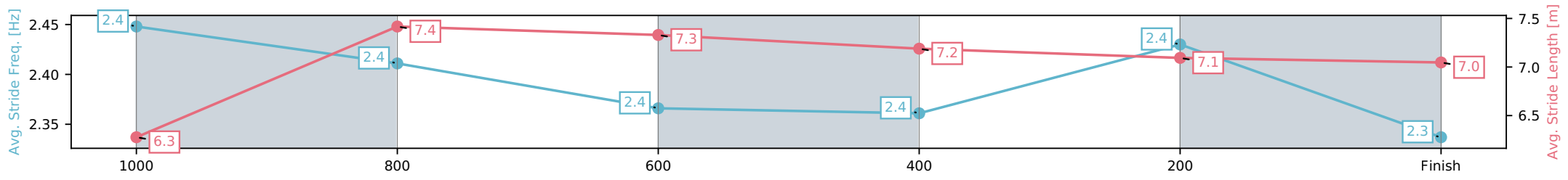
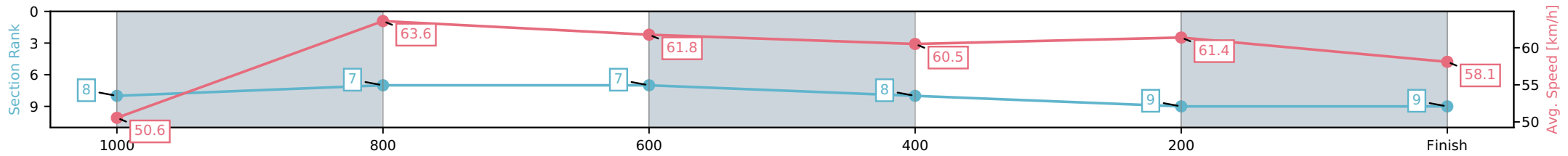
Horse/Jockey Name	Boom Boom Bella/Georgina Cartwright
Finish Rank	9
Fastest Section Time (Section)	0:11.39 (1000-800)
Top Speed [km/h] (Section)	64.4 (1000-800)
Race State	Finished



Sunshine Coast QLD
 Race 8: COAST 2 COAST EARTHMOVING BENCHMARK 70
 Handicap - 1200m
 12 April 2026 - 4:44PM
 Track Rating: Soft 5, Weather: Fine, Rail Position: +12m Entire Circuit



Section	L1200	L1000	L800	L600	L400	L200
Section Times	1:13.47 (0:14.26)	0:59.21 [7] (0:11.39)	0:47.81 [7] (0:11.74)	0:36.07 [8] (0:11.89)	0:24.18 [9] (0:11.74)	0:12.44 [9] (0:12.44)
Average Speed [km/h]	50.6	63.6	61.8	60.5	61.4	58.1
Top Speed [km/h]	63.5	64.4	62.2	61.2	61.9	60.3
Avg. Dist. to Rail [m]	3.4	2.3	1.3	0.2	0.7	1.7
Avg. Stride Freq. [Hz]	2.4	2.4	2.4	2.4	2.4	2.3
Avg. Stride Length [m]	6.3	7.4	7.3	7.2	7.1	7.0



[] Ranking at each section and finish
 -.-.- No data available at this section
 NA No data available