



Townsville QLD

Race 1: GREAT NORTHERN BREWING CO Maiden Handicap (QTIS bonuses applicable 2&3YO Only) - 1200m

14 April 2026 - 12:56PM



Track Rating: Good 4, Weather: Overcast, Rail Position: +5.5m 1000m-W/Post, +3m Remainder

Field Times (Race Tempo) 1:10.92 0:56.87 0:45.66 0:34.66 0:23.43 0:11.94
 (0:14.05) (0:11.21) (0:11.00) (0:11.24) (0:11.49) (0:11.94)

Rank	TAB#	Horse	Overall Time	First 400m	Top Speed km/h (Section)	L1200	L1000	L800	L600	L400	L200		
	(BAR#)	Jockey	Margin (DT-W)	Last 600m	Fastest Section (Time)	Start - 1000	1000 - 800	800 - 600	600 - 400	400 - 200	200 - Finish		
1	6	Princess Shanghai	1:10.92	0:25.68	66.6 (600-400)	1:10.92	0:56.56 [4]	0:45.24 [4]	0:34.11 [5]	0:22.96 [4]	0:11.70 [3]		
	(4)	Wanderson D'Avila		0:34.12	800-600 (0:11.13)	(0:14.36)	(0:11.32)	(0:11.13)	(0:11.16)	(0:11.26)	(0:11.70)		
2	1	Oscar Booie	1:11.08	0:25.26	66.4 (800-600)	1:11.08	0:57.03 [1]	0:45.82 [1]	0:34.82 [1]	0:23.59 [1]	0:12.10 [1]		
	(8)	Courtney Bellamy	0.9L (+1)	0:34.83	800-600 (0:11.00)	(0:14.05)	(0:11.21)	(0:11.00)	(0:11.24)	(0:11.49)	(0:12.10)		
3	3	Amber Affair	1:11.10	0:25.45	66.9 (800-600)	1:11.10	0:56.96 [2]	0:45.65 [2]	0:34.68 [2]	0:23.40 [2]	0:12.01 [2]		
	(2)	Chris Whiteley	1.1L (+1)	0:34.68	800-600 (0:10.97)	(0:14.14)	(0:11.31)	(0:10.97)	(0:11.28)	(0:11.39)	(0:12.01)		
4	7	Fighting Edge	1:11.13	0:26.10	67.2 (800-600)	1:11.13	0:56.45 [6]	0:45.02 [6]	0:34.11 [6]	0:22.91 [5]	0:11.75 [5]		
	(6)	Chelsea Jokic	1.2L (-1)	0:34.12	800-600 (0:10.91)	(0:14.68)	(0:11.42)	(0:10.91)	(0:11.20)	(0:11.17)	(0:11.75)		
5	2	Shadyvale AI	1:11.36	0:25.51	66.4 (800-600)	1:11.36	0:57.17 [3]	0:45.84 [3]	0:34.82 [3]	0:23.64 [3]	0:12.08 [4]		
	(1)	Ivo Fry	2.6L (+0)	0:34.82	800-600 (0:11.03)	(0:14.19)	(0:11.32)	(0:11.03)	(0:11.17)	(0:11.57)	(0:12.08)		
6	8	French Dragon	1:11.67	0:26.31	66.9 (600-400)	1:11.67	0:56.85 [7]	0:45.36 [7]	0:34.42 [7]	0:23.30 [7]	0:11.86 [6]		
	(7)	Gabrielle Semmens	4.4L (+3)	0:34.42	800-600 (0:10.94)	(0:14.82)	(0:11.49)	(0:10.94)	(0:11.11)	(0:11.45)	(0:11.86)		
7	5	High Sobriety	1:12.34	0:25.89	65.9 (800-600)	1:12.34	0:57.91 [5]	0:46.45 [5]	0:35.53 [4]	0:24.12 [5]	0:12.35 [7]		
	(3)	Adam Sewell	8.4L (+3)	0:35.53	800-600 (0:10.92)	(0:14.43)	(0:11.46)	(0:10.92)	(0:11.41)	(0:11.77)	(0:12.35)		
8	4	Jot Girl	1:13.29	0:26.84	66.3 (800-600)	1:13.29	0:57.70 [8]	0:46.45 [8]	0:35.48 [8]	0:24.23 [8]	0:12.53 [8]		
	(5)	Lacey Morrison	13.9L (+2)	0:35.47	800-600 (0:10.97)	(0:15.60)	(0:11.24)	(0:10.97)	(0:11.25)	(0:11.69)	(0:12.53)		

Report Created: Tue 14 April 2026

(Note: Races are conducted over an approximate distance as close as possible to the advertised distance, and recorded data may vary accordingly. Official times refer to race times only and do not include handicap times.)

[] Position in running at each section and finish TAB# Saddle cloth number

Fastest split

-:--:-- No data available at this section

BAR# Barrier/Gate Position

Fastest section

NA No data available

DNF Did not finish

DNT Did not track

DT-W Distance travelled compared to winner in metres

Horse/Jockey Name	Princess Shanghai/Wanderson D'Avila
Finish Rank	1
Fastest Section Time (Section)	0:11.13 (800-600)
Top Speed [km/h] (Section)	66.6 (600-400)
Race State	Finished



Townsville QLD --Professional-2026-04-14

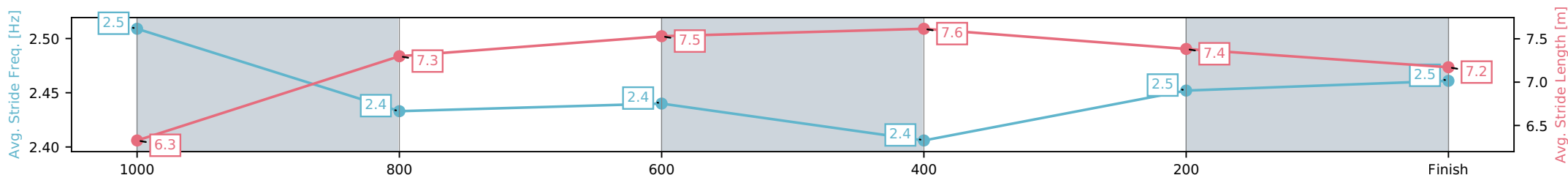
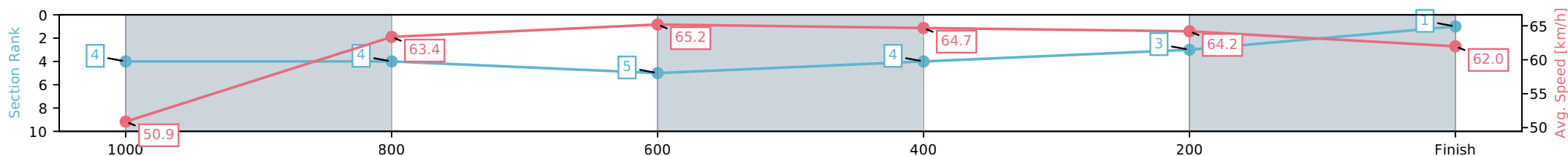
Race 1: GREAT NORTHERN BREWING CO Maiden Handicap
(QTIS bonuses applicable 2&3YO Only) - 1200m

14 April 2026 - 12:56PM

Track Rating: Good 4, Weather: Overcast, Rail Position: +5.5m 1000m-
W/Post, +3m Remainder



Section	L1200	L1000	L800	L600	L400	L200
Section Times	1:10.92 (0:14.36)	0:56.56 [4] (0:11.32)	0:45.24 [5] (0:11.13)	0:34.11 [4] (0:11.16)	0:22.96 [3] (0:11.26)	0:11.70 [1] (0:11.70)
Average Speed [km/h]	50.9	63.4	65.2	64.7	64.2	62.0
Top Speed [km/h]	62.7	65.0	66.1	66.6	64.8	64.5
Avg. Dist. to Rail [m]	4.7	0.8	1.3	0.6	2.9	6.2
Avg. Stride Freq. [Hz]	2.5	2.4	2.4	2.4	2.5	2.5
Avg. Stride Length [m]	6.3	7.3	7.5	7.6	7.4	7.2



- [] Ranking at each section and finish
- :-:- No data available at this section
- NA No data available

Horse/Jockey Name	Oscar Booie/Courtney Bellamy
Finish Rank	2
Fastest Section Time (Section)	0:11.00 (800-600)
Top Speed [km/h] (Section)	66.4 (800-600)
Race State	Finished



Townsville QLD --Professional-2026-04-14

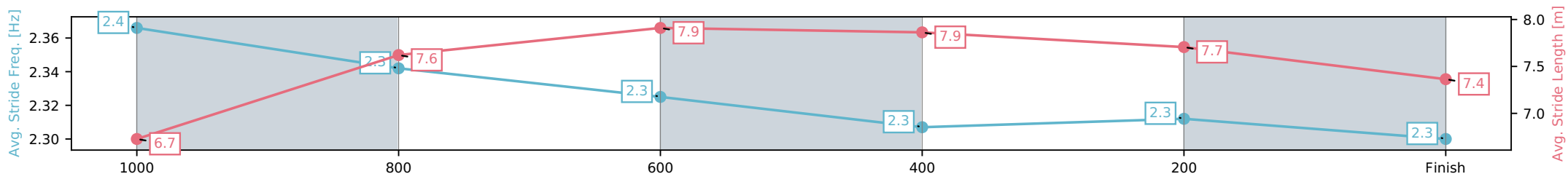
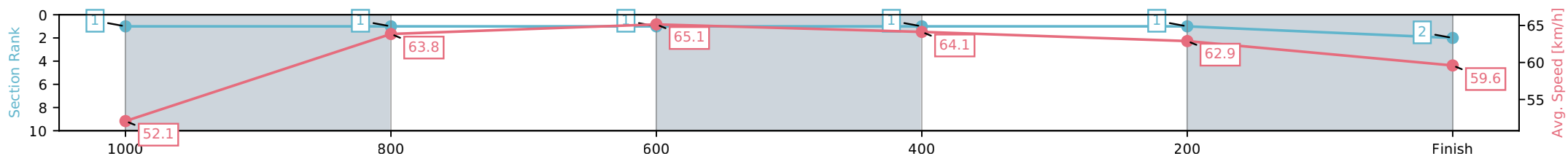
Race 1: GREAT NORTHERN BREWING CO Maiden Handicap
(QTIS bonuses applicable 2&3YO Only) - 1200m

14 April 2026 - 12:56PM

Track Rating: Good 4, Weather: Overcast, Rail Position: +5.5m 1000m-
W/Post, +3m Remainder



Section	L1200	L1000	L800	L600	L400	L200
Section Times	1:11.08 (0:14.05)	0:57.03 [1] (0:11.21)	0:45.82 [1] (0:11.00)	0:34.82 [1] (0:11.24)	0:23.59 [1] (0:11.49)	0:12.10 [2] (0:12.10)
Average Speed [km/h]	52.1	63.8	65.1	64.1	62.9	59.6
Top Speed [km/h]	63.5	65.4	66.4	65.3	63.9	62.2
Avg. Dist. to Rail [m]	6.7	1.0	0.9	0.4	1.1	0.5
Avg. Stride Freq. [Hz]	2.4	2.3	2.3	2.3	2.3	2.3
Avg. Stride Length [m]	6.7	7.6	7.9	7.9	7.7	7.4



[] Ranking at each section and finish
 -:-:- No data available at this section
 NA No data available

Horse/Jockey Name	Amber Affair/Chris Whiteley
Finish Rank	3
Fastest Section Time (Section)	0:10.97 (800-600)
Top Speed [km/h] (Section)	66.9 (800-600)
Race State	Finished



Townsville QLD --Professional-2026-04-14

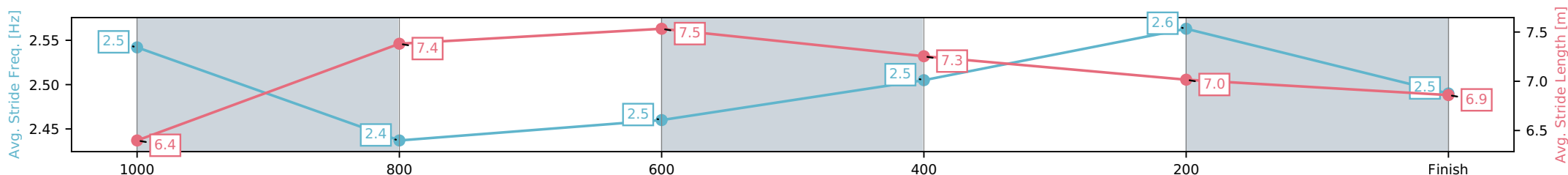
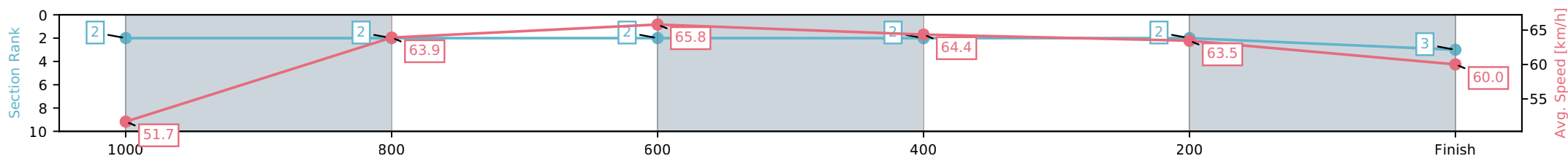
Race 1: GREAT NORTHERN BREWING CO Maiden Handicap (QTIS bonuses applicable 2&3YO Only) - 1200m

14 April 2026 - 12:56PM

Track Rating: Good 4, Weather: Overcast, Rail Position: +5.5m 1000m-W/Post, +3m Remainder



Section	L1200	L1000	L800	L600	L400	L200
Section Times	1:11.10 (0:14.14)	0:56.96 [2] (0:11.31)	0:45.65 [2] (0:10.97)	0:34.68 [2] (0:11.28)	0:23.40 [2] (0:11.39)	0:12.01 [3] (0:12.01)
Average Speed [km/h]	51.7	63.9	65.8	64.4	63.5	60.0
Top Speed [km/h]	63.5	65.5	66.9	65.1	64.0	62.8
Avg. Dist. to Rail [m]	3.7	1.2	0.8	1.6	1.9	1.6
Avg. Stride Freq. [Hz]	2.5	2.4	2.5	2.5	2.6	2.5
Avg. Stride Length [m]	6.4	7.4	7.5	7.3	7.0	6.9



- [] Ranking at each section and finish
- :-:- No data available at this section
- NA No data available

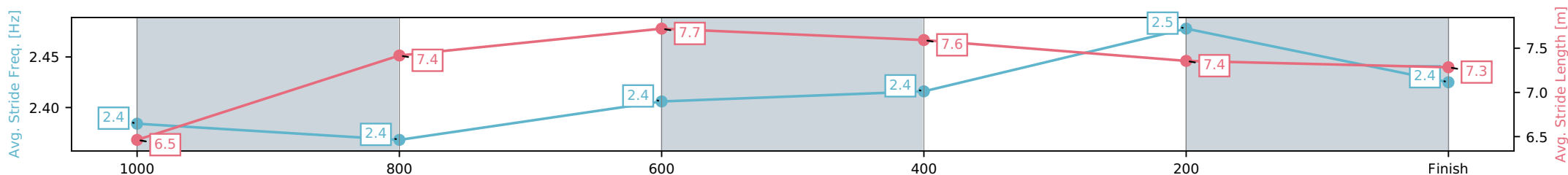
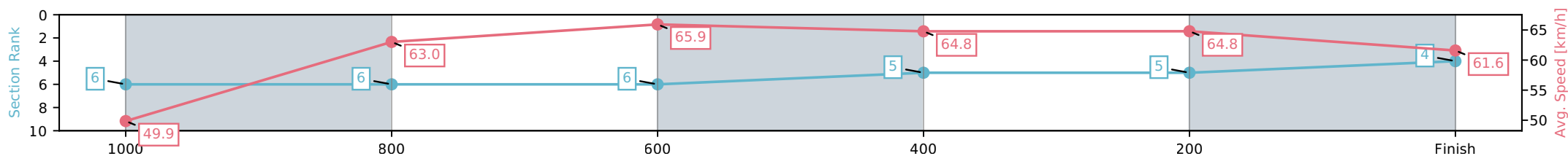
Horse/Jockey Name	Fighting Edge/Chelsea Jokic
Finish Rank	4
Fastest Section Time (Section)	0:10.91 (800-600)
Top Speed [km/h] (Section)	67.2 (800-600)
Race State	Finished



Townsville QLD --Professional-2026-04-14
 Race 1: GREAT NORTHERN BREWING CO Maiden Handicap
 (QTIS bonuses applicable 2&3YO Only) - 1200m
 14 April 2026 - 12:56PM
 Track Rating: Good 4, Weather: Overcast, Rail Position: +5.5m 1000m-
 W/Post, +3m Remainder



Section	L1200	L1000	L800	L600	L400	L200
Section Times	1:11.13 (0:14.68)	0:56.45 [6] (0:11.42)	0:45.02 [6] (0:10.91)	0:34.11 [5] (0:11.20)	0:22.91 [5] (0:11.17)	0:11.75 [4] (0:11.75)
Average Speed [km/h]	49.9	63.0	65.9	64.8	64.8	61.6
Top Speed [km/h]	60.8	65.3	67.2	66.3	65.5	63.9
Avg. Dist. to Rail [m]	5.6	0.7	0.3	1.4	4.1	8.2
Avg. Stride Freq. [Hz]	2.4	2.4	2.4	2.4	2.5	2.4
Avg. Stride Length [m]	6.5	7.4	7.7	7.6	7.4	7.3



- [] Ranking at each section and finish
- :-:- No data available at this section
- NA No data available

Horse/Jockey Name	Shadyvale Al/Ivo Fry
Finish Rank	5
Fastest Section Time (Section)	0:11.03 (800-600)
Top Speed [km/h] (Section)	66.4 (800-600)
Race State	Finished



Townsville QLD --Professional-2026-04-14

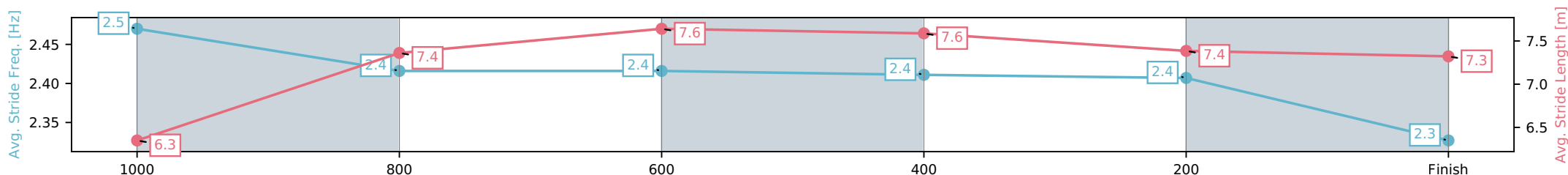
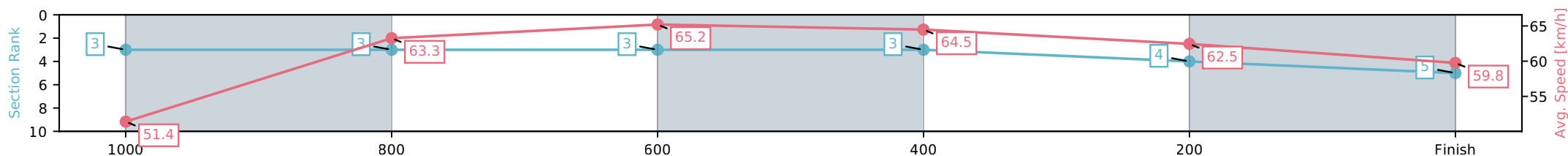
Race 1: GREAT NORTHERN BREWING CO Maiden Handicap
(QTIS bonuses applicable 2&3YO Only) - 1200m

14 April 2026 - 12:56PM

Track Rating: Good 4, Weather: Overcast, Rail Position: +5.5m 1000m-
W/Post, +3m Remainder



Section	L1200	L1000	L800	L600	L400	L200
Section Times	1:11.36 (0:14.19)	0:57.17 [3] (0:11.32)	0:45.84 [3] (0:11.03)	0:34.82 [3] (0:11.17)	0:23.64 [4] (0:11.57)	0:12.08 [5] (0:12.08)
Average Speed [km/h]	51.4	63.3	65.2	64.5	62.5	59.8
Top Speed [km/h]	62.9	65.6	66.4	65.2	64.2	62.1
Avg. Dist. to Rail [m]	1.9	1.2	0.4	0.3	1.7	4.0
Avg. Stride Freq. [Hz]	2.5	2.4	2.4	2.4	2.4	2.3
Avg. Stride Length [m]	6.3	7.4	7.6	7.6	7.4	7.3



- [] Ranking at each section and finish
- :-:- No data available at this section
- NA No data available

Horse/Jockey Name	French Dragon/Gabrielle Semmens
Finish Rank	6
Fastest Section Time (Section)	0:10.94 (800-600)
Top Speed [km/h] (Section)	66.9 (600-400)
Race State	Finished



Townsville QLD --Professional-2026-04-14

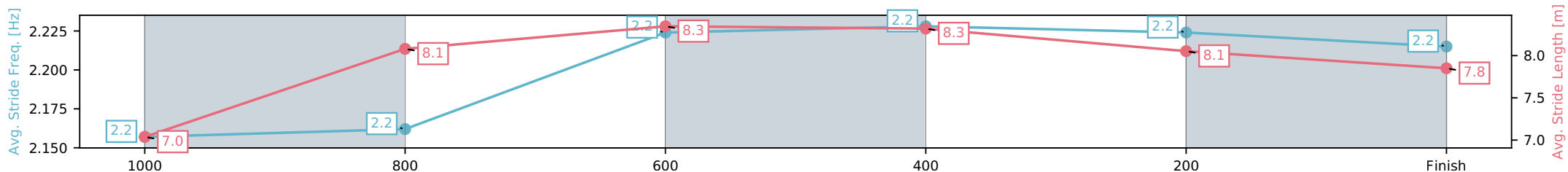
Race 1: GREAT NORTHERN BREWING CO Maiden Handicap (QTIS bonuses applicable 2&3YO Only) - 1200m

14 April 2026 - 12:56PM

Track Rating: Good 4, Weather: Overcast, Rail Position: +5.5m 1000m-W/Post, +3m Remainder



Section	L1200	L1000	L800	L600	L400	L200
Section Times	1:11.67 (0:14.82)	0:56.85 [7] (0:11.49)	0:45.36 [7] (0:10.94)	0:34.42 [7] (0:11.11)	0:23.30 [6] (0:11.45)	0:11.86 [6] (0:11.86)
Average Speed [km/h]	49.4	62.4	65.8	65.3	63.3	61.2
Top Speed [km/h]	61.2	64.3	66.7	66.9	64.3	63.0
Avg. Dist. to Rail [m]	4.8	1.0	0.3	1.8	4.9	8.6
Avg. Stride Freq. [Hz]	2.2	2.2	2.2	2.2	2.2	2.2
Avg. Stride Length [m]	7.0	8.1	8.3	8.3	8.1	7.8



- [] Ranking at each section and finish
- :-:- No data available at this section
- NA No data available

Horse/Jockey Name	High Sobriety/Adam Sewell
Finish Rank	7
Fastest Section Time (Section)	0:10.92 (800-600)
Top Speed [km/h] (Section)	65.9 (800-600)
Race State	Finished



Townsville QLD --Professional-2026-04-14

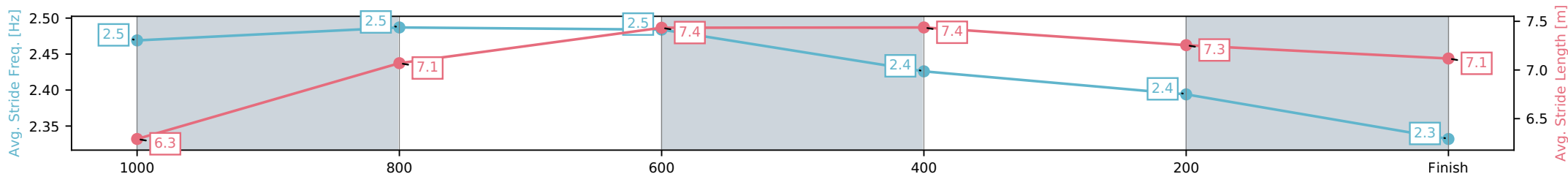
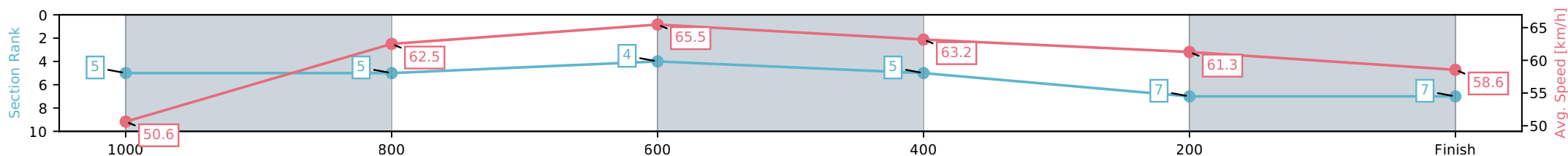
Race 1: GREAT NORTHERN BREWING CO Maiden Handicap
(QTIS bonuses applicable 2&3YO Only) - 1200m

14 April 2026 - 12:56PM

Track Rating: Good 4, Weather: Overcast, Rail Position: +5.5m 1000m-
W/Post, +3m Remainder



Section	L1200	L1000	L800	L600	L400	L200
Section Times	1:12.34 (0:14.43)	0:57.91 [5] (0:11.46)	0:46.45 [4] (0:10.92)	0:35.53 [5] (0:11.41)	0:24.12 [7] (0:11.77)	0:12.35 [7] (0:12.35)
Average Speed [km/h]	50.6	62.5	65.5	63.2	61.3	58.6
Top Speed [km/h]	63.0	65.2	65.9	65.2	62.9	60.6
Avg. Dist. to Rail [m]	3.4	1.0	1.3	0.8	2.2	2.5
Avg. Stride Freq. [Hz]	2.5	2.5	2.5	2.4	2.4	2.3
Avg. Stride Length [m]	6.3	7.1	7.4	7.4	7.3	7.1



- [] Ranking at each section and finish
- :-:- No data available at this section
- NA No data available

Horse/Jockey Name	Jot Girl/Lacey Morrison
Finish Rank	8
Fastest Section Time (Section)	0:10.97 (800-600)
Top Speed [km/h] (Section)	66.3 (800-600)
Race State	Finished



Townsville QLD --Professional-2026-04-14

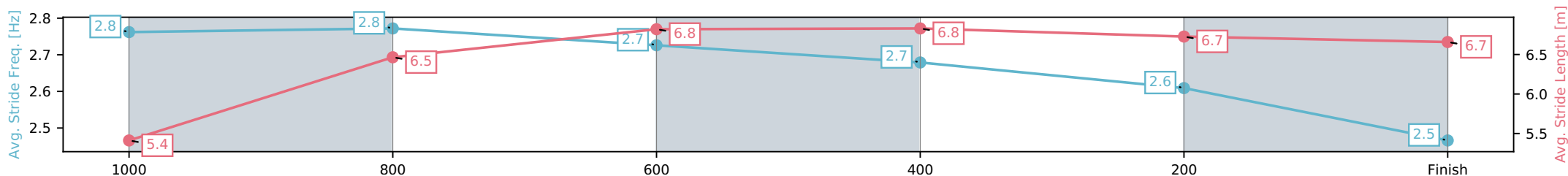
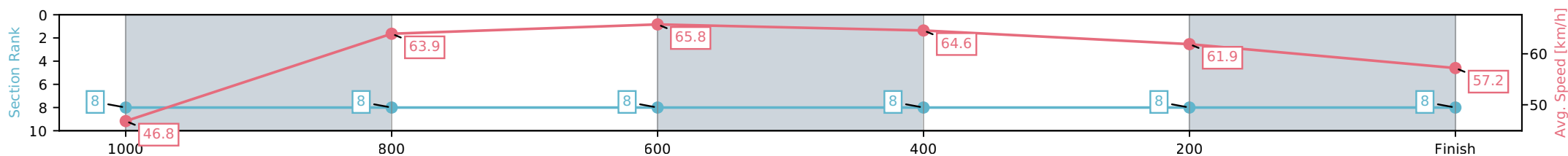
Race 1: GREAT NORTHERN BREWING CO Maiden Handicap
(QTIS bonuses applicable 2&3YO Only) - 1200m

14 April 2026 - 12:56PM

Track Rating: Good 4, Weather: Overcast, Rail Position: +5.5m 1000m-
W/Post, +3m Remainder



Section	L1200	L1000	L800	L600	L400	L200
Section Times	1:13.29 (0:15.60)	0:57.70 [8] (0:11.24)	0:46.45 [8] (0:10.97)	0:35.48 [8] (0:11.25)	0:24.23 [8] (0:11.69)	0:12.53 [8] (0:12.53)
Average Speed [km/h]	46.8	63.9	65.8	64.6	61.9	57.2
Top Speed [km/h]	62.2	65.9	66.3	65.8	63.4	61.1
Avg. Dist. to Rail [m]	4.7	0.8	0.5	1.9	3.5	4.1
Avg. Stride Freq. [Hz]	2.8	2.8	2.7	2.7	2.6	2.5
Avg. Stride Length [m]	5.4	6.5	6.8	6.8	6.7	6.7



- [] Ranking at each section and finish
- :-:- No data available at this section
- NA No data available



Townsville QLD

Race 2: CHRYSALIS MEDISPA QTIS Three-Year-Old Maiden Handicap - 1000m

14 April 2026 - 1:33PM

Track Rating: Good 4, Weather: Overcast, Rail Position: +5.5m 1000m-W/Post, +3m Remainder



Field Times (Race Tempo) 0:56.59 0:43.65 0:33.53 0:22.99 0:11.73
 (0:12.94) (0:10.12) (0:10.54) (0:11.26) (0:11.73)

Rank	TAB#	Horse	Overall Time	First 400m	Top Speed km/h (Section)	L1000	L800	L600	L400	L200			
	(BAR#)	Jockey	Margin (DT-W)	Last 600m	Fastest Section (Time)	Start - 800	800 - 600	600 - 400	400 - 200	200 - Finish			
1	3	Hot Cocoa	0:56.59	0:23.42	71.1 (600-400)	0:56.59	0:43.49 [3]	0:33.17 [3]	0:22.69 [3]	0:11.73 [1]			
	(3)	Aidan Holt		0:33.17	800-600 (0:10.32)	(0:13.10)	(0:10.32)	(0:10.48)	(0:10.96)	(0:11.73)			
2	4	Boom Bunny	0:56.83	0:23.20	71.7 (800-600)	0:56.83	0:43.86 [2]	0:33.64 [2]	0:23.18 [2]	0:11.95 [2]			
	(2)	Adam Sewell	1.4L (+0)	0:33.64	800-600 (0:10.23)	(0:12.97)	(0:10.23)	(0:10.46)	(0:11.23)	(0:11.95)			
3	2	Small Town Hussler	0:57.13	0:23.51	71.2 (800-600)	0:57.13	0:43.86 [4]	0:33.61 [4]	0:22.98 [4]	0:11.92 [4]			
	(1)	Ryan Wiggins	3.2L (-2)	0:33.61	800-600 (0:10.24)	(0:13.27)	(0:10.24)	(0:10.63)	(0:11.06)	(0:11.92)			
4	8	Valadore	0:57.29	0:23.63	71.1 (800-600)	0:57.29	0:43.96 [5]	0:33.66 [5]	0:23.12 [5]	0:11.94 [5]			
	(4)	Ivo Fry	4.1L (-2)	0:33.65	800-600 (0:10.30)	(0:13.33)	(0:10.30)	(0:10.54)	(0:11.17)	(0:11.94)			
5	5	Kajetan	0:57.29	0:24.32	69.7 (600-400)	0:57.29	0:43.52 [8]	0:32.96 [8]	0:22.49 [8]	0:11.39 [8]			
	(5)	Chelsea Jokic	4.1L (-1)	0:32.96	600-400 (0:10.47)	(0:13.76)	(0:10.56)	(0:10.47)	(0:11.10)	(0:11.39)			
6	9	Powerwise	0:57.47	0:23.06	72.5 (800-600)	0:57.47	0:44.53 [1]	0:34.41 [1]	0:23.87 [1]	0:12.54 [3]			
	(6)	Gabrielle Semmens	5.1L (-1)	0:34.42	800-600 (0:10.12)	(0:12.94)	(0:10.12)	(0:10.54)	(0:11.34)	(0:12.54)			
7	1	Magic Sunny Day	0:57.47	0:23.99	71.0 (600-400)	0:57.47	0:44.01 [6]	0:33.48 [7]	0:22.92 [7]	0:11.75 [6]			
	(8)	Tasha Chambers	5.1L (+1)	0:33.48	800-600 (0:10.53)	(0:13.46)	(0:10.53)	(0:10.56)	(0:11.17)	(0:11.75)			
8	7	We Us 'N' Co	0:57.53	0:23.89	70.7 (800-600)	0:57.53	0:44.00 [7]	0:33.64 [6]	0:22.99 [6]	0:11.77 [7]			
	(7)	Wanderson D'Avila	5.5L (-2)	0:33.64	800-600 (0:10.36)	(0:13.53)	(0:10.36)	(0:10.65)	(0:11.22)	(0:11.77)			

Scratched: Amber Affair (#6)

Report Created: Tue 14 April 2026

(Note: Races are conducted over an approximate distance as close as possible to the advertised distance, and recorded data may vary accordingly. Official times refer to race times only and do not include handicap times.)

[] Position in running at each section and finish TAB# Saddle cloth number

Fastest split

-:--:-- No data available at this section

BAR# Barrier/Gate Position

Fastest section

NA No data available

DNF Did not finish

DNT Did not track

DT-W Distance travelled compared to winner in metres

Horse/Jockey Name	Hot Cocoa/Aidan Holt
Finish Rank	1
Fastest Section Time (Section)	0:10.32 (800-600)
Top Speed [km/h] (Section)	71.1 (600-400)
Race State	Finished



Townsville QLD --Professional-2026-04-14

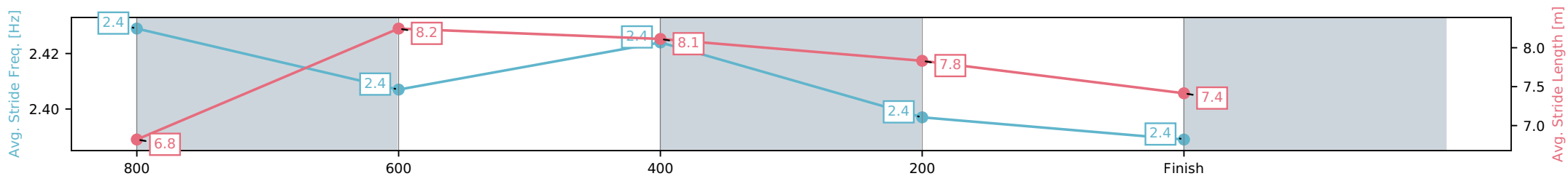
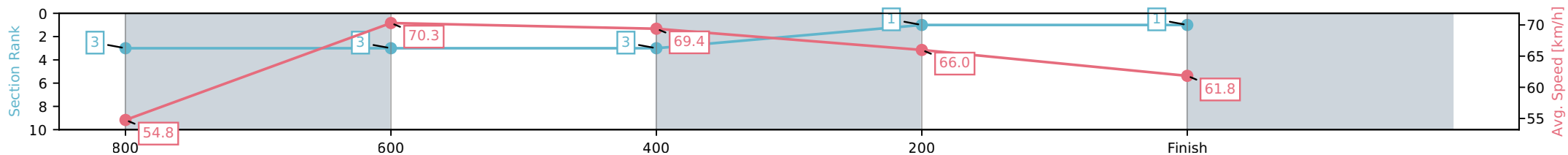
Race 2: CHRYSALIS MEDISPA QTIS Three-Year-Old Maiden Handicap - 1000m

14 April 2026 - 1:33PM

Track Rating: Good 4, Weather: Overcast, Rail Position: +5.5m 1000m-W/Post, +3m Remainder



Section	L1000	L800	L600	L400	L200
Section Times	0:56.59 (0:13.10)	0:43.49 [3] (0:10.32)	0:33.17 [3] (0:10.48)	0:22.69 [1] (0:10.96)	0:11.73 [1] (0:11.73)
Average Speed [km/h]	54.8	70.3	69.4	66.0	61.8
Top Speed [km/h]	69.9	70.9	71.1	67.7	64.2
Avg. Dist. to Rail [m]	4.6	2.1	2.0	4.1	5.4
Avg. Stride Freq. [Hz]	2.4	2.4	2.4	2.4	2.4
Avg. Stride Length [m]	6.8	8.2	8.1	7.8	7.4



- [] Ranking at each section and finish
- :-:- No data available at this section
- NA No data available

Horse/Jockey Name	Boom Bunny/Adam Sewell
Finish Rank	2
Fastest Section Time (Section)	0:10.23 (800-600)
Top Speed [km/h] (Section)	71.7 (800-600)
Race State	Finished



Townsville QLD --Professional-2026-04-14

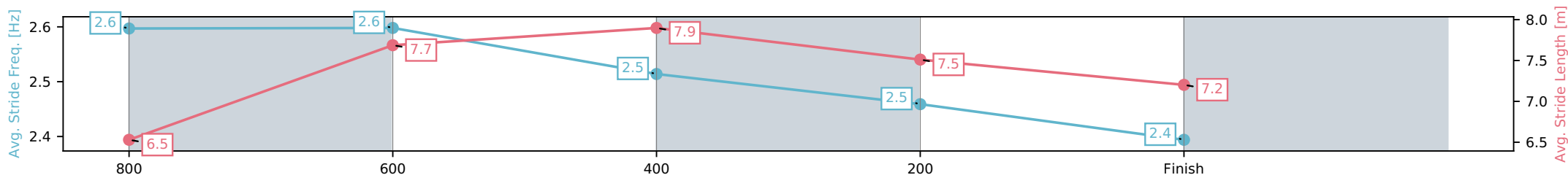
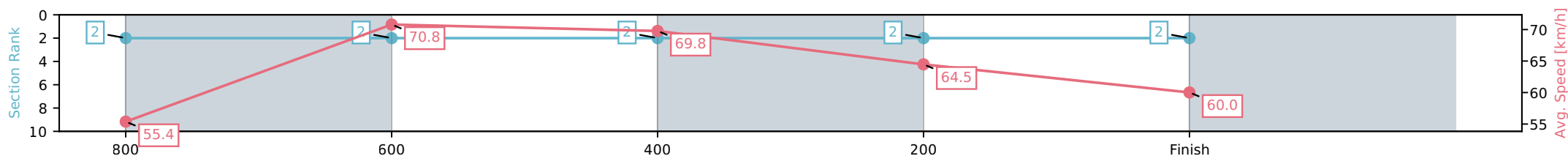
Race 2: CHRYSALIS MEDISPA QTIS Three-Year-Old Maiden Handicap - 1000m

14 April 2026 - 1:33PM

Track Rating: Good 4, Weather: Overcast, Rail Position: +5.5m 1000m-W/Post, +3m Remainder



Section	L1000	L800	L600	L400	L200
Section Times	0:56.83 (0:12.97)	0:43.86 [2] (0:10.23)	0:33.64 [2] (0:10.46)	0:23.18 [2] (0:11.23)	0:11.95 [2] (0:11.95)
Average Speed [km/h]	55.4	70.8	69.8	64.5	60.0
Top Speed [km/h]	71.2	71.7	71.1	67.7	63.1
Avg. Dist. to Rail [m]	3.6	1.2	2.8	4.1	5.8
Avg. Stride Freq. [Hz]	2.6	2.6	2.5	2.5	2.4
Avg. Stride Length [m]	6.5	7.7	7.9	7.5	7.2



- [] Ranking at each section and finish
- :-:- No data available at this section
- NA No data available

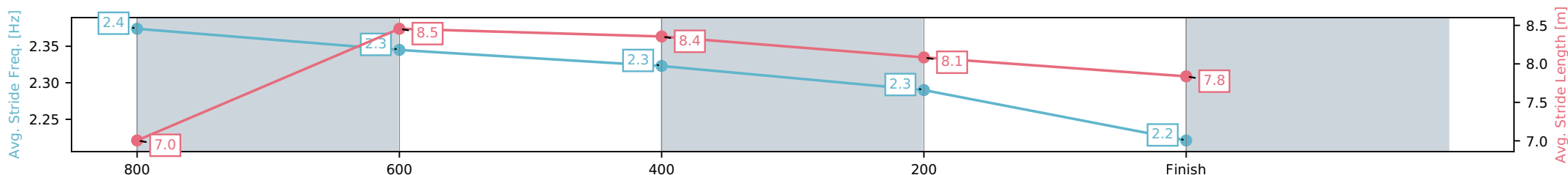
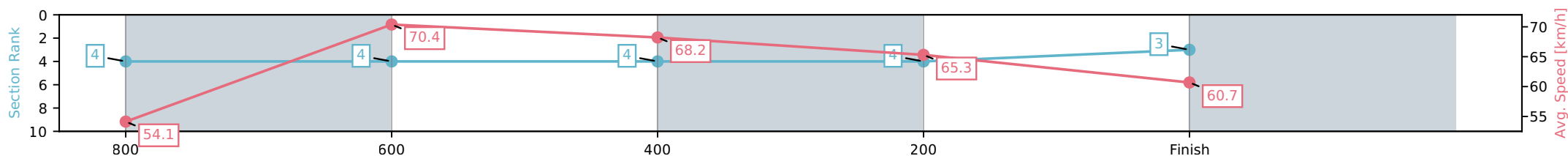
Horse/Jockey Name	Small Town Hussler/Ryan Wiggins
Finish Rank	3
Fastest Section Time (Section)	0:10.24 (800-600)
Top Speed [km/h] (Section)	71.2 (800-600)
Race State	Finished



Townsville QLD --Professional-2026-04-14
 Race 2: CHRYSALIS MEDISPA QTIS Three-Year-Old Maiden Handicap - 1000m
 14 April 2026 - 1:33PM
 Track Rating: Good 4, Weather: Overcast, Rail Position: +5.5m 1000m-W/Post, +3m Remainder



Section	L1000	L800	L600	L400	L200
Section Times	0:57.13 (0:13.27)	0:43.86 [4] (0:10.24)	0:33.61 [4] (0:10.63)	0:22.98 [4] (0:11.06)	0:11.92 [3] (0:11.92)
Average Speed [km/h]	54.1	70.4	68.2	65.3	60.7
Top Speed [km/h]	69.9	71.2	70.4	66.5	63.8
Avg. Dist. to Rail [m]	2.0	0.5	1.7	2.8	4.1
Avg. Stride Freq. [Hz]	2.4	2.3	2.3	2.3	2.2
Avg. Stride Length [m]	7.0	8.5	8.4	8.1	7.8



[] Ranking at each section and finish
 -:-:- No data available at this section
 NA No data available

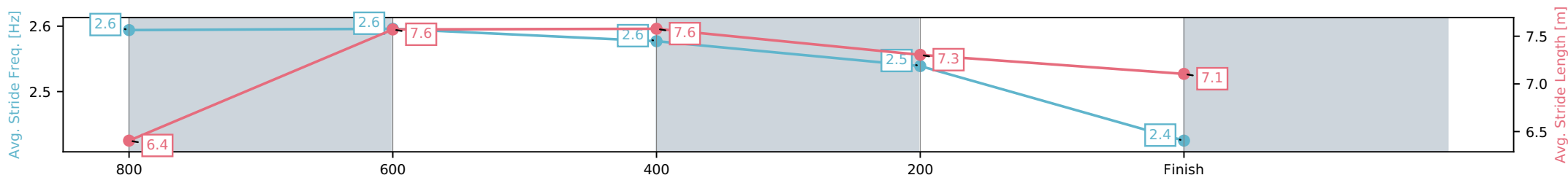
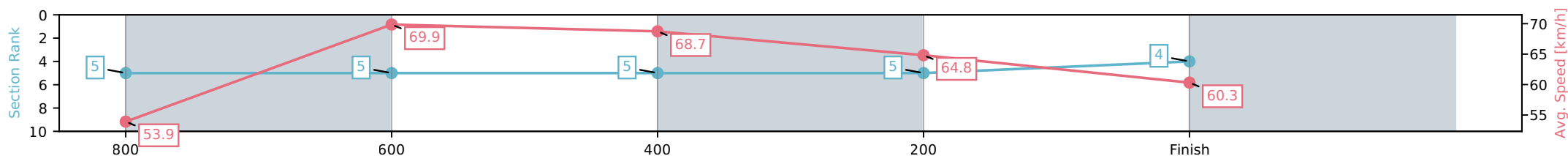
Horse/Jockey Name	Valadore/Ivo Fry
Finish Rank	4
Fastest Section Time (Section)	0:10.30 (800-600)
Top Speed [km/h] (Section)	71.1 (800-600)
Race State	Finished



Townsville QLD --Professional-2026-04-14
 Race 2: CHRYSALIS MEDISPA QTIS Three-Year-Old Maiden Handicap - 1000m
 14 April 2026 - 1:33PM
 Track Rating: Good 4, Weather: Overcast, Rail Position: +5.5m 1000m-W/Post, +3m Remainder



Section	L1000	L800	L600	L400	L200
Section Times	0:57.29 (0:13.33)	0:43.96 [5] (0:10.30)	0:33.66 [5] (0:10.54)	0:23.12 [5] (0:11.17)	0:11.94 [4] (0:11.94)
Average Speed [km/h]	53.9	69.9	68.7	64.8	60.3
Top Speed [km/h]	69.5	71.1	70.9	67.9	63.7
Avg. Dist. to Rail [m]	4.5	0.5	1.2	5.1	8.8
Avg. Stride Freq. [Hz]	2.6	2.6	2.6	2.5	2.4
Avg. Stride Length [m]	6.4	7.6	7.6	7.3	7.1



- [] Ranking at each section and finish
- :-:- No data available at this section
- NA No data available

Horse/Jockey Name	Kajetan/Chelsea Jokic
Finish Rank	5
Fastest Section Time (Section)	0:10.47 (600-400)
Top Speed [km/h] (Section)	69.7 (600-400)
Race State	Finished



Townsville QLD --Professional-2026-04-14

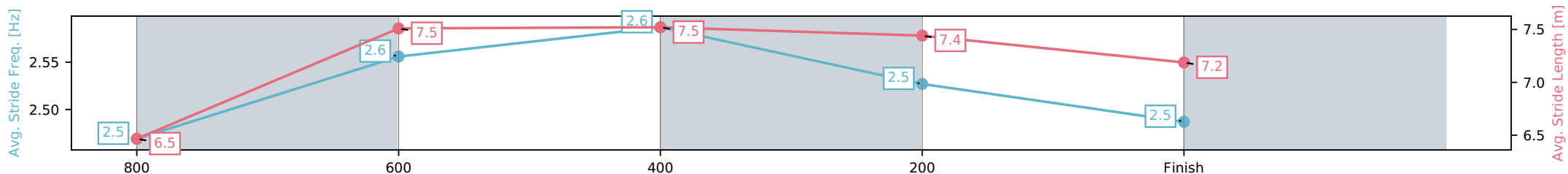
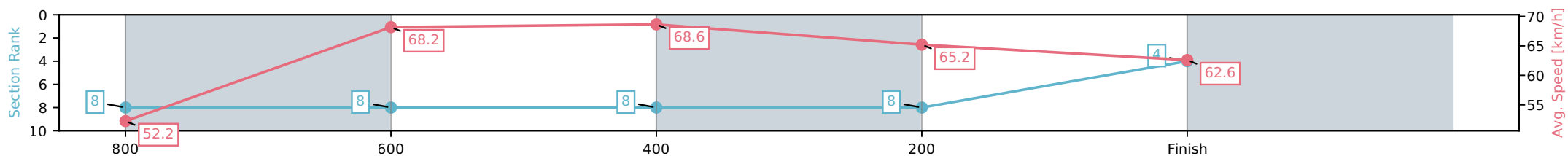
Race 2: CHRYSALIS MEDISPA QTIS Three-Year-Old Maiden Handicap - 1000m

14 April 2026 - 1:33PM

Track Rating: Good 4, Weather: Overcast, Rail Position: +5.5m 1000m-W/Post, +3m Remainder



Section	L1000	L800	L600	L400	L200
Section Times	0:57.29 (0:13.76)	0:43.52 [8] (0:10.56)	0:32.96 [8] (0:10.47)	0:22.49 [8] (0:11.10)	0:11.39 [4] (0:11.39)
Average Speed [km/h]	52.2	68.2	68.6	65.2	62.6
Top Speed [km/h]	67.4	68.9	69.7	67.1	64.9
Avg. Dist. to Rail [m]	4.4	0.6	0.4	4.8	10.8
Avg. Stride Freq. [Hz]	2.5	2.6	2.6	2.5	2.5
Avg. Stride Length [m]	6.5	7.5	7.5	7.4	7.2



- [] Ranking at each section and finish
- :-:- No data available at this section
- NA No data available

Horse/Jockey Name	Powerwise/Gabrielle Semmens
Finish Rank	6
Fastest Section Time (Section)	0:10.12 (800-600)
Top Speed [km/h] (Section)	72.5 (800-600)
Race State	Finished



Townsville QLD --Professional-2026-04-14

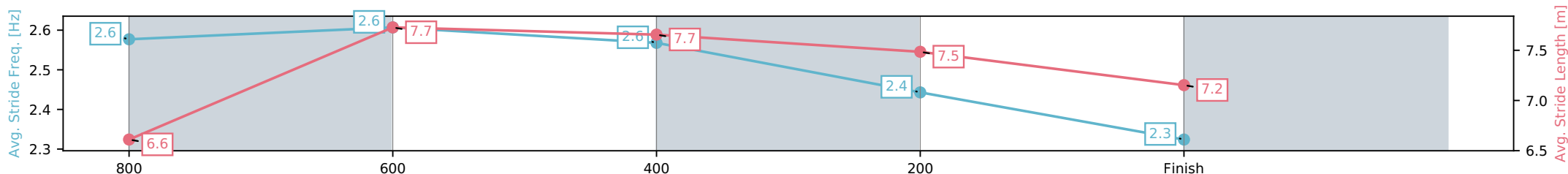
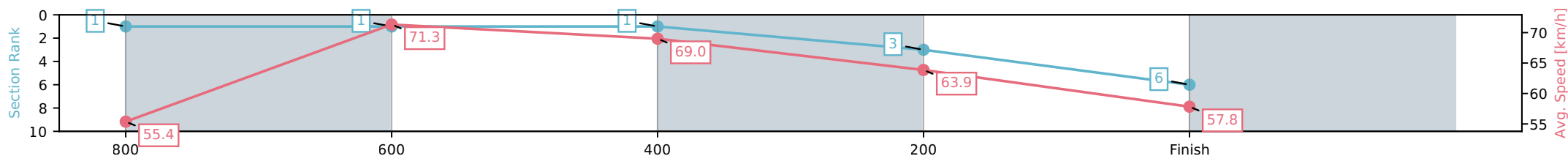
Race 2: CHRYSALIS MEDISPA QTIS Three-Year-Old Maiden Handicap - 1000m

14 April 2026 - 1:33PM

Track Rating: Good 4, Weather: Overcast, Rail Position: +5.5m 1000m-W/Post, +3m Remainder



Section	L1000	L800	L600	L400	L200
Section Times	0:57.47 (0:12.94)	0:44.53 [1] (0:10.12)	0:34.41 [1] (0:10.54)	0:23.87 [3] (0:11.34)	0:12.54 [6] (0:12.54)
Average Speed [km/h]	55.4	71.3	69.0	63.9	57.8
Top Speed [km/h]	71.3	72.5	70.6	66.6	61.5
Avg. Dist. to Rail [m]	6.3	0.9	2.0	4.2	5.7
Avg. Stride Freq. [Hz]	2.6	2.6	2.6	2.4	2.3
Avg. Stride Length [m]	6.6	7.7	7.7	7.5	7.2



- [] Ranking at each section and finish
- :-:- No data available at this section
- NA No data available

Horse/Jockey Name	Magic Sunny Day/Tasha Chambers
Finish Rank	7
Fastest Section Time (Section)	0:10.53 (800-600)
Top Speed [km/h] (Section)	71.0 (600-400)
Race State	Finished



Townsville QLD --Professional-2026-04-14

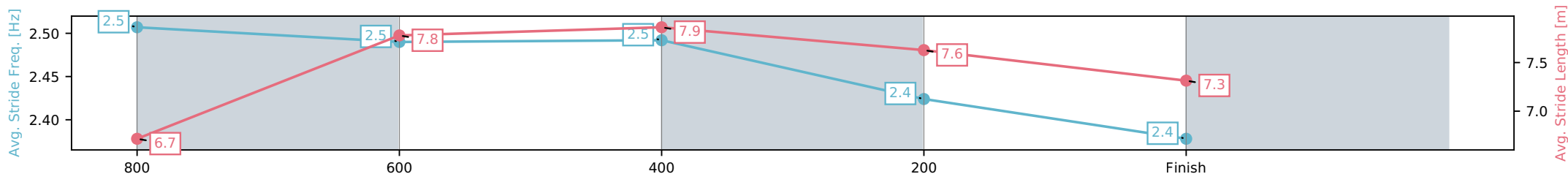
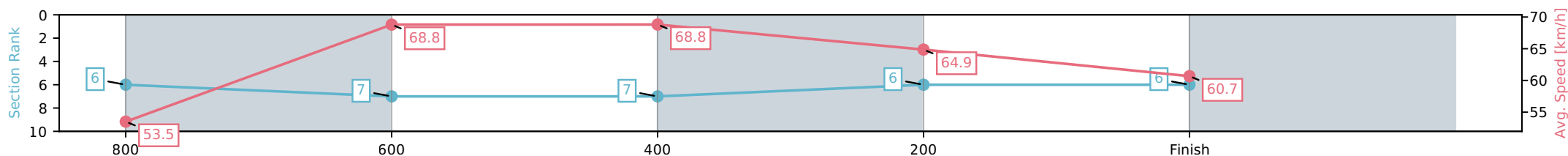
Race 2: CHRYSALIS MEDISPA QTIS Three-Year-Old Maiden Handicap - 1000m

14 April 2026 - 1:33PM

Track Rating: Good 4, Weather: Overcast, Rail Position: +5.5m 1000m-W/Post, +3m Remainder



Section	L1000	L800	L600	L400	L200
Section Times	0:57.47 (0:13.46)	0:44.01 [7] (0:10.53)	0:33.48 [7] (0:10.56)	0:22.92 [6] (0:11.17)	0:11.75 [6] (0:11.75)
Average Speed [km/h]	53.5	68.8	68.8	64.9	60.7
Top Speed [km/h]	68.0	69.8	71.0	67.5	63.9
Avg. Dist. to Rail [m]	7.8	1.8	1.9	5.9	7.7
Avg. Stride Freq. [Hz]	2.5	2.5	2.5	2.4	2.4
Avg. Stride Length [m]	6.7	7.8	7.9	7.6	7.3



- [] Ranking at each section and finish
- :-:- No data available at this section
- NA No data available

Horse/Jockey Name	We Us 'N' Co/Wanderson D'Avila
Finish Rank	8
Fastest Section Time (Section)	0:10.36 (800-600)
Top Speed [km/h] (Section)	70.7 (800-600)
Race State	Finished



Townsville QLD --Professional-2026-04-14

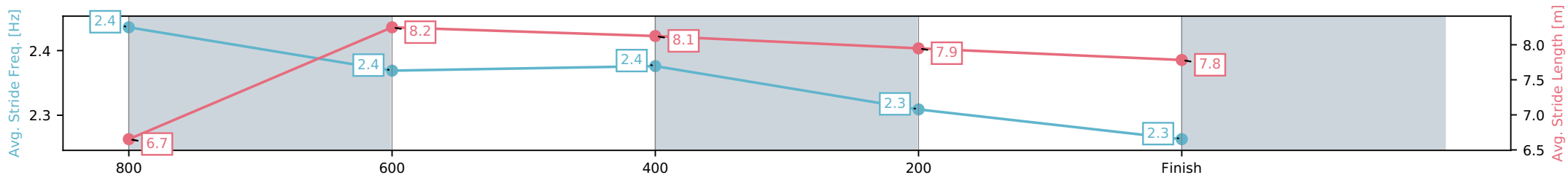
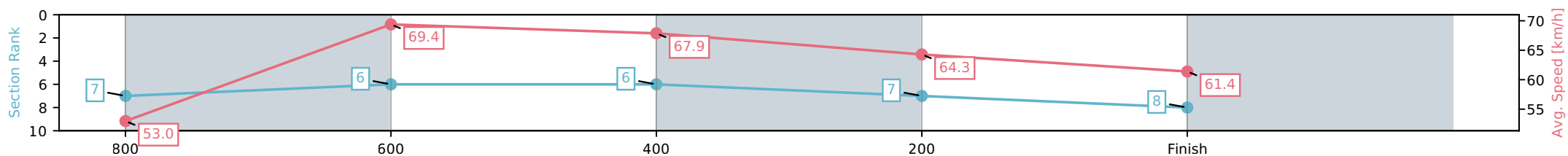
Race 2: CHRYSALIS MEDISPA QTIS Three-Year-Old Maiden Handicap - 1000m

14 April 2026 - 1:33PM

Track Rating: Good 4, Weather: Overcast, Rail Position: +5.5m 1000m-W/Post, +3m Remainder



Section	L1000	L800	L600	L400	L200
Section Times	0:57.53 (0:13.53)	0:44.00 [6] (0:10.36)	0:33.64 [6] (0:10.65)	0:22.99 [7] (0:11.22)	0:11.77 [8] (0:11.77)
Average Speed [km/h]	53.0	69.4	67.9	64.3	61.4
Top Speed [km/h]	68.4	70.7	69.6	66.4	63.6
Avg. Dist. to Rail [m]	5.7	0.7	0.8	2.9	5.9
Avg. Stride Freq. [Hz]	2.4	2.4	2.4	2.3	2.3
Avg. Stride Length [m]	6.7	8.2	8.1	7.9	7.8



- [] Ranking at each section and finish
- :-:- No data available at this section
- NA No data available

Horse/Jockey Name	Russian Mint/Courtney Bellamy
Finish Rank	1
Fastest Section Time (Section)	0:10.17 (800-600)
Top Speed [km/h] (Section)	72.1 (600-400)
Race State	Finished



Townsville QLD --Professional-2026-04-14

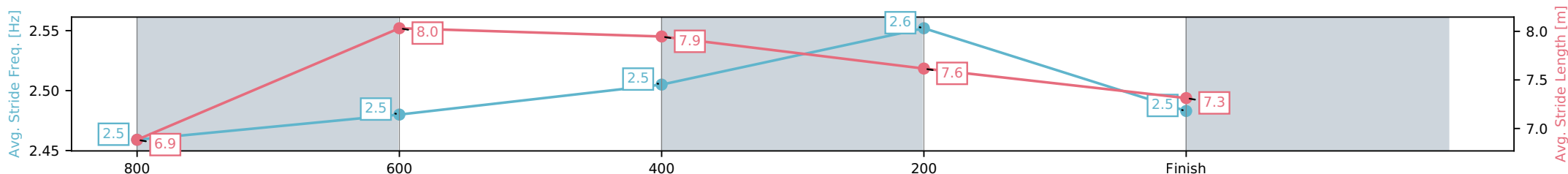
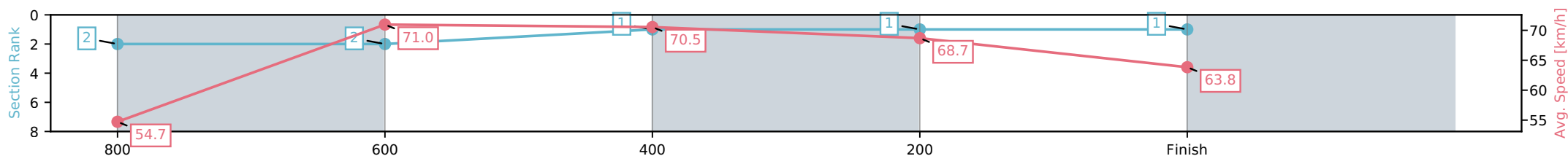
Race 3: LOLS COMEDY FESTIVAL 30TH MAY @ CLUDEN
PARK OPEN Handicap - 1000m

14 April 2026 - 2:12PM

Track Rating: Good 4, Weather: Overcast, Rail Position: +5.5m 1000m-
W/Post, +3m Remainder



Section	L1000	L800	L600	L400	L200
Section Times	0:55.37 (0:13.07)	0:42.30 [2] (0:10.17)	0:32.13 [1] (0:10.27)	0:21.86 [1] (0:10.50)	0:11.35 [1] (0:11.35)
Average Speed [km/h]	54.7	71.0	70.5	68.7	63.8
Top Speed [km/h]	70.8	71.4	72.1	69.7	66.9
Avg. Dist. to Rail [m]	3.5	1.0	1.1	1.8	2.2
Avg. Stride Freq. [Hz]	2.5	2.5	2.5	2.6	2.5
Avg. Stride Length [m]	6.9	8.0	7.9	7.6	7.3



- [] Ranking at each section and finish
- :-:- No data available at this section
- NA No data available

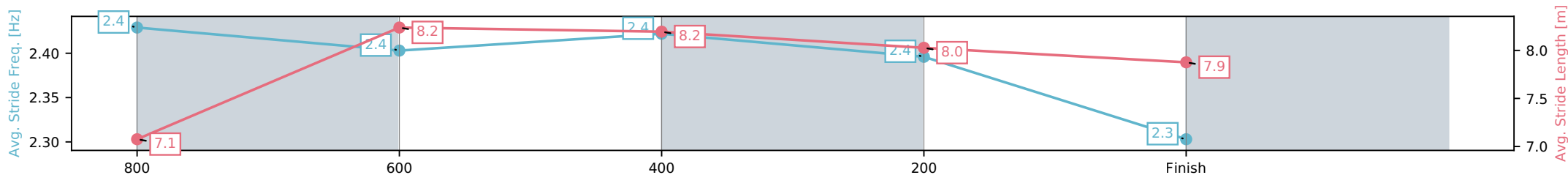
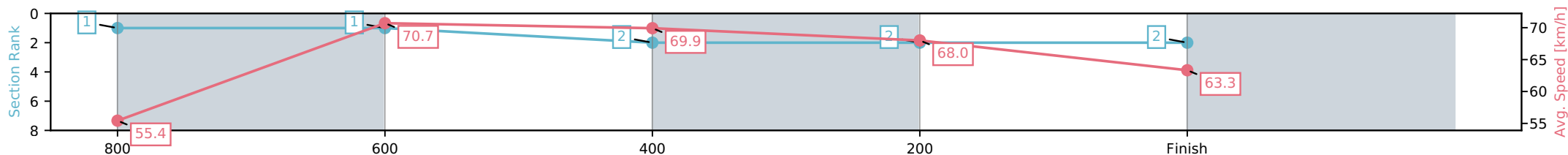
Horse/Jockey Name	Roweiner's Dance/Gabrielle Semmens
Finish Rank	2
Fastest Section Time (Section)	0:10.24 (800-600)
Top Speed [km/h] (Section)	71.5 (800-600)
Race State	Finished



Townsville QLD --Professional-2026-04-14
 Race 3: LOLS COMEDY FESTIVAL 30TH MAY @ CLUDEN
 PARK OPEN Handicap - 1000m
 14 April 2026 - 2:12PM
 Track Rating: Good 4, Weather: Overcast, Rail Position: +5.5m 1000m-
 W/Post, +3m Remainder



Section	L1000	L800	L600	L400	L200
Section Times	0:55.52 (0:12.92)	0:42.60 [1] (0:10.24)	0:32.36 [2] (0:10.37)	0:21.99 [2] (0:10.59)	0:11.40 [2] (0:11.40)
Average Speed [km/h]	55.4	70.7	69.9	68.0	63.3
Top Speed [km/h]	70.0	71.5	70.9	69.2	66.3
Avg. Dist. to Rail [m]	5.8	1.7	1.2	0.7	1.0
Avg. Stride Freq. [Hz]	2.4	2.4	2.4	2.4	2.3
Avg. Stride Length [m]	7.1	8.2	8.2	8.0	7.9



- [] Ranking at each section and finish
- :-:- No data available at this section
- NA No data available

Horse/Jockey Name	Valenki/Aidan Holt
Finish Rank	3
Fastest Section Time (Section)	0:10.22 (800-600)
Top Speed [km/h] (Section)	72.5 (800-600)
Race State	Finished



Townsville QLD --Professional-2026-04-14

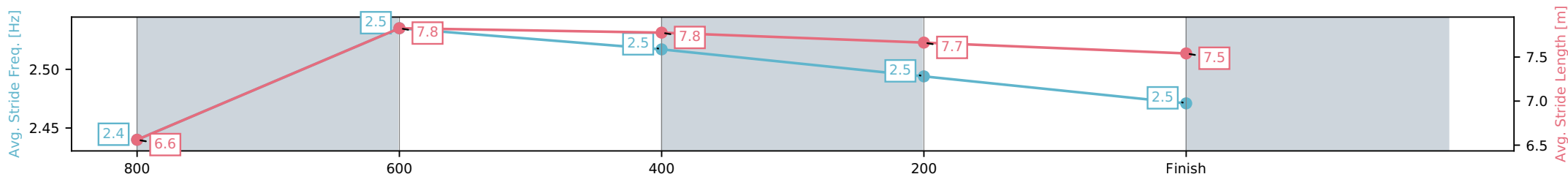
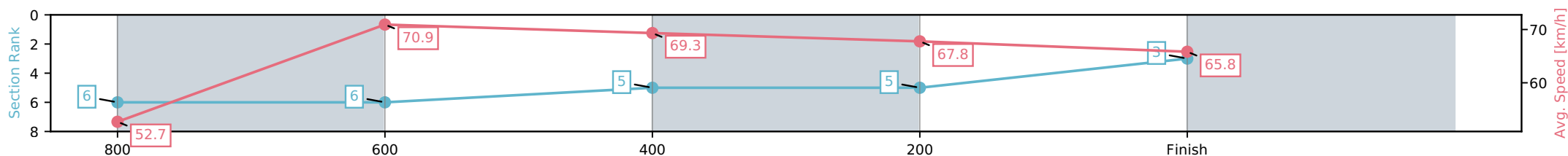
Race 3: LOLS COMEDY FESTIVAL 30TH MAY @ CLUDEN
PARK OPEN Handicap - 1000m

14 April 2026 - 2:12PM

Track Rating: Good 4, Weather: Overcast, Rail Position: +5.5m 1000m-
W/Post, +3m Remainder



Section	L1000	L800	L600	L400	L200
Section Times	0:55.84 (0:13.56)	0:42.28 [6] (0:10.22)	0:32.05 [5] (0:10.48)	0:21.58 [5] (0:10.66)	0:10.92 [3] (0:10.92)
Average Speed [km/h]	52.7	70.9	69.3	67.8	65.8
Top Speed [km/h]	68.3	72.5	70.6	68.9	67.1
Avg. Dist. to Rail [m]	2.9	2.1	1.6	2.0	4.1
Avg. Stride Freq. [Hz]	2.4	2.5	2.5	2.5	2.5
Avg. Stride Length [m]	6.6	7.8	7.8	7.7	7.5



- [] Ranking at each section and finish
- :-:- No data available at this section
- NA No data available

Horse/Jockey Name	Family Star/Nathan Thomas
Finish Rank	4
Fastest Section Time (Section)	0:10.19 (800-600)
Top Speed [km/h] (Section)	71.4 (800-600)
Race State	Finished



Townsville QLD --Professional-2026-04-14

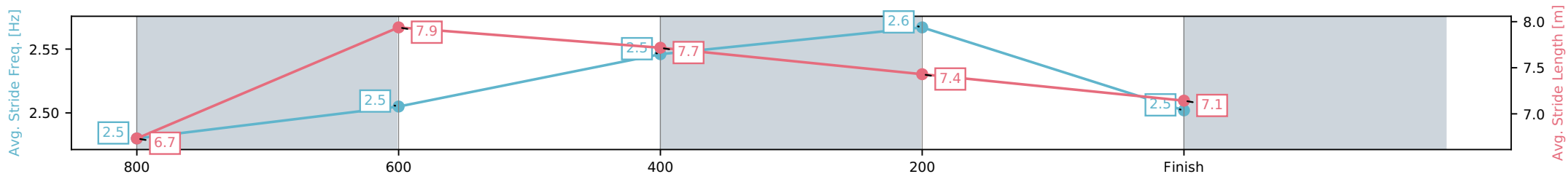
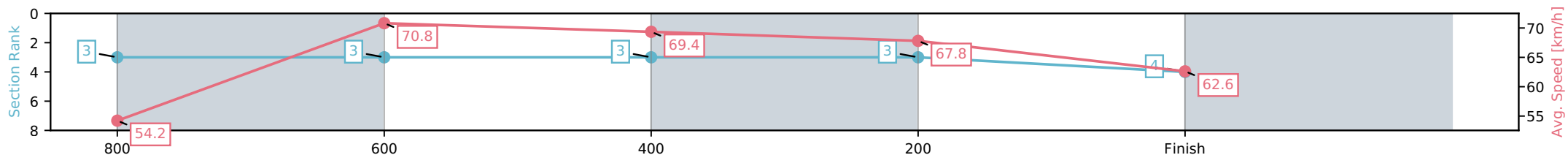
Race 3: LOLS COMEDY FESTIVAL 30TH MAY @ CLUDEN
PARK OPEN Handicap - 1000m

14 April 2026 - 2:12PM

Track Rating: Good 4, Weather: Overcast, Rail Position: +5.5m 1000m-
W/Post, +3m Remainder



Section	L1000	L800	L600	L400	L200
Section Times	0:55.89 (0:13.19)	0:42.70 [3] (0:10.19)	0:32.51 [3] (0:10.45)	0:22.06 [3] (0:10.64)	0:11.42 [4] (0:11.42)
Average Speed [km/h]	54.2	70.8	69.4	67.8	62.6
Top Speed [km/h]	70.5	71.4	70.7	69.2	66.3
Avg. Dist. to Rail [m]	5.0	0.9	1.2	1.9	3.9
Avg. Stride Freq. [Hz]	2.5	2.5	2.5	2.6	2.5
Avg. Stride Length [m]	6.7	7.9	7.7	7.4	7.1



- [] Ranking at each section and finish
- :-:- No data available at this section
- NA No data available

Horse/Jockey Name	Sweet Kisses/Fiona Sandkuhl
Finish Rank	5
Fastest Section Time (Section)	0:10.15 (800-600)
Top Speed [km/h] (Section)	72.6 (800-600)
Race State	Finished



Townsville QLD --Professional-2026-04-14

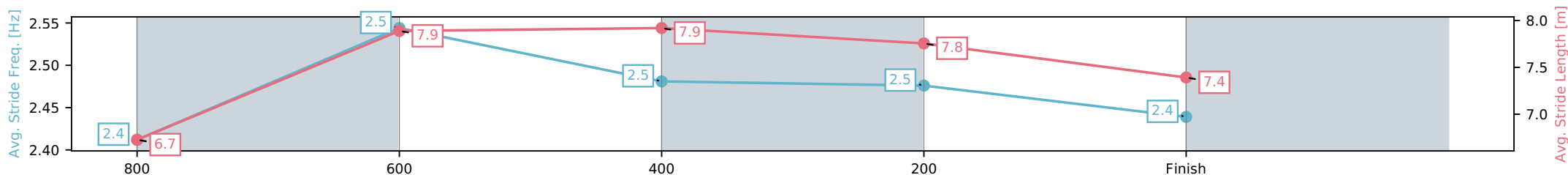
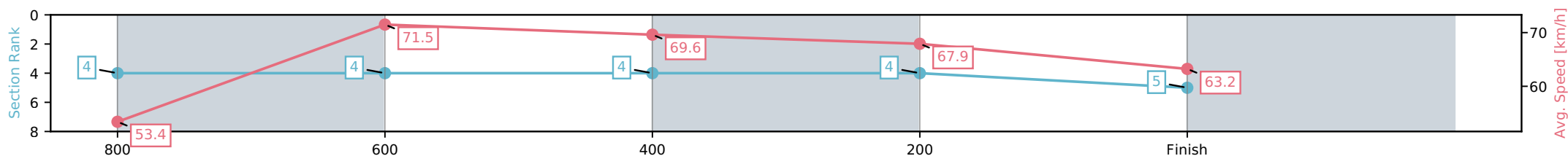
Race 3: LOLS COMEDY FESTIVAL 30TH MAY @ CLUDEN
PARK OPEN Handicap - 1000m

14 April 2026 - 2:12PM

Track Rating: Good 4, Weather: Overcast, Rail Position: +5.5m 1000m-
W/Post, +3m Remainder



Section	L1000	L800	L600	L400	L200
Section Times	0:56.09 (0:13.42)	0:42.67 [4] (0:10.15)	0:32.53 [4] (0:10.51)	0:22.02 [4] (0:10.68)	0:11.34 [5] (0:11.34)
Average Speed [km/h]	53.4	71.5	69.6	67.9	63.2
Top Speed [km/h]	70.9	72.6	70.6	69.1	65.8
Avg. Dist. to Rail [m]	4.7	2.2	3.2	4.8	6.8
Avg. Stride Freq. [Hz]	2.4	2.5	2.5	2.5	2.4
Avg. Stride Length [m]	6.7	7.9	7.9	7.8	7.4



- [] Ranking at each section and finish
- :-:- No data available at this section
- NA No data available

Horse/Jockey Name	Line Of Kings/Adam Sewell
Finish Rank	6
Fastest Section Time (Section)	0:10.21 (800-600)
Top Speed [km/h] (Section)	71.8 (800-600)
Race State	Finished



Townsville QLD --Professional-2026-04-14

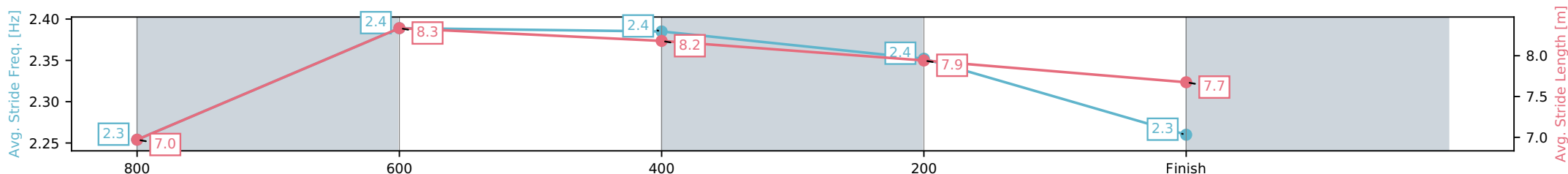
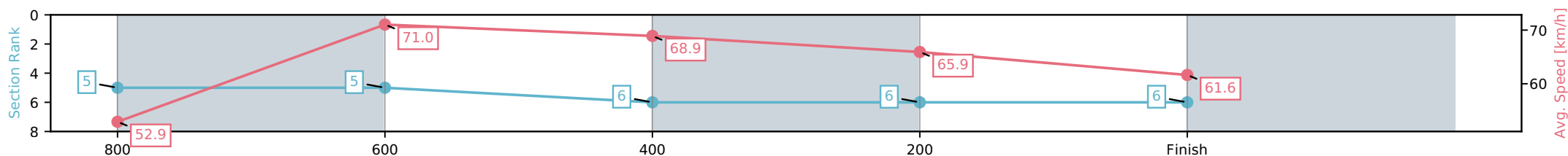
Race 3: LOLS COMEDY FESTIVAL 30TH MAY @ CLUDEN
PARK OPEN Handicap - 1000m

14 April 2026 - 2:12PM

Track Rating: Good 4, Weather: Overcast, Rail Position: +5.5m 1000m-
W/Post, +3m Remainder



Section	L1000	L800	L600	L400	L200
Section Times	0:57.04 (0:13.53)	0:43.51 [5] (0:10.21)	0:33.30 [6] (0:10.57)	0:22.73 [6] (0:10.96)	0:11.77 [6] (0:11.77)
Average Speed [km/h]	52.9	71.0	68.9	65.9	61.6
Top Speed [km/h]	69.6	71.8	71.4	68.0	68.6
Avg. Dist. to Rail [m]	2.2	1.9	2.4	1.7	1.5
Avg. Stride Freq. [Hz]	2.3	2.4	2.4	2.4	2.3
Avg. Stride Length [m]	7.0	8.3	8.2	7.9	7.7



- [] Ranking at each section and finish
- :-:- No data available at this section
- NA No data available



Townsville QLD

Race 4: LADBROKES FORM GENIUS BENCHMARK 60 Handicap - 1609m

14 April 2026 - 2:47PM

Track Rating: Good 4, Weather: Overcast, Rail Position: +5.5m 1000m-W/Post, +3m Remainder



Field Times (Race Tempo) 1:37.19 (0:15.68) 1:21.51 (0:11.52) 1:09.99 (0:11.81) 0:58.18 (0:11.82) 0:46.35 (0:11.36) 0:34.99 (0:11.37) 0:23.63 (0:11.62) 0:12.01 (0:12.01)

Rank	TAB#	Horse	Overall Time	First 400m	Top Speed km/h (Section)	L1609	L1400	L1200	L1000	L800	L600	L400	L200
	(BAR#)	Jockey	Margin (DT-W)	Last 600m	Fastest Section (Time)	Start - 1400	1400 - 1200	1200 - 1000	1000 - 800	800 - 600	600 - 400	400 - 200	200 - Finish
1	6	Ellis Beach	1:37.19	0:27.06	65.7 (600-400)	1:37.19	1:21.41 [2]	1:09.60 [2]	0:57.83 [2]	0:46.07 [2]	0:34.72 [2]	0:23.45 [2]	0:12.00 [1]
	(7)	Aidan Holt		0:34.72	600-400 (0:11.27)	(0:15.78)	(0:11.81)	(0:11.77)	(0:11.77)	(0:11.34)	(0:11.27)	(0:11.45)	(0:12.00)
2	1	Central Park	1:37.35	0:28.10	66.9 (600-400)	1:37.35	1:20.63 [8]	1:08.71 [8]	0:57.00 [8]	0:45.38 [8]	0:34.05 [8]	0:22.94 [7]	0:11.74 [3]
	(5)	Courtney Bellamy	1.0L (+5)	0:34.05	600-400 (0:11.11)	(0:16.72)	(0:11.92)	(0:11.72)	(0:11.62)	(0:11.32)	(0:11.11)	(0:11.20)	(0:11.74)
3	2	Release Le Missile	1:37.76	0:27.78	65.7 (600-400)	1:37.76	1:21.21 [7]	1:09.46 [6]	0:57.74 [7]	0:46.00 [6]	0:34.69 [6]	0:23.46 [6]	0:11.99 [4]
	(3)	Fiona Sandkuhl	3.4L (+1)	0:34.69	600-400 (0:11.23)	(0:16.55)	(0:11.75)	(0:11.72)	(0:11.74)	(0:11.31)	(0:11.23)	(0:11.47)	(0:11.99)
4	3	Mooloolaba	1:37.77	0:26.68	65.2 (600-400)	1:37.77	1:22.09 [1]	1:10.57 [1]	0:58.76 [1]	0:46.93 [1]	0:35.58 [1]	0:24.21 [1]	0:12.48 [2]
	(8)	Ryan Wiggins	3.4L (+0)	0:35.56	800-600 (0:11.36)	(0:15.68)	(0:11.52)	(0:11.81)	(0:11.82)	(0:11.36)	(0:11.36)	(0:11.72)	(0:12.48)
5	7	Oh So Thrilling	1:38.06	0:27.79	66.1 (600-400)	1:38.06	1:21.58 [6]	1:09.73 [7]	0:58.04 [6]	0:46.24 [7]	0:34.86 [7]	0:23.48 [8]	0:11.94 [8]
	(4)	Chris Whiteley	5.1L (+4)	0:34.86	800-600 (0:11.38)	(0:16.48)	(0:11.85)	(0:11.69)	(0:11.81)	(0:11.38)	(0:11.38)	(0:11.54)	(0:11.94)
6	8	Merry Old Soul	1:38.06	0:27.43	65.3 (600-400)	1:38.06	1:21.93 [4]	1:10.08 [4]	0:58.38 [4]	0:46.60 [4]	0:35.27 [4]	0:23.88 [4]	0:12.18 [6]
	(1)	Lacey Morrison	5.2L (-5)	0:35.28	800-600 (0:11.33)	(0:16.13)	(0:11.85)	(0:11.69)	(0:11.78)	(0:11.33)	(0:11.39)	(0:11.71)	(0:12.18)
7	4	Joe's Giggle	1:38.09	0:27.27	64.9 (600-400)	1:38.09	1:22.09 [3]	1:10.28 [3]	0:58.58 [3]	0:46.82 [3]	0:35.32 [3]	0:23.96 [3]	0:12.31 [5]
	(2)	Tasha Chambers	5.3L (+2)	0:35.32	600-400 (0:11.36)	(0:16.00)	(0:11.81)	(0:11.70)	(0:11.76)	(0:11.50)	(0:11.36)	(0:11.65)	(0:12.31)
8	9	Savvy Thinker	1:38.33	0:27.50	65.0 (600-400)	1:38.33	1:22.13 [5]	1:10.27 [5]	0:58.57 [5]	0:46.86 [5]	0:35.42 [5]	0:24.05 [5]	0:12.30 [7]
	(6)	Nathan Thomas	6.7L (+3)	0:35.43	600-400 (0:11.37)	(0:16.20)	(0:11.86)	(0:11.70)	(0:11.71)	(0:11.44)	(0:11.37)	(0:11.76)	(0:12.30)

Scratched: Primo (#5)

Report Created: Tue 14 April 2026

(Note: Races are conducted over an approximate distance as close as possible to the advertised distance, and recorded data may vary accordingly. Official times refer to race times only and do not include handicap times.)

[] Position in running at each section and finish TAB# Saddle cloth number

[] Fastest split

-:--:-- No data available at this section

BAR# Barrier/Gate Position

[█] Fastest section

NA No data available

DNF Did not finish

DNT Did not track

DT-W Distance travelled compared to winner in metres

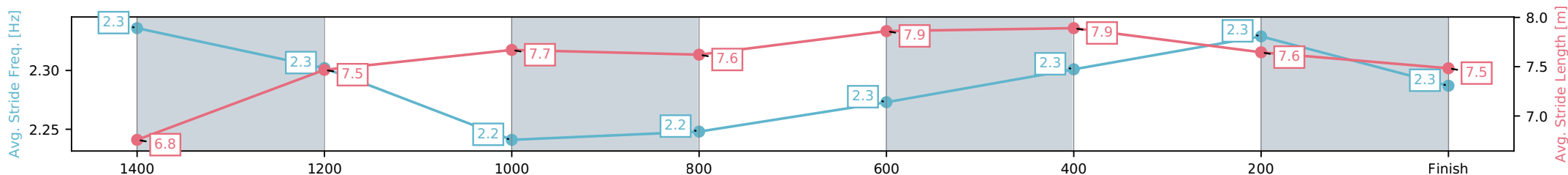
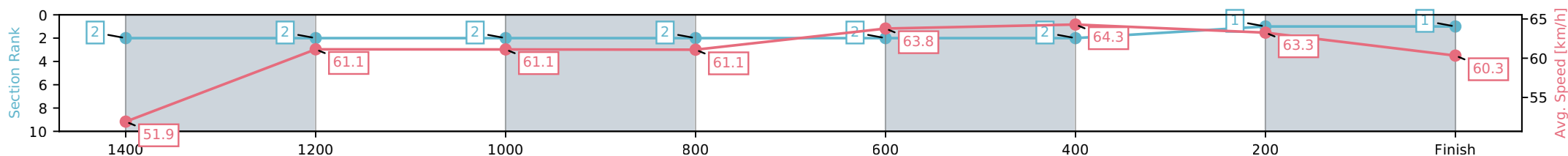
Horse/Jockey Name	Ellis Beach/Aidan Holt
Finish Rank	1
Fastest Section Time (Section)	0:11.27 (600-400)
Top Speed [km/h] (Section)	65.7 (600-400)
Race State	Finished



Townsville QLD --Professional-2026-04-14
 Race 4: LADBROKES FORM GENIUS BENCHMARK 60
 Handicap - 1609m
 14 April 2026 - 2:47PM
 Track Rating: Good 4, Weather: Overcast, Rail Position: +5.5m 1000m-
 W/Post, +3m Remainder



Section	L1609	L1400	L1200	L1000	L800	L600	L400	L200
Section Times	1:37.19 (0:15.78)	1:21.41 [2] (0:11.81)	1:09.60 [2] (0:11.77)	0:57.83 [2] (0:11.77)	0:46.07 [2] (0:11.34)	0:34.72 [2] (0:11.27)	0:23.45 [1] (0:11.45)	0:12.00 [1] (0:12.00)
Average Speed [km/h]	51.9	61.1	61.1	61.1	63.8	64.3	63.3	60.3
Top Speed [km/h]	61.4	61.9	62.1	62.4	65.2	65.7	63.8	62.6
Avg. Dist. to Rail [m]	5.7	0.8	0.9	1.0	0.8	1.6	2.8	2.8
Avg. Stride Freq. [Hz]	2.3	2.3	2.2	2.2	2.3	2.3	2.3	2.3
Avg. Stride Length [m]	6.8	7.5	7.7	7.6	7.9	7.9	7.6	7.5



- [] Ranking at each section and finish
- :-:- No data available at this section
- NA No data available

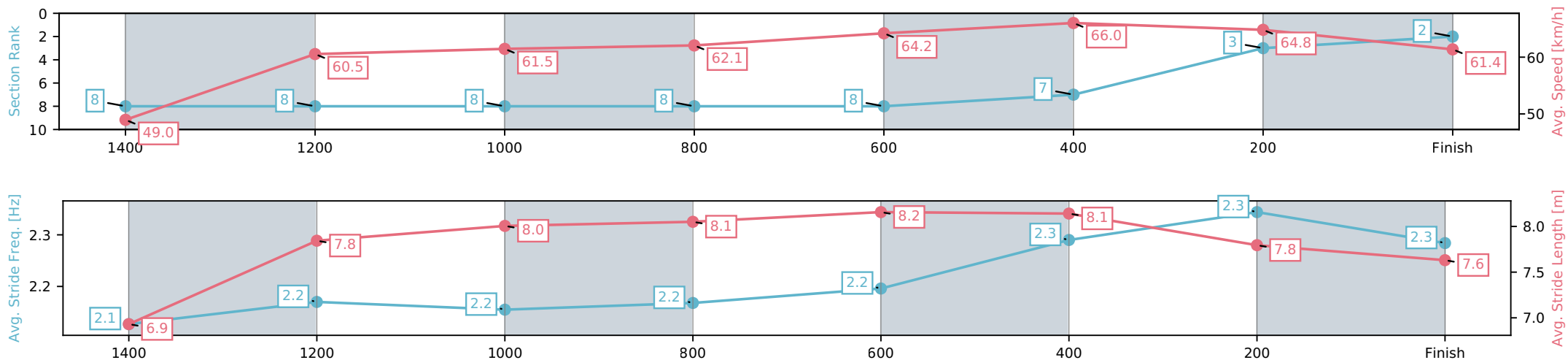
Horse/Jockey Name	Central Park/Courtney Bellamy
Finish Rank	2
Fastest Section Time (Section)	0:11.11 (600-400)
Top Speed [km/h] (Section)	66.9 (600-400)
Race State	Finished



Townsville QLD --Professional-2026-04-14
 Race 4: LADBROKES FORM GENIUS BENCHMARK 60
 Handicap - 1609m
 14 April 2026 - 2:47PM
 Track Rating: Good 4, Weather: Overcast, Rail Position: +5.5m 1000m-
 W/Post, +3m Remainder



Section	L1609	L1400	L1200	L1000	L800	L600	L400	L200
Section Times	1:37.35 (0:16.72)	1:20.63 [8] (0:11.92)	1:08.71 [8] (0:11.72)	0:57.00 [8] (0:11.62)	0:45.38 [8] (0:11.32)	0:34.05 [7] (0:11.11)	0:22.94 [3] (0:11.20)	0:11.74 [2] (0:11.74)
Average Speed [km/h]	49.0	60.5	61.5	62.1	64.2	66.0	64.8	61.4
Top Speed [km/h]	61.2	61.3	62.5	62.6	66.1	66.9	65.9	63.6
Avg. Dist. to Rail [m]	5.2	0.8	1.0	1.3	2.4	3.6	5.5	5.4
Avg. Stride Freq. [Hz]	2.1	2.2	2.2	2.2	2.2	2.3	2.3	2.3
Avg. Stride Length [m]	6.9	7.8	8.0	8.1	8.2	8.1	7.8	7.6



- [] Ranking at each section and finish
- :-:- No data available at this section
- NA No data available

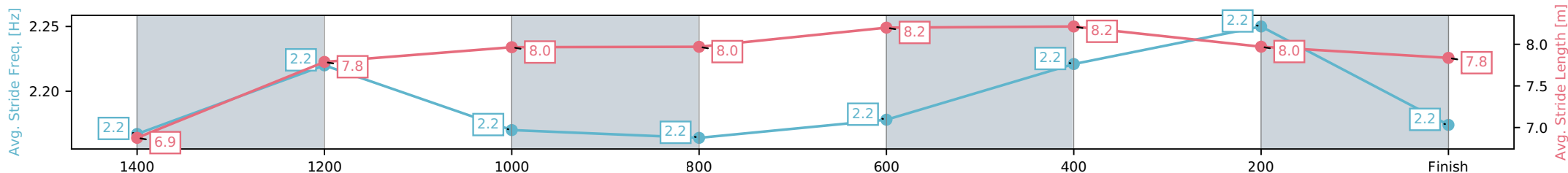
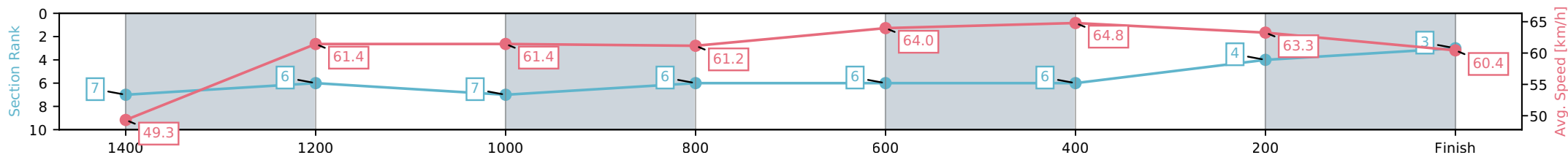
Horse/Jockey Name	Release Le Missile/Fiona Sandkuhl
Finish Rank	3
Fastest Section Time (Section)	0:11.23 (600-400)
Top Speed [km/h] (Section)	65.7 (600-400)
Race State	Finished



Townsville QLD --Professional-2026-04-14
 Race 4: LADBROKES FORM GENIUS BENCHMARK 60
 Handicap - 1609m
 14 April 2026 - 2:47PM
 Track Rating: Good 4, Weather: Overcast, Rail Position: +5.5m 1000m-
 W/Post, +3m Remainder



Section	L1609	L1400	L1200	L1000	L800	L600	L400	L200
Section Times	1:37.76 (0:16.55)	1:21.21 [6] (0:11.75)	1:09.46 [7] (0:11.72)	0:57.74 [6] (0:11.74)	0:46.00 [6] (0:11.31)	0:34.69 [6] (0:11.23)	0:23.46 [4] (0:11.47)	0:11.99 [3] (0:11.99)
Average Speed [km/h]	49.3	61.4	61.4	61.2	64.0	64.8	63.3	60.4
Top Speed [km/h]	61.3	62.5	61.9	61.6	65.1	65.7	64.2	63.3
Avg. Dist. to Rail [m]	4.0	1.1	0.7	1.0	1.2	2.4	4.6	5.3
Avg. Stride Freq. [Hz]	2.2	2.2	2.2	2.2	2.2	2.2	2.2	2.2
Avg. Stride Length [m]	6.9	7.8	8.0	8.0	8.2	8.2	8.0	7.8



[] Ranking at each section and finish
 -:-:- No data available at this section
 NA No data available

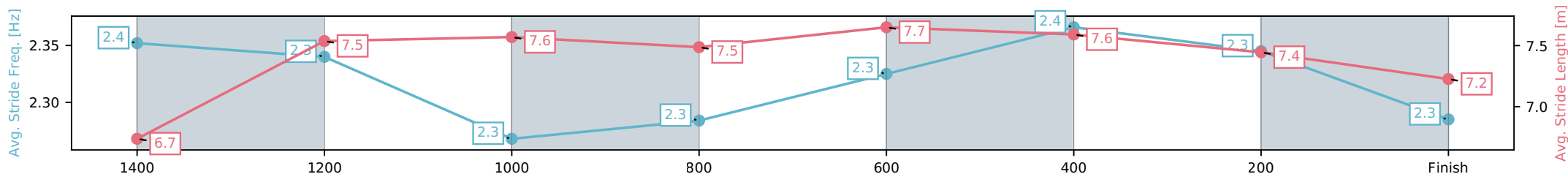
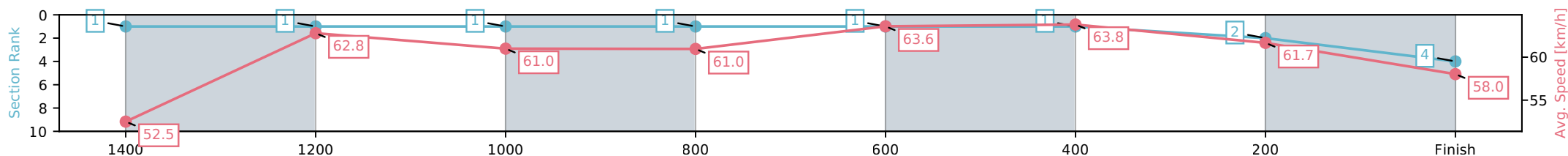
Horse/Jockey Name	Mooloolaba/Ryan Wiggins
Finish Rank	4
Fastest Section Time (Section)	0:11.36 (800-600)
Top Speed [km/h] (Section)	65.2 (600-400)
Race State	Finished



Townsville QLD --Professional-2026-04-14
 Race 4: LADBROKES FORM GENIUS BENCHMARK 60
 Handicap - 1609m
 14 April 2026 - 2:47PM
 Track Rating: Good 4, Weather: Overcast, Rail Position: +5.5m 1000m-
 W/Post, +3m Remainder



Section	L1609	L1400	L1200	L1000	L800	L600	L400	L200
Section Times	1:37.77 (0:15.68)	1:22.09 [1] (0:11.52)	1:10.57 [1] (0:11.81)	0:58.76 [1] (0:11.82)	0:46.93 [1] (0:11.36)	0:35.58 [1] (0:11.36)	0:24.21 [2] (0:11.72)	0:12.48 [4] (0:12.48)
Average Speed [km/h]	52.5	62.8	61.0	61.0	63.6	63.8	61.7	58.0
Top Speed [km/h]	62.9	63.8	61.7	62.3	64.8	65.2	63.1	59.7
Avg. Dist. to Rail [m]	7.2	2.0	1.4	0.8	0.7	1.5	2.2	1.5
Avg. Stride Freq. [Hz]	2.4	2.3	2.3	2.3	2.3	2.4	2.3	2.3
Avg. Stride Length [m]	6.7	7.5	7.6	7.5	7.7	7.6	7.4	7.2



- [] Ranking at each section and finish
- :-:- No data available at this section
- NA No data available

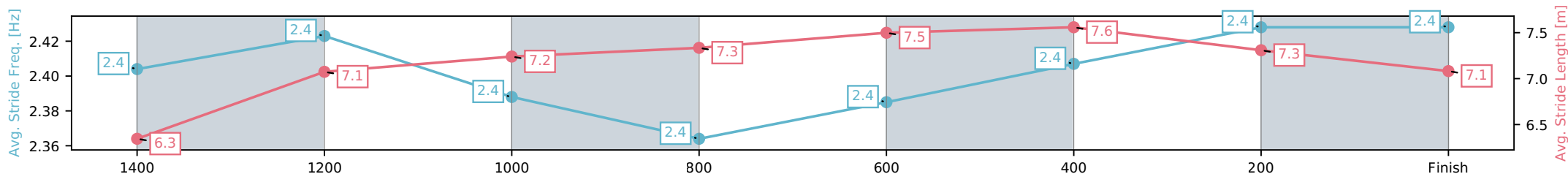
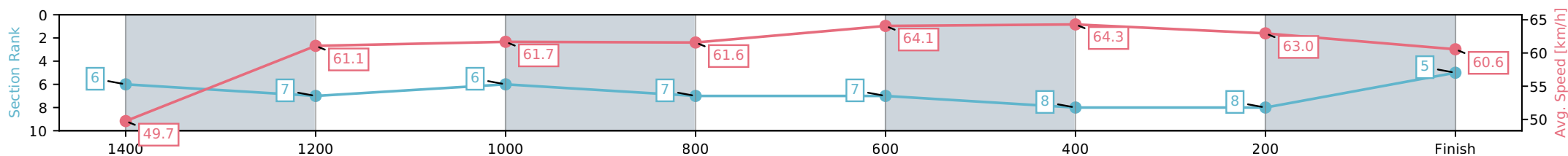
Horse/Jockey Name	Oh So Thrilling/Chris Whiteley
Finish Rank	5
Fastest Section Time (Section)	0:11.38 (800-600)
Top Speed [km/h] (Section)	66.1 (600-400)
Race State	Finished



Townsville QLD --Professional-2026-04-14
 Race 4: LADBROKES FORM GENIUS BENCHMARK 60
 Handicap - 1609m
 14 April 2026 - 2:47PM
 Track Rating: Good 4, Weather: Overcast, Rail Position: +5.5m 1000m-
 W/Post, +3m Remainder



Section	L1609	L1400	L1200	L1000	L800	L600	L400	L200
Section Times	1:38.06 (0:16.48)	1:21.58 [7] (0:11.85)	1:09.73 [6] (0:11.69)	0:58.04 [7] (0:11.81)	0:46.24 [7] (0:11.38)	0:34.86 [8] (0:11.38)	0:23.48 [8] (0:11.54)	0:11.94 [5] (0:11.94)
Average Speed [km/h]	49.7	61.1	61.7	61.6	64.1	64.3	63.0	60.6
Top Speed [km/h]	61.2	62.2	63.0	62.8	65.6	66.1	64.0	62.3
Avg. Dist. to Rail [m]	4.5	2.7	2.3	2.0	2.9	3.3	6.2	6.9
Avg. Stride Freq. [Hz]	2.4	2.4	2.4	2.4	2.4	2.4	2.4	2.4
Avg. Stride Length [m]	6.3	7.1	7.2	7.3	7.5	7.6	7.3	7.1



- [] Ranking at each section and finish
- :-:- No data available at this section
- NA No data available

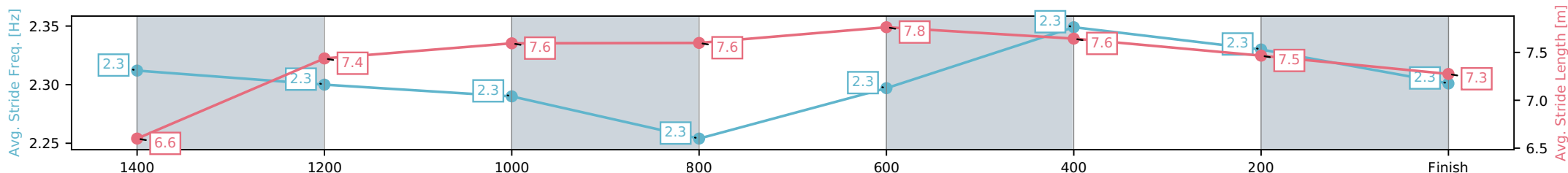
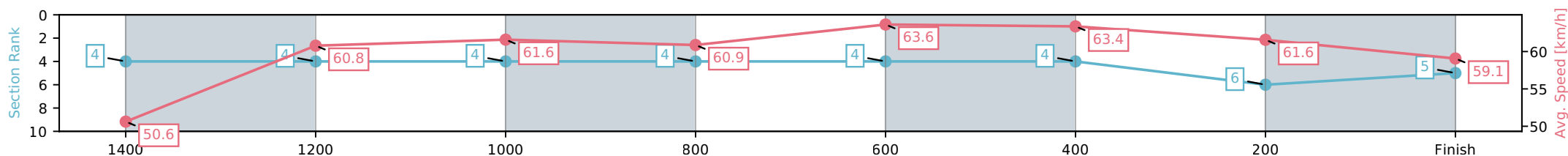
Horse/Jockey Name	Merry Old Soul/Lacey Morrison
Finish Rank	6
Fastest Section Time (Section)	0:11.33 (800-600)
Top Speed [km/h] (Section)	65.3 (600-400)
Race State	Finished



Townsville QLD --Professional-2026-04-14
 Race 4: LADBROKES FORM GENIUS BENCHMARK 60
 Handicap - 1609m
 14 April 2026 - 2:47PM
 Track Rating: Good 4, Weather: Overcast, Rail Position: +5.5m 1000m-
 W/Post, +3m Remainder



Section	L1609	L1400	L1200	L1000	L800	L600	L400	L200
Section Times	1:38.06 (0:16.13)	1:21.93 [4] (0:11.85)	1:10.08 [4] (0:11.69)	0:58.38 [4] (0:11.78)	0:46.60 [4] (0:11.33)	0:35.27 [4] (0:11.39)	0:23.88 [6] (0:11.71)	0:12.18 [5] (0:12.18)
Average Speed [km/h]	50.6	60.8	61.6	60.9	63.6	63.4	61.6	59.1
Top Speed [km/h]	61.4	61.3	62.5	62.5	64.8	65.3	62.6	60.8
Avg. Dist. to Rail [m]	3.5	0.9	1.1	0.8	0.2	0.5	1.7	2.2
Avg. Stride Freq. [Hz]	2.3	2.3	2.3	2.3	2.3	2.3	2.3	2.3
Avg. Stride Length [m]	6.6	7.4	7.6	7.6	7.8	7.6	7.5	7.3



- [] Ranking at each section and finish
- :-:- No data available at this section
- NA No data available

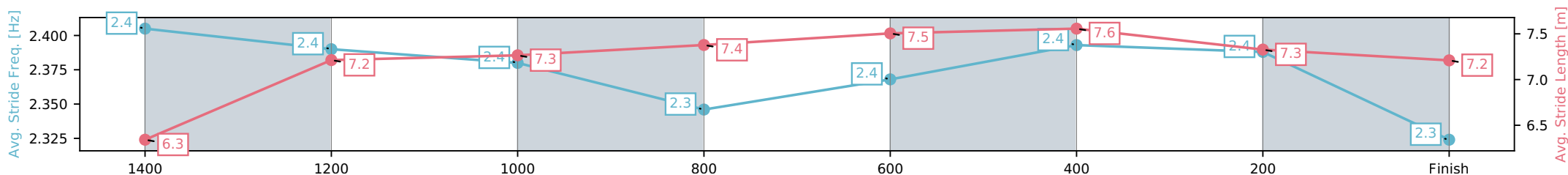
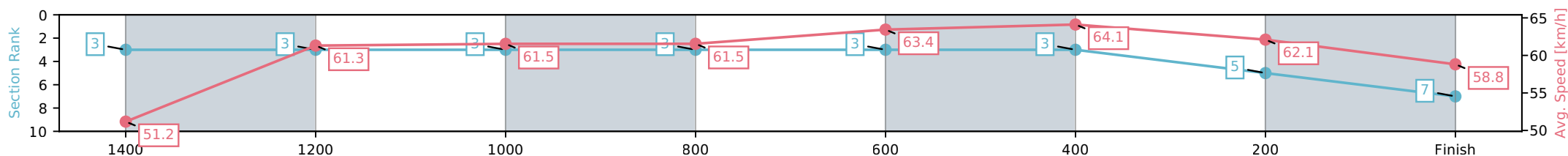
Horse/Jockey Name	Joe's Giggle/Tasha Chambers
Finish Rank	7
Fastest Section Time (Section)	0:11.36 (600-400)
Top Speed [km/h] (Section)	64.9 (600-400)
Race State	Finished



Townsville QLD --Professional-2026-04-14
 Race 4: LADBROKES FORM GENIUS BENCHMARK 60
 Handicap - 1609m
 14 April 2026 - 2:47PM
 Track Rating: Good 4, Weather: Overcast, Rail Position: +5.5m 1000m-
 W/Post, +3m Remainder



Section	L1609	L1400	L1200	L1000	L800	L600	L400	L200
Section Times	1:38.09 (0:16.00)	1:22.09 [3] (0:11.81)	1:10.28 [3] (0:11.70)	0:58.58 [3] (0:11.76)	0:46.82 [3] (0:11.50)	0:35.32 [3] (0:11.36)	0:23.96 [5] (0:11.65)	0:12.31 [7] (0:12.31)
Average Speed [km/h]	51.2	61.3	61.5	61.5	63.4	64.1	62.1	58.8
Top Speed [km/h]	61.3	62.1	62.4	62.6	64.3	64.9	63.2	61.3
Avg. Dist. to Rail [m]	4.7	2.1	1.7	1.4	2.7	2.6	3.6	3.9
Avg. Stride Freq. [Hz]	2.4	2.4	2.4	2.3	2.4	2.4	2.4	2.3
Avg. Stride Length [m]	6.3	7.2	7.3	7.4	7.5	7.6	7.3	7.2



- [] Ranking at each section and finish
- :-:- No data available at this section
- NA No data available

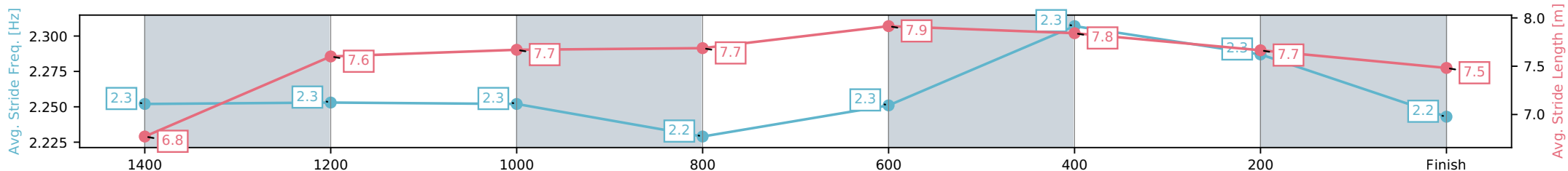
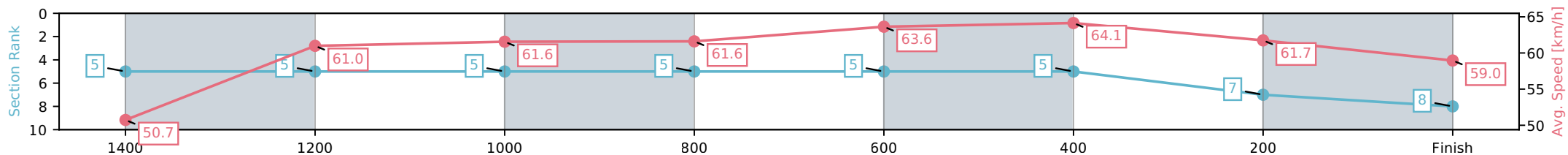
Horse/Jockey Name	Savvy Thinker/Nathan Thomas
Finish Rank	8
Fastest Section Time (Section)	0:11.37 (600-400)
Top Speed [km/h] (Section)	65.0 (600-400)
Race State	Finished



Townsville QLD --Professional-2026-04-14
 Race 4: LADBROKES FORM GENIUS BENCHMARK 60
 Handicap - 1609m
 14 April 2026 - 2:47PM
 Track Rating: Good 4, Weather: Overcast, Rail Position: +5.5m 1000m-
 W/Post, +3m Remainder



Section	L1609	L1400	L1200	L1000	L800	L600	L400	L200
Section Times	1:38.33 (0:16.20)	1:22.13 [5] (0:11.86)	1:10.27 [5] (0:11.70)	0:58.57 [5] (0:11.71)	0:46.86 [5] (0:11.44)	0:35.42 [5] (0:11.37)	0:24.05 [7] (0:11.76)	0:12.30 [8] (0:12.30)
Average Speed [km/h]	50.7	61.0	61.6	61.6	63.6	64.1	61.7	59.0
Top Speed [km/h]	60.3	61.6	62.2	63.1	64.5	65.0	63.3	60.7
Avg. Dist. to Rail [m]	5.8	1.5	1.4	1.3	2.0	2.8	4.9	4.9
Avg. Stride Freq. [Hz]	2.3	2.3	2.3	2.2	2.3	2.3	2.3	2.2
Avg. Stride Length [m]	6.8	7.6	7.7	7.7	7.9	7.8	7.7	7.5



- [] Ranking at each section and finish
- :-:- No data available at this section
- NA No data available



Townsville QLD

Race 5: LADBROKES SAME RACE MULTI BENCHMARK 70 Handicap - 1200m

14 April 2026 - 3:27PM

Track Rating: Good 4, Weather: Overcast, Rail Position: +5.5m 1000m-W/Post, +3m Remainder



Field Times (Race Tempo) 1:09.49 0:55.86 0:44.81 0:33.74 0:22.70 0:11.50
 (0:13.63) (0:11.05) (0:11.07) (0:11.04) (0:11.19) (0:11.50)

Rank	TAB#	Horse	Overall Time	First 400m	Top Speed km/h (Section)	L1200	L1000	L800	L600	L400	L200		
	(BAR#)	Jockey	Margin (DT-W)	Last 600m	Fastest Section (Time)	Start - 1000	1000 - 800	800 - 600	600 - 400	400 - 200	200 - Finish		
1	3	Outsmarted	1:09.49	0:25.38	68.1 (600-400)	1:09.49	0:55.10 [7]	0:44.11 [7]	0:33.05 [7]	0:22.16 [7]	0:11.40 [3]		
	(6)	Wanderson D'Avila		0:33.05	400-200 (0:10.76)	(0:14.39)	(0:10.99)	(0:11.06)	(0:10.89)	(0:10.76)	(0:11.40)		
2	7	Rhegion	1:09.55	0:25.11	67.2 (600-400)	1:09.55	0:55.60 [4]	0:44.44 [5]	0:33.31 [5]	0:22.34 [4]	0:11.48 [2]		
	(7)	Ryan Wiggins	0.4L (+0)	0:33.31	400-200 (0:10.86)	(0:13.95)	(0:11.16)	(0:11.13)	(0:10.97)	(0:10.86)	(0:11.48)		
3	4	Sand 'N' Power	1:09.57	0:25.25	66.9 (400-200)	1:09.57	0:55.35 [6]	0:44.31 [6]	0:33.30 [6]	0:22.36 [5]	0:11.48 [3]		
	(4)	Ivo Fry	0.5L (-1)	0:33.29	400-200 (0:10.87)	(0:14.22)	(0:11.03)	(0:11.01)	(0:10.94)	(0:10.87)	(0:11.48)		
4	6	Mission House	1:09.73	0:24.91	66.7 (400-200)	1:09.73	0:55.79 [3]	0:44.82 [3]	0:33.72 [3]	0:22.64 [2]	0:11.61 [5]		
	(1)	Chris Whiteley	1.4L (-1)	0:33.72	1000-800 (0:10.97)	(0:13.94)	(0:10.97)	(0:11.11)	(0:11.07)	(0:11.04)	(0:11.61)		
5	5	John Joseph	1:09.84	0:25.02	66.8 (400-200)	1:09.84	0:55.89 [5]	0:44.82 [4]	0:33.66 [4]	0:22.59 [6]	0:11.63 [6]		
	(3)	Lacey Morrison	2.1L (-1)	0:33.67	400-200 (0:10.96)	(0:13.95)	(0:11.07)	(0:11.16)	(0:11.08)	(0:10.96)	(0:11.63)		
6	2	Rubunkar	1:09.93	0:24.68	66.3 (600-400)	1:09.93	0:56.30 [1]	0:45.25 [1]	0:34.18 [1]	0:23.14 [1]	0:11.94 [1]		
	(2)	Aidan Holt	2.6L (-3)	0:34.17	600-400 (0:11.04)	(0:13.63)	(0:11.05)	(0:11.07)	(0:11.04)	(0:11.19)	(0:11.94)		
7	8	Arctic Bear	1:10.25	0:24.88	67.2 (1000-800)	1:10.25	0:56.51 [2]	0:45.38 [2]	0:34.24 [2]	0:23.09 [3]	0:11.93 [7]		
	(5)	Gabrielle Semmens	4.5L (+0)	0:34.23	1000-800 (0:11.14)	(0:13.74)	(0:11.14)	(0:11.14)	(0:11.14)	(0:11.16)	(0:11.93)		
8	9	Shockstar	1:10.56	0:25.44	67.1 (600-400)	1:10.56	0:56.06 [8]	0:45.11 [8]	0:34.07 [8]	0:23.07 [8]	0:11.96 [8]		
	(8)	Adam Sewell	6.3L (-3)	0:34.08	1000-800 (0:10.94)	(0:14.50)	(0:10.94)	(0:11.04)	(0:11.00)	(0:11.12)	(0:11.96)		

Scratched: Russian Mint (#1)

Report Created: Tue 14 April 2026

(Note: Races are conducted over an approximate distance as close as possible to the advertised distance, and recorded data may vary accordingly. Official times refer to race times only and do not include handicap times.)

[] Position in running at each section and finish TAB# Saddle cloth number

-:--:-- No data available at this section

NA No data available

DNT Did not track

BAR# Barrier/Gate Position

DNF Did not finish

DT-W Distance travelled compared to winner in metres

Fastest split

Fastest section

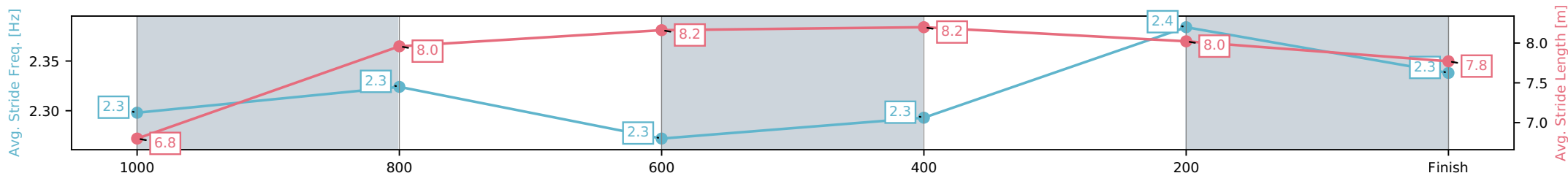
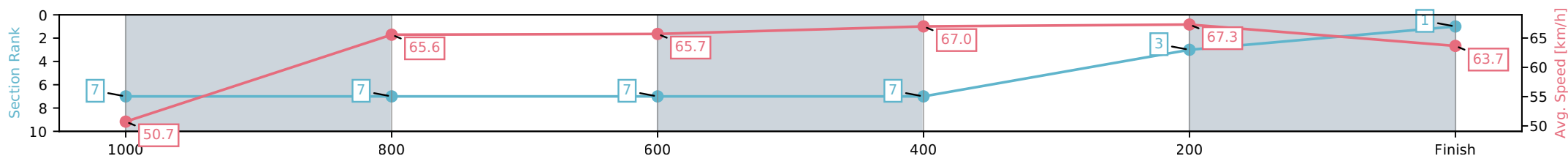
Horse/Jockey Name	Outsmarted/Wanderson D'Avila
Finish Rank	1
Fastest Section Time (Section)	0:10.76 (400-200)
Top Speed [km/h] (Section)	68.1 (600-400)
Race State	Finished



Townsville QLD --Professional-2026-04-14
 Race 5: LADBROKES SAME RACE MULTI BENCHMARK 70
 Handicap - 1200m
 14 April 2026 - 3:27PM
 Track Rating: Good 4, Weather: Overcast, Rail Position: +5.5m 1000m-
 W/Post, +3m Remainder



Section	L1200	L1000	L800	L600	L400	L200
Section Times	1:09.49 (0:14.39)	0:55.10 [7] (0:10.99)	0:44.11 [7] (0:11.06)	0:33.05 [7] (0:10.89)	0:22.16 [3] (0:10.76)	0:11.40 [1] (0:11.40)
Average Speed [km/h]	50.7	65.6	65.7	67.0	67.3	63.7
Top Speed [km/h]	63.2	67.5	66.2	68.1	68.0	66.9
Avg. Dist. to Rail [m]	6.1	1.2	2.0	2.6	5.8	8.0
Avg. Stride Freq. [Hz]	2.3	2.3	2.3	2.3	2.4	2.3
Avg. Stride Length [m]	6.8	8.0	8.2	8.2	8.0	7.8



[] Ranking at each section and finish
 -:-:- No data available at this section
 NA No data available

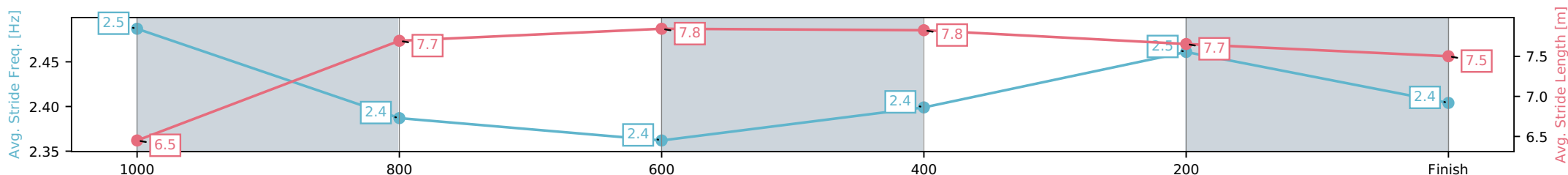
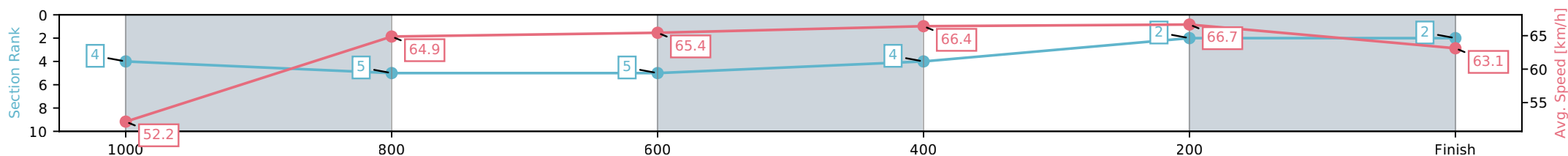
Horse/Jockey Name	Rhegion/Ryan Wiggins
Finish Rank	2
Fastest Section Time (Section)	0:10.86 (400-200)
Top Speed [km/h] (Section)	67.2 (600-400)
Race State	Finished



Townsville QLD --Professional-2026-04-14
 Race 5: LADBROKES SAME RACE MULTI BENCHMARK 70
 Handicap - 1200m
 14 April 2026 - 3:27PM
 Track Rating: Good 4, Weather: Overcast, Rail Position: +5.5m 1000m-
 W/Post, +3m Remainder



Section	L1200	L1000	L800	L600	L400	L200
Section Times	1:09.55 (0:13.95)	0:55.60 [5] (0:11.16)	0:44.44 [5] (0:11.13)	0:33.31 [4] (0:10.97)	0:22.34 [2] (0:10.86)	0:11.48 [2] (0:11.48)
Average Speed [km/h]	52.2	64.9	65.4	66.4	66.7	63.1
Top Speed [km/h]	65.8	66.4	66.4	67.2	67.2	65.8
Avg. Dist. to Rail [m]	8.1	1.4	2.5	2.5	4.0	4.6
Avg. Stride Freq. [Hz]	2.5	2.4	2.4	2.4	2.5	2.4
Avg. Stride Length [m]	6.5	7.7	7.8	7.8	7.7	7.5



- [] Ranking at each section and finish
- :-:- No data available at this section
- NA No data available

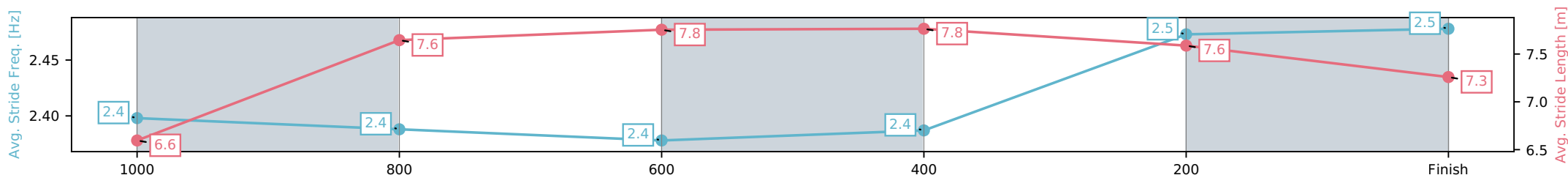
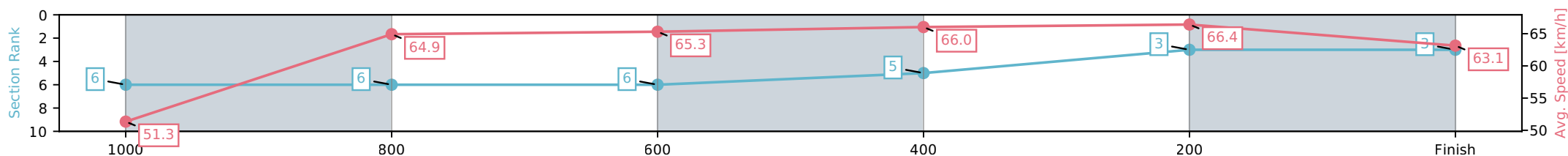
Horse/Jockey Name	Sand 'N' Power/Ivo Fry
Finish Rank	3
Fastest Section Time (Section)	0:10.87 (400-200)
Top Speed [km/h] (Section)	66.9 (400-200)
Race State	Finished



Townsville QLD --Professional-2026-04-14
 Race 5: LADBROKES SAME RACE MULTI BENCHMARK 70
 Handicap - 1200m
 14 April 2026 - 3:27PM
 Track Rating: Good 4, Weather: Overcast, Rail Position: +5.5m 1000m-
 W/Post, +3m Remainder



Section	L1200	L1000	L800	L600	L400	L200
Section Times	1:09.57 (0:14.22)	0:55.35 [6] (0:11.03)	0:44.31 [6] (0:11.01)	0:33.30 [5] (0:10.94)	0:22.36 [3] (0:10.87)	0:11.48 [3] (0:11.48)
Average Speed [km/h]	51.3	64.9	65.3	66.0	66.4	63.1
Top Speed [km/h]	63.4	65.8	66.6	66.8	66.9	65.7
Avg. Dist. to Rail [m]	5.1	0.9	0.3	0.9	2.1	1.1
Avg. Stride Freq. [Hz]	2.4	2.4	2.4	2.4	2.5	2.5
Avg. Stride Length [m]	6.6	7.6	7.8	7.8	7.6	7.3



[] Ranking at each section and finish
 -:-:- No data available at this section
 NA No data available

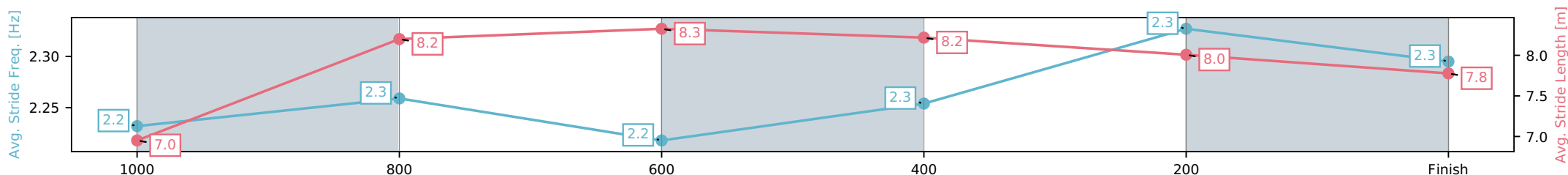
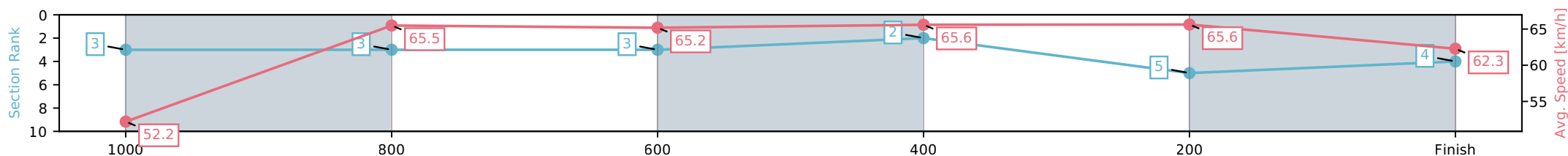
Horse/Jockey Name	Mission House/Chris Whiteley
Finish Rank	4
Fastest Section Time (Section)	0:10.97 (1000-800)
Top Speed [km/h] (Section)	66.7 (400-200)
Race State	Finished



Townsville QLD --Professional-2026-04-14
 Race 5: LADBROKES SAME RACE MULTI BENCHMARK 70
 Handicap - 1200m
 14 April 2026 - 3:27PM
 Track Rating: Good 4, Weather: Overcast, Rail Position: +5.5m 1000m-
 W/Post, +3m Remainder



Section	L1200	L1000	L800	L600	L400	L200
Section Times	1:09.73 (0:13.94)	0:55.79 [3] (0:10.97)	0:44.82 [3] (0:11.11)	0:33.72 [2] (0:11.07)	0:22.64 [5] (0:11.04)	0:11.61 [4] (0:11.61)
Average Speed [km/h]	52.2	65.5	65.2	65.6	65.6	62.3
Top Speed [km/h]	65.5	66.5	65.8	66.3	66.7	65.1
Avg. Dist. to Rail [m]	2.9	1.0	1.3	2.0	3.6	2.8
Avg. Stride Freq. [Hz]	2.2	2.3	2.2	2.3	2.3	2.3
Avg. Stride Length [m]	7.0	8.2	8.3	8.2	8.0	7.8



[] Ranking at each section and finish
 -:-:- No data available at this section
 NA No data available

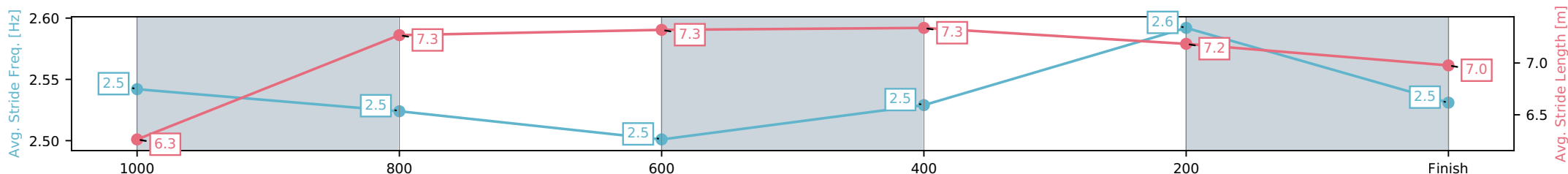
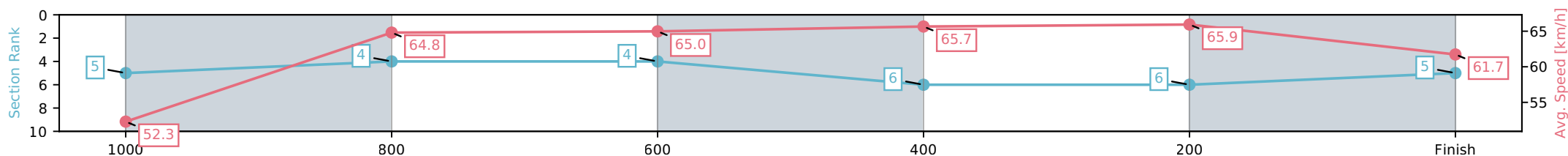
Horse/Jockey Name	John Joseph/Lacey Morrison
Finish Rank	5
Fastest Section Time (Section)	0:10.96 (400-200)
Top Speed [km/h] (Section)	66.8 (400-200)
Race State	Finished



Townsville QLD --Professional-2026-04-14
 Race 5: LADBROKES SAME RACE MULTI BENCHMARK 70
 Handicap - 1200m
 14 April 2026 - 3:27PM
 Track Rating: Good 4, Weather: Overcast, Rail Position: +5.5m 1000m-
 W/Post, +3m Remainder



Section	L1200	L1000	L800	L600	L400	L200
Section Times	1:09.84 (0:13.95)	0:55.89 [4] (0:11.07)	0:44.82 [4] (0:11.16)	0:33.66 [6] (0:11.08)	0:22.59 [6] (0:10.96)	0:11.63 [5] (0:11.63)
Average Speed [km/h]	52.3	64.8	65.0	65.7	65.9	61.7
Top Speed [km/h]	65.4	65.4	65.9	66.5	66.8	65.5
Avg. Dist. to Rail [m]	4.3	0.9	1.6	1.9	2.5	2.7
Avg. Stride Freq. [Hz]	2.5	2.5	2.5	2.5	2.6	2.5
Avg. Stride Length [m]	6.3	7.3	7.3	7.3	7.2	7.0



[] Ranking at each section and finish
 -:-:- No data available at this section
 NA No data available

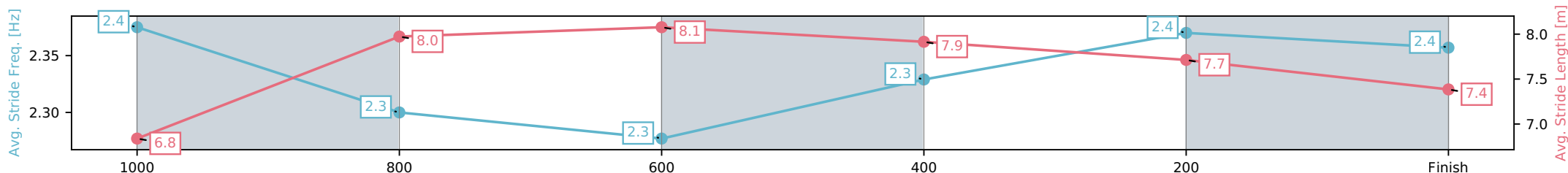
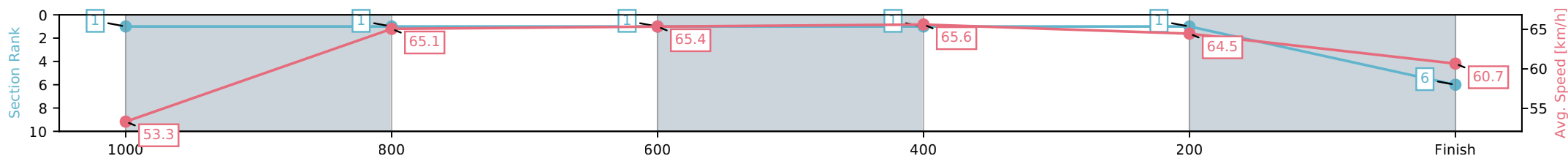
Horse/Jockey Name	Rubunkar/Aidan Holt
Finish Rank	6
Fastest Section Time (Section)	0:11.04 (600-400)
Top Speed [km/h] (Section)	66.3 (600-400)
Race State	Finished



Townsville QLD --Professional-2026-04-14
 Race 5: LADBROKES SAME RACE MULTI BENCHMARK 70
 Handicap - 1200m
 14 April 2026 - 3:27PM
 Track Rating: Good 4, Weather: Overcast, Rail Position: +5.5m 1000m-
 W/Post, +3m Remainder



Section	L1200	L1000	L800	L600	L400	L200
Section Times	1:09.93 (0:13.63)	0:56.30 [1] (0:11.05)	0:45.25 [1] (0:11.07)	0:34.18 [1] (0:11.04)	0:23.14 [1] (0:11.19)	0:11.94 [6] (0:11.94)
Average Speed [km/h]	53.3	65.1	65.4	65.6	64.5	60.7
Top Speed [km/h]	65.9	65.9	65.9	66.3	65.5	63.3
Avg. Dist. to Rail [m]	2.8	1.0	0.9	1.3	2.2	2.2
Avg. Stride Freq. [Hz]	2.4	2.3	2.3	2.3	2.4	2.4
Avg. Stride Length [m]	6.8	8.0	8.1	7.9	7.7	7.4



[] Ranking at each section and finish
 -:-:- No data available at this section
 NA No data available

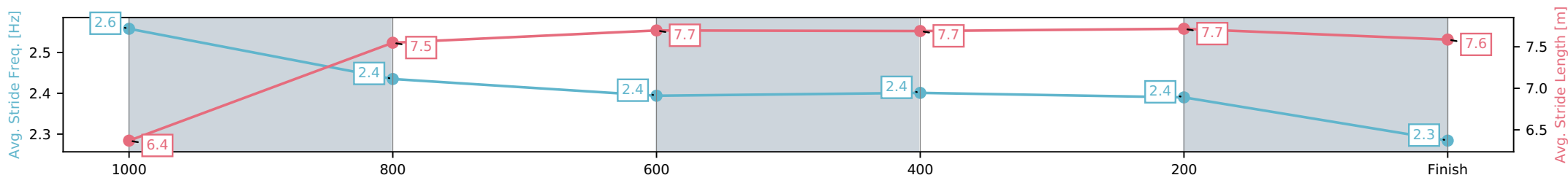
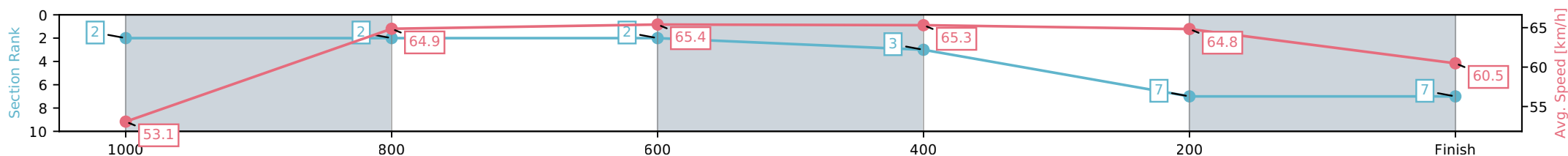
Horse/Jockey Name	Arctic Bear/Gabrielle Semmens
Finish Rank	7
Fastest Section Time (Section)	0:11.14 (1000-800)
Top Speed [km/h] (Section)	67.2 (1000-800)
Race State	Finished



Townsville QLD --Professional-2026-04-14
 Race 5: LADBROKES SAME RACE MULTI BENCHMARK 70
 Handicap - 1200m
 14 April 2026 - 3:27PM
 Track Rating: Good 4, Weather: Overcast, Rail Position: +5.5m 1000m-
 W/Post, +3m Remainder



Section	L1200	L1000	L800	L600	L400	L200
Section Times	1:10.25 (0:13.74)	0:56.51 [2] (0:11.14)	0:45.38 [2] (0:11.14)	0:34.24 [3] (0:11.14)	0:23.09 [7] (0:11.16)	0:11.93 [7] (0:11.93)
Average Speed [km/h]	53.1	64.9	65.4	65.3	64.8	60.5
Top Speed [km/h]	65.9	67.2	66.6	67.1	66.1	62.7
Avg. Dist. to Rail [m]	5.7	1.3	2.5	2.3	3.5	6.1
Avg. Stride Freq. [Hz]	2.6	2.4	2.4	2.4	2.4	2.3
Avg. Stride Length [m]	6.4	7.5	7.7	7.7	7.7	7.6



- [] Ranking at each section and finish
- :-:- No data available at this section
- NA No data available

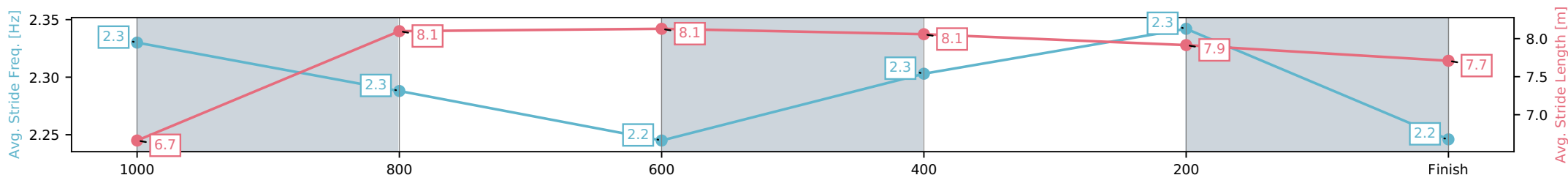
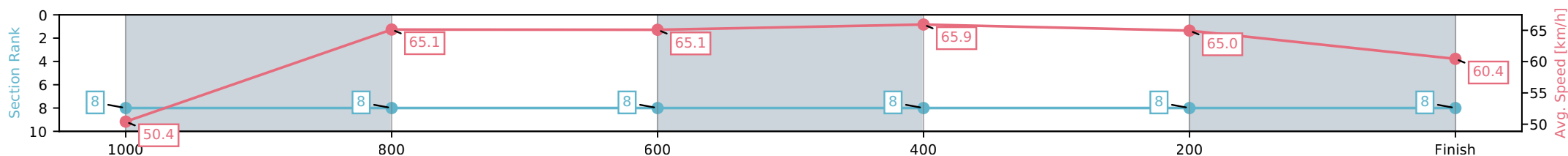
Horse/Jockey Name	Shockstar/Adam Sewell
Finish Rank	8
Fastest Section Time (Section)	0:10.94 (1000-800)
Top Speed [km/h] (Section)	67.1 (600-400)
Race State	Finished



Townsville QLD --Professional-2026-04-14
 Race 5: LADBROKES SAME RACE MULTI BENCHMARK 70
 Handicap - 1200m
 14 April 2026 - 3:27PM
 Track Rating: Good 4, Weather: Overcast, Rail Position: +5.5m 1000m-
 W/Post, +3m Remainder



Section	L1200	L1000	L800	L600	L400	L200
Section Times	1:10.56 (0:14.50)	0:56.06 [8] (0:10.94)	0:45.11 [8] (0:11.04)	0:34.07 [8] (0:11.00)	0:23.07 [8] (0:11.12)	0:11.96 [8] (0:11.96)
Average Speed [km/h]	50.4	65.1	65.1	65.9	65.0	60.4
Top Speed [km/h]	66.6	66.9	66.0	67.1	66.9	62.9
Avg. Dist. to Rail [m]	7.8	2.2	0.4	1.3	1.7	1.6
Avg. Stride Freq. [Hz]	2.3	2.3	2.2	2.3	2.3	2.2
Avg. Stride Length [m]	6.7	8.1	8.1	8.1	7.9	7.7



- [] Ranking at each section and finish
- :-:- No data available at this section
- NA No data available



Townsville QLD
 Race 6: HYGAIN BENCHMARK 55 Handicap - 1200m
 14 April 2026 - 4:04PM



Track Rating: Good 4, Weather: Overcast, Rail Position: +5.5m 1000m-W/Post, +3m Remainder

Field Times (Race Tempo) 1:09.31 0:55.76 0:44.77 0:33.71 0:22.68 0:11.66
 (0:13.55) (0:10.99) (0:11.06) (0:11.03) (0:11.02) (0:11.66)

Rank	TAB#	Horse	Overall Time	First 400m	Top Speed km/h (Section)	L1200	L1000	L800	L600	L400	L200		
	(BAR#)	Jockey	Margin (DT-W)	Last 600m	Fastest Section (Time)	Start - 1000	1000 - 800	800 - 600	600 - 400	400 - 200	200 - Finish		
1	6	Line 'Em Up Loui	1:09.31	0:24.54	67.1 (1200 - 1000)	1:09.31	0:55.76 [1]	0:44.77 [1]	0:33.71 [1]	0:22.68 [1]	0:11.66 [1]		
	(9)	Ryan Wiggins		0:33.71	1000-800 (0:10.99)	(0:13.55)	(0:10.99)	(0:11.06)	(0:11.03)	(0:11.02)	(0:11.66)		
2	9	That's It	1:09.77	0:24.98	66.5 (800-600)	1:09.77	0:55.96 [3]	0:44.80 [4]	0:33.76 [4]	0:22.67 [4]	0:11.66 [3]		
	(8)	Gabrielle Semmens	2.7L (+5)	0:33.76	400-200 (0:11.01)	(0:13.81)	(0:11.17)	(0:11.04)	(0:11.09)	(0:11.01)	(0:11.66)		
3	3	Divine Diamonds	1:09.82	0:25.23	66.8 (600-400)	1:09.82	0:55.76 [6]	0:44.59 [6]	0:33.52 [6]	0:22.37 [6]	0:11.38 [6]		
	(5)	Aidan Holt	3.0L (+4)	0:33.51	400-200 (0:10.99)	(0:14.06)	(0:11.17)	(0:11.07)	(0:11.14)	(0:10.99)	(0:11.38)		
4	7	Fancy Garter	1:09.86	0:24.77	66.6 (1000-800)	1:09.86	0:55.99 [4]	0:45.09 [3]	0:34.00 [3]	0:22.88 [3]	0:11.77 [2]		
	(1)	Lacey Morrison	3.2L (+2)	0:33.99	1000-800 (0:10.90)	(0:13.87)	(0:10.90)	(0:11.09)	(0:11.12)	(0:11.10)	(0:11.77)		
5	2	Rum Rumble	1:09.91	0:25.45	66.9 (800-600)	1:09.91	0:55.65 [7]	0:44.46 [7]	0:33.51 [7]	0:22.37 [8]	0:11.35 [7]		
	(3)	Courtney Bellamy	3.5L (+1)	0:33.51	800-600 (0:10.96)	(0:14.26)	(0:11.19)	(0:10.96)	(0:11.14)	(0:11.02)	(0:11.35)		
6	1	Talons	1:10.13	0:25.08	67.0 (400-200)	1:10.13	0:56.12 [5]	0:45.05 [5]	0:34.05 [5]	0:22.94 [5]	0:11.79 [5]		
	(2)	Ivo Fry	4.8L (+2)	0:34.06	800-600 (0:11.00)	(0:14.01)	(0:11.07)	(0:11.00)	(0:11.12)	(0:11.15)	(0:11.79)		
7	11	Look At Rosa	1:10.19	0:25.46	66.7 (600-400)	1:10.19	0:55.88 [8]	0:44.73 [8]	0:33.62 [8]	0:22.72 [7]	0:11.61 [8]		
	(4)	Adam Sewell	5.2L (+7)	0:33.62	600-400 (0:10.90)	(0:14.31)	(0:11.15)	(0:11.11)	(0:10.90)	(0:11.11)	(0:11.61)		
8	8	Looming One	1:10.24	0:25.60	67.3 (600-400)	1:10.24	0:55.90 [9]	0:44.64 [9]	0:33.62 [9]	0:22.51 [9]	0:11.55 [9]		
	(6)	Fiona Sandkuhl	5.4L (+2)	0:33.62	400-200 (0:10.96)	(0:14.34)	(0:11.26)	(0:11.02)	(0:11.11)	(0:10.96)	(0:11.55)		
9	4	Airclash	1:10.35	0:24.58	69.1 (1000-800)	1:10.35	0:56.62 [2]	0:45.77 [2]	0:34.72 [2]	0:23.49 [2]	0:12.10 [4]		
	(10)	Chelsea Jokic	6.1L (+6)	0:34.73	1000-800 (0:10.84)	(0:13.74)	(0:10.84)	(0:11.05)	(0:11.23)	(0:11.40)	(0:12.10)		
10	5	Albanian Bay	1:10.59	0:25.81	67.4 (800-600)	1:10.59	0:56.18 [10]	0:44.77 [10]	0:33.68 [10]	0:22.70 [10]	0:11.58 [10]		
	(7)	Chris Whiteley	7.5L (+6)	0:33.68	600-400 (0:10.98)	(0:14.40)	(0:11.41)	(0:11.09)	(0:10.98)	(0:11.12)	(0:11.58)		

Scratched: Livewire Lass (#10)

Report Created: Tue 14 April 2026

(Note: Races are conducted over an approximate distance as close as possible to the advertised distance, and recorded data may vary accordingly. Official times refer to race times only and do not include handicap times.)

[] Position in running at each section and finish TAB# Saddle cloth number

Fastest split

-:--:-- No data available at this section

BAR# Barrier/Gate Position

Fastest section

NA No data available

DNF Did not finish

DNT Did not track

DT-W Distance travelled compared to winner in metres

Horse/Jockey Name	Line 'Em Up Loui/Ryan Wiggins
Finish Rank	1
Fastest Section Time (Section)	0:10.99 (1000-800)
Top Speed [km/h] (Section)	67.1 (1200 - 1000)
Race State	Finished



Townsville QLD --Professional-2026-04-14

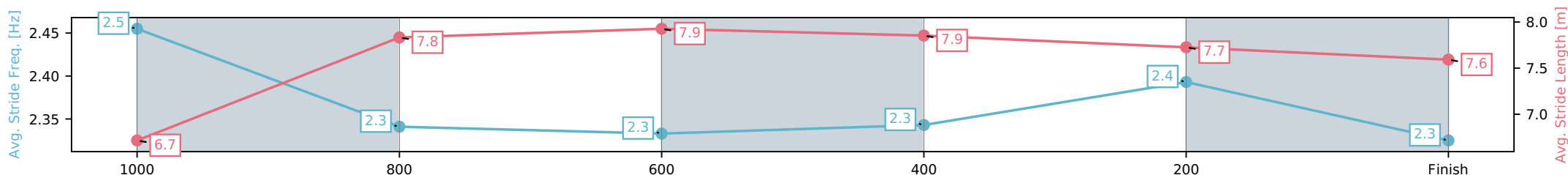
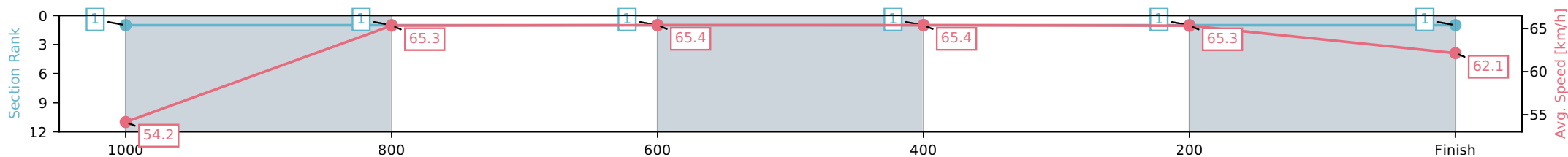
Race 6: HYGAIN BENCHMARK 55 Handicap - 1200m

14 April 2026 - 4:04PM

Track Rating: Good 4, Weather: Overcast, Rail Position: +5.5m 1000m-W/Post, +3m Remainder



Section	L1200	L1000	L800	L600	L400	L200
Section Times	1:09.31 (0:13.55)	0:55.76 [1] (0:10.99)	0:44.77 [1] (0:11.06)	0:33.71 [1] (0:11.03)	0:22.68 [1] (0:11.02)	0:11.66 [1] (0:11.66)
Average Speed [km/h]	54.2	65.3	65.4	65.4	65.3	62.1
Top Speed [km/h]	67.1	66.9	66.8	66.2	66.5	64.0
Avg. Dist. to Rail [m]	7.1	1.1	0.9	0.4	1.1	2.4
Avg. Stride Freq. [Hz]	2.5	2.3	2.3	2.3	2.4	2.3
Avg. Stride Length [m]	6.7	7.8	7.9	7.9	7.7	7.6



- [] Ranking at each section and finish
- :-:- No data available at this section
- NA No data available

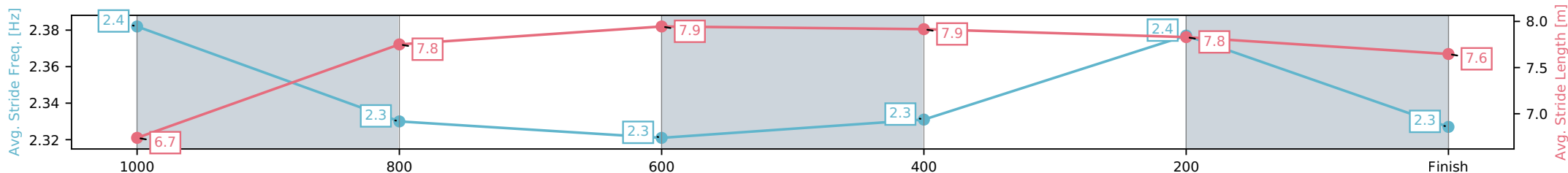
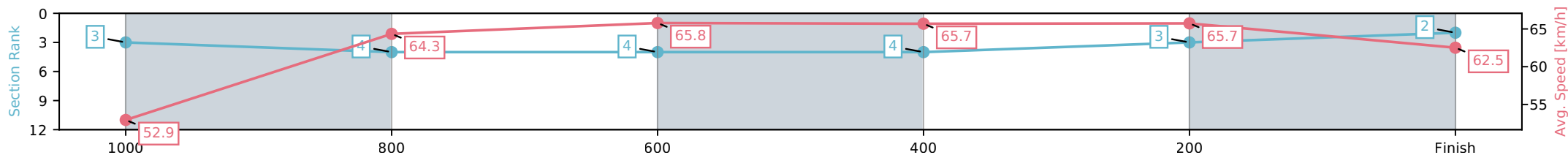
Horse/Jockey Name	That's It/Gabrielle Semmens
Finish Rank	2
Fastest Section Time (Section)	0:11.01 (400-200)
Top Speed [km/h] (Section)	66.5 (800-600)
Race State	Finished



Townsville QLD --Professional-2026-04-14
 Race 6: HYGAIN BENCHMARK 55 Handicap - 1200m
 14 April 2026 - 4:04PM
 Track Rating: Good 4, Weather: Overcast, Rail Position: +5.5m 1000m-
 W/Post, +3m Remainder



Section	L1200	L1000	L800	L600	L400	L200
Section Times	1:09.77 (0:13.81)	0:55.96 [4] (0:11.17)	0:44.80 [4] (0:11.04)	0:33.76 [4] (0:11.09)	0:22.67 [3] (0:11.01)	0:11.66 [2] (0:11.66)
Average Speed [km/h]	52.9	64.3	65.8	65.7	65.7	62.5
Top Speed [km/h]	64.9	65.1	66.5	66.4	66.5	64.4
Avg. Dist. to Rail [m]	5.5	1.3	1.8	2.3	4.5	6.0
Avg. Stride Freq. [Hz]	2.4	2.3	2.3	2.3	2.4	2.3
Avg. Stride Length [m]	6.7	7.8	7.9	7.9	7.8	7.6



- [] Ranking at each section and finish
- :-:- No data available at this section
- NA No data available

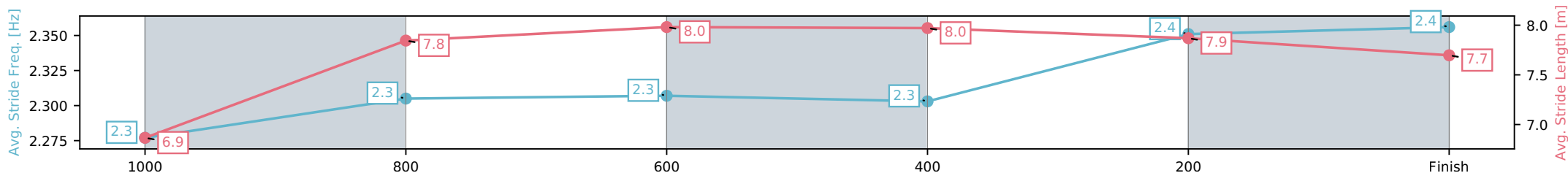
Horse/Jockey Name	Divine Diamonds/Aidan Holt
Finish Rank	3
Fastest Section Time (Section)	0:10.99 (400-200)
Top Speed [km/h] (Section)	66.8 (600-400)
Race State	Finished



Townsville QLD --Professional-2026-04-14
 Race 6: HYGAIN BENCHMARK 55 Handicap - 1200m
 14 April 2026 - 4:04PM
 Track Rating: Good 4, Weather: Overcast, Rail Position: +5.5m 1000m-
 W/Post, +3m Remainder



Section	L1200	L1000	L800	L600	L400	L200
Section Times	1:09.82 (0:14.06)	0:55.76 [6] (0:11.17)	0:44.59 [6] (0:11.07)	0:33.52 [6] (0:11.14)	0:22.37 [6] (0:10.99)	0:11.38 [3] (0:11.38)
Average Speed [km/h]	52.0	64.4	65.6	65.1	65.7	63.6
Top Speed [km/h]	64.8	64.9	66.1	66.8	66.6	65.6
Avg. Dist. to Rail [m]	4.2	0.9	1.8	1.5	3.9	7.8
Avg. Stride Freq. [Hz]	2.3	2.3	2.3	2.3	2.4	2.4
Avg. Stride Length [m]	6.9	7.8	8.0	8.0	7.9	7.7



- [] Ranking at each section and finish
- :-:- No data available at this section
- NA No data available

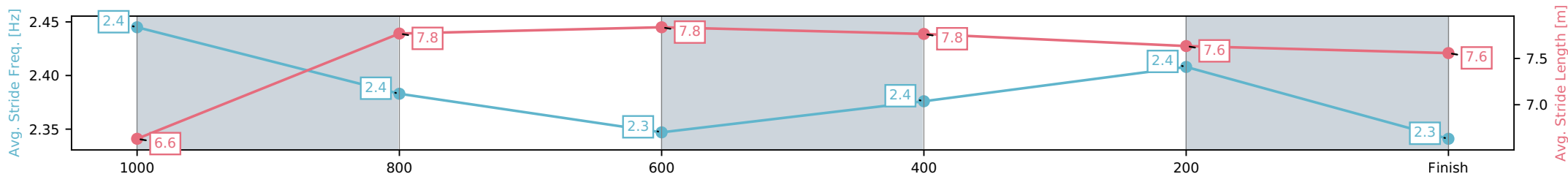
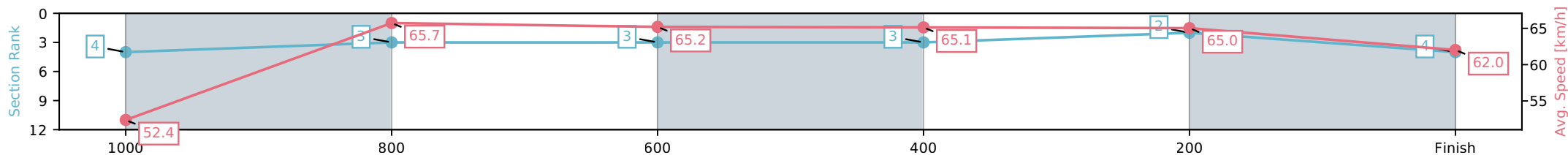
Horse/Jockey Name	Fancy Garter/Lacey Morrison
Finish Rank	4
Fastest Section Time (Section)	0:10.90 (1000-800)
Top Speed [km/h] (Section)	66.6 (1000-800)
Race State	Finished



Townsville QLD --Professional-2026-04-14
 Race 6: HYGAIN BENCHMARK 55 Handicap - 1200m
 14 April 2026 - 4:04PM
 Track Rating: Good 4, Weather: Overcast, Rail Position: +5.5m 1000m-
 W/Post, +3m Remainder



Section	L1200	L1000	L800	L600	L400	L200
Section Times	1:09.86 (0:13.87)	0:55.99 [3] (0:10.90)	0:45.09 [3] (0:11.09)	0:34.00 [3] (0:11.12)	0:22.88 [2] (0:11.10)	0:11.77 [4] (0:11.77)
Average Speed [km/h]	52.4	65.7	65.2	65.1	65.0	62.0
Top Speed [km/h]	66.2	66.6	66.0	66.1	65.4	65.2
Avg. Dist. to Rail [m]	1.8	1.3	1.1	1.2	1.8	2.4
Avg. Stride Freq. [Hz]	2.4	2.4	2.3	2.4	2.4	2.3
Avg. Stride Length [m]	6.6	7.8	7.8	7.8	7.6	7.6



- [] Ranking at each section and finish
- :-:- No data available at this section
- NA No data available

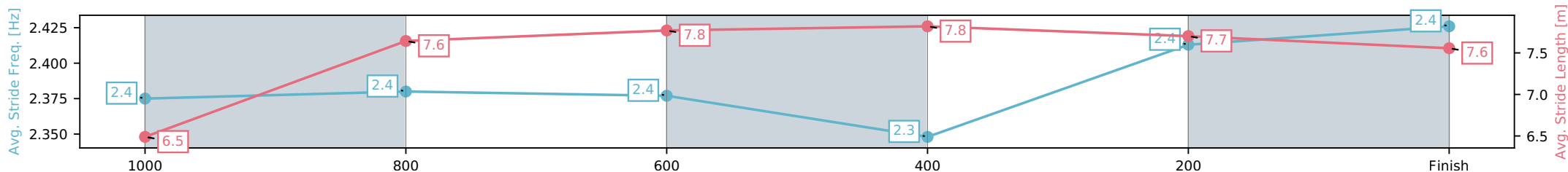
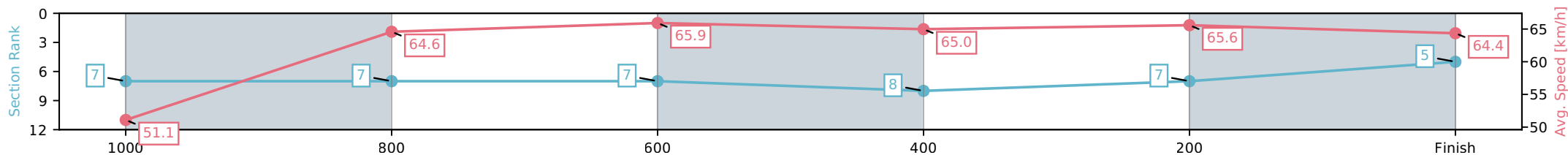
Horse/Jockey Name	Rum Rumble/Courtney Bellamy
Finish Rank	5
Fastest Section Time (Section)	0:10.96 (800-600)
Top Speed [km/h] (Section)	66.9 (800-600)
Race State	Finished



Townsville QLD --Professional-2026-04-14
 Race 6: HYGAIN BENCHMARK 55 Handicap - 1200m
 14 April 2026 - 4:04PM
 Track Rating: Good 4, Weather: Overcast, Rail Position: +5.5m 1000m-
 W/Post, +3m Remainder



Section	L1200	L1000	L800	L600	L400	L200
Section Times	1:09.91 (0:14.26)	0:55.65 [7] (0:11.19)	0:44.46 [7] (0:10.96)	0:33.51 [8] (0:11.14)	0:22.37 [7] (0:11.02)	0:11.35 [5] (0:11.35)
Average Speed [km/h]	51.1	64.6	65.9	65.0	65.6	64.4
Top Speed [km/h]	65.8	66.0	66.9	65.8	66.6	66.2
Avg. Dist. to Rail [m]	3.7	1.3	0.9	1.1	3.5	6.6
Avg. Stride Freq. [Hz]	2.4	2.4	2.4	2.3	2.4	2.4
Avg. Stride Length [m]	6.5	7.6	7.8	7.8	7.7	7.6



[] Ranking at each section and finish
 -:-:- No data available at this section
 NA No data available

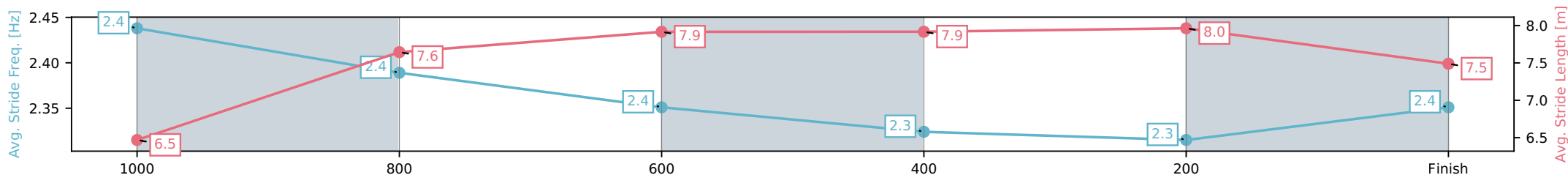
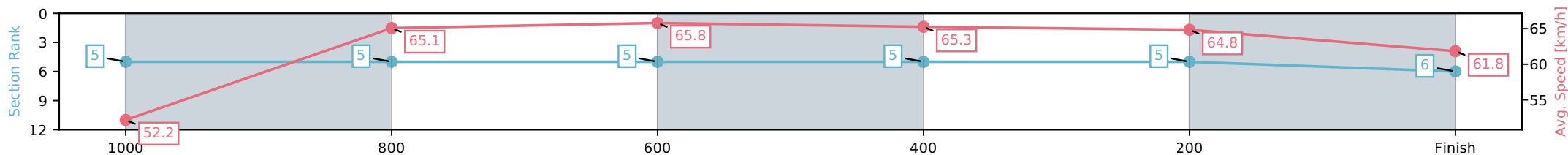
Horse/Jockey Name	Talons/Ivo Fry
Finish Rank	6
Fastest Section Time (Section)	0:11.00 (800-600)
Top Speed [km/h] (Section)	67.0 (400-200)
Race State	Finished



Townsville QLD --Professional-2026-04-14
 Race 6: HYGAIN BENCHMARK 55 Handicap - 1200m
 14 April 2026 - 4:04PM
 Track Rating: Good 4, Weather: Overcast, Rail Position: +5.5m 1000m-
 W/Post, +3m Remainder



Section	L1200	L1000	L800	L600	L400	L200
Section Times	1:10.13 (0:14.01)	0:56.12 [5] (0:11.07)	0:45.05 [5] (0:11.00)	0:34.05 [5] (0:11.12)	0:22.94 [5] (0:11.15)	0:11.79 [6] (0:11.79)
Average Speed [km/h]	52.2	65.1	65.8	65.3	64.8	61.8
Top Speed [km/h]	63.9	65.7	66.5	65.8	67.0	64.0
Avg. Dist. to Rail [m]	3.3	0.8	1.1	1.4	3.8	5.9
Avg. Stride Freq. [Hz]	2.4	2.4	2.4	2.3	2.3	2.4
Avg. Stride Length [m]	6.5	7.6	7.9	7.9	8.0	7.5



[] Ranking at each section and finish
 -:-:- No data available at this section
 NA No data available

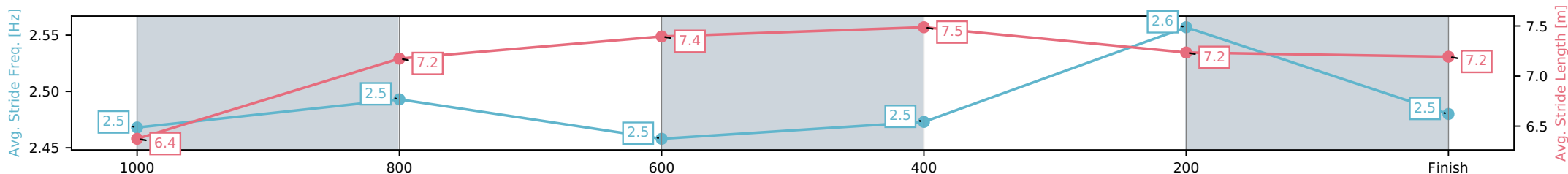
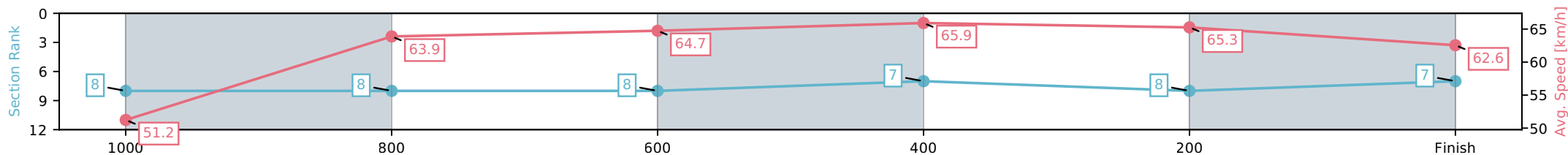
Horse/Jockey Name	Look At Rosa/Adam Sewell
Finish Rank	7
Fastest Section Time (Section)	0:10.90 (600-400)
Top Speed [km/h] (Section)	66.7 (600-400)
Race State	Finished



Townsville QLD --Professional-2026-04-14
 Race 6: HYGAIN BENCHMARK 55 Handicap - 1200m
 14 April 2026 - 4:04PM
 Track Rating: Good 4, Weather: Overcast, Rail Position: +5.5m 1000m-
 W/Post, +3m Remainder



Section	L1200	L1000	L800	L600	L400	L200
Section Times	1:10.19 (0:14.31)	0:55.88 [8] (0:11.15)	0:44.73 [8] (0:11.11)	0:33.62 [7] (0:10.90)	0:22.72 [8] (0:11.11)	0:11.61 [7] (0:11.61)
Average Speed [km/h]	51.2	63.9	64.7	65.9	65.3	62.6
Top Speed [km/h]	63.5	65.1	66.1	66.7	66.2	64.8
Avg. Dist. to Rail [m]	3.7	2.0	0.5	1.1	5.4	9.3
Avg. Stride Freq. [Hz]	2.5	2.5	2.5	2.5	2.6	2.5
Avg. Stride Length [m]	6.4	7.2	7.4	7.5	7.2	7.2



[] Ranking at each section and finish
 -:-:- No data available at this section
 NA No data available

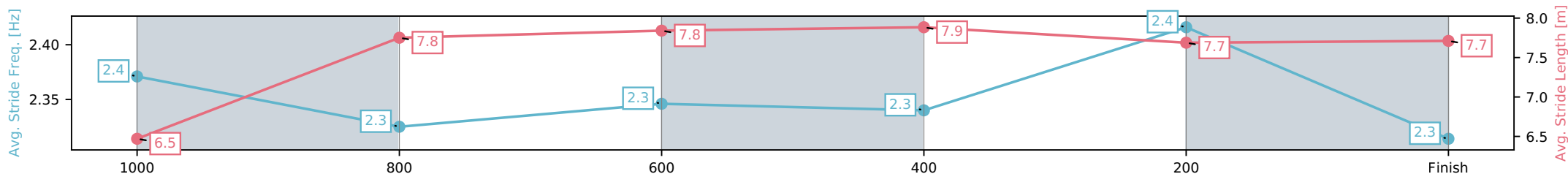
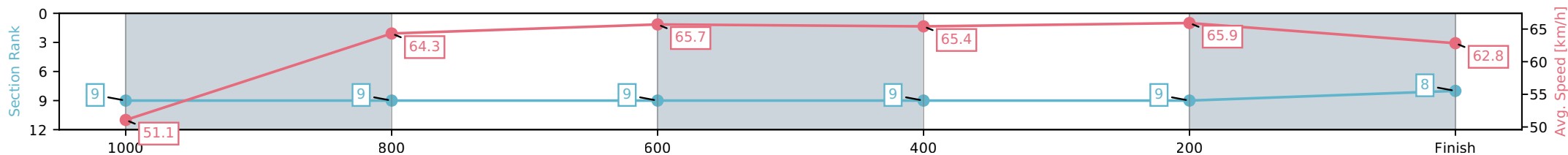
Horse/Jockey Name	Looming One/Fiona Sandkuhl
Finish Rank	8
Fastest Section Time (Section)	0:10.96 (400-200)
Top Speed [km/h] (Section)	67.3 (600-400)
Race State	Finished



Townsville QLD --Professional-2026-04-14
 Race 6: HYGAIN BENCHMARK 55 Handicap - 1200m
 14 April 2026 - 4:04PM
 Track Rating: Good 4, Weather: Overcast, Rail Position: +5.5m 1000m-
 W/Post, +3m Remainder



Section	L1200	L1000	L800	L600	L400	L200
Section Times	1:10.24 (0:14.34)	0:55.90 [9] (0:11.26)	0:44.64 [9] (0:11.02)	0:33.62 [9] (0:11.11)	0:22.51 [9] (0:10.96)	0:11.55 [8] (0:11.55)
Average Speed [km/h]	51.1	64.3	65.7	65.4	65.9	62.8
Top Speed [km/h]	63.3	65.1	66.9	67.3	66.2	65.6
Avg. Dist. to Rail [m]	5.9	1.4	1.3	1.9	2.7	3.7
Avg. Stride Freq. [Hz]	2.4	2.3	2.3	2.3	2.4	2.3
Avg. Stride Length [m]	6.5	7.8	7.8	7.9	7.7	7.7



[] Ranking at each section and finish
 -:-:- No data available at this section
 NA No data available

Horse/Jockey Name	Airclash/Chelsea Jokic
Finish Rank	9
Fastest Section Time (Section)	0:10.84 (1000-800)
Top Speed [km/h] (Section)	69.1 (1000-800)
Race State	Finished



Townsville QLD --Professional-2026-04-14

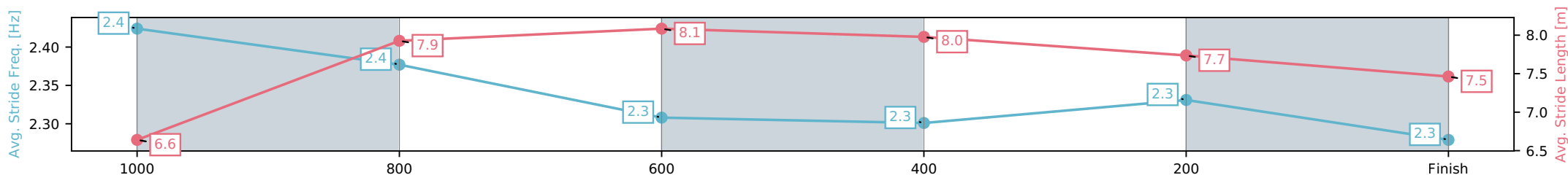
Race 6: HYGAIN BENCHMARK 55 Handicap - 1200m

14 April 2026 - 4:04PM

Track Rating: Good 4, Weather: Overcast, Rail Position: +5.5m 1000m-W/Post, +3m Remainder



Section	L1200	L1000	L800	L600	L400	L200
Section Times	1:10.35 (0:13.74)	0:56.62 [2] (0:10.84)	0:45.77 [2] (0:11.05)	0:34.72 [2] (0:11.23)	0:23.49 [4] (0:11.40)	0:12.10 [9] (0:12.10)
Average Speed [km/h]	53.5	66.9	66.1	65.1	63.5	59.5
Top Speed [km/h]	68.5	69.1	67.1	66.5	64.5	62.1
Avg. Dist. to Rail [m]	10.4	1.7	2.9	2.7	3.2	3.9
Avg. Stride Freq. [Hz]	2.4	2.4	2.3	2.3	2.3	2.3
Avg. Stride Length [m]	6.6	7.9	8.1	8.0	7.7	7.5



- [] Ranking at each section and finish
- :-:- No data available at this section
- NA No data available

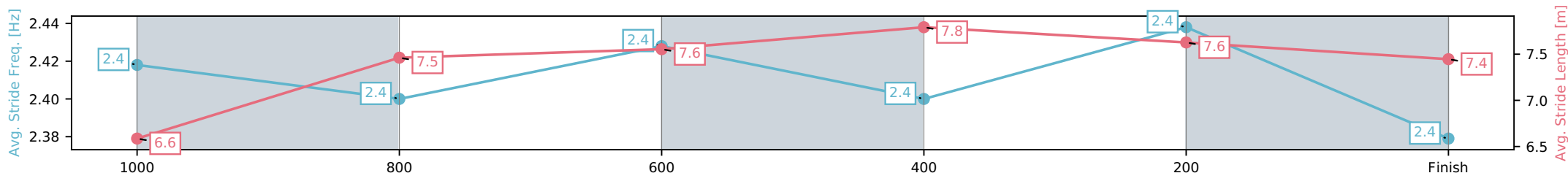
Horse/Jockey Name	Albanian Bay/Chris Whiteley
Finish Rank	10
Fastest Section Time (Section)	0:10.98 (600-400)
Top Speed [km/h] (Section)	67.4 (800-600)
Race State	Finished



Townsville QLD --Professional-2026-04-14
 Race 6: HYGAIN BENCHMARK 55 Handicap - 1200m
 14 April 2026 - 4:04PM
 Track Rating: Good 4, Weather: Overcast, Rail Position: +5.5m 1000m-
 W/Post, +3m Remainder



Section	L1200	L1000	L800	L600	L400	L200
Section Times	1:10.59 (0:14.40)	0:56.18 [10] (0:11.41)	0:44.77 [10] (0:11.09)	0:33.68 [10] (0:10.98)	0:22.70 [10] (0:11.12)	0:11.58 [10] (0:11.58)
Average Speed [km/h]	51.0	63.8	65.6	66.1	65.3	62.3
Top Speed [km/h]	64.2	65.6	67.4	67.4	67.1	64.3
Avg. Dist. to Rail [m]	7.9	2.1	2.3	2.0	5.8	9.0
Avg. Stride Freq. [Hz]	2.4	2.4	2.4	2.4	2.4	2.4
Avg. Stride Length [m]	6.6	7.5	7.6	7.8	7.6	7.4



- [] Ranking at each section and finish
- :-:- No data available at this section
- NA No data available



Townsville QLD

Race 7: LADBROKES PUNTER ASSIST BENCHMARK 65 Handicap - 1000m

14 April 2026 - 4:42PM

Track Rating: Good 4, Weather: Overcast, Rail Position: +5.5m 1000m-W/Post, +3m Remainder



Field Times (Race Tempo) 0:55.86 (0:12.82) 0:43.04 (0:10.00) 0:33.04 (0:10.45) 0:22.59 (0:11.00) 0:11.59 (0:11.59)

Rank	TAB#	Horse	Overall Time	First 400m	Top Speed km/h (Section)	L1000	L800	L600	L400	L200			
	(BAR#)	Jockey	Margin (DT-W)	Last 600m	Fastest Section (Time)	Start - 800	800 - 600	600 - 400	400 - 200	200 - Finish			
1	8	Lowlands	0:55.86	0:23.16	73.8 (800-600)	0:55.86	0:42.80 [6]	0:32.70 [6]	0:22.29 [6]	0:11.52 [3]			
	(4)	Ryan Wiggins		0:32.70	800-600 (0:10.10)	(0:13.06)	(0:10.10)	(0:10.41)	(0:10.77)	(0:11.52)			
2	7	Khumbila	0:55.95	0:23.23	72.8 (800-600)	0:55.95	0:42.80 [7]	0:32.72 [7]	0:22.24 [8]	0:11.31 [9]			
	(7)	Wanderson D'Avila	0.5L (+3)	0:32.72	800-600 (0:10.08)	(0:13.15)	(0:10.08)	(0:10.48)	(0:10.93)	(0:11.31)			
3	6	Irresistible Force	0:56.04	0:23.32	73.7 (800-600)	0:56.04	0:42.67 [9]	0:32.72 [8]	0:22.40 [7]	0:11.55 [5]			
	(9)	Aidan Holt	1.1L (-1)	0:32.72	800-600 (0:09.95)	(0:13.37)	(0:09.95)	(0:10.32)	(0:10.85)	(0:11.55)			
4	5	Northernontap	0:56.04	0:23.13	72.8 (800-600)	0:56.04	0:43.04 [5]	0:32.91 [5]	0:22.59 [2]	0:11.77 [1]			
	(8)	Tasha Chambers	1.1L (+6)	0:32.91	800-600 (0:10.13)	(0:13.00)	(0:10.13)	(0:10.32)	(0:10.82)	(0:11.77)			
5	9	Maximum Power	0:56.04	0:23.45	72.6 (800-600)	0:56.04	0:42.85 [8]	0:32.59 [9]	0:22.17 [9]	0:11.41 [8]			
	(10)	Ivo Fry	1.1L (+3)	0:32.59	800-600 (0:10.26)	(0:13.19)	(0:10.26)	(0:10.42)	(0:10.76)	(0:11.41)			
6	4	La Petite Maison	0:56.13	0:22.90	72.8 (800-600)	0:56.13	0:43.30 [2]	0:33.23 [2]	0:22.59 [3]	0:11.71 [4]			
	(1)	Lacey Morrison	1.6L (-1)	0:33.24	800-600 (0:10.07)	(0:12.83)	(0:10.07)	(0:10.64)	(0:10.89)	(0:11.71)			
7	2	Time To Prophet	0:56.23	0:22.97	73.5 (800-600)	0:56.23	0:43.39 [3]	0:33.26 [3]	0:22.69 [4]	0:11.66 [6]			
	(6)	Fiona Sandkuhl	2.2L (+2)	0:33.25	800-600 (0:10.13)	(0:12.84)	(0:10.13)	(0:10.56)	(0:11.03)	(0:11.66)			
8	1	Nolan	0:56.37	0:23.10	73.7 (800-600)	0:56.37	0:43.37 [4]	0:33.28 [4]	0:22.82 [5]	0:11.77 [7]			
	(5)	Gabrielle Semmens	3.0L (+3)	0:33.27	800-600 (0:10.10)	(0:13.00)	(0:10.10)	(0:10.45)	(0:11.05)	(0:11.77)			
9	3	Gossip Torque	0:56.49	0:22.82	73.8 (800-600)	0:56.49	0:43.67 [1]	0:33.67 [1]	0:23.22 [1]	0:12.17 [2]			
	(2)	Courtney Bellamy	3.7L (+1)	0:33.67	800-600 (0:10.00)	(0:12.82)	(0:10.00)	(0:10.45)	(0:11.05)	(0:12.17)			
10	10	Mattei	0:57.25	0:23.55	72.4 (800-600)	0:57.25	0:43.85 [10]	0:33.70 [10]	0:23.12 [10]	0:12.03 [10]			
	(3)	Chelsea Jokic	8.2L (+2)	0:33.70	800-600 (0:10.15)	(0:13.40)	(0:10.15)	(0:10.58)	(0:11.09)	(0:12.03)			

Report Created: Tue 14 April 2026

(Note: Races are conducted over an approximate distance as close as possible to the advertised distance, and recorded data may vary accordingly. Official times refer to race times only and do not include handicap times.)

[] Position in running at each section and finish TAB# Saddle cloth number

Fastest split

-:--:-- No data available at this section

BAR# Barrier/Gate Position

Fastest section

NA No data available

DNF Did not finish

DNT Did not track

DT-W Distance travelled compared to winner in metres

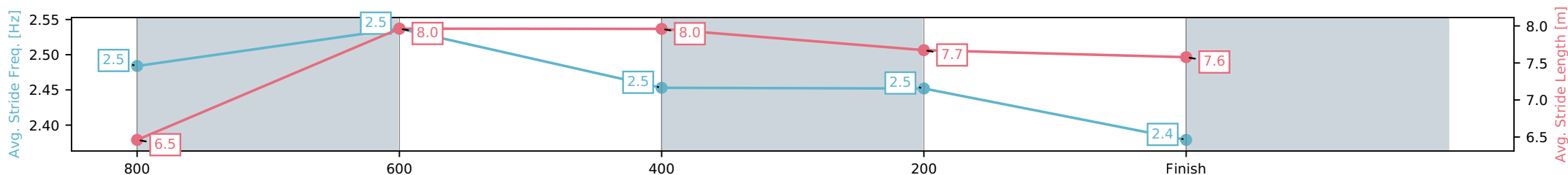
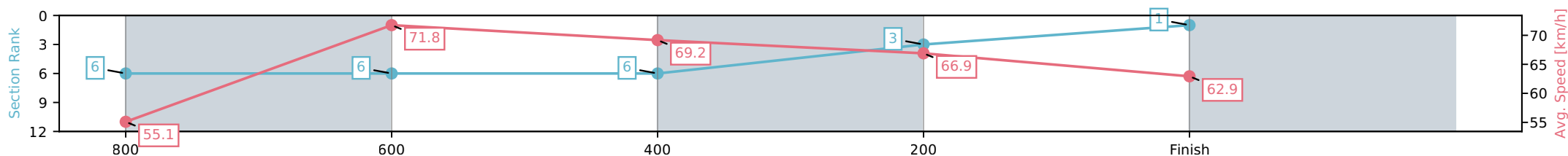
Horse/Jockey Name	Lowlands/Ryan Wiggins
Finish Rank	1
Fastest Section Time (Section)	0:10.10 (800-600)
Top Speed [km/h] (Section)	73.8 (800-600)
Race State	Finished



Townsville QLD --Professional-2026-04-14
 Race 7: LADBROKES PUNTER ASSIST BENCHMARK 65
 Handicap - 1000m
 14 April 2026 - 4:42PM
 Track Rating: Good 4, Weather: Overcast, Rail Position: +5.5m 1000m-
 W/Post, +3m Remainder



Section	L1000	L800	L600	L400	L200
Section Times	0:55.86 (0:13.06)	0:42.80 [6] (0:10.10)	0:32.70 [6] (0:10.41)	0:22.29 [3] (0:10.77)	0:11.52 [1] (0:11.52)
Average Speed [km/h]	55.1	71.8	69.2	66.9	62.9
Top Speed [km/h]	71.6	73.8	71.3	67.9	67.5
Avg. Dist. to Rail [m]	4.0	1.4	0.5	1.3	2.8
Avg. Stride Freq. [Hz]	2.5	2.5	2.5	2.5	2.4
Avg. Stride Length [m]	6.5	8.0	8.0	7.7	7.6



- [] Ranking at each section and finish
- :-:- No data available at this section
- NA No data available

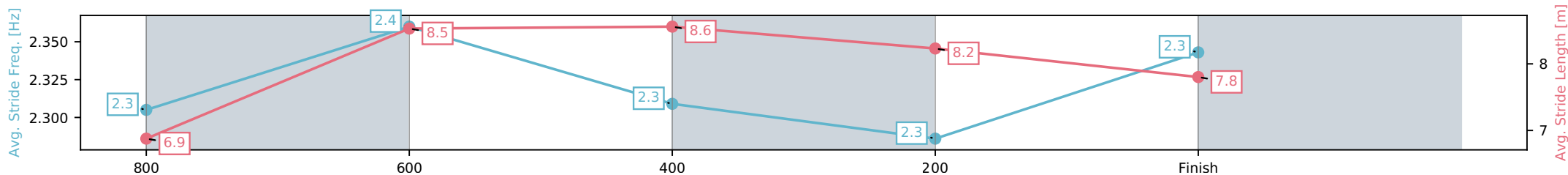
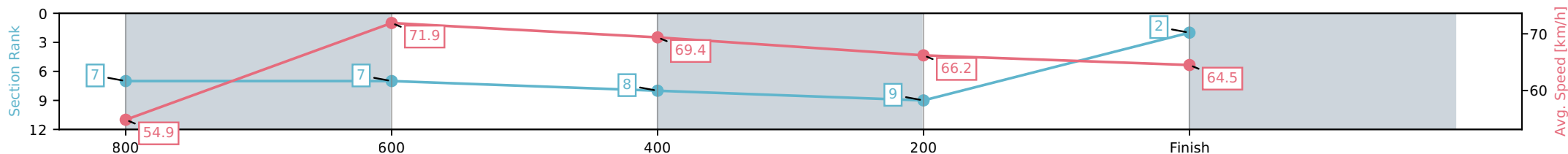
Horse/Jockey Name	Khumbila/Wanderson D'Avila
Finish Rank	2
Fastest Section Time (Section)	0:10.08 (800-600)
Top Speed [km/h] (Section)	72.8 (800-600)
Race State	Finished



Townsville QLD --Professional-2026-04-14
 Race 7: LADBROKES PUNTER ASSIST BENCHMARK 65
 Handicap - 1000m
 14 April 2026 - 4:42PM
 Track Rating: Good 4, Weather: Overcast, Rail Position: +5.5m 1000m-
 W/Post, +3m Remainder



Section	L1000	L800	L600	L400	L200
Section Times	0:55.95 (0:13.15)	0:42.80 [7] (0:10.08)	0:32.72 [8] (0:10.48)	0:22.24 [9] (0:10.93)	0:11.31 [2] (0:11.31)
Average Speed [km/h]	54.9	71.9	69.4	66.2	64.5
Top Speed [km/h]	71.1	72.8	71.6	67.4	66.4
Avg. Dist. to Rail [m]	5.9	2.0	1.9	4.6	9.5
Avg. Stride Freq. [Hz]	2.3	2.4	2.3	2.3	2.3
Avg. Stride Length [m]	6.9	8.5	8.6	8.2	7.8



[] Ranking at each section and finish
 -:-:- No data available at this section
 NA No data available

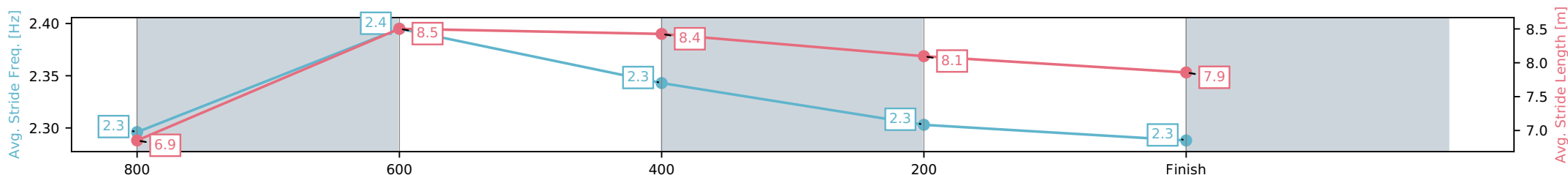
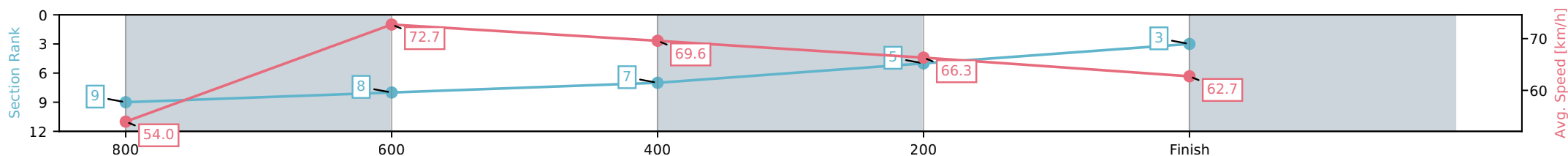
Horse/Jockey Name	Irresistible Force/Aidan Holt
Finish Rank	3
Fastest Section Time (Section)	0:09.95 (800-600)
Top Speed [km/h] (Section)	73.7 (800-600)
Race State	Finished



Townsville QLD --Professional-2026-04-14
 Race 7: LADBROKES PUNTER ASSIST BENCHMARK 65
 Handicap - 1000m
 14 April 2026 - 4:42PM
 Track Rating: Good 4, Weather: Overcast, Rail Position: +5.5m 1000m-
 W/Post, +3m Remainder



Section	L1000	L800	L600	L400	L200
Section Times	0:56.04 (0:13.37)	0:42.67 [8] (0:09.95)	0:32.72 [7] (0:10.32)	0:22.40 [5] (0:10.85)	0:11.55 [3] (0:11.55)
Average Speed [km/h]	54.0	72.7	69.6	66.3	62.7
Top Speed [km/h]	72.2	73.7	72.4	67.3	65.6
Avg. Dist. to Rail [m]	7.0	1.5	0.5	1.2	2.7
Avg. Stride Freq. [Hz]	2.3	2.4	2.3	2.3	2.3
Avg. Stride Length [m]	6.9	8.5	8.4	8.1	7.9



[] Ranking at each section and finish
 -:-:- No data available at this section
 NA No data available

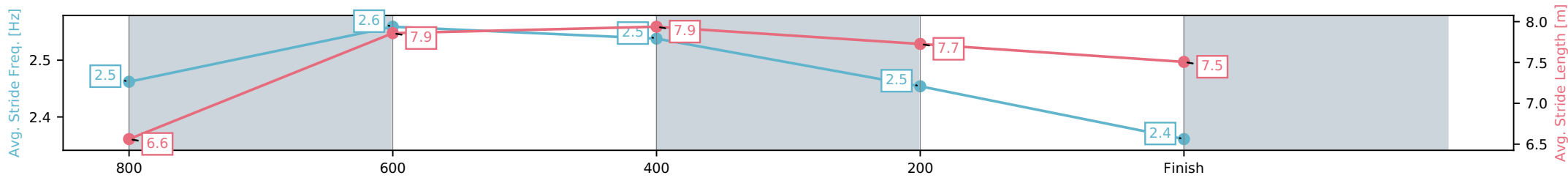
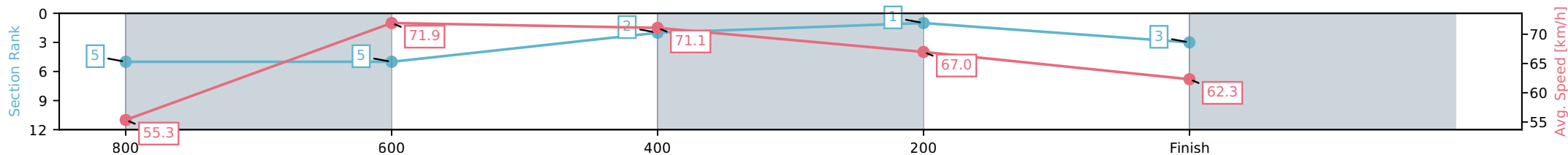
Horse/Jockey Name	Northernontap/Tasha Chambers
Finish Rank	4
Fastest Section Time (Section)	0:10.13 (800-600)
Top Speed [km/h] (Section)	72.8 (800-600)
Race State	Finished



Townsville QLD --Professional-2026-04-14
 Race 7: LADBROKES PUNTER ASSIST BENCHMARK 65
 Handicap - 1000m
 14 April 2026 - 4:42PM
 Track Rating: Good 4, Weather: Overcast, Rail Position: +5.5m 1000m-
 W/Post, +3m Remainder



Section	L1000	L800	L600	L400	L200
Section Times	0:56.04 (0:13.00)	0:43.04 [5] (0:10.13)	0:32.91 [2] (0:10.32)	0:22.59 [1] (0:10.82)	0:11.77 [3] (0:11.77)
Average Speed [km/h]	55.3	71.9	71.1	67.0	62.3
Top Speed [km/h]	70.5	72.8	72.6	68.4	65.1
Avg. Dist. to Rail [m]	7.1	3.4	3.7	4.3	5.1
Avg. Stride Freq. [Hz]	2.5	2.6	2.5	2.5	2.4
Avg. Stride Length [m]	6.6	7.9	7.9	7.7	7.5



[] Ranking at each section and finish
 -:-:- No data available at this section
 NA No data available

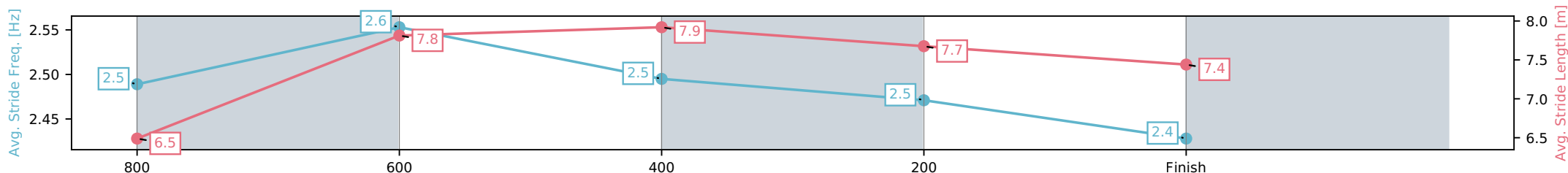
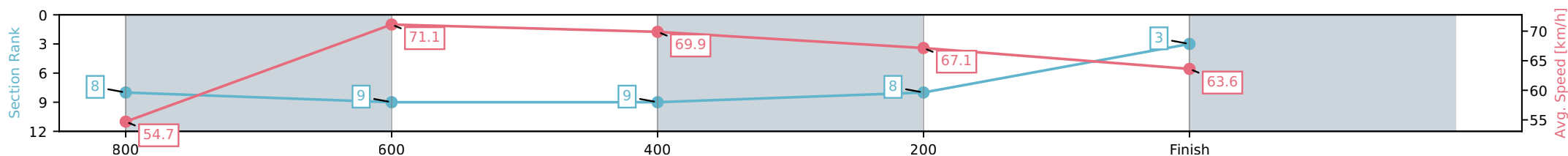
Horse/Jockey Name	Maximum Power/Ivo Fry
Finish Rank	5
Fastest Section Time (Section)	0:10.26 (800-600)
Top Speed [km/h] (Section)	72.6 (800-600)
Race State	Finished



Townsville QLD --Professional-2026-04-14
 Race 7: LADBROKES PUNTER ASSIST BENCHMARK 65
 Handicap - 1000m
 14 April 2026 - 4:42PM
 Track Rating: Good 4, Weather: Overcast, Rail Position: +5.5m 1000m-
 W/Post, +3m Remainder



Section	L1000	L800	L600	L400	L200
Section Times	0:56.04 (0:13.19)	0:42.85 [9] (0:10.26)	0:32.59 [9] (0:10.42)	0:22.17 [8] (0:10.76)	0:11.41 [3] (0:11.41)
Average Speed [km/h]	54.7	71.1	69.9	67.1	63.6
Top Speed [km/h]	70.8	72.6	72.5	68.4	65.4
Avg. Dist. to Rail [m]	7.8	3.4	2.4	3.6	6.1
Avg. Stride Freq. [Hz]	2.5	2.6	2.5	2.5	2.4
Avg. Stride Length [m]	6.5	7.8	7.9	7.7	7.4



- [] Ranking at each section and finish
- :-:- No data available at this section
- NA No data available

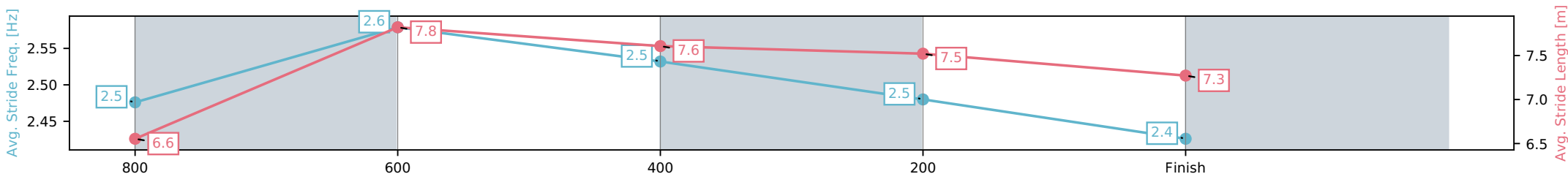
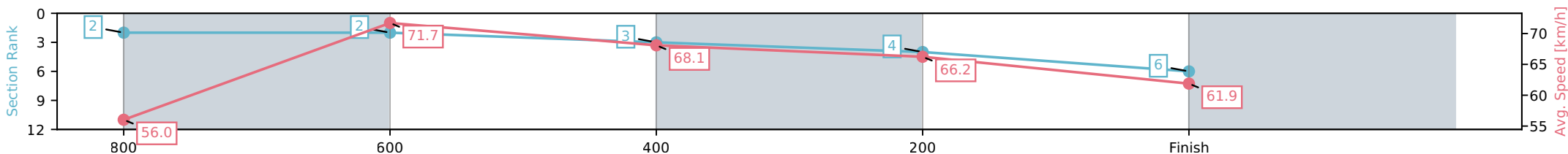
Horse/Jockey Name	La Petite Maison/Lacey Morrison
Finish Rank	6
Fastest Section Time (Section)	0:10.07 (800-600)
Top Speed [km/h] (Section)	72.8 (800-600)
Race State	Finished



Townsville QLD --Professional-2026-04-14
 Race 7: LADBROKES PUNTER ASSIST BENCHMARK 65
 Handicap - 1000m
 14 April 2026 - 4:42PM
 Track Rating: Good 4, Weather: Overcast, Rail Position: +5.5m 1000m-
 W/Post, +3m Remainder



Section	L1000	L800	L600	L400	L200
Section Times	0:56.13 (0:12.83)	0:43.30 [2] (0:10.07)	0:33.23 [3] (0:10.64)	0:22.59 [4] (0:10.89)	0:11.71 [6] (0:11.71)
Average Speed [km/h]	56.0	71.7	68.1	66.2	61.9
Top Speed [km/h]	71.9	72.8	70.1	67.1	65.6
Avg. Dist. to Rail [m]	2.6	1.0	1.1	1.4	1.7
Avg. Stride Freq. [Hz]	2.5	2.6	2.5	2.5	2.4
Avg. Stride Length [m]	6.6	7.8	7.6	7.5	7.3



[] Ranking at each section and finish
 -:-:- No data available at this section
 NA No data available

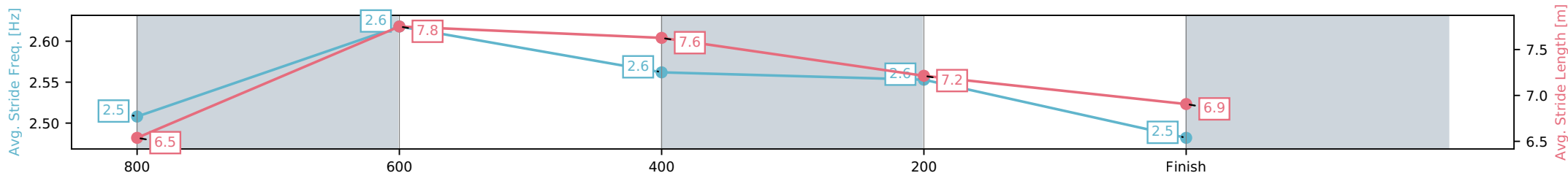
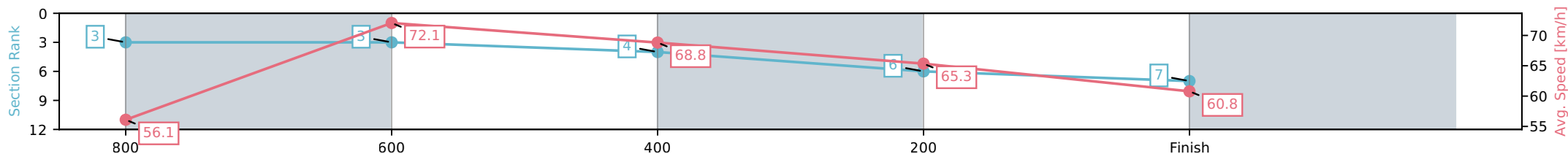
Horse/Jockey Name	Time To Prophet/Fiona Sandkuhl
Finish Rank	7
Fastest Section Time (Section)	0:10.13 (800-600)
Top Speed [km/h] (Section)	73.5 (800-600)
Race State	Finished



Townsville QLD --Professional-2026-04-14
 Race 7: LADBROKES PUNTER ASSIST BENCHMARK 65
 Handicap - 1000m
 14 April 2026 - 4:42PM
 Track Rating: Good 4, Weather: Overcast, Rail Position: +5.5m 1000m-
 W/Post, +3m Remainder



Section	L1000	L800	L600	L400	L200
Section Times	0:56.23 (0:12.84)	0:43.39 [3] (0:10.13)	0:33.26 [4] (0:10.56)	0:22.69 [6] (0:11.03)	0:11.66 [7] (0:11.66)
Average Speed [km/h]	56.1	72.1	68.8	65.3	60.8
Top Speed [km/h]	71.8	73.5	71.5	67.4	63.3
Avg. Dist. to Rail [m]	6.7	4.0	1.6	0.9	1.7
Avg. Stride Freq. [Hz]	2.5	2.6	2.6	2.6	2.5
Avg. Stride Length [m]	6.5	7.8	7.6	7.2	6.9



- [] Ranking at each section and finish
- :-:- No data available at this section
- NA No data available

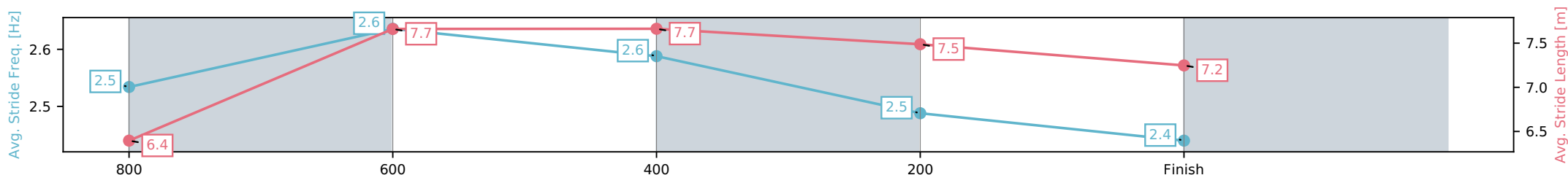
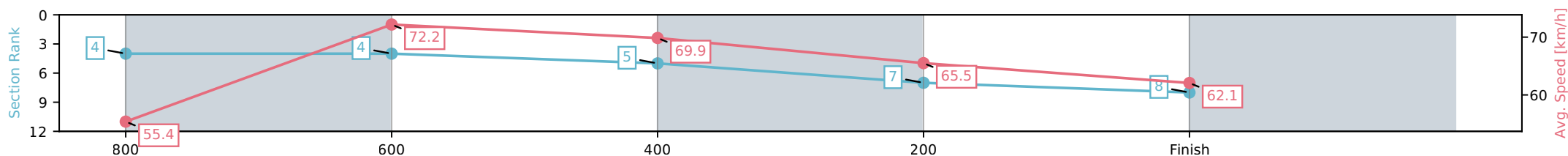
Horse/Jockey Name	Nolan/Gabrielle Semmens
Finish Rank	8
Fastest Section Time (Section)	0:10.10 (800-600)
Top Speed [km/h] (Section)	73.7 (800-600)
Race State	Finished



Townsville QLD --Professional-2026-04-14
 Race 7: LADBROKES PUNTER ASSIST BENCHMARK 65
 Handicap - 1000m
 14 April 2026 - 4:42PM
 Track Rating: Good 4, Weather: Overcast, Rail Position: +5.5m 1000m-
 W/Post, +3m Remainder



Section	L1000	L800	L600	L400	L200
Section Times	0:56.37 (0:13.00)	0:43.37 [4] (0:10.10)	0:33.28 [5] (0:10.45)	0:22.82 [7] (0:11.05)	0:11.77 [8] (0:11.77)
Average Speed [km/h]	55.4	72.2	69.9	65.5	62.1
Top Speed [km/h]	71.0	73.7	72.6	67.3	64.6
Avg. Dist. to Rail [m]	5.9	3.1	3.1	3.9	7.2
Avg. Stride Freq. [Hz]	2.5	2.6	2.6	2.5	2.4
Avg. Stride Length [m]	6.4	7.7	7.7	7.5	7.2



- [] Ranking at each section and finish
- :-:- No data available at this section
- NA No data available

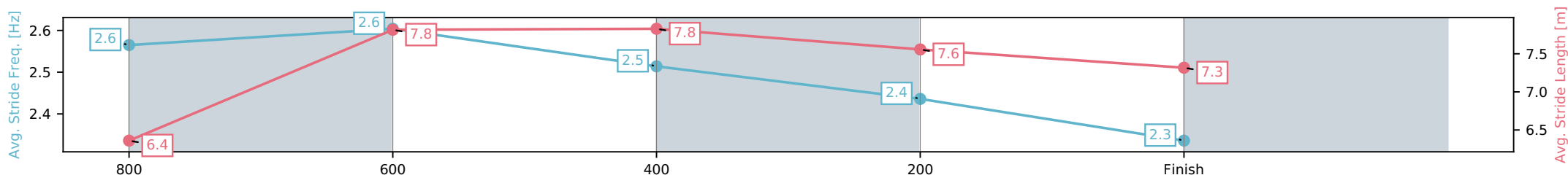
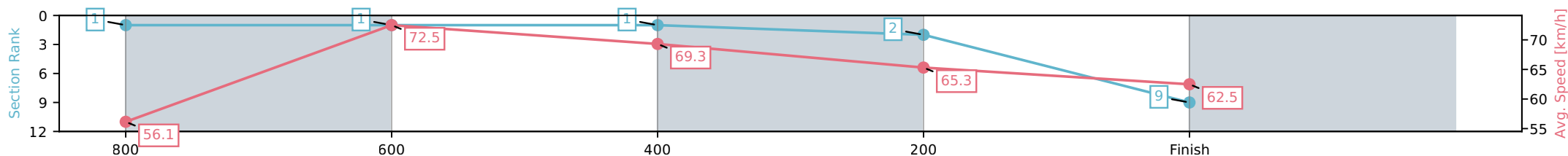
Horse/Jockey Name	Gossip Torque/Courtney Bellamy
Finish Rank	9
Fastest Section Time (Section)	0:10.00 (800-600)
Top Speed [km/h] (Section)	73.8 (800-600)
Race State	Finished



Townsville QLD --Professional-2026-04-14
 Race 7: LADBROKES PUNTER ASSIST BENCHMARK 65
 Handicap - 1000m
 14 April 2026 - 4:42PM
 Track Rating: Good 4, Weather: Overcast, Rail Position: +5.5m 1000m-
 W/Post, +3m Remainder



Section	L1000	L800	L600	L400	L200
Section Times	0:56.49 (0:12.82)	0:43.67 [1] (0:10.00)	0:33.67 [1] (0:10.45)	0:23.22 [2] (0:11.05)	0:12.17 [9] (0:12.17)
Average Speed [km/h]	56.1	72.5	69.3	65.3	62.5
Top Speed [km/h]	72.8	73.8	71.9	67.3	63.0
Avg. Dist. to Rail [m]	3.2	2.0	1.3	1.4	1.1
Avg. Stride Freq. [Hz]	2.6	2.6	2.5	2.4	2.3
Avg. Stride Length [m]	6.4	7.8	7.8	7.6	7.3



- [] Ranking at each section and finish
- :-:- No data available at this section
- NA No data available

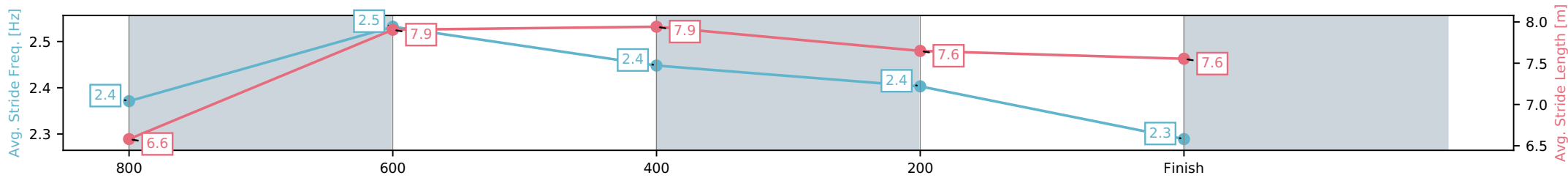
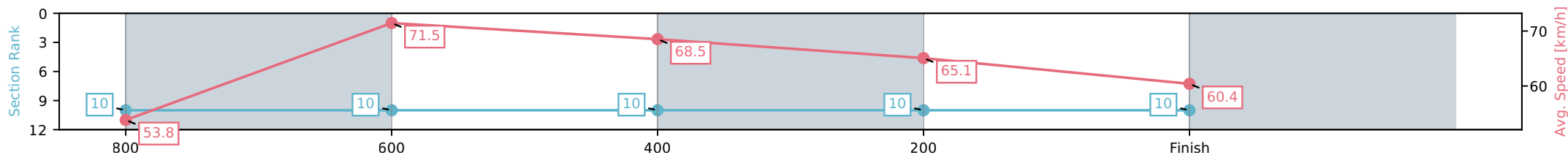
Horse/Jockey Name	Mattei/Chelsea Jokic
Finish Rank	10
Fastest Section Time (Section)	0:10.15 (800-600)
Top Speed [km/h] (Section)	72.4 (800-600)
Race State	Finished



Townsville QLD --Professional-2026-04-14
 Race 7: LADBROKES PUNTER ASSIST BENCHMARK 65
 Handicap - 1000m
 14 April 2026 - 4:42PM
 Track Rating: Good 4, Weather: Overcast, Rail Position: +5.5m 1000m-
 W/Post, +3m Remainder



Section	L1000	L800	L600	L400	L200
Section Times	0:57.25 (0:13.40)	0:43.85 [10] (0:10.15)	0:33.70 [10] (0:10.58)	0:23.12 [10] (0:11.09)	0:12.03 [10] (0:12.03)
Average Speed [km/h]	53.8	71.5	68.5	65.1	60.4
Top Speed [km/h]	70.3	72.4	71.0	66.6	63.9
Avg. Dist. to Rail [m]	3.0	1.8	1.3	2.2	2.7
Avg. Stride Freq. [Hz]	2.4	2.5	2.4	2.4	2.3
Avg. Stride Length [m]	6.6	7.9	7.9	7.6	7.6



[] Ranking at each section and finish
 -:-:- No data available at this section
 NA No data available



Townsville QLD
 Race 8: MITAVITE Class 1 Handicap - 1000m
 14 April 2026 - 5:21PM



Track Rating: Good 4, Weather: Overcast, Rail Position: +5.5m 1000m-W/Post, +3m Remainder

Field Times (Race Tempo) 0:56.44 (0:13.03) 0:43.41 (0:10.12) 0:33.29 (0:10.70) 0:22.59 (0:10.93) 0:11.66 (0:11.66)

Rank	TAB#	Horse	Overall Time	First 400m	Top Speed km/h (Section)	L1000	L800	L600	L400	L200			
	(BAR#)	Jockey	Margin (DT-W)	Last 600m	Fastest Section (Time)	Start - 800	800 - 600	600 - 400	400 - 200	200 - Finish			
1	7	She's A Beauty	0:56.44	0:23.72	71.0 (800-600)	0:56.44	0:43.03 [10]	0:32.72 [10]	0:22.12 [7]	0:11.46 [4]			
	(6)	Ryan Wiggins		0:32.71	800-600 (0:10.31)	(0:13.41)	(0:10.31)	(0:10.60)	(0:10.65)	(0:11.46)			
2	6	Foneeleven	0:56.47	0:23.43	72.5 (800-600)	0:56.47	0:43.20 [5]	0:33.05 [4]	0:22.48 [3]	0:11.59 [3]			
	(5)	Ivo Fry	0.1L (+0)	0:33.05	800-600 (0:10.16)	(0:13.27)	(0:10.16)	(0:10.57)	(0:10.89)	(0:11.59)			
3	1	Ramius	0:56.62	0:23.29	72.9 (800-600)	0:56.62	0:43.45 [4]	0:33.33 [3]	0:22.77 [1]	0:11.84 [1]			
	(7)	Fiona Sandkuhl	1.0L (+0)	0:33.32	800-600 (0:10.12)	(0:13.17)	(0:10.12)	(0:10.56)	(0:10.92)	(0:11.84)			
4	3	Storm Capital	0:56.68	0:23.67	72.8 (800-600)	0:56.68	0:43.19 [11]	0:33.00 [8]	0:22.37 [6]	0:11.60 [5]			
	(10)	Aidan Holt	1.4L (+2)	0:33.00	800-600 (0:10.18)	(0:13.49)	(0:10.18)	(0:10.64)	(0:10.76)	(0:11.60)			
5	2	Rons Finest Choice	0:56.79	0:23.15	72.1 (800-600)	0:56.79	0:43.76 [1]	0:33.64 [1]	0:22.87 [2]	0:11.96 [2]			
	(2)	Courtney Bellamy	2.0L (+3)	0:33.64	800-600 (0:10.12)	(0:13.03)	(0:10.12)	(0:10.77)	(0:10.91)	(0:11.96)			
6	8	Vegameister	0:57.02	0:23.43	73.5 (800-600)	0:57.02	0:43.88 [3]	0:33.59 [5]	0:22.79 [4]	0:11.81 [6]			
	(9)	Nathan Thomas	3.4L (+8)	0:33.60	800-600 (0:10.29)	(0:13.14)	(0:10.29)	(0:10.80)	(0:10.99)	(0:11.81)			
7	5	Leconfield	0:57.21	0:23.69	71.7 (800-600)	0:57.21	0:43.71 [12]	0:33.52 [9]	0:22.70 [10]	0:11.66 [9]			
	(3)	Lacey Morrison	4.5L (+0)	0:33.53	800-600 (0:10.19)	(0:13.50)	(0:10.19)	(0:10.82)	(0:11.05)	(0:11.66)			
8	9	Tarong	0:57.24	0:23.62	73.7 (800-600)	0:57.24	0:43.89 [7]	0:33.61 [7]	0:22.91 [8]	0:11.77 [8]			
	(13)	Tasha Chambers	4.7L (+5)	0:33.61	800-600 (0:10.27)	(0:13.35)	(0:10.27)	(0:10.70)	(0:11.14)	(0:11.77)			
9	10	Little Iffy	0:57.31	0:23.54	71.8 (800-600)	0:57.31	0:44.04 [6]	0:33.77 [6]	0:23.07 [5]	0:11.93 [7]			
	(8)	Adam Sewell	5.1L (+0)	0:33.77	800-600 (0:10.27)	(0:13.27)	(0:10.27)	(0:10.70)	(0:11.14)	(0:11.93)			
10	12	Livewire Lass	0:57.47	0:23.82	71.7 (800-600)	0:57.47	0:44.12 [8]	0:33.65 [12]	0:22.98 [9]	0:11.77 [11]			
	(12)	Chris Whiteley	6.1L (+4)	0:33.66	800-600 (0:10.46)	(0:13.36)	(0:10.46)	(0:10.68)	(0:11.21)	(0:11.77)			

Scratched: Egzakly (#14)
 Did Not Finish: Parppy 'N' Me (#4), Extra Free (#11)

Report Created: Tue 14 April 2026

(Note: Races are conducted over an approximate distance as close as possible to the advertised distance, and recorded data may vary accordingly. Official times refer to race times only and do not include handicap times.)

[] Position in running at each section and finish TAB# Saddle cloth number
 -:--: No data available at this section BAR# Barrier/Gate Position
 NA No data available DNF Did not finish
 DNT Did not track DT-W Distance travelled compared to winner in metres

Fastest split
 Fastest section



Townsville QLD
 Race 8: MITAVITE Class 1 Handicap - 1000m
 14 April 2026 - 5:21PM



Track Rating: Good 4, Weather: Overcast, Rail Position: +5.5m 1000m-W/Post, +3m Remainder

Field Times (Race Tempo) 0:56.44 (0:13.03) 0:43.41 (0:10.12) 0:33.29 (0:10.70) 0:22.59 (0:10.93) 0:11.66 (0:11.66)

Rank	TAB#	Horse	Overall Time	First 400m	Top Speed km/h (Section)	L1000	L800	L600	L400	L200			
	(BAR#)	Jockey	Margin (DT-W)	Last 600m	Fastest Section (Time)	Start - 800	800 - 600	600 - 400	400 - 200	200 - Finish			
11	13	Properleigh	0:57.53	0:23.78	71.4 (800-600)	0:57.53	0:44.13 [9]	0:33.75 [11]	0:23.02 [11]	0:11.90 [10]			
	(11)	Wanderson D'Avila	6.4L (+5)	0:33.75	800-600 (0:10.38)	(0:13.40)	(0:10.38)	(0:10.73)	(0:11.12)	(0:11.90)			

Scratched: Egzakly (#14)
 Did Not Finish: Parppy 'N' Me (#4), Extra Free (#11)

- [] Position in running at each section and finish TAB# Saddle cloth number
- :--:-- No data available at this section BAR# Barrier/Gate Position
- NA No data available DNF Did not finish
- DNT Did not track DT-W Distance travelled compared to winner in metres

- Fastest split
- Fastest section

Horse/Jockey Name	She's A Beauty/Ryan Wiggins
Finish Rank	1
Fastest Section Time (Section)	0:10.31 (800-600)
Top Speed [km/h] (Section)	71.0 (800-600)
Race State	Finished



Townsville QLD --Professional-2026-04-14

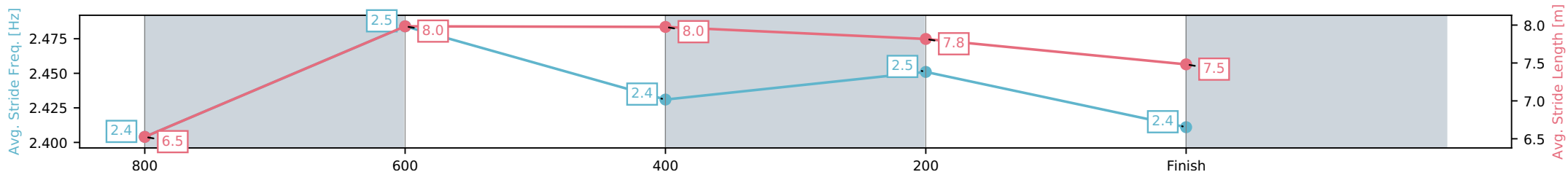
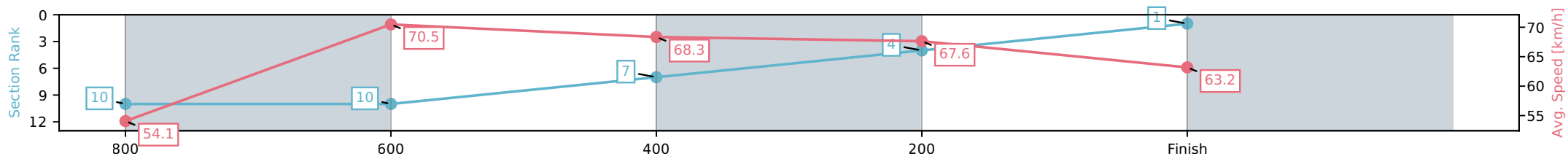
Race 8: MITAVITE Class 1 Handicap - 1000m

14 April 2026 - 5:21PM

Track Rating: Good 4, Weather: Overcast, Rail Position: +5.5m 1000m-W/Post, +3m Remainder



Section	L1000	L800	L600	L400	L200
Section Times	0:56.44 (0:13.41)	0:43.03 [10] (0:10.31)	0:32.72 [7] (0:10.60)	0:22.12 [4] (0:10.65)	0:11.46 [1] (0:11.46)
Average Speed [km/h]	54.1	70.5	68.3	67.6	63.2
Top Speed [km/h]	70.3	71.0	70.3	68.3	66.4
Avg. Dist. to Rail [m]	6.9	2.6	1.1	1.2	1.4
Avg. Stride Freq. [Hz]	2.4	2.5	2.4	2.5	2.4
Avg. Stride Length [m]	6.5	8.0	8.0	7.8	7.5



- [] Ranking at each section and finish
- :-:- No data available at this section
- NA No data available

Horse/Jockey Name	Foneeleven/Ivo Fry
Finish Rank	2
Fastest Section Time (Section)	0:10.16 (800-600)
Top Speed [km/h] (Section)	72.5 (800-600)
Race State	Finished



Townsville QLD --Professional-2026-04-14

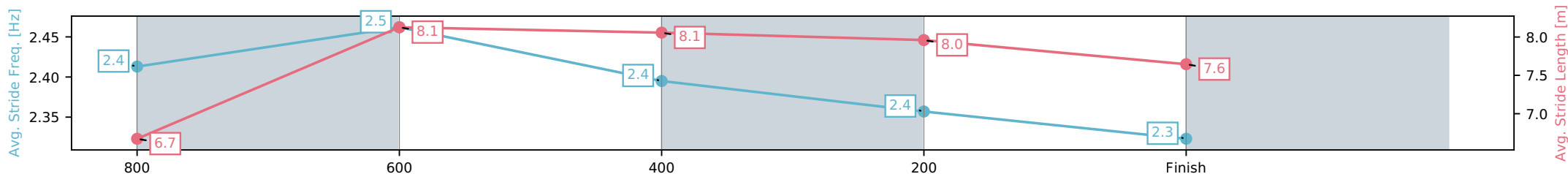
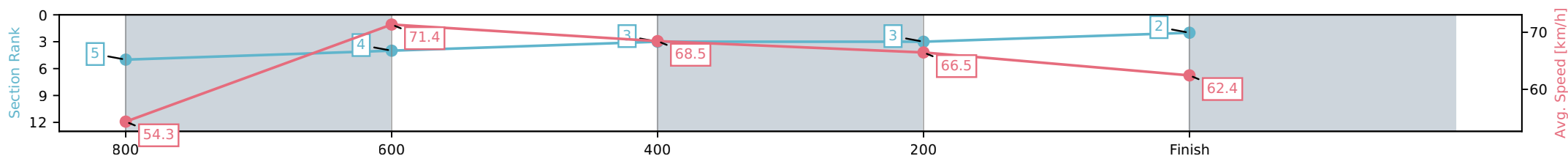
Race 8: MITAVITE Class 1 Handicap - 1000m

14 April 2026 - 5:21PM

Track Rating: Good 4, Weather: Overcast, Rail Position: +5.5m 1000m-
W/Post, +3m Remainder



Section	L1000	L800	L600	L400	L200
Section Times	0:56.47 (0:13.27)	0:43.20 [4] (0:10.16)	0:33.05 [3] (0:10.57)	0:22.48 [3] (0:10.89)	0:11.59 [2] (0:11.59)
Average Speed [km/h]	54.3	71.4	68.5	66.5	62.4
Top Speed [km/h]	70.3	72.5	70.1	67.4	65.2
Avg. Dist. to Rail [m]	5.3	1.7	1.1	4.1	6.3
Avg. Stride Freq. [Hz]	2.4	2.5	2.4	2.4	2.3
Avg. Stride Length [m]	6.7	8.1	8.1	8.0	7.6



- [] Ranking at each section and finish
- :-:- No data available at this section
- NA No data available

Horse/Jockey Name	Ramius/Fiona Sandkuhl
Finish Rank	3
Fastest Section Time (Section)	0:10.12 (800-600)
Top Speed [km/h] (Section)	72.9 (800-600)
Race State	Finished



Townsville QLD --Professional-2026-04-14

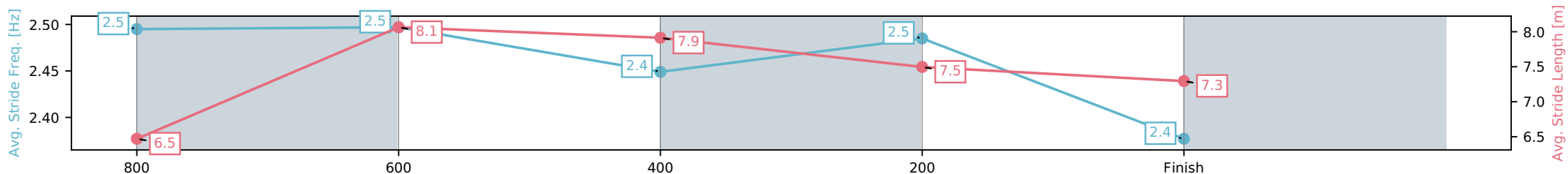
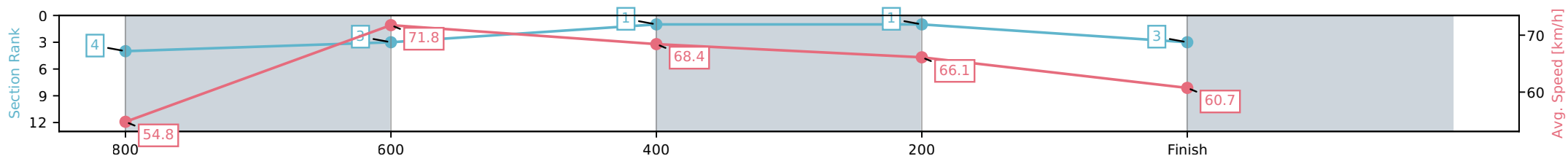
Race 8: MITAVITE Class 1 Handicap - 1000m

14 April 2026 - 5:21PM

Track Rating: Good 4, Weather: Overcast, Rail Position: +5.5m 1000m-W/Post, +3m Remainder



Section	L1000	L800	L600	L400	L200
Section Times	0:56.62 (0:13.17)	0:43.45 [3] (0:10.12)	0:33.33 [1] (0:10.56)	0:22.77 [1] (0:10.92)	0:11.84 [3] (0:11.84)
Average Speed [km/h]	54.8	71.8	68.4	66.1	60.7
Top Speed [km/h]	70.8	72.9	71.0	66.7	64.5
Avg. Dist. to Rail [m]	6.3	2.5	0.6	2.6	3.8
Avg. Stride Freq. [Hz]	2.5	2.5	2.4	2.5	2.4
Avg. Stride Length [m]	6.5	8.1	7.9	7.5	7.3



- [] Ranking at each section and finish
- :-:- No data available at this section
- NA No data available

Horse/Jockey Name	Storm Capital/Aidan Holt
Finish Rank	4
Fastest Section Time (Section)	0:10.18 (800-600)
Top Speed [km/h] (Section)	72.8 (800-600)
Race State	Finished



Townsville QLD --Professional-2026-04-14

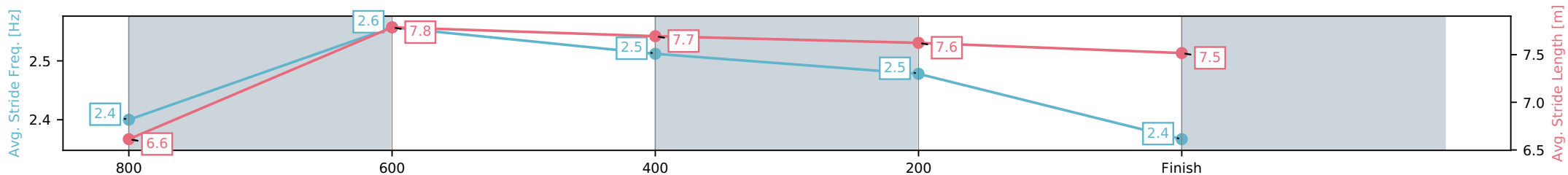
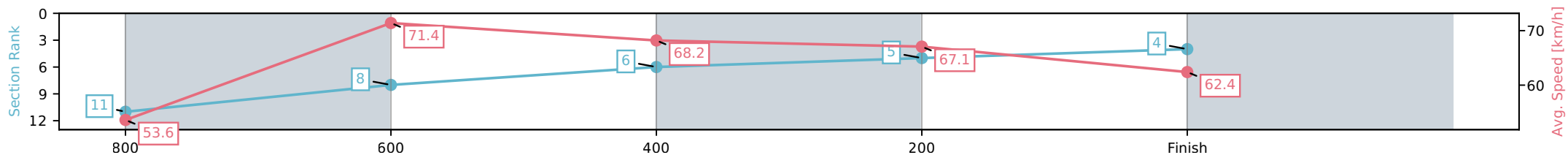
Race 8: MITAVITE Class 1 Handicap - 1000m

14 April 2026 - 5:21PM

Track Rating: Good 4, Weather: Overcast, Rail Position: +5.5m 1000m-W/Post, +3m Remainder



Section	L1000	L800	L600	L400	L200
Section Times	0:56.68 (0:13.49)	0:43.19 [8] (0:10.18)	0:33.00 [6] (0:10.64)	0:22.37 [5] (0:10.76)	0:11.60 [4] (0:11.60)
Average Speed [km/h]	53.6	71.4	68.2	67.1	62.4
Top Speed [km/h]	68.9	72.8	71.5	67.9	65.9
Avg. Dist. to Rail [m]	8.8	2.9	1.6	1.1	0.7
Avg. Stride Freq. [Hz]	2.4	2.6	2.5	2.5	2.4
Avg. Stride Length [m]	6.6	7.8	7.7	7.6	7.5



- [] Ranking at each section and finish
- :-:- No data available at this section
- NA No data available

Horse/Jockey Name	Rons Finest Choice/Courtney Bellamy
Finish Rank	5
Fastest Section Time (Section)	0:10.12 (800-600)
Top Speed [km/h] (Section)	72.1 (800-600)
Race State	Finished



Townsville QLD --Professional-2026-04-14

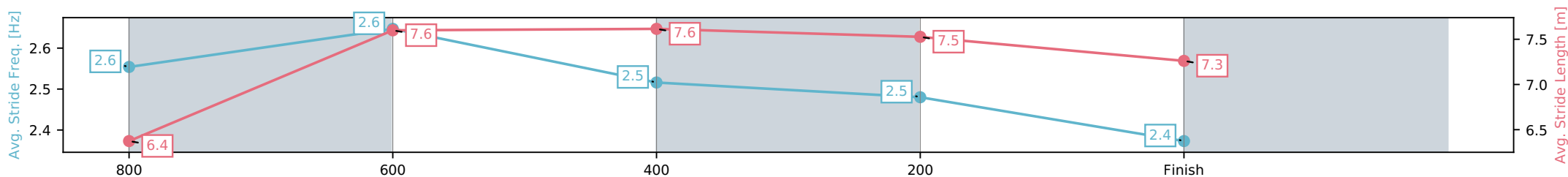
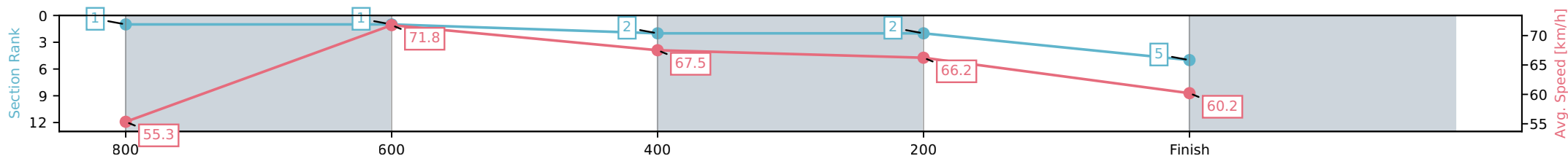
Race 8: MITAVITE Class 1 Handicap - 1000m

14 April 2026 - 5:21PM

Track Rating: Good 4, Weather: Overcast, Rail Position: +5.5m 1000m-W/Post, +3m Remainder



Section	L1000	L800	L600	L400	L200
Section Times	0:56.79 (0:13.03)	0:43.76 [1] (0:10.12)	0:33.64 [2] (0:10.77)	0:22.87 [2] (0:10.91)	0:11.96 [5] (0:11.96)
Average Speed [km/h]	55.3	71.8	67.5	66.2	60.2
Top Speed [km/h]	70.9	72.1	69.9	67.4	64.4
Avg. Dist. to Rail [m]	4.0	2.4	2.1	2.0	2.6
Avg. Stride Freq. [Hz]	2.6	2.6	2.5	2.5	2.4
Avg. Stride Length [m]	6.4	7.6	7.6	7.5	7.3



- [] Ranking at each section and finish
- :-:- No data available at this section
- NA No data available

Horse/Jockey Name	Vegameister/Nathan Thomas
Finish Rank	6
Fastest Section Time (Section)	0:10.29 (800-600)
Top Speed [km/h] (Section)	73.5 (800-600)
Race State	Finished



Townsville QLD --Professional-2026-04-14

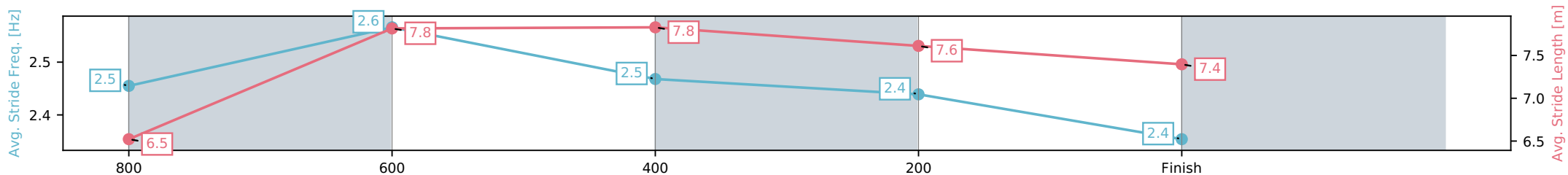
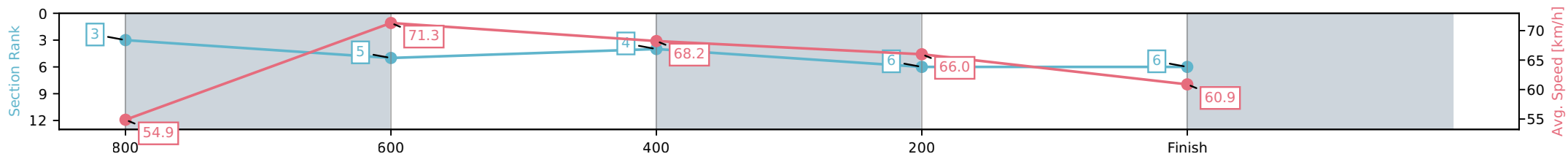
Race 8: MITAVITE Class 1 Handicap - 1000m

14 April 2026 - 5:21PM

Track Rating: Good 4, Weather: Overcast, Rail Position: +5.5m 1000m-W/Post, +3m Remainder



Section	L1000	L800	L600	L400	L200
Section Times	0:57.02 (0:13.14)	0:43.88 [5] (0:10.29)	0:33.59 [4] (0:10.80)	0:22.79 [6] (0:10.99)	0:11.81 [6] (0:11.81)
Average Speed [km/h]	54.9	71.3	68.2	66.0	60.9
Top Speed [km/h]	71.2	73.5	70.3	66.9	64.6
Avg. Dist. to Rail [m]	8.3	4.9	4.5	4.1	3.6
Avg. Stride Freq. [Hz]	2.5	2.6	2.5	2.4	2.4
Avg. Stride Length [m]	6.5	7.8	7.8	7.6	7.4



- [] Ranking at each section and finish
- :-:- No data available at this section
- NA No data available

Horse/Jockey Name	Leconfield/Lacey Morrison
Finish Rank	7
Fastest Section Time (Section)	0:10.19 (800-600)
Top Speed [km/h] (Section)	71.7 (800-600)
Race State	Finished



Townsville QLD --Professional-2026-04-14

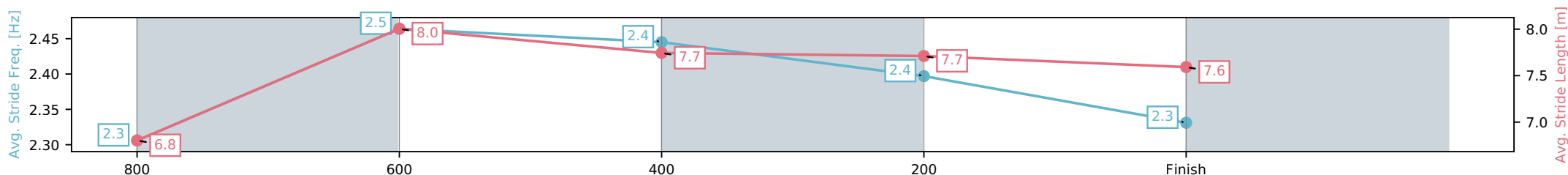
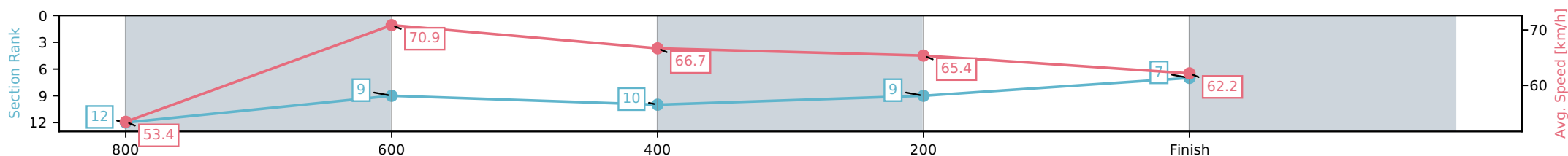
Race 8: MITAVITE Class 1 Handicap - 1000m

14 April 2026 - 5:21PM

Track Rating: Good 4, Weather: Overcast, Rail Position: +5.5m 1000m-W/Post, +3m Remainder



Section	L1000	L800	L600	L400	L200
Section Times	0:57.21 (0:13.50)	0:43.71 [9] (0:10.19)	0:33.52 [10] (0:10.82)	0:22.70 [9] (0:11.05)	0:11.66 [7] (0:11.66)
Average Speed [km/h]	53.4	70.9	66.7	65.4	62.2
Top Speed [km/h]	69.4	71.7	71.1	67.5	64.9
Avg. Dist. to Rail [m]	4.2	1.1	0.6	2.0	1.6
Avg. Stride Freq. [Hz]	2.3	2.5	2.4	2.4	2.3
Avg. Stride Length [m]	6.8	8.0	7.7	7.7	7.6



- [] Ranking at each section and finish
- :-:- No data available at this section
- NA No data available

Horse/Jockey Name	Tarong/Tasha Chambers
Finish Rank	8
Fastest Section Time (Section)	0:10.27 (800-600)
Top Speed [km/h] (Section)	73.7 (800-600)
Race State	Finished



Townsville QLD --Professional-2026-04-14

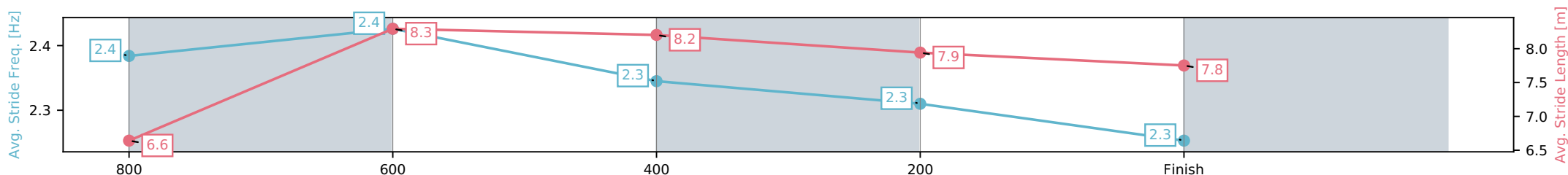
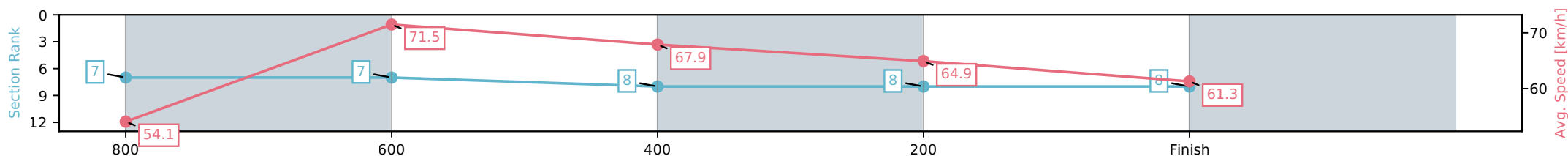
Race 8: MITAVITE Class 1 Handicap - 1000m

14 April 2026 - 5:21PM

Track Rating: Good 4, Weather: Overcast, Rail Position: +5.5m 1000m-W/Post, +3m Remainder



Section	L1000	L800	L600	L400	L200
Section Times	0:57.24 (0:13.35)	0:43.89 [7] (0:10.27)	0:33.61 [8] (0:10.70)	0:22.91 [8] (0:11.14)	0:11.77 [8] (0:11.77)
Average Speed [km/h]	54.1	71.5	67.9	64.9	61.3
Top Speed [km/h]	71.5	73.7	70.8	65.7	63.6
Avg. Dist. to Rail [m]	12.5	5.0	2.0	3.7	5.6
Avg. Stride Freq. [Hz]	2.4	2.4	2.3	2.3	2.3
Avg. Stride Length [m]	6.6	8.3	8.2	7.9	7.8



- [] Ranking at each section and finish
- :-:- No data available at this section
- NA No data available

Horse/Jockey Name	Little Iffy/Adam Sewell
Finish Rank	9
Fastest Section Time (Section)	0:10.27 (800-600)
Top Speed [km/h] (Section)	71.8 (800-600)
Race State	Finished



Townsville QLD --Professional-2026-04-14

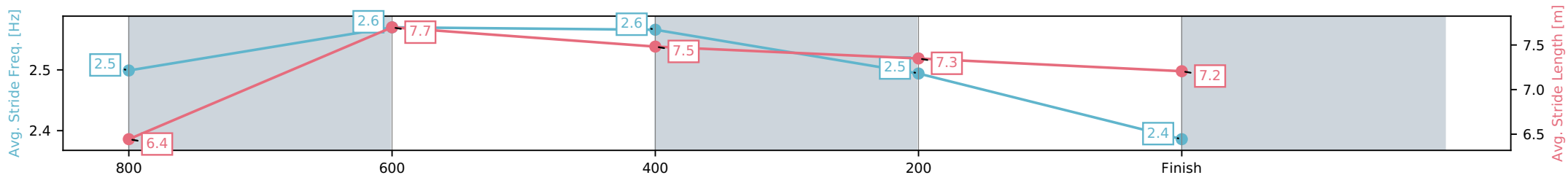
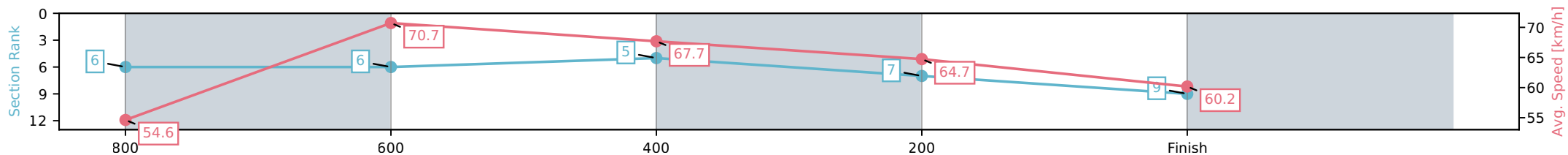
Race 8: MITAVITE Class 1 Handicap - 1000m

14 April 2026 - 5:21PM

Track Rating: Good 4, Weather: Overcast, Rail Position: +5.5m 1000m-
W/Post, +3m Remainder



Section	L1000	L800	L600	L400	L200
Section Times	0:57.31 (0:13.27)	0:44.04 [6] (0:10.27)	0:33.77 [5] (0:10.70)	0:23.07 [7] (0:11.14)	0:11.93 [9] (0:11.93)
Average Speed [km/h]	54.6	70.7	67.7	64.7	60.2
Top Speed [km/h]	69.4	71.8	70.2	65.7	63.4
Avg. Dist. to Rail [m]	7.6	2.6	1.0	2.5	3.7
Avg. Stride Freq. [Hz]	2.5	2.6	2.6	2.5	2.4
Avg. Stride Length [m]	6.4	7.7	7.5	7.3	7.2



- [] Ranking at each section and finish
- :-:- No data available at this section
- NA No data available

Horse/Jockey Name	Livewire Lass/Chris Whiteley
Finish Rank	10
Fastest Section Time (Section)	0:10.46 (800-600)
Top Speed [km/h] (Section)	71.7 (800-600)
Race State	Finished



Townsville QLD --Professional-2026-04-14

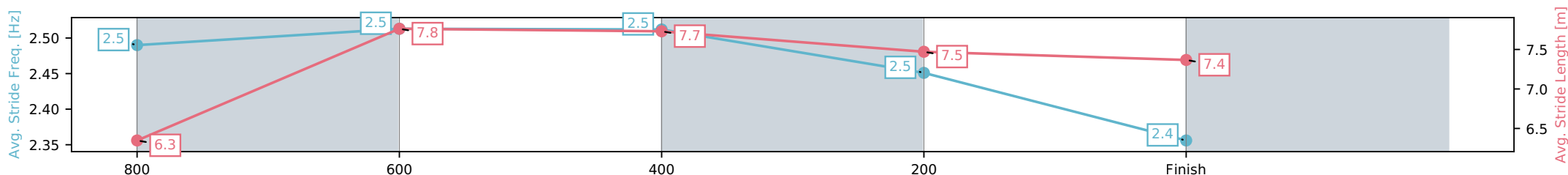
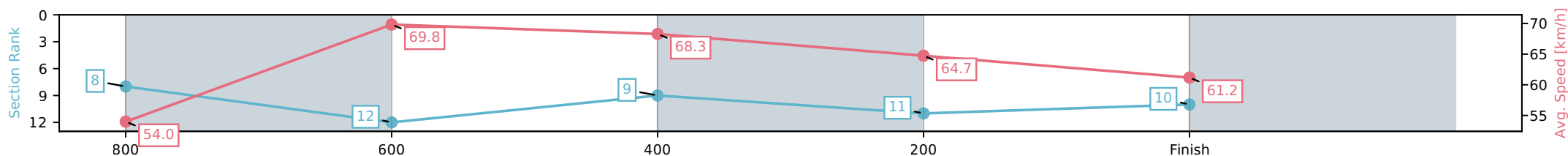
Race 8: MITAVITE Class 1 Handicap - 1000m

14 April 2026 - 5:21PM

Track Rating: Good 4, Weather: Overcast, Rail Position: +5.5m 1000m-
W/Post, +3m Remainder



Section	L1000	L800	L600	L400	L200
Section Times	0:57.47 (0:13.36)	0:44.12 [12] (0:10.46)	0:33.65 [9] (0:10.68)	0:22.98 [11] (0:11.21)	0:11.77 [10] (0:11.77)
Average Speed [km/h]	54.0	69.8	68.3	64.7	61.2
Top Speed [km/h]	68.5	71.7	70.9	65.7	63.3
Avg. Dist. to Rail [m]	10.8	4.1	2.5	6.0	8.0
Avg. Stride Freq. [Hz]	2.5	2.5	2.5	2.5	2.4
Avg. Stride Length [m]	6.3	7.8	7.7	7.5	7.4



- [] Ranking at each section and finish
- :-:- No data available at this section
- NA No data available

Horse/Jockey Name	Properleigh/Wanderson D'Avila
Finish Rank	11
Fastest Section Time (Section)	0:10.38 (800-600)
Top Speed [km/h] (Section)	71.4 (800-600)
Race State	Finished



Townsville QLD --Professional-2026-04-14

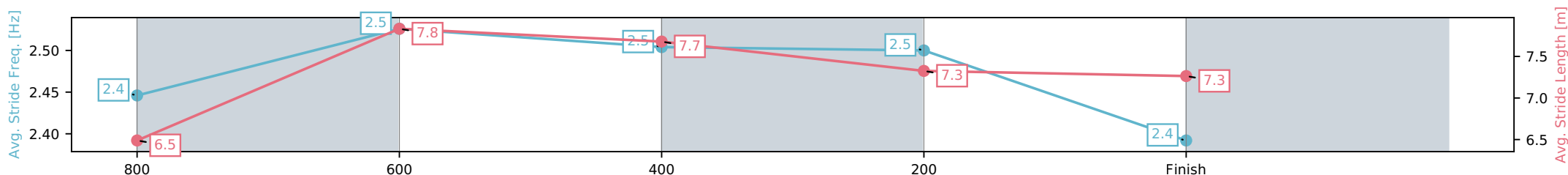
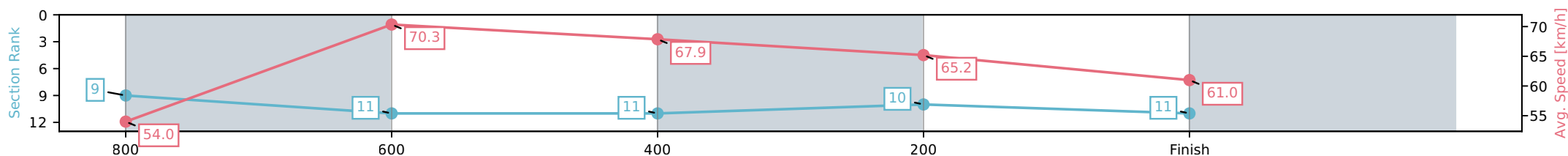
Race 8: MITAVITE Class 1 Handicap - 1000m

14 April 2026 - 5:21PM

Track Rating: Good 4, Weather: Overcast, Rail Position: +5.5m 1000m-W/Post, +3m Remainder



Section	L1000	L800	L600	L400	L200
Section Times	0:57.53 (0:13.40)	0:44.13 [11] (0:10.38)	0:33.75 [11] (0:10.73)	0:23.02 [10] (0:11.12)	0:11.90 [11] (0:11.90)
Average Speed [km/h]	54.0	70.3	67.9	65.2	61.0
Top Speed [km/h]	70.3	71.4	70.4	65.8	63.9
Avg. Dist. to Rail [m]	10.7	4.0	2.6	4.8	7.6
Avg. Stride Freq. [Hz]	2.4	2.5	2.5	2.5	2.4
Avg. Stride Length [m]	6.5	7.8	7.7	7.3	7.3



- [] Ranking at each section and finish
- :-:- No data available at this section
- NA No data available