



Doomben QLD

Race 1: SOUTHS SPORTS CLUB QTIS Two-Year-Old Maiden Plate - 1110m

15 April 2026 - 11:56AM

Track Rating: Good 4, Weather: Fine, Rail Position: +7m Entire Circuit



BRISBANE RACING CLUB

Field Times	1:05.55	0:56.97	0:46.12	0:34.84	0:23.40	0:12.12
(Race Tempo)	(0:08.59)	(0:10.85)	(0:11.28)	(0:11.44)	(0:11.28)	(0:12.12)

Rank	TAB#	Horse	Overall Time	First 400m	Top Speed km/h (Section)	L1110	L1000	L800	L600	L400	L200		
	(BAR#)	Jockey	Margin (DT-W)	Last 600m	Fastest Section (Time)	Start - 1000	1000 - 800	800 - 600	600 - 400	400 - 200	200 - Finish		
1	7	Hidden Whisper	1:05.55	0:24.76	67.6 (1000-800)	1:05.55	0:56.78 [4]	0:45.90 [3]	0:34.55 [4]	0:23.26 [3]	0:12.05 [2]		
	(2)	Ben Thompson		0:34.55	1000-800 (0:10.89)	(0:08.77)	(0:10.89)	(0:11.34)	(0:11.29)	(0:11.21)	(0:12.05)		
2	4	Kickup Rocky	1:05.64	0:25.48	66.4 (1000-800)	1:05.64	0:56.09 [11]	0:45.14 [11]	0:34.07 [11]	0:22.92 [10]	0:11.53 [10]		
	(11)	Daniel Moor	0.5L (-4)	0:34.07	1000-800 (0:10.95)	(0:09.55)	(0:10.95)	(0:11.07)	(0:11.16)	(0:11.38)	(0:11.53)		
3	10	Powerfilly	1:05.69	0:24.46	67.8 (1000-800)	1:05.69	0:57.10 [1]	0:46.26 [1]	0:34.98 [1]	0:23.54 [1]	0:12.26 [1]		
	(1)	Georgina Cartwright	0.8L (+5)	0:34.98	1000-800 (0:10.85)	(0:08.58)	(0:10.85)	(0:11.28)	(0:11.44)	(0:11.28)	(0:12.26)		
4	2	Bodmin Moor	1:05.74	0:25.17	67.5 (1000-800)	1:05.74	0:56.65 [9]	0:45.70 [9]	0:34.44 [8]	0:23.22 [6]	0:12.02 [4]		
	(9)	Martin Harley	1.1L (-1)	0:34.43	1000-800 (0:10.95)	(0:09.09)	(0:10.95)	(0:11.27)	(0:11.22)	(0:11.19)	(0:12.02)		
5	11	Saxon Spirit	1:05.74	0:25.18	66.1 (800-600)	1:05.74	0:56.90 [5]	0:45.73 [7]	0:34.43 [9]	0:23.09 [9]	0:11.73 [6]		
	(8)	Courtney Bellamy	1.2L (-4)	0:34.42	1000-800 (0:11.17)	(0:08.84)	(0:11.17)	(0:11.30)	(0:11.34)	(0:11.35)	(0:11.73)		
6	5	Monarchal	1:05.90	0:24.65	67.2 (1000-800)	1:05.90	0:57.17 [2]	0:46.28 [2]	0:35.08 [2]	0:23.74 [2]	0:12.35 [3]		
	(6)	Tahlia Fenlon	2.1L (-5)	0:35.07	1000-800 (0:10.89)	(0:08.73)	(0:10.89)	(0:11.20)	(0:11.34)	(0:11.38)	(0:12.35)		
7	1	Baciami	1:06.11	0:25.21	67.4 (800-600)	1:06.11	0:56.82 [10]	0:45.89 [10]	0:34.86 [7]	0:23.54 [8]	0:12.08 [7]		
	(10)	Kyle Wilson-Taylor	3.3L (-4)	0:34.86	1000-800 (0:10.94)	(0:09.28)	(0:10.94)	(0:11.03)	(0:11.32)	(0:11.46)	(0:12.08)		
8	12	Spirit Falls	1:06.17	0:24.83	67.9 (1000-800)	1:06.17	0:57.41 [3]	0:46.47 [5]	0:35.14 [5]	0:23.63 [7]	0:12.10 [9]		
	(5)	Cejay Graham	3.7L (-2)	0:35.13	1000-800 (0:10.95)	(0:08.76)	(0:10.95)	(0:11.33)	(0:11.51)	(0:11.52)	(0:12.10)		
9	8	Just A Duchess	1:06.28	0:24.92	66.8 (1000-800)	1:06.28	0:57.39 [7]	0:46.39 [6]	0:35.22 [6]	0:23.87 [5]	0:12.39 [5]		
	(4)	Scott Sheargold	4.3L (+3)	0:35.21	1000-800 (0:11.00)	(0:08.89)	(0:11.00)	(0:11.18)	(0:11.34)	(0:11.48)	(0:12.39)		
10	6	Regal Ascot	1:06.59	0:25.19	66.4 (1000-800)	1:06.59	0:57.60 [8]	0:46.57 [8]	0:35.16 [10]	0:23.82 [11]	0:12.12 [11]		
	(7)	Sean Cormack	6.1L (+9)	0:35.16	1000-800 (0:11.04)	(0:08.99)	(0:11.04)	(0:11.41)	(0:11.34)	(0:11.70)	(0:12.12)		

Scratched: La Premiere (#9), Worththeadmission (#13)

Report Created: Wed 15 April 2026

(Note: Races are conducted over an approximate distance as close as possible to the advertised distance, and recorded data may vary accordingly. Official times refer to race times only and do not include handicap times.)

[] Position in running at each section and finish TAB# Saddle cloth number

-:--:-- No data available at this section

NA No data available

DNT Did not track

BAR# Barrier/Gate Position

DNF Did not finish

DT-W Distance travelled compared to winner in metres

Fastest split

Fastest section

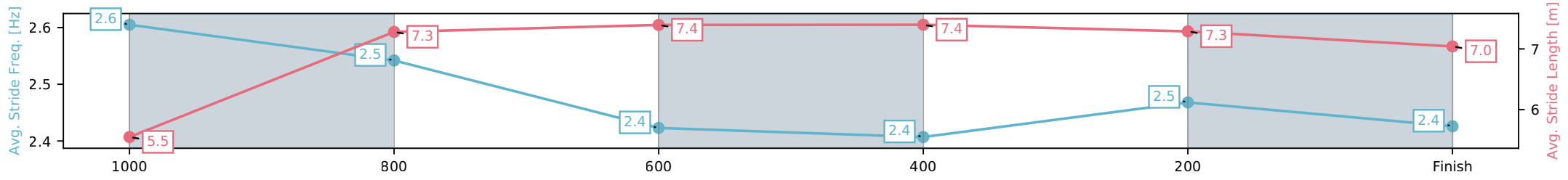
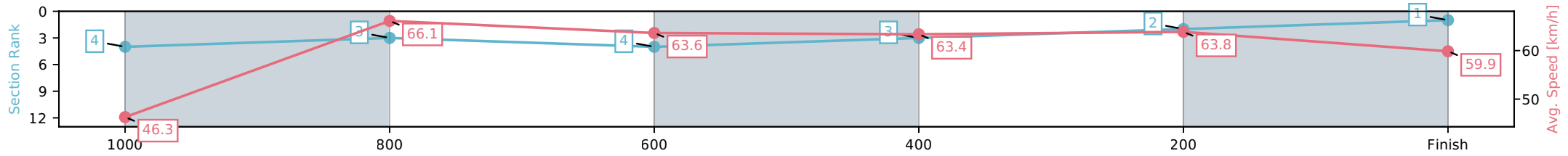
Horse/Jockey Name	Hidden Whisper/Ben Thompson
Finish Rank	1
Fastest Section Time (Section)	0:10.89 (1000-800)
Top Speed [km/h] (Section)	67.6 (1000-800)
Race State	Finished



Doomben QLD --Professional-2026-04-15
 Race 1: SOUTHS SPORTS CLUB QTIS Two-Year-Old Maiden Plate - 1110m
 15 April 2026 - 11:56AM
 Track Rating: Good 4, Weather: Fine, Rail Position: +7m Entire Circuit



Section	L1110	L1000	L800	L600	L400	L200
Section Times	1:05.55 (0:08.77)	0:56.78 [3] (0:10.89)	0:45.90 [4] (0:11.34)	0:34.55 [3] (0:11.29)	0:23.26 [2] (0:11.21)	0:12.05 [1] (0:12.05)
Average Speed [km/h]	46.3	66.1	63.6	63.4	63.8	59.9
Top Speed [km/h]	63.3	67.6	65.1	64.5	64.8	63.4
Avg. Dist. to Rail [m]	2.3	0.3	0.5	1.3	1.9	1.1
Avg. Stride Freq. [Hz]	2.6	2.5	2.4	2.4	2.5	2.4
Avg. Stride Length [m]	5.5	7.3	7.4	7.4	7.3	7.0



[] Ranking at each section and finish
 -:-:- No data available at this section
 NA No data available

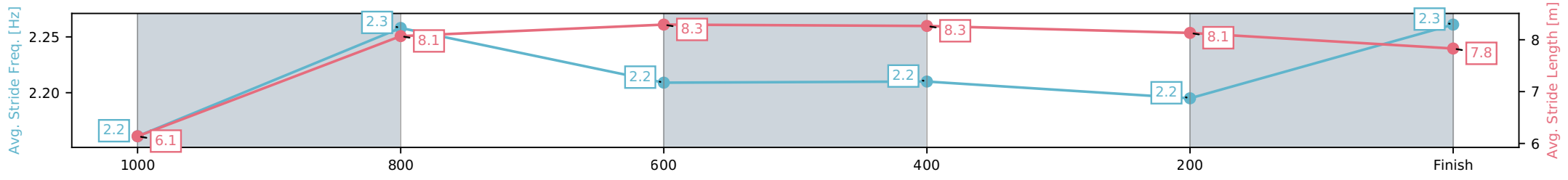
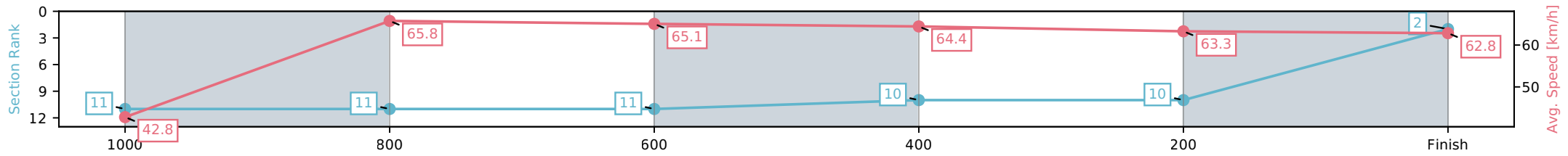
Horse/Jockey Name	Kickup Rocky/Daniel Moor
Finish Rank	2
Fastest Section Time (Section)	0:10.95 (1000-800)
Top Speed [km/h] (Section)	66.4 (1000-800)
Race State	Finished



Doomben QLD --Professional-2026-04-15
 Race 1: SOUTHS SPORTS CLUB QTIS Two-Year-Old Maiden Plate - 1110m
 15 April 2026 - 11:56AM
 Track Rating: Good 4, Weather: Fine, Rail Position: +7m Entire Circuit



Section	L1110	L1000	L800	L600	L400	L200
Section Times	1:05.64 (0:09.55)	0:56.09 [11] (0:10.95)	0:45.14 [11] (0:11.07)	0:34.07 [10] (0:11.16)	0:22.92 [10] (0:11.38)	0:11.53 [2] (0:11.53)
Average Speed [km/h]	42.8	65.8	65.1	64.4	63.3	62.8
Top Speed [km/h]	60.1	66.4	66.2	66.3	64.2	63.5
Avg. Dist. to Rail [m]	9.2	1.3	0.3	0.2	1.9	5.7
Avg. Stride Freq. [Hz]	2.2	2.3	2.2	2.2	2.2	2.3
Avg. Stride Length [m]	6.1	8.1	8.3	8.3	8.1	7.8



[] Ranking at each section and finish
 -:-:- No data available at this section
 NA No data available

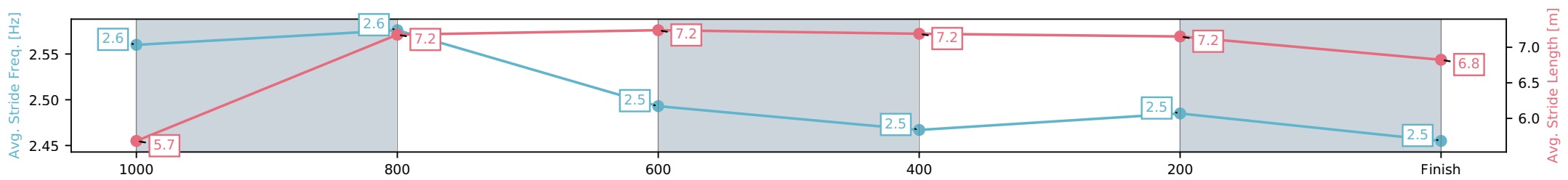
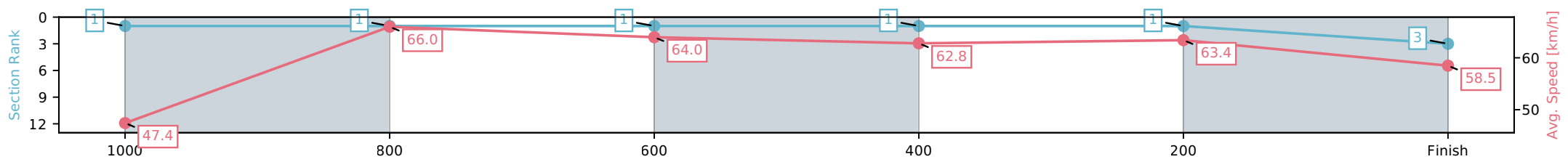
Horse/Jockey Name	Powerfilly/Georgina Cartwright
Finish Rank	3
Fastest Section Time (Section)	0:10.85 (1000-800)
Top Speed [km/h] (Section)	67.8 (1000-800)
Race State	Finished



Doomben QLD --Professional-2026-04-15
 Race 1: SOUTHS SPORTS CLUB QTIS Two-Year-Old Maiden Plate - 1110m
 15 April 2026 - 11:56AM
 Track Rating: Good 4, Weather: Fine, Rail Position: +7m Entire Circuit



Section	L1110	L1000	L800	L600	L400	L200
Section Times	1:05.69 (0:08.58)	0:57.10 [1] (0:10.85)	0:46.26 [1] (0:11.28)	0:34.98 [1] (0:11.44)	0:23.54 [1] (0:11.28)	0:12.26 [3] (0:12.26)
Average Speed [km/h]	47.4	66.0	64.0	62.8	63.4	58.5
Top Speed [km/h]	65.0	67.8	64.8	64.2	64.4	62.6
Avg. Dist. to Rail [m]	1.0	1.6	0.6	0.9	3.1	2.6
Avg. Stride Freq. [Hz]	2.6	2.6	2.5	2.5	2.5	2.5
Avg. Stride Length [m]	5.7	7.2	7.2	7.2	7.2	6.8



[] Ranking at each section and finish
 -:-:- No data available at this section
 NA No data available

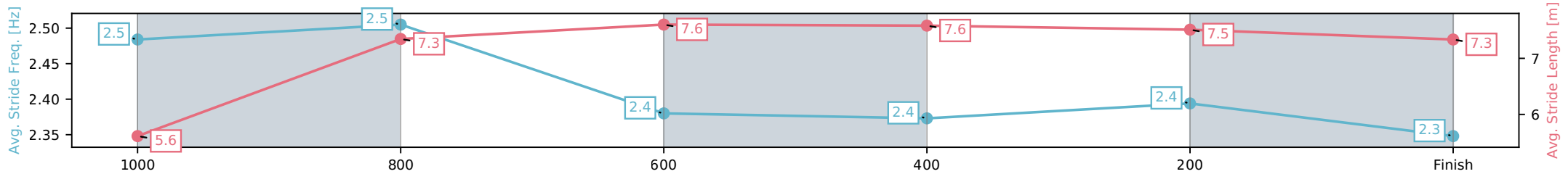
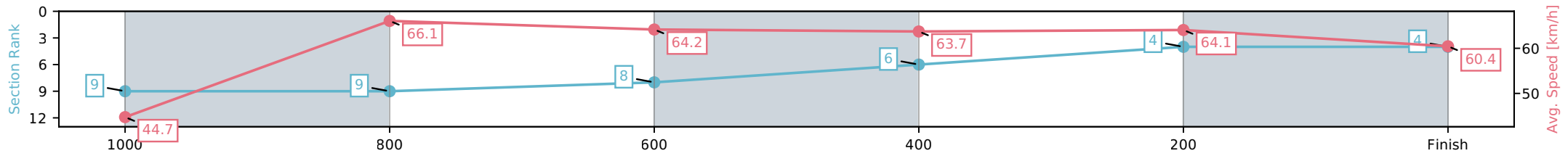
Horse/Jockey Name	Bodmin Moor/Martin Harley
Finish Rank	4
Fastest Section Time (Section)	0:10.95 (1000-800)
Top Speed [km/h] (Section)	67.5 (1000-800)
Race State	Finished



Doomben QLD --Professional-2026-04-15
 Race 1: SOUTHS SPORTS CLUB QTIS Two-Year-Old Maiden Plate - 1110m
 15 April 2026 - 11:56AM
 Track Rating: Good 4, Weather: Fine, Rail Position: +7m Entire Circuit



Section	L1110	L1000	L800	L600	L400	L200
Section Times	1:05.74 (0:09.09)	0:56.65 [9] (0:10.95)	0:45.70 [8] (0:11.27)	0:34.44 [6] (0:11.22)	0:23.22 [4] (0:11.19)	0:12.02 [4] (0:12.02)
Average Speed [km/h]	44.7	66.1	64.2	63.7	64.1	60.4
Top Speed [km/h]	61.2	67.5	65.3	65.1	65.2	63.1
Avg. Dist. to Rail [m]	8.4	2.5	0.6	1.4	0.9	2.9
Avg. Stride Freq. [Hz]	2.5	2.5	2.4	2.4	2.4	2.3
Avg. Stride Length [m]	5.6	7.3	7.6	7.6	7.5	7.3



[] Ranking at each section and finish
 -:-:- No data available at this section
 NA No data available

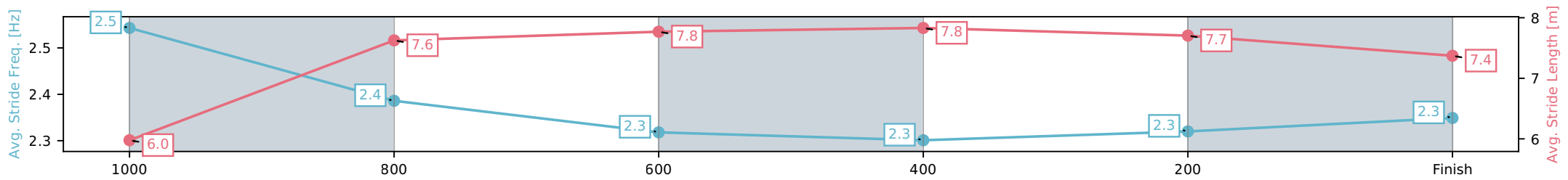
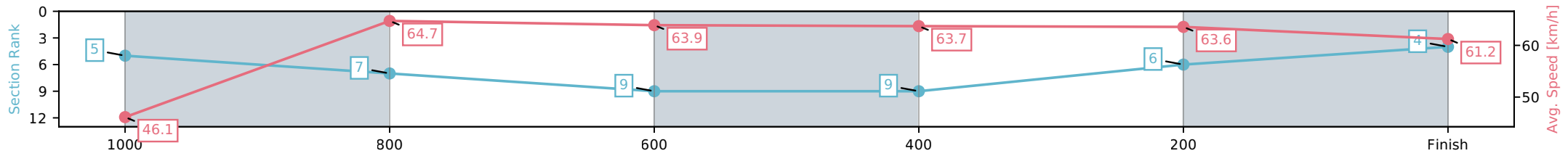
Horse/Jockey Name	Saxon Spirit/Courtney Bellamy
Finish Rank	5
Fastest Section Time (Section)	0:11.17 (1000-800)
Top Speed [km/h] (Section)	66.1 (800-600)
Race State	Finished



Doomben QLD --Professional-2026-04-15
 Race 1: SOUTHS SPORTS CLUB QTIS Two-Year-Old Maiden Plate - 1110m
 15 April 2026 - 11:56AM
 Track Rating: Good 4, Weather: Fine, Rail Position: +7m Entire Circuit



Section	L1110	L1000	L800	L600	L400	L200
Section Times	1:05.74 (0:08.84)	0:56.90 [7] (0:11.17)	0:45.73 [9] (0:11.30)	0:34.43 [9] (0:11.34)	0:23.09 [6] (0:11.35)	0:11.73 [4] (0:11.73)
Average Speed [km/h]	46.1	64.7	63.9	63.7	63.6	61.2
Top Speed [km/h]	64.2	65.7	66.1	65.9	64.8	63.6
Avg. Dist. to Rail [m]	7.4	3.0	0.6	0.6	2.5	4.8
Avg. Stride Freq. [Hz]	2.5	2.4	2.3	2.3	2.3	2.3
Avg. Stride Length [m]	6.0	7.6	7.8	7.8	7.7	7.4



[] Ranking at each section and finish
 -.-.- No data available at this section
 NA No data available

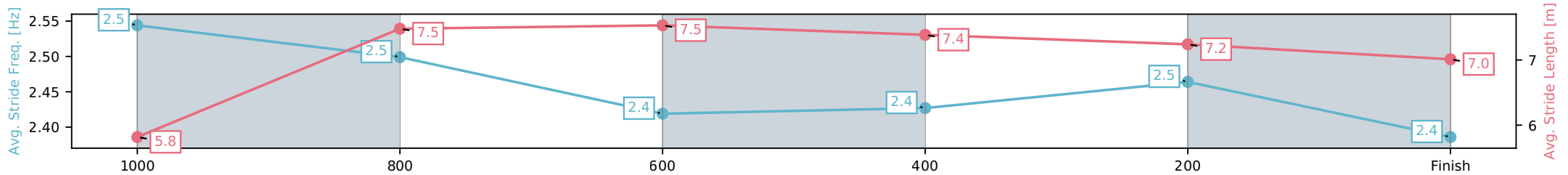
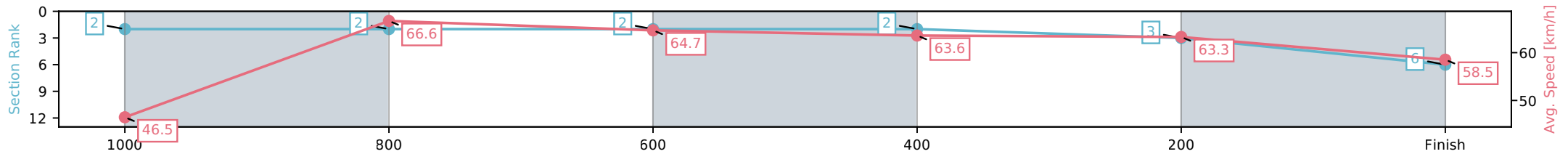
Horse/Jockey Name	Monarchal/Tahlia Fenlon
Finish Rank	6
Fastest Section Time (Section)	0:10.89 (1000-800)
Top Speed [km/h] (Section)	67.2 (1000-800)
Race State	Finished



Doomben QLD --Professional-2026-04-15
 Race 1: SOUTHS SPORTS CLUB QTIS Two-Year-Old Maiden Plate - 1110m
 15 April 2026 - 11:56AM
 Track Rating: Good 4, Weather: Fine, Rail Position: +7m Entire Circuit



Section	L1110	L1000	L800	L600	L400	L200
Section Times	1:05.90 (0:08.73)	0:57.17 [2] (0:10.89)	0:46.28 [2] (0:11.20)	0:35.08 [2] (0:11.34)	0:23.74 [3] (0:11.38)	0:12.35 [6] (0:12.35)
Average Speed [km/h]	46.5	66.6	64.7	63.6	63.3	58.5
Top Speed [km/h]	64.5	67.2	65.6	65.3	64.0	61.8
Avg. Dist. to Rail [m]	6.3	3.9	1.1	0.4	0.8	2.0
Avg. Stride Freq. [Hz]	2.5	2.5	2.4	2.4	2.5	2.4
Avg. Stride Length [m]	5.8	7.5	7.5	7.4	7.2	7.0



[] Ranking at each section and finish
 -:-:- No data available at this section
 NA No data available

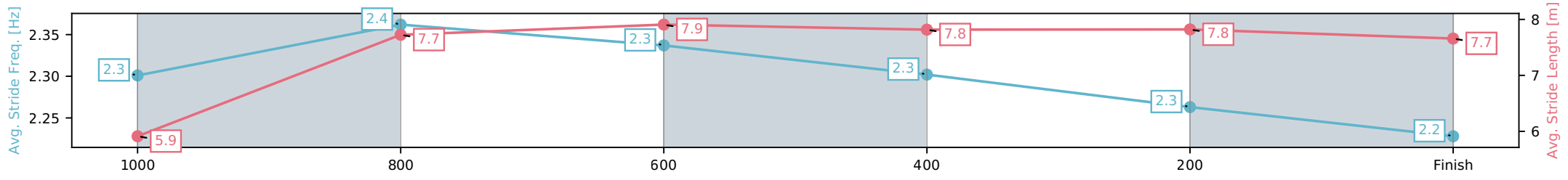
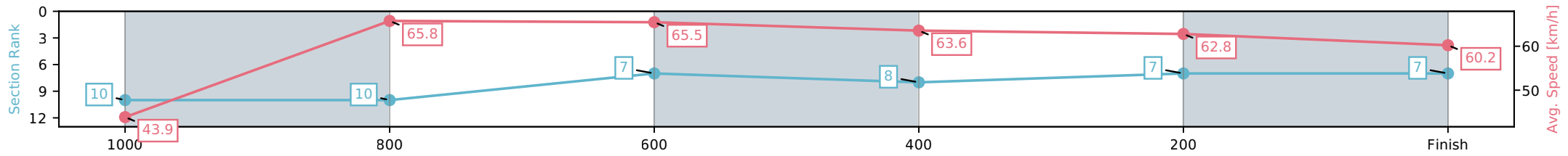
Horse/Jockey Name	Baciami/Kyle Wilson-Taylor
Finish Rank	7
Fastest Section Time (Section)	0:10.94 (1000-800)
Top Speed [km/h] (Section)	67.4 (800-600)
Race State	Finished



Doomben QLD --Professional-2026-04-15
 Race 1: SOUTHS SPORTS CLUB QTIS Two-Year-Old Maiden Plate - 1110m
 15 April 2026 - 11:56AM
 Track Rating: Good 4, Weather: Fine, Rail Position: +7m Entire Circuit



Section	L1110	L1000	L800	L600	L400	L200
Section Times	1:06.11 (0:09.28)	0:56.82 [10] (0:10.94)	0:45.89 [7] (0:11.03)	0:34.86 [8] (0:11.32)	0:23.54 [7] (0:11.46)	0:12.08 [7] (0:12.08)
Average Speed [km/h]	43.9	65.8	65.5	63.6	62.8	60.2
Top Speed [km/h]	62.0	67.3	67.4	65.5	63.6	62.6
Avg. Dist. to Rail [m]	8.5	1.1	0.2	0.3	0.5	0.6
Avg. Stride Freq. [Hz]	2.3	2.4	2.3	2.3	2.3	2.2
Avg. Stride Length [m]	5.9	7.7	7.9	7.8	7.8	7.7



[] Ranking at each section and finish
 -.-.- No data available at this section
 NA No data available

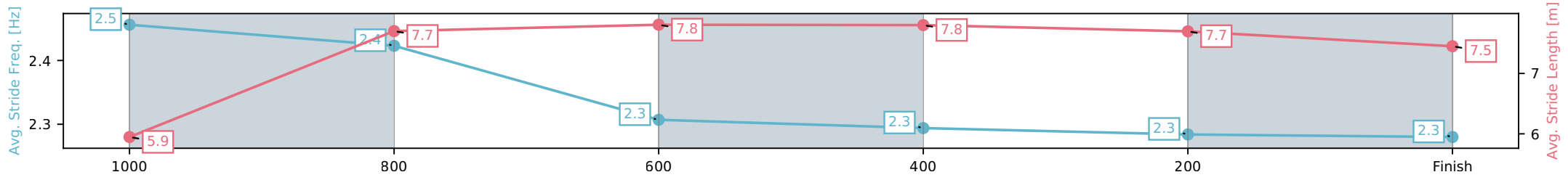
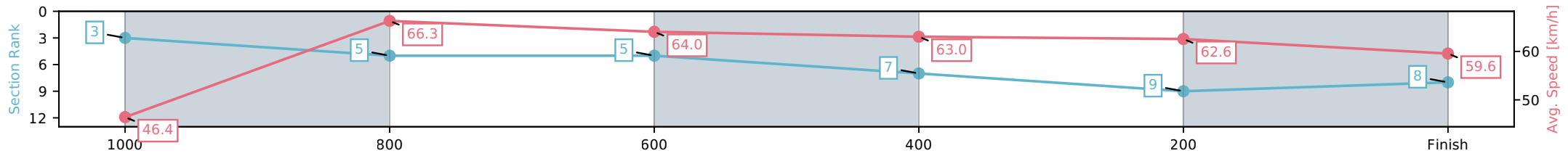
Horse/Jockey Name	Spirit Falls/Cejay Graham
Finish Rank	8
Fastest Section Time (Section)	0:10.95 (1000-800)
Top Speed [km/h] (Section)	67.9 (1000-800)
Race State	Finished



Doomben QLD --Professional-2026-04-15
 Race 1: SOUTHS SPORTS CLUB QTIS Two-Year-Old Maiden Plate - 1110m
 15 April 2026 - 11:56AM
 Track Rating: Good 4, Weather: Fine, Rail Position: +7m Entire Circuit



Section	L1110	L1000	L800	L600	L400	L200
Section Times	1:06.17 (0:08.76)	0:57.41 [5] (0:10.95)	0:46.47 [5] (0:11.33)	0:35.14 [7] (0:11.51)	0:23.63 [9] (0:11.52)	0:12.10 [8] (0:12.10)
Average Speed [km/h]	46.4	66.3	64.0	63.0	62.6	59.6
Top Speed [km/h]	64.5	67.9	66.0	65.8	63.2	62.1
Avg. Dist. to Rail [m]	5.6	3.1	1.7	1.4	1.2	3.1
Avg. Stride Freq. [Hz]	2.5	2.4	2.3	2.3	2.3	2.3
Avg. Stride Length [m]	5.9	7.7	7.8	7.8	7.7	7.5



[] Ranking at each section and finish
 -:-:- No data available at this section
 NA No data available

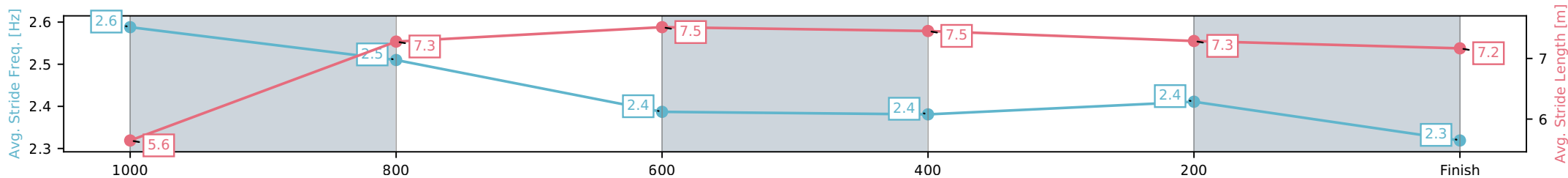
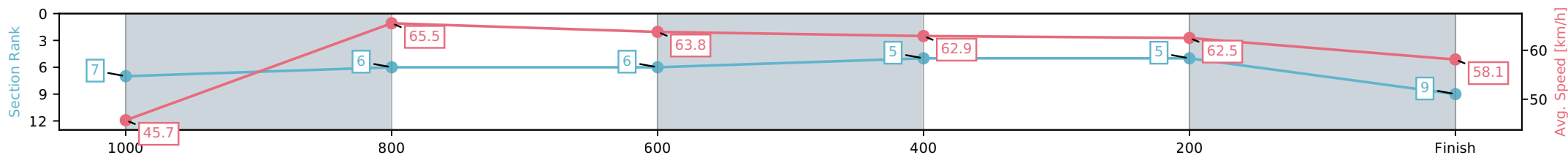
Horse/Jockey Name	Just A Duchess/Scott Sheargold
Finish Rank	9
Fastest Section Time (Section)	0:11.00 (1000-800)
Top Speed [km/h] (Section)	66.8 (1000-800)
Race State	Finished



Doomben QLD --Professional-2026-04-15
 Race 1: SOUTHS SPORTS CLUB QTIS Two-Year-Old Maiden Plate - 1110m
 15 April 2026 - 11:56AM
 Track Rating: Good 4, Weather: Fine, Rail Position: +7m Entire Circuit



Section	L1110	L1000	L800	L600	L400	L200
Section Times	1:06.28 (0:08.89)	0:57.39 [6] (0:11.00)	0:46.39 [6] (0:11.18)	0:35.22 [5] (0:11.34)	0:23.87 [5] (0:11.48)	0:12.39 [9] (0:12.39)
Average Speed [km/h]	45.7	65.5	63.8	62.9	62.5	58.1
Top Speed [km/h]	62.3	66.8	64.9	64.3	63.7	61.6
Avg. Dist. to Rail [m]	4.4	1.2	1.8	1.7	0.7	0.7
Avg. Stride Freq. [Hz]	2.6	2.5	2.4	2.4	2.4	2.3
Avg. Stride Length [m]	5.6	7.3	7.5	7.5	7.3	7.2



- [] Ranking at each section and finish
- :-:- No data available at this section
- NA No data available

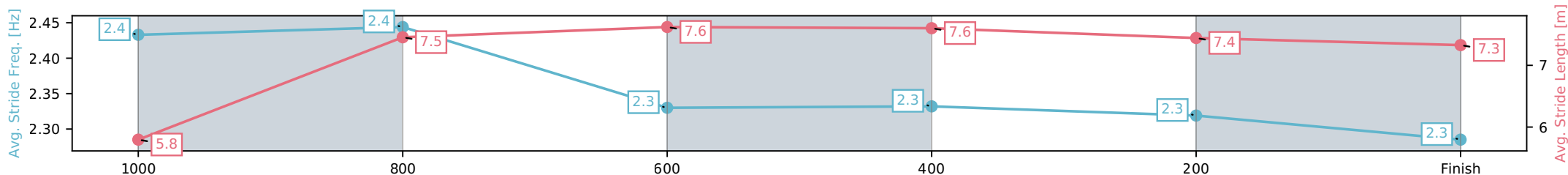
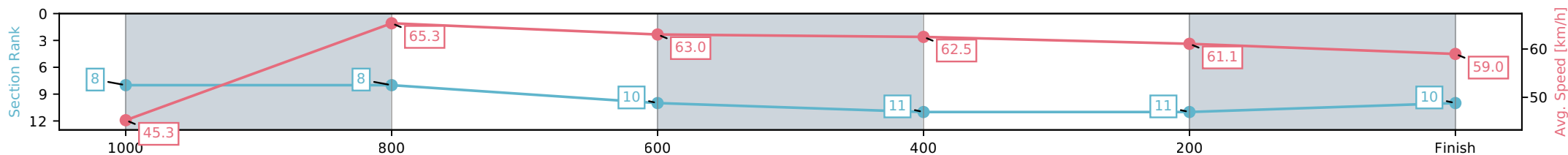
Horse/Jockey Name	Regal Ascot/Sean Cormack
Finish Rank	10
Fastest Section Time (Section)	0:11.04 (1000-800)
Top Speed [km/h] (Section)	66.4 (1000-800)
Race State	Finished



Doomben QLD --Professional-2026-04-15
 Race 1: SOUTHS SPORTS CLUB QTIS Two-Year-Old Maiden Plate - 1110m
 15 April 2026 - 11:56AM
 Track Rating: Good 4, Weather: Fine, Rail Position: +7m Entire Circuit



Section	L1110	L1000	L800	L600	L400	L200
Section Times	1:06.59 (0:08.99)	0:57.60 [8] (0:11.04)	0:46.57 [10] (0:11.41)	0:35.16 [11] (0:11.34)	0:23.82 [11] (0:11.70)	0:12.12 [10] (0:12.12)
Average Speed [km/h]	45.3	65.3	63.0	62.5	61.1	59.0
Top Speed [km/h]	62.8	66.4	64.7	64.5	61.9	60.7
Avg. Dist. to Rail [m]	6.0	0.5	0.5	2.5	4.3	3.2
Avg. Stride Freq. [Hz]	2.4	2.4	2.3	2.3	2.3	2.3
Avg. Stride Length [m]	5.8	7.5	7.6	7.6	7.4	7.3



- [] Ranking at each section and finish
- :-:- No data available at this section
- NA No data available

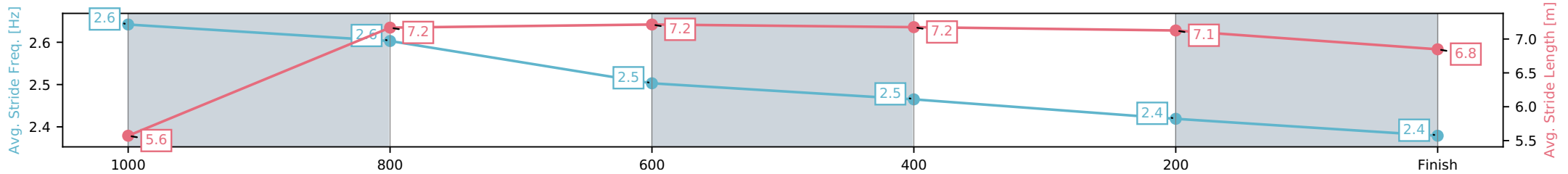
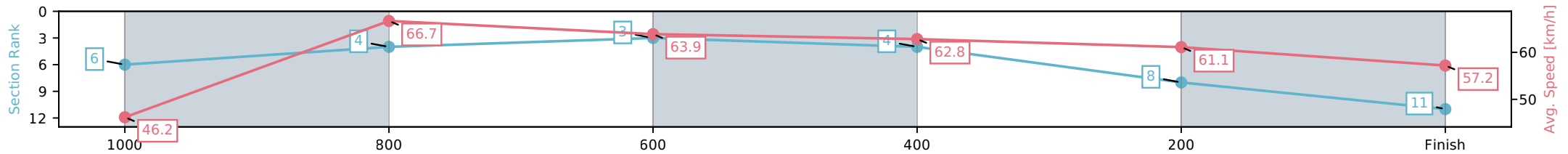
Horse/Jockey Name	Hellabeel/Jace McMurray
Finish Rank	11
Fastest Section Time (Section)	0:10.81 (1000-800)
Top Speed [km/h] (Section)	68.8 (1000-800)
Race State	Finished



Doomben QLD --Professional-2026-04-15
 Race 1: SOUTHS SPORTS CLUB QTIS Two-Year-Old Maiden Plate - 1110m
 15 April 2026 - 11:56AM
 Track Rating: Good 4, Weather: Fine, Rail Position: +7m Entire Circuit



Section	L1110	L1000	L800	L600	L400	L200
Section Times	1:06.60 (0:08.84)	0:57.76 [4] (0:10.81)	0:46.95 [3] (0:11.24)	0:35.71 [4] (0:11.41)	0:24.30 [8] (0:11.74)	0:12.56 [11] (0:12.56)
Average Speed [km/h]	46.2	66.7	63.9	62.8	61.1	57.2
Top Speed [km/h]	64.4	68.8	65.5	63.6	61.6	60.2
Avg. Dist. to Rail [m]	3.4	1.6	0.6	0.8	0.8	1.0
Avg. Stride Freq. [Hz]	2.6	2.6	2.5	2.5	2.4	2.4
Avg. Stride Length [m]	5.6	7.2	7.2	7.2	7.1	6.8



- [] Ranking at each section and finish
- :-:- No data available at this section
- NA No data available



Doomben QLD

Race 2: BECOME A BRC MEMBER QTIS Three-Year-Old BENCHMARK 68 Handicap - 1110m

15 April 2026 - 12:33PM



BRISBANE
RACING CLUB

Track Rating: Good 4, Weather: Fine, Rail Position: +7m Entire Circuit

Field Times (Race Tempo) 1:04.20 0:55.67 0:45.11 0:34.02 0:22.70 0:11.65
 (0:08.53) (0:10.56) (0:11.09) (0:11.32) (0:11.05) (0:11.65)

Rank	TAB#	Horse	Overall Time	First 400m	Top Speed km/h (Section)	L1110	L1000	L800	L600	L400	L200		
	(BAR#)	Jockey	Margin (DT-W)	Last 600m	Fastest Section (Time)	Start - 1000	1000 - 800	800 - 600	600 - 400	400 - 200	200 - Finish		
1	2	Vivika	1:04.20	0:24.56	68.0 (400-200)	1:04.20	0:55.34 [6]	0:44.47 [7]	0:33.45 [7]	0:22.10 [7]	0:11.27 [6]		
	(5)	Ben Thompson		0:33.45	400-200 (0:10.83)	(0:08.86)	(0:10.87)	(0:11.02)	(0:11.35)	(0:10.83)	(0:11.27)		
2	8	Ave Cantare	1:04.28	0:24.48	69.0 (1000-800)	1:04.28	0:55.40 [7]	0:44.78 [6]	0:33.57 [6]	0:22.14 [8]	0:11.23 [8]		
	(2)	Daniel Moor	0.5L (-7)	0:33.56	1000-800 (0:10.62)	(0:08.88)	(0:10.62)	(0:11.22)	(0:11.42)	(0:10.91)	(0:11.23)		
3	1	Stiktodascrypt	1:04.29	0:23.99	68.5 (1000-800)	1:04.29	0:55.76 [1]	0:45.20 [1]	0:34.11 [1]	0:22.79 [1]	0:11.74 [1]		
	(3)	Damien Thornton	0.5L (+9)	0:34.11	1000-800 (0:10.56)	(0:08.53)	(0:10.56)	(0:11.09)	(0:11.32)	(0:11.05)	(0:11.74)		
4	3	Champagne Lane	1:04.35	0:24.63	69.7 (800-600)	1:04.35	0:55.31 [8]	0:44.49 [8]	0:33.56 [8]	0:22.29 [6]	0:11.49 [4]		
	(7)	Jag Guthmann-Chester	0.8L (-7)	0:33.56	400-200 (0:10.81)	(0:09.04)	(0:10.82)	(0:10.94)	(0:11.26)	(0:10.81)	(0:11.49)		
5	5	Exceloquent	1:04.36	0:24.21	68.6 (1000-800)	1:04.36	0:55.76 [3]	0:45.08 [3]	0:34.03 [2]	0:22.66 [2]	0:11.64 [2]		
	(6)	Angela Jones	0.9L (-3)	0:34.04	1000-800 (0:10.68)	(0:08.60)	(0:10.68)	(0:11.05)	(0:11.38)	(0:11.02)	(0:11.64)		
6	4	Little Fella	1:04.51	0:24.23	69.1 (1000-800)	1:04.51	0:55.65 [5]	0:45.14 [4]	0:34.13 [4]	0:22.67 [5]	0:11.63 [5]		
	(1)	Jace McMurray	1.8L (-1)	0:34.13	1000-800 (0:10.52)	(0:08.86)	(0:10.52)	(0:11.00)	(0:11.46)	(0:11.04)	(0:11.63)		
7	6	Chantilly	1:04.62	0:24.41	68.5 (1000-800)	1:04.62	0:55.82 [4]	0:45.14 [5]	0:34.01 [5]	0:22.79 [4]	0:11.77 [3]		
	(4)	Cejay Graham	2.5L (+2)	0:34.02	1000-800 (0:10.68)	(0:08.80)	(0:10.68)	(0:11.13)	(0:11.23)	(0:11.02)	(0:11.77)		
8	7	Wax On Wax Off	1:05.49	0:24.09	70.6 (1000-800)	1:05.49	0:56.90 [2]	0:46.38 [2]	0:35.14 [3]	0:23.69 [3]	0:12.53 [7]		
	(8)	Cody Collis	7.5L (-3)	0:35.14	1000-800 (0:10.52)	(0:08.59)	(0:10.52)	(0:11.24)	(0:11.45)	(0:11.16)	(0:12.53)		

Report Created: Wed 15 April 2026

(Note: Races are conducted over an approximate distance as close as possible to the advertised distance, and recorded data may vary accordingly. Official times refer to race times only and do not include handicap times.)

[] Position in running at each section and finish TAB# Saddle cloth number
 -:-:- No data available at this section BAR# Barrier/Gate Position
 NA No data available DNF Did not finish
 DNT Did not track DT-W Distance travelled compared to winner in metres

Fastest split
 Fastest section

Horse/Jockey Name	Vivika/Ben Thompson
Finish Rank	1
Fastest Section Time (Section)	0:10.83 (400-200)
Top Speed [km/h] (Section)	68.0 (400-200)
Race State	Finished



Doomben QLD --Professional-2026-04-15

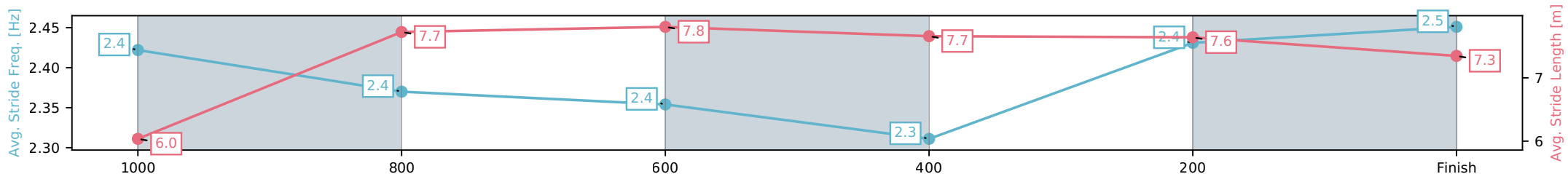
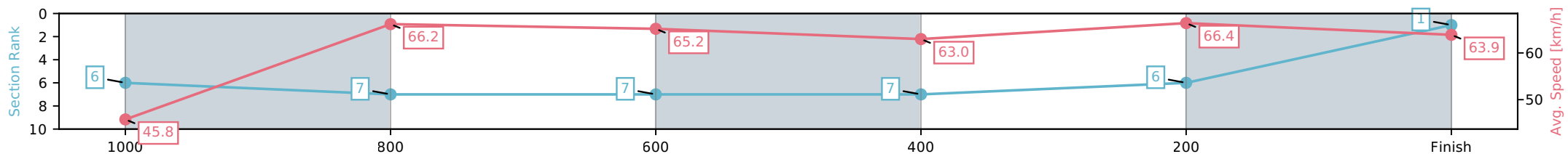
Race 2: BECOME A BRC MEMBER QTIS Three-Year-Old
BENCHMARK 68 Handicap - 1110m

15 April 2026 - 12:33PM

Track Rating: Good 4, Weather: Fine, Rail Position: +7m Entire Circuit



Section	L1110	L1000	L800	L600	L400	L200
Section Times	1:04.20 (0:08.86)	0:55.34 [7] (0:10.87)	0:44.47 [7] (0:11.02)	0:33.45 [7] (0:11.35)	0:22.10 [6] (0:10.83)	0:11.27 [1] (0:11.27)
Average Speed [km/h]	45.8	66.2	65.2	63.0	66.4	63.9
Top Speed [km/h]	62.5	67.5	67.6	63.3	68.0	66.6
Avg. Dist. to Rail [m]	3.8	1.0	0.7	1.1	1.4	1.3
Avg. Stride Freq. [Hz]	2.4	2.4	2.4	2.3	2.4	2.5
Avg. Stride Length [m]	6.0	7.7	7.8	7.7	7.6	7.3



- [] Ranking at each section and finish
- :-:- No data available at this section
- NA No data available

Horse/Jockey Name	Ave Cantare/Daniel Moor
Finish Rank	2
Fastest Section Time (Section)	0:10.62 (1000-800)
Top Speed [km/h] (Section)	69.0 (1000-800)
Race State	Finished



Doomben QLD --Professional-2026-04-15

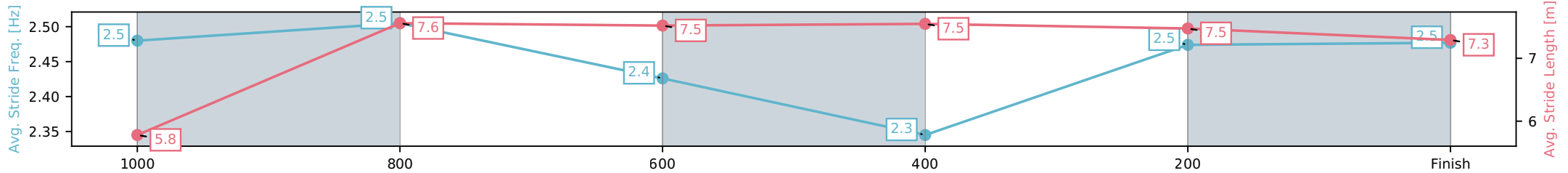
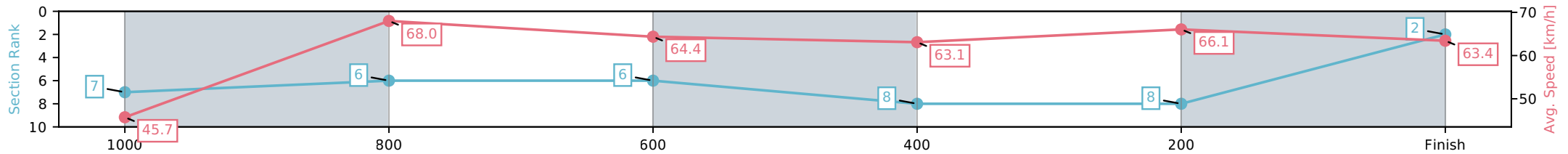
Race 2: BECOME A BRC MEMBER QTIS Three-Year-Old
BENCHMARK 68 Handicap - 1110m

15 April 2026 - 12:33PM

Track Rating: Good 4, Weather: Fine, Rail Position: +7m Entire Circuit



Section	L1110	L1000	L800	L600	L400	L200
Section Times	1:04.28 (0:08.88)	0:55.40 [6] (0:10.62)	0:44.78 [6] (0:11.22)	0:33.57 [8] (0:11.42)	0:22.14 [8] (0:10.91)	0:11.23 [2] (0:11.23)
Average Speed [km/h]	45.7	68.0	64.4	63.1	66.1	63.4
Top Speed [km/h]	65.0	69.0	67.5	64.0	67.2	65.9
Avg. Dist. to Rail [m]	1.8	1.3	0.5	0.3	1.6	3.8
Avg. Stride Freq. [Hz]	2.5	2.5	2.4	2.3	2.5	2.5
Avg. Stride Length [m]	5.8	7.6	7.5	7.5	7.5	7.3



- [] Ranking at each section and finish
- :-:- No data available at this section
- NA No data available

Horse/Jockey Name	Stiktodascrypt/Damien Thornton
Finish Rank	3
Fastest Section Time (Section)	0:10.56 (1000-800)
Top Speed [km/h] (Section)	68.5 (1000-800)
Race State	Finished



Doomben QLD --Professional-2026-04-15

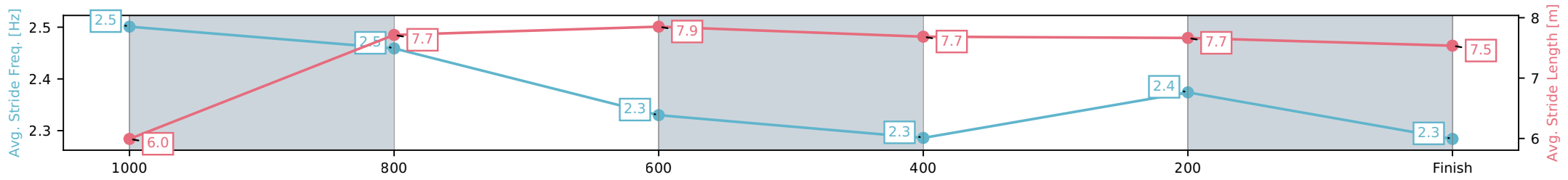
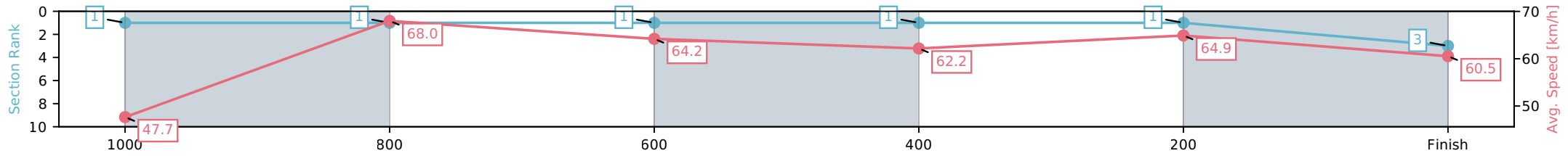
Race 2: BECOME A BRC MEMBER QTIS Three-Year-Old
BENCHMARK 68 Handicap - 1110m

15 April 2026 - 12:33PM

Track Rating: Good 4, Weather: Fine, Rail Position: +7m Entire Circuit



Section	L1110	L1000	L800	L600	L400	L200
Section Times	1:04.29 (0:08.53)	0:55.76 [1] (0:10.56)	0:45.20 [1] (0:11.09)	0:34.11 [1] (0:11.32)	0:22.79 [1] (0:11.05)	0:11.74 [3] (0:11.74)
Average Speed [km/h]	47.7	68.0	64.2	62.2	64.9	60.5
Top Speed [km/h]	66.9	68.5	67.4	63.0	66.1	63.6
Avg. Dist. to Rail [m]	1.9	0.8	2.3	3.7	2.2	9.5
Avg. Stride Freq. [Hz]	2.5	2.5	2.3	2.3	2.4	2.3
Avg. Stride Length [m]	6.0	7.7	7.9	7.7	7.7	7.5



[] Ranking at each section and finish
 -.-.- No data available at this section
 NA No data available

Horse/Jockey Name	Champagne Lane/Jag Guthmann-Chester
Finish Rank	4
Fastest Section Time (Section)	0:10.81 (400-200)
Top Speed [km/h] (Section)	69.7 (800-600)
Race State	Finished



Doomben QLD --Professional-2026-04-15

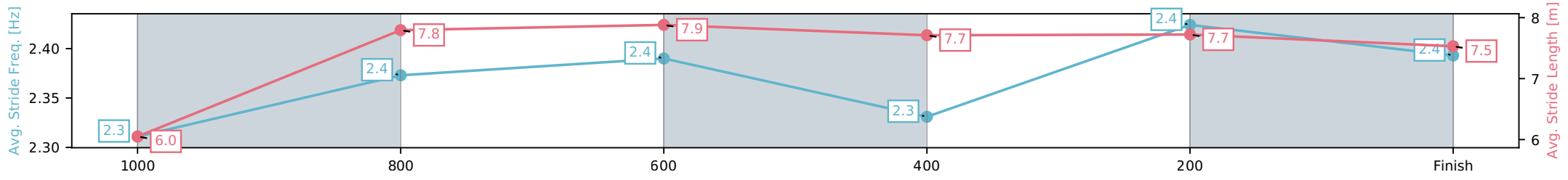
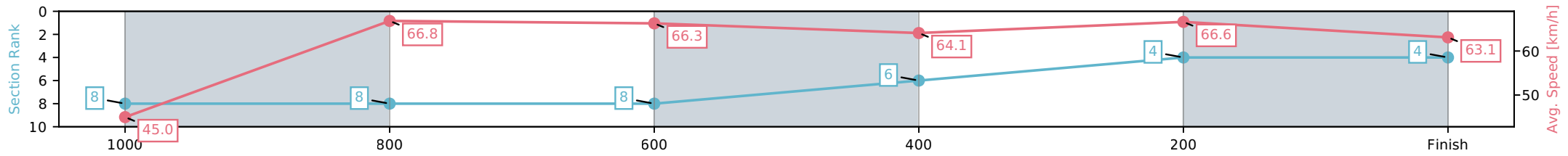
Race 2: BECOME A BRC MEMBER QTIS Three-Year-Old
BENCHMARK 68 Handicap - 1110m

15 April 2026 - 12:33PM

Track Rating: Good 4, Weather: Fine, Rail Position: +7m Entire Circuit



Section	L1110	L1000	L800	L600	L400	L200
Section Times	1:04.35 (0:09.04)	0:55.31 [8] (0:10.82)	0:44.49 [8] (0:10.94)	0:33.56 [6] (0:11.26)	0:22.29 [4] (0:10.81)	0:11.49 [4] (0:11.49)
Average Speed [km/h]	45.0	66.8	66.3	64.1	66.6	63.1
Top Speed [km/h]	62.8	68.5	69.7	64.8	67.4	65.4
Avg. Dist. to Rail [m]	5.3	1.9	1.2	0.3	2.1	5.4
Avg. Stride Freq. [Hz]	2.3	2.4	2.4	2.3	2.4	2.4
Avg. Stride Length [m]	6.0	7.8	7.9	7.7	7.7	7.5



[] Ranking at each section and finish
 -:-:- No data available at this section
 NA No data available

Horse/Jockey Name	Exceloquent/Angela Jones
Finish Rank	5
Fastest Section Time (Section)	0:10.68 (1000-800)
Top Speed [km/h] (Section)	68.6 (1000-800)
Race State	Finished



Doomben QLD --Professional-2026-04-15

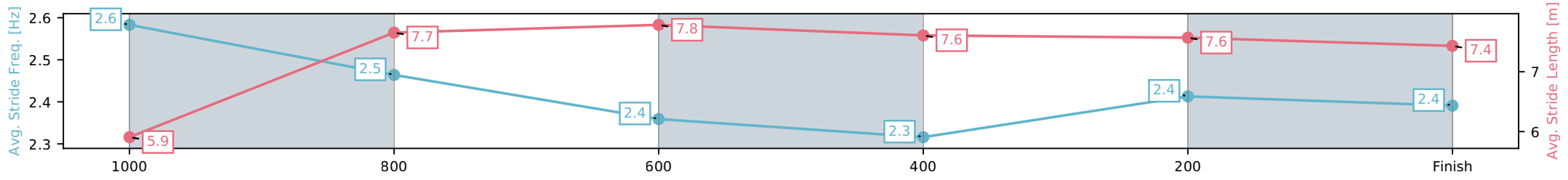
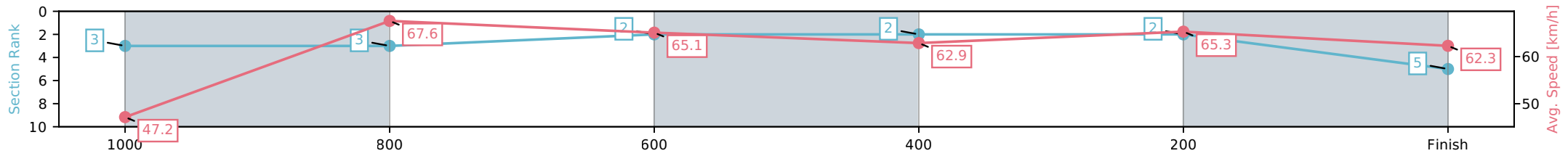
Race 2: BECOME A BRC MEMBER QTIS Three-Year-Old
BENCHMARK 68 Handicap - 1110m



15 April 2026 - 12:33PM

Track Rating: Good 4, Weather: Fine, Rail Position: +7m Entire Circuit

Section	L1110	L1000	L800	L600	L400	L200
Section Times	1:04.36 (0:08.60)	0:55.76 [3] (0:10.68)	0:45.08 [2] (0:11.05)	0:34.03 [2] (0:11.38)	0:22.66 [2] (0:11.02)	0:11.64 [5] (0:11.64)
Average Speed [km/h]	47.2	67.6	65.1	62.9	65.3	62.3
Top Speed [km/h]	65.0	68.6	66.1	63.8	66.3	64.4
Avg. Dist. to Rail [m]	4.7	1.3	0.7	1.1	0.6	0.6
Avg. Stride Freq. [Hz]	2.6	2.5	2.4	2.3	2.4	2.4
Avg. Stride Length [m]	5.9	7.7	7.8	7.6	7.6	7.4



[] Ranking at each section and finish
 -:-:- No data available at this section
 NA No data available

Horse/Jockey Name	Little Fella/Jace McMurray
Finish Rank	6
Fastest Section Time (Section)	0:10.52 (1000-800)
Top Speed [km/h] (Section)	69.1 (1000-800)
Race State	Finished



Doomben QLD --Professional-2026-04-15

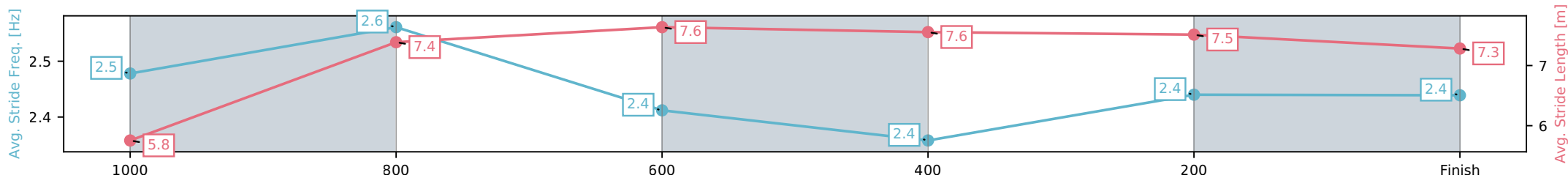
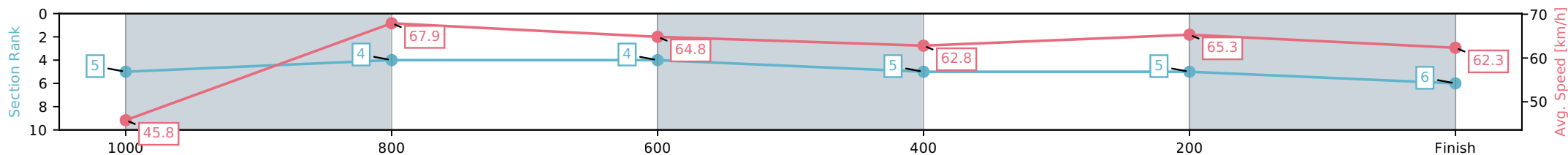
Race 2: BECOME A BRC MEMBER QTIS Three-Year-Old
BENCHMARK 68 Handicap - 1110m

15 April 2026 - 12:33PM



Track Rating: Good 4, Weather: Fine, Rail Position: +7m Entire Circuit

Section	L1110	L1000	L800	L600	L400	L200
Section Times	1:04.51 (0:08.86)	0:55.65 [4] (0:10.52)	0:45.14 [4] (0:11.00)	0:34.13 [5] (0:11.46)	0:22.67 [5] (0:11.04)	0:11.63 [6] (0:11.63)
Average Speed [km/h]	45.8	67.9	64.8	62.8	65.3	62.3
Top Speed [km/h]	63.5	69.1	67.2	63.9	66.8	64.7
Avg. Dist. to Rail [m]	1.2	2.6	1.6	0.2	1.9	1.0
Avg. Stride Freq. [Hz]	2.5	2.6	2.4	2.4	2.4	2.4
Avg. Stride Length [m]	5.8	7.4	7.6	7.6	7.5	7.3



- [] Ranking at each section and finish
- :-:- No data available at this section
- NA No data available

Horse/Jockey Name	Chantilly/Cejay Graham
Finish Rank	7
Fastest Section Time (Section)	0:10.68 (1000-800)
Top Speed [km/h] (Section)	68.5 (1000-800)
Race State	Finished



Doomben QLD --Professional-2026-04-15

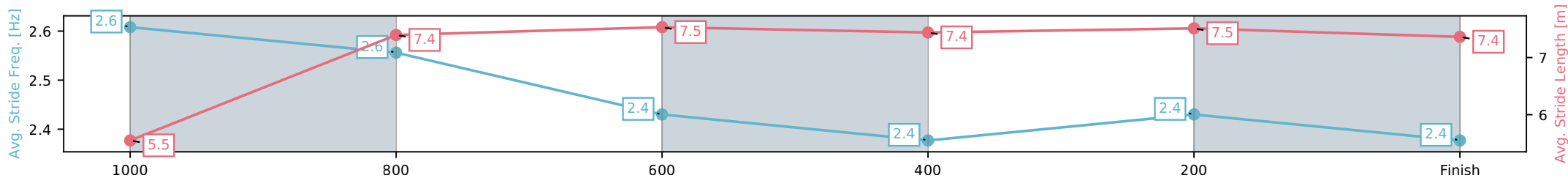
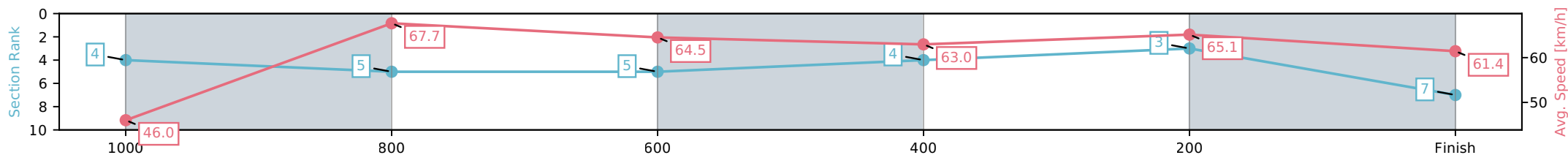
Race 2: BECOME A BRC MEMBER QTIS Three-Year-Old
BENCHMARK 68 Handicap - 1110m

15 April 2026 - 12:33PM



Track Rating: Good 4, Weather: Fine, Rail Position: +7m Entire Circuit

Section	L1110	L1000	L800	L600	L400	L200
Section Times	1:04.62 (0:08.80)	0:55.82 [5] (0:10.68)	0:45.14 [5] (0:11.13)	0:34.01 [4] (0:11.23)	0:22.79 [3] (0:11.02)	0:11.77 [7] (0:11.77)
Average Speed [km/h]	46.0	67.7	64.5	63.0	65.1	61.4
Top Speed [km/h]	65.5	68.5	67.8	63.7	66.0	63.9
Avg. Dist. to Rail [m]	3.1	1.3	1.0	3.1	1.2	2.1
Avg. Stride Freq. [Hz]	2.6	2.6	2.4	2.4	2.4	2.4
Avg. Stride Length [m]	5.5	7.4	7.5	7.4	7.5	7.4



- [] Ranking at each section and finish
- :-:- No data available at this section
- NA No data available

Horse/Jockey Name	Wax On Wax Off/Cody Collis
Finish Rank	8
Fastest Section Time (Section)	0:10.52 (1000-800)
Top Speed [km/h] (Section)	70.6 (1000-800)
Race State	Finished



Doomben QLD --Professional-2026-04-15

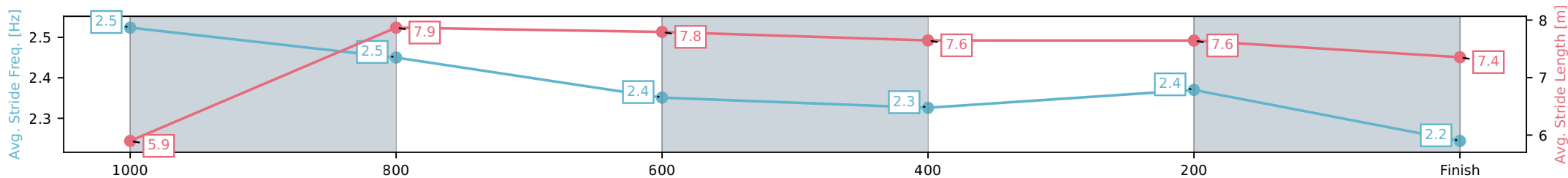
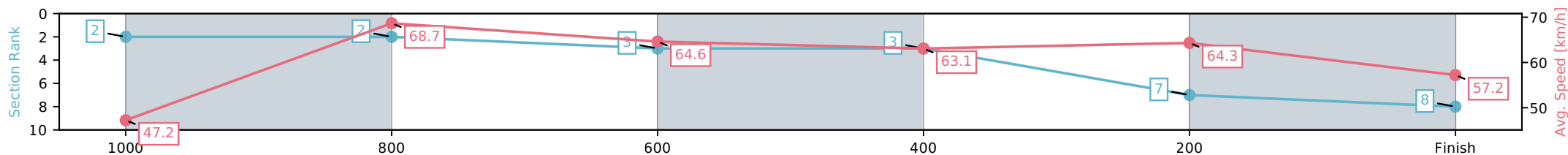
Race 2: BECOME A BRC MEMBER QTIS Three-Year-Old
BENCHMARK 68 Handicap - 1110m

15 April 2026 - 12:33PM

Track Rating: Good 4, Weather: Fine, Rail Position: +7m Entire Circuit



Section	L1110	L1000	L800	L600	L400	L200
Section Times	1:05.49 (0:08.59)	0:56.90 [2] (0:10.52)	0:46.38 [3] (0:11.24)	0:35.14 [3] (0:11.45)	0:23.69 [7] (0:11.16)	0:12.53 [8] (0:12.53)
Average Speed [km/h]	47.2	68.7	64.6	63.1	64.3	57.2
Top Speed [km/h]	66.2	70.6	66.8	63.8	65.9	62.3
Avg. Dist. to Rail [m]	6.3	2.4	1.8	1.1	1.0	0.6
Avg. Stride Freq. [Hz]	2.5	2.5	2.4	2.3	2.4	2.2
Avg. Stride Length [m]	5.9	7.9	7.8	7.6	7.6	7.4



- [] Ranking at each section and finish
- :-:- No data available at this section
- NA No data available



Doomben QLD
Race 3: XXXX Maiden Plate - 2040m
 15 April 2026 - 1:08PM



BRISBANE
RACING CLUB

Track Rating: Good 4, Weather: Fine, Rail Position: +7m Entire Circuit

Field Times (Race Tempo) 2:07.02 1:50.42 1:38.60 1:26.10 1:13.44 1:00.90 0:48.62 0:36.16
 (0:16.60) (0:11.82) (0:12.51) (0:12.66) (0:12.54) (0:12.28) (0:12.46) (0:12.04)

Rank	TAB#	Horse	Overall Time	First 400m	Top Speed km/h (Section)	L2040	L1800	L1600	L1400	L1200	L1000	L800	L600
	(BAR#)	Jockey	Margin (DT-W)	Last 600m	Fastest Section (Time)	Start - 1800	1800 - 1600	1600 - 1400	1400 - 1200	1200 - 1000	1000 - 800	800 - 600	600 - 400
1	10	Empress Aspen	2:07.02	0:26.24	63.1 (600-400)	2:07.02	1:50.30 [3]	1:38.33 [4]	1:25.66 [5]	1:12.75 [5]	1:00.12 [5]	0:47.72 [5]	0:35.65 [5]
	(5)	Angela Jones		0:35.65	400-200 (0:11.74)	(0:16.72)	(0:11.97)	(0:12.67)	(0:12.90)	(0:12.63)	(0:12.41)	(0:12.07)	(0:11.88)
2	11	Promises Made	2:07.10	0:26.55	62.8 (400-200)	2:07.10	1:50.19 [6]	1:38.11 [6]	1:25.59 [6]	1:12.69 [6]	1:00.19 [6]	0:47.77 [6]	0:35.65 [6]
	(7)	Kyle Wilson-Taylor	0.5L (-8)	0:35.66	400-200 (0:11.70)	(0:16.91)	(0:12.08)	(0:12.52)	(0:12.90)	(0:12.50)	(0:12.42)	(0:12.12)	(0:11.79)
3	8	Classic Shiraz	2:07.37	0:26.90	62.0 (400-200)	2:07.37	1:50.22 [7]	1:38.03 [8]	1:25.45 [8]	1:12.59 [8]	1:00.09 [8]	0:47.73 [7]	0:35.81 [7]
	(6)	Dylan Turner	2.0L (-9)	0:35.81	400-200 (0:11.70)	(0:17.15)	(0:12.19)	(0:12.58)	(0:12.85)	(0:12.50)	(0:12.36)	(0:11.92)	(0:12.01)
4	9	Shark Park	2:07.67	0:26.00	62.9 (2040 - 1800)	2:07.67	1:51.03 [2]	1:39.25 [1]	1:26.75 [1]	1:14.09 [1]	1:01.55 [1]	0:49.27 [1]	0:36.81 [1]
	(2)	Andrew Mallyon	3.8L (-5)	0:36.81	1800-1600 (0:11.78)	(0:16.64)	(0:11.78)	(0:12.51)	(0:12.66)	(0:12.54)	(0:12.28)	(0:12.46)	(0:12.04)
5	1	Crypto Magic	2:07.69	0:26.17	62.7 (1800-1600)	2:07.69	1:50.87 [4]	1:39.00 [3]	1:26.61 [2]	1:13.83 [2]	1:01.10 [2]	0:48.58 [3]	0:36.41 [2]
	(9)	Jace McMurray	3.9L (-15)	0:36.41	400-200 (0:11.83)	(0:16.82)	(0:11.87)	(0:12.39)	(0:12.78)	(0:12.72)	(0:12.52)	(0:12.17)	(0:11.97)
6	4	Mr Racing	2:07.96	0:27.10	63.0 (2040 - 1800)	2:07.96	1:50.69 [9]	1:38.44 [9]	1:25.89 [9]	1:13.01 [9]	1:00.43 [10]	0:48.02 [9]	0:36.10 [9]
	(1)	Ryan Wiggins	5.5L (-17)	0:36.09	800-600 (0:11.92)	(0:17.27)	(0:12.26)	(0:12.55)	(0:12.88)	(0:12.58)	(0:12.42)	(0:11.92)	(0:11.92)
7	7	Amelioration	2:08.31	0:26.81	63.6 (2040 - 1800)	2:08.31	1:51.07 [8]	1:39.08 [7]	1:26.54 [7]	1:13.64 [7]	1:01.15 [7]	0:48.67 [8]	0:36.62 [8]
	(10)	Cejay Graham	7.6L (-17)	0:36.62	1800-1600 (0:11.99)	(0:17.24)	(0:11.99)	(0:12.54)	(0:12.90)	(0:12.48)	(0:12.48)	(0:12.05)	(0:12.14)
8	2	Moana Nui	2:08.75	0:27.23	60.6 (400-200)	2:08.75	1:51.40 [10]	1:39.06 [10]	1:26.48 [10]	1:13.75 [10]	1:01.24 [9]	0:48.72 [10]	0:36.50 [10]
	(4)	Corey Sutherland	10.1L (-3)	0:36.49	400-200 (0:11.94)	(0:17.34)	(0:12.34)	(0:12.58)	(0:12.73)	(0:12.51)	(0:12.52)	(0:12.22)	(0:12.17)
9	6	Soloact	2:10.89	0:26.10	63.1 (2040 - 1800)	2:10.89	1:54.29 [1]	1:42.36 [2]	1:29.69 [3]	1:16.75 [4]	1:04.12 [4]	0:51.68 [4]	0:39.56 [4]
	(8)	Damien Thornton	22.7L (-9)	0:39.57	1800-1600 (0:11.93)	(0:16.60)	(0:11.93)	(0:12.67)	(0:12.95)	(0:12.62)	(0:12.44)	(0:12.12)	(0:12.44)
10	3	Oakfield Galaxy	2:10.94	0:26.45	61.5 (2040 - 1800)	2:10.94	1:54.11 [5]	1:42.13 [5]	1:29.69 [4]	1:16.89 [3]	1:04.31 [3]	0:51.86 [2]	0:39.65 [3]
	(3)	Bailey Wheeler	23.1L (+1)	0:39.65	1800-1600 (0:11.98)	(0:16.83)	(0:11.98)	(0:12.44)	(0:12.80)	(0:12.58)	(0:12.45)	(0:12.21)	(0:12.47)

Scratched: Simply Gold (#5)

Report Created: Wed 15 April 2026

(Note: Races are conducted over an approximate distance as close as possible to the advertised distance, and recorded data may vary accordingly. Official times refer to race times only and do not include handicap times.)

[] Position in running at each section and finish TAB# Saddle cloth number

Fastest split

-:--:-- No data available at this section

BAR# Barrier/Gate Position

Fastest section

NA No data available

DNF Did not finish

DNT Did not track

DT-W Distance travelled compared to winner in metres



Doomben QLD
Race 3: XXXX Maiden Plate - 2040m
 15 April 2026 - 1:08PM



BRISBANE
RACING CLUB

Track Rating: Good 4, Weather: Fine, Rail Position: +7m Entire Circuit

Field Times 0:24.12 0:12.09
 (Race Tempo) (0:12.03) (0:12.09)

Rank	TAB#	Horse	Overall Time	First 400m	Top Speed km/h (Section)	L400	L200						
	(BAR#)	Jockey	Margin (DT-W)	Last 600m	Fastest Section (Time)	400 - 200	200 - Finish						
1	10	Empress Aspen	2:07.02	0:26.24	63.1 (600-400)	0:23.77 [3]	0:12.03 [3]						
	(5)	Angela Jones		0:35.65	400-200 (0:11.74)	(0:11.74)	(0:12.03)						
2	11	Promises Made	2:07.10	0:26.55	62.8 (400-200)	0:23.86 [2]	0:12.17 [1]						
	(7)	Kyle Wilson-Taylor	0.5L (-8)	0:35.66	400-200 (0:11.70)	(0:11.70)	(0:12.17)						
3	8	Classic Shiraz	2:07.37	0:26.90	62.0 (400-200)	0:23.80 [5]	0:12.10 [5]						
	(6)	Dylan Turner	2.0L (-9)	0:35.81	400-200 (0:11.70)	(0:11.70)	(0:12.10)						
4	9	Shark Park	2:07.67	0:26.00	62.9 (2040 - 1800)	0:24.77 [1]	0:12.71 [2]						
	(2)	Andrew Mallyon	3.8L (-5)	0:36.81	1800-1600 (0:11.78)	(0:12.06)	(0:12.71)						
5	1	Crypto Magic	2:07.69	0:26.17	62.7 (1800-1600)	0:24.43 [4]	0:12.61 [4]						
	(9)	Jace McMurray	3.9L (-15)	0:36.41	400-200 (0:11.83)	(0:11.83)	(0:12.61)						
6	4	Mr Racing	2:07.96	0:27.10	63.0 (2040 - 1800)	0:24.18 [8]	0:12.15 [6]						
	(1)	Ryan Wiggins	5.5L (-17)	0:36.09	800-600 (0:11.92)	(0:12.02)	(0:12.15)						
7	7	Amelioration	2:08.31	0:26.81	63.6 (2040 - 1800)	0:24.48 [9]	0:12.49 [7]						
	(10)	Cejay Graham	7.6L (-17)	0:36.62	1800-1600 (0:11.99)	(0:11.99)	(0:12.49)						
8	2	Moana Nui	2:08.75	0:27.23	60.6 (400-200)	0:24.33 [10]	0:12.38 [8]						
	(4)	Corey Sutherland	10.1L (-3)	0:36.49	400-200 (0:11.94)	(0:11.94)	(0:12.38)						
9	6	Soloact	2:10.89	0:26.10	63.1 (2040 - 1800)	0:27.13 [6]	0:14.43 [9]						
	(8)	Damien Thornton	22.7L (-9)	0:39.57	1800-1600 (0:11.93)	(0:12.70)	(0:14.43)						
10	3	Oakfield Galaxy	2:10.94	0:26.45	61.5 (2040 - 1800)	0:27.17 [7]	0:14.22 [10]						
	(3)	Bailey Wheeler	23.1L (+1)	0:39.65	1800-1600 (0:11.98)	(0:12.96)	(0:14.22)						

Scratched: Simply Gold (#5)

Report Created: Wed 15 April 2026

(Note: Races are conducted over an approximate distance as close as possible to the advertised distance, and recorded data may vary accordingly. Official times refer to race times only and do not include handicap times.)

[] Position in running at each section and finish TAB# Saddle cloth number
 -:-- No data available at this section BAR# Barrier/Gate Position
 NA No data available DNF Did not finish
 DNT Did not track DT-W Distance travelled compared to winner in metres

Fastest split
 Fastest section

Horse/Jockey Name	Empress Aspen/Angela Jones
Finish Rank	1
Fastest Section Time (Section)	0:11.74 (400-200)
Top Speed [km/h] (Section)	63.1 (600-400)
Race State	Finished



Doomben QLD --Professional-2026-04-15

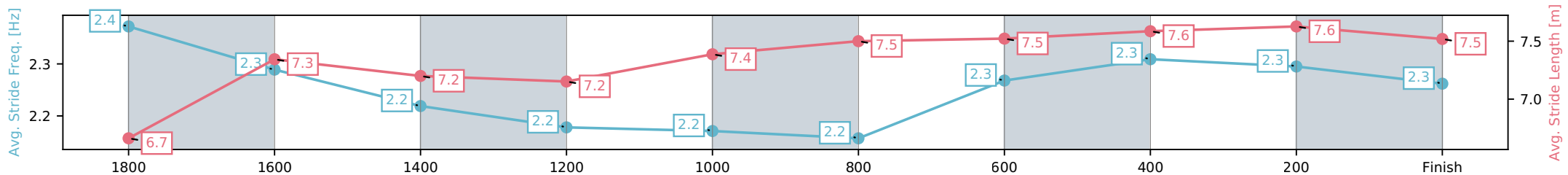
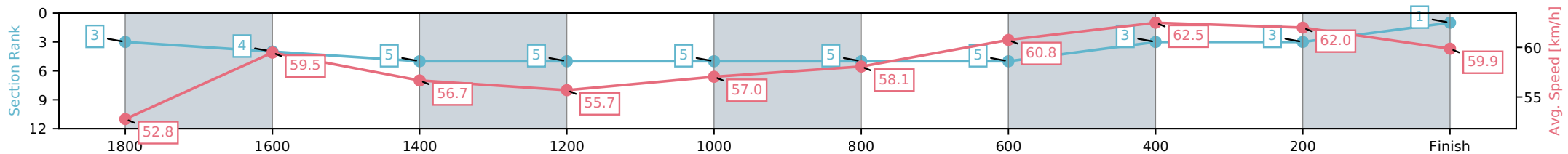
Race 3: XXXX Maiden Plate - 2040m

15 April 2026 - 1:08PM

Track Rating: Good 4, Weather: Fine, Rail Position: +7m Entire Circuit



Section	L2040	L1800	L1600	L1400	L1200	L1000	L800	L600	L400	L200
Section Times	2:07.02 (0:16.72)	1:50.30 [4] (0:11.97)	1:38.33 [5] (0:12.67)	1:25.66 [5] (0:12.90)	1:12.75 [5] (0:12.63)	1:00.12 [5] (0:12.41)	0:47.72 [5] (0:12.07)	0:35.65 [3] (0:11.88)	0:23.77 [3] (0:11.74)	0:12.03 [1] (0:12.03)
Average Speed [km/h]	52.8	59.5	56.7	55.7	57.0	58.1	60.8	62.5	62.0	59.9
Top Speed [km/h]	61.9	61.8	58.4	56.1	57.9	59.9	62.5	63.1	62.4	62.2
Avg. Dist. to Rail [m]	1.3	1.5	1.1	0.3	0.8	0.8	3.3	5.8	5.8	7.1
Avg. Stride Freq. [Hz]	2.4	2.3	2.2	2.2	2.2	2.2	2.3	2.3	2.3	2.3
Avg. Stride Length [m]	6.7	7.3	7.2	7.2	7.4	7.5	7.5	7.6	7.6	7.5



- [] Ranking at each section and finish
- :-:- No data available at this section
- NA No data available

Horse/Jockey Name	Promises Made/Kyle Wilson-Taylor
Finish Rank	2
Fastest Section Time (Section)	0:11.70 (400-200)
Top Speed [km/h] (Section)	62.8 (400-200)
Race State	Finished



Doomben QLD --Professional-2026-04-15

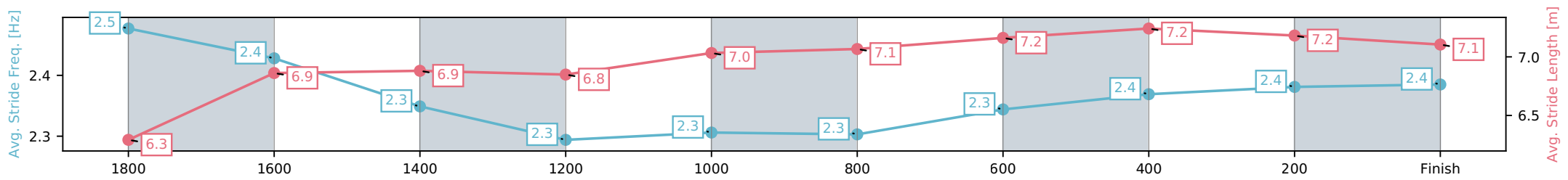
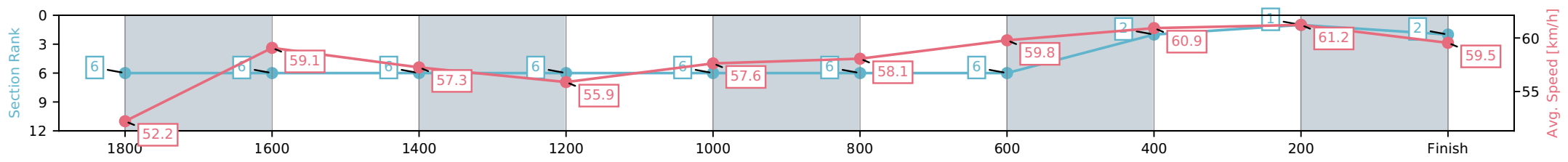
Race 3: XXXX Maiden Plate - 2040m

15 April 2026 - 1:08PM

Track Rating: Good 4, Weather: Fine, Rail Position: +7m Entire Circuit



Section	L2040	L1800	L1600	L1400	L1200	L1000	L800	L600	L400	L200
Section Times	2:07.10 (0:16.91)	1:50.19 [6] (0:12.08)	1:38.11 [6] (0:12.52)	1:25.59 [6] (0:12.90)	1:12.69 [6] (0:12.50)	1:00.19 [6] (0:12.42)	0:47.77 [6] (0:12.12)	0:35.65 [2] (0:11.79)	0:23.86 [1] (0:11.70)	0:12.17 [2] (0:12.17)
Average Speed [km/h]	52.2	59.1	57.3	55.9	57.6	58.1	59.8	60.9	61.2	59.5
Top Speed [km/h]	61.2	59.7	58.8	56.5	57.9	59.6	61.5	61.9	62.8	61.9
Avg. Dist. to Rail [m]	2.7	1.3	0.8	0.5	1.3	1.0	1.1	0.8	1.4	1.9
Avg. Stride Freq. [Hz]	2.5	2.4	2.3	2.3	2.3	2.3	2.3	2.4	2.4	2.4
Avg. Stride Length [m]	6.3	6.9	6.9	6.8	7.0	7.1	7.2	7.2	7.2	7.1



[] Ranking at each section and finish
 -:-:- No data available at this section
 NA No data available

Horse/Jockey Name	Classic Shiraz/Dylan Turner
Finish Rank	3
Fastest Section Time (Section)	0:11.70 (400-200)
Top Speed [km/h] (Section)	62.0 (400-200)
Race State	Finished



Doomben QLD --Professional-2026-04-15

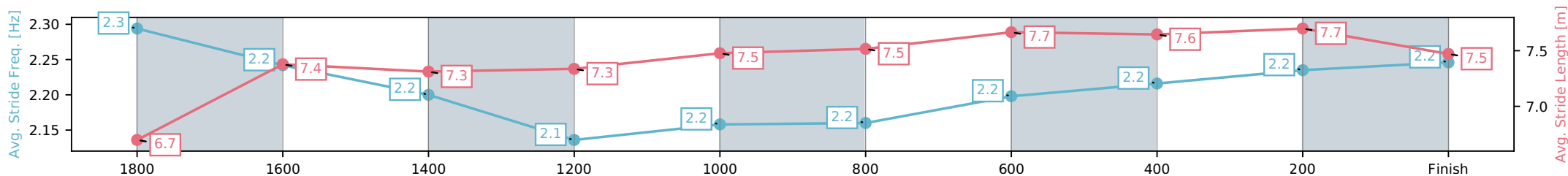
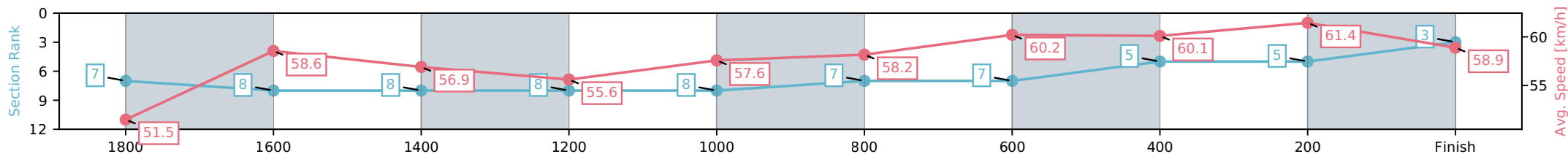
Race 3: XXXX Maiden Plate - 2040m

15 April 2026 - 1:08PM

Track Rating: Good 4, Weather: Fine, Rail Position: +7m Entire Circuit



Section	L2040	L1800	L1600	L1400	L1200	L1000	L800	L600	L400	L200
Section Times	2:07.37 (0:17.15)	1:50.22 [8] (0:12.19)	1:38.03 [8] (0:12.58)	1:25.45 [8] (0:12.85)	1:12.59 [8] (0:12.50)	1:00.09 [7] (0:12.36)	0:47.73 [7] (0:11.92)	0:35.81 [5] (0:12.01)	0:23.80 [5] (0:11.70)	0:12.10 [3] (0:12.10)
Average Speed [km/h]	51.5	58.6	56.9	55.6	57.6	58.2	60.2	60.1	61.4	58.9
Top Speed [km/h]	61.7	59.8	58.9	56.7	58.8	59.8	61.9	61.1	62.0	61.0
Avg. Dist. to Rail [m]	1.6	1.6	1.3	1.1	0.2	0.4	0.6	0.8	1.5	5.3
Avg. Stride Freq. [Hz]	2.3	2.2	2.2	2.1	2.2	2.2	2.2	2.2	2.2	2.2
Avg. Stride Length [m]	6.7	7.4	7.3	7.3	7.5	7.5	7.7	7.6	7.7	7.5



- [] Ranking at each section and finish
- :-:- No data available at this section
- NA No data available

Horse/Jockey Name	Shark Park/Andrew Mallyon
Finish Rank	4
Fastest Section Time (Section)	0:11.78 (1800-1600)
Top Speed [km/h] (Section)	62.9 (2040 - 1800)
Race State	Finished



Doomben QLD --Professional-2026-04-15

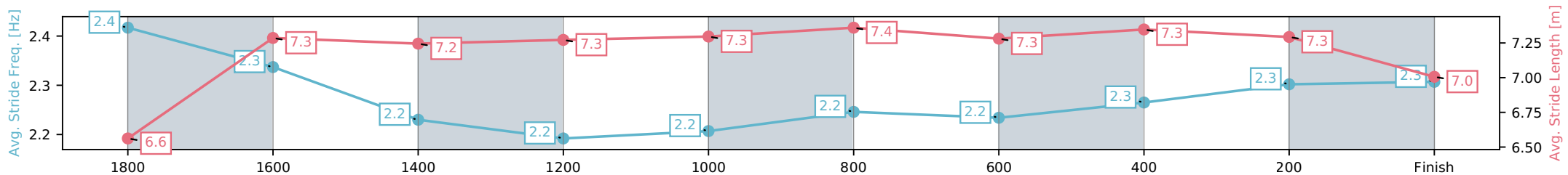
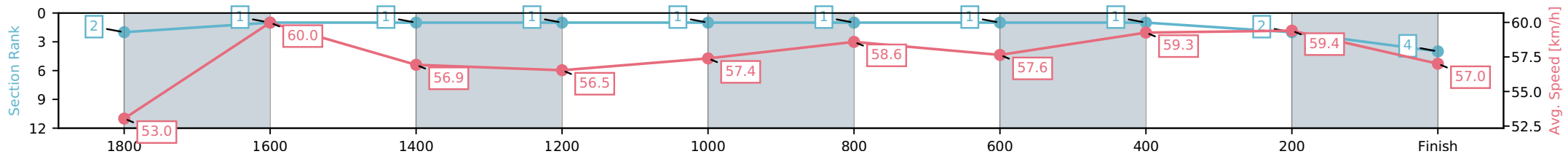
Race 3: XXXX Maiden Plate - 2040m

15 April 2026 - 1:08PM

Track Rating: Good 4, Weather: Fine, Rail Position: +7m Entire Circuit



Section	L2040	L1800	L1600	L1400	L1200	L1000	L800	L600	L400	L200
Section Times	2:07.67 (0:16.64)	1:51.03 [1] (0:11.78)	1:39.25 [1] (0:12.51)	1:26.75 [1] (0:12.66)	1:14.09 [1] (0:12.54)	1:01.55 [1] (0:12.28)	0:49.27 [1] (0:12.46)	0:36.81 [1] (0:12.04)	0:24.77 [2] (0:12.06)	0:12.71 [4] (0:12.71)
Average Speed [km/h]	53.0	60.0	56.9	56.5	57.4	58.6	57.6	59.3	59.4	57.0
Top Speed [km/h]	62.9	62.7	58.8	57.4	58.8	59.2	58.2	59.8	60.2	58.6
Avg. Dist. to Rail [m]	1.4	2.9	2.9	1.0	0.2	0.3	0.5	1.5	1.9	0.7
Avg. Stride Freq. [Hz]	2.4	2.3	2.2	2.2	2.2	2.2	2.2	2.3	2.3	2.3
Avg. Stride Length [m]	6.6	7.3	7.2	7.3	7.3	7.4	7.3	7.3	7.3	7.0



- [] Ranking at each section and finish
- :-:- No data available at this section
- NA No data available

Horse/Jockey Name	Crypto Magic/Jace McMurray
Finish Rank	5
Fastest Section Time (Section)	0:11.83 (400-200)
Top Speed [km/h] (Section)	62.7 (1800-1600)
Race State	Finished



Doomben QLD --Professional-2026-04-15

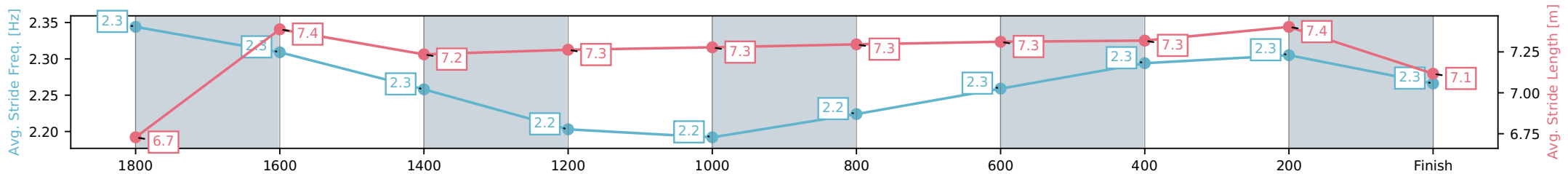
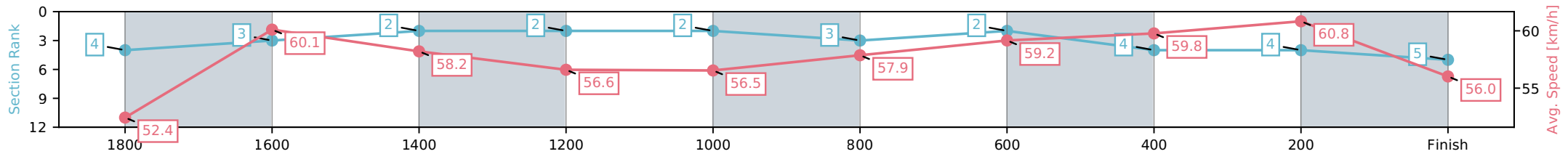
Race 3: XXXX Maiden Plate - 2040m

15 April 2026 - 1:08PM

Track Rating: Good 4, Weather: Fine, Rail Position: +7m Entire Circuit



Section	L2040	L1800	L1600	L1400	L1200	L1000	L800	L600	L400	L200
Section Times	2:07.69 (0:16.82)	1:50.87 [3] (0:11.87)	1:39.00 [2] (0:12.39)	1:26.61 [2] (0:12.78)	1:13.83 [2] (0:12.72)	1:01.10 [3] (0:12.52)	0:48.58 [2] (0:12.17)	0:36.41 [4] (0:11.97)	0:24.43 [4] (0:11.83)	0:12.61 [5] (0:12.61)
Average Speed [km/h]	52.4	60.1	58.2	56.6	56.5	57.9	59.2	59.8	60.8	56.0
Top Speed [km/h]	62.7	62.7	59.0	57.9	57.1	58.5	59.7	60.8	61.8	60.4
Avg. Dist. to Rail [m]	4.5	1.5	0.9	0.8	2.0	2.9	0.8	1.0	1.1	1.3
Avg. Stride Freq. [Hz]	2.3	2.3	2.3	2.2	2.2	2.2	2.3	2.3	2.3	2.3
Avg. Stride Length [m]	6.7	7.4	7.2	7.3	7.3	7.3	7.3	7.3	7.4	7.1



- [] Ranking at each section and finish
- :-:- No data available at this section
- NA No data available

Horse/Jockey Name	Mr Racing/Ryan Wiggins
Finish Rank	6
Fastest Section Time (Section)	0:11.92 (800-600)
Top Speed [km/h] (Section)	63.0 (2040 - 1800)
Race State	Finished



Doomben QLD --Professional-2026-04-15

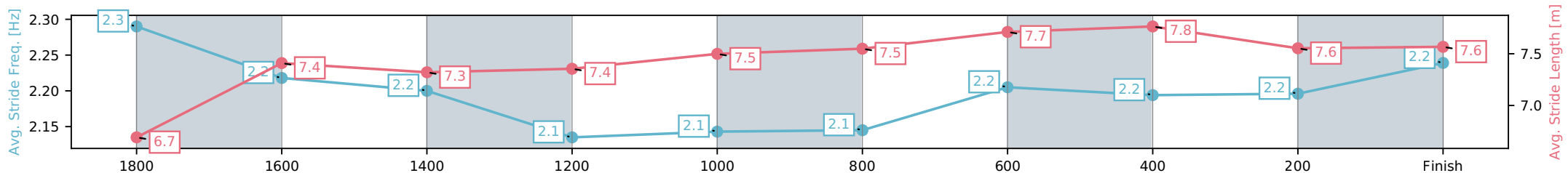
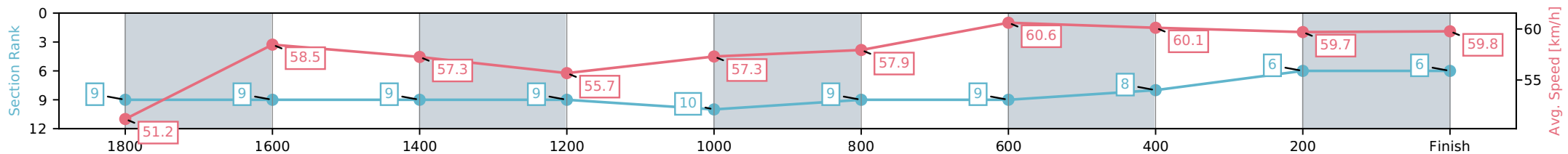
Race 3: XXXX Maiden Plate - 2040m

15 April 2026 - 1:08PM

Track Rating: Good 4, Weather: Fine, Rail Position: +7m Entire Circuit



Section	L2040	L1800	L1600	L1400	L1200	L1000	L800	L600	L400	L200
Section Times	2:07.96 (0:17.27)	1:50.69 [9] (0:12.26)	1:38.44 [9] (0:12.55)	1:25.89 [9] (0:12.88)	1:13.01 [10] (0:12.58)	1:00.43 [9] (0:12.42)	0:48.02 [9] (0:11.92)	0:36.10 [8] (0:11.92)	0:24.18 [6] (0:12.02)	0:12.15 [6] (0:12.15)
Average Speed [km/h]	51.2	58.5	57.3	55.7	57.3	57.9	60.6	60.1	59.7	59.8
Top Speed [km/h]	63.0	61.3	58.2	57.0	59.6	60.8	61.6	61.3	61.8	61.6
Avg. Dist. to Rail [m]	1.3	0.7	0.4	0.6	0.1	0.4	0.4	0.8	1.1	2.7
Avg. Stride Freq. [Hz]	2.3	2.2	2.2	2.1	2.1	2.1	2.2	2.2	2.2	2.2
Avg. Stride Length [m]	6.7	7.4	7.3	7.4	7.5	7.5	7.7	7.8	7.6	7.6



- [] Ranking at each section and finish
- :-:- No data available at this section
- NA No data available

Horse/Jockey Name	Amelioration/Cejay Graham
Finish Rank	7
Fastest Section Time (Section)	0:11.99 (1800-1600)
Top Speed [km/h] (Section)	63.6 (2040 - 1800)
Race State	Finished



Doomben QLD --Professional-2026-04-15

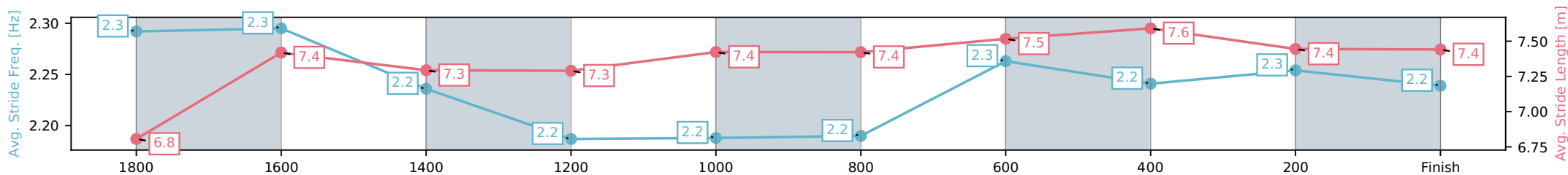
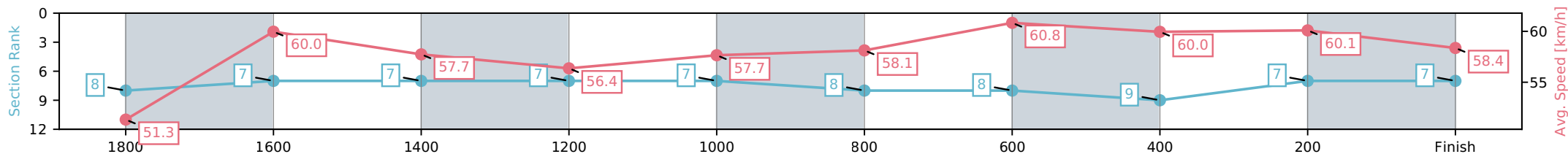
Race 3: XXXX Maiden Plate - 2040m

15 April 2026 - 1:08PM

Track Rating: Good 4, Weather: Fine, Rail Position: +7m Entire Circuit



Section	L2040	L1800	L1600	L1400	L1200	L1000	L800	L600	L400	L200
Section Times	2:08.31 (0:17.24)	1:51.07 [7] (0:11.99)	1:39.08 [7] (0:12.54)	1:26.54 [7] (0:12.90)	1:13.64 [7] (0:12.48)	1:01.15 [8] (0:12.48)	0:48.67 [8] (0:12.05)	0:36.62 [9] (0:12.14)	0:24.48 [7] (0:11.99)	0:12.49 [7] (0:12.49)
Average Speed [km/h]	51.3	60.0	57.7	56.4	57.7	58.1	60.8	60.0	60.1	58.4
Top Speed [km/h]	63.6	62.7	59.5	57.0	59.4	60.3	63.2	62.2	62.0	61.8
Avg. Dist. to Rail [m]	3.1	0.4	1.6	1.7	2.3	2.8	3.3	2.1	2.0	5.6
Avg. Stride Freq. [Hz]	2.3	2.3	2.2	2.2	2.2	2.2	2.3	2.2	2.3	2.2
Avg. Stride Length [m]	6.8	7.4	7.3	7.3	7.4	7.4	7.5	7.6	7.4	7.4



- [] Ranking at each section and finish
- :-:- No data available at this section
- NA No data available

Horse/Jockey Name	Moana Nui/Corey Sutherland
Finish Rank	8
Fastest Section Time (Section)	0:11.94 (400-200)
Top Speed [km/h] (Section)	60.6 (400-200)
Race State	Finished



Doomben QLD --Professional-2026-04-15

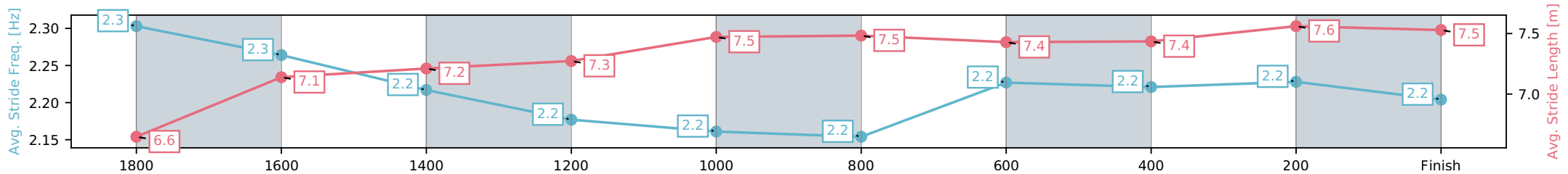
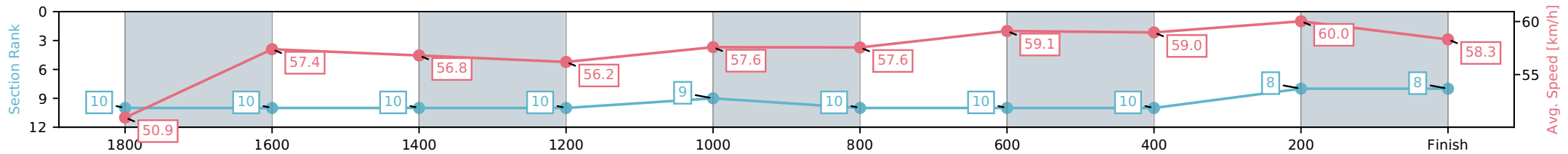
Race 3: XXXX Maiden Plate - 2040m

15 April 2026 - 1:08PM

Track Rating: Good 4, Weather: Fine, Rail Position: +7m Entire Circuit



Section	L2040	L1800	L1600	L1400	L1200	L1000	L800	L600	L400	L200
Section Times	2:08.75 (0:17.34)	1:51.40 [10] (0:12.34)	1:39.06 [10] (0:12.58)	1:26.48 [10] (0:12.73)	1:13.75 [9] (0:12.51)	1:01.24 [10] (0:12.52)	0:48.72 [10] (0:12.22)	0:36.50 [10] (0:12.17)	0:24.33 [8] (0:11.94)	0:12.38 [8] (0:12.38)
Average Speed [km/h]	50.9	57.4	56.8	56.2	57.6	57.6	59.1	59.0	60.0	58.3
Top Speed [km/h]	60.5	59.7	58.7	57.4	59.7	59.5	59.9	59.6	60.6	59.3
Avg. Dist. to Rail [m]	1.9	2.6	1.7	1.0	0.2	0.4	0.5	0.6	2.3	4.6
Avg. Stride Freq. [Hz]	2.3	2.3	2.2	2.2	2.2	2.2	2.2	2.2	2.2	2.2
Avg. Stride Length [m]	6.6	7.1	7.2	7.3	7.5	7.5	7.4	7.4	7.6	7.5



[] Ranking at each section and finish
 -:-:- No data available at this section
 NA No data available

Horse/Jockey Name	Soloact/Damien Thornton
Finish Rank	9
Fastest Section Time (Section)	0:11.93 (1800-1600)
Top Speed [km/h] (Section)	63.1 (2040 - 1800)
Race State	Finished



Doomben QLD --Professional-2026-04-15

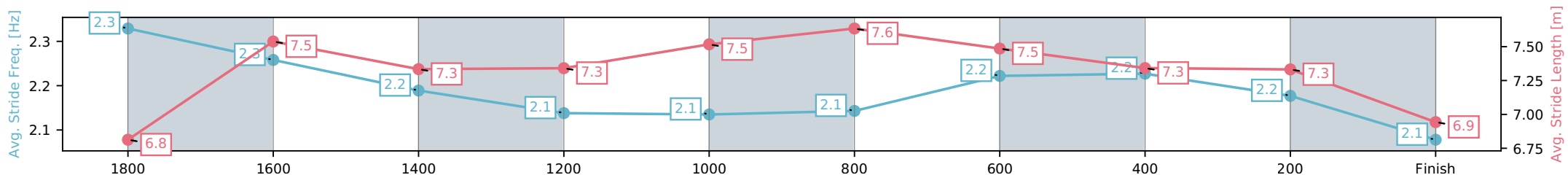
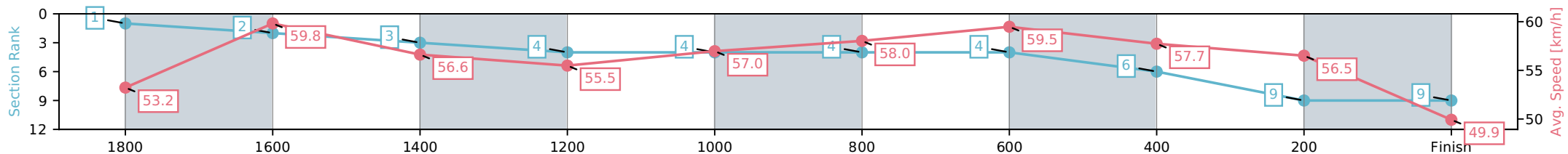
Race 3: XXXX Maiden Plate - 2040m

15 April 2026 - 1:08PM

Track Rating: Good 4, Weather: Fine, Rail Position: +7m Entire Circuit



Section	L2040	L1800	L1600	L1400	L1200	L1000	L800	L600	L400	L200
Section Times	2:10.89 (0:16.60)	1:54.29 [2] (0:11.93)	1:42.36 [3] (0:12.67)	1:29.69 [4] (0:12.95)	1:16.75 [4] (0:12.62)	1:04.12 [4] (0:12.44)	0:51.68 [4]	0:39.56 [6] (0:12.44)	0:27.13 [9] (0:12.70)	0:14.43 [9] (0:14.43)
Average Speed [km/h]	53.2	59.8	56.6	55.5	57.0	58.0	59.5	57.7	56.5	49.9
Top Speed [km/h]	63.1	63.0	57.5	56.3	57.6	58.5	60.5	59.9	57.1	56.5
Avg. Dist. to Rail [m]	4.7	1.8	1.4	0.5	1.2	1.0	0.4	0.9	1.8	0.8
Avg. Stride Freq. [Hz]	2.3	2.3	2.2	2.1	2.1	2.1	2.2	2.2	2.2	2.1
Avg. Stride Length [m]	6.8	7.5	7.3	7.3	7.5	7.6	7.5	7.3	7.3	6.9



- [] Ranking at each section and finish
- :-:- No data available at this section
- NA No data available

Horse/Jockey Name	Oakfield Galaxy/Bailey Wheeler
Finish Rank	10
Fastest Section Time (Section)	0:11.98 (1800-1600)
Top Speed [km/h] (Section)	61.5 (2040 - 1800)
Race State	Finished



Doomben QLD --Professional-2026-04-15

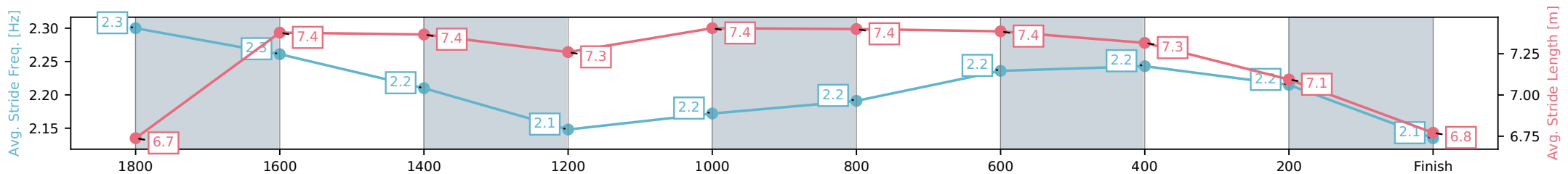
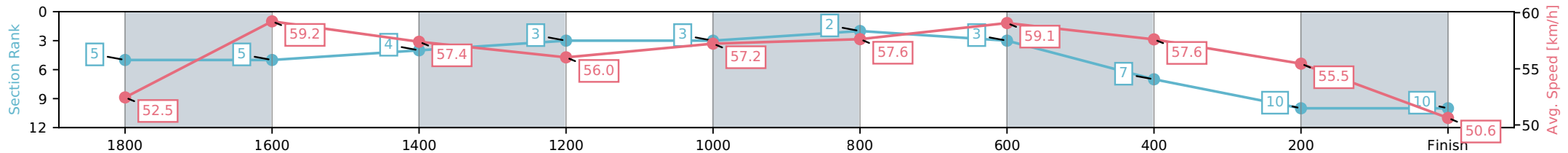
Race 3: XXXX Maiden Plate - 2040m

15 April 2026 - 1:08PM

Track Rating: Good 4, Weather: Fine, Rail Position: +7m Entire Circuit



Section	L2040	L1800	L1600	L1400	L1200	L1000	L800	L600	L400	L200
Section Times	2:10.94 (0:16.83)	1:54.11 [5] (0:11.98)	1:42.13 [4] (0:12.44)	1:29.69 [3] (0:12.80)	1:16.89 [3] (0:12.58)	1:04.31 [2] (0:12.45)	0:51.86 [3] (0:12.21)	0:39.65 [7] (0:12.47)	0:27.17 [10] (0:12.96)	0:14.22 [10] (0:14.22)
Average Speed [km/h]	52.5	59.2	57.4	56.0	57.2	57.6	59.1	57.6	55.5	50.6
Top Speed [km/h]	61.5	60.9	60.2	56.4	57.6	58.7	59.9	60.2	56.1	54.9
Avg. Dist. to Rail [m]	0.9	2.4	1.7	0.9	0.5	0.7	0.4	0.5	0.5	0.4
Avg. Stride Freq. [Hz]	2.3	2.3	2.2	2.1	2.2	2.2	2.2	2.2	2.2	2.1
Avg. Stride Length [m]	6.7	7.4	7.4	7.3	7.4	7.4	7.4	7.3	7.1	6.8



[] Ranking at each section and finish
 -:-:- No data available at this section
 NA No data available



Doomben QLD

Race 4: STRADBROKE SEASON ON SALE NOW OPEN Handicap ***Weights Raised 2.5*** - 2040m

15 April 2026 - 1:53PM

Track Rating: Good 4, Weather: Fine, Rail Position: +7m Entire Circuit



BRISBANE
RACING CLUB

Field Times (Race Tempo) 2:05.33 (0:16.39) 1:48.94 (0:12.05) 1:36.89 (0:12.24) 1:24.64 (0:12.63) 1:12.02 (0:12.98) 0:59.03 (0:12.44) 0:46.60 (0:11.99) 0:34.61 (0:11.69)

Rank	TAB#	Horse	Overall Time	First 400m	Top Speed km/h (Section)	L2040	L1800	L1600	L1400	L1200	L1000	L800	L600
	(BAR#)	Jockey	Margin (DT-W)	Last 600m	Fastest Section (Time)	Start - 1800	1800 - 1600	1600 - 1400	1400 - 1200	1200 - 1000	1000 - 800	800 - 600	600 - 400
1	5	Good Banter	2:05.33	0:26.76	67.0 (400-200)	2:05.33	1:48.13 [7]	1:36.11 [7]	1:23.57 [7]	1:10.95 [7]	0:58.18 [7]	0:45.91 [7]	0:33.76 [7]
	(7)	Ben Thompson		0:33.77	400-200 (0:10.99)	(0:17.20)	(0:12.02)	(0:12.54)	(0:12.62)	(0:12.76)	(0:12.27)	(0:12.15)	(0:11.37)
2	7	Just Flying	2:05.71	0:26.10	65.3 (400-200)	2:05.71	1:49.09 [3]	1:37.02 [3]	1:24.50 [3]	1:11.77 [4]	0:58.86 [5]	0:46.43 [5]	0:34.36 [6]
	(5)	Olivia Webb	2.2L (-16)	0:34.35	400-200 (0:11.11)	(0:16.62)	(0:12.07)	(0:12.52)	(0:12.73)	(0:12.91)	(0:12.43)	(0:12.08)	(0:11.42)
3	4	Kairos Louie	2:06.07	0:25.92	63.2 (2040 - 1800)	2:06.07	1:49.68 [1]	1:37.62 [1]	1:25.38 [1]	1:12.76 [1]	0:59.78 [1]	0:47.30 [2]	0:35.35 [1]
	(3)	Georgina Cartwright	4.4L (-5)	0:35.35	400-200 (0:11.65)	(0:16.39)	(0:12.06)	(0:12.24)	(0:12.63)	(0:12.98)	(0:12.48)	(0:11.94)	(0:11.68)
4	1	Zoology	2:06.12	0:26.23	63.4 (400-200)	2:06.12	1:49.58 [2]	1:37.31 [4]	1:24.84 [4]	1:12.36 [3]	0:59.40 [3]	0:46.93 [4]	0:35.10 [3]
	(1)	Chelsea Baker	4.7L (+13)	0:35.09	600-400 (0:11.51)	(0:16.54)	(0:12.27)	(0:12.47)	(0:12.48)	(0:12.96)	(0:12.46)	(0:11.84)	(0:11.51)
5	3	Warp Speed	2:06.77	0:26.14	64.0 (2040 - 1800)	2:06.77	1:50.05 [4]	1:38.13 [2]	1:25.80 [2]	1:13.23 [2]	1:00.30 [2]	0:48.04 [1]	0:36.00 [2]
	(6)	Cejay Graham	8.5L (-13)	0:35.99	600-400 (0:11.67)	(0:16.72)	(0:11.91)	(0:12.33)	(0:12.57)	(0:12.93)	(0:12.26)	(0:12.04)	(0:11.67)
6	6	That's Molly	2:06.96	0:26.41	63.7 (2040 - 1800)	2:06.96	1:50.09 [6]	1:37.96 [6]	1:25.52 [6]	1:12.89 [5]	1:00.00 [6]	0:47.57 [6]	0:35.68 [5]
	(2)	Ron Stewart	9.6L (-7)	0:35.68	600-400 (0:11.60)	(0:16.87)	(0:12.13)	(0:12.44)	(0:12.63)	(0:12.89)	(0:12.43)	(0:11.89)	(0:11.60)
7	2	Tajanis	2:07.40	0:26.31	63.2 (2040 - 1800)	2:07.40	1:50.56 [5]	1:38.53 [5]	1:26.01 [5]	1:13.26 [6]	1:00.56 [4]	0:48.48 [3]	0:36.33 [4]
	(4)	Kyle Wilson-Taylor	12.2L (-10)	0:36.33	400-200 (0:11.68)	(0:16.84)	(0:12.03)	(0:12.52)	(0:12.75)	(0:12.70)	(0:12.08)	(0:12.15)	(0:11.73)

Report Created: Wed 15 April 2026

(Note: Races are conducted over an approximate distance as close as possible to the advertised distance, and recorded data may vary accordingly. Official times refer to race times only and do not include handicap times.)

[] Position in running at each section and finish TAB# Saddle cloth number

-:--:-- No data available at this section

NA No data available

DNT Did not track

BAR# Barrier/Gate Position

DNF Did not finish

DT-W Distance travelled compared to winner in metres

[] Fastest split

[■] Fastest section



Doomben QLD

Race 4: STRADBROKE SEASON ON SALE NOW OPEN Handicap ***Weights Raised 2.5*** - 2040m

15 April 2026 - 1:53PM

Track Rating: Good 4, Weather: Fine, Rail Position: +7m Entire Circuit



BRISBANE
RACING CLUB

Field Times 0:22.93 0:11.44
(Race Tempo) (0:11.48) (0:11.44)

Rank	TAB#	Horse	Overall Time	First 400m	Top Speed km/h (Section)	L400	L200						
	(BAR#)	Jockey	Margin (DT-W)	Last 600m	Fastest Section (Time)	400 - 200	200 - Finish						
1	5	Good Banter	2:05.33	0:26.76	67.0 (400-200)	0:22.40 [7]	0:11.41 [2]						
	(7)	Ben Thompson		0:33.77	400-200 (0:10.99)	(0:10.99)	(0:11.41)						
2	7	Just Flying	2:05.71	0:26.10	65.3 (400-200)	0:22.94 [4]	0:11.82 [1]						
	(5)	Olivia Webb	2.2L (-16)	0:34.35	400-200 (0:11.11)	(0:11.11)	(0:11.82)						
3	4	Kairos Louie	2:06.07	0:25.92	63.2 (2040 - 1800)	0:23.66 [1]	0:12.02 [3]						
	(3)	Georgina Cartwright	4.4L (-5)	0:35.35	400-200 (0:11.65)	(0:11.65)	(0:12.02)						
4	1	Zoology	2:06.12	0:26.23	63.4 (400-200)	0:23.59 [3]	0:12.04 [4]						
	(1)	Chelsea Baker	4.7L (+13)	0:35.09	600-400 (0:11.51)	(0:11.54)	(0:12.04)						
5	3	Warp Speed	2:06.77	0:26.14	64.0 (2040 - 1800)	0:24.32 [2]	0:12.60 [5]						
	(6)	Cejay Graham	8.5L (-13)	0:35.99	600-400 (0:11.67)	(0:11.72)	(0:12.60)						
6	6	That's Molly	2:06.96	0:26.41	63.7 (2040 - 1800)	0:24.08 [6]	0:12.42 [7]						
	(2)	Ron Stewart	9.6L (-7)	0:35.68	600-400 (0:11.60)	(0:11.66)	(0:12.42)						
7	2	Tajanis	2:07.40	0:26.31	63.2 (2040 - 1800)	0:24.60 [5]	0:12.92 [6]						
	(4)	Kyle Wilson-Taylor	12.2L (-10)	0:36.33	400-200 (0:11.68)	(0:11.68)	(0:12.92)						

Report Created: Wed 15 April 2026

(Note: Races are conducted over an approximate distance as close as possible to the advertised distance, and recorded data may vary accordingly. Official times refer to race times only and do not include handicap times.)

[] Position in running at each section and finish TAB# Saddle cloth number

-:--:- No data available at this section

NA No data available

DNT Did not track

BAR# Barrier/Gate Position

DNF Did not finish

DT-W Distance travelled compared to winner in metres

Fastest split

Fastest section

Horse/Jockey Name	Good Banter/Ben Thompson
Finish Rank	1
Fastest Section Time (Section)	0:10.99 (400-200)
Top Speed [km/h] (Section)	67.0 (400-200)
Race State	Finished



Doomben QLD --Professional-2026-04-15

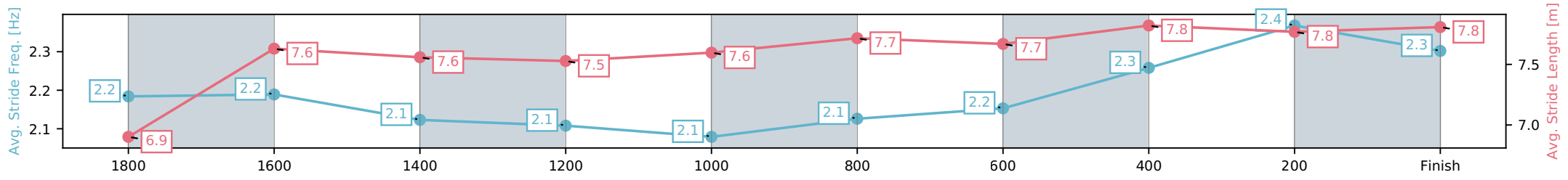
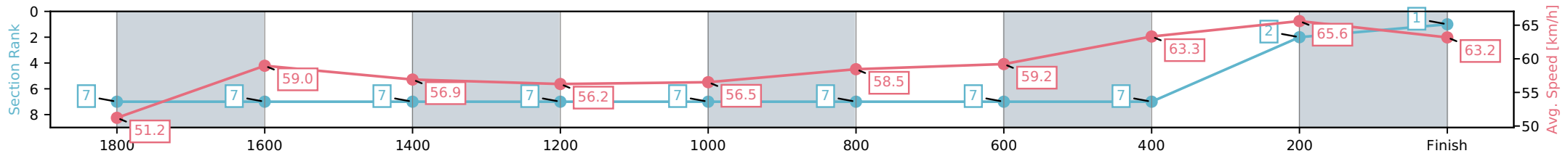
Race 4: STRADBROKE SEASON ON SALE NOW OPEN
Handicap ***Weights Raised 2.5*** - 2040m



15 April 2026 - 1:53PM

Track Rating: Good 4, Weather: Fine, Rail Position: +7m Entire Circuit

Section	L2040	L1800	L1600	L1400	L1200	L1000	L800	L600	L400	L200
Section Times	2:05.33 (0:17.20)	1:48.13 [7] (0:12.02)	1:36.11 [7] (0:12.54)	1:23.57 [7] (0:12.62)	1:10.95 [7] (0:12.76)	0:58.18 [7] (0:12.27)	0:45.91 [7] (0:12.15)	0:33.76 [7] (0:11.37)	0:22.40 [2] (0:10.99)	0:11.41 [1] (0:11.41)
Average Speed [km/h]	51.2	59.0	56.9	56.2	56.5	58.5	59.2	63.3	65.6	63.2
Top Speed [km/h]	62.1	62.1	58.6	57.7	58.5	60.0	61.9	64.5	67.0	65.1
Avg. Dist. to Rail [m]	2.2	2.3	2.2	2.1	1.6	1.1	0.2	0.3	2.6	4.8
Avg. Stride Freq. [Hz]	2.2	2.2	2.1	2.1	2.1	2.1	2.2	2.3	2.4	2.3
Avg. Stride Length [m]	6.9	7.6	7.6	7.5	7.6	7.7	7.7	7.8	7.8	7.8



Report Created: Wed 15 April 2026 (Note: Timing is based on positional data)

[] Ranking at each section and finish
 -:-:- No data available at this section
 NA No data available



Horse/Jockey Name	Just Flying/Olivia Webb
Finish Rank	2
Fastest Section Time (Section)	0:11.11 (400-200)
Top Speed [km/h] (Section)	65.3 (400-200)
Race State	Finished



Doomben QLD --Professional-2026-04-15

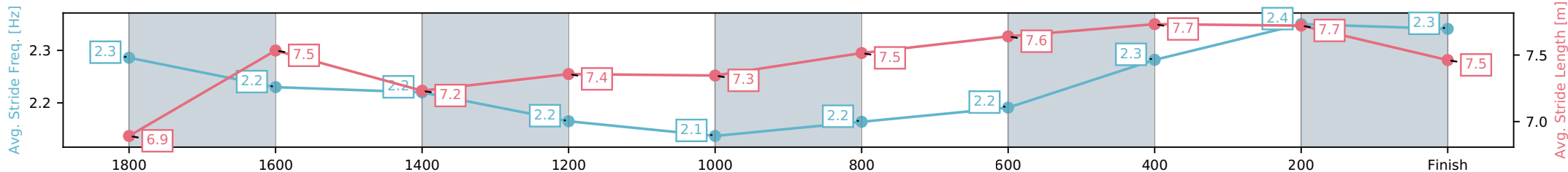
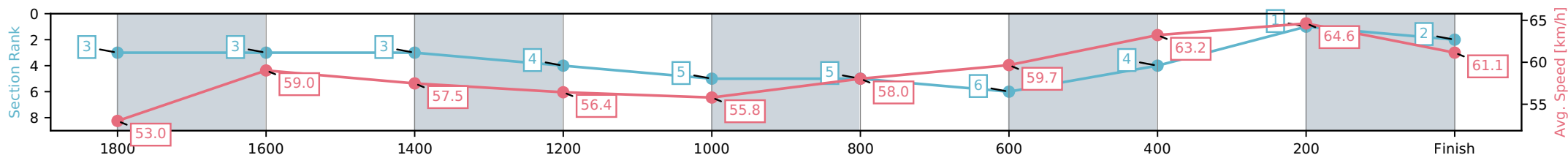
Race 4: STRADBROKE SEASON ON SALE NOW OPEN
Handicap ***Weights Raised 2.5*** - 2040m



15 April 2026 - 1:53PM

Track Rating: Good 4, Weather: Fine, Rail Position: +7m Entire Circuit

Section	L2040	L1800	L1600	L1400	L1200	L1000	L800	L600	L400	L200
Section Times	2:05.71 (0:16.62)	1:49.09 [3] (0:12.07)	1:37.02 [3] (0:12.52)	1:24.50 [4] (0:12.73)	1:11.77 [5] (0:12.91)	0:58.86 [5] (0:12.43)	0:46.43 [6] (0:12.08)	0:34.36 [4] (0:11.42)	0:22.94 [1] (0:11.11)	0:11.82 [2] (0:11.82)
Average Speed [km/h]	53.0	59.0	57.5	56.4	55.8	58.0	59.7	63.2	64.6	61.1
Top Speed [km/h]	63.0	61.4	58.4	58.1	57.6	59.7	61.5	64.1	65.3	63.4
Avg. Dist. to Rail [m]	1.7	1.7	0.3	0.4	0.3	0.6	0.5	0.7	0.8	0.8
Avg. Stride Freq. [Hz]	2.3	2.2	2.2	2.2	2.1	2.2	2.2	2.3	2.4	2.3
Avg. Stride Length [m]	6.9	7.5	7.2	7.4	7.3	7.5	7.6	7.7	7.7	7.5



- [] Ranking at each section and finish
- :-:- No data available at this section
- NA No data available

Horse/Jockey Name	Kairos Louie/Georgina Cartwright
Finish Rank	3
Fastest Section Time (Section)	0:11.65 (400-200)
Top Speed [km/h] (Section)	63.2 (2040 - 1800)
Race State	Finished



Doomben QLD --Professional-2026-04-15

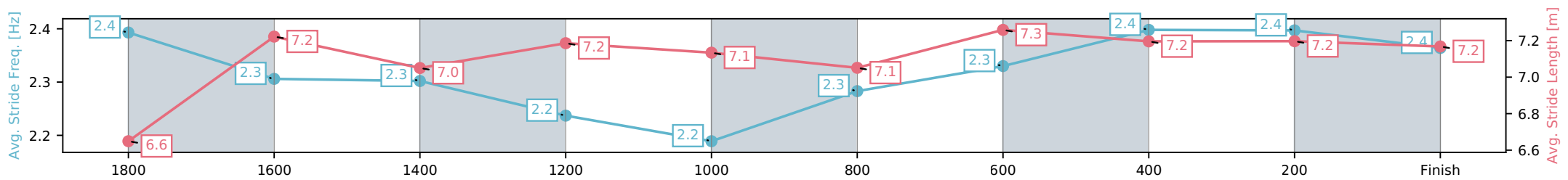
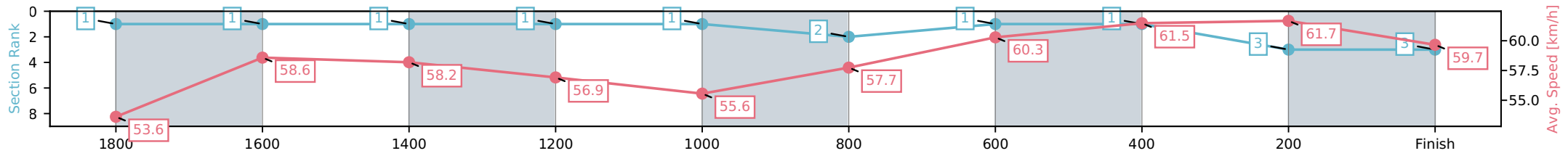
Race 4: STRADBROKE SEASON ON SALE NOW OPEN
Handicap ***Weights Raised 2.5*** - 2040m



15 April 2026 - 1:53PM

Track Rating: Good 4, Weather: Fine, Rail Position: +7m Entire Circuit

Section	L2040	L1800	L1600	L1400	L1200	L1000	L800	L600	L400	L200
Section Times	2:06.07 (0:16.39)	1:49.68 [1] (0:12.06)	1:37.62 [1] (0:12.24)	1:25.38 [1] (0:12.63)	1:12.76 [1] (0:12.98)	0:59.78 [2] (0:12.48)	0:47.30 [1] (0:11.94)	0:35.35 [1] (0:11.68)	0:23.66 [3] (0:11.65)	0:12.02 [3] (0:12.02)
Average Speed [km/h]	53.6	58.6	58.2	56.9	55.6	57.7	60.3	61.5	61.7	59.7
Top Speed [km/h]	63.2	62.3	59.7	58.5	56.1	60.4	61.2	62.4	62.7	61.9
Avg. Dist. to Rail [m]	1.0	2.9	2.5	0.6	0.5	0.6	0.2	0.4	1.3	1.8
Avg. Stride Freq. [Hz]	2.4	2.3	2.3	2.2	2.2	2.3	2.3	2.4	2.4	2.4
Avg. Stride Length [m]	6.6	7.2	7.0	7.2	7.1	7.1	7.3	7.2	7.2	7.2



[] Ranking at each section and finish
 -:-:- No data available at this section
 NA No data available

Horse/Jockey Name	Zoology/Chelsea Baker
Finish Rank	4
Fastest Section Time (Section)	0:11.51 (600-400)
Top Speed [km/h] (Section)	63.4 (400-200)
Race State	Finished



Doomben QLD --Professional-2026-04-15

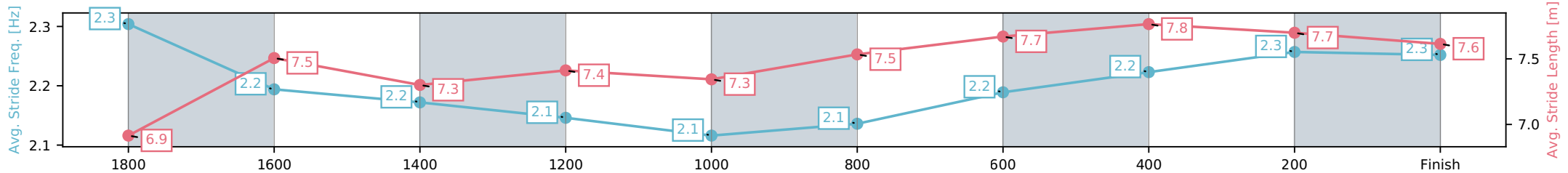
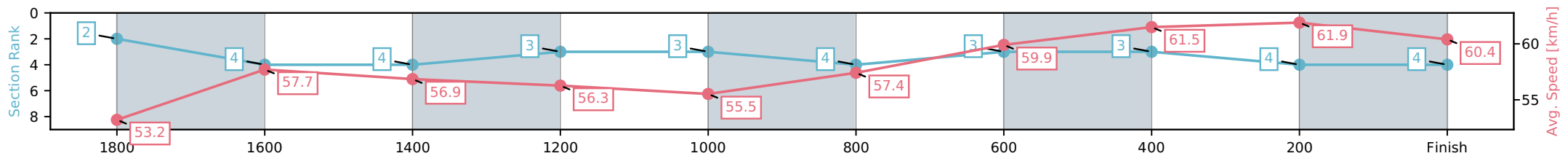
Race 4: STRADBROKE SEASON ON SALE NOW OPEN
Handicap ***Weights Raised 2.5*** - 2040m



15 April 2026 - 1:53PM

Track Rating: Good 4, Weather: Fine, Rail Position: +7m Entire Circuit

Section	L2040	L1800	L1600	L1400	L1200	L1000	L800	L600	L400	L200
Section Times	2:06.12 (0:16.54)	1:49.58 [4] (0:12.27)	1:37.31 [4] (0:12.47)	1:24.84 [3] (0:12.48)	1:12.36 [3] (0:12.96)	0:59.40 [4] (0:12.46)	0:46.93 [3] (0:11.84)	0:35.10 [3] (0:11.51)	0:23.59 [4] (0:11.54)	0:12.04 [4] (0:12.04)
Average Speed [km/h]	53.2	57.7	56.9	56.3	55.5	57.4	59.9	61.5	61.9	60.4
Top Speed [km/h]	61.8	60.6	58.0	58.2	57.4	59.5	61.3	61.8	63.4	62.4
Avg. Dist. to Rail [m]	1.8	2.8	3.4	4.2	3.0	2.6	2.7	3.0	2.9	0.4
Avg. Stride Freq. [Hz]	2.3	2.2	2.2	2.1	2.1	2.1	2.2	2.2	2.3	2.3
Avg. Stride Length [m]	6.9	7.5	7.3	7.4	7.3	7.5	7.7	7.8	7.7	7.6



- [] Ranking at each section and finish
- :-:- No data available at this section
- NA No data available

Horse/Jockey Name	Warp Speed/Cejay Graham
Finish Rank	5
Fastest Section Time (Section)	0:11.67 (600-400)
Top Speed [km/h] (Section)	64.0 (2040 - 1800)
Race State	Finished



Doomben QLD --Professional-2026-04-15

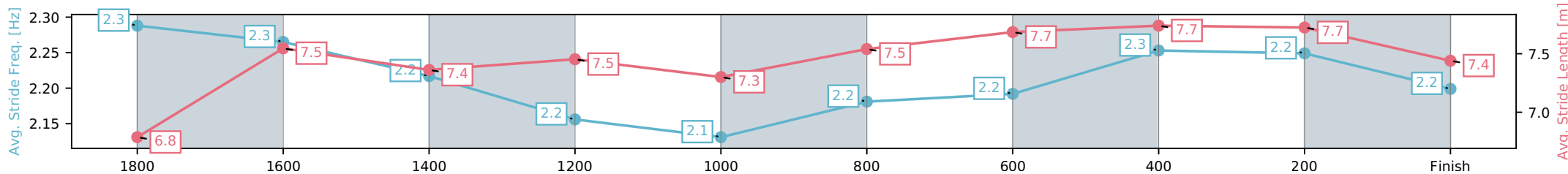
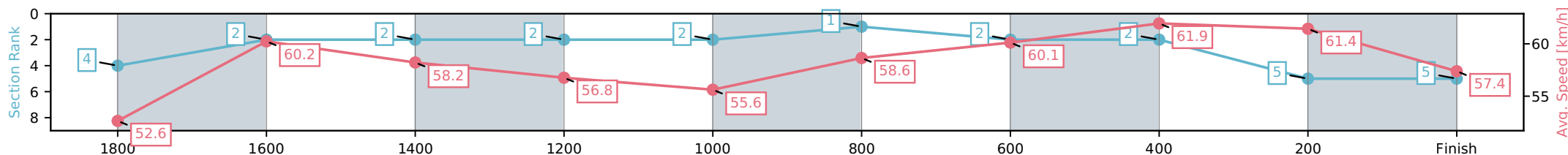
Race 4: STRADBROKE SEASON ON SALE NOW OPEN
Handicap ***Weights Raised 2.5*** - 2040m



15 April 2026 - 1:53PM

Track Rating: Good 4, Weather: Fine, Rail Position: +7m Entire Circuit

Section	L2040	L1800	L1600	L1400	L1200	L1000	L800	L600	L400	L200
Section Times	2:06.77 (0:16.72)	1:50.05 [2] (0:11.91)	1:38.13 [2] (0:12.33)	1:25.80 [2] (0:12.57)	1:13.23 [2] (0:12.93)	1:00.30 [1] (0:12.26)	0:48.04 [2] (0:12.04)	0:36.00 [2] (0:11.67)	0:24.32 [5] (0:11.72)	0:12.60 [5] (0:12.60)
Average Speed [km/h]	52.6	60.2	58.2	56.8	55.6	58.6	60.1	61.9	61.4	57.4
Top Speed [km/h]	64.0	62.1	59.5	59.1	57.0	60.1	62.0	62.7	62.2	60.2
Avg. Dist. to Rail [m]	2.3	0.6	0.5	1.5	0.7	0.6	1.0	0.9	0.5	2.7
Avg. Stride Freq. [Hz]	2.3	2.3	2.2	2.2	2.1	2.2	2.2	2.3	2.2	2.2
Avg. Stride Length [m]	6.8	7.5	7.4	7.5	7.3	7.5	7.7	7.7	7.7	7.4



- [] Ranking at each section and finish
- :-:- No data available at this section
- NA No data available

Horse/Jockey Name	That's Molly/Ron Stewart
Finish Rank	6
Fastest Section Time (Section)	0:11.60 (600-400)
Top Speed [km/h] (Section)	63.7 (2040 - 1800)
Race State	Finished



Doomben QLD --Professional-2026-04-15

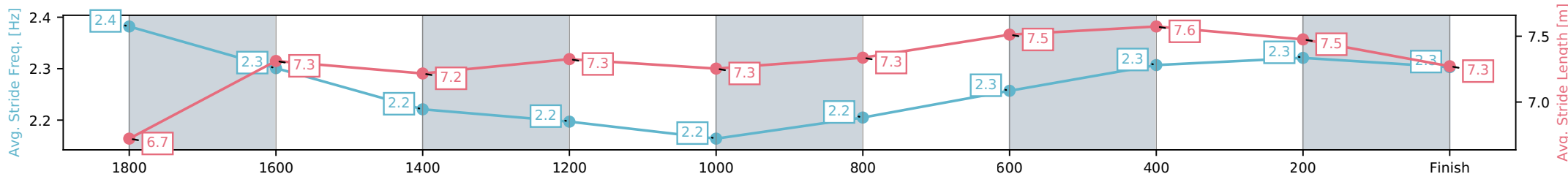
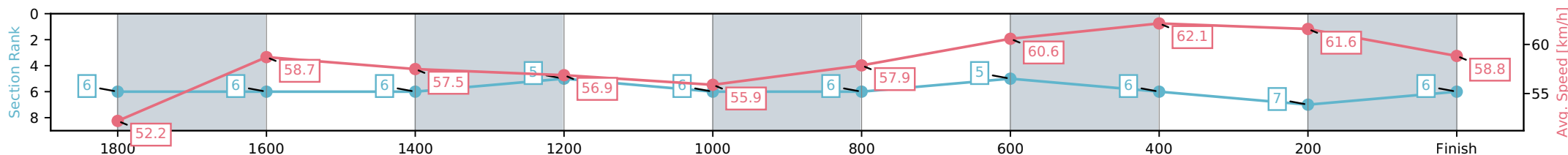
Race 4: STRADBROKE SEASON ON SALE NOW OPEN
Handicap ***Weights Raised 2.5*** - 2040m



15 April 2026 - 1:53PM

Track Rating: Good 4, Weather: Fine, Rail Position: +7m Entire Circuit

Section	L2040	L1800	L1600	L1400	L1200	L1000	L800	L600	L400	L200
Section Times	2:06.96 (0:16.87)	1:50.09 [6] (0:12.13)	1:37.96 [6] (0:12.44)	1:25.52 [5] (0:12.63)	1:12.89 [6] (0:12.89)	1:00.00 [6] (0:12.43)	0:47.57 [5] (0:11.89)	0:35.68 [6] (0:11.60)	0:24.08 [7] (0:11.66)	0:12.42 [6] (0:12.42)
Average Speed [km/h]	52.2	58.7	57.5	56.9	55.9	57.9	60.6	62.1	61.6	58.8
Top Speed [km/h]	63.7	62.6	58.8	58.7	57.8	60.4	62.6	63.5	62.5	61.6
Avg. Dist. to Rail [m]	1.7	2.0	1.7	0.5	0.2	0.2	0.3	0.6	0.8	0.3
Avg. Stride Freq. [Hz]	2.4	2.3	2.2	2.2	2.2	2.2	2.3	2.3	2.3	2.3
Avg. Stride Length [m]	6.7	7.3	7.2	7.3	7.3	7.3	7.5	7.6	7.5	7.3



- [] Ranking at each section and finish
- :-:- No data available at this section
- NA No data available

Horse/Jockey Name	Tajanis/Kyle Wilson-Taylor
Finish Rank	7
Fastest Section Time (Section)	0:11.68 (400-200)
Top Speed [km/h] (Section)	63.2 (2040 - 1800)
Race State	Finished



Doomben QLD --Professional-2026-04-15

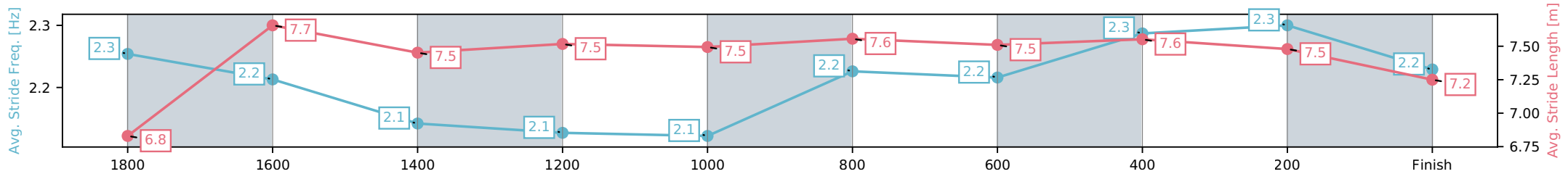
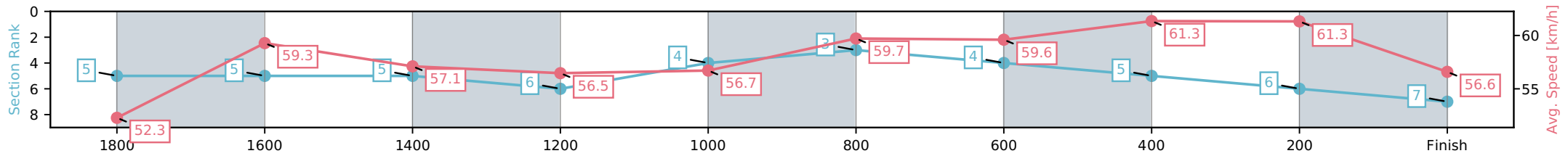
Race 4: STRADBROKE SEASON ON SALE NOW OPEN
Handicap ***Weights Raised 2.5*** - 2040m



15 April 2026 - 1:53PM

Track Rating: Good 4, Weather: Fine, Rail Position: +7m Entire Circuit

Section	L2040	L1800	L1600	L1400	L1200	L1000	L800	L600	L400	L200
Section Times	2:07.40 (0:16.84)	1:50.56 [5] (0:12.03)	1:38.53 [5] (0:12.52)	1:26.01 [6] (0:12.75)	1:13.26 [4] (0:12.70)	1:00.56 [3] (0:12.08)	0:48.48 [4] (0:12.15)	0:36.33 [5] (0:11.73)	0:24.60 [6] (0:11.68)	0:12.92 [7] (0:12.92)
Average Speed [km/h]	52.3	59.3	57.1	56.5	56.7	59.7	59.6	61.3	61.3	56.6
Top Speed [km/h]	63.2	62.7	58.4	57.8	59.3	60.4	61.3	62.2	62.6	60.3
Avg. Dist. to Rail [m]	1.3	1.6	1.5	0.5	1.3	1.1	1.1	0.8	1.4	1.0
Avg. Stride Freq. [Hz]	2.3	2.2	2.1	2.1	2.1	2.2	2.2	2.3	2.3	2.2
Avg. Stride Length [m]	6.8	7.7	7.5	7.5	7.5	7.6	7.5	7.6	7.5	7.2



[] Ranking at each section and finish
 -.-.- No data available at this section
 NA No data available

Horse/Jockey Name	Valencia Roc/Ben Thompson
Finish Rank	1
Fastest Section Time (Section)	0:10.78 (1000-800)
Top Speed [km/h] (Section)	68.7 (1000-800)
Race State	Finished



Doomben QLD --Professional-2026-04-15

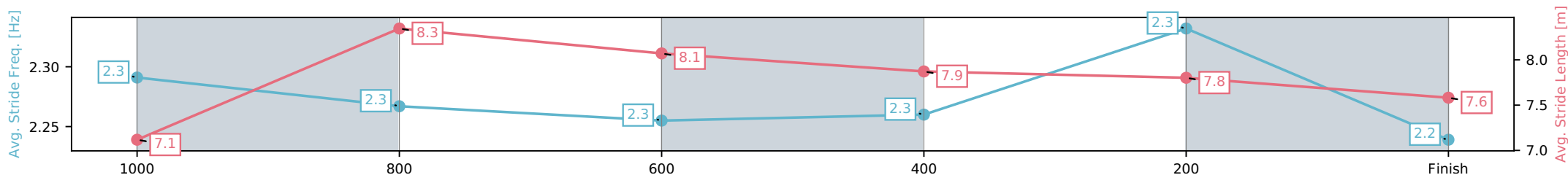
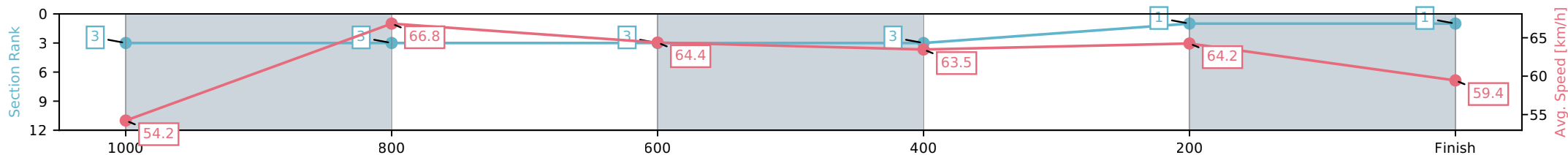
Race 5: DRINKWISE Maiden Handicap - 1200m

15 April 2026 - 2:19PM

Track Rating: Good 4, Weather: Fine, Rail Position: +7m Entire Circuit



Section	L1200	L1000	L800	L600	L400	L200
Section Times	1:10.22 (0:13.41)	0:56.81 [3] (0:10.78)	0:46.03 [3] (0:11.27)	0:34.76 [3] (0:11.42)	0:23.34 [1] (0:11.21)	0:12.13 [1] (0:12.13)
Average Speed [km/h]	54.2	66.8	64.4	63.5	64.2	59.4
Top Speed [km/h]	67.7	68.7	65.2	66.0	66.0	62.0
Avg. Dist. to Rail [m]	1.7	0.6	1.8	1.4	0.6	1.3
Avg. Stride Freq. [Hz]	2.3	2.3	2.3	2.3	2.3	2.2
Avg. Stride Length [m]	7.1	8.3	8.1	7.9	7.8	7.6



- [] Ranking at each section and finish
- :-:- No data available at this section
- NA No data available

Horse/Jockey Name	Bon Vader/Jag Guthmann-Chester
Finish Rank	2
Fastest Section Time (Section)	0:10.91 (1000-800)
Top Speed [km/h] (Section)	67.2 (1000-800)
Race State	Finished



Doomben QLD --Professional-2026-04-15

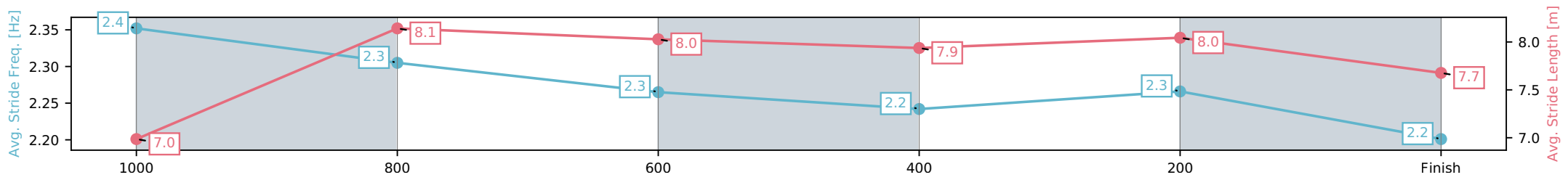
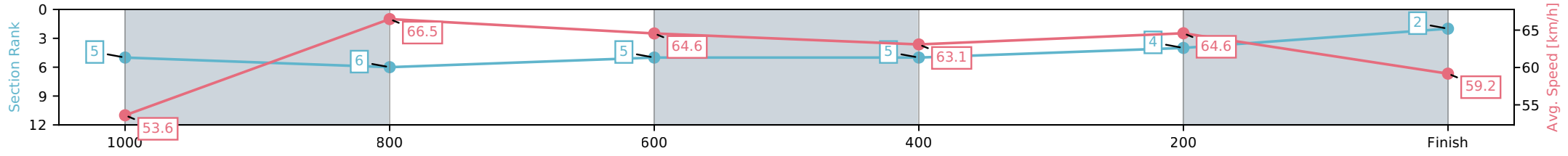
Race 5: DRINKWISE Maiden Handicap - 1200m

15 April 2026 - 2:19PM

Track Rating: Good 4, Weather: Fine, Rail Position: +7m Entire Circuit



Section	L1200	L1000	L800	L600	L400	L200
Section Times	1:10.44 (0:13.58)	0:56.86 [6] (0:10.91)	0:45.95 [5] (0:11.25)	0:34.70 [5] (0:11.47)	0:23.23 [4] (0:11.17)	0:12.06 [2] (0:12.06)
Average Speed [km/h]	53.6	66.5	64.6	63.1	64.6	59.2
Top Speed [km/h]	67.1	67.2	65.7	64.6	65.7	62.9
Avg. Dist. to Rail [m]	5.2	3.0	1.4	0.9	2.3	3.1
Avg. Stride Freq. [Hz]	2.4	2.3	2.3	2.2	2.3	2.2
Avg. Stride Length [m]	7.0	8.1	8.0	7.9	8.0	7.7



[] Ranking at each section and finish
 -:-:- No data available at this section
 NA No data available

Horse/Jockey Name	Aristocratic Girl/Georgina Cartwright
Finish Rank	3
Fastest Section Time (Section)	0:10.64 (1000-800)
Top Speed [km/h] (Section)	69.8 (1200 - 1000)
Race State	Finished



Doomben QLD --Professional-2026-04-15

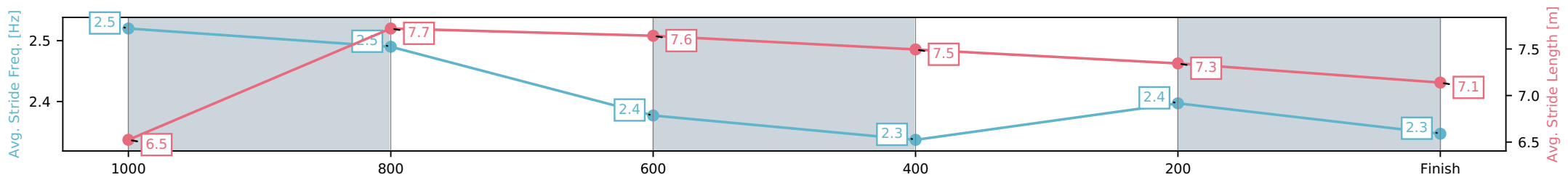
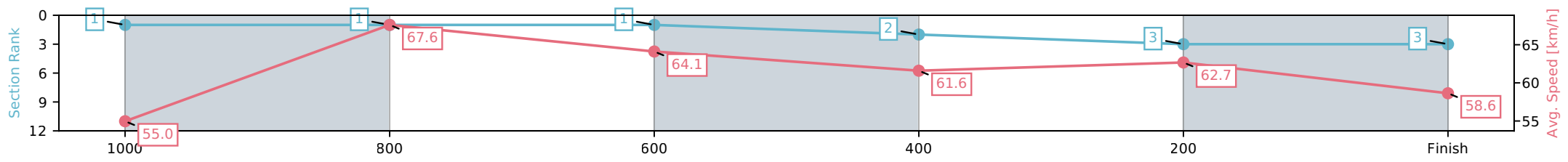
Race 5: DRINKWISE Maiden Handicap - 1200m

15 April 2026 - 2:19PM

Track Rating: Good 4, Weather: Fine, Rail Position: +7m Entire Circuit



Section	L1200	L1000	L800	L600	L400	L200
Section Times	1:10.57 (0:13.23)	0:57.34 [1] (0:10.64)	0:46.70 [1] (0:11.26)	0:35.45 [2] (0:11.75)	0:23.70 [3] (0:11.48)	0:12.22 [3] (0:12.22)
Average Speed [km/h]	55.0	67.6	64.1	61.6	62.7	58.6
Top Speed [km/h]	69.8	69.7	65.4	63.2	65.0	61.5
Avg. Dist. to Rail [m]	3.8	1.0	0.7	1.1	0.8	1.8
Avg. Stride Freq. [Hz]	2.5	2.5	2.4	2.3	2.4	2.3
Avg. Stride Length [m]	6.5	7.7	7.6	7.5	7.3	7.1



[] Ranking at each section and finish
 -:-:- No data available at this section
 NA No data available

Horse/Jockey Name	Yoweri/Angela Jones
Finish Rank	4
Fastest Section Time (Section)	0:10.88 (1000-800)
Top Speed [km/h] (Section)	68.8 (1200 - 1000)
Race State	Finished



Doomben QLD --Professional-2026-04-15

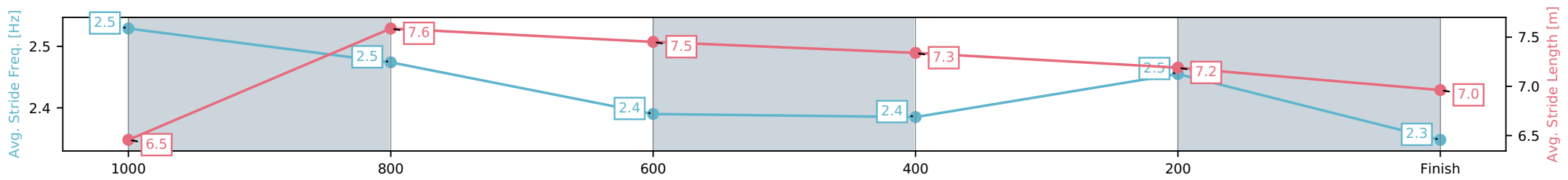
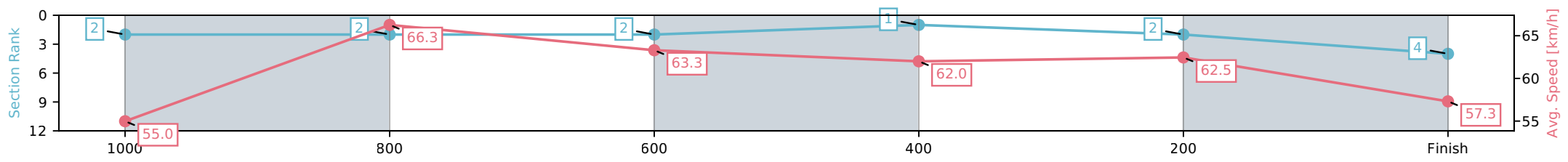
Race 5: DRINKWISE Maiden Handicap - 1200m

15 April 2026 - 2:19PM

Track Rating: Good 4, Weather: Fine, Rail Position: +7m Entire Circuit



Section	L1200	L1000	L800	L600	L400	L200
Section Times	1:10.75 (0:13.23)	0:57.52 [2] (0:10.88)	0:46.63 [2] (0:11.29)	0:35.34 [1] (0:11.43)	0:23.91 [2] (0:11.47)	0:12.45 [4] (0:12.45)
Average Speed [km/h]	55.0	66.3	63.3	62.0	62.5	57.3
Top Speed [km/h]	68.8	68.2	64.6	63.9	63.6	60.3
Avg. Dist. to Rail [m]	7.2	1.7	1.6	2.9	2.0	0.7
Avg. Stride Freq. [Hz]	2.5	2.5	2.4	2.4	2.5	2.3
Avg. Stride Length [m]	6.5	7.6	7.5	7.3	7.2	7.0



[] Ranking at each section and finish
 -:-:- No data available at this section
 NA No data available

Horse/Jockey Name	Sheriff's Star/Andrew Mallyon
Finish Rank	5
Fastest Section Time (Section)	0:11.01 (1000-800)
Top Speed [km/h] (Section)	66.9 (1200 - 1000)
Race State	Finished



Doomben QLD --Professional-2026-04-15

Race 5: DRINKWISE Maiden Handicap - 1200m

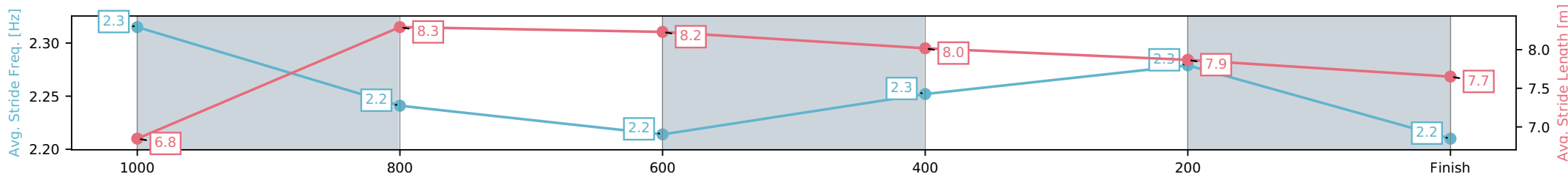
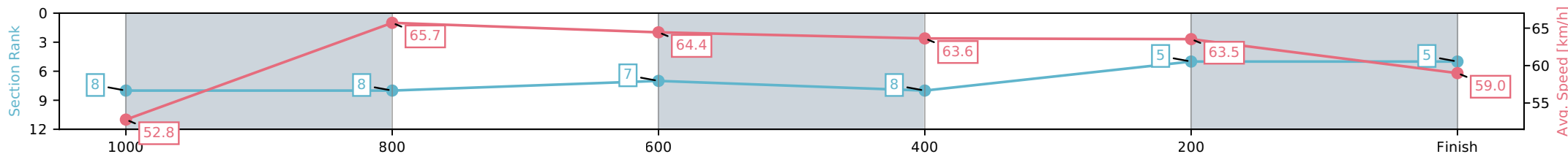
15 April 2026 - 2:19PM

Track Rating: Good 4, Weather: Fine, Rail Position: +7m Entire Circuit



BRISBANE RACING CLUB

Section	L1200	L1000	L800	L600	L400	L200
Section Times	1:10.92 (0:13.77)	0:57.15 [8] (0:11.01)	0:46.14 [7] (0:11.27)	0:34.87 [8] (0:11.34)	0:23.53 [5] (0:11.33)	0:12.19 [5] (0:12.19)
Average Speed [km/h]	52.8	65.7	64.4	63.6	63.5	59.0
Top Speed [km/h]	66.9	66.5	65.3	65.3	64.9	62.1
Avg. Dist. to Rail [m]	3.6	1.5	1.8	1.1	1.7	3.2
Avg. Stride Freq. [Hz]	2.3	2.2	2.2	2.3	2.3	2.2
Avg. Stride Length [m]	6.8	8.3	8.2	8.0	7.9	7.7



- [] Ranking at each section and finish
- :-:- No data available at this section
- NA No data available

Horse/Jockey Name	Lady Soprano/Ryan Maloney
Finish Rank	6
Fastest Section Time (Section)	0:10.99 (1000-800)
Top Speed [km/h] (Section)	68.2 (1000-800)
Race State	Finished



Doomben QLD --Professional-2026-04-15

Race 5: DRINKWISE Maiden Handicap - 1200m

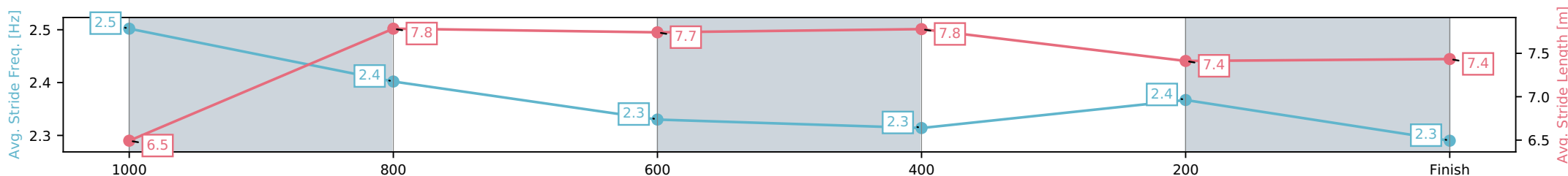
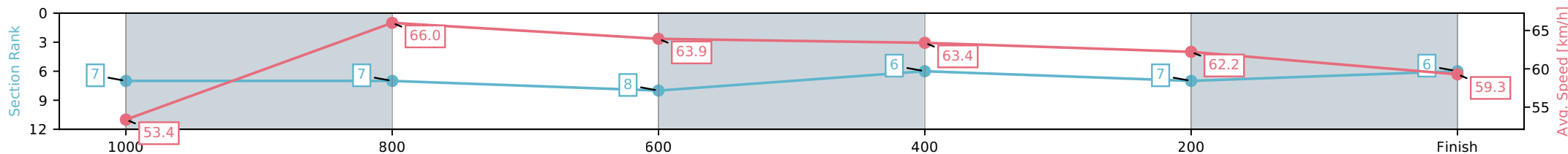
15 April 2026 - 2:19PM

Track Rating: Good 4, Weather: Fine, Rail Position: +7m Entire Circuit



BRISBANE RACING CLUB

Section	L1200	L1000	L800	L600	L400	L200
Section Times	1:10.93 (0:13.76)	0:57.17 [7] (0:10.99)	0:46.18 [8] (0:11.35)	0:34.83 [6] (0:11.25)	0:23.58 [7] (0:11.51)	0:12.07 [6] (0:12.07)
Average Speed [km/h]	53.4	66.0	63.9	63.4	62.2	59.3
Top Speed [km/h]	67.3	68.2	65.3	65.3	63.7	63.6
Avg. Dist. to Rail [m]	2.2	3.2	1.2	1.7	2.1	4.0
Avg. Stride Freq. [Hz]	2.5	2.4	2.3	2.3	2.4	2.3
Avg. Stride Length [m]	6.5	7.8	7.7	7.8	7.4	7.4



- [] Ranking at each section and finish
- :-:- No data available at this section
- NA No data available

Horse/Jockey Name	Under Arrest/Damien Thornton
Finish Rank	7
Fastest Section Time (Section)	0:10.84 (1000-800)
Top Speed [km/h] (Section)	68.6 (1000-800)
Race State	Finished



Doomben QLD --Professional-2026-04-15

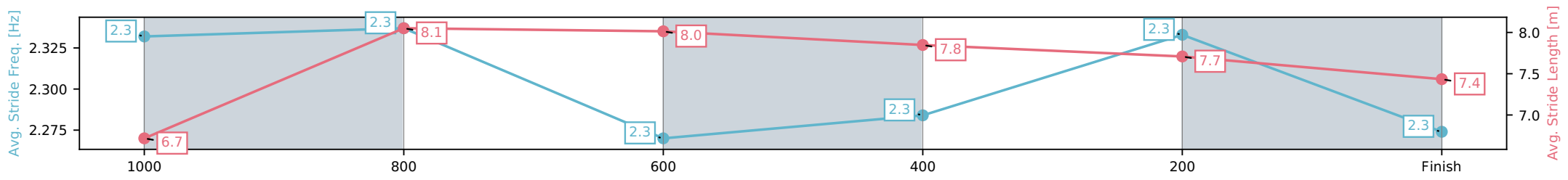
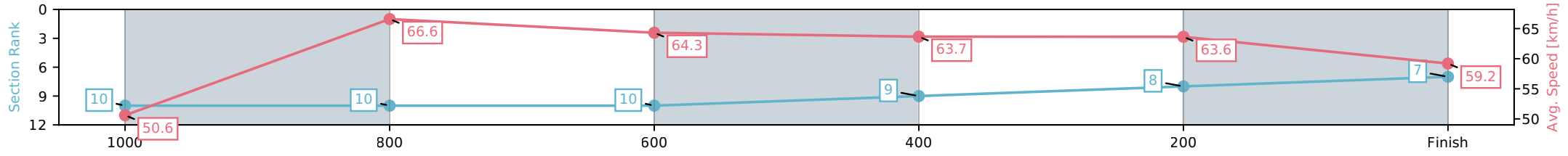
Race 5: DRINKWISE Maiden Handicap - 1200m

15 April 2026 - 2:19PM

Track Rating: Good 4, Weather: Fine, Rail Position: +7m Entire Circuit



Section	L1200	L1000	L800	L600	L400	L200
Section Times	1:11.03 (0:14.36)	0:56.67 [10] (0:10.84)	0:45.83 [10] (0:11.18)	0:34.64 [9] (0:11.24)	0:23.41 [8] (0:11.30)	0:12.11 [7] (0:12.11)
Average Speed [km/h]	50.6	66.6	64.3	63.7	63.6	59.2
Top Speed [km/h]	67.5	68.6	66.0	64.0	64.7	62.4
Avg. Dist. to Rail [m]	2.8	1.0	0.4	1.0	1.0	1.7
Avg. Stride Freq. [Hz]	2.3	2.3	2.3	2.3	2.3	2.3
Avg. Stride Length [m]	6.7	8.1	8.0	7.8	7.7	7.4



[] Ranking at each section and finish
 -:-:- No data available at this section
 NA No data available

Horse/Jockey Name	King Cobama/Jace McMurray
Finish Rank	8
Fastest Section Time (Section)	0:11.08 (1000-800)
Top Speed [km/h] (Section)	67.0 (1200 - 1000)
Race State	Finished



Doomben QLD --Professional-2026-04-15

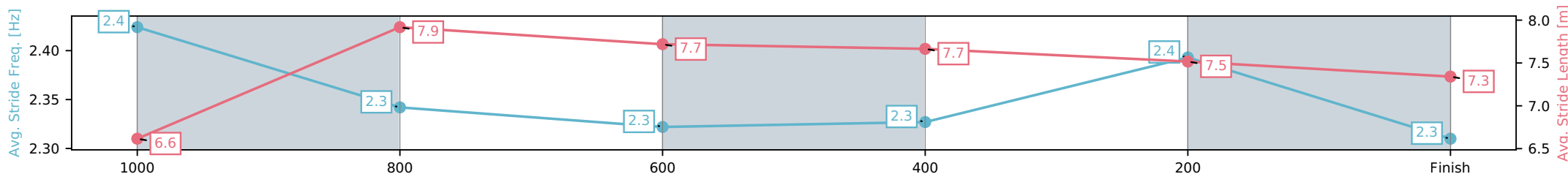
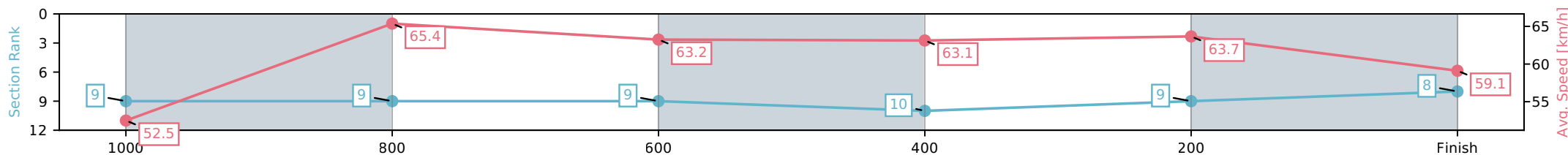
Race 5: DRINKWISE Maiden Handicap - 1200m

15 April 2026 - 2:19PM

Track Rating: Good 4, Weather: Fine, Rail Position: +7m Entire Circuit



Section	L1200	L1000	L800	L600	L400	L200
Section Times	1:11.10 (0:13.84)	0:57.26 [9] (0:11.08)	0:46.18 [9] (0:11.43)	0:34.75 [10] (0:11.35)	0:23.40 [9] (0:11.30)	0:12.10 [8] (0:12.10)
Average Speed [km/h]	52.5	65.4	63.2	63.1	63.7	59.1
Top Speed [km/h]	67.0	66.7	64.5	64.9	65.0	62.0
Avg. Dist. to Rail [m]	4.8	2.1	0.5	0.7	1.4	2.8
Avg. Stride Freq. [Hz]	2.4	2.3	2.3	2.3	2.4	2.3
Avg. Stride Length [m]	6.6	7.9	7.7	7.7	7.5	7.3



- [] Ranking at each section and finish
- :-:- No data available at this section
- NA No data available

Horse/Jockey Name	Alkenter/Dale Smith
Finish Rank	9
Fastest Section Time (Section)	0:10.88 (1000-800)
Top Speed [km/h] (Section)	67.6 (1000-800)
Race State	Finished



Doomben QLD --Professional-2026-04-15

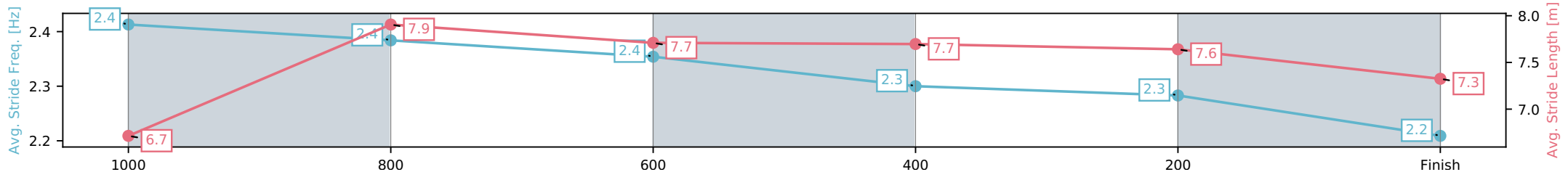
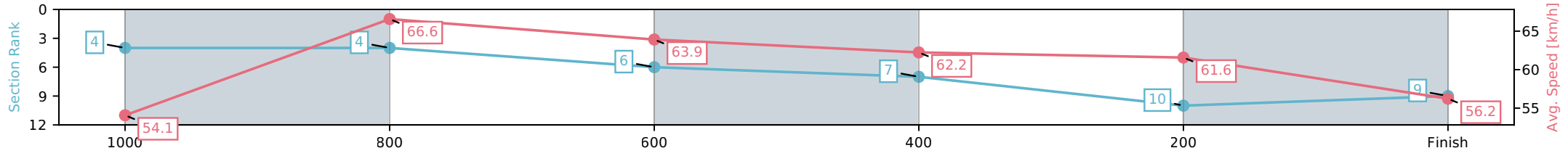
Race 5: DRINKWISE Maiden Handicap - 1200m

15 April 2026 - 2:19PM

Track Rating: Good 4, Weather: Fine, Rail Position: +7m Entire Circuit



Section	L1200	L1000	L800	L600	L400	L200
Section Times	1:11.91 (0:13.48)	0:58.43 [4] (0:10.88)	0:47.56 [6] (0:11.40)	0:36.16 [7] (0:11.63)	0:24.53 [10] (0:11.72)	0:12.81 [9] (0:12.81)
Average Speed [km/h]	54.1	66.6	63.9	62.2	61.6	56.2
Top Speed [km/h]	67.3	67.6	65.3	64.8	62.5	60.2
Avg. Dist. to Rail [m]	6.3	2.5	2.2	1.1	0.8	1.2
Avg. Stride Freq. [Hz]	2.4	2.4	2.4	2.3	2.3	2.2
Avg. Stride Length [m]	6.7	7.9	7.7	7.7	7.6	7.3



[] Ranking at each section and finish
 -:-:- No data available at this section
 NA No data available

Horse/Jockey Name	Vessey/Kyle Wilson-Taylor
Finish Rank	10
Fastest Section Time (Section)	0:10.85 (1000-800)
Top Speed [km/h] (Section)	67.8 (1000-800)
Race State	Finished



Doomben QLD --Professional-2026-04-15

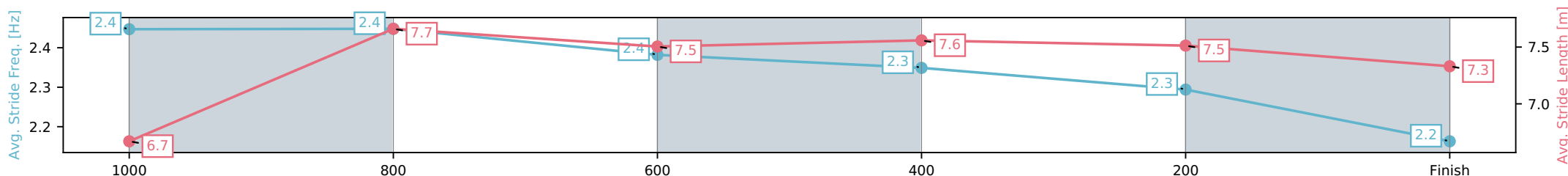
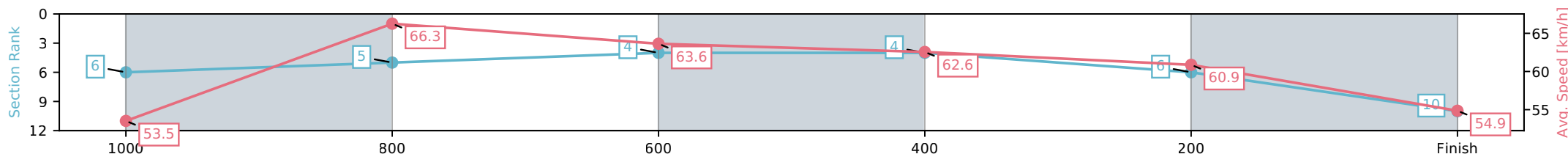
Race 5: DRINKWISE Maiden Handicap - 1200m

15 April 2026 - 2:19PM

Track Rating: Good 4, Weather: Fine, Rail Position: +7m Entire Circuit



Section	L1200	L1000	L800	L600	L400	L200
Section Times	1:11.92 (0:13.60)	0:58.32 [5] (0:10.85)	0:47.47 [4] (0:11.19)	0:36.28 [4] (0:11.35)	0:24.93 [6] (0:11.81)	0:13.12 [10] (0:13.12)
Average Speed [km/h]	53.5	66.3	63.6	62.6	60.9	54.9
Top Speed [km/h]	67.1	67.8	64.5	64.3	62.0	59.2
Avg. Dist. to Rail [m]	1.5	0.6	2.1	2.4	0.9	0.5
Avg. Stride Freq. [Hz]	2.4	2.4	2.4	2.3	2.3	2.2
Avg. Stride Length [m]	6.7	7.7	7.5	7.6	7.5	7.3



- [] Ranking at each section and finish
- :-:- No data available at this section
- NA No data available



Doomben QLD
Race 6: SKY RACING Class 5 Handicap - 1640m
 15 April 2026 - 2:55PM



BRISBANE
RACING CLUB

Track Rating: Good 4, Weather: Fine, Rail Position: +7m Entire Circuit

Field Times (Race Tempo) 1:40.54 (0:16.82) 1:23.72 (0:12.04) 1:11.68 (0:12.31) 0:59.37 (0:12.47) 0:46.89 (0:12.33) 0:34.56 (0:11.78) 0:22.78 (0:11.18) 0:11.60 (0:11.60)

Rank	TAB#	Horse	Overall Time	First 400m	Top Speed km/h (Section)	L1640	L1400	L1200	L1000	L800	L600	L400	L200
	(BAR#)	Jockey	Margin (DT-W)	Last 600m	Fastest Section (Time)	Start - 1400	1400 - 1200	1200 - 1000	1000 - 800	800 - 600	600 - 400	400 - 200	200 - Finish
1	8	Retainer	1:40.54	0:26.48	65.7 (400-200)	1:40.54	1:23.72 [1]	1:11.62 [2]	0:59.27 [2]	0:46.78 [2]	0:34.37 [2]	0:22.71 [2]	0:11.57 [2]
	(4)	Ben Thompson		0:34.37	400-200 (0:11.14)	(0:16.82)	(0:12.10)	(0:12.35)	(0:12.49)	(0:12.41)	(0:11.66)	(0:11.14)	(0:11.57)
2	5	Smart As Smart	1:40.56	0:26.77	66.4 (400-200)	1:40.56	1:23.52 [3]	1:11.34 [4]	0:59.04 [4]	0:46.55 [4]	0:34.29 [4]	0:22.68 [4]	0:11.62 [1]
	(3)	Jake Bayliss	0.1L (-17)	0:34.30	400-200 (0:11.07)	(0:17.04)	(0:12.18)	(0:12.31)	(0:12.49)	(0:12.26)	(0:11.61)	(0:11.07)	(0:11.62)
3	4	I'm Heroic	1:40.62	0:27.13	66.2 (400-200)	1:40.62	1:23.38 [5]	1:11.06 [6]	0:58.72 [6]	0:46.30 [6]	0:34.08 [6]	0:22.60 [5]	0:11.55 [5]
	(6)	Kyle Wilson-Taylor	0.5L (-17)	0:34.08	400-200 (0:11.05)	(0:17.24)	(0:12.32)	(0:12.34)	(0:12.42)	(0:12.22)	(0:11.48)	(0:11.05)	(0:11.55)
4	2	Battleton	1:40.75	0:26.69	66.0 (400-200)	1:40.75	1:23.70 [4]	1:11.65 [3]	0:59.34 [3]	0:46.88 [3]	0:34.58 [3]	0:22.88 [3]	0:11.74 [3]
	(2)	Fred Larson	1.2L (-8)	0:34.57	400-200 (0:11.14)	(0:17.05)	(0:12.04)	(0:12.31)	(0:12.46)	(0:12.31)	(0:11.69)	(0:11.14)	(0:11.74)
5	1	Nails Murphy	1:40.83	0:27.05	66.9 (400-200)	1:40.83	1:23.51 [6]	1:11.36 [5]	0:59.05 [5]	0:46.62 [5]	0:34.34 [5]	0:22.79 [6]	0:11.75 [6]
	(5)	Corey Sutherland	1.7L (-14)	0:34.33	400-200 (0:11.04)	(0:17.32)	(0:12.15)	(0:12.31)	(0:12.43)	(0:12.29)	(0:11.54)	(0:11.04)	(0:11.75)
6	9	Laridae	1:41.00	0:26.46	64.2 (400-200)	1:41.00	1:24.12 [2]	1:12.14 [1]	0:59.83 [1]	0:47.35 [1]	0:35.02 [1]	0:23.24 [1]	0:11.97 [4]
	(1)	Chelsea Baker	2.7L (-17)	0:35.02	400-200 (0:11.27)	(0:16.88)	(0:11.99)	(0:12.31)	(0:12.48)	(0:12.33)	(0:11.78)	(0:11.27)	(0:11.97)

Scratched: Kaluakoi (#3), Ocean Zar (#6), Kairos Louie (#7)

Report Created: Wed 15 April 2026

(Note: Races are conducted over an approximate distance as close as possible to the advertised distance, and recorded data may vary accordingly. Official times refer to race times only and do not include handicap times.)

[] Position in running at each section and finish TAB# Saddle cloth number

-:-:- No data available at this section

NA No data available

DNT Did not track

BAR# Barrier/Gate Position

DNF Did not finish

DT-W Distance travelled compared to winner in metres

[] Fastest split

[■] Fastest section

Horse/Jockey Name	Retainer/Ben Thompson
Finish Rank	1
Fastest Section Time (Section)	0:11.14 (400-200)
Top Speed [km/h] (Section)	65.7 (400-200)
Race State	Finished



Doomben QLD --Professional-2026-04-15

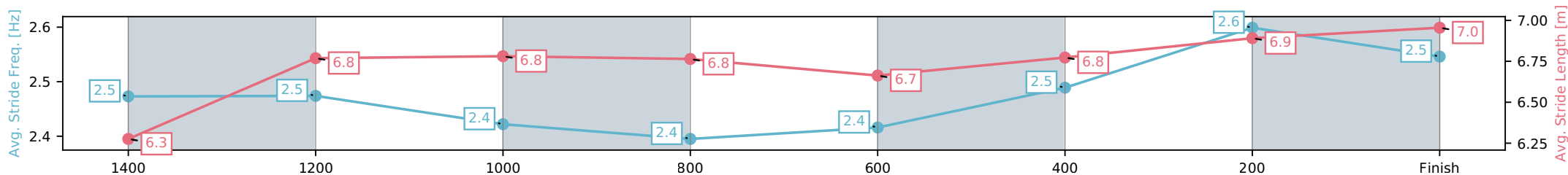
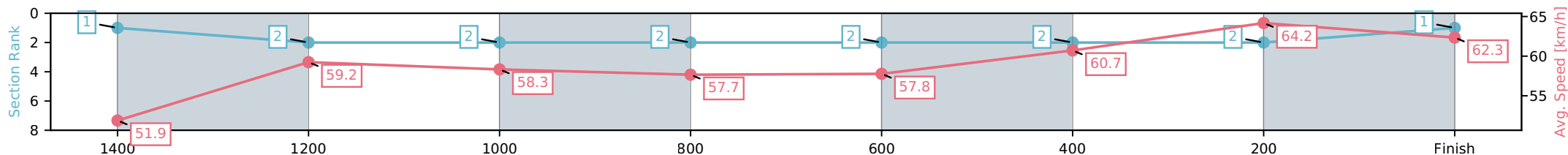
Race 6: SKY RACING Class 5 Handicap - 1640m

15 April 2026 - 2:55PM

Track Rating: Good 4, Weather: Fine, Rail Position: +7m Entire Circuit



Section	L1640	L1400	L1200	L1000	L800	L600	L400	L200
Section Times	1:40.54 (0:16.82)	1:23.72 [2] (0:12.10)	1:11.62 [2] (0:12.35)	0:59.27 [2] (0:12.49)	0:46.78 [2] (0:12.41)	0:34.37 [2] (0:11.66)	0:22.71 [2] (0:11.14)	0:11.57 [1] (0:11.57)
Average Speed [km/h]	51.9	59.2	58.3	57.7	57.8	60.7	64.2	62.3
Top Speed [km/h]	60.6	59.7	58.9	58.5	60.3	62.6	65.7	64.7
Avg. Dist. to Rail [m]	1.5	0.6	0.2	0.1	1.0	2.5	3.2	0.6
Avg. Stride Freq. [Hz]	2.5	2.5	2.4	2.4	2.4	2.5	2.6	2.5
Avg. Stride Length [m]	6.3	6.8	6.8	6.8	6.7	6.8	6.9	7.0



[] Ranking at each section and finish
 -:-:- No data available at this section
 NA No data available

Horse/Jockey Name	Smart As Smart/Jake Bayliss
Finish Rank	2
Fastest Section Time (Section)	0:11.07 (400-200)
Top Speed [km/h] (Section)	66.4 (400-200)
Race State	Finished



Doomben QLD --Professional-2026-04-15

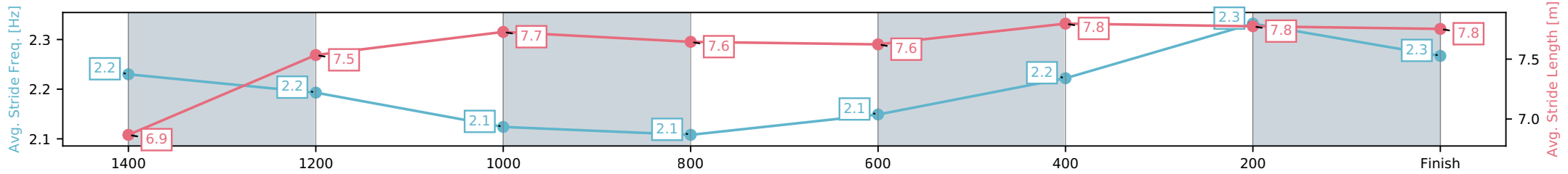
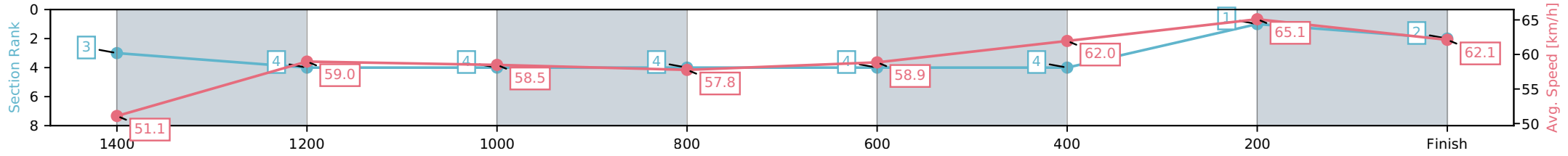
Race 6: SKY RACING Class 5 Handicap - 1640m

15 April 2026 - 2:55PM

Track Rating: Good 4, Weather: Fine, Rail Position: +7m Entire Circuit



Section	L1640	L1400	L1200	L1000	L800	L600	L400	L200
Section Times	1:40.56 (0:17.04)	1:23.52 [4] (0:12.18)	1:11.34 [4] (0:12.31)	0:59.04 [4] (0:12.49)	0:46.55 [4] (0:12.26)	0:34.29 [4] (0:11.61)	0:22.68 [1] (0:11.07)	0:11.62 [2] (0:11.62)
Average Speed [km/h]	51.1	59.0	58.5	57.8	58.9	62.0	65.1	62.1
Top Speed [km/h]	59.0	59.5	59.6	59.2	60.6	63.6	66.4	65.7
Avg. Dist. to Rail [m]	0.4	0.7	0.7	0.9	0.3	0.1	0.5	2.6
Avg. Stride Freq. [Hz]	2.2	2.2	2.1	2.1	2.1	2.2	2.3	2.3
Avg. Stride Length [m]	6.9	7.5	7.7	7.6	7.6	7.8	7.8	7.8



[] Ranking at each section and finish
 -:-:- No data available at this section
 NA No data available

Horse/Jockey Name	I'm Heroic/Kyle Wilson-Taylor
Finish Rank	3
Fastest Section Time (Section)	0:11.05 (400-200)
Top Speed [km/h] (Section)	66.2 (400-200)
Race State	Finished



Doomben QLD --Professional-2026-04-15

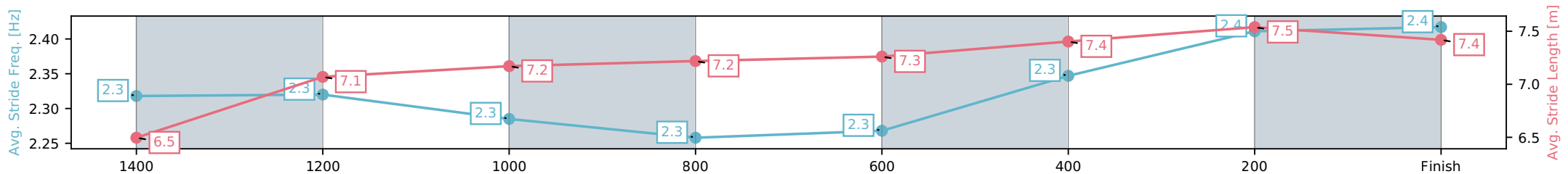
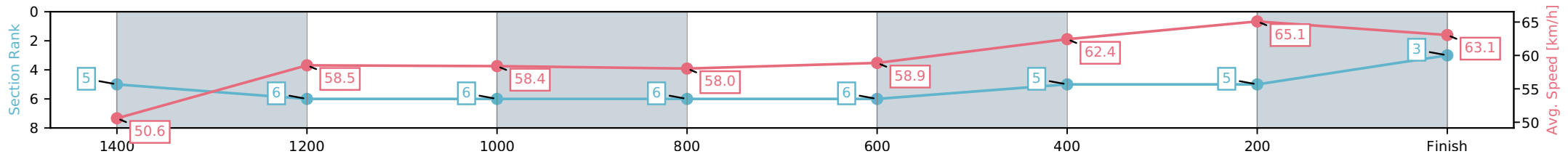
Race 6: SKY RACING Class 5 Handicap - 1640m

15 April 2026 - 2:55PM

Track Rating: Good 4, Weather: Fine, Rail Position: +7m Entire Circuit



Section	L1640	L1400	L1200	L1000	L800	L600	L400	L200
Section Times	1:40.62 (0:17.24)	1:23.38 [6] (0:12.32)	1:11.06 [6] (0:12.34)	0:58.72 [6] (0:12.42)	0:46.30 [6] (0:12.22)	0:34.08 [5] (0:11.48)	0:22.60 [5] (0:11.05)	0:11.55 [3] (0:11.55)
Average Speed [km/h]	50.6	58.5	58.4	58.0	58.9	62.4	65.1	63.1
Top Speed [km/h]	58.1	59.2	59.1	58.8	60.2	63.8	66.2	65.8
Avg. Dist. to Rail [m]	2.8	0.4	0.6	0.5	0.2	0.7	1.2	2.8
Avg. Stride Freq. [Hz]	2.3	2.3	2.3	2.3	2.3	2.3	2.4	2.4
Avg. Stride Length [m]	6.5	7.1	7.2	7.2	7.3	7.4	7.5	7.4



- [] Ranking at each section and finish
- :-:- No data available at this section
- NA No data available

Horse/Jockey Name	Battleton/Fred Larson
Finish Rank	4
Fastest Section Time (Section)	0:11.14 (400-200)
Top Speed [km/h] (Section)	66.0 (400-200)
Race State	Finished



Doomben QLD --Professional-2026-04-15

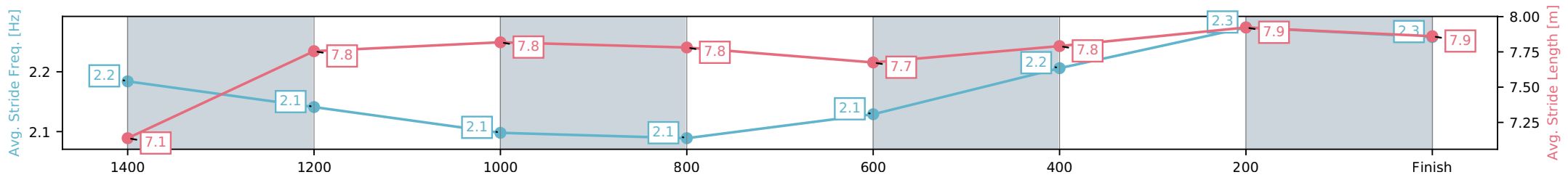
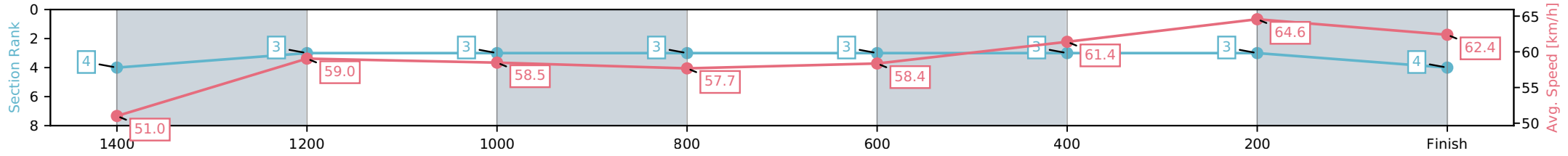
Race 6: SKY RACING Class 5 Handicap - 1640m

15 April 2026 - 2:55PM

Track Rating: Good 4, Weather: Fine, Rail Position: +7m Entire Circuit



Section	L1640	L1400	L1200	L1000	L800	L600	L400	L200
Section Times	1:40.75 (0:17.05)	1:23.70 [3] (0:12.04)	1:11.65 [3] (0:12.31)	0:59.34 [3] (0:12.46)	0:46.88 [3] (0:12.31)	0:34.58 [3] (0:11.69)	0:22.88 [3] (0:11.14)	0:11.74 [4] (0:11.74)
Average Speed [km/h]	51.0	59.0	58.5	57.7	58.4	61.4	64.6	62.4
Top Speed [km/h]	60.7	59.3	59.5	58.9	60.2	62.1	66.0	64.7
Avg. Dist. to Rail [m]	1.0	2.0	1.1	0.8	0.4	0.4	1.1	1.8
Avg. Stride Freq. [Hz]	2.2	2.1	2.1	2.1	2.1	2.2	2.3	2.3
Avg. Stride Length [m]	7.1	7.8	7.8	7.8	7.7	7.8	7.9	7.9



[] Ranking at each section and finish
 -:-:- No data available at this section
 NA No data available

Horse/Jockey Name	Nails Murphy/Corey Sutherland
Finish Rank	5
Fastest Section Time (Section)	0:11.04 (400-200)
Top Speed [km/h] (Section)	66.9 (400-200)
Race State	Finished



Doomben QLD --Professional-2026-04-15

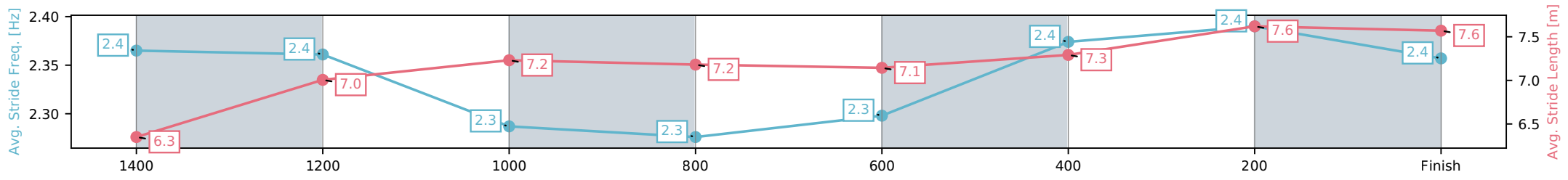
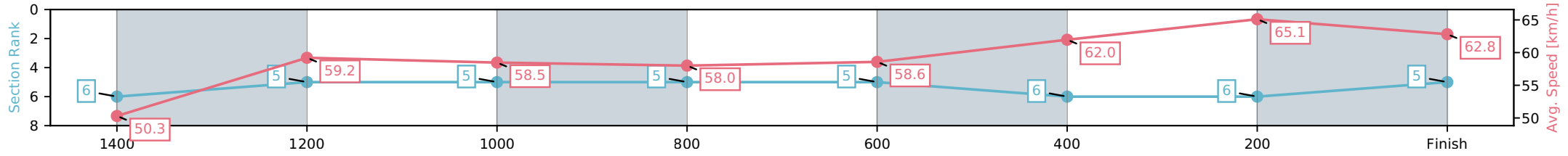
Race 6: SKY RACING Class 5 Handicap - 1640m

15 April 2026 - 2:55PM

Track Rating: Good 4, Weather: Fine, Rail Position: +7m Entire Circuit



Section	L1640	L1400	L1200	L1000	L800	L600	L400	L200
Section Times	1:40.83 (0:17.32)	1:23.51 [5] (0:12.15)	1:11.36 [5] (0:12.31)	0:59.05 [5] (0:12.43)	0:46.62 [5] (0:12.29)	0:34.34 [6] (0:11.54)	0:22.79 [6] (0:11.04)	0:11.75 [5] (0:11.75)
Average Speed [km/h]	50.3	59.2	58.5	58.0	58.6	62.0	65.1	62.8
Top Speed [km/h]	59.2	59.7	59.8	58.9	59.9	63.9	66.9	64.5
Avg. Dist. to Rail [m]	1.5	0.3	0.3	0.2	0.2	1.0	1.0	0.8
Avg. Stride Freq. [Hz]	2.4	2.4	2.3	2.3	2.3	2.4	2.4	2.4
Avg. Stride Length [m]	6.3	7.0	7.2	7.2	7.1	7.3	7.6	7.6



[] Ranking at each section and finish
 -:-:- No data available at this section
 NA No data available

Horse/Jockey Name	Laridae/Chelsea Baker
Finish Rank	6
Fastest Section Time (Section)	0:11.27 (400-200)
Top Speed [km/h] (Section)	64.2 (400-200)
Race State	Finished



Doomben QLD --Professional-2026-04-15

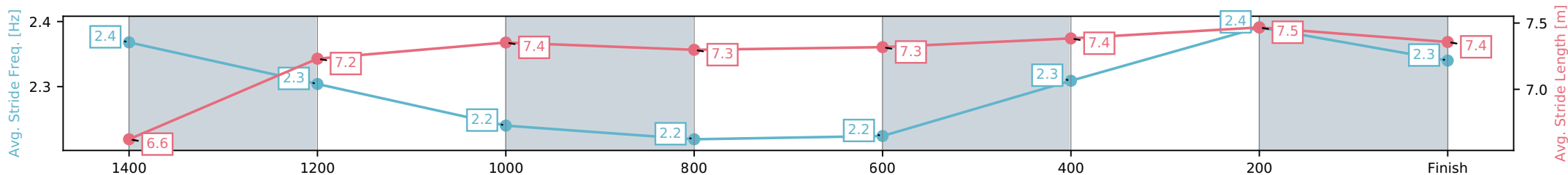
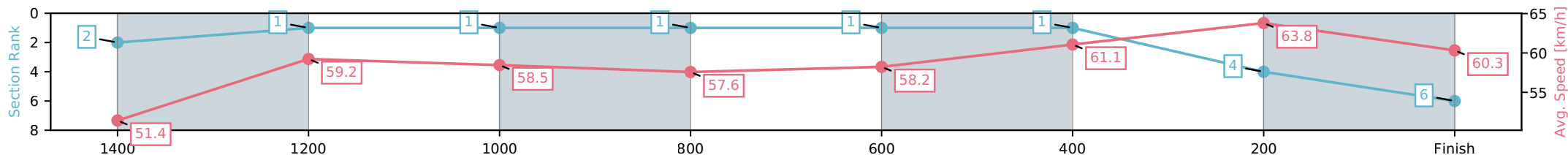
Race 6: SKY RACING Class 5 Handicap - 1640m

15 April 2026 - 2:55PM

Track Rating: Good 4, Weather: Fine, Rail Position: +7m Entire Circuit



Section	L1640	L1400	L1200	L1000	L800	L600	L400	L200
Section Times	1:41.00 (0:16.88)	1:24.12 [1] (0:11.99)	1:12.14 [1] (0:12.31)	0:59.83 [1] (0:12.48)	0:47.35 [1] (0:12.33)	0:35.02 [1] (0:11.78)	0:23.24 [4] (0:11.27)	0:11.97 [6] (0:11.97)
Average Speed [km/h]	51.4	59.2	58.5	57.6	58.2	61.1	63.8	60.3
Top Speed [km/h]	59.9	59.8	59.1	58.6	59.4	61.9	64.2	63.9
Avg. Dist. to Rail [m]	1.6	2.3	1.3	0.8	0.5	0.2	0.7	1.2
Avg. Stride Freq. [Hz]	2.4	2.3	2.2	2.2	2.2	2.3	2.4	2.3
Avg. Stride Length [m]	6.6	7.2	7.4	7.3	7.3	7.4	7.5	7.4



- [] Ranking at each section and finish
- :-:- No data available at this section
- NA No data available



Doomben QLD

Race 7: LADBROKES CALCUTTA & LUNCHEON 12 JUNE Fillies & Mares Class 3 Plate - 1200m

15 April 2026 - 3:29PM

Track Rating: Good 4, Weather: Fine, Rail Position: +7m Entire Circuit



BRISBANE RACING CLUB

Field Times	1:09.87	0:56.78	0:46.28	0:35.24	0:23.51	0:12.10
(Race Tempo)	(0:13.09)	(0:10.50)	(0:11.04)	(0:11.73)	(0:11.41)	(0:12.10)

Rank	TAB#	Horse	Overall Time	First 400m	Top Speed km/h (Section)	L1200	L1000	L800	L600	L400	L200		
	(BAR#)	Jockey	Margin (DT-W)	Last 600m	Fastest Section (Time)	Start - 1000	1000 - 800	800 - 600	600 - 400	400 - 200	200 - Finish		
1	10	Time Of My Life	1:09.87	0:23.59	69.7 (1000-800)	1:09.87	0:56.75 [2]	0:46.28 [1]	0:35.24 [1]	0:23.51 [1]	0:12.10 [1]		
	(6)	Angela Jones		0:35.24	1000-800 (0:10.47)	(0:13.12)	(0:10.47)	(0:11.04)	(0:11.73)	(0:11.41)	(0:12.10)		
2	11	Zoufani	1:09.88	0:23.77	70.1 (1000-800)	1:09.88	0:56.64 [4]	0:46.11 [3]	0:34.87 [3]	0:23.36 [3]	0:11.98 [3]		
	(8)	Cejay Graham	0.0L (-17)	0:34.87	1000-800 (0:10.53)	(0:13.24)	(0:10.53)	(0:11.24)	(0:11.51)	(0:11.38)	(0:11.98)		
3	5	Mercurial Lady	1:09.95	0:23.93	69.8 (1000-800)	1:09.95	0:56.69 [5]	0:46.02 [4]	0:34.78 [4]	0:23.33 [5]	0:11.94 [5]		
	(2)	Vlad Duric	0.5L (-15)	0:34.78	1000-800 (0:10.67)	(0:13.26)	(0:10.67)	(0:11.23)	(0:11.46)	(0:11.38)	(0:11.94)		
4	12	Breezin'	1:10.03	0:23.96	68.7 (1000-800)	1:10.03	0:56.76 [6]	0:46.06 [6]	0:34.82 [5]	0:23.43 [4]	0:12.23 [2]		
	(11)	Jag Guthmann-Chester	0.9L (-15)	0:34.81	1000-800 (0:10.69)	(0:13.27)	(0:10.69)	(0:11.25)	(0:11.38)	(0:11.20)	(0:12.23)		
5	8	Every Heart	1:10.15	0:23.96	68.8 (1000-800)	1:10.15	0:56.93 [3]	0:46.19 [5]	0:34.92 [6]	0:23.38 [6]	0:12.09 [6]		
	(4)	Jace McMurray	1.6L (-14)	0:34.93	1000-800 (0:10.74)	(0:13.22)	(0:10.74)	(0:11.27)	(0:11.55)	(0:11.29)	(0:12.09)		
6	14	Trevatt Court	1:10.22	0:23.66	70.1 (1000-800)	1:10.22	0:57.13 [1]	0:46.56 [2]	0:35.31 [2]	0:23.79 [2]	0:12.31 [4]		
	(10)	Taylor Marshall	2.0L (-11)	0:35.31	1000-800 (0:10.57)	(0:13.09)	(0:10.57)	(0:11.25)	(0:11.52)	(0:11.48)	(0:12.31)		
7	7	Red Defcon	1:10.22	0:24.72	67.6 (1200 - 1000)	1:10.22	0:56.31 [11]	0:45.50 [11]	0:34.37 [11]	0:23.14 [11]	0:11.99 [7]		
	(9)	Stacey Callow	2.0L (-15)	0:34.37	1000-800 (0:10.81)	(0:13.91)	(0:10.81)	(0:11.13)	(0:11.24)	(0:11.14)	(0:11.99)		
8	4	Capital Diva	1:10.23	0:24.06	70.3 (1000-800)	1:10.23	0:56.80 [7]	0:46.17 [7]	0:34.94 [7]	0:23.23 [9]	0:11.95 [9]		
	(5)	Brandon Lerena	2.1L (-5)	0:34.94	1000-800 (0:10.63)	(0:13.43)	(0:10.63)	(0:11.23)	(0:11.71)	(0:11.28)	(0:11.95)		
9	6	Pocketmoney	1:10.49	0:24.42	67.7 (1000-800)	1:10.49	0:56.77 [10]	0:46.06 [10]	0:34.97 [9]	0:23.43 [10]	0:12.22 [8]		
	(7)	Benjamin Osmond	3.6L (-13)	0:34.98	1000-800 (0:10.70)	(0:13.72)	(0:10.70)	(0:11.09)	(0:11.54)	(0:11.22)	(0:12.22)		
10	1	Acapulco Girl	1:10.56	0:24.31	68.5 (1000-800)	1:10.56	0:56.93 [9]	0:46.26 [8]	0:35.11 [8]	0:23.58 [7]	0:12.16 [10]		
	(1)	Ryan Maloney	4.0L (-18)	0:35.10	1000-800 (0:10.68)	(0:13.63)	(0:10.68)	(0:11.14)	(0:11.53)	(0:11.41)	(0:12.16)		

Scratched: Araletta (#2), Cabaletto (#3), For Better (#9)

Report Created: Wed 15 April 2026

(Note: Races are conducted over an approximate distance as close as possible to the advertised distance, and recorded data may vary accordingly. Official times refer to race times only and do not include handicap times.)

[] Position in running at each section and finish TAB# Saddle cloth number

-:-:- No data available at this section

NA No data available

DNT Did not track

BAR# Barrier/Gate Position

DNF Did not finish

DT-W Distance travelled compared to winner in metres

Fastest split

Fastest section



Doomben QLD

Race 7: LADBROKES CALCUTTA & LUNCHEON 12 JUNE Fillies & Mares Class 3 Plate - 1200m

15 April 2026 - 3:29PM

Track Rating: Good 4, Weather: Fine, Rail Position: +7m Entire Circuit



BRISBANE
RACING CLUB

Field Times	1:09.87	0:56.78	0:46.28	0:35.24	0:23.51	0:12.10
(Race Tempo)	(0:13.09)	(0:10.50)	(0:11.04)	(0:11.73)	(0:11.41)	(0:12.10)

Rank	TAB#	Horse	Overall Time	First 400m	Top Speed km/h (Section)	L1200	L1000	L800	L600	L400	L200		
	(BAR#)	Jockey	Margin (DT-W)	Last 600m	Fastest Section (Time)	Start - 1000	1000 - 800	800 - 600	600 - 400	400 - 200	200 - Finish		
11	13	Broadbeach Miss	1:10.65	0:24.35	68.2 (1000-800)	1:10.65	0:57.12 [8]	0:46.30 [9]	0:35.05 [10]	0:23.65 [8]	0:12.06 [11]		
	(3)	Ben Thompson	4.5L (-19)	0:35.05	1000-800 (0:10.82)	(0:13.53)	(0:10.82)	(0:11.25)	(0:11.40)	(0:11.59)	(0:12.06)		

Scratched: Araletta (#2), Cabaletto (#3), For Better (#9)

Report Created: Wed 15 April 2026

(Note: Races are conducted over an approximate distance as close as possible to the advertised distance, and recorded data may vary accordingly. Official times refer to race times only and do not include handicap times.)

Page 2/13

[] Position in running at each section and finish TAB# Saddle cloth number

-:--:-- No data available at this section

NA No data available

DNT Did not track

BAR# Barrier/Gate Position

DNF Did not finish

DT-W Distance travelled compared to winner in metres

Fastest split

Fastest section

data processed by TRIPLES DATA

Horse/Jockey Name	Time Of My Life/Angela Jones
Finish Rank	1
Fastest Section Time (Section)	0:10.47 (1000-800)
Top Speed [km/h] (Section)	69.7 (1000-800)
Race State	Finished



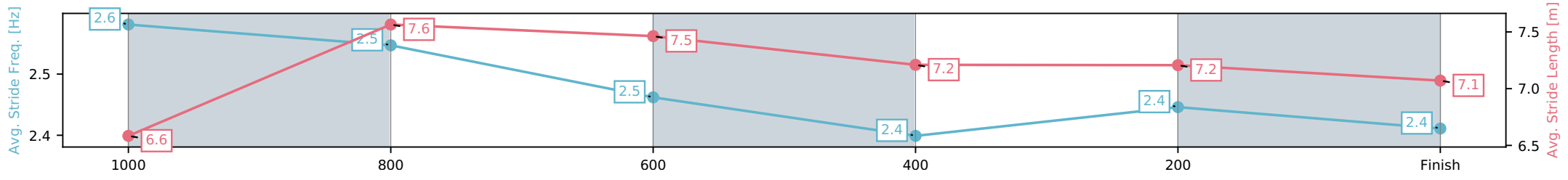
Doomben QLD --Professional-2026-04-15
 Race 7: LADBROKES CALCUTTA & LUNCHEON 12 JUNE
 Fillies & Mares Class 3 Plate - 1200m



15 April 2026 - 3:29PM

Track Rating: Good 4, Weather: Fine, Rail Position: +7m Entire Circuit

Section	L1200	L1000	L800	L600	L400	L200
Section Times	1:09.87 (0:13.12)	0:56.75 [1] (0:10.47)	0:46.28 [1] (0:11.04)	0:35.24 [1] (0:11.73)	0:23.51 [1] (0:11.41)	0:12.10 [1] (0:12.10)
Average Speed [km/h]	55.6	68.2	64.3	61.0	62.8	59.7
Top Speed [km/h]	68.2	69.7	67.4	63.0	64.0	62.8
Avg. Dist. to Rail [m]	3.5	2.4	2.4	1.1	1.7	0.6
Avg. Stride Freq. [Hz]	2.6	2.5	2.5	2.4	2.4	2.4
Avg. Stride Length [m]	6.6	7.6	7.5	7.2	7.2	7.1



[] Ranking at each section and finish
 -:-:- No data available at this section
 NA No data available

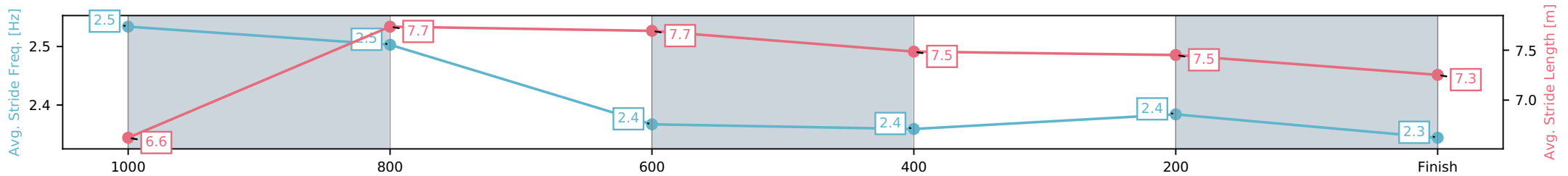
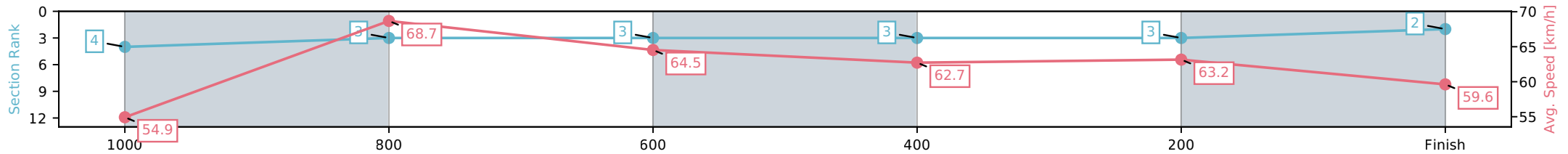
Horse/Jockey Name	Zoufani/Cejay Graham
Finish Rank	2
Fastest Section Time (Section)	0:10.53 (1000-800)
Top Speed [km/h] (Section)	70.1 (1000-800)
Race State	Finished



Doomben QLD --Professional-2026-04-15
 Race 7: LADBROKES CALCUTTA & LUNCHEON 12 JUNE
 Fillies & Mares Class 3 Plate - 1200m
 15 April 2026 - 3:29PM
 Track Rating: Good 4, Weather: Fine, Rail Position: +7m Entire Circuit



Section	L1200	L1000	L800	L600	L400	L200
Section Times	1:09.88 (0:13.24)	0:56.64 [3] (0:10.53)	0:46.11 [3] (0:11.24)	0:34.87 [3] (0:11.51)	0:23.36 [3] (0:11.38)	0:11.98 [2] (0:11.98)
Average Speed [km/h]	54.9	68.7	64.5	62.7	63.2	59.6
Top Speed [km/h]	69.9	70.1	66.6	63.8	64.0	62.1
Avg. Dist. to Rail [m]	6.3	2.2	1.3	0.5	0.6	1.8
Avg. Stride Freq. [Hz]	2.5	2.5	2.4	2.4	2.4	2.3
Avg. Stride Length [m]	6.6	7.7	7.7	7.5	7.5	7.3



- [] Ranking at each section and finish
- :-:- No data available at this section
- NA No data available

Horse/Jockey Name	Mercurial Lady/Vlad Duric
Finish Rank	3
Fastest Section Time (Section)	0:10.67 (1000-800)
Top Speed [km/h] (Section)	69.8 (1000-800)
Race State	Finished



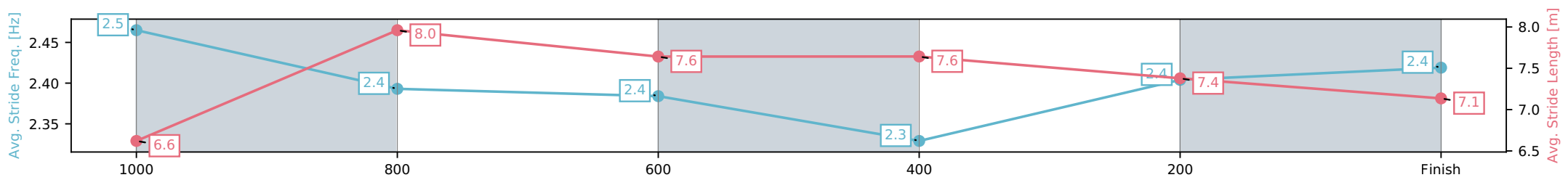
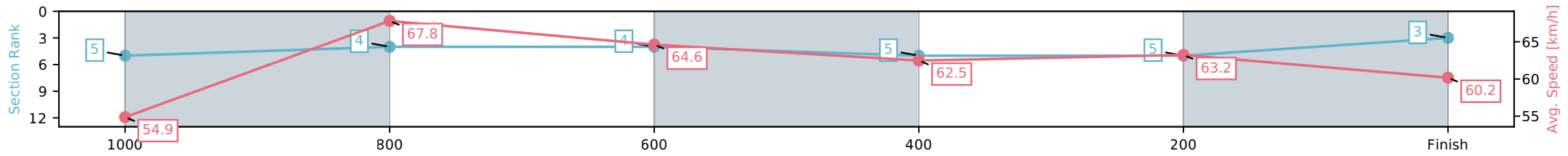
Doomben QLD --Professional-2026-04-15
 Race 7: LADBROKES CALCUTTA & LUNCHEON 12 JUNE
 Fillies & Mares Class 3 Plate - 1200m



15 April 2026 - 3:29PM

Track Rating: Good 4, Weather: Fine, Rail Position: +7m Entire Circuit

Section	L1200	L1000	L800	L600	L400	L200
Section Times	1:09.95 (0:13.26)	0:56.69 [4] (0:10.67)	0:46.02 [4] (0:11.23)	0:34.78 [5] (0:11.46)	0:23.33 [5] (0:11.38)	0:11.94 [3] (0:11.94)
Average Speed [km/h]	54.9	67.8	64.6	62.5	63.2	60.2
Top Speed [km/h]	68.3	69.8	66.9	65.6	64.2	63.5
Avg. Dist. to Rail [m]	2.0	1.4	1.6	1.0	0.6	0.4
Avg. Stride Freq. [Hz]	2.5	2.4	2.4	2.3	2.4	2.4
Avg. Stride Length [m]	6.6	8.0	7.6	7.6	7.4	7.1



[] Ranking at each section and finish
 -.-.- No data available at this section
 NA No data available

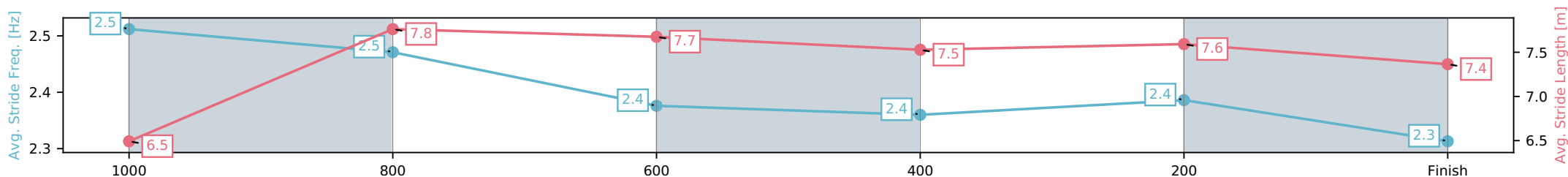
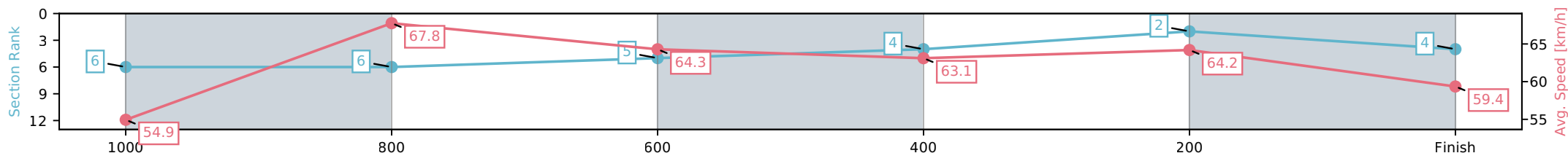
Horse/Jockey Name	Breezin'/Jag Guthmann-Chester
Finish Rank	4
Fastest Section Time (Section)	0:10.69 (1000-800)
Top Speed [km/h] (Section)	68.7 (1000-800)
Race State	Finished



Doomben QLD --Professional-2026-04-15
 Race 7: LADBROKES CALCUTTA & LUNCHEON 12 JUNE
 Fillies & Mares Class 3 Plate - 1200m
 15 April 2026 - 3:29PM
 Track Rating: Good 4, Weather: Fine, Rail Position: +7m Entire Circuit



Section	L1200	L1000	L800	L600	L400	L200
Section Times	1:10.03 (0:13.27)	0:56.76 [6] (0:10.69)	0:46.06 [5] (0:11.25)	0:34.82 [4] (0:11.38)	0:23.43 [2] (0:11.20)	0:12.23 [4] (0:12.23)
Average Speed [km/h]	54.9	67.8	64.3	63.1	64.2	59.4
Top Speed [km/h]	68.3	68.7	66.8	63.5	65.0	62.6
Avg. Dist. to Rail [m]	9.2	3.4	0.6	0.4	1.0	2.3
Avg. Stride Freq. [Hz]	2.5	2.5	2.4	2.4	2.4	2.3
Avg. Stride Length [m]	6.5	7.8	7.7	7.5	7.6	7.4



- [] Ranking at each section and finish
- :-:- No data available at this section
- NA No data available

Horse/Jockey Name	Every Heart/Jace McMurray
Finish Rank	5
Fastest Section Time (Section)	0:10.74 (1000-800)
Top Speed [km/h] (Section)	68.8 (1000-800)
Race State	Finished



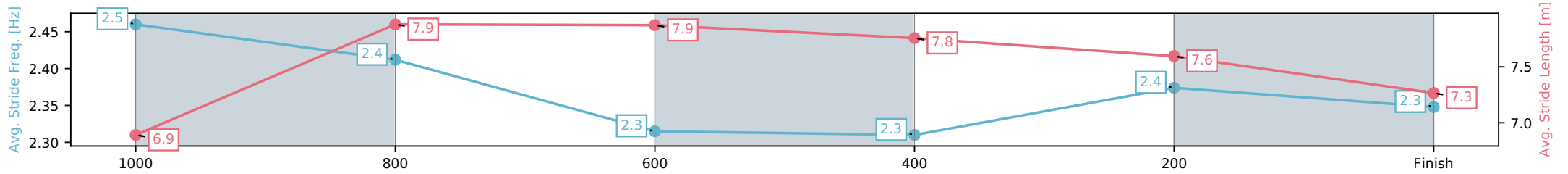
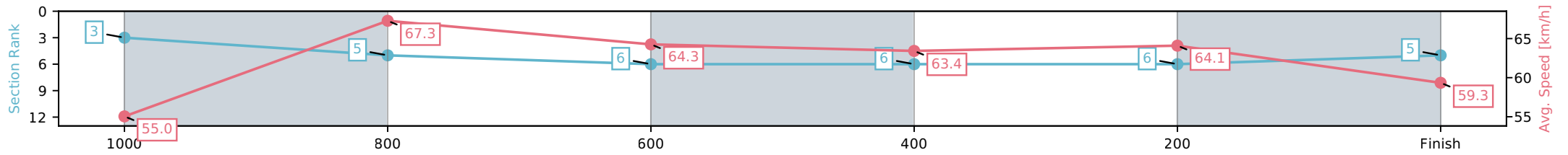
Doomben QLD --Professional-2026-04-15
 Race 7: LADBROKES CALCUTTA & LUNCHEON 12 JUNE
 Fillies & Mares Class 3 Plate - 1200m



15 April 2026 - 3:29PM

Track Rating: Good 4, Weather: Fine, Rail Position: +7m Entire Circuit

Section	L1200	L1000	L800	L600	L400	L200
Section Times	1:10.15 (0:13.22)	0:56.93 [5] (0:10.74)	0:46.19 [6] (0:11.27)	0:34.92 [6] (0:11.55)	0:23.38 [6] (0:11.29)	0:12.09 [5] (0:12.09)
Average Speed [km/h]	55.0	67.3	64.3	63.4	64.1	59.3
Top Speed [km/h]	68.5	68.8	66.3	64.7	65.9	63.0
Avg. Dist. to Rail [m]	2.5	0.6	1.6	3.1	2.3	1.6
Avg. Stride Freq. [Hz]	2.5	2.4	2.3	2.3	2.4	2.3
Avg. Stride Length [m]	6.9	7.9	7.9	7.8	7.6	7.3



[] Ranking at each section and finish
 -:-:- No data available at this section
 NA No data available

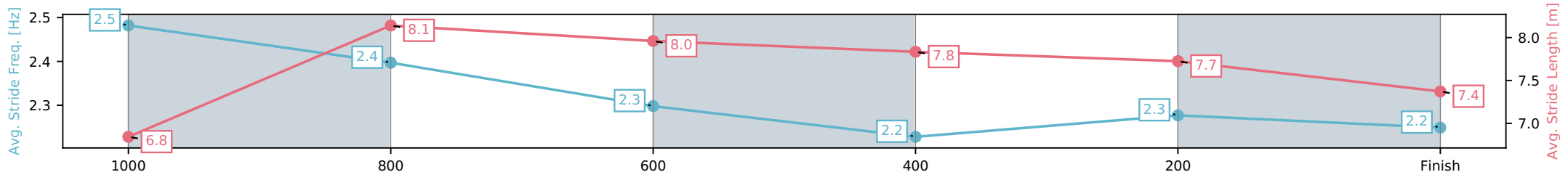
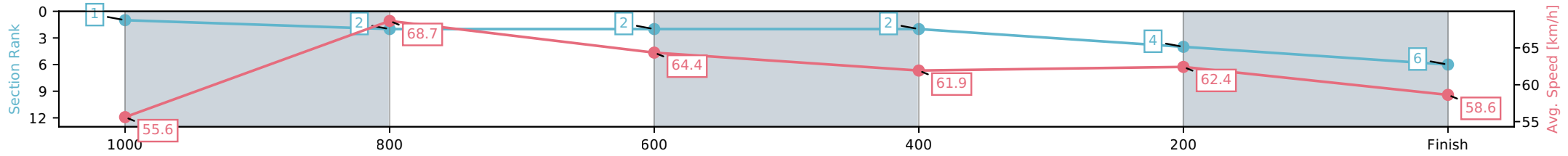
Horse/Jockey Name	Trevatt Court/Taylor Marshall
Finish Rank	6
Fastest Section Time (Section)	0:10.57 (1000-800)
Top Speed [km/h] (Section)	70.1 (1000-800)
Race State	Finished



Doomben QLD --Professional-2026-04-15
 Race 7: LADBROKES CALCUTTA & LUNCHEON 12 JUNE
 Fillies & Mares Class 3 Plate - 1200m
 15 April 2026 - 3:29PM
 Track Rating: Good 4, Weather: Fine, Rail Position: +7m Entire Circuit



Section	L1200	L1000	L800	L600	L400	L200
Section Times	1:10.22 (0:13.09)	0:57.13 [2] (0:10.57)	0:46.56 [2] (0:11.25)	0:35.31 [2] (0:11.52)	0:23.79 [4] (0:11.48)	0:12.31 [6] (0:12.31)
Average Speed [km/h]	55.6	68.7	64.4	61.9	62.4	58.6
Top Speed [km/h]	69.6	70.1	66.8	62.9	63.7	61.0
Avg. Dist. to Rail [m]	7.7	2.8	1.1	1.8	1.6	0.5
Avg. Stride Freq. [Hz]	2.5	2.4	2.3	2.2	2.3	2.2
Avg. Stride Length [m]	6.8	8.1	8.0	7.8	7.7	7.4



[] Ranking at each section and finish
 -:-:- No data available at this section
 NA No data available

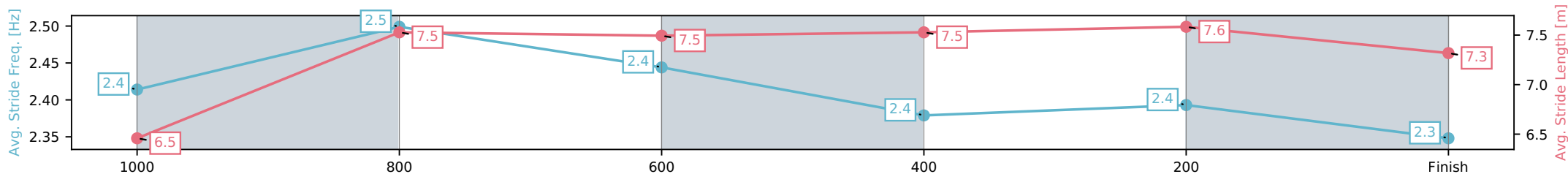
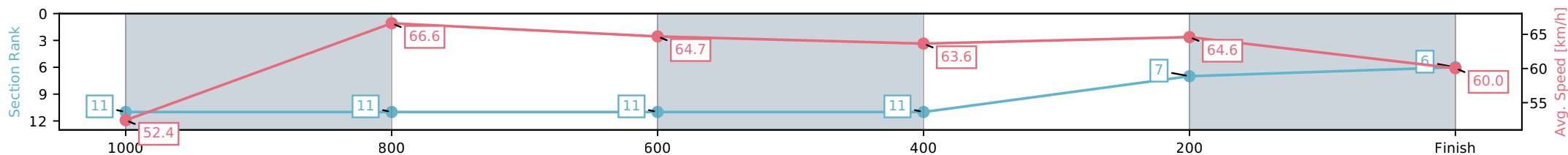
Horse/Jockey Name	Red Defcon/Stacey Callow
Finish Rank	7
Fastest Section Time (Section)	0:10.81 (1000-800)
Top Speed [km/h] (Section)	67.6 (1200 - 1000)
Race State	Finished



Doomben QLD --Professional-2026-04-15
 Race 7: LADBROKES CALCUTTA & LUNCHEON 12 JUNE
 Fillies & Mares Class 3 Plate - 1200m
 15 April 2026 - 3:29PM
 Track Rating: Good 4, Weather: Fine, Rail Position: +7m Entire Circuit



Section	L1200	L1000	L800	L600	L400	L200
Section Times	1:10.22 (0:13.91)	0:56.31 [11] (0:10.81)	0:45.50 [11] (0:11.13)	0:34.37 [11] (0:11.24)	0:23.14 [7] (0:11.14)	0:11.99 [6] (0:11.99)
Average Speed [km/h]	52.4	66.6	64.7	63.6	64.6	60.0
Top Speed [km/h]	67.6	67.2	65.9	64.9	66.5	64.4
Avg. Dist. to Rail [m]	4.3	0.4	0.3	1.0	1.4	3.7
Avg. Stride Freq. [Hz]	2.4	2.5	2.4	2.4	2.4	2.3
Avg. Stride Length [m]	6.5	7.5	7.5	7.5	7.6	7.3



- [] Ranking at each section and finish
- :-:- No data available at this section
- NA No data available

Horse/Jockey Name	Capital Diva/Brandon Lerena
Finish Rank	8
Fastest Section Time (Section)	0:10.63 (1000-800)
Top Speed [km/h] (Section)	70.3 (1000-800)
Race State	Finished



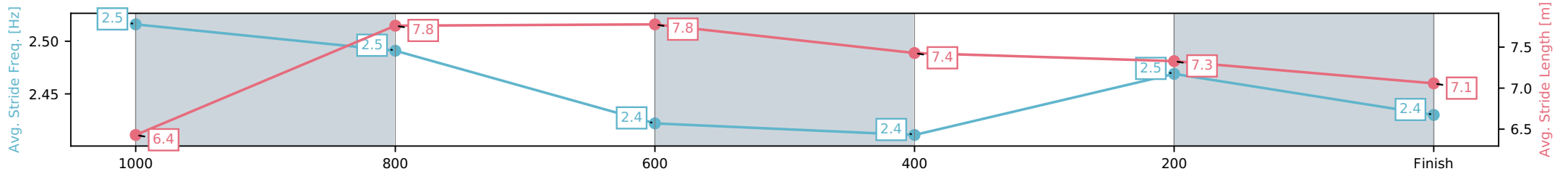
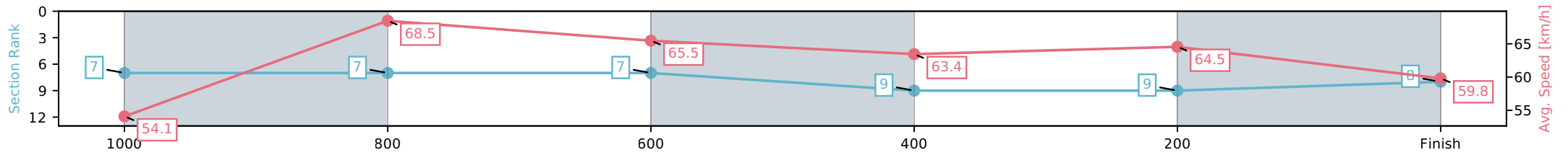
Doomben QLD --Professional-2026-04-15
 Race 7: LADBROKES CALCUTTA & LUNCHEON 12 JUNE
 Fillies & Mares Class 3 Plate - 1200m



15 April 2026 - 3:29PM

Track Rating: Good 4, Weather: Fine, Rail Position: +7m Entire Circuit

Section	L1200	L1000	L800	L600	L400	L200
Section Times	1:10.23 (0:13.43)	0:56.80 [7] (0:10.63)	0:46.17 [7] (0:11.23)	0:34.94 [9] (0:11.71)	0:23.23 [9] (0:11.28)	0:11.95 [8] (0:11.95)
Average Speed [km/h]	54.1	68.5	65.5	63.4	64.5	59.8
Top Speed [km/h]	67.9	70.3	67.3	64.5	65.6	63.6
Avg. Dist. to Rail [m]	4.8	2.9	4.9	5.9	5.9	7.0
Avg. Stride Freq. [Hz]	2.5	2.5	2.4	2.4	2.5	2.4
Avg. Stride Length [m]	6.4	7.8	7.8	7.4	7.3	7.1



[] Ranking at each section and finish
 -:-:- No data available at this section
 NA No data available

Horse/Jockey Name	Pocketmoney/Benjamin Osmond
Finish Rank	9
Fastest Section Time (Section)	0:10.70 (1000-800)
Top Speed [km/h] (Section)	67.7 (1000-800)
Race State	Finished



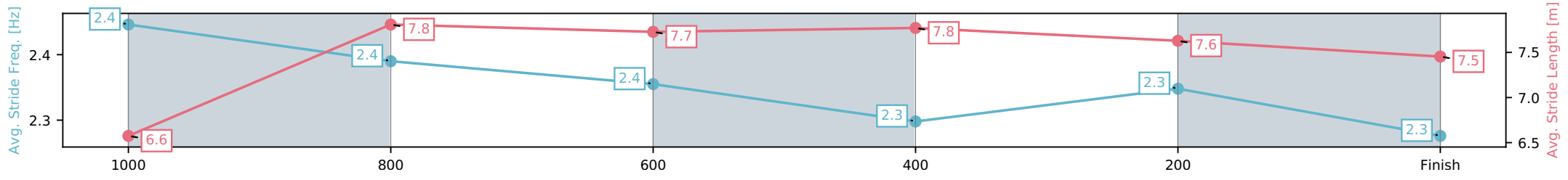
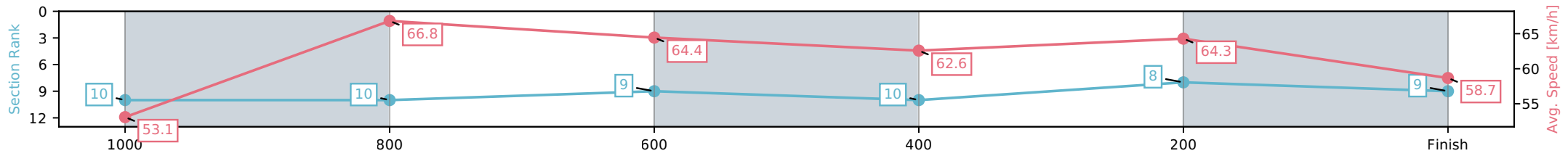
Doomben QLD --Professional-2026-04-15
 Race 7: LADBROKES CALCUTTA & LUNCHEON 12 JUNE
 Fillies & Mares Class 3 Plate - 1200m



15 April 2026 - 3:29PM

Track Rating: Good 4, Weather: Fine, Rail Position: +7m Entire Circuit

Section	L1200	L1000	L800	L600	L400	L200
Section Times	1:10.49 (0:13.72)	0:56.77 [10] (0:10.70)	0:46.06 [9] (0:11.09)	0:34.97 [10] (0:11.54)	0:23.43 [8] (0:11.22)	0:12.22 [9] (0:12.22)
Average Speed [km/h]	53.1	66.8	64.4	62.6	64.3	58.7
Top Speed [km/h]	64.3	67.7	65.9	64.7	66.0	64.6
Avg. Dist. to Rail [m]	4.1	2.4	1.0	0.5	1.5	3.4
Avg. Stride Freq. [Hz]	2.4	2.4	2.4	2.3	2.3	2.3
Avg. Stride Length [m]	6.6	7.8	7.7	7.8	7.6	7.5



[] Ranking at each section and finish
 -:-:- No data available at this section
 NA No data available

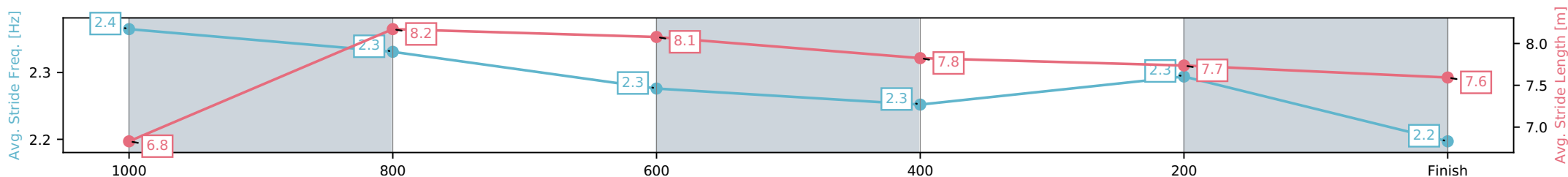
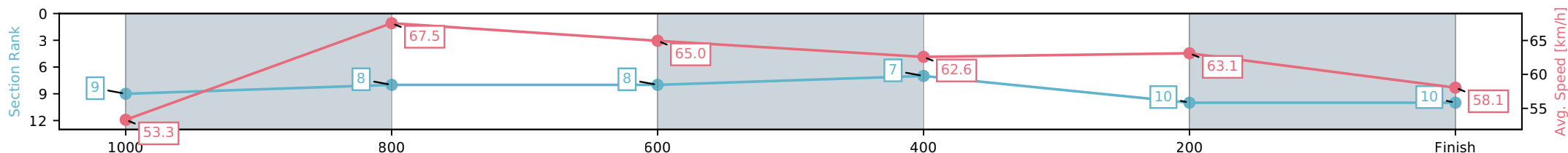
Horse/Jockey Name	Acapulco Girl/Ryan Maloney
Finish Rank	10
Fastest Section Time (Section)	0:10.68 (1000-800)
Top Speed [km/h] (Section)	68.5 (1000-800)
Race State	Finished



Doomben QLD --Professional-2026-04-15
 Race 7: LADBROKES CALCUTTA & LUNCHEON 12 JUNE
 Fillies & Mares Class 3 Plate - 1200m
 15 April 2026 - 3:29PM
 Track Rating: Good 4, Weather: Fine, Rail Position: +7m Entire Circuit



Section	L1200	L1000	L800	L600	L400	L200
Section Times	1:10.56 (0:13.63)	0:56.93 [8] (0:10.68)	0:46.26 [8] (0:11.14)	0:35.11 [7] (0:11.53)	0:23.58 [10] (0:11.41)	0:12.16 [10] (0:12.16)
Average Speed [km/h]	53.3	67.5	65.0	62.6	63.1	58.1
Top Speed [km/h]	68.0	68.5	66.2	64.2	64.2	62.0
Avg. Dist. to Rail [m]	0.9	0.5	1.1	1.0	0.7	2.8
Avg. Stride Freq. [Hz]	2.4	2.3	2.3	2.3	2.3	2.2
Avg. Stride Length [m]	6.8	8.2	8.1	7.8	7.7	7.6



- [] Ranking at each section and finish
- :-:- No data available at this section
- NA No data available

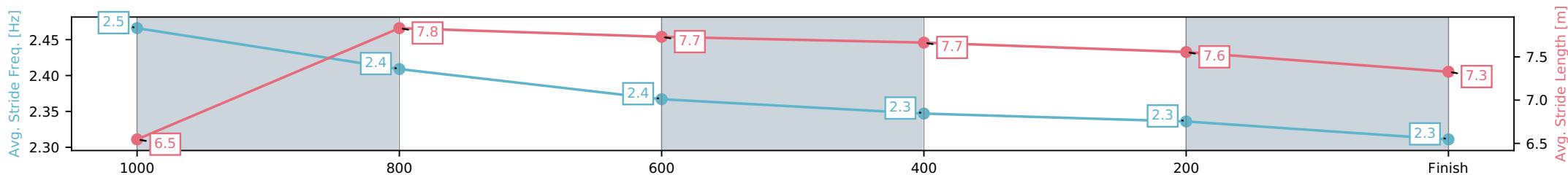
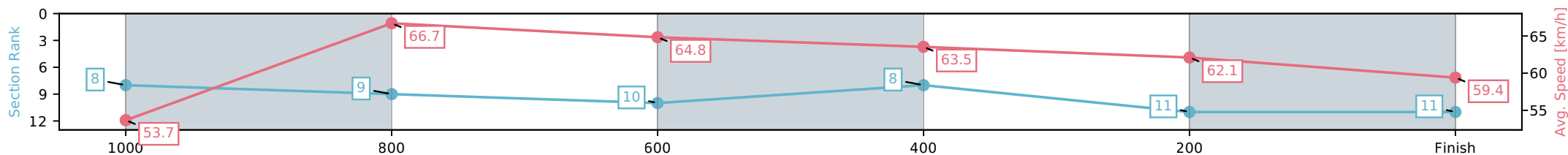
Horse/Jockey Name	Broadbeach Miss/Ben Thompson
Finish Rank	11
Fastest Section Time (Section)	0:10.82 (1000-800)
Top Speed [km/h] (Section)	68.2 (1000-800)
Race State	Finished



Doomben QLD --Professional-2026-04-15
 Race 7: LADBROKES CALCUTTA & LUNCHEON 12 JUNE
 Fillies & Mares Class 3 Plate - 1200m
 15 April 2026 - 3:29PM
 Track Rating: Good 4, Weather: Fine, Rail Position: +7m Entire Circuit



Section	L1200	L1000	L800	L600	L400	L200
Section Times	1:10.65 (0:13.53)	0:57.12 [9] (0:10.82)	0:46.30 [10] (0:11.25)	0:35.05 [8] (0:11.40)	0:23.65 [11] (0:11.59)	0:12.06 [11] (0:12.06)
Average Speed [km/h]	53.7	66.7	64.8	63.5	62.1	59.4
Top Speed [km/h]	67.2	68.2	66.1	64.8	63.0	60.9
Avg. Dist. to Rail [m]	1.7	0.6	2.3	1.3	1.3	5.6
Avg. Stride Freq. [Hz]	2.5	2.4	2.4	2.3	2.3	2.3
Avg. Stride Length [m]	6.5	7.8	7.7	7.7	7.6	7.3



- [] Ranking at each section and finish
- :-:- No data available at this section
- NA No data available



Doomben QLD

Race 8: MULLINS LAWYERS Colts, Geldings & Entires Class 3 Plate - 1200m

15 April 2026 - 4:03PM

Track Rating: Good 4, Weather: Fine, Rail Position: +7m Entire Circuit



BRISBANE RACING CLUB

Field Times	1:09.51	0:56.21	0:45.20	0:33.89	0:22.75	0:11.67
(Race Tempo)	(0:13.30)	(0:11.01)	(0:11.32)	(0:11.14)	(0:11.07)	(0:11.67)

Rank	TAB#	Horse	Overall Time	First 400m	Top Speed km/h (Section)	L1200	L1000	L800	L600	L400	L200		
	(BAR#)	Jockey	Margin (DT-W)	Last 600m	Fastest Section (Time)	Start - 1000	1000 - 800	800 - 600	600 - 400	400 - 200	200 - Finish		
1	9	Let'sfacethemusic	1:09.51	0:24.30	67.9 (1200 - 1000)	1:09.51	0:56.21 [1]	0:45.20 [1]	0:33.89 [1]	0:22.75 [1]	0:11.67 [1]		
	(10)	Gary Geran		0:33.88	1000-800 (0:11.00)	(0:13.30)	(0:11.00)	(0:11.32)	(0:11.14)	(0:11.07)	(0:11.67)		
2	7	Dark Arts	1:10.03	0:25.44	67.8 (400-200)	1:10.03	0:55.73 [9]	0:44.59 [8]	0:33.54 [8]	0:22.42 [8]	0:11.64 [6]		
	(2)	Ben Thompson	3.0L (-8)	0:33.54	400-200 (0:10.77)	(0:14.30)	(0:11.14)	(0:11.05)	(0:11.13)	(0:10.77)	(0:11.64)		
3	10	Robrick	1:10.12	0:24.62	67.7 (1200 - 1000)	1:10.12	0:56.53 [3]	0:45.50 [3]	0:34.17 [3]	0:22.98 [3]	0:12.03 [3]		
	(6)	Vlad Duric	3.6L (-9)	0:34.17	400-200 (0:10.95)	(0:13.59)	(0:11.03)	(0:11.32)	(0:11.19)	(0:10.95)	(0:12.03)		
4	5	Blazing Harry	1:10.17	0:24.85	65.9 (400-200)	1:10.17	0:56.42 [4]	0:45.32 [4]	0:34.15 [4]	0:23.01 [4]	0:11.95 [4]		
	(4)	Kyle Wilson-Taylor	3.9L (-5)	0:34.15	400-200 (0:11.06)	(0:13.75)	(0:11.10)	(0:11.16)	(0:11.14)	(0:11.06)	(0:11.95)		
5	4	Rhuvaal	1:10.32	0:25.27	68.0 (400-200)	1:10.32	0:56.16 [7]	0:45.04 [7]	0:33.93 [7]	0:22.78 [7]	0:11.94 [5]		
	(5)	Dylan Turner	4.8L (-8)	0:33.94	400-200 (0:10.84)	(0:14.16)	(0:11.11)	(0:11.11)	(0:11.16)	(0:10.84)	(0:11.94)		
6	6	Climactic	1:10.35	0:24.45	67.9 (1000-800)	1:10.35	0:56.85 [2]	0:45.90 [2]	0:34.64 [2]	0:23.48 [2]	0:12.36 [2]		
	(7)	Corey Sutherland	5.0L (-13)	0:34.65	1000-800 (0:10.95)	(0:13.50)	(0:10.95)	(0:11.26)	(0:11.16)	(0:11.13)	(0:12.36)		
7	2	Heman	1:10.49	0:25.55	67.0 (400-200)	1:10.49	0:56.26 [8]	0:44.94 [9]	0:33.87 [9]	0:22.66 [9]	0:11.84 [8]		
	(8)	Martin Harley	5.8L (-13)	0:33.87	400-200 (0:10.83)	(0:14.23)	(0:11.32)	(0:11.07)	(0:11.20)	(0:10.83)	(0:11.84)		
8	3	I'm Zac	1:10.62	0:25.19	66.3 (1000-800)	1:10.62	0:56.49 [6]	0:45.43 [6]	0:34.26 [6]	0:23.09 [6]	0:11.94 [9]		
	(1)	Daniel Moor	6.5L (-10)	0:34.27	1000-800 (0:11.06)	(0:14.13)	(0:11.06)	(0:11.17)	(0:11.17)	(0:11.16)	(0:11.94)		
9	11	Star Rapper	1:10.67	0:24.91	66.7 (1200 - 1000)	1:10.67	0:56.90 [5]	0:45.76 [5]	0:34.48 [5]	0:23.33 [5]	0:12.16 [7]		
	(9)	Jake Bayliss	6.8L (-13)	0:34.48	1000-800 (0:11.13)	(0:13.78)	(0:11.13)	(0:11.28)	(0:11.15)	(0:11.17)	(0:12.16)		
10	1	Hazey Hill	1:11.42	0:25.71	65.4 (800-600)	1:11.42	0:56.91 [10]	0:45.71 [10]	0:34.61 [10]	0:23.24 [10]	0:11.96 [10]		
	(3)	Taylor Marshall	11.2L (-14)	0:34.61	800-600 (0:11.10)	(0:14.51)	(0:11.20)	(0:11.10)	(0:11.37)	(0:11.28)	(0:11.96)		

Scratched: Gambino (#8), Superhero (#12), Braveheart (#13), Ikasara (#14)

Report Created: Wed 15 April 2026

(Note: Races are conducted over an approximate distance as close as possible to the advertised distance, and recorded data may vary accordingly. Official times refer to race times only and do not include handicap times.)

[] Position in running at each section and finish TAB# Saddle cloth number

-:--:-- No data available at this section

NA No data available

DNT Did not track

BAR# Barrier/Gate Position

DNF Did not finish

DT-W Distance travelled compared to winner in metres

Fastest split

Fastest section

Horse/Jockey Name	Let'sfacethemusic/Gary Geran
Finish Rank	1
Fastest Section Time (Section)	0:11.00 (1000-800)
Top Speed [km/h] (Section)	67.9 (1200 - 1000)
Race State	Finished



Doomben QLD --Professional-2026-04-15

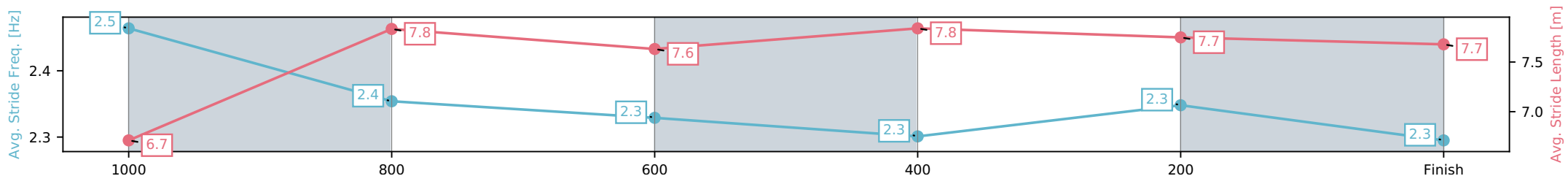
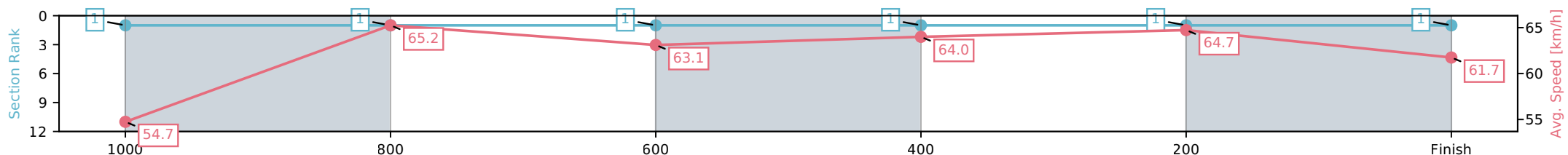
Race 8: MULLINS LAWYERS Colts, Geldings & Entires Class 3 Plate - 1200m

15 April 2026 - 4:03PM

Track Rating: Good 4, Weather: Fine, Rail Position: +7m Entire Circuit



Section	L1200	L1000	L800	L600	L400	L200
Section Times	1:09.51 (0:13.30)	0:56.21 [1] (0:11.00)	0:45.20 [1] (0:11.32)	0:33.89 [1] (0:11.14)	0:22.75 [1] (0:11.07)	0:11.67 [1] (0:11.67)
Average Speed [km/h]	54.7	65.2	63.1	64.0	64.7	61.7
Top Speed [km/h]	67.9	67.3	64.1	64.3	65.2	64.1
Avg. Dist. to Rail [m]	6.3	0.7	2.0	1.9	1.4	2.7
Avg. Stride Freq. [Hz]	2.5	2.4	2.3	2.3	2.3	2.3
Avg. Stride Length [m]	6.7	7.8	7.6	7.8	7.7	7.7



- [] Ranking at each section and finish
- :-:- No data available at this section
- NA No data available

Horse/Jockey Name	Dark Arts/Ben Thompson
Finish Rank	2
Fastest Section Time (Section)	0:10.77 (400-200)
Top Speed [km/h] (Section)	67.8 (400-200)
Race State	Finished



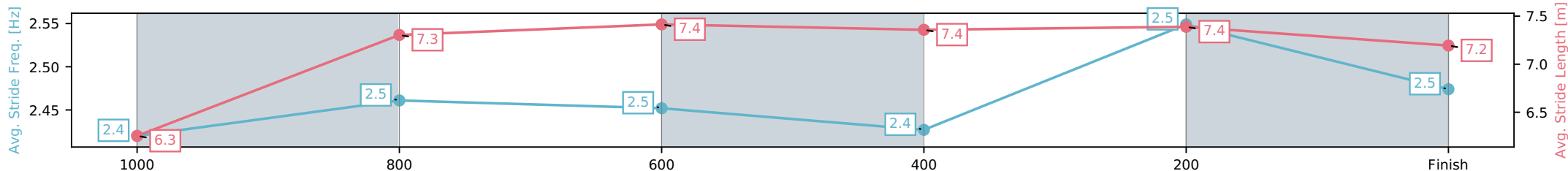
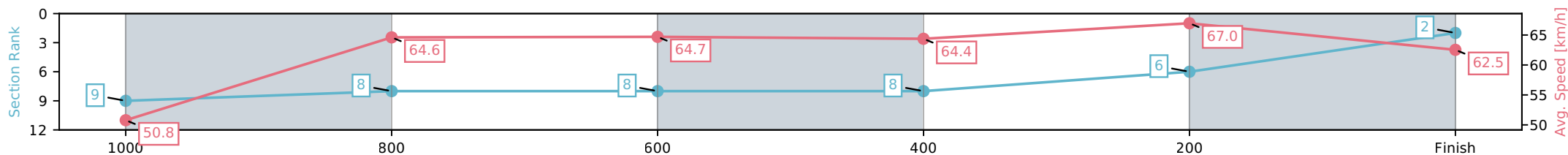
Doomben QLD --Professional-2026-04-15
 Race 8: MULLINS LAWYERS Colts, Geldings & Entires Class 3
 Plate - 1200m



15 April 2026 - 4:03PM

Track Rating: Good 4, Weather: Fine, Rail Position: +7m Entire Circuit

Section	L1200	L1000	L800	L600	L400	L200
Section Times	1:10.03 (0:14.30)	0:55.73 [8] (0:11.14)	0:44.59 [8] (0:11.05)	0:33.54 [8] (0:11.13)	0:22.42 [6] (0:10.77)	0:11.64 [2] (0:11.64)
Average Speed [km/h]	50.8	64.6	64.7	64.4	67.0	62.5
Top Speed [km/h]	64.6	65.3	65.4	65.8	67.8	65.6
Avg. Dist. to Rail [m]	1.4	0.8	1.2	0.8	1.3	0.7
Avg. Stride Freq. [Hz]	2.4	2.5	2.5	2.4	2.5	2.5
Avg. Stride Length [m]	6.3	7.3	7.4	7.4	7.4	7.2



- [] Ranking at each section and finish
- :-:- No data available at this section
- NA No data available

Horse/Jockey Name	Robrick/Vlad Duric
Finish Rank	3
Fastest Section Time (Section)	0:10.95 (400-200)
Top Speed [km/h] (Section)	67.7 (1200 - 1000)
Race State	Finished



Doomben QLD --Professional-2026-04-15

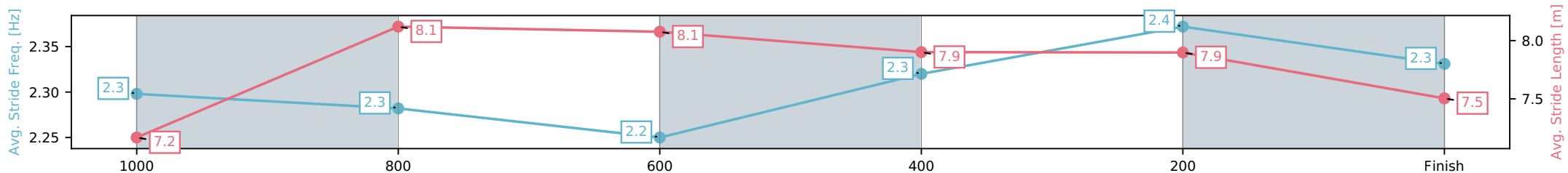
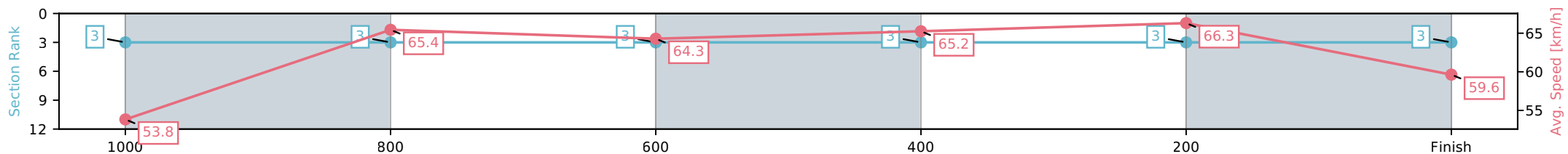
Race 8: MULLINS LAWYERS Colts, Geldings & Entires Class 3 Plate - 1200m

15 April 2026 - 4:03PM

Track Rating: Good 4, Weather: Fine, Rail Position: +7m Entire Circuit



Section	L1200	L1000	L800	L600	L400	L200
Section Times	1:10.12 (0:13.59)	0:56.53 [3] (0:11.03)	0:45.50 [3] (0:11.32)	0:34.17 [3] (0:11.19)	0:22.98 [3] (0:10.95)	0:12.03 [3] (0:12.03)
Average Speed [km/h]	53.8	65.4	64.3	65.2	66.3	59.6
Top Speed [km/h]	67.7	67.5	65.4	67.3	67.5	64.5
Avg. Dist. to Rail [m]	4.0	0.6	2.2	2.7	4.9	8.2
Avg. Stride Freq. [Hz]	2.3	2.3	2.2	2.3	2.4	2.3
Avg. Stride Length [m]	7.2	8.1	8.1	7.9	7.9	7.5



- [] Ranking at each section and finish
- :-:- No data available at this section
- NA No data available

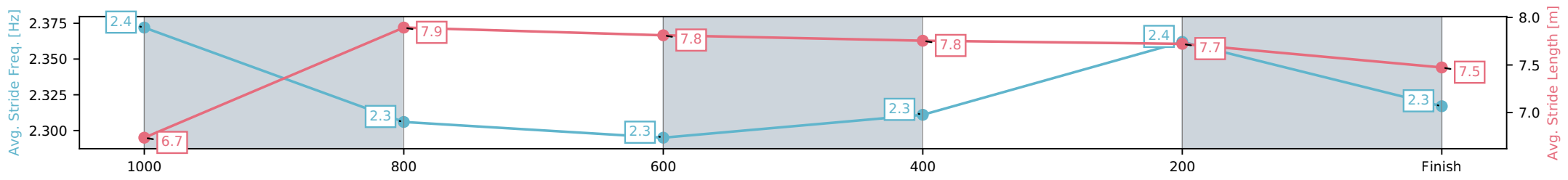
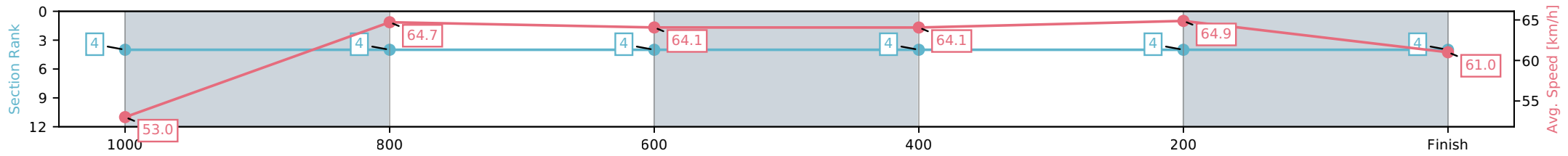
Horse/Jockey Name	Blazing Harry/Kyle Wilson-Taylor
Finish Rank	4
Fastest Section Time (Section)	0:11.06 (400-200)
Top Speed [km/h] (Section)	65.9 (400-200)
Race State	Finished



Doomben QLD --Professional-2026-04-15
 Race 8: MULLINS LAWYERS Colts, Geldings & Entires Class 3
 Plate - 1200m
 15 April 2026 - 4:03PM
 Track Rating: Good 4, Weather: Fine, Rail Position: +7m Entire Circuit



Section	L1200	L1000	L800	L600	L400	L200
Section Times	1:10.17 (0:13.75)	0:56.42 [4] (0:11.10)	0:45.32 [4] (0:11.16)	0:34.15 [4] (0:11.14)	0:23.01 [4] (0:11.06)	0:11.95 [4] (0:11.95)
Average Speed [km/h]	53.0	64.7	64.1	64.1	64.9	61.0
Top Speed [km/h]	65.9	65.6	64.8	64.8	65.9	63.9
Avg. Dist. to Rail [m]	2.3	0.4	1.4	1.5	1.6	2.1
Avg. Stride Freq. [Hz]	2.4	2.3	2.3	2.3	2.4	2.3
Avg. Stride Length [m]	6.7	7.9	7.8	7.8	7.7	7.5



[] Ranking at each section and finish
 -:-:- No data available at this section
 NA No data available

Horse/Jockey Name	Rhuvaal/Dylan Turner
Finish Rank	5
Fastest Section Time (Section)	0:10.84 (400-200)
Top Speed [km/h] (Section)	68.0 (400-200)
Race State	Finished



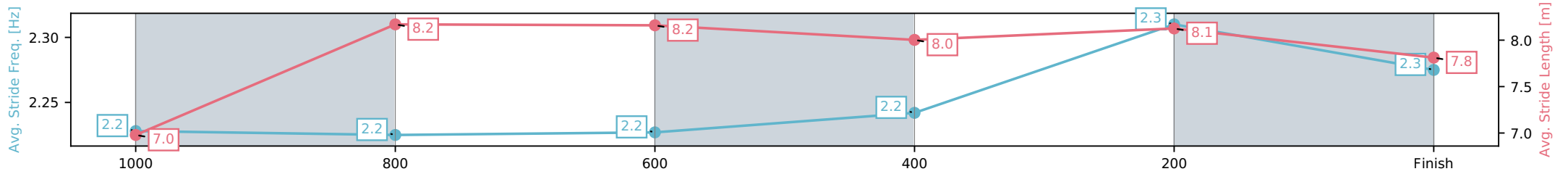
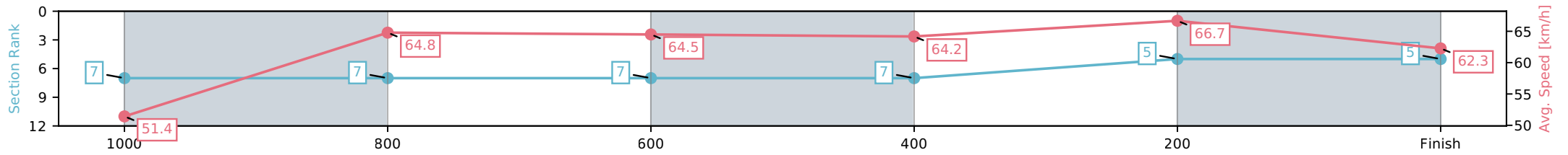
Doomben QLD --Professional-2026-04-15
 Race 8: MULLINS LAWYERS Colts, Geldings & Entires Class 3
 Plate - 1200m



15 April 2026 - 4:03PM

Track Rating: Good 4, Weather: Fine, Rail Position: +7m Entire Circuit

Section	L1200	L1000	L800	L600	L400	L200
Section Times	1:10.32 (0:14.16)	0:56.16 [7] (0:11.11)	0:45.04 [7] (0:11.11)	0:33.93 [7] (0:11.16)	0:22.78 [5] (0:10.84)	0:11.94 [5] (0:11.94)
Average Speed [km/h]	51.4	64.8	64.5	64.2	66.7	62.3
Top Speed [km/h]	65.3	65.7	64.8	65.3	68.0	65.5
Avg. Dist. to Rail [m]	2.9	0.9	1.3	1.4	3.9	5.1
Avg. Stride Freq. [Hz]	2.2	2.2	2.2	2.2	2.3	2.3
Avg. Stride Length [m]	7.0	8.2	8.2	8.0	8.1	7.8



[] Ranking at each section and finish
 -:-:- No data available at this section
 NA No data available

Horse/Jockey Name	Climactic/Corey Sutherland
Finish Rank	6
Fastest Section Time (Section)	0:10.95 (1000-800)
Top Speed [km/h] (Section)	67.9 (1000-800)
Race State	Finished



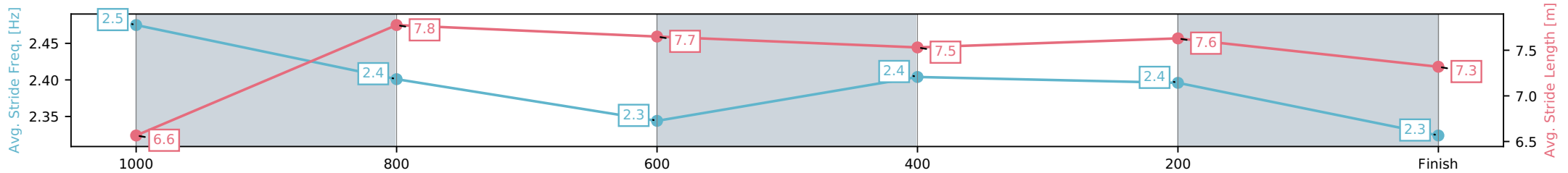
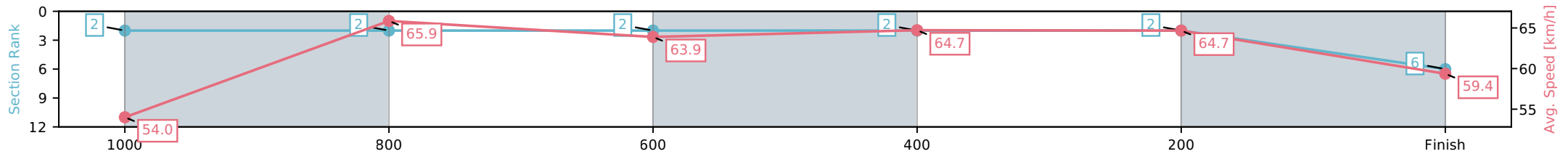
Doomben QLD --Professional-2026-04-15
 Race 8: MULLINS LAWYERS Colts, Geldings & Entires Class 3
 Plate - 1200m



15 April 2026 - 4:03PM

Track Rating: Good 4, Weather: Fine, Rail Position: +7m Entire Circuit

Section	L1200	L1000	L800	L600	L400	L200
Section Times	1:10.35 (0:13.50)	0:56.85 [2] (0:10.95)	0:45.90 [2] (0:11.26)	0:34.64 [2] (0:11.16)	0:23.48 [2] (0:11.13)	0:12.36 [6] (0:12.36)
Average Speed [km/h]	54.0	65.9	63.9	64.7	64.7	59.4
Top Speed [km/h]	67.3	67.9	64.9	66.5	65.6	63.1
Avg. Dist. to Rail [m]	4.4	1.2	0.3	0.6	0.9	0.9
Avg. Stride Freq. [Hz]	2.5	2.4	2.3	2.4	2.4	2.3
Avg. Stride Length [m]	6.6	7.8	7.7	7.5	7.6	7.3



[] Ranking at each section and finish
 -:-:- No data available at this section
 NA No data available

Horse/Jockey Name	Heman/Martin Harley
Finish Rank	7
Fastest Section Time (Section)	0:10.83 (400-200)
Top Speed [km/h] (Section)	67.0 (400-200)
Race State	Finished



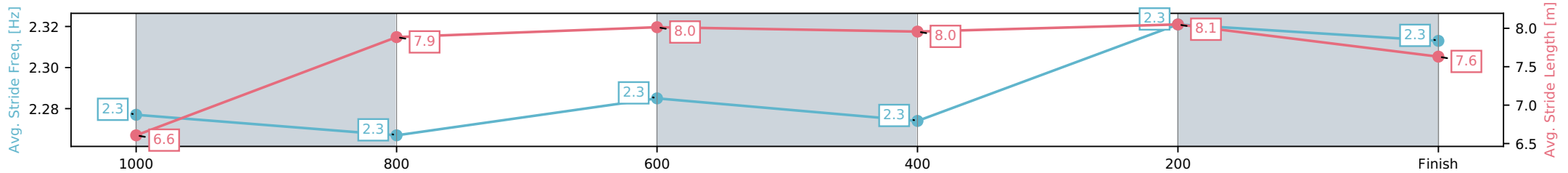
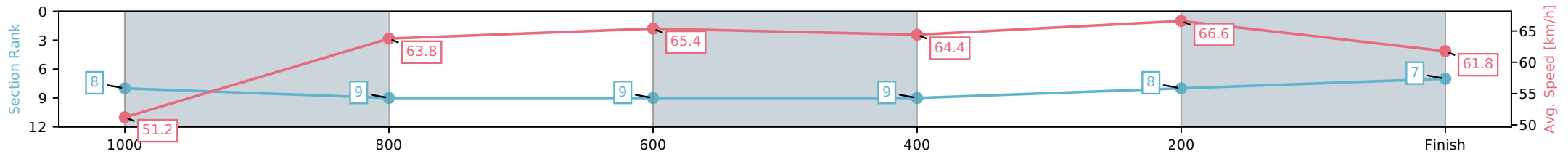
Doomben QLD --Professional-2026-04-15
 Race 8: MULLINS LAWYERS Colts, Geldings & Entires Class 3
 Plate - 1200m



15 April 2026 - 4:03PM

Track Rating: Good 4, Weather: Fine, Rail Position: +7m Entire Circuit

Section	L1200	L1000	L800	L600	L400	L200
Section Times	1:10.49 (0:14.23)	0:56.26 [9] (0:11.32)	0:44.94 [9] (0:11.07)	0:33.87 [9] (0:11.20)	0:22.66 [8] (0:10.83)	0:11.84 [7] (0:11.84)
Average Speed [km/h]	51.2	63.8	65.4	64.4	66.6	61.8
Top Speed [km/h]	64.0	64.6	66.1	66.1	67.0	65.7
Avg. Dist. to Rail [m]	5.3	1.5	1.1	0.5	2.8	5.1
Avg. Stride Freq. [Hz]	2.3	2.3	2.3	2.3	2.3	2.3
Avg. Stride Length [m]	6.6	7.9	8.0	8.0	8.1	7.6



- [] Ranking at each section and finish
- :-:- No data available at this section
- NA No data available

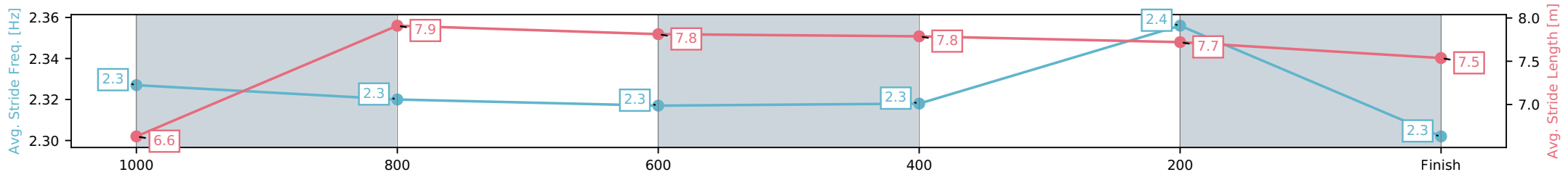
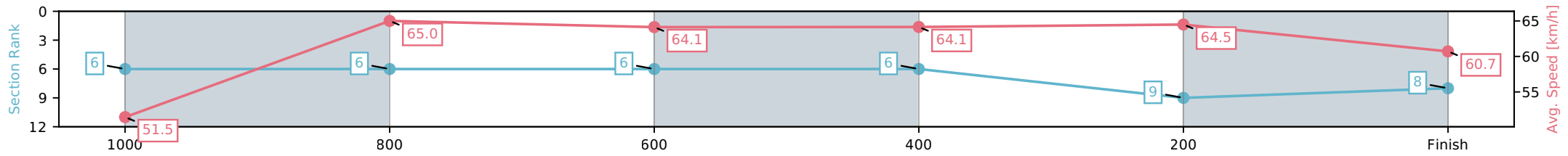
Horse/Jockey Name	I'm Zac/Daniel Moor
Finish Rank	8
Fastest Section Time (Section)	0:11.06 (1000-800)
Top Speed [km/h] (Section)	66.3 (1000-800)
Race State	Finished



Doomben QLD --Professional-2026-04-15
 Race 8: MULLINS LAWYERS Colts, Geldings & Entires Class 3
 Plate - 1200m
 15 April 2026 - 4:03PM
 Track Rating: Good 4, Weather: Fine, Rail Position: +7m Entire Circuit



Section	L1200	L1000	L800	L600	L400	L200
Section Times	1:10.62 (0:14.13)	0:56.49 [6] (0:11.06)	0:45.43 [6] (0:11.17)	0:34.26 [6] (0:11.17)	0:23.09 [9] (0:11.16)	0:11.94 [8] (0:11.94)
Average Speed [km/h]	51.5	65.0	64.1	64.1	64.5	60.7
Top Speed [km/h]	65.3	66.3	64.9	64.5	65.2	64.0
Avg. Dist. to Rail [m]	0.7	0.3	0.9	1.0	0.7	0.7
Avg. Stride Freq. [Hz]	2.3	2.3	2.3	2.3	2.4	2.3
Avg. Stride Length [m]	6.6	7.9	7.8	7.8	7.7	7.5



[] Ranking at each section and finish
 -:-:- No data available at this section
 NA No data available

Horse/Jockey Name	Star Rapper/Jake Bayliss
Finish Rank	9
Fastest Section Time (Section)	0:11.13 (1000-800)
Top Speed [km/h] (Section)	66.7 (1200 - 1000)
Race State	Finished



Doomben QLD --Professional-2026-04-15

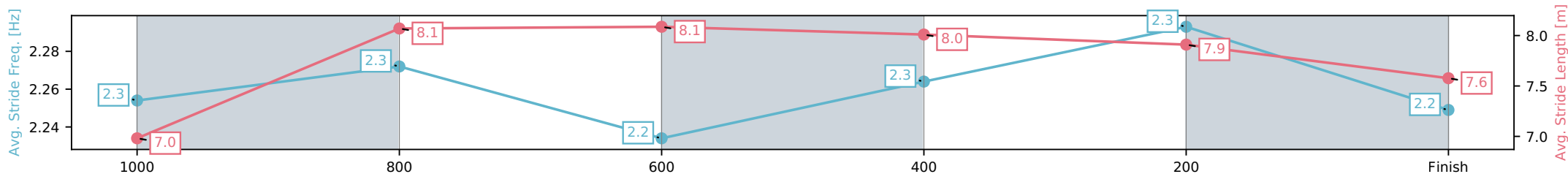
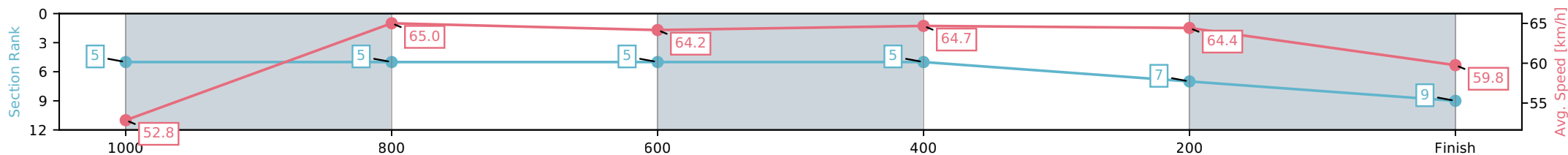
Race 8: MULLINS LAWYERS Colts, Geldings & Entires Class 3 Plate - 1200m

15 April 2026 - 4:03PM

Track Rating: Good 4, Weather: Fine, Rail Position: +7m Entire Circuit



Section	L1200	L1000	L800	L600	L400	L200
Section Times	1:10.67 (0:13.78)	0:56.90 [5] (0:11.13)	0:45.76 [5] (0:11.28)	0:34.48 [5] (0:11.15)	0:23.33 [7] (0:11.17)	0:12.16 [9] (0:12.16)
Average Speed [km/h]	52.8	65.0	64.2	64.7	64.4	59.8
Top Speed [km/h]	66.7	66.5	64.9	65.2	65.9	61.9
Avg. Dist. to Rail [m]	6.6	1.7	1.1	0.4	2.0	3.2
Avg. Stride Freq. [Hz]	2.3	2.3	2.2	2.3	2.3	2.2
Avg. Stride Length [m]	7.0	8.1	8.1	8.0	7.9	7.6



- [] Ranking at each section and finish
- :-:- No data available at this section
- NA No data available

Horse/Jockey Name	Hazy Hill/Taylor Marshall
Finish Rank	10
Fastest Section Time (Section)	0:11.10 (800-600)
Top Speed [km/h] (Section)	65.4 (800-600)
Race State	Finished



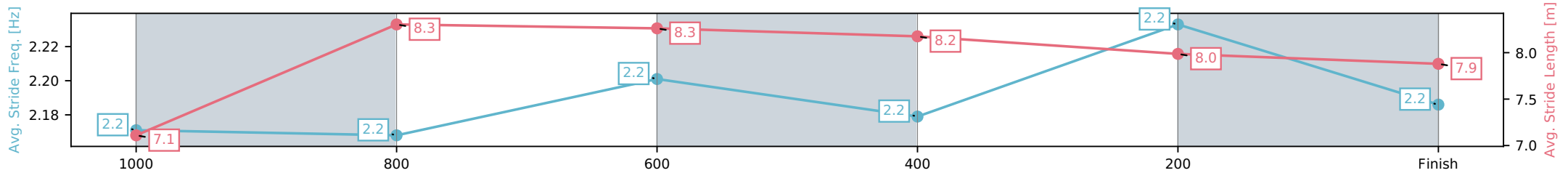
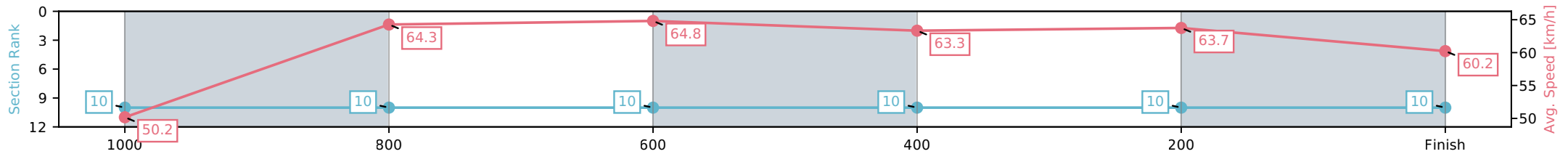
Doomben QLD --Professional-2026-04-15
 Race 8: MULLINS LAWYERS Colts, Geldings & Entires Class 3
 Plate - 1200m



15 April 2026 - 4:03PM

Track Rating: Good 4, Weather: Fine, Rail Position: +7m Entire Circuit

Section	L1200	L1000	L800	L600	L400	L200
Section Times	1:11.42 (0:14.51)	0:56.91 [10] (0:11.20)	0:45.71 [10] (0:11.10)	0:34.61 [10] (0:11.37)	0:23.24 [10] (0:11.28)	0:11.96 [10] (0:11.96)
Average Speed [km/h]	50.2	64.3	64.8	63.3	63.7	60.2
Top Speed [km/h]	62.6	64.6	65.4	64.9	64.6	63.1
Avg. Dist. to Rail [m]	1.9	0.3	0.1	0.2	0.3	1.5
Avg. Stride Freq. [Hz]	2.2	2.2	2.2	2.2	2.2	2.2
Avg. Stride Length [m]	7.1	8.3	8.3	8.2	8.0	7.9



- [] Ranking at each section and finish
- :-:- No data available at this section
- NA No data available



Doomben QLD

Race 9: LADBROKES SAME RACE MULTI BENCHMARK 70 Handicap - 1350m

15 April 2026 - 4:38PM

Track Rating: Good 4, Weather: Fine, Rail Position: +7m Entire Circuit



BRISBANE RACING CLUB

Field Times	1:19.88	1:08.99	0:57.89	0:46.26	0:34.55	0:23.03	0:11.82
(Race Tempo)	(0:10.89)	(0:11.10)	(0:11.63)	(0:11.71)	(0:11.52)	(0:11.21)	(0:11.82)

Rank	TAB#	Horse	Overall Time	First 400m	Top Speed km/h (Section)	L1350	L1200	L1000	L800	L600	L400	L200
	(BAR#)	Jockey	Margin (DT-W)	Last 600m	Fastest Section (Time)	Start - 1200	1200 - 1000	1000 - 800	800 - 600	600 - 400	400 - 200	200 - Finish
1	1	Kaluakoi	1:19.88	0:24.81	66.8 (1200-1000)	1:19.88	1:08.99 [1]	0:57.89 [1]	0:46.26 [1]	0:34.55 [1]	0:23.03 [1]	0:11.76 [2]
	(7)	Courtney Bellamy		0:34.56	1200-1000 (0:11.10)	(0:10.89)	(0:11.10)	(0:11.63)	(0:11.71)	(0:11.52)	(0:11.28)	(0:11.76)
2	9	Blantons Run	1:19.94	0:24.89	66.9 (1350 - 1200)	1:19.94	1:09.03 [2]	0:57.87 [2]	0:46.27 [2]	0:34.53 [2]	0:23.05 [2]	0:11.88 [1]
	(8)	Mark Du Plessis	0.4L (-3)	0:34.53	1200-1000 (0:11.17)	(0:10.91)	(0:11.17)	(0:11.60)	(0:11.74)	(0:11.48)	0:11.17	(0:11.88)
3	11	Kinross Lane	1:20.47	0:25.17	66.0 (1200-1000)	1:20.47	1:09.34 [3]	0:58.20 [3]	0:46.52 [4]	0:34.82 [4]	0:23.35 [4]	0:11.94 [4]
	(1)	Jace McMurray	3.5L (-1)	0:34.82	1200-1000 (0:11.15)	(0:11.13)	(0:11.15)	(0:11.68)	(0:11.70)	(0:11.47)	(0:11.41)	(0:11.94)
4	12	Trapedo	1:20.53	0:25.66	66.4 (1200-1000)	1:20.53	1:09.05 [8]	0:57.73 [8]	0:46.07 [8]	0:34.40 [8]	0:22.81 [10]	0:11.56 [10]
	(5)	Angela Jones	3.9L (-1)	0:34.39	400-200 (0:11.25)	(0:11.48)	(0:11.32)	(0:11.67)	(0:11.67)	(0:11.58)	(0:11.25)	0:11.56
5	7	Cool Panels	1:20.55	0:25.20	66.6 (1200-1000)	1:20.55	1:09.32 [4]	0:58.19 [4]	0:46.60 [3]	0:34.91 [3]	0:23.49 [3]	0:12.10 [3]
	(3)	Georgina Cartwright	3.9L (-4)	0:34.91	1200-1000 (0:11.13)	(0:11.23)	(0:11.13)	(0:11.59)	(0:11.69)	(0:11.42)	(0:11.39)	(0:12.10)
6	13	Kokatahi	1:20.55	0:25.45	66.2 (1200-1000)	1:20.55	1:09.08 [7]	0:57.93 [7]	0:46.30 [7]	0:34.61 [7]	0:23.16 [7]	0:11.77 [7]
	(9)	Kyle Wilson-Taylor	4.0L (-7)	0:34.62	1200-1000 (0:11.15)	(0:11.47)	(0:11.15)	(0:11.62)	(0:11.69)	(0:11.46)	(0:11.39)	(0:11.77)
7	4	Super Duck	1:20.68	0:25.40	67.3 (1200-1000)	1:20.68	1:09.26 [6]	0:58.17 [6]	0:46.49 [6]	0:34.78 [6]	0:23.33 [6]	0:11.99 [6]
	(2)	Corey Sutherland	4.8L (-3)	0:34.78	1200-1000 (0:11.09)	(0:11.42)	0:11.09	(0:11.68)	(0:11.70)	(0:11.45)	(0:11.34)	(0:11.99)
8	16	Ratenotice	1:20.83	0:25.34	66.1 (1200-1000)	1:20.83	1:09.52 [5]	0:58.34 [5]	0:46.75 [5]	0:35.01 [5]	0:23.55 [5]	0:12.22 [5]
	(6)	Fred Larson	5.6L (-3)	0:35.01	1200-1000 (0:11.18)	(0:11.31)	(0:11.18)	0:11.58	(0:11.74)	(0:11.46)	(0:11.33)	(0:12.22)
9	10	Here The Crowd	1:20.86	0:25.74	66.1 (1200-1000)	1:20.86	1:09.14 [9]	0:58.00 [9]	0:46.29 [9]	0:34.65 [9]	0:23.36 [8]	0:11.99 [8]
	(10)	Ryan Maloney	5.8L (+14)	0:34.65	1200-1000 (0:11.14)	(0:11.72)	(0:11.14)	(0:11.71)	(0:11.65)	0:11.28	(0:11.38)	(0:11.99)
10	8	Hereditary	1:21.07	0:25.97	65.8 (1200-1000)	1:21.07	1:09.32 [10]	0:58.02 [10]	0:46.29 [10]	0:34.68 [10]	0:23.36 [9]	0:12.18 [9]
	(4)	Jag Guthmann-Chester	7.0L (-4)	0:34.68	400-200 (0:11.17)	(0:11.75)	(0:11.30)	(0:11.73)	0:11.60	(0:11.33)	0:11.17	(0:12.18)

Scratched: Smart As Smart (#2), Cinque Terre (#3), Rhuvaal (#5), Tophet (#6), November Air (#14), Take Achance On Me (#15)

Report Created: Wed 15 April 2026

(Note: Races are conducted over an approximate distance as close as possible to the advertised distance, and recorded data may vary accordingly. Official times refer to race times only and do not include handicap times.)

[] Position in running at each section and finish TAB# Saddle cloth number

-:--:-- No data available at this section

NA No data available

DNT Did not track

BAR# Barrier/Gate Position

DNF Did not finish

DT-W Distance travelled compared to winner in metres

Fastest split

Fastest section

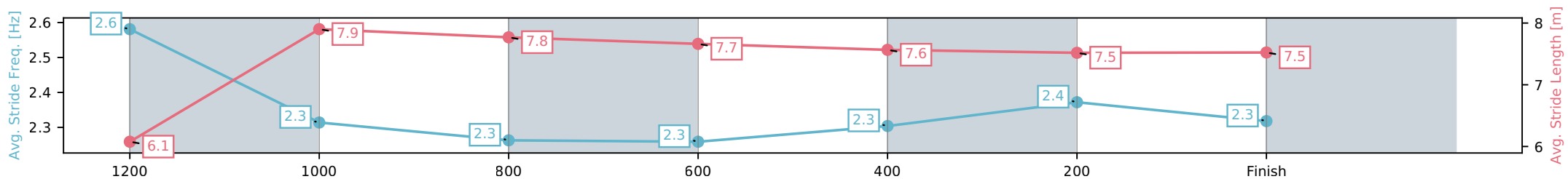
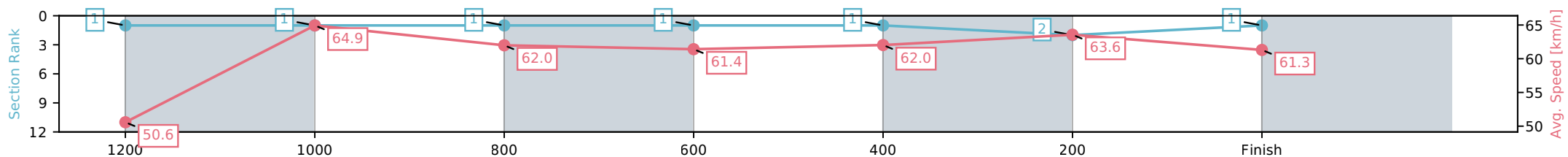
Horse/Jockey Name	Kaluakoi/Courtney Bellamy
Finish Rank	1
Fastest Section Time (Section)	0:11.10 (1200-1000)
Top Speed [km/h] (Section)	66.8 (1200-1000)
Race State	Finished



Doomben QLD --Professional-2026-04-15
 Race 9: LADBROKES SAME RACE MULTI BENCHMARK 70
 Handicap - 1350m
 15 April 2026 - 4:38PM
 Track Rating: Good 4, Weather: Fine, Rail Position: +7m Entire Circuit



Section	L1350	L1200	L1000	L800	L600	L400	L200
Section Times	1:19.88 (0:10.89)	1:08.99 [1] (0:11.10)	0:57.89 [1] (0:11.63)	0:46.26 [1] (0:11.71)	0:34.55 [1] (0:11.52)	0:23.03 [2] (0:11.28)	0:11.76 [1] (0:11.76)
Average Speed [km/h]	50.6	64.9	62.0	61.4	62.0	63.6	61.3
Top Speed [km/h]	66.7	66.8	63.9	62.2	62.2	64.6	63.7
Avg. Dist. to Rail [m]	6.4	0.6	0.2	0.2	1.2	1.7	0.8
Avg. Stride Freq. [Hz]	2.6	2.3	2.3	2.3	2.3	2.4	2.3
Avg. Stride Length [m]	6.1	7.9	7.8	7.7	7.6	7.5	7.5



[] Ranking at each section and finish
 -:-:- No data available at this section
 NA No data available

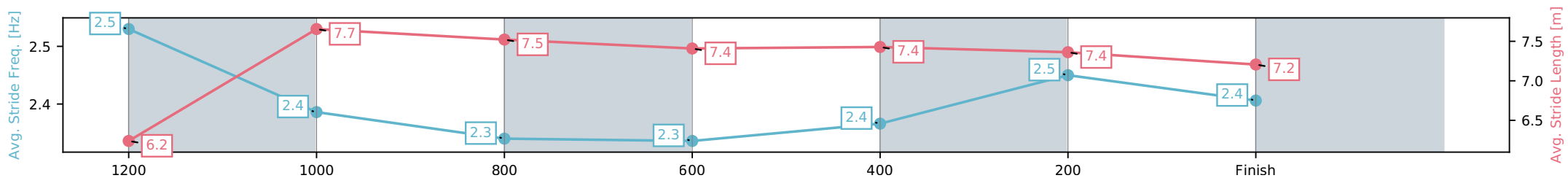
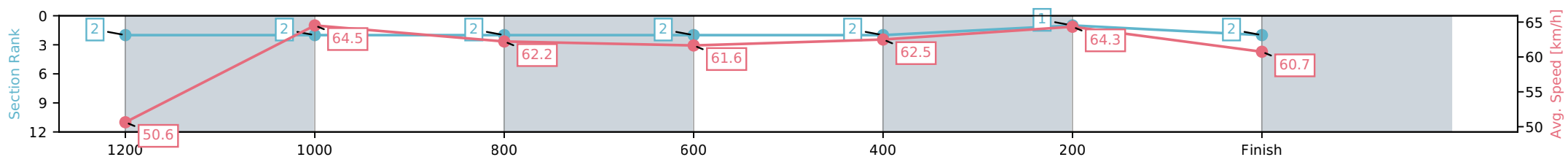
Horse/Jockey Name	Blantons Run/Mark Du Plessis
Finish Rank	2
Fastest Section Time (Section)	0:11.17 (1200-1000)
Top Speed [km/h] (Section)	66.9 (1350 - 1200)
Race State	Finished



Doomben QLD --Professional-2026-04-15
 Race 9: LADBROKES SAME RACE MULTI BENCHMARK 70
 Handicap - 1350m
 15 April 2026 - 4:38PM
 Track Rating: Good 4, Weather: Fine, Rail Position: +7m Entire Circuit



Section	L1350	L1200	L1000	L800	L600	L400	L200
Section Times	1:19.94 (0:10.91)	1:09.03 [2] (0:11.17)	0:57.87 [2] (0:11.60)	0:46.27 [2] (0:11.74)	0:34.53 [2] (0:11.48)	0:23.05 [1] (0:11.17)	0:11.88 [2] (0:11.88)
Average Speed [km/h]	50.6	64.5	62.2	61.6	62.5	64.3	60.7
Top Speed [km/h]	66.9	66.0	63.8	62.7	63.2	64.9	64.6
Avg. Dist. to Rail [m]	7.5	1.4	0.9	0.8	0.5	0.6	0.8
Avg. Stride Freq. [Hz]	2.5	2.4	2.3	2.3	2.4	2.5	2.4
Avg. Stride Length [m]	6.2	7.7	7.5	7.4	7.4	7.4	7.2



- [] Ranking at each section and finish
- :-:- No data available at this section
- NA No data available

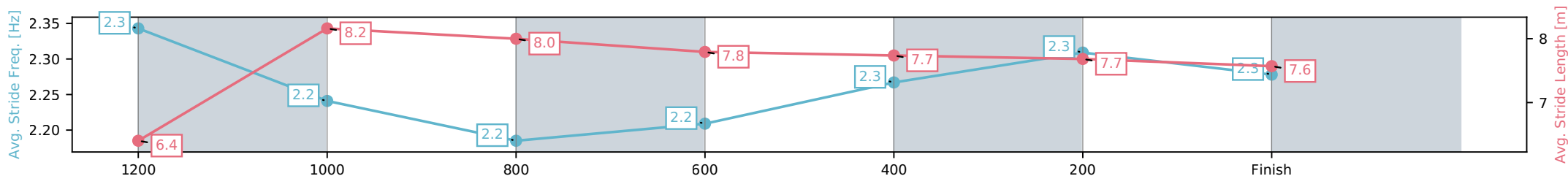
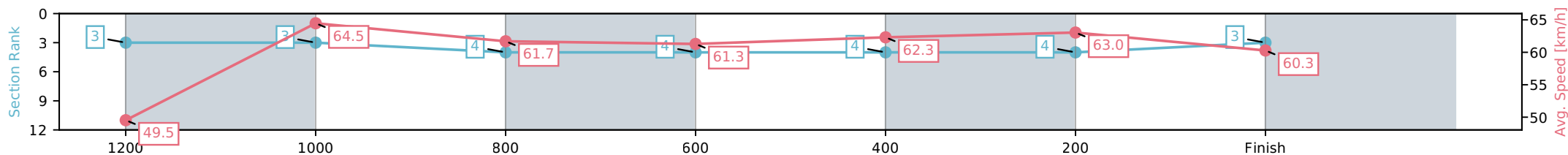
Horse/Jockey Name	Kinross Lane/Jace McMurray
Finish Rank	3
Fastest Section Time (Section)	0:11.15 (1200-1000)
Top Speed [km/h] (Section)	66.0 (1200-1000)
Race State	Finished



Doomben QLD --Professional-2026-04-15
 Race 9: LADBROKES SAME RACE MULTI BENCHMARK 70
 Handicap - 1350m
 15 April 2026 - 4:38PM
 Track Rating: Good 4, Weather: Fine, Rail Position: +7m Entire Circuit



Section	L1350	L1200	L1000	L800	L600	L400	L200
Section Times	1:20.47 (0:11.13)	1:09.34 [3] (0:11.15)	0:58.20 [4] (0:11.68)	0:46.52 [4] (0:11.70)	0:34.82 [4] (0:11.47)	0:23.35 [4] (0:11.41)	0:11.94 [3] (0:11.94)
Average Speed [km/h]	49.5	64.5	61.7	61.3	62.3	63.0	60.3
Top Speed [km/h]	65.3	66.0	63.0	62.7	62.7	63.7	62.3
Avg. Dist. to Rail [m]	2.8	0.4	0.4	0.9	1.1	0.5	1.3
Avg. Stride Freq. [Hz]	2.3	2.2	2.2	2.2	2.3	2.3	2.3
Avg. Stride Length [m]	6.4	8.2	8.0	7.8	7.7	7.7	7.6



- [] Ranking at each section and finish
- :-:- No data available at this section
- NA No data available

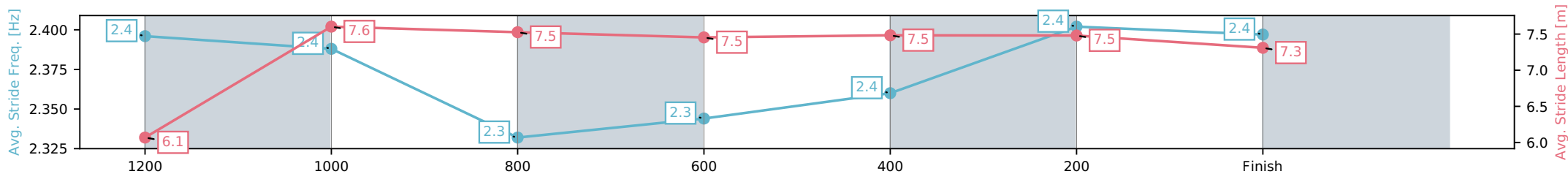
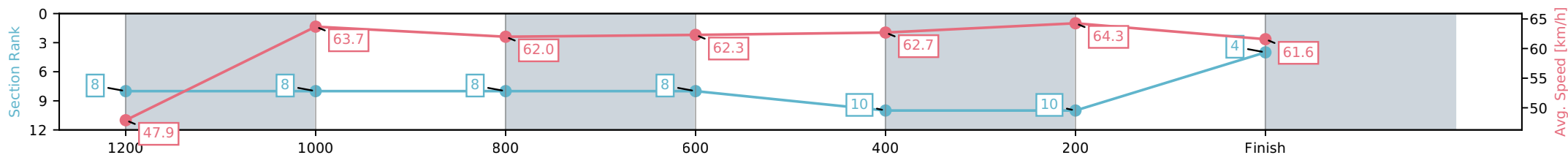
Horse/Jockey Name	Trapedo/Angela Jones
Finish Rank	4
Fastest Section Time (Section)	0:11.25 (400-200)
Top Speed [km/h] (Section)	66.4 (1200-1000)
Race State	Finished



Doomben QLD --Professional-2026-04-15
 Race 9: LADBROKES SAME RACE MULTI BENCHMARK 70
 Handicap - 1350m
 15 April 2026 - 4:38PM
 Track Rating: Good 4, Weather: Fine, Rail Position: +7m Entire Circuit



Section	L1350	L1200	L1000	L800	L600	L400	L200
Section Times	1:20.53 (0:11.48)	1:09.05 [8] (0:11.32)	0:57.73 [8] (0:11.67)	0:46.07 [8] (0:11.67)	0:34.40 [10] (0:11.58)	0:22.81 [10] (0:11.25)	0:11.56 [4] (0:11.56)
Average Speed [km/h]	47.9	63.7	62.0	62.3	62.7	64.3	61.6
Top Speed [km/h]	64.9	66.4	63.4	64.2	63.4	65.0	63.8
Avg. Dist. to Rail [m]	4.5	1.0	1.5	2.1	1.6	4.1	8.1
Avg. Stride Freq. [Hz]	2.4	2.4	2.3	2.3	2.4	2.4	2.4
Avg. Stride Length [m]	6.1	7.6	7.5	7.5	7.5	7.5	7.3



- [] Ranking at each section and finish
- :-:- No data available at this section
- NA No data available

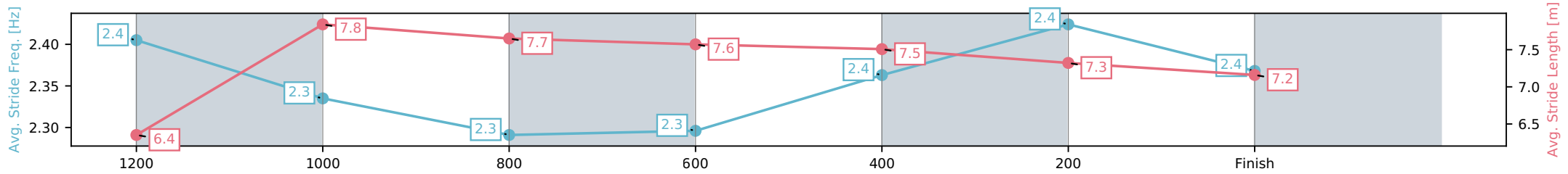
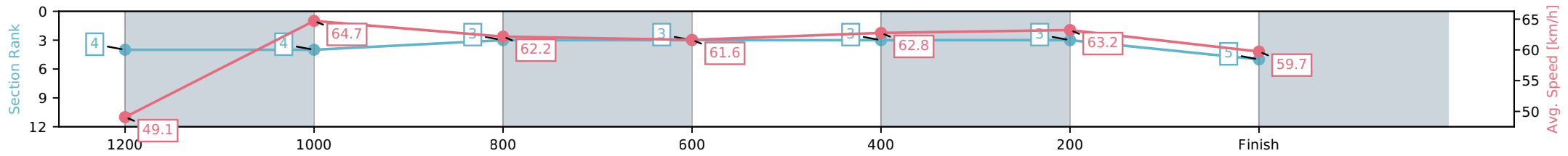
Horse/Jockey Name	Cool Panels/Georgina Cartwright
Finish Rank	5
Fastest Section Time (Section)	0:11.13 (1200-1000)
Top Speed [km/h] (Section)	66.6 (1200-1000)
Race State	Finished



Doomben QLD --Professional-2026-04-15
 Race 9: LADBROKES SAME RACE MULTI BENCHMARK 70
 Handicap - 1350m
 15 April 2026 - 4:38PM
 Track Rating: Good 4, Weather: Fine, Rail Position: +7m Entire Circuit



Section	L1350	L1200	L1000	L800	L600	L400	L200
Section Times	1:20.55 (0:11.23)	1:09.32 [4] (0:11.13)	0:58.19 [3] (0:11.59)	0:46.60 [3] (0:11.69)	0:34.91 [3] (0:11.42)	0:23.49 [3] (0:11.39)	0:12.10 [5] (0:12.10)
Average Speed [km/h]	49.1	64.7	62.2	61.6	62.8	63.2	59.7
Top Speed [km/h]	65.1	66.6	63.2	62.6	63.4	63.8	62.4
Avg. Dist. to Rail [m]	3.9	1.3	0.7	0.2	0.5	0.9	2.5
Avg. Stride Freq. [Hz]	2.4	2.3	2.3	2.3	2.4	2.4	2.4
Avg. Stride Length [m]	6.4	7.8	7.7	7.6	7.5	7.3	7.2



[] Ranking at each section and finish
 -:-:- No data available at this section
 NA No data available

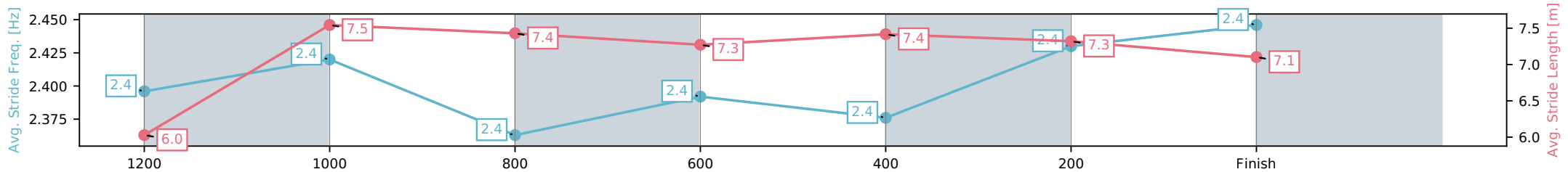
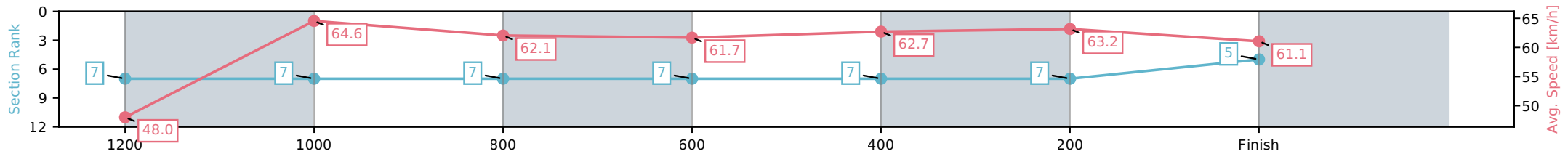
Horse/Jockey Name	Kokatahi/Kyle Wilson-Taylor
Finish Rank	6
Fastest Section Time (Section)	0:11.15 (1200-1000)
Top Speed [km/h] (Section)	66.2 (1200-1000)
Race State	Finished



Doomben QLD --Professional-2026-04-15
 Race 9: LADBROKES SAME RACE MULTI BENCHMARK 70
 Handicap - 1350m
 15 April 2026 - 4:38PM
 Track Rating: Good 4, Weather: Fine, Rail Position: +7m Entire Circuit



Section	L1350	L1200	L1000	L800	L600	L400	L200
Section Times	1:20.55 (0:11.47)	1:09.08 [7] (0:11.15)	0:57.93 [7] (0:11.62)	0:46.30 [7] (0:11.69)	0:34.61 [7] (0:11.46)	0:23.16 [7] (0:11.39)	0:11.77 [5] (0:11.77)
Average Speed [km/h]	48.0	64.6	62.1	61.7	62.7	63.2	61.1
Top Speed [km/h]	65.0	66.2	64.0	63.2	63.5	64.8	63.1
Avg. Dist. to Rail [m]	7.1	1.4	0.9	0.2	0.2	1.3	2.4
Avg. Stride Freq. [Hz]	2.4	2.4	2.4	2.4	2.4	2.4	2.4
Avg. Stride Length [m]	6.0	7.5	7.4	7.3	7.4	7.3	7.1



- [] Ranking at each section and finish
- :-:- No data available at this section
- NA No data available

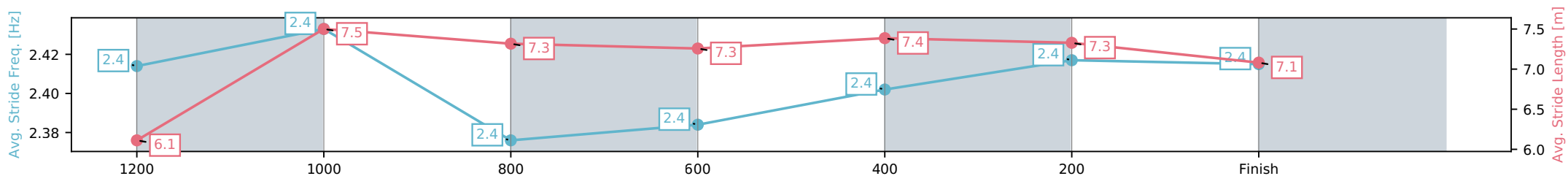
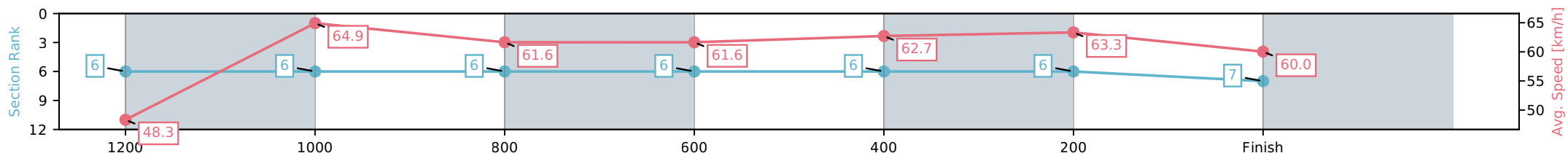
Horse/Jockey Name	Super Duck/Corey Sutherland
Finish Rank	7
Fastest Section Time (Section)	0:11.09 (1200-1000)
Top Speed [km/h] (Section)	67.3 (1200-1000)
Race State	Finished



Doomben QLD --Professional-2026-04-15
 Race 9: LADBROKES SAME RACE MULTI BENCHMARK 70
 Handicap - 1350m
 15 April 2026 - 4:38PM
 Track Rating: Good 4, Weather: Fine, Rail Position: +7m Entire Circuit



Section	L1350	L1200	L1000	L800	L600	L400	L200
Section Times	1:20.68 (0:11.42)	1:09.26 [6] (0:11.09)	0:58.17 [6] (0:11.68)	0:46.49 [6] (0:11.70)	0:34.78 [6] (0:11.45)	0:23.33 [6] (0:11.34)	0:11.99 [7] (0:11.99)
Average Speed [km/h]	48.3	64.9	61.6	61.6	62.7	63.3	60.0
Top Speed [km/h]	65.3	67.3	62.3	62.6	63.4	64.4	62.6
Avg. Dist. to Rail [m]	2.5	0.4	0.5	0.4	0.6	1.2	1.2
Avg. Stride Freq. [Hz]	2.4	2.4	2.4	2.4	2.4	2.4	2.4
Avg. Stride Length [m]	6.1	7.5	7.3	7.3	7.4	7.3	7.1



- [] Ranking at each section and finish
- :-:- No data available at this section
- NA No data available

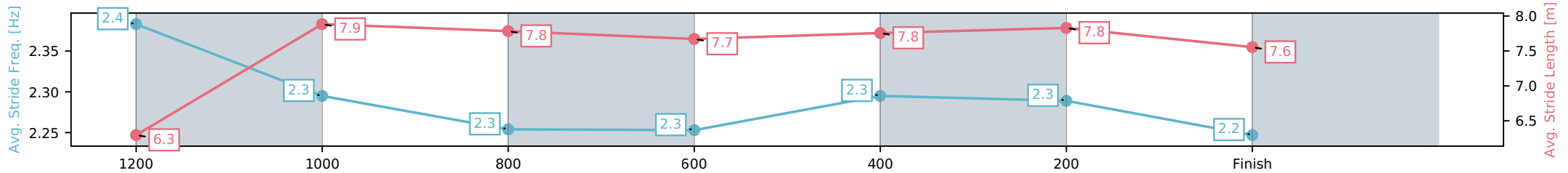
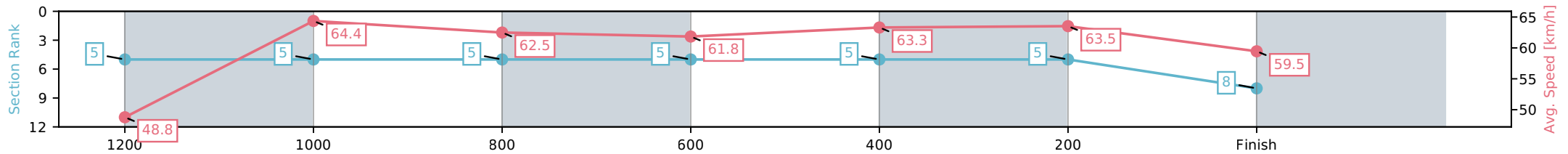
Horse/Jockey Name	Ratenotice/Fred Larson
Finish Rank	8
Fastest Section Time (Section)	0:11.18 (1200-1000)
Top Speed [km/h] (Section)	66.1 (1200-1000)
Race State	Finished



Doomben QLD --Professional-2026-04-15
 Race 9: LADBROKES SAME RACE MULTI BENCHMARK 70
 Handicap - 1350m
 15 April 2026 - 4:38PM
 Track Rating: Good 4, Weather: Fine, Rail Position: +7m Entire Circuit



Section	L1350	L1200	L1000	L800	L600	L400	L200
Section Times	1:20.83 (0:11.31)	1:09.52 [5] (0:11.18)	0:58.34 [5] (0:11.58)	0:46.75 [5] (0:11.74)	0:35.01 [5] (0:11.46)	0:23.55 [5] (0:11.33)	0:12.22 [8] (0:12.22)
Average Speed [km/h]	48.8	64.4	62.5	61.8	63.3	63.5	59.5
Top Speed [km/h]	63.0	66.1	64.0	63.1	63.8	64.8	62.8
Avg. Dist. to Rail [m]	5.4	1.9	1.8	1.8	1.3	0.8	3.6
Avg. Stride Freq. [Hz]	2.4	2.3	2.3	2.3	2.3	2.3	2.2
Avg. Stride Length [m]	6.3	7.9	7.8	7.7	7.8	7.8	7.6



- [] Ranking at each section and finish
- :-:- No data available at this section
- NA No data available

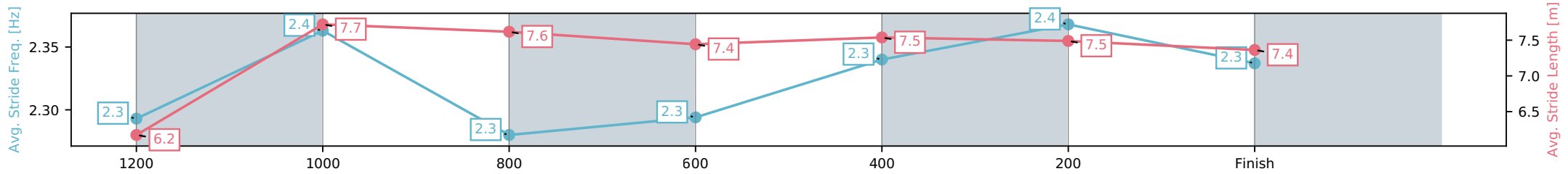
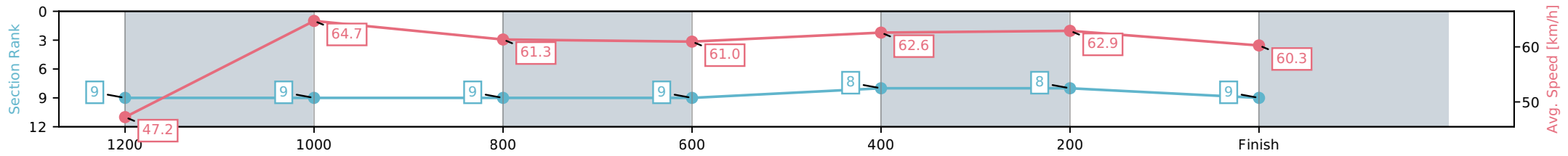
Horse/Jockey Name	Here The Crowd/Ryan Maloney
Finish Rank	9
Fastest Section Time (Section)	0:11.14 (1200-1000)
Top Speed [km/h] (Section)	66.1 (1200-1000)
Race State	Finished



Doomben QLD --Professional-2026-04-15
 Race 9: LADBROKES SAME RACE MULTI BENCHMARK 70
 Handicap - 1350m
 15 April 2026 - 4:38PM
 Track Rating: Good 4, Weather: Fine, Rail Position: +7m Entire Circuit



Section	L1350	L1200	L1000	L800	L600	L400	L200
Section Times	1:20.86 (0:11.72)	1:09.14 [9] (0:11.14)	0:58.00 [9] (0:11.71)	0:46.29 [9] (0:11.65)	0:34.65 [8] (0:11.28)	0:23.36 [8] (0:11.38)	0:11.99 [9] (0:11.99)
Average Speed [km/h]	47.2	64.7	61.3	61.0	62.6	62.9	60.3
Top Speed [km/h]	65.1	66.1	62.6	62.8	63.4	64.0	63.4
Avg. Dist. to Rail [m]	6.2	0.5	0.8	2.4	3.6	2.1	0.8
Avg. Stride Freq. [Hz]	2.3	2.4	2.3	2.3	2.3	2.4	2.3
Avg. Stride Length [m]	6.2	7.7	7.6	7.4	7.5	7.5	7.4



[] Ranking at each section and finish
 -:-:- No data available at this section
 NA No data available

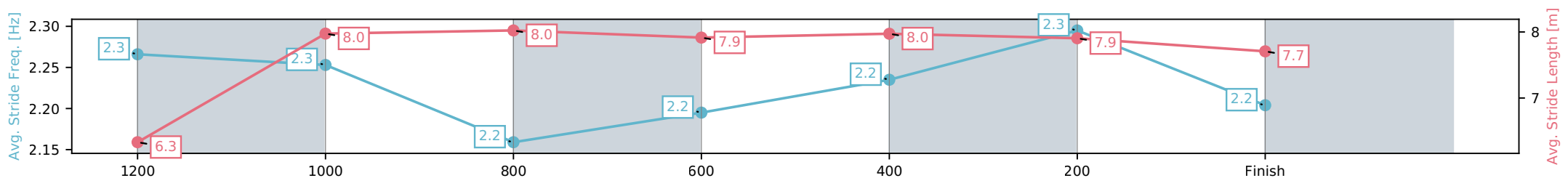
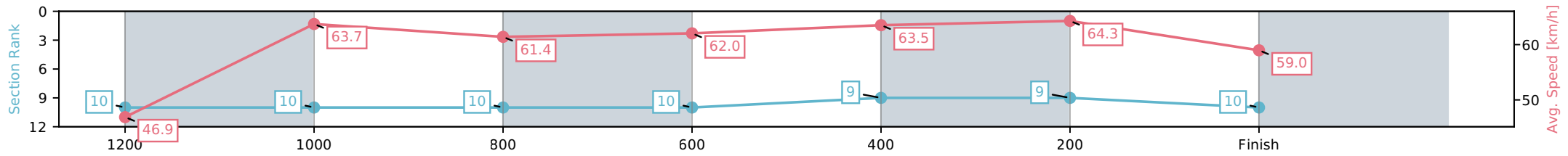
Horse/Jockey Name	Hereditary/Jag Guthmann-Chester
Finish Rank	10
Fastest Section Time (Section)	0:11.17 (400-200)
Top Speed [km/h] (Section)	65.8 (1200-1000)
Race State	Finished



Doomben QLD --Professional-2026-04-15
 Race 9: LADBROKES SAME RACE MULTI BENCHMARK 70
 Handicap - 1350m
 15 April 2026 - 4:38PM
 Track Rating: Good 4, Weather: Fine, Rail Position: +7m Entire Circuit



Section	L1350	L1200	L1000	L800	L600	L400	L200
Section Times	1:21.07 (0:11.75)	1:09.32 [10] (0:11.30)	0:58.02 [10] (0:11.73)	0:46.29 [10] (0:11.60)	0:34.68 [9] (0:11.33)	0:23.36 [9] (0:11.17)	0:12.18 [10] (0:12.18)
Average Speed [km/h]	46.9	63.7	61.4	62.0	63.5	64.3	59.0
Top Speed [km/h]	64.6	65.8	62.4	63.9	64.2	65.6	62.8
Avg. Dist. to Rail [m]	3.0	0.4	0.3	0.2	0.5	1.5	4.5
Avg. Stride Freq. [Hz]	2.3	2.3	2.2	2.2	2.2	2.3	2.2
Avg. Stride Length [m]	6.3	8.0	8.0	7.9	8.0	7.9	7.7



[] Ranking at each section and finish
 -:-:- No data available at this section
 NA No data available