



Ipswich QLD

Race 1: GIBSON ARCHITECTS Maiden Handicap - 800m

16 April 2026 - 12:53PM

Track Rating: Good 4, Weather: Fine, Rail Position: +6m Entire Circuit



Field Times (Race Tempo) 0:45.76 0:32.33 0:21.91 0:11.14
 (0:13.43) (0:10.42) (0:10.77) (0:11.14)

Rank	TAB#	Horse	Overall Time	First 400m	Top Speed km/h (Section)	L800	L600	L400	L200				
	(BAR#)	Jockey	Margin (DT-W)	Last 600m	Fastest Section (Time)	Start - 600	600 - 400	400 - 200	200 - Finish				
1	6	Jada Rose	0:45.76	0:24.03	70.4 (600-400)	0:45.76	0:32.16 [3]	0:21.73 [3]	0:11.14 [1]				
	(5)	Jaden Lloyd		0:32.15	600-400 (0:10.43)	(0:13.60)	(0:10.43)	(0:10.58)	(0:11.14)				
2	7	Aeropower	0:46.03	0:24.28	71.3 (600-400)	0:46.03	0:32.19 [5]	0:21.75 [4]	0:10.98 [3]				
	(6)	Brandon Lerena	1.6L (+4)	0:32.19	600-400 (0:10.44)	(0:13.84)	(0:10.44)	(0:10.77)	(0:10.98)				
3	1	Almond Gold	0:46.09	0:23.85	70.6 (600-400)	0:46.09	0:32.66 [1]	0:22.24 [1]	0:11.35 [2]				
	(2)	Chloe Lowe	1.9L (+2)	0:32.66	600-400 (0:10.42)	(0:13.43)	(0:10.42)	(0:10.89)	(0:11.35)				
4	10	Only Crunchie	0:47.01	0:24.30	69.7 (600-400)	0:47.01	0:33.24 [4]	0:22.70 [5]	0:11.53 [5]				
	(3)	Jason Taylor	7.3L (+0)	0:33.24	600-400 (0:10.53)	(0:13.77)	(0:10.53)	(0:11.18)	(0:11.53)				
5	12	Rizu	0:47.28	0:24.66	68.4 (600-400)	0:47.28	0:33.43 [7]	0:22.62 [7]	0:11.52 [6]				
	(7)	Colleen Krahn	8.9L (+2)	0:33.44	600-400 (0:10.81)	(0:13.85)	(0:10.81)	(0:11.11)	(0:11.52)				
6	4	Goodonya Thelma	0:47.28	0:24.94	69.0 (600-400)	0:47.28	0:33.10 [8]	0:22.34 [8]	0:11.15 [8]				
	(8)	Damien Boche	9.0L (+6)	0:33.10	600-400 (0:10.76)	(0:14.18)	(0:10.76)	(0:11.19)	(0:11.15)				
7	8	Thrill Seeker	0:47.47	0:23.97	70.2 (600-400)	0:47.47	0:33.96 [2]	0:23.50 [2]	0:12.34 [4]				
	(4)	Micheal Hellyer	10.1L (-1)	0:33.96	600-400 (0:10.46)	(0:13.51)	(0:10.46)	(0:11.16)	(0:12.34)				
8	11	Cugat Queen	0:48.35	0:24.56	68.4 (600-400)	0:48.35	0:34.51 [6]	0:23.79 [6]	0:12.37 [7]				
	(1)	Wayne O'Connell	15.2L (+0)	0:34.51	600-400 (0:10.72)	(0:13.84)	(0:10.72)	(0:11.42)	(0:12.37)				

Scratched: Pietari (#2), Exceptional Rupert (#3), Gypsy Joy (#5), Torque Too Easy (#9)

Report Created: Thu 16 April 2026

(Note: Races are conducted over an approximate distance as close as possible to the advertised distance, and recorded data may vary accordingly. Official times refer to race times only and do not include handicap times.)

[] Position in running at each section and finish TAB# Saddle cloth number

-:--:-- No data available at this section

NA No data available

DNT Did not track

BAR# Barrier/Gate Position

DNF Did not finish

DT-W Distance travelled compared to winner in metres

Fastest split

Fastest section

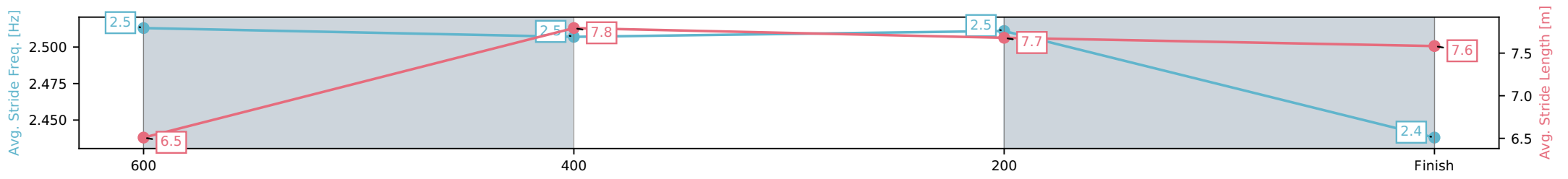
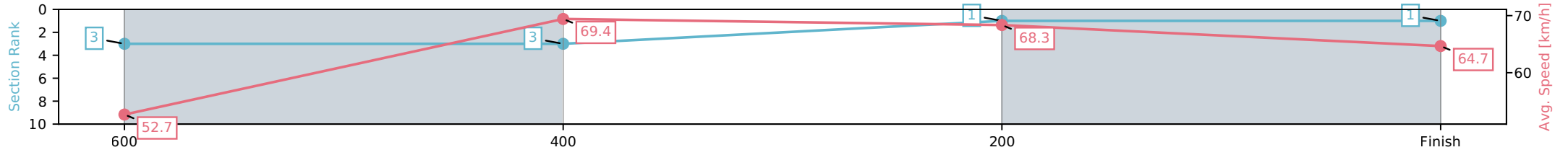
Horse/Jockey Name	Jada Rose/Jaden Lloyd
Finish Rank	1
Fastest Section Time (Section)	0:10.43 (600-400)
Top Speed [km/h] (Section)	70.4 (600-400)
Race State	Finished



Ipswich QLD --Professional-2026-04-16
 Race 1: GIBSON ARCHITECTS Maiden Handicap - 800m
 16 April 2026 - 12:53PM
 Track Rating: Good 4, Weather: Fine, Rail Position: +6m Entire Circuit



Section	L800	L600	L400	L200
Section Times	0:45.76 (0:13.60)	0:32.16 [3] (0:10.43)	0:21.73 [1] (0:10.58)	0:11.14 [1] (0:11.14)
Average Speed [km/h]	52.7	69.4	68.3	64.7
Top Speed [km/h]	69.7	70.4	69.7	67.9
Avg. Dist. to Rail [m]	6.2	1.8	1.4	0.4
Avg. Stride Freq. [Hz]	2.5	2.5	2.5	2.4
Avg. Stride Length [m]	6.5	7.8	7.7	7.6



[] Ranking at each section and finish
 -:-:- No data available at this section
 NA No data available

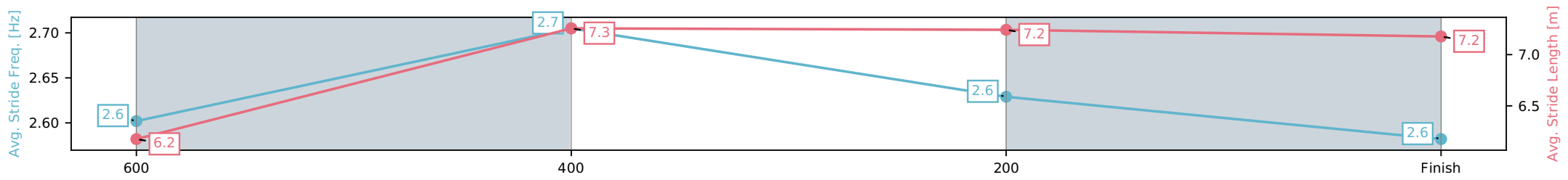
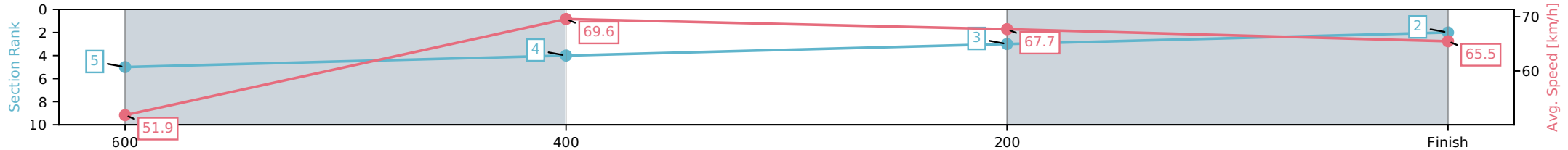
Horse/Jockey Name	Aeropower/Brandon Lerena
Finish Rank	2
Fastest Section Time (Section)	0:10.44 (600-400)
Top Speed [km/h] (Section)	71.3 (600-400)
Race State	Finished



Ipswich QLD --Professional-2026-04-16
 Race 1: GIBSON ARCHITECTS Maiden Handicap - 800m
 16 April 2026 - 12:53PM
 Track Rating: Good 4, Weather: Fine, Rail Position: +6m Entire Circuit



Section	L800	L600	L400	L200
Section Times	0:46.03 (0:13.84)	0:32.19 [4] (0:10.44)	0:21.75 [3] (0:10.77)	0:10.98 [2] (0:10.98)
Average Speed [km/h]	51.9	69.6	67.7	65.5
Top Speed [km/h]	68.8	71.3	68.5	67.4
Avg. Dist. to Rail [m]	7.1	2.8	4.2	3.5
Avg. Stride Freq. [Hz]	2.6	2.7	2.6	2.6
Avg. Stride Length [m]	6.2	7.3	7.2	7.2



[] Ranking at each section and finish
 -:-:- No data available at this section
 NA No data available

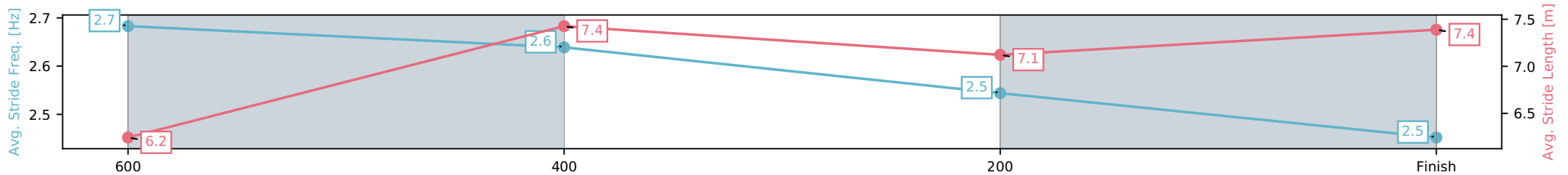
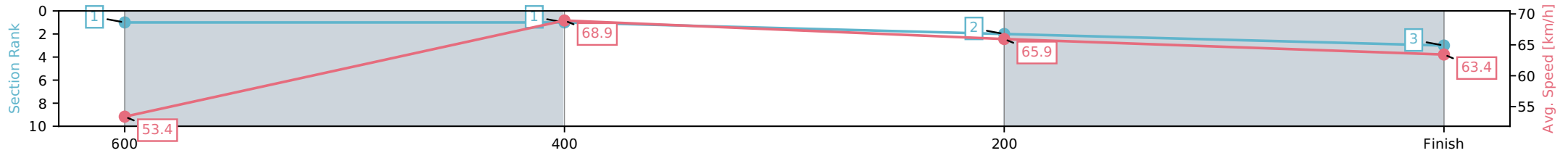
Horse/Jockey Name	Almond Gold/Chloe Lowe
Finish Rank	3
Fastest Section Time (Section)	0:10.42 (600-400)
Top Speed [km/h] (Section)	70.6 (600-400)
Race State	Finished



Ipswich QLD --Professional-2026-04-16
 Race 1: GIBSON ARCHITECTS Maiden Handicap - 800m
 16 April 2026 - 12:53PM
 Track Rating: Good 4, Weather: Fine, Rail Position: +6m Entire Circuit



Section	L800	L600	L400	L200
Section Times	0:46.09 (0:13.43)	0:32.66 [1] (0:10.42)	0:22.24 [2] (0:10.89)	0:11.35 [3] (0:11.35)
Average Speed [km/h]	53.4	68.9	65.9	63.4
Top Speed [km/h]	70.0	70.6	67.2	65.7
Avg. Dist. to Rail [m]	1.9	0.7	0.3	0.9
Avg. Stride Freq. [Hz]	2.7	2.6	2.5	2.5
Avg. Stride Length [m]	6.2	7.4	7.1	7.4



[] Ranking at each section and finish
 -:-:- No data available at this section
 NA No data available

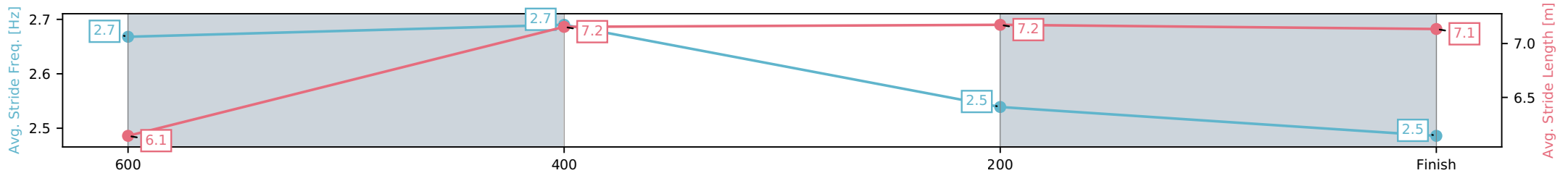
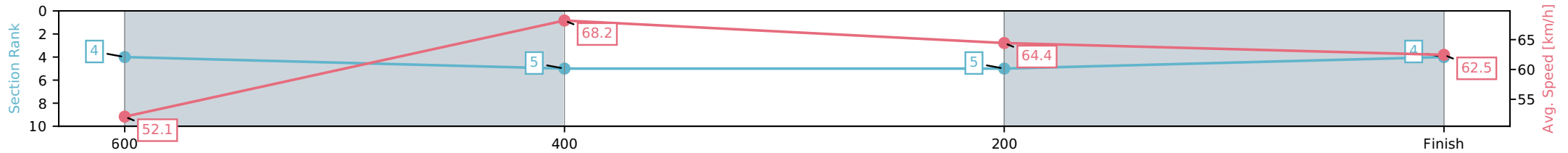
Horse/Jockey Name	Only Crunchie/Jason Taylor
Finish Rank	4
Fastest Section Time (Section)	0:10.53 (600-400)
Top Speed [km/h] (Section)	69.7 (600-400)
Race State	Finished



Ipswich QLD --Professional-2026-04-16
 Race 1: GIBSON ARCHITECTS Maiden Handicap - 800m
 16 April 2026 - 12:53PM
 Track Rating: Good 4, Weather: Fine, Rail Position: +6m Entire Circuit



Section	L800	L600	L400	L200
Section Times	0:47.01 (0:13.77)	0:33.24 [5] (0:10.53)	0:22.70 [5] (0:11.18)	0:11.53 [4] (0:11.53)
Average Speed [km/h]	52.1	68.2	64.4	62.5
Top Speed [km/h]	68.2	69.7	65.9	63.9
Avg. Dist. to Rail [m]	3.2	0.8	0.7	2.9
Avg. Stride Freq. [Hz]	2.7	2.7	2.5	2.5
Avg. Stride Length [m]	6.1	7.2	7.2	7.1



[] Ranking at each section and finish
 -:-:- No data available at this section
 NA No data available

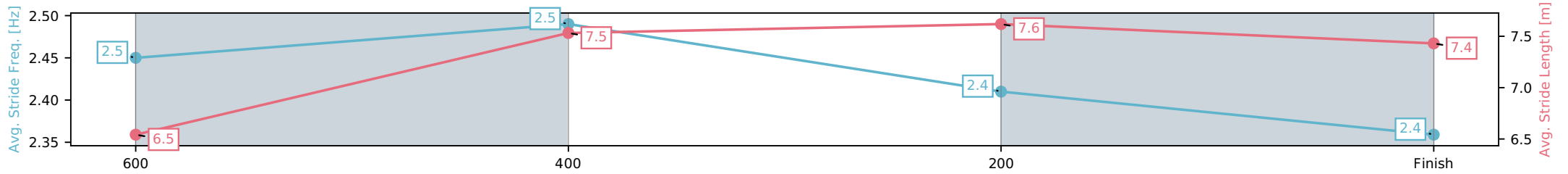
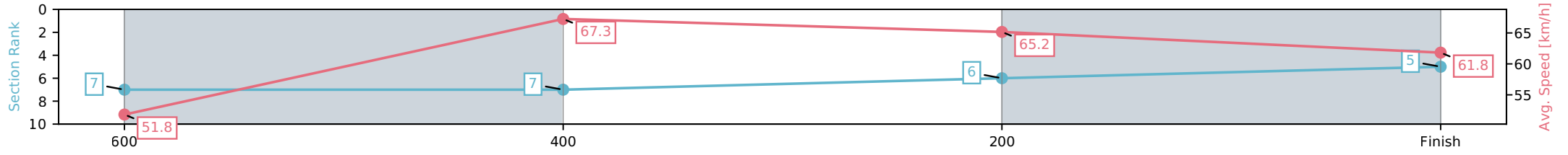
Horse/Jockey Name	Rizu/Colleen Krahen
Finish Rank	5
Fastest Section Time (Section)	0:10.81 (600-400)
Top Speed [km/h] (Section)	68.4 (600-400)
Race State	Finished



Ipswich QLD --Professional-2026-04-16
 Race 1: GIBSON ARCHITECTS Maiden Handicap - 800m
 16 April 2026 - 12:53PM
 Track Rating: Good 4, Weather: Fine, Rail Position: +6m Entire Circuit



Section	L800	L600	L400	L200
Section Times	0:47.28 (0:13.85)	0:33.43 [7] (0:10.81)	0:22.62 [6] (0:11.11)	0:11.52 [5] (0:11.52)
Average Speed [km/h]	51.8	67.3	65.2	61.8
Top Speed [km/h]	66.9	68.4	66.6	63.8
Avg. Dist. to Rail [m]	9.0	3.5	2.3	5.0
Avg. Stride Freq. [Hz]	2.5	2.5	2.4	2.4
Avg. Stride Length [m]	6.5	7.5	7.6	7.4



[] Ranking at each section and finish
 -:-:- No data available at this section
 NA No data available

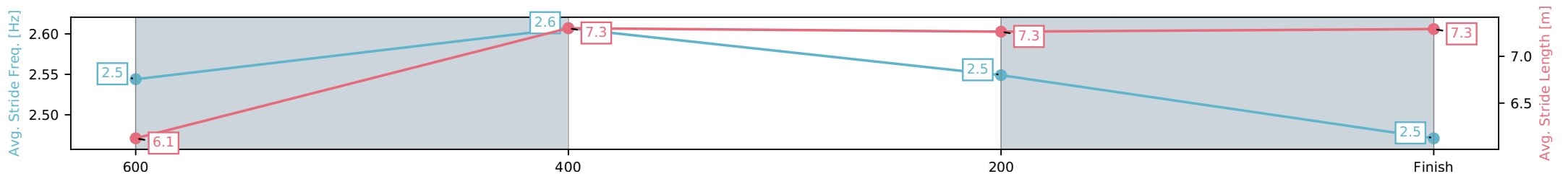
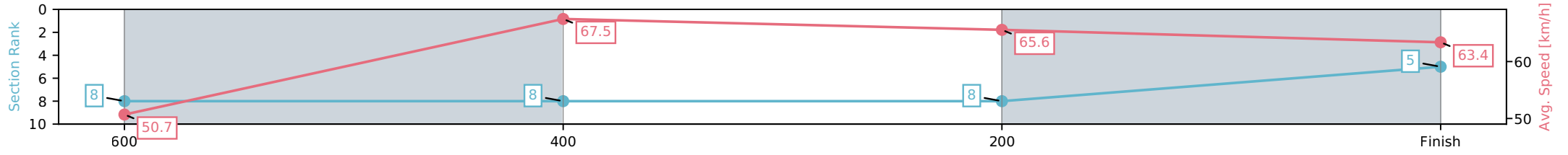
Horse/Jockey Name	Goodonya Thelma/Damien Boche
Finish Rank	6
Fastest Section Time (Section)	0:10.76 (600-400)
Top Speed [km/h] (Section)	69.0 (600-400)
Race State	Finished



Ipswich QLD --Professional-2026-04-16
 Race 1: GIBSON ARCHITECTS Maiden Handicap - 800m
 16 April 2026 - 12:53PM
 Track Rating: Good 4, Weather: Fine, Rail Position: +6m Entire Circuit



Section	L800	L600	L400	L200
Section Times	0:47.28 (0:14.18)	0:33.10 [8] (0:10.76)	0:22.34 [8] (0:11.19)	0:11.15 [5] (0:11.15)
Average Speed [km/h]	50.7	67.5	65.6	63.4
Top Speed [km/h]	67.9	69.0	66.8	64.8
Avg. Dist. to Rail [m]	7.0	2.2	6.5	8.2
Avg. Stride Freq. [Hz]	2.5	2.6	2.5	2.5
Avg. Stride Length [m]	6.1	7.3	7.3	7.3



[] Ranking at each section and finish
 -:-:- No data available at this section
 NA No data available

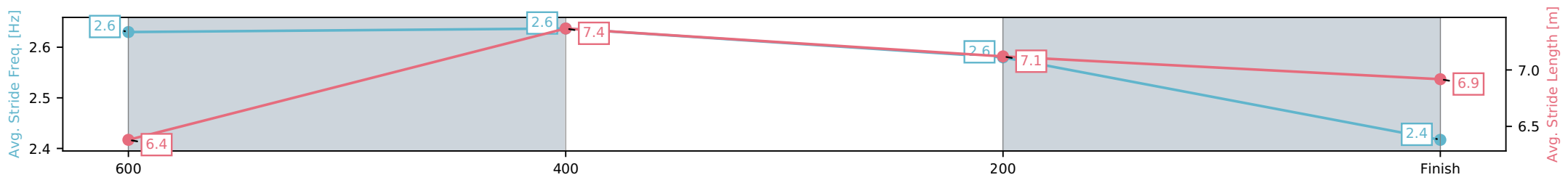
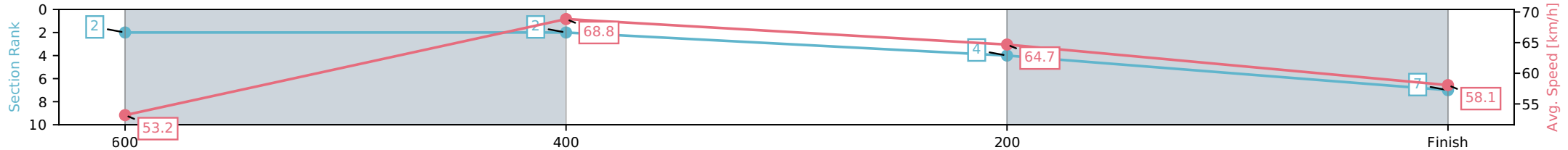
Horse/Jockey Name	Thrill Seeker/Micheal Hellyer
Finish Rank	7
Fastest Section Time (Section)	0:10.46 (600-400)
Top Speed [km/h] (Section)	70.2 (600-400)
Race State	Finished



Ipswich QLD --Professional-2026-04-16
 Race 1: GIBSON ARCHITECTS Maiden Handicap - 800m
 16 April 2026 - 12:53PM
 Track Rating: Good 4, Weather: Fine, Rail Position: +6m Entire Circuit



Section	L800	L600	L400	L200
Section Times	0:47.47 (0:13.51)	0:33.96 [2] (0:10.46)	0:23.50 [4] (0:11.16)	0:12.34 [7] (0:12.34)
Average Speed [km/h]	53.2	68.8	64.7	58.1
Top Speed [km/h]	69.2	70.2	67.6	63.0
Avg. Dist. to Rail [m]	4.2	0.7	0.9	0.8
Avg. Stride Freq. [Hz]	2.6	2.6	2.6	2.4
Avg. Stride Length [m]	6.4	7.4	7.1	6.9



[] Ranking at each section and finish
 -:-:- No data available at this section
 NA No data available

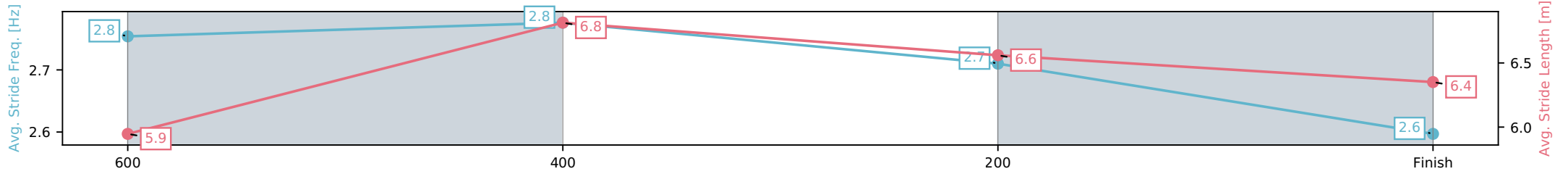

Horse/Jockey Name	Cugat Queen/Wayne O'Connell
Finish Rank	8
Fastest Section Time (Section)	0:10.72 (600-400)
Top Speed [km/h] (Section)	68.4 (600-400)
Race State	Finished



Ipswich QLD --Professional-2026-04-16
 Race 1: GIBSON ARCHITECTS Maiden Handicap - 800m
 16 April 2026 - 12:53PM
 Track Rating: Good 4, Weather: Fine, Rail Position: +6m Entire Circuit



Section	L800	L600	L400	L200
Section Times	0:48.35 (0:13.84)	0:34.51 [6] (0:10.72)	0:23.79 [7] (0:11.42)	0:12.37 [8] (0:12.37)
Average Speed [km/h]	51.9	66.8	63.1	57.6
Top Speed [km/h]	66.9	68.4	64.8	61.7
Avg. Dist. to Rail [m]	1.0	0.7	0.5	0.5
Avg. Stride Freq. [Hz]	2.8	2.8	2.7	2.6
Avg. Stride Length [m]	5.9	6.8	6.6	6.4



[] Ranking at each section and finish
 -:-:- No data available at this section
 NA No data available



Ipswich QLD
 Race 2: BARRIER REEF POOLS Maiden Plate - 1690m
 16 April 2026 - 1:27PM



Track Rating: Good 4, Weather: Fine, Rail Position: +6m Entire Circuit

Field Times (Race Tempo) 1:44.36 (0:19.94) 1:24.42 (0:11.89) 1:12.52 (0:12.17) 1:00.35 (0:11.73) 0:48.62 (0:12.16) 0:36.46 (0:11.98) 0:24.47 (0:12.10) 0:12.37 (0:12.37)

Rank	TAB#	Horse	Overall Time	First 400m	Top Speed km/h (Section)	L1690	L1400	L1200	L1000	L800	L600	L400	L200
	(BAR#)	Jockey	Margin (DT-W)	Last 600m	Fastest Section (Time)	Start - 1400	1400 - 1200	1200 - 1000	1000 - 800	800 - 600	600 - 400	400 - 200	200 - Finish
1	6	Sicilian Warrior	1:44.36	0:26.69	62.9 (1000-800)	1:44.36	1:24.21 [3]	1:12.26 [3]	1:00.26 [2]	0:48.50 [2]	0:36.38 [2]	0:24.47 [1]	0:12.37 [1]
	(8)	Gary Geran		0:36.38	1000-800 (0:11.76)	(0:20.15)	(0:11.95)	(0:12.00)	(0:11.76)	(0:12.11)	(0:11.91)	(0:12.10)	(0:12.37)
2	1	Benzino	1:44.65	0:26.68	61.9 (800-600)	1:44.65	1:24.56 [2]	1:12.54 [4]	1:00.38 [4]	0:48.45 [4]	0:36.28 [4]	0:24.40 [3]	0:12.28 [2]
	(4)	Boris Thornton	1.7L (+8)	0:36.29	600-400 (0:11.89)	(0:20.09)	(0:12.02)	(0:12.16)	(0:11.94)	(0:12.16)	(0:11.89)	(0:12.12)	(0:12.28)
3	11	Kamigamo	1:44.67	0:26.94	62.6 (600-400)	1:44.67	1:24.33 [5]	1:12.38 [5]	1:00.08 [5]	0:48.16 [5]	0:36.07 [6]	0:24.11 [6]	0:12.06 [3]
	(3)	Julie Busuttin	1.8L (+3)	0:36.07	1000-800 (0:11.92)	(0:20.34)	(0:11.95)	(0:12.30)	(0:11.92)	(0:12.09)	(0:11.96)	(0:12.05)	(0:12.06)
4	2	Blood Red	1:44.96	0:27.84	62.7 (800-600)	1:44.96	1:23.61 [9]	1:11.80 [9]	0:59.67 [9]	0:47.83 [9]	0:36.16 [9]	0:24.19 [8]	0:12.23 [6]
	(6)	Justin P Stanley	3.5L (+1)	0:36.17	800-600 (0:11.66)	(0:21.35)	(0:11.81)	(0:12.13)	(0:11.84)	(0:11.66)	(0:11.98)	(0:11.96)	(0:12.23)
5	9	Preachabull	1:45.12	0:26.44	62.6 (1000-800)	1:45.12	1:25.18 [1]	1:13.28 [1]	1:01.11 [1]	0:49.38 [1]	0:37.22 [1]	0:24.96 [2]	0:12.48 [5]
	(1)	Jason Taylor	4.5L (+5)	0:37.22	1000-800 (0:11.73)	(0:19.94)	(0:11.90)	(0:12.17)	(0:11.73)	(0:12.16)	(0:12.26)	(0:12.48)	(0:12.48)
6	10	Alkebulan	1:45.14	0:26.68	62.5 (1690 - 1400)	1:45.14	1:24.98 [4]	1:13.08 [2]	1:00.89 [3]	0:49.08 [3]	0:36.92 [3]	0:24.80 [4]	0:12.50 [4]
	(2)	Colleen Krahn	4.5L (+0)	0:36.92	1000-800 (0:11.82)	(0:20.16)	(0:11.91)	(0:12.19)	(0:11.82)	(0:12.15)	(0:12.12)	(0:12.30)	(0:12.50)
7	3	Concador	1:45.56	0:27.12	62.6 (800-600)	1:45.56	1:24.97 [6]	1:13.06 [6]	1:00.82 [7]	0:49.00 [7]	0:37.10 [5]	0:24.93 [7]	0:12.52 [8]
	(5)	Chelsea Baker	7.1L (+2)	0:37.09	1000-800 (0:11.82)	(0:20.59)	(0:11.92)	(0:12.23)	(0:11.82)	(0:11.90)	(0:12.17)	(0:12.40)	(0:12.52)
8	5	Clearly Not	1:45.72	0:27.53	62.5 (1000-800)	1:45.72	1:24.82 [8]	1:12.86 [8]	1:00.68 [8]	0:48.94 [8]	0:36.98 [8]	0:25.17 [5]	0:12.83 [7]
	(9)	Damien Boche	8.0L (+0)	0:36.98	1000-800 (0:11.75)	(0:20.90)	(0:11.95)	(0:12.18)	(0:11.75)	(0:11.95)	(0:11.81)	(0:12.34)	(0:12.83)
9	4	Fergus En Marche	1:47.34	0:27.19	61.3 (1400-1200)	1:47.34	1:26.66 [7]	1:14.76 [7]	1:02.67 [6]	0:50.78 [6]	0:38.74 [7]	0:26.44 [9]	0:13.64 [9]
	(7)	Nathan Thomas	17.5L (-1)	0:38.75	1000-800 (0:11.89)	(0:20.68)	(0:11.89)	(0:12.09)	(0:11.89)	(0:12.05)	(0:12.30)	(0:12.81)	(0:13.64)

Scrapped: Evade The Game (#7), Our Esprit (#8)

Report Created: Thu 16 April 2026

(Note: Races are conducted over an approximate distance as close as possible to the advertised distance, and recorded data may vary accordingly. Official times refer to race times only and do not include handicap times.)

[] Position in running at each section and finish TAB# Saddle cloth number

-:--:-- No data available at this section

NA No data available

DNT Did not track

BAR# Barrier/Gate Position

DNF Did not finish

DT-W Distance travelled compared to winner in metres

Fastest split

Fastest section



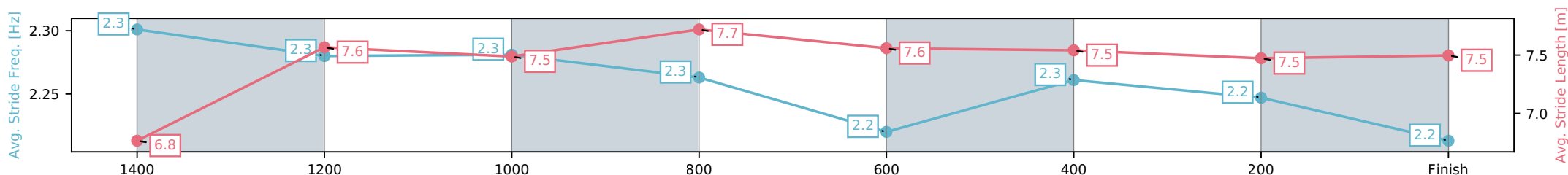
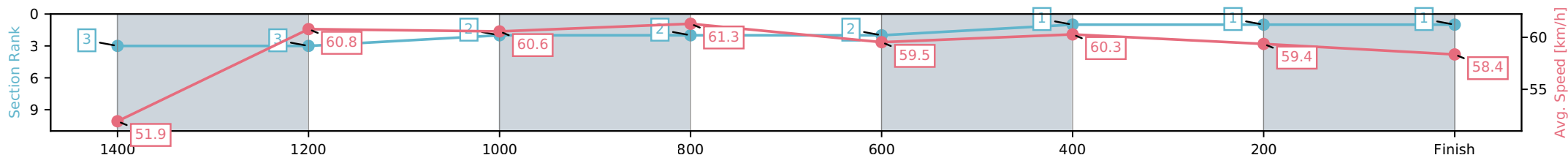
Horse/Jockey Name	Sicilian Warrior/Gary Geran
Finish Rank	1
Fastest Section Time (Section)	0:11.76 (1000-800)
Top Speed [km/h] (Section)	62.9 (1000-800)
Race State	Finished



Ipswich QLD --Professional-2026-04-16
 Race 2: BARRIER REEF POOLS Maiden Plate - 1690m
 16 April 2026 - 1:27PM
 Track Rating: Good 4, Weather: Fine, Rail Position: +6m Entire Circuit



Section	L1690	L1400	L1200	L1000	L800	L600	L400	L200
Section Times	1:44.36 (0:20.15)	1:24.21 [3] (0:11.95)	1:12.26 [2] (0:12.00)	1:00.26 [2] (0:11.76)	0:48.50 [2] (0:12.11)	0:36.38 [1] (0:11.91)	0:24.47 [1] (0:12.10)	0:12.37 [1] (0:12.37)
Average Speed [km/h]	51.9	60.8	60.6	61.3	59.5	60.3	59.4	58.4
Top Speed [km/h]	62.0	62.1	62.1	62.9	60.8	60.9	60.2	59.5
Avg. Dist. to Rail [m]	4.7	1.9	2.6	0.8	0.5	0.4	0.6	0.5
Avg. Stride Freq. [Hz]	2.3	2.3	2.3	2.3	2.2	2.3	2.2	2.2
Avg. Stride Length [m]	6.8	7.6	7.5	7.7	7.6	7.5	7.5	7.5



[] Ranking at each section and finish
 -:-:- No data available at this section
 NA No data available

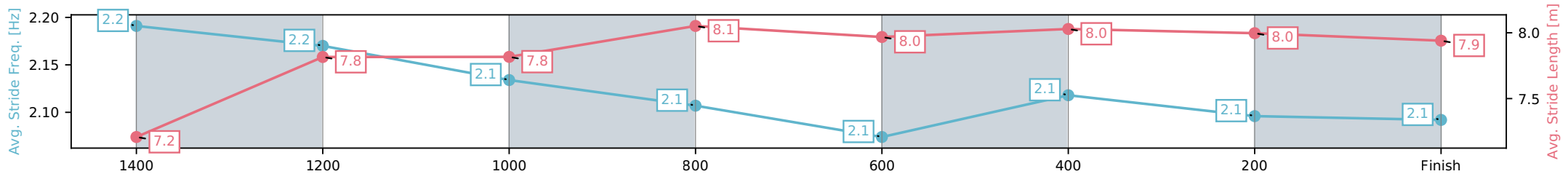
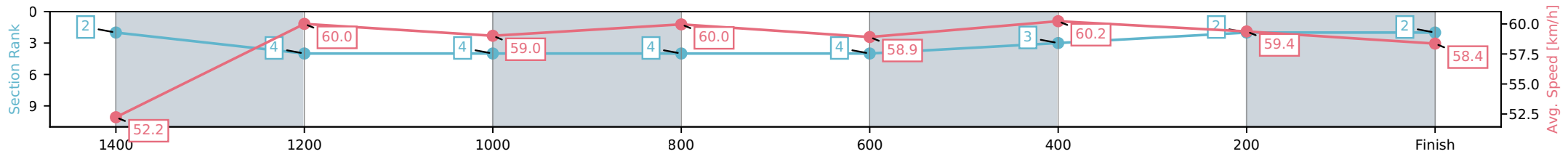
Horse/Jockey Name	Benzino/Boris Thornton
Finish Rank	2
Fastest Section Time (Section)	0:11.89 (600-400)
Top Speed [km/h] (Section)	61.9 (800-600)
Race State	Finished



Ipswich QLD --Professional-2026-04-16
 Race 2: BARRIER REEF POOLS Maiden Plate - 1690m
 16 April 2026 - 1:27PM
 Track Rating: Good 4, Weather: Fine, Rail Position: +6m Entire Circuit



Section	L1690	L1400	L1200	L1000	L800	L600	L400	L200
Section Times	1:44.65 (0:20.09)	1:24.56 [4] (0:12.02)	1:12.54 [4] (0:12.16)	1:00.38 [4] (0:11.94)	0:48.45 [4] (0:12.16)	0:36.28 [3] (0:11.89)	0:24.40 [2] (0:12.12)	0:12.28 [2] (0:12.28)
Average Speed [km/h]	52.2	60.0	59.0	60.0	58.9	60.2	59.4	58.4
Top Speed [km/h]	61.9	61.1	60.0	60.9	61.9	61.0	60.9	59.5
Avg. Dist. to Rail [m]	3.1	0.4	0.7	2.1	1.3	1.5	1.5	2.5
Avg. Stride Freq. [Hz]	2.2	2.2	2.1	2.1	2.1	2.1	2.1	2.1
Avg. Stride Length [m]	7.2	7.8	7.8	8.1	8.0	8.0	8.0	7.9



[] Ranking at each section and finish
 -:-:- No data available at this section
 NA No data available

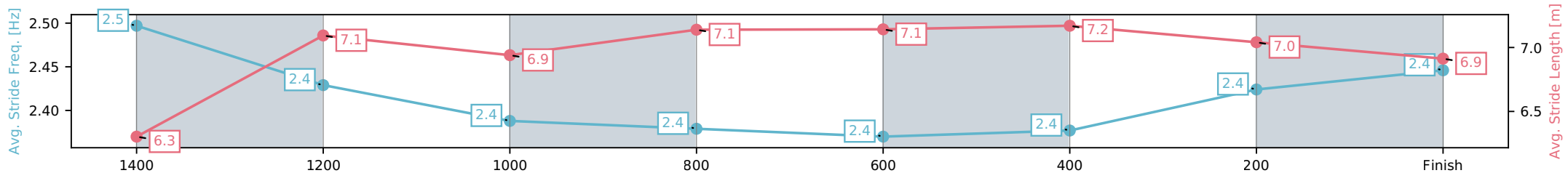
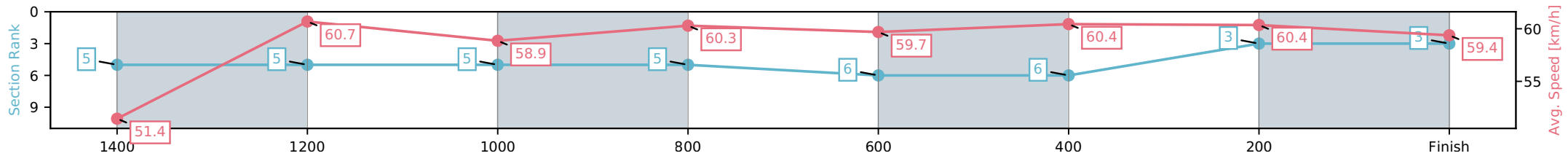
Horse/Jockey Name	Kamigamo/Julie Busuttin
Finish Rank	3
Fastest Section Time (Section)	0:11.92 (1000-800)
Top Speed [km/h] (Section)	62.6 (600-400)
Race State	Finished



Ipswich QLD --Professional-2026-04-16
 Race 2: BARRIER REEF POOLS Maiden Plate - 1690m
 16 April 2026 - 1:27PM
 Track Rating: Good 4, Weather: Fine, Rail Position: +6m Entire Circuit



Section	L1690	L1400	L1200	L1000	L800	L600	L400	L200
Section Times	1:44.67 (0:20.34)	1:24.33 [5] (0:11.95)	1:12.38 [5] (0:12.30)	1:00.08 [5] (0:11.92)	0:48.16 [6] (0:12.09)	0:36.07 [6] (0:11.96)	0:24.11 [3] (0:12.05)	0:12.06 [3] (0:12.06)
Average Speed [km/h]	51.4	60.7	58.9	60.3	59.7	60.4	60.4	59.4
Top Speed [km/h]	62.0	62.3	60.5	61.6	61.2	62.6	61.1	60.9
Avg. Dist. to Rail [m]	3.4	1.7	1.6	0.7	0.5	0.9	3.7	5.4
Avg. Stride Freq. [Hz]	2.5	2.4	2.4	2.4	2.4	2.4	2.4	2.4
Avg. Stride Length [m]	6.3	7.1	6.9	7.1	7.1	7.2	7.0	6.9



[] Ranking at each section and finish
 -:-:- No data available at this section
 NA No data available

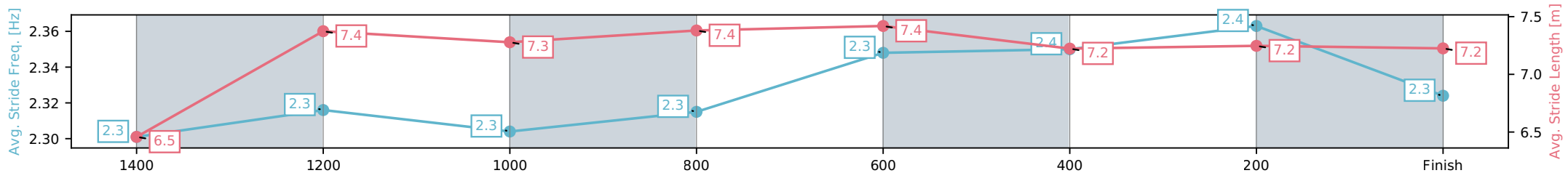
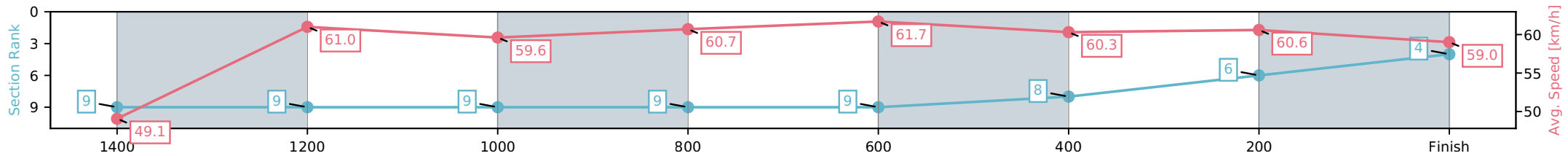
Horse/Jockey Name	Blood Red/Justin P Stanley
Finish Rank	4
Fastest Section Time (Section)	0:11.66 (800-600)
Top Speed [km/h] (Section)	62.7 (800-600)
Race State	Finished



Ipswich QLD --Professional-2026-04-16
 Race 2: BARRIER REEF POOLS Maiden Plate - 1690m
 16 April 2026 - 1:27PM
 Track Rating: Good 4, Weather: Fine, Rail Position: +6m Entire Circuit



Section	L1690	L1400	L1200	L1000	L800	L600	L400	L200
Section Times	1:44.96 (0:21.35)	1:23.61 [9] (0:11.81)	1:11.80 [9] (0:12.13)	0:59.67 [9] (0:11.84)	0:47.83 [9] (0:11.66)	0:36.16 [8] (0:11.98)	0:24.19 [6] (0:11.96)	0:12.23 [4] (0:12.23)
Average Speed [km/h]	49.1	61.0	59.6	60.7	61.7	60.3	60.6	59.0
Top Speed [km/h]	59.8	61.4	60.9	61.6	62.7	61.7	61.1	60.5
Avg. Dist. to Rail [m]	3.1	0.3	1.1	1.0	0.5	0.7	2.8	4.0
Avg. Stride Freq. [Hz]	2.3	2.3	2.3	2.3	2.3	2.4	2.4	2.3
Avg. Stride Length [m]	6.5	7.4	7.3	7.4	7.4	7.2	7.2	7.2



[] Ranking at each section and finish
 -:-:- No data available at this section
 NA No data available

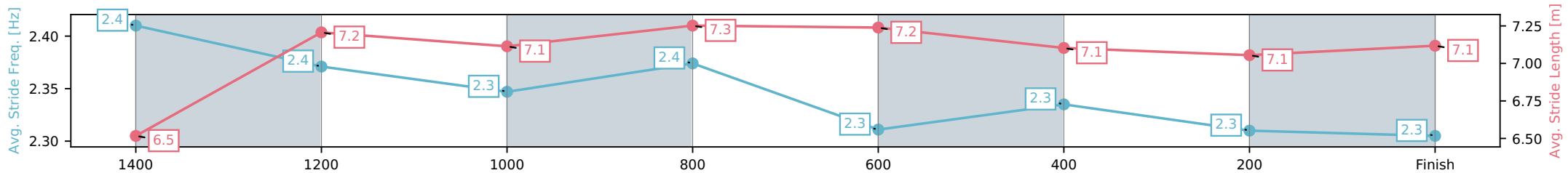
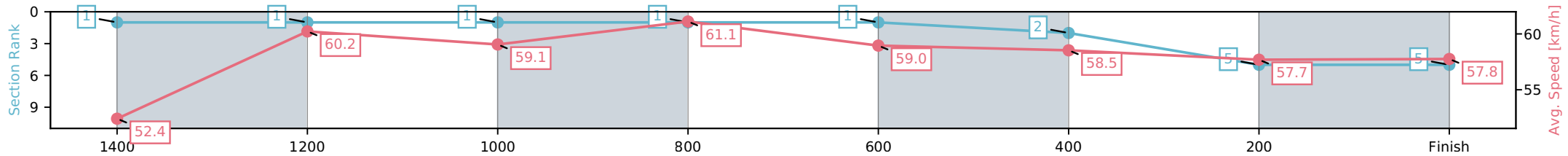
Horse/Jockey Name	Preachabull/Jason Taylor
Finish Rank	5
Fastest Section Time (Section)	0:11.73 (1000-800)
Top Speed [km/h] (Section)	62.6 (1000-800)
Race State	Finished



Ipswich QLD --Professional-2026-04-16
 Race 2: BARRIER REEF POOLS Maiden Plate - 1690m
 16 April 2026 - 1:27PM
 Track Rating: Good 4, Weather: Fine, Rail Position: +6m Entire Circuit



Section	L1690	L1400	L1200	L1000	L800	L600	L400	L200
Section Times	1:45.12 (0:19.94)	1:25.18 [1] (0:11.90)	1:13.28 [1] (0:12.17)	1:01.11 [1] (0:11.73)	0:49.38 [1] (0:12.16)	0:37.22 [2] (0:12.26)	0:24.96 [5] (0:12.48)	0:12.48 [5] (0:12.48)
Average Speed [km/h]	52.4	60.2	59.1	61.1	59.0	58.5	57.7	57.8
Top Speed [km/h]	61.2	61.4	60.1	62.6	60.2	59.3	58.8	58.3
Avg. Dist. to Rail [m]	1.4	1.3	0.3	1.0	0.9	0.8	0.3	1.0
Avg. Stride Freq. [Hz]	2.4	2.4	2.3	2.4	2.3	2.3	2.3	2.3
Avg. Stride Length [m]	6.5	7.2	7.1	7.3	7.2	7.1	7.1	7.1



- [] Ranking at each section and finish
- :-:- No data available at this section
- NA No data available

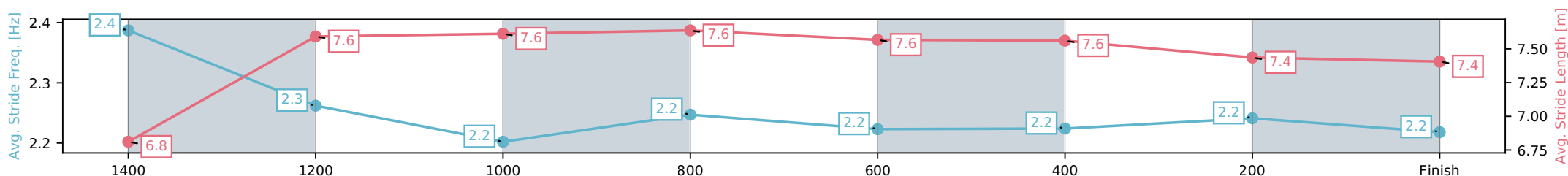
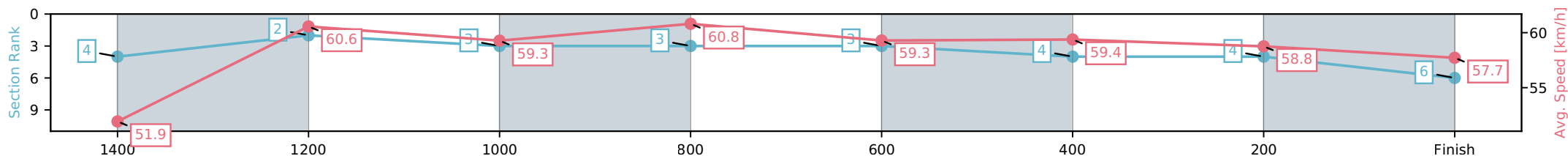
Horse/Jockey Name	Alkebulan/Colleen Krahen
Finish Rank	6
Fastest Section Time (Section)	0:11.82 (1000-800)
Top Speed [km/h] (Section)	62.5 (1690 - 1400)
Race State	Finished



Ipswich QLD --Professional-2026-04-16
 Race 2: BARRIER REEF POOLS Maiden Plate - 1690m
 16 April 2026 - 1:27PM
 Track Rating: Good 4, Weather: Fine, Rail Position: +6m Entire Circuit



Section	L1690	L1400	L1200	L1000	L800	L600	L400	L200
Section Times	1:45.14 (0:20.16)	1:24.98 [2] (0:11.91)	1:13.08 [3] (0:12.19)	1:00.89 [3] (0:11.82)	0:49.08 [3] (0:12.15)	0:36.92 [4] (0:12.12)	0:24.80 [4] (0:12.30)	0:12.50 [6] (0:12.50)
Average Speed [km/h]	51.9	60.6	59.3	60.8	59.3	59.4	58.8	57.7
Top Speed [km/h]	62.5	61.8	60.2	61.4	60.8	60.0	59.2	59.0
Avg. Dist. to Rail [m]	1.9	0.6	1.0	0.8	0.3	0.3	1.6	1.7
Avg. Stride Freq. [Hz]	2.4	2.3	2.2	2.2	2.2	2.2	2.2	2.2
Avg. Stride Length [m]	6.8	7.6	7.6	7.6	7.6	7.6	7.4	7.4



[] Ranking at each section and finish
 -:-:- No data available at this section
 NA No data available

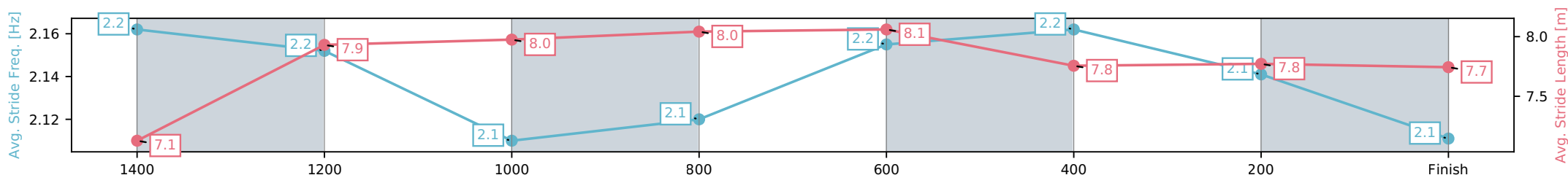
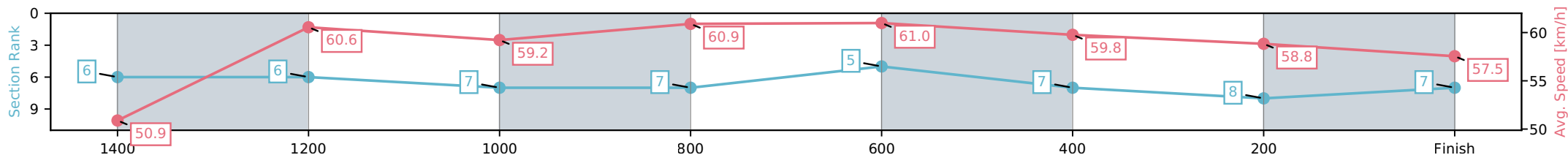
Horse/Jockey Name	Concador/Chelsea Baker
Finish Rank	7
Fastest Section Time (Section)	0:11.82 (1000-800)
Top Speed [km/h] (Section)	62.6 (800-600)
Race State	Finished



Ipswich QLD --Professional-2026-04-16
 Race 2: BARRIER REEF POOLS Maiden Plate - 1690m
 16 April 2026 - 1:27PM
 Track Rating: Good 4, Weather: Fine, Rail Position: +6m Entire Circuit



Section	L1690	L1400	L1200	L1000	L800	L600	L400	L200
Section Times	1:45.56 (0:20.59)	1:24.97 [6] (0:11.92)	1:13.06 [7] (0:12.23)	1:00.82 [7] (0:11.82)	0:49.00 [5] (0:11.90)	0:37.10 [7] (0:12.17)	0:24.93 [8] (0:12.40)	0:12.52 [7] (0:12.52)
Average Speed [km/h]	50.9	60.6	59.2	60.9	61.0	59.8	58.8	57.5
Top Speed [km/h]	60.0	61.0	60.3	62.4	62.6	61.1	59.7	58.4
Avg. Dist. to Rail [m]	3.3	0.7	1.4	0.4	1.8	2.5	4.4	5.7
Avg. Stride Freq. [Hz]	2.2	2.2	2.1	2.1	2.2	2.2	2.1	2.1
Avg. Stride Length [m]	7.1	7.9	8.0	8.0	8.1	7.8	7.8	7.7



[] Ranking at each section and finish
 -:-:- No data available at this section
 NA No data available

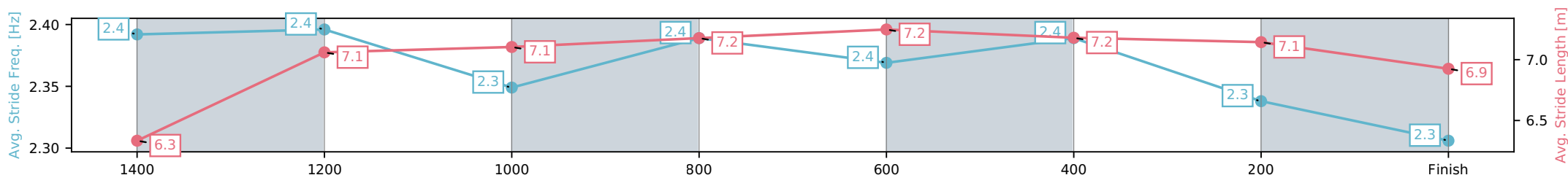
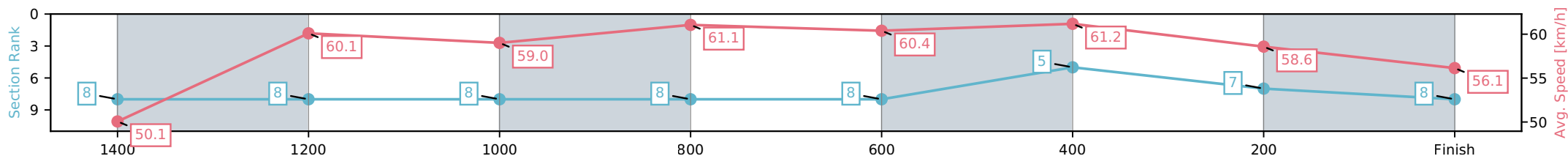
Horse/Jockey Name	Clearly Not/Damien Boche
Finish Rank	8
Fastest Section Time (Section)	0:11.75 (1000-800)
Top Speed [km/h] (Section)	62.5 (1000-800)
Race State	Finished



Ipswich QLD --Professional-2026-04-16
 Race 2: BARRIER REEF POOLS Maiden Plate - 1690m
 16 April 2026 - 1:27PM
 Track Rating: Good 4, Weather: Fine, Rail Position: +6m Entire Circuit



Section	L1690	L1400	L1200	L1000	L800	L600	L400	L200
Section Times	1:45.72 (0:20.90)	1:24.82 [8] (0:11.95)	1:12.86 [8] (0:12.18)	1:00.68 [8] (0:11.75)	0:48.94 [8] (0:11.95)	0:36.98 [5] (0:11.81)	0:25.17 [7] (0:12.34)	0:12.83 [8] (0:12.83)
Average Speed [km/h]	50.1	60.1	59.0	61.1	60.4	61.2	58.6	56.1
Top Speed [km/h]	60.5	61.0	60.6	62.5	61.7	62.1	61.2	57.5
Avg. Dist. to Rail [m]	5.0	0.6	0.4	1.4	0.7	0.9	1.4	2.8
Avg. Stride Freq. [Hz]	2.4	2.4	2.3	2.4	2.4	2.4	2.3	2.3
Avg. Stride Length [m]	6.3	7.1	7.1	7.2	7.2	7.2	7.1	6.9



[] Ranking at each section and finish
 -:-:- No data available at this section
 NA No data available

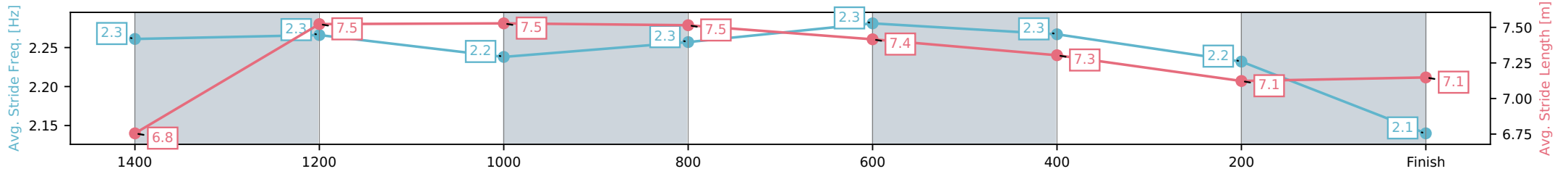
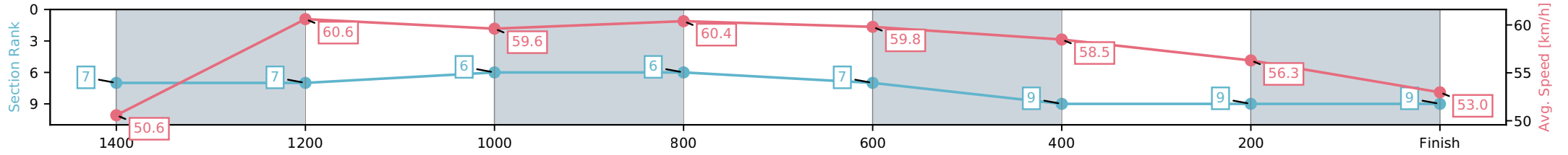
Horse/Jockey Name	Fergus En Marche/Nathan Thomas
Finish Rank	9
Fastest Section Time (Section)	0:11.89 (1000-800)
Top Speed [km/h] (Section)	61.3 (1400-1200)
Race State	Finished



Ipswich QLD --Professional-2026-04-16
 Race 2: BARRIER REEF POOLS Maiden Plate - 1690m
 16 April 2026 - 1:27PM
 Track Rating: Good 4, Weather: Fine, Rail Position: +6m Entire Circuit



Section	L1690	L1400	L1200	L1000	L800	L600	L400	L200
Section Times	1:47.34 (0:20.68)	1:26.66 [7] (0:11.89)	1:14.76 [6] (0:12.09)	1:02.67 [6] (0:11.89)	0:50.78 [7] (0:12.05)	0:38.74 [9] (0:12.30)	0:26.44 [9] (0:12.81)	0:13.64 [9] (0:13.64)
Average Speed [km/h]	50.6	60.6	59.6	60.4	59.8	58.5	56.3	53.0
Top Speed [km/h]	61.0	61.3	60.5	61.0	60.7	59.3	57.4	57.1
Avg. Dist. to Rail [m]	3.7	0.3	0.7	0.8	0.3	0.3	0.8	1.0
Avg. Stride Freq. [Hz]	2.3	2.3	2.2	2.3	2.3	2.3	2.2	2.1
Avg. Stride Length [m]	6.8	7.5	7.5	7.5	7.4	7.3	7.1	7.1



[] Ranking at each section and finish
 -:-:- No data available at this section
 NA No data available



Ipswich QLD
 Race 3: TAB Class 5 Handicap - 1100m
 16 April 2026 - 2:04PM



Track Rating: Good 4, Weather: Fine, Rail Position: +6m Entire Circuit

Field Times (Race Tempo) 1:03.26 0:55.15 0:44.68 0:33.93 0:22.95 0:11.62
 (0:08.11) (0:10.47) (0:10.75) (0:10.97) (0:11.34) (0:11.62)

Rank	TAB#	Horse	Overall Time	First 400m	Top Speed km/h (Section)	L1100	L1000	L800	L600	L400	L200		
	(BAR#)	Jockey	Margin (DT-W)	Last 600m	Fastest Section (Time)	Start - 1000	1000 - 800	800 - 600	600 - 400	400 - 200	200 - Finish		
1	5	Joy A Plenty	1:03.26	0:24.82	69.3 (600-400)	1:03.26	0:54.82 [7]	0:43.90 [8]	0:33.09 [8]	0:22.30 [8]	0:11.28 [6]		
	(7)	Cody Collis		0:33.10	600-400 (0:10.80)	(0:08.44)	(0:10.92)	(0:10.80)	(0:10.80)	(0:11.02)	(0:11.28)		
2	3	Concession	1:03.40	0:24.25	70.1 (800-600)	1:03.40	0:55.02 [4]	0:44.37 [4]	0:33.87 [4]	0:22.87 [4]	0:11.54 [3]		
	(6)	Luke Dempsey	0.8L (+3)	0:33.88	800-600 (0:10.49)	(0:08.38)	(0:10.65)	(0:10.49)	(0:11.00)	(0:11.34)	(0:11.54)		
3	4	The Gambling Greek	1:03.52	0:24.03	69.0 (800-600)	1:03.52	0:55.36 [2]	0:44.71 [2]	0:34.19 [1]	0:23.22 [1]	0:11.88 [1]		
	(4)	Angela Jones	1.6L (+2)	0:34.19	800-600 (0:10.52)	(0:08.16)	(0:10.65)	(0:10.52)	(0:10.97)	(0:11.34)	(0:11.88)		
4	2	Shot Of Whiskey	1:03.57	0:24.27	69.0 (800-600)	1:03.57	0:55.39 [3]	0:44.67 [3]	0:34.04 [3]	0:23.08 [3]	0:11.72 [2]		
	(5)	Daniel Moor	1.9L (+4)	0:34.04	800-600 (0:10.63)	(0:08.18)	(0:10.72)	(0:10.63)	(0:10.96)	(0:11.36)	(0:11.72)		
5	1	Lost His Beans	1:03.69	0:24.42	69.1 (800-600)	1:03.69	0:55.27 [5]	0:44.54 [6]	0:33.96 [5]	0:22.99 [5]	0:11.78 [4]		
	(2)	Ryan Maloney	2.6L (+0)	0:33.97	800-600 (0:10.58)	(0:08.42)	(0:10.73)	(0:10.58)	(0:10.98)	(0:11.21)	(0:11.78)		
6	6	Speedy One	1:03.88	0:24.50	69.0 (1000-800)	1:03.88	0:55.35 [8]	0:44.67 [7]	0:34.02 [6]	0:23.06 [7]	0:11.72 [8]		
	(3)	Ben Thompson	3.7L (+1)	0:34.02	800-600 (0:10.66)	(0:08.53)	(0:10.68)	(0:10.66)	(0:10.96)	(0:11.34)	(0:11.72)		
7	8	Goodes	1:03.92	0:24.45	68.4 (800-600)	1:03.92	0:55.50 [6]	0:44.83 [5]	0:34.02 [7]	0:23.17 [6]	0:11.89 [7]		
	(1)	Brandon Lerena	3.9L (+6)	0:34.01	1000-800 (0:10.66)	(0:08.42)	(0:10.66)	(0:10.82)	(0:10.84)	(0:11.28)	(0:11.89)		
8	7	Cabaletto	1:04.33	0:24.02	70.0 (1000-800)	1:04.33	0:56.22 [1]	0:45.75 [1]	0:34.90 [2]	0:23.98 [2]	0:12.41 [5]		
	(8)	Courtney Bellamy	6.3L (+11)	0:34.90	1000-800 (0:10.47)	(0:08.11)	(0:10.47)	(0:10.85)	(0:10.92)	(0:11.57)	(0:12.41)		

Report Created: Thu 16 April 2026

(Note: Races are conducted over an approximate distance as close as possible to the advertised distance, and recorded data may vary accordingly. Official times refer to race times only and do not include handicap times.)

[] Position in running at each section and finish TAB# Saddle cloth number
 -:-:- No data available at this section BAR# Barrier/Gate Position
 NA No data available DNF Did not finish
 DNT Did not track DT-W Distance travelled compared to winner in metres

Fastest split
 Fastest section



Horse/Jockey Name	Joy A Plenty/Cody Collis
Finish Rank	1
Fastest Section Time (Section)	0:10.80 (600-400)
Top Speed [km/h] (Section)	69.3 (600-400)
Race State	Finished



Ipswich QLD --Professional-2026-04-16

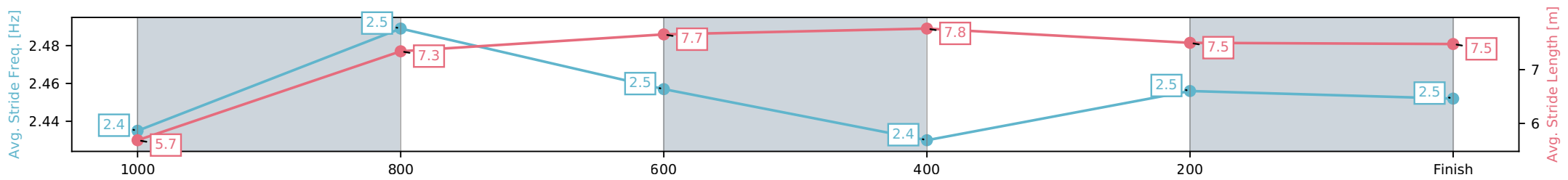
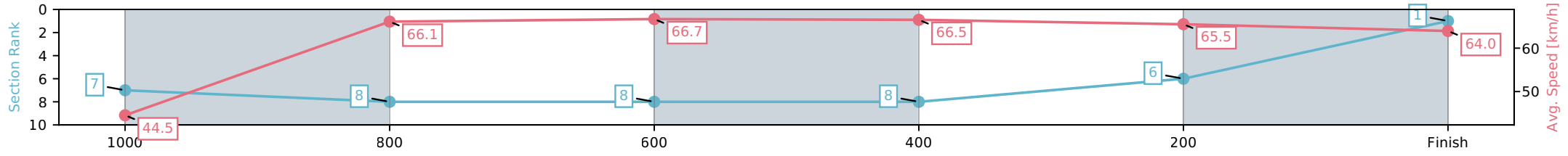
Race 3: TAB Class 5 Handicap - 1100m

16 April 2026 - 2:04PM

Track Rating: Good 4, Weather: Fine, Rail Position: +6m Entire Circuit



Section	L1100	L1000	L800	L600	L400	L200
Section Times	1:03.26 (0:08.44)	0:54.82 [8] (0:10.92)	0:43.90 [8] (0:10.80)	0:33.09 [8] (0:10.80)	0:22.30 [6] (0:11.02)	0:11.28 [1] (0:11.28)
Average Speed [km/h]	44.5	66.1	66.7	66.5	65.5	64.0
Top Speed [km/h]	59.4	68.3	67.2	69.3	66.3	66.3
Avg. Dist. to Rail [m]	6.8	1.6	1.1	0.7	2.3	3.9
Avg. Stride Freq. [Hz]	2.4	2.5	2.5	2.4	2.5	2.5
Avg. Stride Length [m]	5.7	7.3	7.7	7.8	7.5	7.5



[] Ranking at each section and finish
 -:-:- No data available at this section
 NA No data available

Horse/Jockey Name	Concession/Luke Dempsey
Finish Rank	2
Fastest Section Time (Section)	0:10.49 (800-600)
Top Speed [km/h] (Section)	70.1 (800-600)
Race State	Finished



Ipswich QLD --Professional-2026-04-16

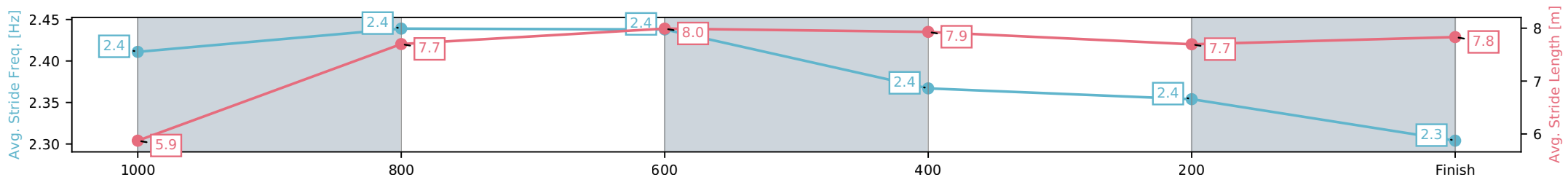
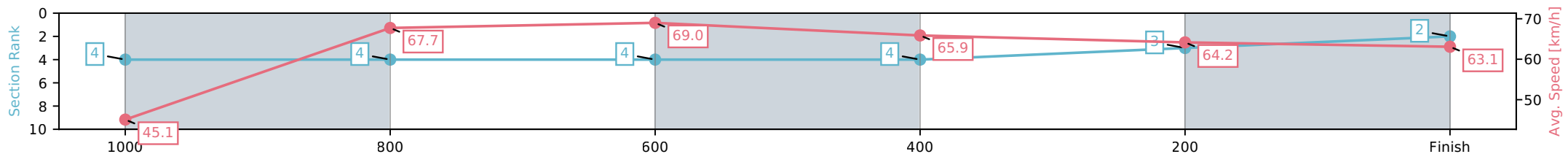
Race 3: TAB Class 5 Handicap - 1100m

16 April 2026 - 2:04PM

Track Rating: Good 4, Weather: Fine, Rail Position: +6m Entire Circuit



Section	L1100	L1000	L800	L600	L400	L200
Section Times	1:03.40 (0:08.38)	0:55.02 [4] (0:10.65)	0:44.37 [4] (0:10.49)	0:33.87 [4] (0:11.00)	0:22.87 [3] (0:11.34)	0:11.54 [2] (0:11.54)
Average Speed [km/h]	45.1	67.7	69.0	65.9	64.2	63.1
Top Speed [km/h]	62.1	68.7	70.1	68.1	65.6	65.9
Avg. Dist. to Rail [m]	5.8	1.1	1.5	1.8	3.0	3.1
Avg. Stride Freq. [Hz]	2.4	2.4	2.4	2.4	2.4	2.3
Avg. Stride Length [m]	5.9	7.7	8.0	7.9	7.7	7.8



- [] Ranking at each section and finish
- :-:- No data available at this section
- NA No data available

Horse/Jockey Name	The Gambling Greek/Angela Jones
Finish Rank	3
Fastest Section Time (Section)	0:10.52 (800-600)
Top Speed [km/h] (Section)	69.0 (800-600)
Race State	Finished



Ipswich QLD --Professional-2026-04-16

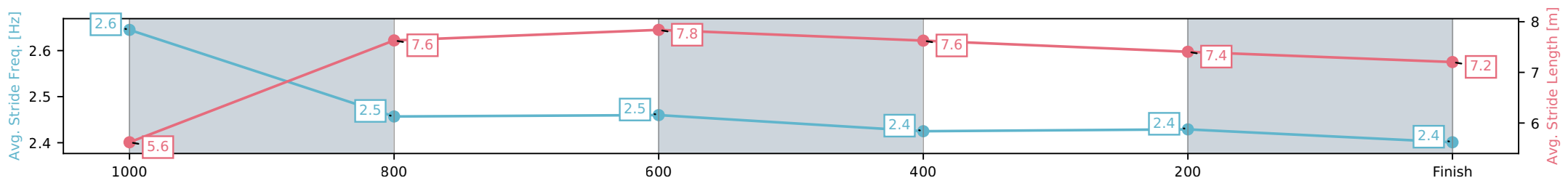
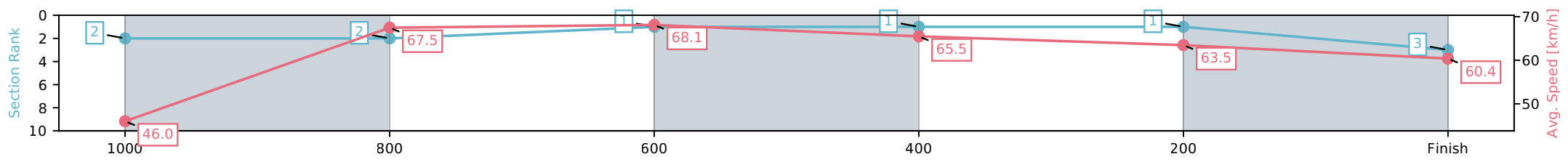
Race 3: TAB Class 5 Handicap - 1100m

16 April 2026 - 2:04PM

Track Rating: Good 4, Weather: Fine, Rail Position: +6m Entire Circuit



Section	L1100	L1000	L800	L600	L400	L200
Section Times	1:03.52 (0:08.16)	0:55.36 [2] (0:10.65)	0:44.71 [1] (0:10.52)	0:34.19 [1] (0:10.97)	0:23.22 [1] (0:11.34)	0:11.88 [3] (0:11.88)
Average Speed [km/h]	46.0	67.5	68.1	65.5	63.5	60.4
Top Speed [km/h]	64.1	68.5	69.0	66.7	65.2	62.5
Avg. Dist. to Rail [m]	3.9	1.0	0.9	0.7	0.6	1.9
Avg. Stride Freq. [Hz]	2.6	2.5	2.5	2.4	2.4	2.4
Avg. Stride Length [m]	5.6	7.6	7.8	7.6	7.4	7.2



[] Ranking at each section and finish
 -:-:- No data available at this section
 NA No data available

Horse/Jockey Name	Shot Of Whiskey/Daniel Moor
Finish Rank	4
Fastest Section Time (Section)	0:10.63 (800-600)
Top Speed [km/h] (Section)	69.0 (800-600)
Race State	Finished



Ipswich QLD --Professional-2026-04-16

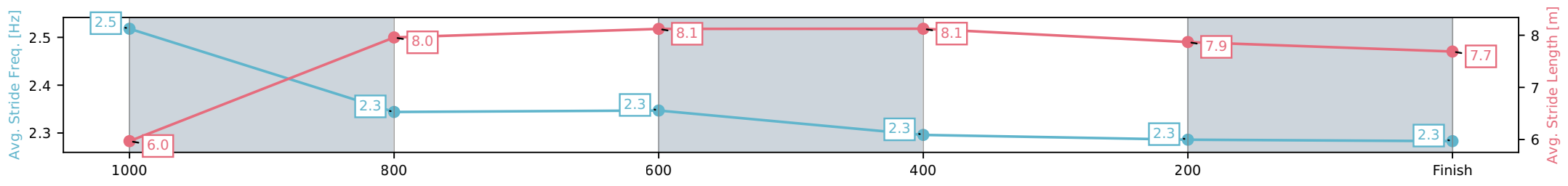
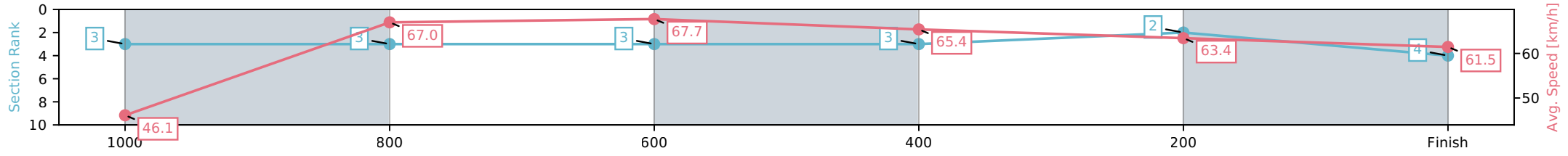
Race 3: TAB Class 5 Handicap - 1100m

16 April 2026 - 2:04PM

Track Rating: Good 4, Weather: Fine, Rail Position: +6m Entire Circuit



Section	L1100	L1000	L800	L600	L400	L200
Section Times	1:03.57 (0:08.18)	0:55.39 [3] (0:10.72)	0:44.67 [3] (0:10.63)	0:34.04 [3] (0:10.96)	0:23.08 [2] (0:11.36)	0:11.72 [4] (0:11.72)
Average Speed [km/h]	46.1	67.0	67.7	65.4	63.4	61.5
Top Speed [km/h]	63.2	67.8	69.0	68.3	64.6	63.6
Avg. Dist. to Rail [m]	3.8	1.2	0.3	1.0	0.8	0.5
Avg. Stride Freq. [Hz]	2.5	2.3	2.3	2.3	2.3	2.3
Avg. Stride Length [m]	6.0	8.0	8.1	8.1	7.9	7.7



[] Ranking at each section and finish
 -:-:- No data available at this section
 NA No data available

Horse/Jockey Name	Lost His Beans/Ryan Maloney
Finish Rank	5
Fastest Section Time (Section)	0:10.58 (800-600)
Top Speed [km/h] (Section)	69.1 (800-600)
Race State	Finished



Ipswich QLD --Professional-2026-04-16

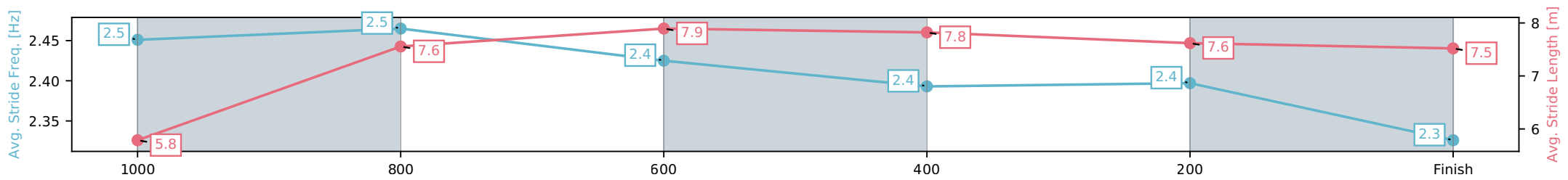
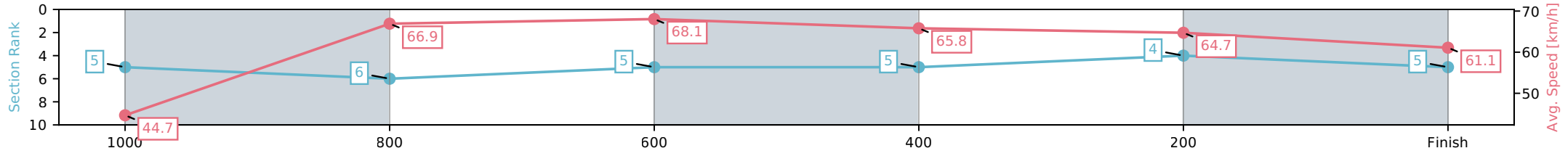
Race 3: TAB Class 5 Handicap - 1100m

16 April 2026 - 2:04PM

Track Rating: Good 4, Weather: Fine, Rail Position: +6m Entire Circuit



Section	L1100	L1000	L800	L600	L400	L200
Section Times	1:03.69 (0:08.42)	0:55.27 [6] (0:10.73)	0:44.54 [5] (0:10.58)	0:33.96 [5] (0:10.98)	0:22.99 [4] (0:11.21)	0:11.78 [5] (0:11.78)
Average Speed [km/h]	44.7	66.9	68.1	65.8	64.7	61.1
Top Speed [km/h]	62.9	67.8	69.1	67.4	65.4	63.8
Avg. Dist. to Rail [m]	2.3	0.8	0.3	0.8	3.0	4.3
Avg. Stride Freq. [Hz]	2.5	2.5	2.4	2.4	2.4	2.3
Avg. Stride Length [m]	5.8	7.6	7.9	7.8	7.6	7.5



[] Ranking at each section and finish
 -:-:- No data available at this section
 NA No data available

Horse/Jockey Name	Speedy One/Ben Thompson
Finish Rank	6
Fastest Section Time (Section)	0:10.66 (800-600)
Top Speed [km/h] (Section)	69.0 (1000-800)
Race State	Finished



Ipswich QLD --Professional-2026-04-16

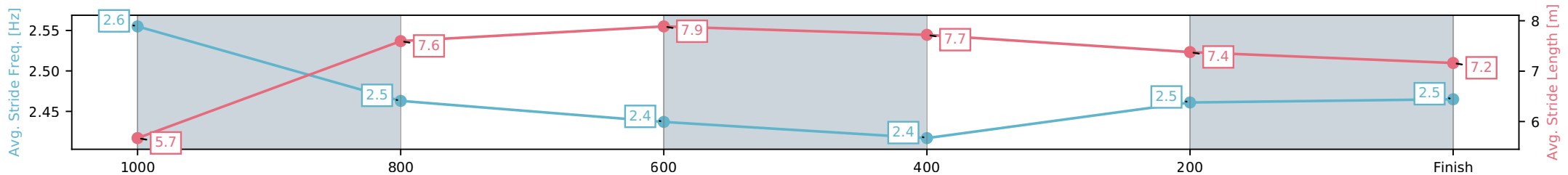
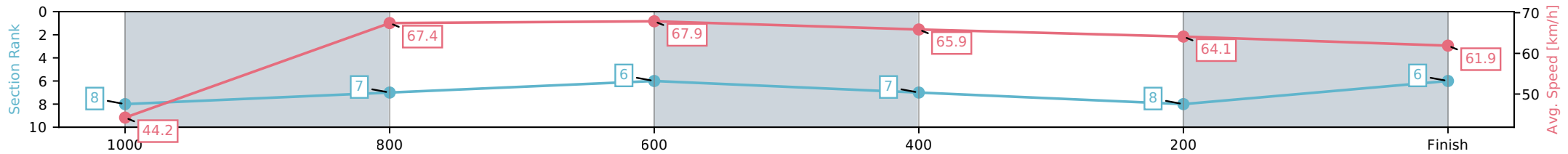
Race 3: TAB Class 5 Handicap - 1100m

16 April 2026 - 2:04PM

Track Rating: Good 4, Weather: Fine, Rail Position: +6m Entire Circuit



Section	L1100	L1000	L800	L600	L400	L200
Section Times	1:03.88 (0:08.53)	0:55.35 [7] (0:10.68)	0:44.67 [6] (0:10.66)	0:34.02 [7] (0:10.96)	0:23.06 [8] (0:11.34)	0:11.72 [6] (0:11.72)
Average Speed [km/h]	44.2	67.4	67.9	65.9	64.1	61.9
Top Speed [km/h]	62.4	69.0	69.0	67.0	64.9	63.9
Avg. Dist. to Rail [m]	3.8	0.8	1.2	0.7	4.4	5.6
Avg. Stride Freq. [Hz]	2.6	2.5	2.4	2.4	2.5	2.5
Avg. Stride Length [m]	5.7	7.6	7.9	7.7	7.4	7.2



Report Created: Thu 16 April 2026 (Note: Timing is based on positional data)

[] Ranking at each section and finish
 -:-:- No data available at this section
 NA No data available

Horse/Jockey Name	Goodes/Brandon Lerena
Finish Rank	7
Fastest Section Time (Section)	0:10.66 (1000-800)
Top Speed [km/h] (Section)	68.4 (800-600)
Race State	Finished



Ipswich QLD --Professional-2026-04-16

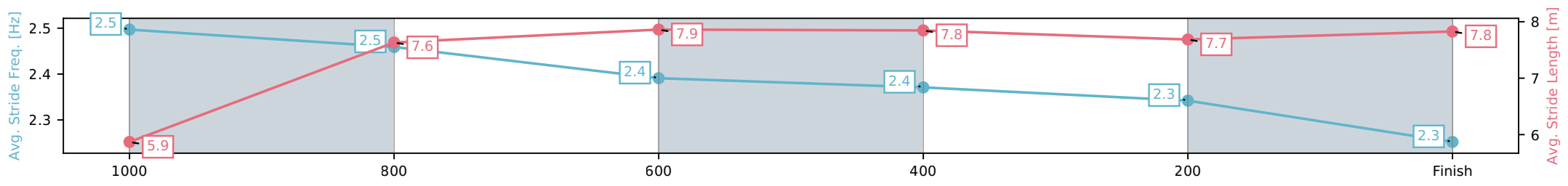
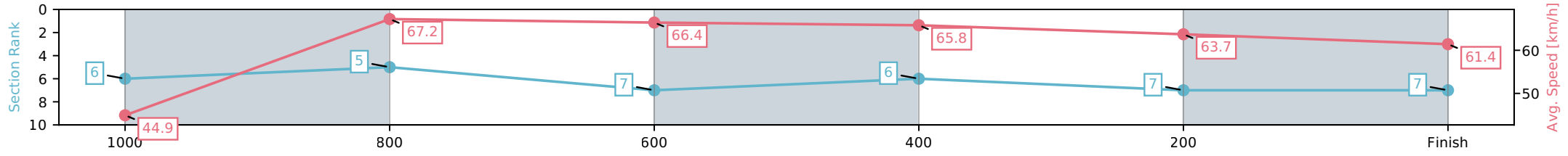
Race 3: TAB Class 5 Handicap - 1100m

16 April 2026 - 2:04PM

Track Rating: Good 4, Weather: Fine, Rail Position: +6m Entire Circuit



Section	L1100	L1000	L800	L600	L400	L200
Section Times	1:03.92 (0:08.42)	0:55.50 [5] (0:10.66)	0:44.83 [7] (0:10.82)	0:34.02 [6] (0:10.84)	0:23.17 [7] (0:11.28)	0:11.89 [7] (0:11.89)
Average Speed [km/h]	44.9	67.2	66.4	65.8	63.7	61.4
Top Speed [km/h]	64.1	68.0	68.4	67.6	64.7	64.8
Avg. Dist. to Rail [m]	1.0	1.1	0.7	2.0	1.1	1.2
Avg. Stride Freq. [Hz]	2.5	2.5	2.4	2.4	2.3	2.3
Avg. Stride Length [m]	5.9	7.6	7.9	7.8	7.7	7.8



[] Ranking at each section and finish
 -:-:- No data available at this section
 NA No data available

Horse/Jockey Name	Cabaletto/Courtney Bellamy
Finish Rank	8
Fastest Section Time (Section)	0:10.47 (1000-800)
Top Speed [km/h] (Section)	70.0 (1000-800)
Race State	Finished



Ipswich QLD --Professional-2026-04-16

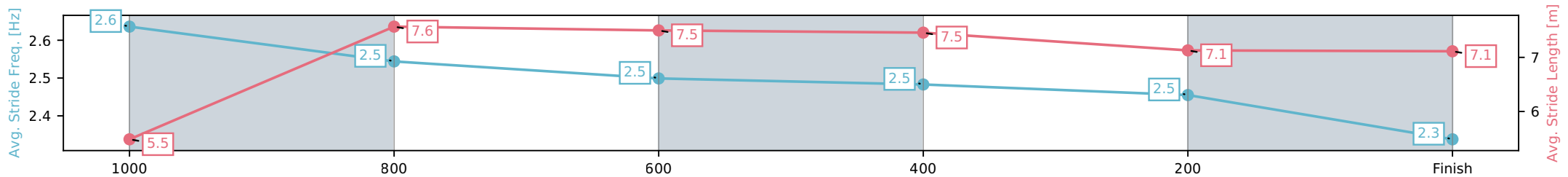
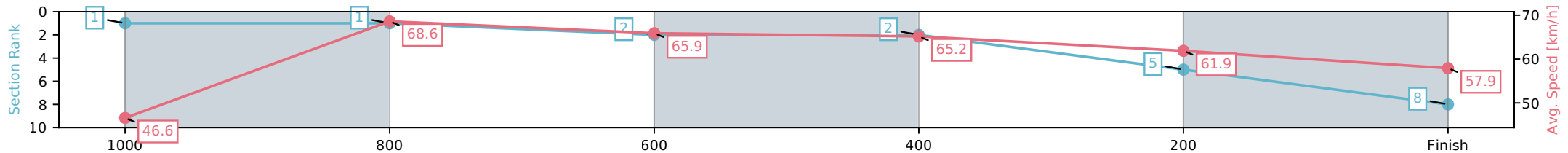
Race 3: TAB Class 5 Handicap - 1100m

16 April 2026 - 2:04PM

Track Rating: Good 4, Weather: Fine, Rail Position: +6m Entire Circuit



Section	L1100	L1000	L800	L600	L400	L200
Section Times	1:04.33 (0:08.11)	0:56.22 [1] (0:10.47)	0:45.75 [2] (0:10.85)	0:34.90 [2] (0:10.92)	0:23.98 [5] (0:11.57)	0:12.41 [8] (0:12.41)
Average Speed [km/h]	46.6	68.6	65.9	65.2	61.9	57.9
Top Speed [km/h]	65.4	70.0	66.5	67.5	62.8	61.4
Avg. Dist. to Rail [m]	7.1	1.2	1.8	2.9	1.6	1.5
Avg. Stride Freq. [Hz]	2.6	2.5	2.5	2.5	2.5	2.3
Avg. Stride Length [m]	5.5	7.6	7.5	7.5	7.1	7.1



- [] Ranking at each section and finish
- :-:- No data available at this section
- NA No data available



Ipswich QLD
 Race 4: LIVING TURF BENCHMARK 60 Handicap - 2180m
 16 April 2026 - 2:43PM

Track Rating: Good 4, Weather: Fine, Rail Position: +6m Entire Circuit



Field Times (Race Tempo) 2:18.19 (0:13.15) 2:05.04 (0:12.18) 1:52.86 (0:13.08) 1:39.78 (0:13.02) 1:26.76 (0:13.16) 1:13.60 (0:13.40) 1:00.20 (0:12.87) 0:47.34 (0:12.39)

Rank	TAB#	Horse	Overall Time	First 400m	Top Speed km/h (Section)	L2180	L2000	L1800	L1600	L1400	L1200	L1000	L800
	(BAR#)	Jockey	Margin (DT-W)	Last 600m	Fastest Section (Time)	Start - 2000	2000 - 1800	1800 - 1600	1600 - 1400	1400 - 1200	1200 - 1000	1000 - 800	800 - 600
11	3	Likeabeel	2:19.44	0:27.95	63.5 (400-200)	2:19.44	2:04.88 [10]	1:52.76 [9]	1:39.63 [11]	1:26.58 [10]	1:13.31 [10]	0:59.97 [10]	0:47.09 [11]
	(11)	Julie Busuttin	7.4L (-2)	0:34.96	400-200 (0:11.54)	(0:14.56)	(0:12.12)	(0:13.12)	(0:13.06)	(0:13.27)	(0:13.34)	(0:12.88)	(0:12.13)

Scratched: Reggie's Folly (#4), Hurricane Rosie (#8), Classique Gal (#9)



Ipswich QLD
 Race 4: LIVING TURF BENCHMARK 60 Handicap - 2180m
 16 April 2026 - 2:43PM



Track Rating: Good 4, Weather: Fine, Rail Position: +6m Entire Circuit

Field Times (Race Tempo) 0:34.94 (0:11.81) 0:23.13 (0:11.46) 0:11.66 (0:11.66)

Rank	TAB#	Horse	Overall Time	First 400m	Top Speed km/h (Section)	L600	L400	L200					
	(BAR#)	Jockey	Margin (DT-W)	Last 600m	Fastest Section (Time)	600 - 400	400 - 200	200 - Finish					
1	6	Sacred Bull	2:18.19	0:27.07	64.4 (400-200)	0:34.82 [2]	0:23.00 [2]	0:11.66 [2]					
	(8)	Ben Thompson		0:34.82	400-200 (0:11.34)	(0:11.82)	(0:11.34)	(0:11.66)					
2	5	Kalkanli	2:18.20	0:26.91	65.3 (400-200)	0:34.60 [3]	0:22.87 [3]	0:11.44 [3]					
	(1)	Boris Thornton	0.1L (+11)	0:34.60	400-200 (0:11.43)	(0:11.73)	(0:11.43)	(0:11.44)					
3	7	Down Under Stunnah	2:18.33	0:26.82	64.7 (400-200)	0:34.70 [4]	0:22.95 [4]	0:11.56 [4]					
	(2)	Brandon Lerena	0.8L (-3)	0:34.70	400-200 (0:11.39)	(0:11.75)	(0:11.39)	(0:11.56)					
4	1	Power Ace	2:18.34	0:26.60	67.0 (2180 - 2000)	0:35.09 [1]	0:23.28 [1]	0:11.81 [1]					
	(10)	Bella Youngberry	0.9L (+0)	0:35.08	400-200 (0:11.46)	(0:11.81)	(0:11.46)	(0:11.81)					
5	11	Prefer To Dance	2:18.66	0:27.12	64.2 (400-200)	0:34.74 [6]	0:23.05 [6]	0:11.62 [5]					
	(5)	Damien Boche	2.8L (-1)	0:34.75	400-200 (0:11.44)	(0:11.69)	(0:11.44)	(0:11.62)					
6	10	Giddy Gan's Joy	2:18.71	0:27.37	63.6 (400-200)	0:34.88 [5]	0:23.12 [5]	0:11.64 [6]					
	(3)	Jason Taylor	3.0L (+5)	0:34.88	400-200 (0:11.49)	(0:11.75)	(0:11.49)	(0:11.64)					
7	14	Another Dazzler	2:18.89	0:27.40	63.2 (400-200)	0:34.84 [7]	0:23.19 [7]	0:11.60 [7]					
	(6)	Scott Sheargold	4.1L (-4)	0:34.84	400-200 (0:11.58)	(0:11.66)	(0:11.58)	(0:11.60)					
8	13	Maurita	2:19.12	0:27.67	63.4 (400-200)	0:35.05 [8]	0:23.21 [8]	0:11.67 [8]					
	(7)	Karl Zechner	5.5L (-1)	0:35.05	400-200 (0:11.54)	(0:11.84)	(0:11.54)	(0:11.67)					
9	2	Amalgamation	2:19.28	0:27.98	63.7 (200-0)	0:34.98 [9]	0:23.20 [10]	0:11.64 [9]					
	(4)	Dylan Turner	6.4L (+0)	0:34.98	400-200 (0:11.55)	(0:11.79)	(0:11.55)	(0:11.64)					
10	12	Bolero	2:19.34	0:27.97	63.9 (400-200)	0:35.02 [10]	0:23.36 [9]	0:11.68 [10]					
	(9)	Fred Larson	6.8L (+1)	0:35.03	600-400 (0:11.66)	(0:11.66)	(0:11.69)	(0:11.68)					

Scratched: Reggie's Folly (#4), Hurricane Rosie (#8), Classique Gal (#9)

Report Created: Thu 16 April 2026

(Note: Races are conducted over an approximate distance as close as possible to the advertised distance, and recorded data may vary accordingly. Official times refer to race times only and do not include handicap times.)

- [] Position in running at each section and finish TAB# Saddle cloth number
- :--:-- No data available at this section BAR# Barrier/Gate Position
- NA No data available DNF Did not finish
- DNT Did not track DT-W Distance travelled compared to winner in metres

- Fastest split
- Fastest section



Ipswich QLD
 Race 4: LIVING TURF BENCHMARK 60 Handicap - 2180m
 16 April 2026 - 2:43PM

Track Rating: Good 4, Weather: Fine, Rail Position: +6m Entire Circuit



Field Times 0:34.94 0:23.13 0:11.66
 (Race Tempo) (0:11.81) (0:11.46) (0:11.66)

Rank	TAB#	Horse	Overall Time	First 400m	Top Speed km/h (Section)	L600	L400	L200					
	(BAR#)	Jockey	Margin (DT-W)	Last 600m	Fastest Section (Time)	600 - 400	400 - 200	200 - Finish					
11	3	Likeabeel	2:19.44	0:27.95	63.5 (400-200)	0:34.96 [11]	0:23.19 [11]	0:11.65 [11]					
	(11)	Julie Busuttin	7.4L (-2)	0:34.96	400-200 (0:11.54)	(0:11.77)	(0:11.54)	(0:11.65)					

Scratched: Reggie's Folly (#4), Hurricane Rosie (#8), Classique Gal (#9)

Report Created: Thu 16 April 2026

(Note: Races are conducted over an approximate distance as close as possible to the advertised distance, and recorded data may vary accordingly. Official times refer to race times only and do not include handicap times.)

[] Position in running at each section and finish TAB# Saddle cloth number
 -:-:- No data available at this section BAR# Barrier/Gate Position
 NA No data available DNF Did not finish
 DNT Did not track DT-W Distance travelled compared to winner in metres

Fastest split
 Fastest section

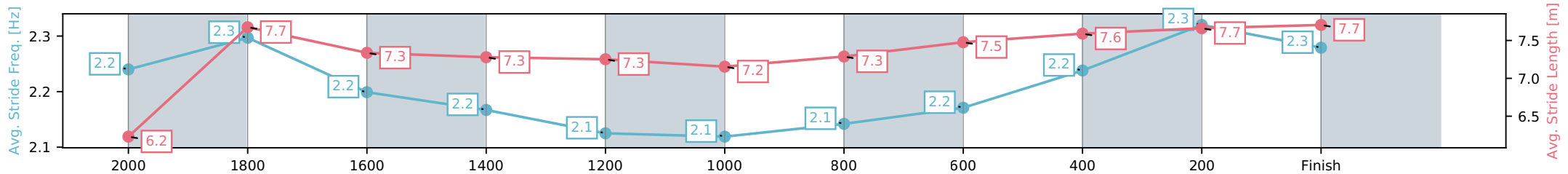
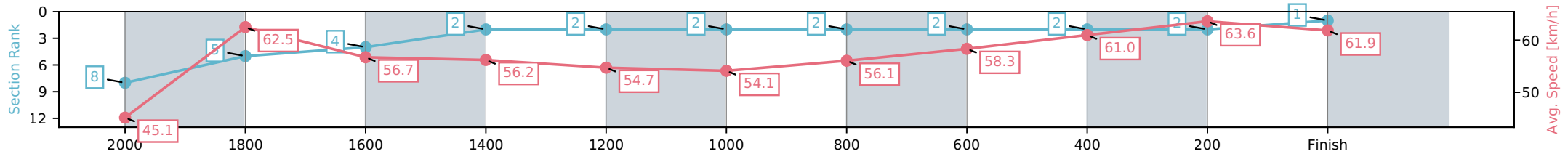
Horse/Jockey Name	Sacred Bull/Ben Thompson
Finish Rank	1
Fastest Section Time (Section)	0:11.34 (400-200)
Top Speed [km/h] (Section)	64.4 (400-200)
Race State	Finished



Ipswich QLD --Professional-2026-04-16
 Race 4: LIVING TURF BENCHMARK 60 Handicap - 2180m
 16 April 2026 - 2:43PM
 Track Rating: Good 4, Weather: Fine, Rail Position: +6m Entire Circuit



Section	L2180	L2000	L1800	L1600	L1400	L1200	L1000	L800	L600	L400	L200
Section Times	2:18.19 (0:14.38)	2:03.81 [5] (0:11.52)	1:52.29 [4] (0:12.83)	1:39.46 [2] (0:12.84)	1:26.62 [2] (0:13.21)	1:13.41 [2] (0:13.38)	1:00.03 [2] (0:12.84)	0:47.19 [2] (0:12.37)	0:34.82 [2] (0:11.82)	0:23.00 [2] (0:11.34)	0:11.66 [1] (0:11.66)
Average Speed [km/h]	45.1	62.5	56.7	56.2	54.7	54.1	56.1	58.3	61.0	63.6	61.9
Top Speed [km/h]	62.2	63.1	61.4	56.6	56.3	54.6	57.1	59.1	62.0	64.4	63.8
Avg. Dist. to Rail [m]	8.7	3.6	1.3	2.0	0.9	1.6	0.5	0.7	0.5	0.8	0.7
Avg. Stride Freq. [Hz]	2.2	2.3	2.2	2.2	2.1	2.1	2.1	2.2	2.2	2.3	2.3
Avg. Stride Length [m]	6.2	7.7	7.3	7.3	7.3	7.2	7.3	7.5	7.6	7.7	7.7



[] Ranking at each section and finish
 -.-.- No data available at this section
 NA No data available

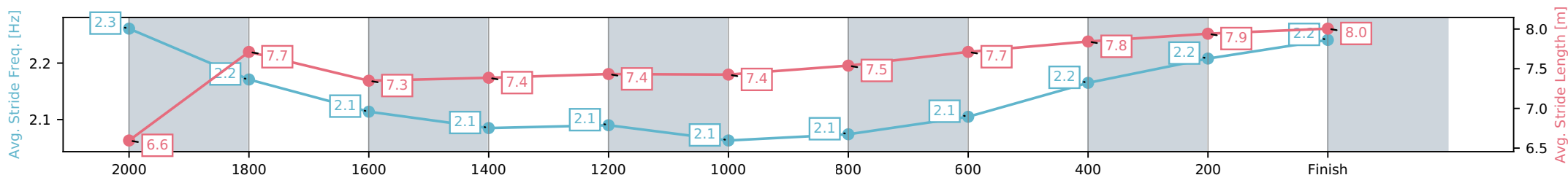
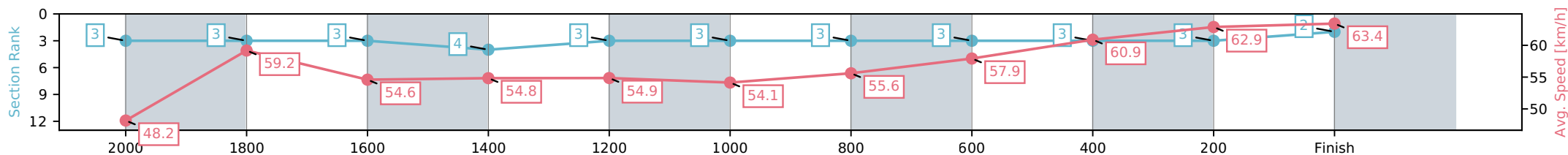
Horse/Jockey Name	Kalkanli/Boris Thornton
Finish Rank	2
Fastest Section Time (Section)	0:11.43 (400-200)
Top Speed [km/h] (Section)	65.3 (400-200)
Race State	Finished



Ipswich QLD --Professional-2026-04-16
 Race 4: LIVING TURF BENCHMARK 60 Handicap - 2180m
 16 April 2026 - 2:43PM
 Track Rating: Good 4, Weather: Fine, Rail Position: +6m Entire Circuit



Section	L2180	L2000	L1800	L1600	L1400	L1200	L1000	L800	L600	L400	L200
Section Times	2:18.20 (0:13.47)	2:04.73 [3] (0:12.17)	1:52.56 [3] (0:13.04)	1:39.52 [4] (0:13.14)	1:26.38 [3] (0:13.15)	1:13.23 [3] (0:13.33)	0:59.90 [3] (0:12.91)	0:46.99 [3] (0:12.39)	0:34.60 [3] (0:11.73)	0:22.87 [3] (0:11.43)	0:11.44 [2] (0:11.44)
Average Speed [km/h]	48.2	59.2	54.6	54.8	54.9	54.1	55.6	57.9	60.9	62.9	63.4
Top Speed [km/h]	61.2	60.8	57.2	55.5	55.2	54.6	56.7	58.8	61.8	65.3	65.2
Avg. Dist. to Rail [m]	0.9	1.4	1.5	0.5	0.5	0.7	1.0	0.9	1.7	0.7	1.8
Avg. Stride Freq. [Hz]	2.3	2.2	2.1	2.1	2.1	2.1	2.1	2.1	2.2	2.2	2.2
Avg. Stride Length [m]	6.6	7.7	7.3	7.4	7.4	7.4	7.5	7.7	7.8	7.9	8.0



- [] Ranking at each section and finish
- :-:- No data available at this section
- NA No data available

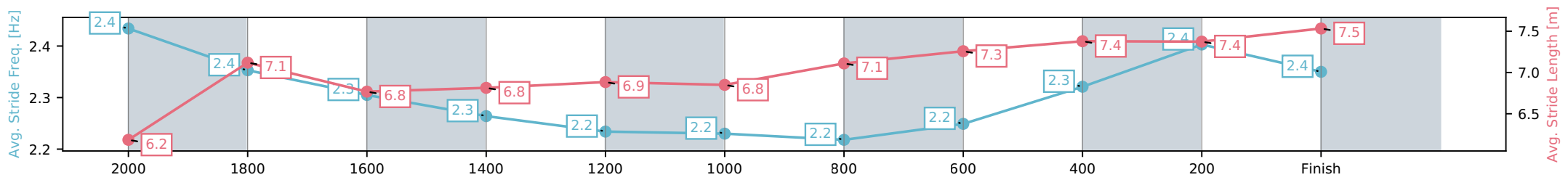
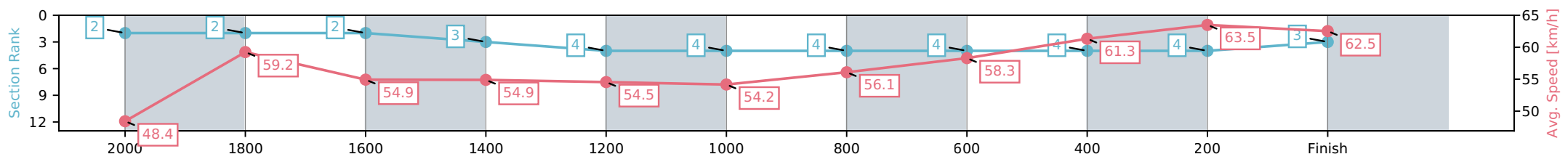
Horse/Jockey Name	Down Under Stunnah/Brandon Lerena
Finish Rank	3
Fastest Section Time (Section)	0:11.39 (400-200)
Top Speed [km/h] (Section)	64.7 (400-200)
Race State	Finished



Ipswich QLD --Professional-2026-04-16
 Race 4: LIVING TURF BENCHMARK 60 Handicap - 2180m
 16 April 2026 - 2:43PM
 Track Rating: Good 4, Weather: Fine, Rail Position: +6m Entire Circuit



Section	L2180	L2000	L1800	L1600	L1400	L1200	L1000	L800	L600	L400	L200
Section Times	2:18.33 (0:13.39)	2:04.94 [2] (0:12.15)	1:52.79 [2] (0:13.12)	1:39.67 [3] (0:13.13)	1:26.54 [4] (0:13.25)	1:13.29 [4] (0:13.36)	0:59.93 [4] (0:12.84)	0:47.08 [4] (0:12.38)	0:34.70 [4] (0:11.75)	0:22.95 [4] (0:11.39)	0:11.56 [3] (0:11.56)
Average Speed [km/h]	48.4	59.2	54.9	54.9	54.5	54.2	56.1	58.3	61.3	63.5	62.5
Top Speed [km/h]	60.6	61.2	57.0	55.2	55.0	55.1	57.2	59.2	62.0	64.7	64.2
Avg. Dist. to Rail [m]	2.8	0.5	0.5	0.8	0.8	1.5	0.5	0.7	0.6	1.9	3.6
Avg. Stride Freq. [Hz]	2.4	2.4	2.3	2.3	2.2	2.2	2.2	2.2	2.3	2.4	2.4
Avg. Stride Length [m]	6.2	7.1	6.8	6.8	6.9	6.8	7.1	7.3	7.4	7.4	7.5



[] Ranking at each section and finish
 -:-:- No data available at this section
 NA No data available

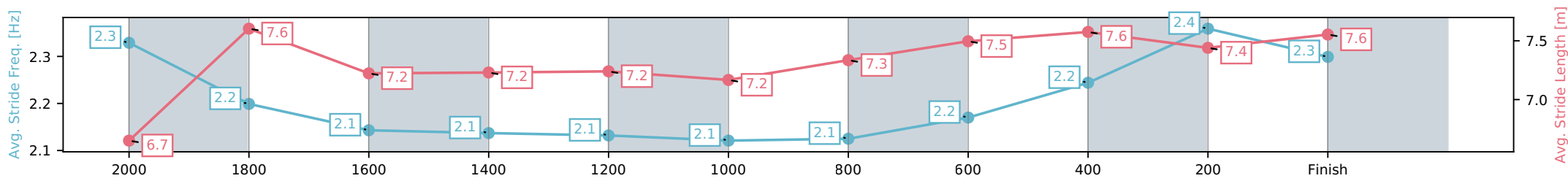
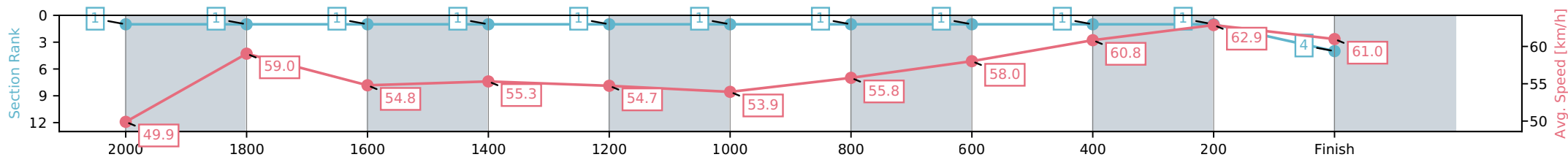
Horse/Jockey Name	Power Ace/Bella Youngberry
Finish Rank	4
Fastest Section Time (Section)	0:11.46 (400-200)
Top Speed [km/h] (Section)	67.0 (2180 - 2000)
Race State	Finished



Ipswich QLD --Professional-2026-04-16
 Race 4: LIVING TURF BENCHMARK 60 Handicap - 2180m
 16 April 2026 - 2:43PM
 Track Rating: Good 4, Weather: Fine, Rail Position: +6m Entire Circuit



Section	L2180	L2000	L1800	L1600	L1400	L1200	L1000	L800	L600	L400	L200
Section Times	2:18.34 (0:13.15)	2:05.19 [1] (0:12.18)	1:53.01 [1] (0:13.08)	1:39.93 [1] (0:13.02)	1:26.91 [1] (0:13.16)	1:13.75 [1] (0:13.40)	1:00.35 [1] (0:12.87)	0:47.48 [1] (0:12.40)	0:35.09 [1] (0:11.81)	0:23.28 [1] (0:11.46)	0:11.81 [4] (0:11.81)
Average Speed [km/h]	49.9	59.0	54.8	55.3	54.7	53.9	55.8	58.0	60.8	62.9	61.0
Top Speed [km/h]	67.0	61.3	57.1	55.8	55.6	54.6	57.1	58.9	61.6	63.9	64.0
Avg. Dist. to Rail [m]	7.8	0.5	0.7	0.1	0.2	0.9	0.8	0.2	0.4	0.3	0.9
Avg. Stride Freq. [Hz]	2.3	2.2	2.1	2.1	2.1	2.1	2.1	2.2	2.2	2.4	2.3
Avg. Stride Length [m]	6.7	7.6	7.2	7.2	7.2	7.2	7.3	7.5	7.6	7.4	7.6



[] Ranking at each section and finish
 -:-:- No data available at this section
 NA No data available

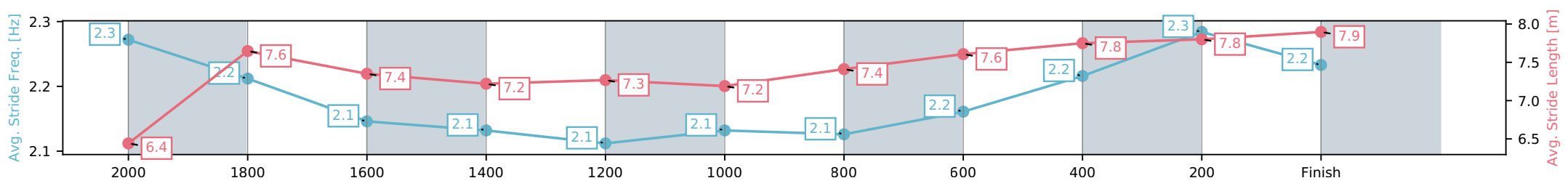
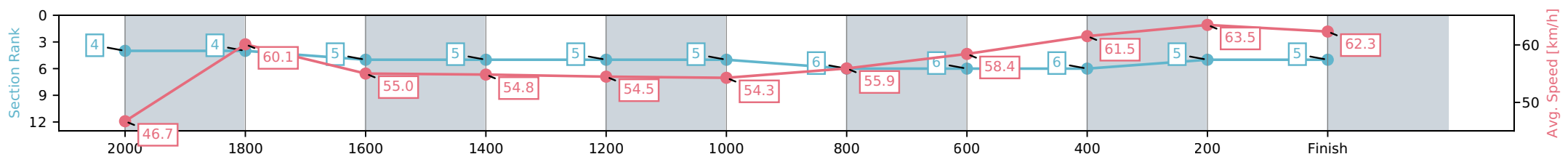
Horse/Jockey Name	Prefer To Dance/Damien Boche
Finish Rank	5
Fastest Section Time (Section)	0:11.44 (400-200)
Top Speed [km/h] (Section)	64.2 (400-200)
Race State	Finished



Ipswich QLD --Professional-2026-04-16
 Race 4: LIVING TURF BENCHMARK 60 Handicap - 2180m
 16 April 2026 - 2:43PM
 Track Rating: Good 4, Weather: Fine, Rail Position: +6m Entire Circuit



Section	L2180	L2000	L1800	L1600	L1400	L1200	L1000	L800	L600	L400	L200
Section Times	2:18.66 (0:13.92)	2:04.74 [4] (0:11.98)	1:52.76 [5] (0:13.03)	1:39.74 [5] (0:13.14)	1:26.60 [5] (0:13.26)	1:13.33 [5] (0:13.35)	0:59.98 [6] (0:12.88)	0:47.10 [6] (0:12.36)	0:34.74 [6] (0:11.69)	0:23.05 [5] (0:11.44)	0:11.62 [5] (0:11.62)
Average Speed [km/h]	46.7	60.1	55.0	54.8	54.5	54.3	55.9	58.4	61.5	63.5	62.3
Top Speed [km/h]	60.3	60.9	59.8	55.4	55.1	55.0	57.0	59.5	62.7	64.2	63.5
Avg. Dist. to Rail [m]	4.6	0.5	0.6	0.8	0.9	1.7	0.5	0.7	0.5	2.9	4.3
Avg. Stride Freq. [Hz]	2.3	2.2	2.1	2.1	2.1	2.1	2.1	2.2	2.2	2.3	2.2
Avg. Stride Length [m]	6.4	7.6	7.4	7.2	7.3	7.2	7.4	7.6	7.8	7.8	7.9



[] Ranking at each section and finish
 -:-:- No data available at this section
 NA No data available

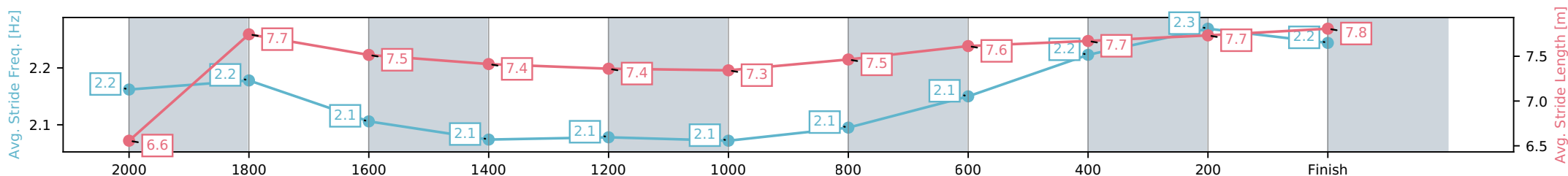
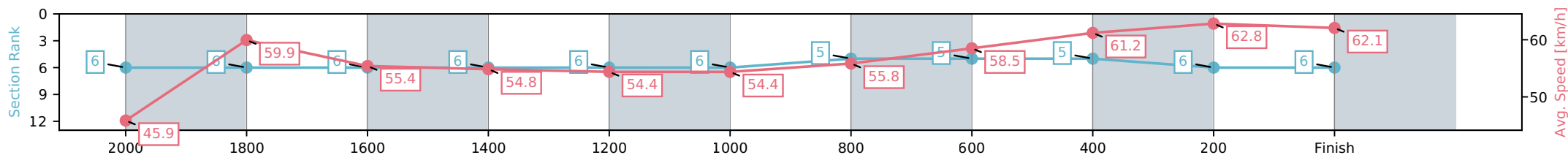
Horse/Jockey Name	Giddy Gan's Joy/Jason Taylor
Finish Rank	6
Fastest Section Time (Section)	0:11.49 (400-200)
Top Speed [km/h] (Section)	63.6 (400-200)
Race State	Finished



Ipswich QLD --Professional-2026-04-16
 Race 4: LIVING TURF BENCHMARK 60 Handicap - 2180m
 16 April 2026 - 2:43PM
 Track Rating: Good 4, Weather: Fine, Rail Position: +6m Entire Circuit



Section	L2180	L2000	L1800	L1600	L1400	L1200	L1000	L800	L600	L400	L200
Section Times	2:18.71 (0:14.16)	2:04.55 [6] (0:12.00)	1:52.55 [6] (0:12.90)	1:39.65 [6] (0:13.13)	1:26.52 [6] (0:13.22)	1:13.29 [6] (0:13.27)	1:00.03 [5] (0:12.85)	0:47.18 [5] (0:12.30)	0:34.88 [5] (0:11.75)	0:23.12 [6] (0:11.49)	0:11.64 [6] (0:11.64)
Average Speed [km/h]	45.9	59.9	55.4	54.8	54.4	54.4	55.8	58.5	61.2	62.8	62.1
Top Speed [km/h]	59.4	60.4	59.8	56.0	55.3	55.2	57.0	59.5	61.8	63.6	63.4
Avg. Dist. to Rail [m]	2.2	0.7	1.0	0.2	0.3	0.6	0.9	0.3	0.4	1.7	2.9
Avg. Stride Freq. [Hz]	2.2	2.2	2.1	2.1	2.1	2.1	2.1	2.1	2.2	2.3	2.2
Avg. Stride Length [m]	6.6	7.7	7.5	7.4	7.4	7.3	7.5	7.6	7.7	7.7	7.8



- [] Ranking at each section and finish
- .-.- No data available at this section
- NA No data available

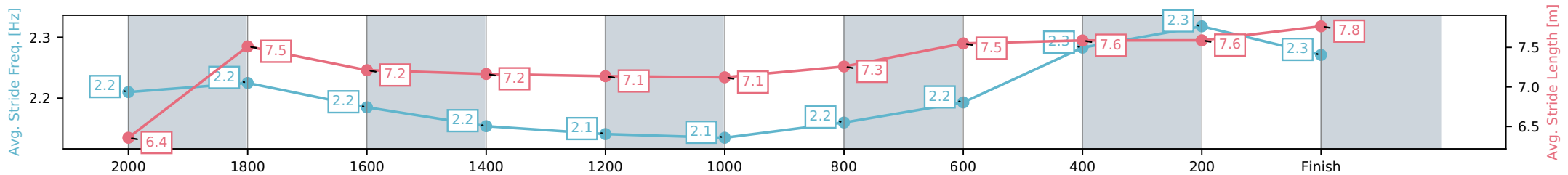
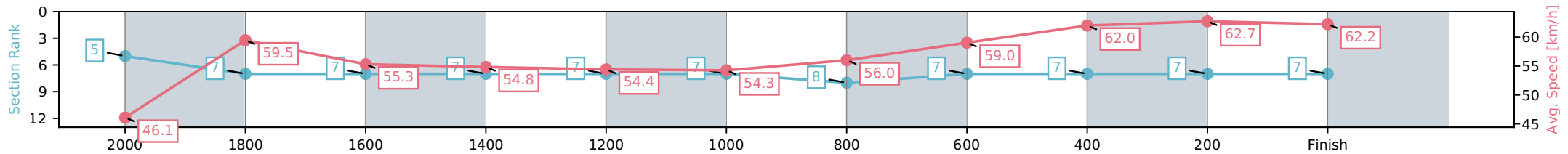
Horse/Jockey Name	Another Dazzler/Scott Sheargold
Finish Rank	7
Fastest Section Time (Section)	0:11.58 (400-200)
Top Speed [km/h] (Section)	63.2 (400-200)
Race State	Finished



Ipswich QLD --Professional-2026-04-16
 Race 4: LIVING TURF BENCHMARK 60 Handicap - 2180m
 16 April 2026 - 2:43PM
 Track Rating: Good 4, Weather: Fine, Rail Position: +6m Entire Circuit



Section	L2180	L2000	L1800	L1600	L1400	L1200	L1000	L800	L600	L400	L200
Section Times	2:18.89 (0:14.06)	2:04.83 [7] (0:12.12)	1:52.72 [7] (0:13.03)	1:39.69 [7] (0:13.14)	1:26.55 [7] (0:13.27)	1:13.28 [7] (0:13.35)	0:59.93 [8] (0:12.86)	0:47.08 [7] (0:12.23)	0:34.84 [7] (0:11.66)	0:23.19 [7] (0:11.58)	0:11.60 [7] (0:11.60)
Average Speed [km/h]	46.1	59.5	55.3	54.8	54.4	54.3	56.0	59.0	62.0	62.7	62.2
Top Speed [km/h]	59.1	59.8	59.3	55.6	55.4	54.8	57.6	60.7	62.8	63.2	63.1
Avg. Dist. to Rail [m]	5.4	0.5	0.4	0.7	0.7	1.6	0.4	0.9	1.3	3.0	2.5
Avg. Stride Freq. [Hz]	2.2	2.2	2.2	2.2	2.1	2.1	2.2	2.2	2.3	2.3	2.3
Avg. Stride Length [m]	6.4	7.5	7.2	7.2	7.1	7.1	7.3	7.5	7.6	7.6	7.8



- [] Ranking at each section and finish
- :-:- No data available at this section
- NA No data available

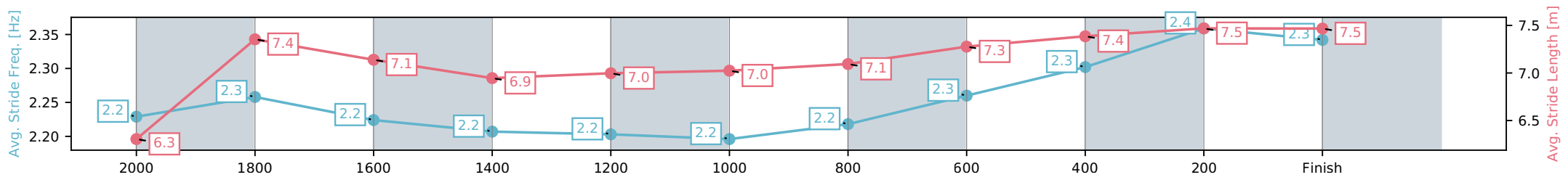
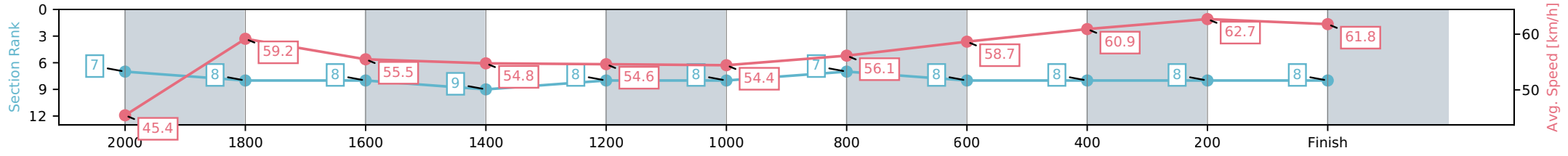
Horse/Jockey Name	Maurita/Karl Zechner
Finish Rank	8
Fastest Section Time (Section)	0:11.54 (400-200)
Top Speed [km/h] (Section)	63.4 (400-200)
Race State	Finished



Ipswich QLD --Professional-2026-04-16
 Race 4: LIVING TURF BENCHMARK 60 Handicap - 2180m
 16 April 2026 - 2:43PM
 Track Rating: Good 4, Weather: Fine, Rail Position: +6m Entire Circuit



Section	L2180	L2000	L1800	L1600	L1400	L1200	L1000	L800	L600	L400	L200
Section Times	2:19.12 (0:14.30)	2:04.82 [8] (0:12.15)	1:52.67 [8] (0:12.94)	1:39.73 [9] (0:13.16)	1:26.57 [8] (0:13.18)	1:13.39 [8] (0:13.26)	1:00.13 [7] (0:12.79)	0:47.34 [8] (0:12.29)	0:35.05 [8] (0:11.84)	0:23.21 [8] (0:11.54)	0:11.67 [8] (0:11.67)
Average Speed [km/h]	45.4	59.2	55.5	54.8	54.6	54.4	56.1	58.7	60.9	62.7	61.8
Top Speed [km/h]	58.6	59.6	59.2	55.9	55.4	55.0	57.6	60.3	62.2	63.4	63.2
Avg. Dist. to Rail [m]	6.2	1.1	0.4	0.2	0.2	0.9	0.6	0.2	0.5	2.3	1.4
Avg. Stride Freq. [Hz]	2.2	2.3	2.2	2.2	2.2	2.2	2.2	2.3	2.3	2.4	2.3
Avg. Stride Length [m]	6.3	7.4	7.1	6.9	7.0	7.0	7.1	7.3	7.4	7.5	7.5



[] Ranking at each section and finish
 -:-:- No data available at this section
 NA No data available

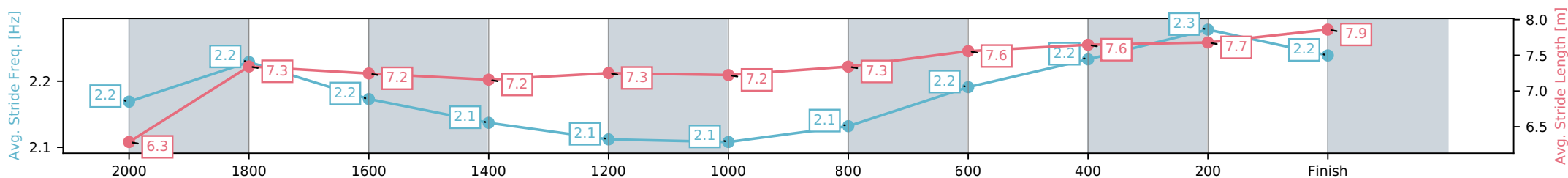
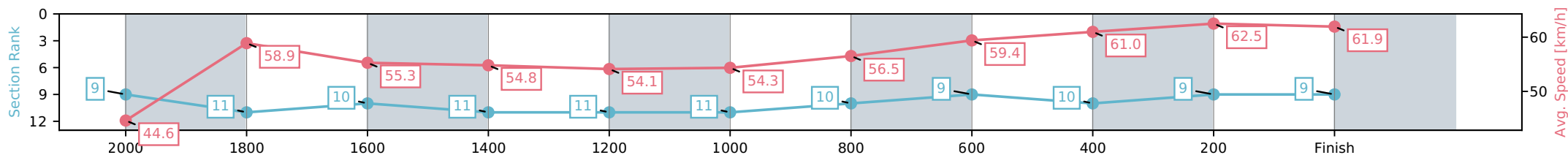
Horse/Jockey Name	Amalgamation/Dylan Turner
Finish Rank	9
Fastest Section Time (Section)	0:11.55 (400-200)
Top Speed [km/h] (Section)	63.7 (200-0)
Race State	Finished



Ipswich QLD --Professional-2026-04-16
 Race 4: LIVING TURF BENCHMARK 60 Handicap - 2180m
 16 April 2026 - 2:43PM
 Track Rating: Good 4, Weather: Fine, Rail Position: +6m Entire Circuit



Section	L2180	L2000	L1800	L1600	L1400	L1200	L1000	L800	L600	L400	L200
Section Times	2:19.28 (0:14.55)	2:04.73 [11] (0:12.22)	1:52.50 [10] (0:12.94)	1:39.57 [11] (0:13.16)	1:26.40 [11] (0:13.29)	1:13.11 [11] (0:13.31)	0:59.80 [10] (0:12.70)	0:47.11 [9] (0:12.12)	0:34.98 [10] (0:11.79)	0:23.20 [9] (0:11.55)	0:11.64 [9] (0:11.64)
Average Speed [km/h]	44.6	58.9	55.3	54.8	54.1	54.3	56.5	59.4	61.0	62.5	61.9
Top Speed [km/h]	58.6	59.6	59.3	56.2	55.9	55.2	58.2	60.9	61.9	63.4	63.7
Avg. Dist. to Rail [m]	3.6	0.7	0.8	0.8	0.2	0.8	0.9	0.2	0.4	1.3	0.7
Avg. Stride Freq. [Hz]	2.2	2.2	2.2	2.1	2.1	2.1	2.1	2.2	2.2	2.3	2.2
Avg. Stride Length [m]	6.3	7.3	7.2	7.2	7.3	7.2	7.3	7.6	7.6	7.7	7.9



- [] Ranking at each section and finish
- :-:- No data available at this section
- NA No data available

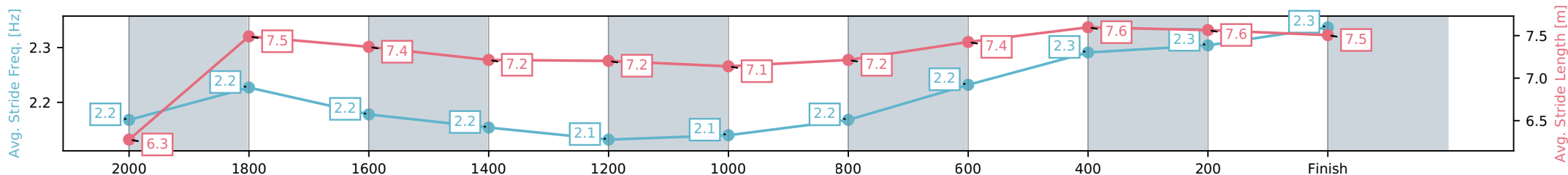
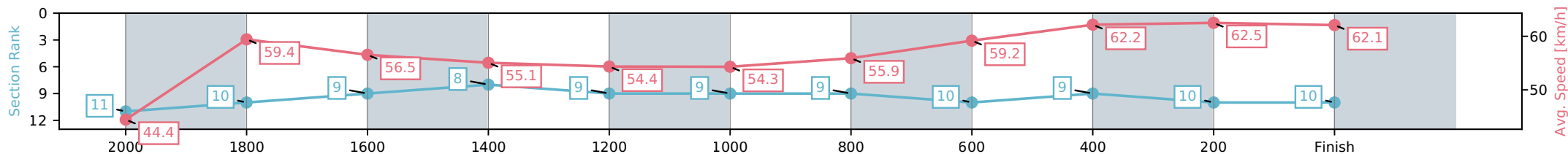
Horse/Jockey Name	Bolero/Fred Larson
Finish Rank	10
Fastest Section Time (Section)	0:11.66 (600-400)
Top Speed [km/h] (Section)	63.9 (400-200)
Race State	Finished



Ipswich QLD --Professional-2026-04-16
 Race 4: LIVING TURF BENCHMARK 60 Handicap - 2180m
 16 April 2026 - 2:43PM
 Track Rating: Good 4, Weather: Fine, Rail Position: +6m Entire Circuit



Section	L2180	L2000	L1800	L1600	L1400	L1200	L1000	L800	L600	L400	L200
Section Times	2:19.34 (0:14.63)	2:04.71 [10] (0:12.11)	1:52.60 [9] (0:12.70)	1:39.90 [8] (0:13.10)	1:26.80 [9] (0:13.35)	1:13.45 [9] (0:13.37)	1:00.07 [9] (0:12.87)	0:47.20 [10] (0:12.18)	0:35.02 [9] (0:11.66)	0:23.36 [10] (0:11.69)	0:11.68 [10] (0:11.68)
Average Speed [km/h]	44.4	59.4	56.5	55.1	54.4	54.3	55.9	59.2	62.2	62.5	62.1
Top Speed [km/h]	58.4	60.7	59.1	56.1	55.9	54.8	58.1	61.3	63.2	63.9	63.4
Avg. Dist. to Rail [m]	6.3	0.7	0.7	1.4	1.7	2.3	0.6	0.5	1.5	4.3	4.0
Avg. Stride Freq. [Hz]	2.2	2.2	2.2	2.2	2.1	2.1	2.2	2.2	2.3	2.3	2.3
Avg. Stride Length [m]	6.3	7.5	7.4	7.2	7.2	7.1	7.2	7.4	7.6	7.6	7.5



- [] Ranking at each section and finish
- :-:- No data available at this section
- NA No data available

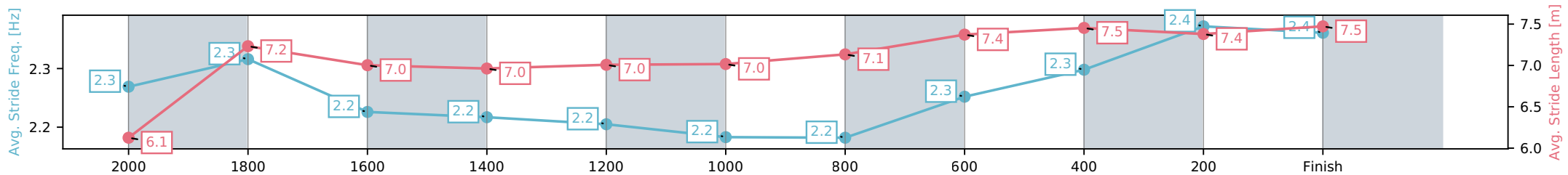
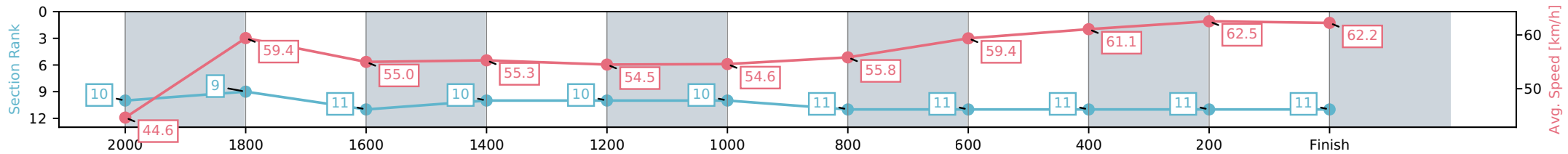
Horse/Jockey Name	Likeabeel/Julie Busuttin
Finish Rank	11
Fastest Section Time (Section)	0:11.54 (400-200)
Top Speed [km/h] (Section)	63.5 (400-200)
Race State	Finished



Ipswich QLD --Professional-2026-04-16
 Race 4: LIVING TURF BENCHMARK 60 Handicap - 2180m
 16 April 2026 - 2:43PM
 Track Rating: Good 4, Weather: Fine, Rail Position: +6m Entire Circuit



Section	L2180	L2000	L1800	L1600	L1400	L1200	L1000	L800	L600	L400	L200
Section Times	2:19.44 (0:14.56)	2:04.88 [9] (0:12.12)	1:52.76 [11] (0:13.12)	1:39.63 [10] (0:13.06)	1:26.58 [10] (0:13.27)	1:13.31 [10] (0:13.34)	0:59.97 [11] (0:12.88)	0:47.09 [11] (0:12.13)	0:34.96 [11] (0:11.77)	0:23.19 [11] (0:11.54)	0:11.65 [11] (0:11.65)
Average Speed [km/h]	44.6	59.4	55.0	55.3	54.5	54.6	55.8	59.4	61.1	62.5	62.2
Top Speed [km/h]	59.1	60.7	56.7	57.1	56.5	55.8	57.9	61.4	61.7	63.5	63.4
Avg. Dist. to Rail [m]	7.7	1.4	0.6	1.6	1.3	2.5	0.6	0.2	0.5	1.6	1.7
Avg. Stride Freq. [Hz]	2.3	2.3	2.2	2.2	2.2	2.2	2.2	2.3	2.3	2.4	2.4
Avg. Stride Length [m]	6.1	7.2	7.0	7.0	7.0	7.0	7.1	7.4	7.5	7.4	7.5



- [] Ranking at each section and finish
- :-:- No data available at this section
- NA No data available



Ipswich QLD

Race 5: IPSWICH TRIBUNE TODAY BENCHMARK 65 Handicap - 1690m

16 April 2026 - 3:23PM

Track Rating: Good 4, Weather: Fine, Rail Position: +6m Entire Circuit



Field Times (Race Tempo) 1:43.28 (0:19.55) 1:23.73 (0:11.98) 1:11.74 (0:12.18) 0:59.57 (0:12.19) 0:47.38 (0:12.05) 0:35.33 (0:12.10) 0:23.23 (0:11.73) 0:11.50 (0:11.50)

Rank	TAB#	Horse	Overall Time	First 400m	Top Speed km/h (Section)	L1690	L1400	L1200	L1000	L800	L600	L400	L200
	(BAR#)	Jockey	Margin (DT-W)	Last 600m	Fastest Section (Time)	Start - 1400	1400 - 1200	1200 - 1000	1000 - 800	800 - 600	600 - 400	400 - 200	200 - Finish
1	2	Noire Emperor	1:43.28	0:26.49	64.2 (200-0)	1:43.28	1:23.35 [5]	1:11.26 [6]	0:58.78 [6]	0:46.94 [3]	0:34.91 [3]	0:23.10 [3]	0:11.50 [1]
	(11)	Luke Dempsey		0:34.91	200-0 (0:11.50)	(0:19.93)	(0:12.09)	(0:12.48)	(0:11.84)	(0:12.04)	(0:11.81)	(0:11.60)	(0:11.50)
2	8	Classique Gal	1:43.40	0:26.46	64.3 (1690 - 1400)	1:43.40	1:23.44 [6]	1:11.50 [5]	0:59.00 [4]	0:46.86 [5]	0:34.91 [5]	0:23.24 [2]	0:11.58 [3]
	(5)	Chelsea Baker	0.8L (+0)	0:34.91	200-0 (0:11.58)	(0:19.96)	(0:11.94)	(0:12.50)	(0:12.14)	(0:11.95)	(0:11.67)	(0:11.66)	(0:11.58)
3	5	Cantarito	1:43.54	0:26.71	64.3 (400-200)	1:43.54	1:23.38 [7]	1:11.37 [7]	0:58.87 [8]	0:46.61 [8]	0:34.62 [10]	0:22.98 [9]	0:11.52 [4]
	(2)	Ben Thompson	1.5L (-1)	0:34.61	400-200 (0:11.46)	(0:20.16)	(0:12.01)	(0:12.50)	(0:12.26)	(0:11.99)	(0:11.63)	(0:11.46)	(0:11.52)
4	3	Ninjitzou	1:43.68	0:26.08	62.7 (1690 - 1400)	1:43.68	1:24.13 [1]	1:12.14 [1]	0:59.84 [2]	0:47.78 [1]	0:35.64 [2]	0:23.63 [1]	0:11.87 [2]
	(9)	Courtney Bellamy	2.4L (-3)	0:35.64	400-200 (0:11.76)	(0:19.55)	(0:11.98)	(0:12.30)	(0:12.06)	(0:12.14)	(0:12.01)	(0:11.76)	(0:11.87)
5	4	Pele Princess	1:43.85	0:27.27	64.9 (800-600)	1:43.85	1:23.07 [11]	1:11.14 [11]	0:58.70 [11]	0:46.76 [10]	0:35.23 [6]	0:23.54 [5]	0:11.67 [6]
	(1)	Stacey Callow	3.3L (-1)	0:35.23	800-600 (0:11.53)	(0:20.78)	(0:11.93)	(0:12.44)	(0:11.94)	(0:11.53)	(0:11.70)	(0:11.86)	(0:11.67)
6	1	San Jose Boy	1:43.88	0:27.05	64.1 (400-200)	1:43.88	1:23.40 [9]	1:11.38 [9]	0:58.97 [9]	0:46.91 [9]	0:34.96 [9]	0:23.47 [6]	0:11.82 [5]
	(7)	Leah Martyn	3.6L (+0)	0:34.96	600-400 (0:11.49)	(0:20.48)	(0:12.03)	(0:12.41)	(0:12.06)	(0:11.95)	(0:11.49)	(0:11.65)	(0:11.82)
7	9	Eyeleftit	1:44.31	0:26.80	63.3 (600-400)	1:44.31	1:24.02 [8]	1:12.10 [8]	0:59.67 [7]	0:47.50 [7]	0:35.51 [8]	0:23.87 [7]	0:11.96 [7]
	(3)	Cejay Graham	6.1L (-3)	0:35.52	600-400 (0:11.64)	(0:20.29)	(0:11.91)	(0:12.43)	(0:12.17)	(0:11.99)	(0:11.64)	(0:11.92)	(0:11.96)
8	11	Royal Charge	1:44.99	0:27.03	63.4 (1400-1200)	1:44.99	1:24.43 [10]	1:12.47 [10]	0:59.96 [10]	0:47.76 [11]	0:35.83 [11]	0:24.05 [11]	0:12.08 [10]
	(8)	Jason Taylor	10.1L (+0)	0:35.83	600-400 (0:11.78)	(0:20.56)	(0:11.96)	(0:12.52)	(0:12.19)	(0:11.93)	(0:11.78)	(0:11.97)	(0:12.08)
9	6	Kneze	1:45.28	0:26.25	63.2 (1690 - 1400)	1:45.28	1:25.49 [2]	1:13.66 [3]	1:01.14 [3]	0:48.92 [4]	0:36.80 [4]	0:24.78 [8]	0:12.48 [9]
	(6)	Colleen Krahen	11.8L (+8)	0:36.80	1400-1200 (0:11.83)	(0:19.79)	(0:11.83)	(0:12.53)	(0:12.22)	(0:12.12)	(0:12.02)	(0:12.30)	(0:12.48)
10	10	Khant Fail	1:45.82	0:26.19	64.1 (1400-1200)	1:45.82	1:25.98 [4]	1:14.21 [2]	1:02.11 [1]	0:49.90 [2]	0:37.86 [1]	0:25.61 [4]	0:13.08 [8]
	(10)	Noriyuki Masuda	15.0L (+6)	0:37.87	1400-1200 (0:11.77)	(0:19.84)	(0:11.77)	(0:12.10)	(0:12.20)	(0:12.04)	(0:12.26)	(0:12.53)	(0:13.08)

Scratched: Denetta (#7)

Report Created: Thu 16 April 2026

(Note: Races are conducted over an approximate distance as close as possible to the advertised distance, and recorded data may vary accordingly. Official times refer to race times only and do not include handicap times.)

[] Position in running at each section and finish TAB# Saddle cloth number

Fastest split

-:-- No data available at this section

BAR# Barrier/Gate Position

Fastest section

NA No data available

DNF Did not finish

DNT Did not track

DT-W Distance travelled compared to winner in metres



Ipswich QLD
 Race 5: IPSWICH TRIBUNE TODAY BENCHMARK 65 Handicap - 1690m
 16 April 2026 - 3:23PM

Track Rating: Good 4, Weather: Fine, Rail Position: +6m Entire Circuit



Field Times (Race Tempo) 1:43.28 (0:19.55) 1:23.73 (0:11.98) 1:11.74 (0:12.18) 0:59.57 (0:12.19) 0:47.38 (0:12.05) 0:35.33 (0:12.10) 0:23.23 (0:11.73) 0:11.50 (0:11.50)

Rank	TAB#	Horse	Overall Time	First 400m	Top Speed km/h (Section)	L1690	L1400	L1200	L1000	L800	L600	L400	L200
	(BAR#)	Jockey	Margin (DT-W)	Last 600m	Fastest Section (Time)	Start - 1400	1400 - 1200	1200 - 1000	1000 - 800	800 - 600	600 - 400	400 - 200	200 - Finish
11	12	Maxie Tap	1:46.82	0:26.40	61.9 (1690 - 1400)	1:46.82	1:27.00 [3]	1:14.92 [4]	1:02.33 [5]	0:50.11 [6]	0:38.10 [7]	0:26.04 [10]	0:13.40 [11]
	(4)	Wayne O'Connell	20.8L (-6)	0:38.10	800-600 (0:12.00)	(0:19.82)	(0:12.08)	(0:12.60)	(0:12.22)	(0:12.00)	(0:12.06)	(0:12.64)	(0:13.40)

Scratched: Denetta (#7)

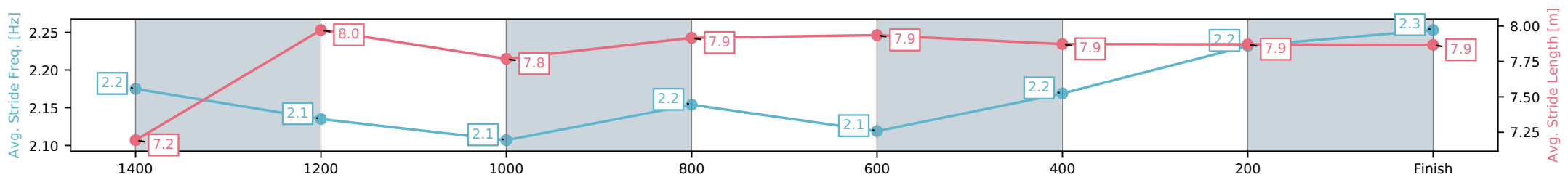
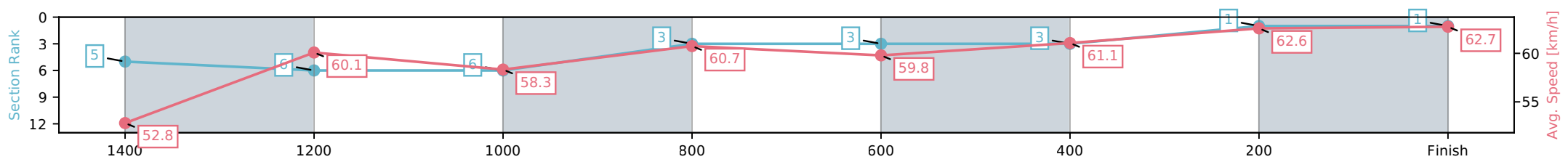
Horse/Jockey Name	Noire Emperor/Luke Dempsey
Finish Rank	1
Fastest Section Time (Section)	0:11.50 (200-0)
Top Speed [km/h] (Section)	64.2 (200-0)
Race State	Finished



Ipswich QLD --Professional-2026-04-16
 Race 5: IPSWICH TRIBUNE TODAY BENCHMARK 65
 Handicap - 1690m
 16 April 2026 - 3:23PM
 Track Rating: Good 4, Weather: Fine, Rail Position: +6m Entire Circuit



Section	L1690	L1400	L1200	L1000	L800	L600	L400	L200
Section Times	1:43.28 (0:19.93)	1:23.35 [6] (0:12.09)	1:11.26 [6] (0:12.48)	0:58.78 [3] (0:11.84)	0:46.94 [3] (0:12.04)	0:34.91 [3] (0:11.81)	0:23.10 [1] (0:11.60)	0:11.50 [1] (0:11.50)
Average Speed [km/h]	52.8	60.1	58.3	60.7	59.8	61.1	62.6	62.7
Top Speed [km/h]	64.1	62.8	59.5	62.7	60.2	62.6	64.2	64.2
Avg. Dist. to Rail [m]	6.7	1.9	2.5	0.9	0.3	0.6	2.1	4.0
Avg. Stride Freq. [Hz]	2.2	2.1	2.1	2.2	2.1	2.2	2.2	2.3
Avg. Stride Length [m]	7.2	8.0	7.8	7.9	7.9	7.9	7.9	7.9



[] Ranking at each section and finish
 -:-:- No data available at this section
 NA No data available

Horse/Jockey Name	Classique Gal/Chelsea Baker
Finish Rank	2
Fastest Section Time (Section)	0:11.58 (200-0)
Top Speed [km/h] (Section)	64.3 (1690 - 1400)
Race State	Finished



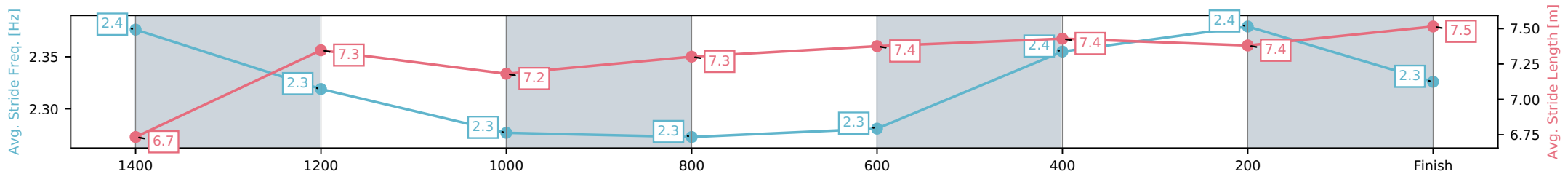
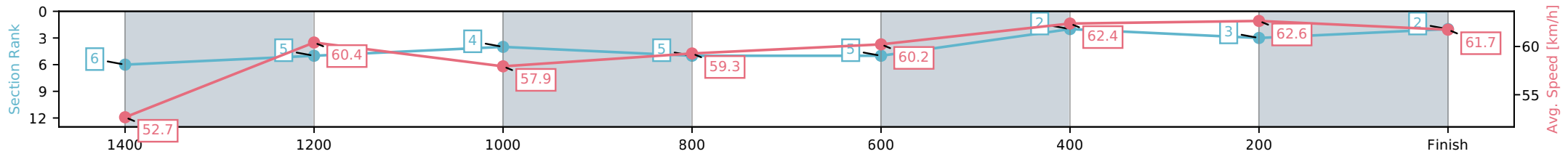
Ipswich QLD --Professional-2026-04-16
 Race 5: IPSWICH TRIBUNE TODAY BENCHMARK 65
 Handicap - 1690m

16 April 2026 - 3:23PM



Track Rating: Good 4, Weather: Fine, Rail Position: +6m Entire Circuit

Section	L1690	L1400	L1200	L1000	L800	L600	L400	L200
Section Times	1:43.40 (0:19.96)	1:23.44 [5] (0:11.94)	1:11.50 [4] (0:12.50)	0:59.00 [5] (0:12.14)	0:46.86 [5] (0:11.95)	0:34.91 [2] (0:11.67)	0:23.24 [3] (0:11.66)	0:11.58 [2] (0:11.58)
Average Speed [km/h]	52.7	60.4	57.9	59.3	60.2	62.4	62.6	61.7
Top Speed [km/h]	64.3	61.7	59.0	59.8	63.2	63.1	63.5	63.5
Avg. Dist. to Rail [m]	3.0	0.4	1.5	0.6	0.3	2.2	4.0	4.7
Avg. Stride Freq. [Hz]	2.4	2.3	2.3	2.3	2.3	2.4	2.4	2.3
Avg. Stride Length [m]	6.7	7.3	7.2	7.3	7.4	7.4	7.4	7.5



- [] Ranking at each section and finish
- :-:- No data available at this section
- NA No data available

Horse/Jockey Name	Cantarito/Ben Thompson
Finish Rank	3
Fastest Section Time (Section)	0:11.46 (400-200)
Top Speed [km/h] (Section)	64.3 (400-200)
Race State	Finished



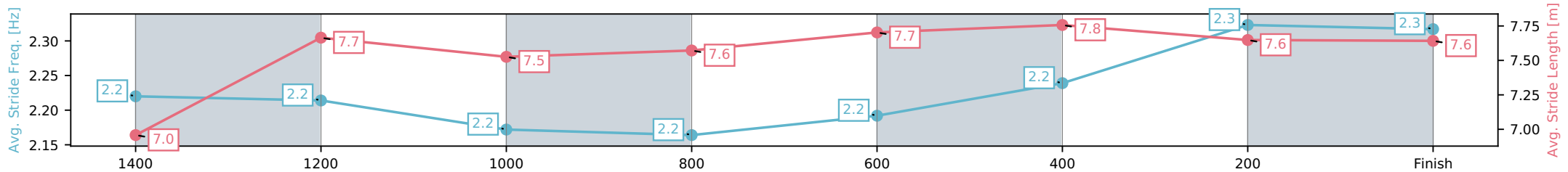
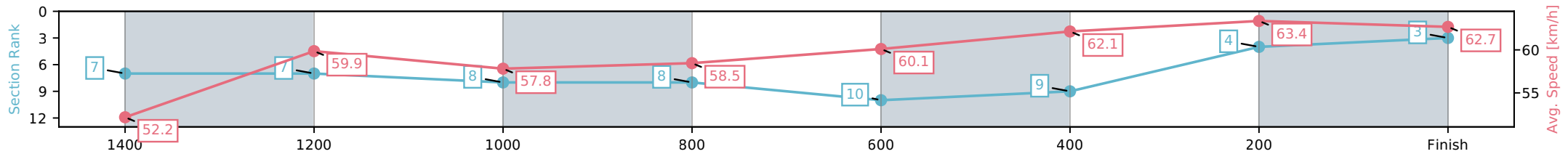
Ipswich QLD --Professional-2026-04-16
 Race 5: IPSWICH TRIBUNE TODAY BENCHMARK 65
 Handicap - 1690m

16 April 2026 - 3:23PM



Track Rating: Good 4, Weather: Fine, Rail Position: +6m Entire Circuit

Section	L1690	L1400	L1200	L1000	L800	L600	L400	L200
Section Times	1:43.54 (0:20.16)	1:23.38 [7] (0:12.01)	1:11.37 [8] (0:12.50)	0:58.87 [8] (0:12.26)	0:46.61 [10] (0:11.99)	0:34.62 [9] (0:11.63)	0:22.98 [4] (0:11.46)	0:11.52 [3] (0:11.52)
Average Speed [km/h]	52.2	59.9	57.8	58.5	60.1	62.1	63.4	62.7
Top Speed [km/h]	61.8	61.4	58.9	59.4	60.9	63.3	64.3	63.9
Avg. Dist. to Rail [m]	1.2	0.2	0.7	0.9	0.2	0.7	2.8	2.9
Avg. Stride Freq. [Hz]	2.2	2.2	2.2	2.2	2.2	2.2	2.3	2.3
Avg. Stride Length [m]	7.0	7.7	7.5	7.6	7.7	7.8	7.6	7.6



- [] Ranking at each section and finish
- :-:- No data available at this section
- NA No data available

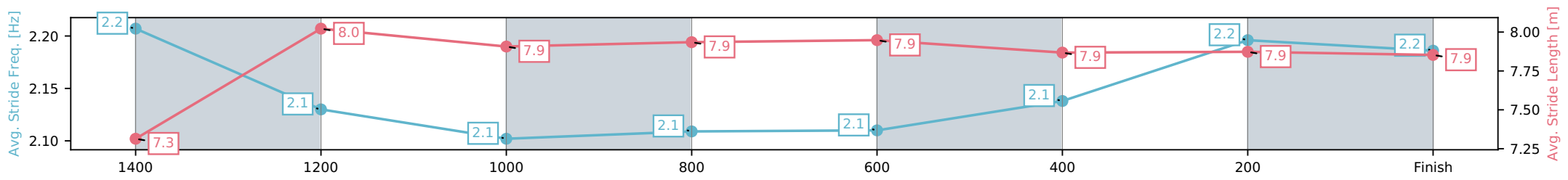
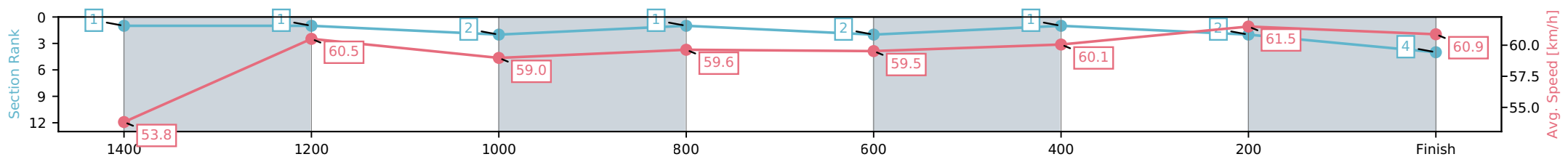
Horse/Jockey Name	Ninjitzou/Courtney Bellamy
Finish Rank	4
Fastest Section Time (Section)	0:11.76 (400-200)
Top Speed [km/h] (Section)	62.7 (1690 - 1400)
Race State	Finished



Ipswich QLD --Professional-2026-04-16
 Race 5: IPSWICH TRIBUNE TODAY BENCHMARK 65
 Handicap - 1690m
 16 April 2026 - 3:23PM
 Track Rating: Good 4, Weather: Fine, Rail Position: +6m Entire Circuit



Section	L1690	L1400	L1200	L1000	L800	L600	L400	L200
Section Times	1:43.68 (0:19.55)	1:24.13 [1] (0:11.98)	1:12.14 [2] (0:12.30)	0:59.84 [1] (0:12.06)	0:47.78 [2] (0:12.14)	0:35.64 [1] (0:12.01)	0:23.63 [2] (0:11.76)	0:11.87 [4] (0:11.87)
Average Speed [km/h]	53.8	60.5	59.0	59.6	59.5	60.1	61.5	60.9
Top Speed [km/h]	62.7	62.0	59.7	60.6	60.0	61.5	61.9	61.5
Avg. Dist. to Rail [m]	5.4	1.3	2.0	0.3	0.9	0.6	1.1	1.2
Avg. Stride Freq. [Hz]	2.2	2.1	2.1	2.1	2.1	2.1	2.2	2.2
Avg. Stride Length [m]	7.3	8.0	7.9	7.9	7.9	7.9	7.9	7.9



[] Ranking at each section and finish
 -:-:- No data available at this section
 NA No data available

Horse/Jockey Name	Pele Princess/Stacey Callow
Finish Rank	5
Fastest Section Time (Section)	0:11.53 (800-600)
Top Speed [km/h] (Section)	64.9 (800-600)
Race State	Finished



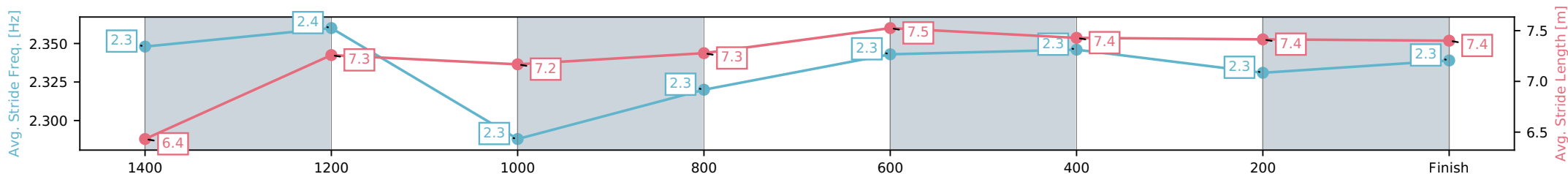
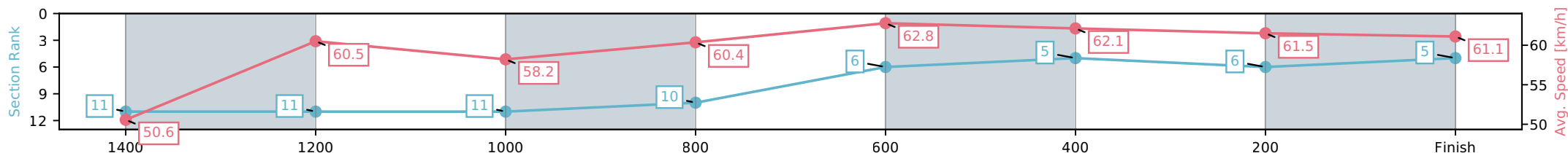
Ipswich QLD --Professional-2026-04-16
 Race 5: IPSWICH TRIBUNE TODAY BENCHMARK 65
 Handicap - 1690m

16 April 2026 - 3:23PM



Track Rating: Good 4, Weather: Fine, Rail Position: +6m Entire Circuit

Section	L1690	L1400	L1200	L1000	L800	L600	L400	L200
Section Times	1:43.85 (0:20.78)	1:23.07 [11] (0:11.93)	1:11.14 [11] (0:12.44)	0:58.70 [10] (0:11.94)	0:46.76 [6] (0:11.53)	0:35.23 [5] (0:11.70)	0:23.54 [6] (0:11.86)	0:11.67 [5] (0:11.67)
Average Speed [km/h]	50.6	60.5	58.2	60.4	62.8	62.1	61.5	61.1
Top Speed [km/h]	61.4	62.1	58.9	61.3	64.9	63.0	62.3	62.5
Avg. Dist. to Rail [m]	1.1	0.9	1.6	0.5	1.2	2.2	4.0	6.1
Avg. Stride Freq. [Hz]	2.3	2.4	2.3	2.3	2.3	2.3	2.3	2.3
Avg. Stride Length [m]	6.4	7.3	7.2	7.3	7.5	7.4	7.4	7.4



- [] Ranking at each section and finish
- :-:- No data available at this section
- NA No data available

Horse/Jockey Name	San Jose Boy/Leah Martyn
Finish Rank	6
Fastest Section Time (Section)	0:11.49 (600-400)
Top Speed [km/h] (Section)	64.1 (400-200)
Race State	Finished



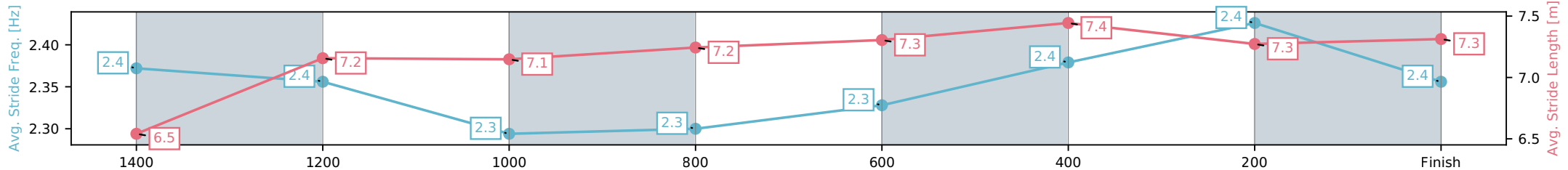
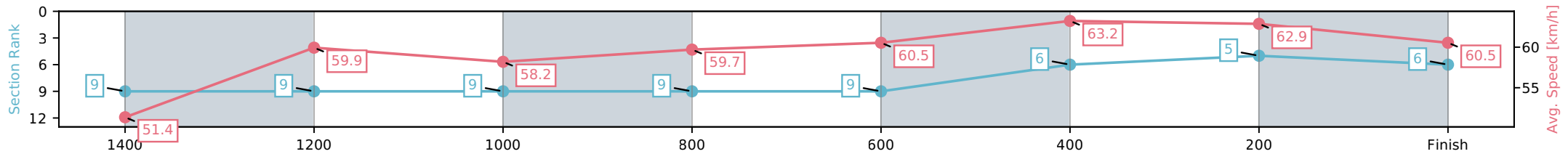
Ipswich QLD --Professional-2026-04-16
 Race 5: IPSWICH TRIBUNE TODAY BENCHMARK 65
 Handicap - 1690m

16 April 2026 - 3:23PM



Track Rating: Good 4, Weather: Fine, Rail Position: +6m Entire Circuit

Section	L1690	L1400	L1200	L1000	L800	L600	L400	L200
Section Times	1:43.88 (0:20.48)	1:23.40 [9] (0:12.03)	1:11.38 [9] (0:12.41)	0:58.97 [9] (0:12.06)	0:46.91 [9] (0:11.95)	0:34.96 [6] (0:11.49)	0:23.47 [5] (0:11.65)	0:11.82 [6] (0:11.82)
Average Speed [km/h]	51.4	59.9	58.2	59.7	60.5	63.2	62.9	60.5
Top Speed [km/h]	61.1	60.9	59.7	60.8	62.1	63.9	64.1	63.1
Avg. Dist. to Rail [m]	4.5	0.3	0.8	0.4	1.1	2.3	5.0	6.7
Avg. Stride Freq. [Hz]	2.4	2.4	2.3	2.3	2.3	2.4	2.4	2.4
Avg. Stride Length [m]	6.5	7.2	7.1	7.2	7.3	7.4	7.3	7.3



- [] Ranking at each section and finish
- :-:- No data available at this section
- NA No data available

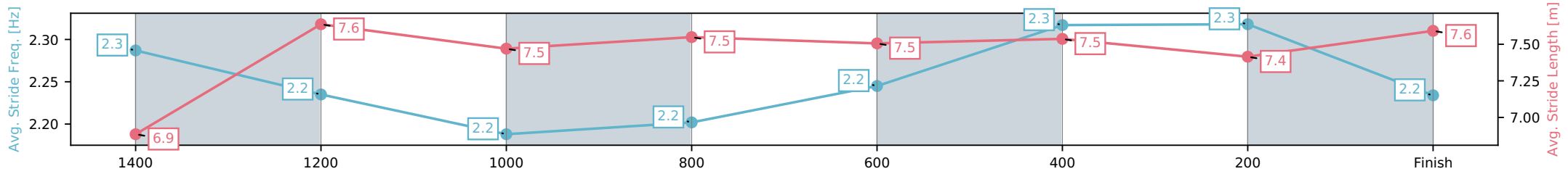
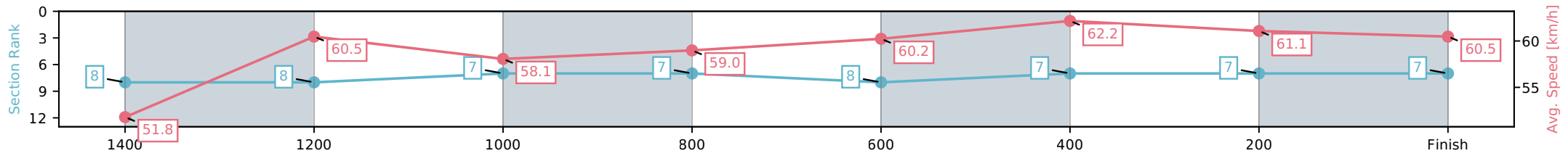
Horse/Jockey Name	Eyeleftit/Cejay Graham
Finish Rank	7
Fastest Section Time (Section)	0:11.64 (600-400)
Top Speed [km/h] (Section)	63.3 (600-400)
Race State	Finished



Ipswich QLD --Professional-2026-04-16
 Race 5: IPSWICH TRIBUNE TODAY BENCHMARK 65
 Handicap - 1690m
 16 April 2026 - 3:23PM
 Track Rating: Good 4, Weather: Fine, Rail Position: +6m Entire Circuit



Section	L1690	L1400	L1200	L1000	L800	L600	L400	L200
Section Times	1:44.31 (0:20.29)	1:24.02 [8] (0:11.91)	1:12.10 [7] (0:12.43)	0:59.67 [7] (0:12.17)	0:47.50 [8] (0:11.99)	0:35.51 [7] (0:11.64)	0:23.87 [7] (0:11.92)	0:11.96 [7] (0:11.96)
Average Speed [km/h]	51.8	60.5	58.1	59.0	60.2	62.2	61.1	60.5
Top Speed [km/h]	61.4	61.6	58.8	60.0	61.4	63.3	62.1	63.2
Avg. Dist. to Rail [m]	2.3	0.2	0.7	0.7	0.6	1.3	3.0	2.8
Avg. Stride Freq. [Hz]	2.3	2.2	2.2	2.2	2.2	2.3	2.3	2.2
Avg. Stride Length [m]	6.9	7.6	7.5	7.5	7.5	7.5	7.4	7.6



[] Ranking at each section and finish
 -:-:- No data available at this section
 NA No data available

Horse/Jockey Name	Royal Charge/Jason Taylor
Finish Rank	8
Fastest Section Time (Section)	0:11.78 (600-400)
Top Speed [km/h] (Section)	63.4 (1400-1200)
Race State	Finished



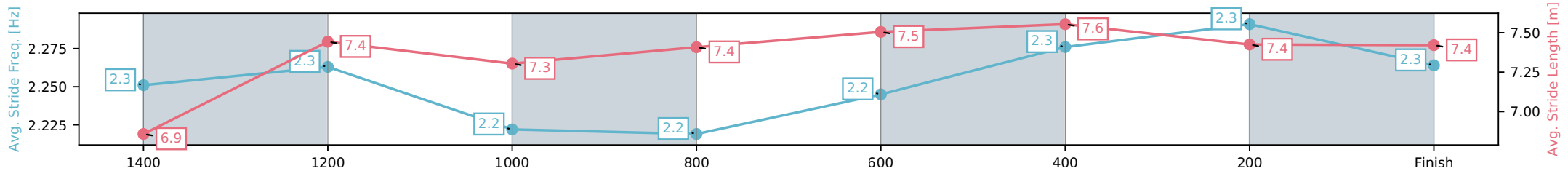
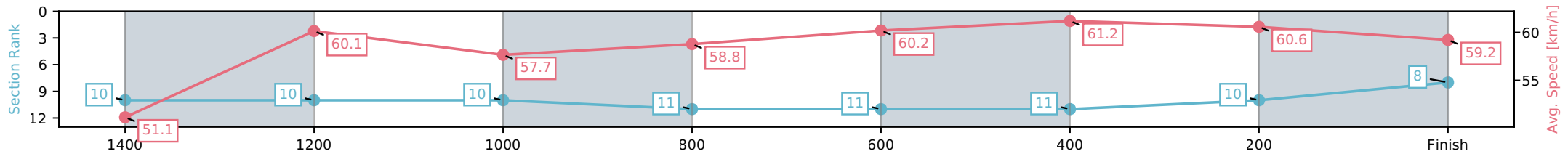
Ipswich QLD --Professional-2026-04-16
 Race 5: IPSWICH TRIBUNE TODAY BENCHMARK 65
 Handicap - 1690m

16 April 2026 - 3:23PM



Track Rating: Good 4, Weather: Fine, Rail Position: +6m Entire Circuit

Section	L1690	L1400	L1200	L1000	L800	L600	L400	L200
Section Times	1:44.99 (0:20.56)	1:24.43 [10] (0:11.96)	1:12.47 [10] (0:12.52)	0:59.96 [11] (0:12.19)	0:47.76 [11] (0:11.93)	0:35.83 [11] (0:11.78)	0:24.05 [10] (0:11.97)	0:12.08 [8] (0:12.08)
Average Speed [km/h]	51.1	60.1	57.7	58.8	60.2	61.2	60.6	59.2
Top Speed [km/h]	61.5	63.4	58.6	60.0	60.8	62.5	61.3	61.4
Avg. Dist. to Rail [m]	3.3	0.4	0.5	1.3	0.7	0.4	3.1	5.2
Avg. Stride Freq. [Hz]	2.3	2.3	2.2	2.2	2.2	2.3	2.3	2.3
Avg. Stride Length [m]	6.9	7.4	7.3	7.4	7.5	7.6	7.4	7.4



- [] Ranking at each section and finish
- :-:- No data available at this section
- NA No data available

Horse/Jockey Name	Kneze/Colleen Krahen
Finish Rank	9
Fastest Section Time (Section)	0:11.83 (1400-1200)
Top Speed [km/h] (Section)	63.2 (1690 - 1400)
Race State	Finished



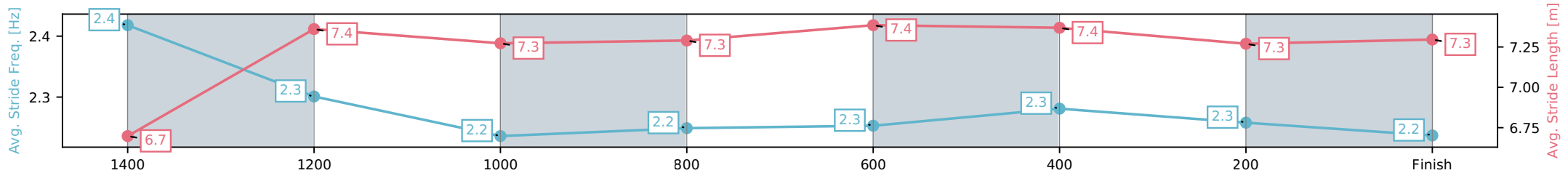
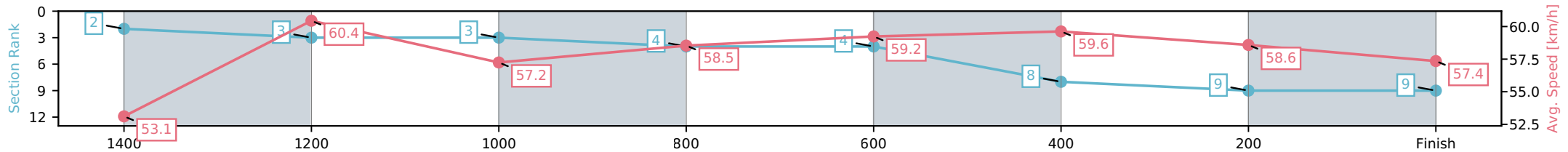
Ipswich QLD --Professional-2026-04-16
 Race 5: IPSWICH TRIBUNE TODAY BENCHMARK 65
 Handicap - 1690m

16 April 2026 - 3:23PM



Track Rating: Good 4, Weather: Fine, Rail Position: +6m Entire Circuit

Section	L1690	L1400	L1200	L1000	L800	L600	L400	L200
Section Times	1:45.28 (0:19.79)	1:25.49 [3] (0:11.83)	1:13.66 [3] (0:12.53)	1:01.14 [4] (0:12.22)	0:48.92 [4] (0:12.12)	0:36.80 [8] (0:12.02)	0:24.78 [9] (0:12.30)	0:12.48 [9] (0:12.48)
Average Speed [km/h]	53.1	60.4	57.2	58.5	59.2	59.6	58.6	57.4
Top Speed [km/h]	63.2	62.0	59.5	59.2	59.7	60.4	60.1	60.1
Avg. Dist. to Rail [m]	2.5	1.8	0.7	1.5	1.1	1.3	1.3	2.0
Avg. Stride Freq. [Hz]	2.4	2.3	2.2	2.2	2.3	2.3	2.3	2.2
Avg. Stride Length [m]	6.7	7.4	7.3	7.3	7.4	7.4	7.3	7.3



- [] Ranking at each section and finish
- :-:- No data available at this section
- NA No data available

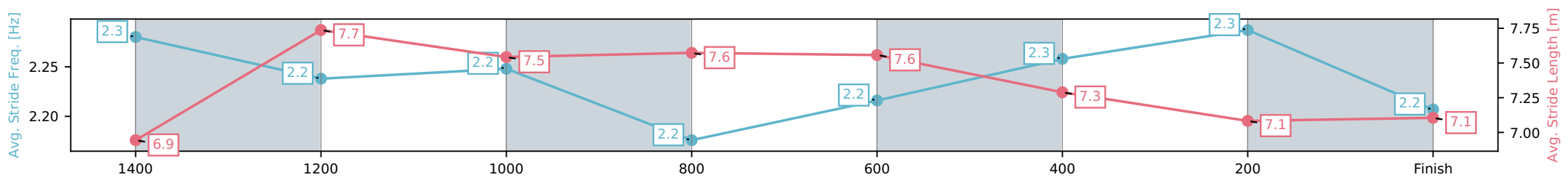
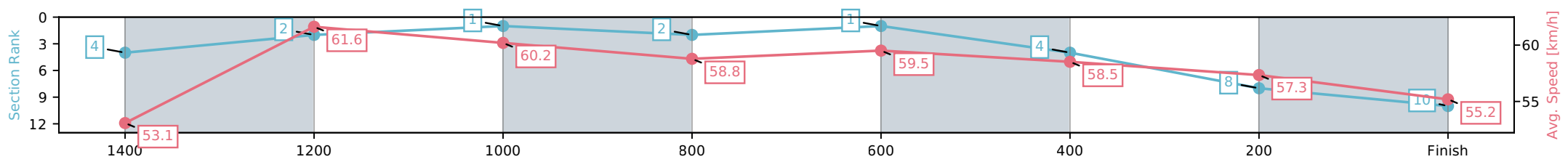
Horse/Jockey Name	Khant Fail/Noriyuki Masuda
Finish Rank	10
Fastest Section Time (Section)	0:11.77 (1400-1200)
Top Speed [km/h] (Section)	64.1 (1400-1200)
Race State	Finished



Ipswich QLD --Professional-2026-04-16
 Race 5: IPSWICH TRIBUNE TODAY BENCHMARK 65
 Handicap - 1690m
 16 April 2026 - 3:23PM
 Track Rating: Good 4, Weather: Fine, Rail Position: +6m Entire Circuit



Section	L1690	L1400	L1200	L1000	L800	L600	L400	L200
Section Times	1:45.82 (0:19.84)	1:25.98 [2] (0:11.77)	1:14.21 [1] (0:12.10)	1:02.11 [2] (0:12.20)	0:49.90 [1] (0:12.04)	0:37.86 [4] (0:12.26)	0:25.61 [8] (0:12.53)	0:13.08 [10] (0:13.08)
Average Speed [km/h]	53.1	61.6	60.2	58.8	59.5	58.5	57.3	55.2
Top Speed [km/h]	62.7	64.1	61.1	59.3	60.3	59.3	58.2	57.4
Avg. Dist. to Rail [m]	6.1	1.7	2.9	1.1	1.1	1.3	0.7	0.4
Avg. Stride Freq. [Hz]	2.3	2.2	2.2	2.2	2.2	2.3	2.3	2.2
Avg. Stride Length [m]	6.9	7.7	7.5	7.6	7.6	7.3	7.1	7.1



[] Ranking at each section and finish
 -:-:- No data available at this section
 NA No data available

Horse/Jockey Name	Maxie Tap/Wayne O'Connell
Finish Rank	11
Fastest Section Time (Section)	0:12.00 (800-600)
Top Speed [km/h] (Section)	61.9 (1690 - 1400)
Race State	Finished



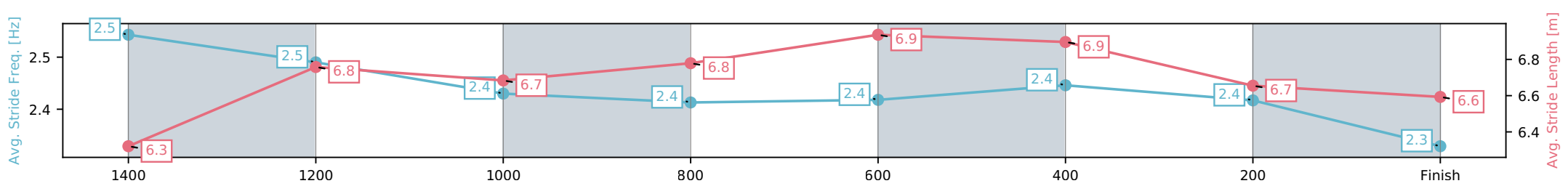
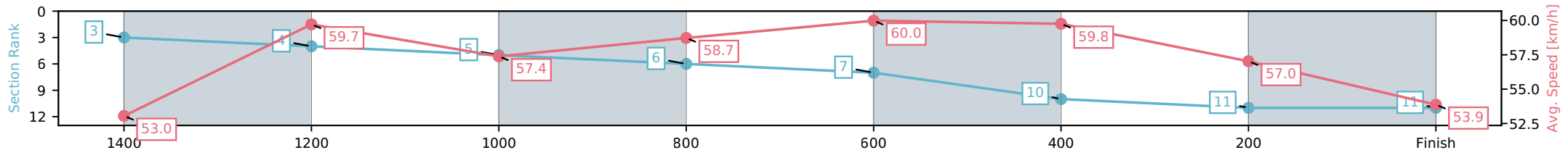
Ipswich QLD --Professional-2026-04-16
 Race 5: IPSWICH TRIBUNE TODAY BENCHMARK 65
 Handicap - 1690m

16 April 2026 - 3:23PM



Track Rating: Good 4, Weather: Fine, Rail Position: +6m Entire Circuit

Section	L1690	L1400	L1200	L1000	L800	L600	L400	L200
Section Times	1:46.82 (0:19.82)	1:27.00 [4] (0:12.08)	1:14.92 [5] (0:12.60)	1:02.33 [6] (0:12.22)	0:50.11 [7] (0:12.00)	0:38.10 [10] (0:12.06)	0:26.04 [11] (0:12.64)	0:13.40 [11] (0:13.40)
Average Speed [km/h]	53.0	59.7	57.4	58.7	60.0	59.8	57.0	53.9
Top Speed [km/h]	61.9	60.9	58.6	60.0	60.7	60.7	58.1	56.7
Avg. Dist. to Rail [m]	2.2	0.4	1.0	0.9	0.3	0.3	1.0	1.2
Avg. Stride Freq. [Hz]	2.5	2.5	2.4	2.4	2.4	2.4	2.4	2.3
Avg. Stride Length [m]	6.3	6.8	6.7	6.8	6.9	6.9	6.7	6.6



[] Ranking at each section and finish
 -:-:- No data available at this section
 NA No data available



Ipswich QLD

Race 6: GORDON'S GIN RATINGS BAND 0 - 60 Handicap - 1350m

16 April 2026 - 3:59PM

Track Rating: Good 4, Weather: Fine, Rail Position: +6m Entire Circuit



Field Times (Race Tempo) 1:20.74 (0:11.55) 1:09.19 (0:10.91) 0:58.28 (0:11.44) 0:46.84 (0:11.31) 0:35.53 (0:11.63) 0:23.90 (0:11.83) 0:12.07 (0:12.07)

Rank	TAB#	Horse	Overall Time	First 400m	Top Speed km/h (Section)	L1350	L1200	L1000	L800	L600	L400	L200	
	(BAR#)	Jockey	Margin (DT-W)	Last 600m	Fastest Section (Time)	Start - 1200	1200 - 1000	1000 - 800	800 - 600	600 - 400	400 - 200	200 - Finish	
1	4	Sir Maurice	1:20.74	0:26.27	67.4 (800-600)	1:20.74	1:08.44 [11]	0:57.34 [12]	0:45.69 [12]	0:34.80 [9]	0:23.44 [7]	0:11.91 [3]	
	(7)	Ben Thompson		0:34.81	800-600 (0:10.89)	(0:12.30)	(0:11.10)	(0:11.65)	(0:10.89)	(0:11.36)	(0:11.54)	(0:11.91)	
2	7	Yeah Copy	1:20.81	0:25.38	68.4 (1200-1000)	1:20.81	1:09.05 [3]	0:58.26 [3]	0:46.76 [3]	0:35.38 [4]	0:23.89 [3]	0:12.13 [2]	
	(10)	Damien Boche	0.4L (-4)	0:35.38	1200-1000 (0:10.78)	(0:11.76)	(0:10.78)	(0:11.50)	(0:11.39)	(0:11.49)	(0:11.76)	(0:12.13)	
3	8	Artifactx	1:20.81	0:26.19	66.0 (1200-1000)	1:20.81	1:08.48 [12]	0:57.45 [11]	0:45.97 [10]	0:34.72 [11]	0:23.36 [10]	0:11.85 [6]	
	(9)	Taylor Marshall	0.4L (+1)	0:34.72	1200-1000 (0:11.03)	(0:12.33)	(0:11.03)	(0:11.48)	(0:11.25)	(0:11.36)	(0:11.51)	(0:11.85)	
4	1	Chicago King	1:20.82	0:25.54	67.5 (1200-1000)	1:20.82	1:09.05 [4]	0:58.16 [4]	0:46.67 [4]	0:35.50 [2]	0:23.95 [2]	0:12.15 [1]	
	(12)	Boris Thornton	0.5L (+7)	0:35.50	1200-1000 (0:10.89)	(0:11.77)	(0:10.89)	(0:11.48)	(0:11.17)	(0:11.55)	(0:11.80)	(0:12.15)	
5	2	Ludik	1:21.04	0:25.90	66.7 (1200-1000)	1:21.04	1:09.12 [7]	0:58.02 [8]	0:46.52 [8]	0:35.24 [8]	0:23.74 [7]	0:11.86 [10]	
	(1)	Ron Stewart	1.8L (+3)	0:35.23	1200-1000 (0:11.10)	(0:11.92)	(0:11.10)	(0:11.50)	(0:11.29)	(0:11.49)	(0:11.88)	(0:11.86)	
6	5	Somethin In Orange	1:21.08	0:25.70	66.9 (1200-1000)	1:21.08	1:09.26 [6]	0:58.28 [5]	0:46.76 [7]	0:35.41 [7]	0:23.73 [9]	0:11.95 [9]	
	(8)	Nathan Fazackerley	2.0L (+6)	0:35.41	1200-1000 (0:10.98)	(0:11.82)	(0:10.98)	(0:11.52)	(0:11.35)	(0:11.68)	(0:11.78)	(0:11.95)	
7	6	So Bright	1:21.21	0:25.64	66.5 (1200-1000)	1:21.21	1:09.41 [5]	0:58.38 [6]	0:46.98 [5]	0:35.65 [5]	0:24.14 [5]	0:12.17 [8]	
	(5)	Brandon Lerena	2.7L (+14)	0:35.64	1200-1000 (0:11.03)	(0:11.80)	(0:11.03)	(0:11.41)	(0:11.32)	(0:11.51)	(0:11.96)	(0:12.17)	
8	12	Jupiter Hills	1:21.33	0:25.32	67.0 (1350 - 1200)	1:21.33	1:09.78 [1]	0:58.82 [2]	0:47.37 [2]	0:35.94 [3]	0:24.26 [6]	0:12.38 [5]	
	(11)	Damien Thornton	3.5L (+6)	0:35.94	1200-1000 (0:10.96)	(0:11.55)	(0:10.96)	(0:11.45)	(0:11.43)	(0:11.68)	(0:11.88)	(0:12.38)	
9	13	Jediah	1:21.37	0:26.08	66.0 (1200-1000)	1:21.37	1:09.23 [9]	0:58.10 [9]	0:46.60 [9]	0:35.34 [10]	0:23.79 [11]	0:11.97 [11]	
	(4)	Montanna Savva	3.7L (+7)	0:35.33	1200-1000 (0:11.12)	(0:12.14)	(0:11.12)	(0:11.51)	(0:11.26)	(0:11.54)	(0:11.82)	(0:11.97)	
10	9	Benfica Lass	1:21.39	0:26.19	66.0 (1200-1000)	1:21.39	1:09.15 [10]	0:58.11 [10]	0:46.55 [11]	0:35.29 [12]	0:23.79 [12]	0:11.96 [12]	
	(2)	Fred Larson	3.8L (+17)	0:35.28	1200-1000 (0:11.04)	(0:12.24)	(0:11.04)	(0:11.56)	(0:11.26)	(0:11.50)	(0:11.82)	(0:11.96)	

Scratched: Silent Fox (#3)

Report Created: Thu 16 April 2026

(Note: Races are conducted over an approximate distance as close as possible to the advertised distance, and recorded data may vary accordingly. Official times refer to race times only and do not include handicap times.)

[] Position in running at each section and finish TAB# Saddle cloth number

-:--:-- No data available at this section

NA No data available

DNT Did not track

BAR# Barrier/Gate Position

DNF Did not finish

DT-W Distance travelled compared to winner in metres

Fastest split

Fastest section



Ipswich QLD

Race 6: GORDON'S GIN RATINGS BAND 0 - 60 Handicap - 1350m

16 April 2026 - 3:59PM

Track Rating: Good 4, Weather: Fine, Rail Position: +6m Entire Circuit



Field Times (Race Tempo) 1:20.74 (0:11.55) 1:09.19 (0:10.91) 0:58.28 (0:11.44) 0:46.84 (0:11.31) 0:35.53 (0:11.63) 0:23.90 (0:11.83) 0:12.07 (0:12.07)

Rank	TAB#	Horse	Overall Time	First 400m	Top Speed km/h (Section)	L1350	L1200	L1000	L800	L600	L400	L200	
	(BAR#)	Jockey	Margin (DT-W)	Last 600m	Fastest Section (Time)	Start - 1200	1200 - 1000	1000 - 800	800 - 600	600 - 400	400 - 200	200 - Finish	
11	10	Kirkall	1:21.66	0:25.68	67.1 (1200-1000)	1:21.66	1:09.66 [8]	0:58.79 [7]	0:47.36 [6]	0:36.02 [6]	0:24.60 [4]	0:12.74 [4]	
	(6)	Benjamin Osmond	5.4L (+0)	0:36.01	1200-1000 (0:10.87)	(0:12.00)	(0:10.87)	(0:11.43)	(0:11.34)	(0:11.41)	(0:11.86)	(0:12.74)	
12	11	Farnesina	1:22.07	0:25.30	68.0 (1200-1000)	1:22.07	1:10.37 [2]	0:59.61 [1]	0:48.16 [1]	0:36.86 [1]	0:25.23 [1]	0:13.04 [7]	
	(3)	Tahlia Fenlon	7.8L (+14)	0:36.86	1200-1000 (0:10.76)	(0:11.70)	(0:10.76)	(0:11.44)	(0:11.31)	(0:11.63)	(0:12.19)	(0:13.04)	

Scratched: Silent Fox (#3)

Horse/Jockey Name	Sir Maurice/Ben Thompson
Finish Rank	1
Fastest Section Time (Section)	0:10.89 (800-600)
Top Speed [km/h] (Section)	67.4 (800-600)
Race State	Finished



Ipswich QLD --Professional-2026-04-16

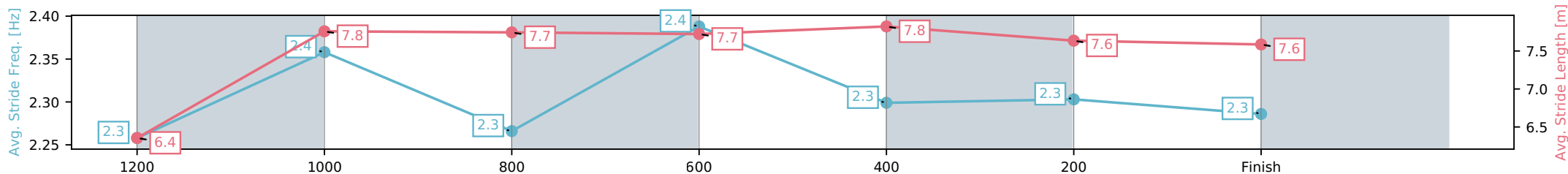
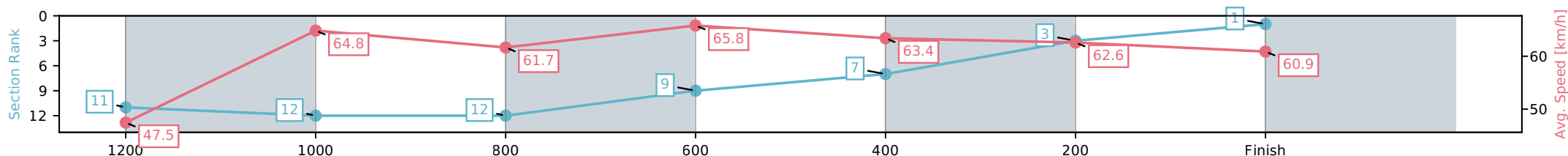
Race 6: GORDON'S GIN RATINGS BAND 0 - 60 Handicap - 1350m

16 April 2026 - 3:59PM

Track Rating: Good 4, Weather: Fine, Rail Position: +6m Entire Circuit



Section	L1350	L1200	L1000	L800	L600	L400	L200
Section Times	1:20.74 (0:12.30)	1:08.44 [12] (0:11.10)	0:57.34 [12] (0:11.65)	0:45.69 [9] (0:10.89)	0:34.80 [7] (0:11.36)	0:23.44 [3] (0:11.54)	0:11.91 [1] (0:11.91)
Average Speed [km/h]	47.5	64.8	61.7	65.8	63.4	62.6	60.9
Top Speed [km/h]	63.6	65.5	63.9	67.4	64.5	63.2	63.0
Avg. Dist. to Rail [m]	3.4	0.6	1.1	0.8	0.4	2.4	5.4
Avg. Stride Freq. [Hz]	2.3	2.4	2.3	2.4	2.3	2.3	2.3
Avg. Stride Length [m]	6.4	7.8	7.7	7.7	7.8	7.6	7.6



- [] Ranking at each section and finish
- :-:- No data available at this section
- NA No data available

Horse/Jockey Name	Yeah Copy/Damien Boche
Finish Rank	2
Fastest Section Time (Section)	0:10.78 (1200-1000)
Top Speed [km/h] (Section)	68.4 (1200-1000)
Race State	Finished



Ipswich QLD --Professional-2026-04-16

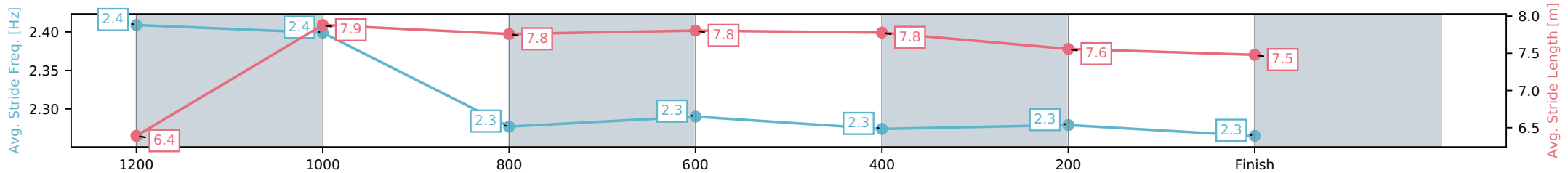
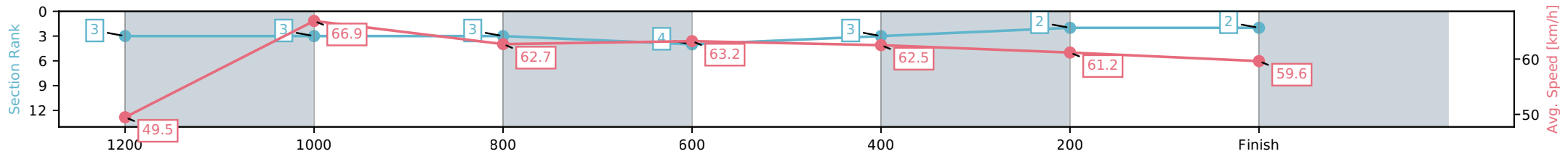
Race 6: GORDON'S GIN RATINGS BAND 0 - 60 Handicap - 1350m

16 April 2026 - 3:59PM



Track Rating: Good 4, Weather: Fine, Rail Position: +6m Entire Circuit

Section	L1350	L1200	L1000	L800	L600	L400	L200
Section Times	1:20.81 (0:11.76)	1:09.05 [3] (0:10.78)	0:58.26 [3] (0:11.50)	0:46.76 [4] (0:11.39)	0:35.38 [3] (0:11.49)	0:23.89 [2] (0:11.76)	0:12.13 [2] (0:12.13)
Average Speed [km/h]	49.5	66.9	62.7	63.2	62.5	61.2	59.6
Top Speed [km/h]	67.3	68.4	64.1	64.1	64.4	61.7	61.0
Avg. Dist. to Rail [m]	5.9	1.7	0.5	0.2	0.5	1.3	3.9
Avg. Stride Freq. [Hz]	2.4	2.4	2.3	2.3	2.3	2.3	2.3
Avg. Stride Length [m]	6.4	7.9	7.8	7.8	7.8	7.6	7.5



- [] Ranking at each section and finish
- :-:- No data available at this section
- NA No data available

Horse/Jockey Name	Artifacts/Taylor Marshall
Finish Rank	3
Fastest Section Time (Section)	0:11.03 (1200-1000)
Top Speed [km/h] (Section)	66.0 (1200-1000)
Race State	Finished



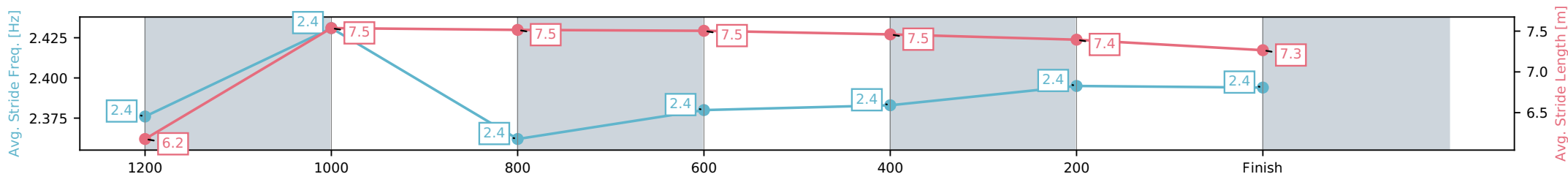
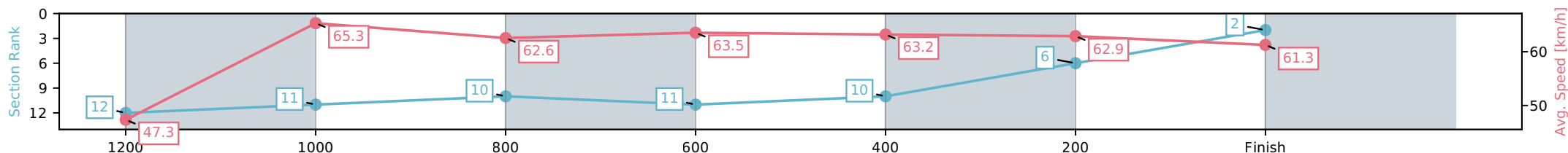
Ipswich QLD --Professional-2026-04-16
 Race 6: GORDON'S GIN RATINGS BAND 0 - 60 Handicap - 1350m

16 April 2026 - 3:59PM



Track Rating: Good 4, Weather: Fine, Rail Position: +6m Entire Circuit

Section	L1350	L1200	L1000	L800	L600	L400	L200
Section Times	1:20.81 (0:12.33)	1:08.48 [11] (0:11.03)	0:57.45 [10] (0:11.48)	0:45.97 [11] (0:11.25)	0:34.72 [10] (0:11.36)	0:23.36 [6] (0:11.51)	0:11.85 [2] (0:11.85)
Average Speed [km/h]	47.3	65.3	62.6	63.5	63.2	62.9	61.3
Top Speed [km/h]	63.6	66.0	64.8	64.7	63.7	64.0	63.0
Avg. Dist. to Rail [m]	4.1	0.7	0.9	1.9	1.0	2.9	6.9
Avg. Stride Freq. [Hz]	2.4	2.4	2.4	2.4	2.4	2.4	2.4
Avg. Stride Length [m]	6.2	7.5	7.5	7.5	7.5	7.4	7.3



- [] Ranking at each section and finish
- :-:- No data available at this section
- NA No data available

Horse/Jockey Name	Chicago King/Boris Thornton
Finish Rank	4
Fastest Section Time (Section)	0:10.89 (1200-1000)
Top Speed [km/h] (Section)	67.5 (1200-1000)
Race State	Finished



Ipswich QLD --Professional-2026-04-16

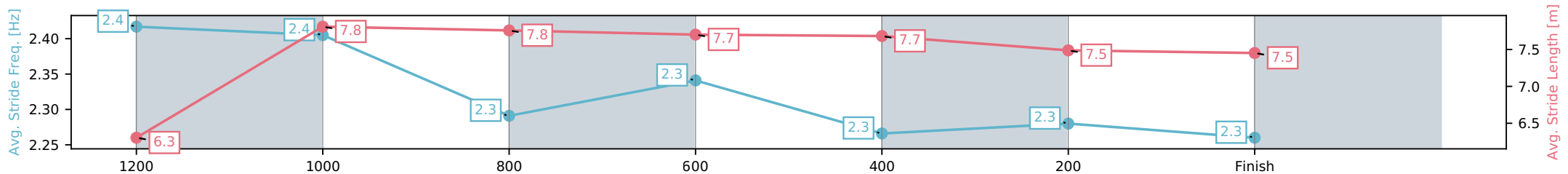
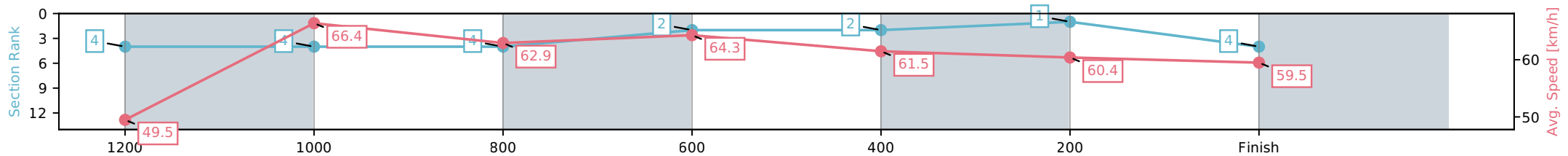
Race 6: GORDON'S GIN RATINGS BAND 0 - 60 Handicap - 1350m

16 April 2026 - 3:59PM

Track Rating: Good 4, Weather: Fine, Rail Position: +6m Entire Circuit



Section	L1350	L1200	L1000	L800	L600	L400	L200
Section Times	1:20.82 (0:11.77)	1:09.05 [4] (0:10.89)	0:58.16 [4] (0:11.48)	0:46.67 [2] (0:11.17)	0:35.50 [2] (0:11.55)	0:23.95 [1] (0:11.80)	0:12.15 [4] (0:12.15)
Average Speed [km/h]	49.5	66.4	62.9	64.3	61.5	60.4	59.5
Top Speed [km/h]	66.8	67.5	63.5	66.2	63.0	60.9	60.4
Avg. Dist. to Rail [m]	8.8	4.1	1.4	1.2	3.1	2.3	0.8
Avg. Stride Freq. [Hz]	2.4	2.4	2.3	2.3	2.3	2.3	2.3
Avg. Stride Length [m]	6.3	7.8	7.8	7.7	7.7	7.5	7.5



[] Ranking at each section and finish
 -:-:- No data available at this section
 NA No data available

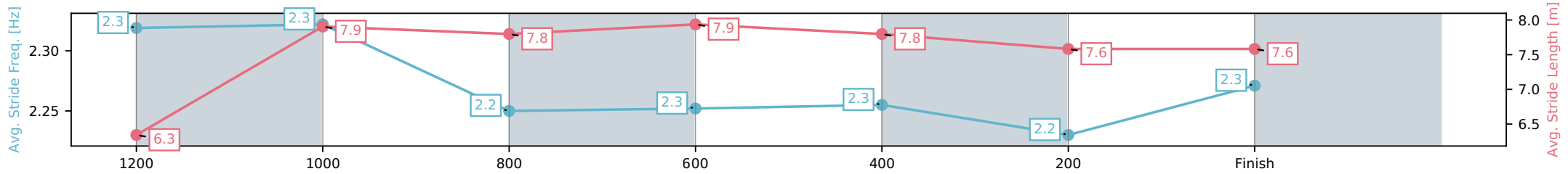
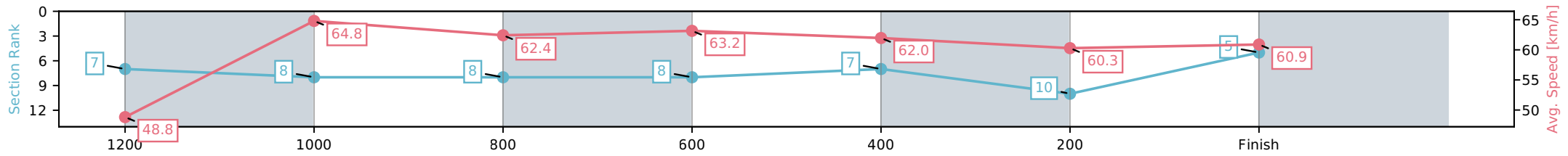
Horse/Jockey Name	Ludik/Ron Stewart
Finish Rank	5
Fastest Section Time (Section)	0:11.10 (1200-1000)
Top Speed [km/h] (Section)	66.7 (1200-1000)
Race State	Finished



Ipswich QLD --Professional-2026-04-16
 Race 6: GORDON'S GIN RATINGS BAND 0 - 60 Handicap - 1350m
 16 April 2026 - 3:59PM
 Track Rating: Good 4, Weather: Fine, Rail Position: +6m Entire Circuit



Section	L1350	L1200	L1000	L800	L600	L400	L200
Section Times	1:21.04 (0:11.92)	1:09.12 [8] (0:11.10)	0:58.02 [8] (0:11.50)	0:46.52 [8] (0:11.29)	0:35.24 [7] (0:11.49)	0:23.74 [10] (0:11.88)	0:11.86 [5] (0:11.86)
Average Speed [km/h]	48.8	64.8	62.4	63.2	62.0	60.3	60.9
Top Speed [km/h]	65.0	66.7	62.9	63.6	63.2	61.7	62.4
Avg. Dist. to Rail [m]	2.4	0.7	1.3	2.4	2.6	0.9	1.0
Avg. Stride Freq. [Hz]	2.3	2.3	2.2	2.3	2.3	2.2	2.3
Avg. Stride Length [m]	6.3	7.9	7.8	7.9	7.8	7.6	7.6



[] Ranking at each section and finish
 -:-:- No data available at this section
 NA No data available

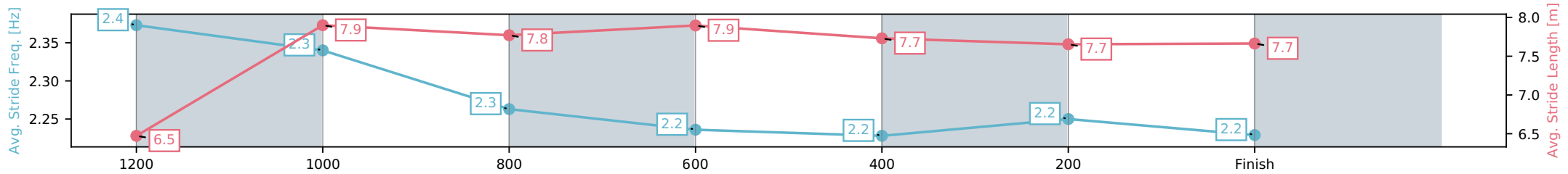
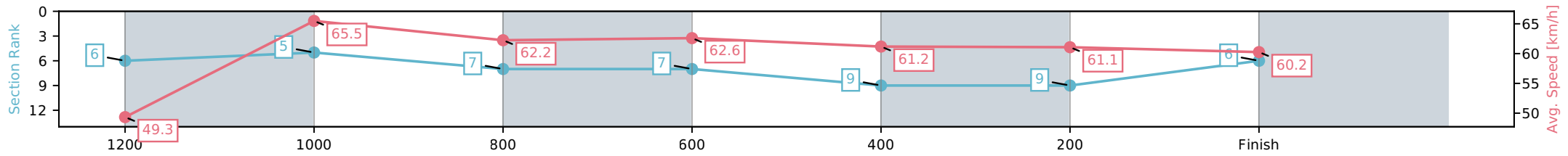
Horse/Jockey Name	Somethin In Orange/Nathan Fazackerley
Finish Rank	6
Fastest Section Time (Section)	0:10.98 (1200-1000)
Top Speed [km/h] (Section)	66.9 (1200-1000)
Race State	Finished



Ipswich QLD --Professional-2026-04-16
 Race 6: GORDON'S GIN RATINGS BAND 0 - 60 Handicap - 1350m
 16 April 2026 - 3:59PM
 Track Rating: Good 4, Weather: Fine, Rail Position: +6m Entire Circuit



Section	L1350	L1200	L1000	L800	L600	L400	L200
Section Times	1:21.08 (0:11.82)	1:09.26 [5] (0:10.98)	0:58.28 [7] (0:11.52)	0:46.76 [7] (0:11.35)	0:35.41 [9] (0:11.68)	0:23.73 [9] (0:11.78)	0:11.95 [6] (0:11.95)
Average Speed [km/h]	49.3	65.5	62.2	62.6	61.2	61.1	60.2
Top Speed [km/h]	65.6	66.9	62.7	63.5	62.7	61.6	61.3
Avg. Dist. to Rail [m]	4.1	0.9	1.7	3.2	2.2	0.7	2.5
Avg. Stride Freq. [Hz]	2.4	2.3	2.3	2.2	2.2	2.2	2.2
Avg. Stride Length [m]	6.5	7.9	7.8	7.9	7.7	7.7	7.7



[] Ranking at each section and finish
 -:-:- No data available at this section
 NA No data available

Horse/Jockey Name	So Bright/Brandon Lerena
Finish Rank	7
Fastest Section Time (Section)	0:11.03 (1200-1000)
Top Speed [km/h] (Section)	66.5 (1200-1000)
Race State	Finished



Ipswich QLD --Professional-2026-04-16

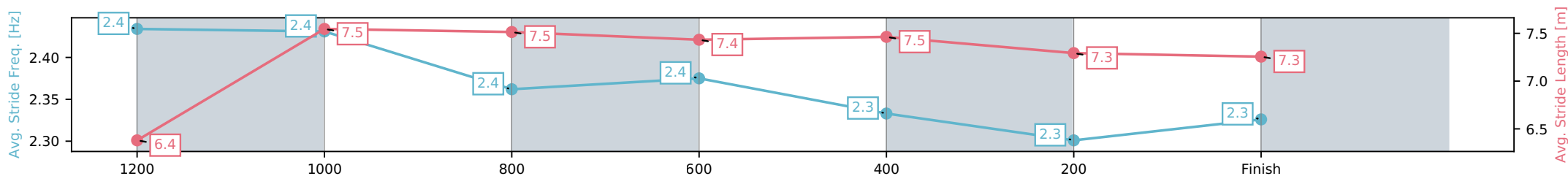
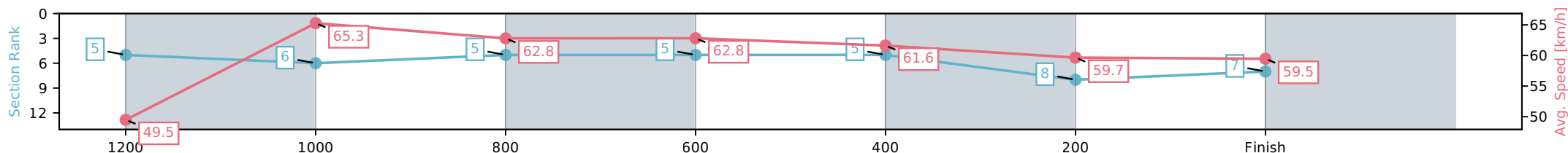
Race 6: GORDON'S GIN RATINGS BAND 0 - 60 Handicap - 1350m

16 April 2026 - 3:59PM

Track Rating: Good 4, Weather: Fine, Rail Position: +6m Entire Circuit



Section	L1350	L1200	L1000	L800	L600	L400	L200
Section Times	1:21.21 (0:11.80)	1:09.41 [6] (0:11.03)	0:58.38 [5] (0:11.41)	0:46.98 [5] (0:11.32)	0:35.65 [5] (0:11.51)	0:24.14 [8] (0:11.96)	0:12.17 [7] (0:12.17)
Average Speed [km/h]	49.5	65.3	62.8	62.8	61.6	59.7	59.5
Top Speed [km/h]	64.0	66.5	64.7	63.8	62.9	61.0	61.1
Avg. Dist. to Rail [m]	2.4	0.6	1.3	3.2	3.4	1.9	0.6
Avg. Stride Freq. [Hz]	2.4	2.4	2.4	2.4	2.3	2.3	2.3
Avg. Stride Length [m]	6.4	7.5	7.5	7.4	7.5	7.3	7.3



- [] Ranking at each section and finish
- :-:- No data available at this section
- NA No data available

Horse/Jockey Name	Jupiter Hills/Damien Thornton
Finish Rank	8
Fastest Section Time (Section)	0:10.96 (1200-1000)
Top Speed [km/h] (Section)	67.0 (1350 - 1200)
Race State	Finished



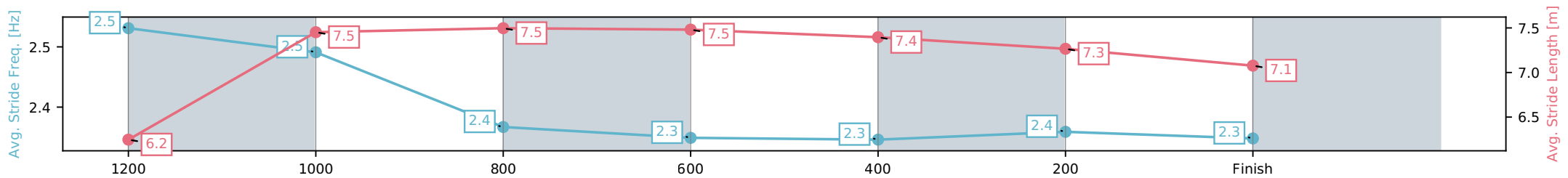
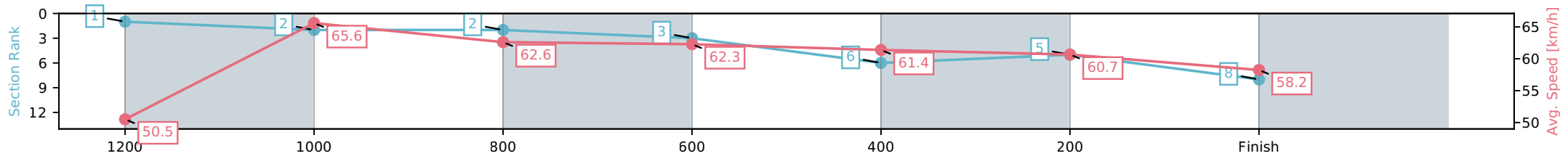
Ipswich QLD --Professional-2026-04-16
 Race 6: GORDON'S GIN RATINGS BAND 0 - 60 Handicap - 1350m

16 April 2026 - 3:59PM



Track Rating: Good 4, Weather: Fine, Rail Position: +6m Entire Circuit

Section	L1350	L1200	L1000	L800	L600	L400	L200
Section Times	1:21.33 (0:11.55)	1:09.78 [2] (0:10.96)	0:58.82 [2] (0:11.45)	0:47.37 [3] (0:11.43)	0:35.94 [6] (0:11.68)	0:24.26 [5] (0:11.88)	0:12.38 [8] (0:12.38)
Average Speed [km/h]	50.5	65.6	62.6	62.3	61.4	60.7	58.2
Top Speed [km/h]	67.0	66.9	64.5	63.2	62.3	61.5	60.8
Avg. Dist. to Rail [m]	6.8	0.9	1.6	2.6	1.4	0.6	1.8
Avg. Stride Freq. [Hz]	2.5	2.5	2.4	2.3	2.3	2.4	2.3
Avg. Stride Length [m]	6.2	7.5	7.5	7.5	7.4	7.3	7.1



[] Ranking at each section and finish
 -:-:- No data available at this section
 NA No data available

Horse/Jockey Name	Jediah/Montanna Savva
Finish Rank	9
Fastest Section Time (Section)	0:11.12 (1200-1000)
Top Speed [km/h] (Section)	66.0 (1200-1000)
Race State	Finished



Ipswich QLD --Professional-2026-04-16

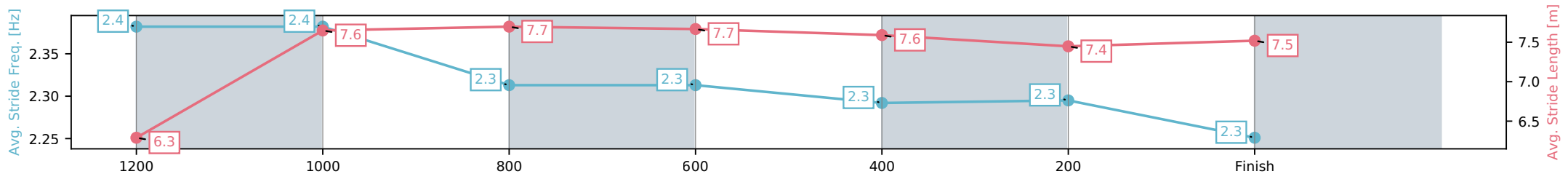
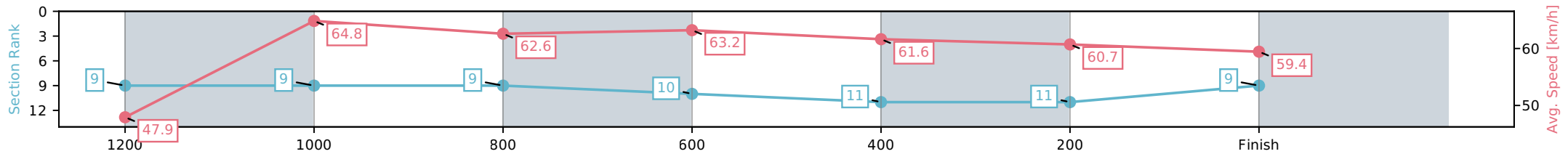
Race 6: GORDON'S GIN RATINGS BAND 0 - 60 Handicap - 1350m

16 April 2026 - 3:59PM

Track Rating: Good 4, Weather: Fine, Rail Position: +6m Entire Circuit



Section	L1350	L1200	L1000	L800	L600	L400	L200
Section Times	1:21.37 (0:12.14)	1:09.23 [9] (0:11.12)	0:58.10 [9] (0:11.51)	0:46.60 [10] (0:11.26)	0:35.34 [11] (0:11.54)	0:23.79 [11] (0:11.82)	0:11.97 [9] (0:11.97)
Average Speed [km/h]	47.9	64.8	62.6	63.2	61.6	60.7	59.4
Top Speed [km/h]	63.4	66.0	64.5	64.2	63.7	61.3	62.1
Avg. Dist. to Rail [m]	1.9	1.0	0.8	3.2	2.9	1.7	5.7
Avg. Stride Freq. [Hz]	2.4	2.4	2.3	2.3	2.3	2.3	2.3
Avg. Stride Length [m]	6.3	7.6	7.7	7.7	7.6	7.4	7.5



- [] Ranking at each section and finish
- :-:- No data available at this section
- NA No data available

Horse/Jockey Name	Benfica Lass/Fred Larson
Finish Rank	10
Fastest Section Time (Section)	0:11.04 (1200-1000)
Top Speed [km/h] (Section)	66.0 (1200-1000)
Race State	Finished



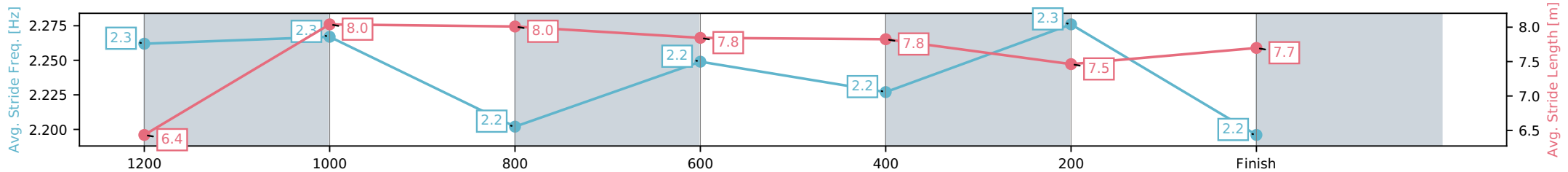
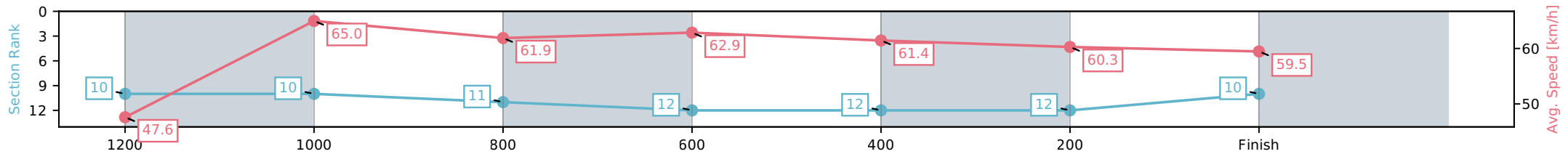
Ipswich QLD --Professional-2026-04-16
 Race 6: GORDON'S GIN RATINGS BAND 0 - 60 Handicap - 1350m

16 April 2026 - 3:59PM



Track Rating: Good 4, Weather: Fine, Rail Position: +6m Entire Circuit

Section	L1350	L1200	L1000	L800	L600	L400	L200
Section Times	1:21.39 (0:12.24)	1:09.15 [10] (0:11.04)	0:58.11 [11] (0:11.56)	0:46.55 [12] (0:11.26)	0:35.29 [12] (0:11.50)	0:23.79 [12] (0:11.82)	0:11.96 [10] (0:11.96)
Average Speed [km/h]	47.6	65.0	61.9	62.9	61.4	60.3	59.5
Top Speed [km/h]	63.3	66.0	63.4	63.8	62.8	61.5	60.9
Avg. Dist. to Rail [m]	2.6	1.9	2.8	4.5	4.5	2.2	0.9
Avg. Stride Freq. [Hz]	2.3	2.3	2.2	2.2	2.2	2.3	2.2
Avg. Stride Length [m]	6.4	8.0	8.0	7.8	7.8	7.5	7.7



- [] Ranking at each section and finish
- :-:- No data available at this section
- NA No data available

Horse/Jockey Name	Kirkall/Benjamin Osmond
Finish Rank	11
Fastest Section Time (Section)	0:10.87 (1200-1000)
Top Speed [km/h] (Section)	67.1 (1200-1000)
Race State	Finished



Ipswich QLD --Professional-2026-04-16

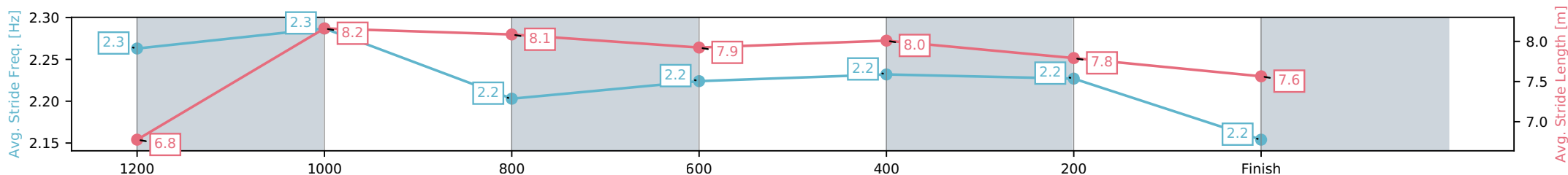
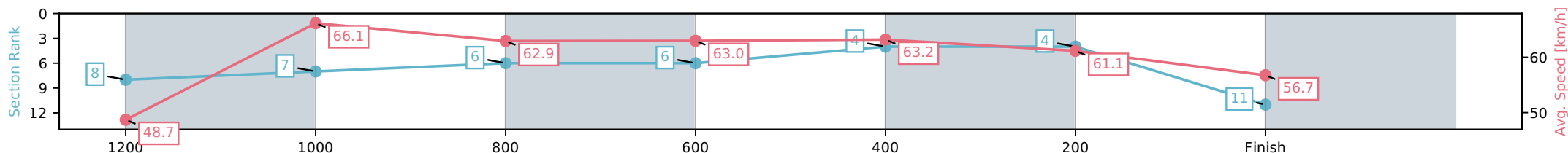
Race 6: GORDON'S GIN RATINGS BAND 0 - 60 Handicap - 1350m

16 April 2026 - 3:59PM



Track Rating: Good 4, Weather: Fine, Rail Position: +6m Entire Circuit

Section	L1350	L1200	L1000	L800	L600	L400	L200
Section Times	1:21.66 (0:12.00)	1:09.66 [7] (0:10.87)	0:58.79 [6] (0:11.43)	0:47.36 [6] (0:11.34)	0:36.02 [4] (0:11.41)	0:24.60 [4] (0:11.86)	0:12.74 [11] (0:12.74)
Average Speed [km/h]	48.7	66.1	62.9	63.0	63.2	61.1	56.7
Top Speed [km/h]	64.4	67.1	64.7	64.1	64.6	62.5	59.8
Avg. Dist. to Rail [m]	2.6	0.7	0.6	1.4	0.8	2.7	5.4
Avg. Stride Freq. [Hz]	2.3	2.3	2.2	2.2	2.2	2.2	2.2
Avg. Stride Length [m]	6.8	8.2	8.1	7.9	8.0	7.8	7.6



- [] Ranking at each section and finish
- :-:- No data available at this section
- NA No data available

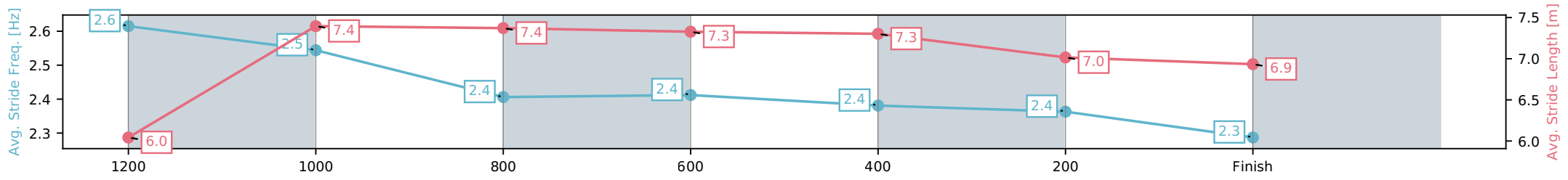
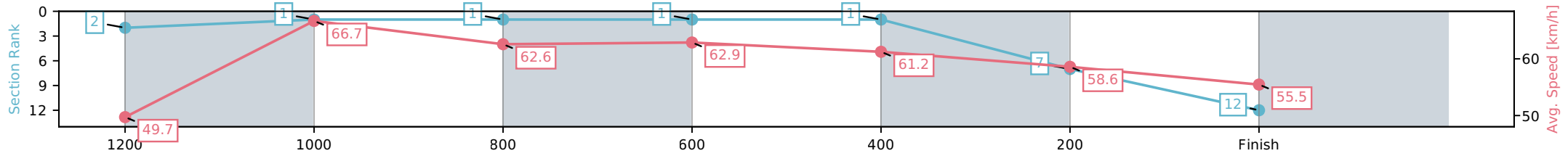
Horse/Jockey Name	Farnesina/Tahlia Fenlon
Finish Rank	12
Fastest Section Time (Section)	0:10.76 (1200-1000)
Top Speed [km/h] (Section)	68.0 (1200-1000)
Race State	Finished



Ipswich QLD --Professional-2026-04-16
 Race 6: GORDON'S GIN RATINGS BAND 0 - 60 Handicap - 1350m
 16 April 2026 - 3:59PM
 Track Rating: Good 4, Weather: Fine, Rail Position: +6m Entire Circuit



Section	L1350	L1200	L1000	L800	L600	L400	L200
Section Times	1:22.07 (0:11.70)	1:10.37 [1] (0:10.76)	0:59.61 [1] (0:11.44)	0:48.16 [1] (0:11.31)	0:36.86 [1] (0:11.63)	0:25.23 [7] (0:12.19)	0:13.04 [12] (0:13.04)
Average Speed [km/h]	49.7	66.7	62.6	62.9	61.2	58.6	55.5
Top Speed [km/h]	66.3	68.0	64.3	63.5	62.5	59.8	58.2
Avg. Dist. to Rail [m]	1.8	1.5	2.3	3.1	2.8	1.8	1.3
Avg. Stride Freq. [Hz]	2.6	2.5	2.4	2.4	2.4	2.4	2.3
Avg. Stride Length [m]	6.0	7.4	7.4	7.3	7.3	7.0	6.9



[] Ranking at each section and finish
 -:-:- No data available at this section
 NA No data available



Ipswich QLD
 Race 7: VINCE INSURANCE Class 1 Plate - 1200m
 16 April 2026 - 4:37PM



Track Rating: Good 4, Weather: Fine, Rail Position: +6m Entire Circuit

Field Times (Race Tempo) 1:10.26 0:56.87 0:46.62 0:35.76 0:24.11 0:12.26
 (0:13.39) (0:10.25) (0:10.86) (0:11.65) (0:11.85) (0:12.26)

Rank	TAB#	Horse	Overall Time	First 400m	Top Speed km/h (Section)	L1200	L1000	L800	L600	L400	L200		
	(BAR#)	Jockey	Margin (DT-W)	Last 600m	Fastest Section (Time)	Start - 1000	1000 - 800	800 - 600	600 - 400	400 - 200	200 - Finish		
1	2	Braveheart	1:10.26	0:23.71	71.8 (1000-800)	1:10.26	0:56.77 [3]	0:46.54 [2]	0:35.66 [2]	0:24.09 [2]	0:12.26 [1]		
	(4)	Angela Jones		0:35.67	1000-800 (0:10.22)	(0:13.49)	(0:10.22)	(0:10.88)	(0:11.58)	(0:11.83)	(0:12.26)		
2	7	Venom Rush	1:10.27	0:24.33	69.6 (1000-800)	1:10.27	0:56.41 [7]	0:45.94 [7]	0:35.09 [6]	0:23.77 [5]	0:12.11 [2]		
	(7)	Brandon Lerena	0.0L (+0)	0:35.09	1000-800 (0:10.47)	(0:13.86)	(0:10.47)	(0:10.84)	(0:11.32)	(0:11.66)	(0:12.11)		
3	1	Adranos	1:10.45	0:24.51	69.9 (1000-800)	1:10.45	0:56.37 [8]	0:45.94 [8]	0:35.12 [8]	0:23.70 [7]	0:12.05 [6]		
	(8)	Ryan Maloney	1.1L (+1)	0:35.12	1000-800 (0:10.43)	(0:14.08)	(0:10.43)	(0:10.82)	(0:11.42)	(0:11.65)	(0:12.05)		
4	13	Better Sweet	1:10.46	0:24.25	69.5 (1000-800)	1:10.46	0:56.68 [6]	0:46.21 [6]	0:35.33 [5]	0:23.74 [6]	0:12.07 [5]		
	(5)	Olivia Webb	1.2L (+4)	0:35.32	1000-800 (0:10.47)	(0:13.78)	(0:10.47)	(0:10.88)	(0:11.59)	(0:11.66)	(0:12.07)		
5	4	Ikasara	1:10.64	0:23.74	71.4 (1000-800)	1:10.64	0:57.18 [2]	0:46.89 [3]	0:35.85 [3]	0:24.23 [4]	0:12.38 [3]		
	(10)	Cejay Graham	2.2L (-1)	0:35.84	1000-800 (0:10.28)	(0:13.46)	(0:10.28)	(0:11.04)	(0:11.62)	(0:11.84)	(0:12.38)		
6	15	Raging	1:10.73	0:24.61	69.9 (1000-800)	1:10.73	0:56.62 [9]	0:46.13 [9]	0:35.20 [9]	0:23.72 [9]	0:12.06 [8]		
	(2)	Fred Larson	2.7L (+4)	0:35.20	1000-800 (0:10.50)	(0:14.11)	(0:10.50)	(0:10.93)	(0:11.48)	(0:11.66)	(0:12.06)		
7	3	Carnegie Hill	1:10.97	0:24.06	70.5 (1200 - 1000)	1:10.97	0:57.22 [5]	0:46.90 [4]	0:36.09 [4]	0:24.56 [3]	0:12.62 [4]		
	(3)	Jace McMurray	4.1L (+8)	0:36.09	1000-800 (0:10.31)	(0:13.75)	(0:10.31)	(0:10.81)	(0:11.53)	(0:11.94)	(0:12.62)		
8	16	Lift'n'mehigher	1:11.56	0:24.75	68.8 (1000-800)	1:11.56	0:57.36 [10]	0:46.81 [10]	0:36.00 [10]	0:24.47 [10]	0:12.74 [9]		
	(9)	Gary Geran	7.6L (-1)	0:35.99	1000-800 (0:10.55)	(0:14.20)	(0:10.55)	(0:10.82)	(0:11.52)	(0:11.73)	(0:12.74)		
9	17	Toute Sweet	1:11.99	0:24.13	69.9 (1000-800)	1:11.99	0:58.28 [4]	0:47.86 [5]	0:36.73 [7]	0:25.04 [8]	0:12.95 [10]		
	(6)	Stacey Callow	10.2L (-2)	0:36.73	1000-800 (0:10.42)	(0:13.71)	(0:10.42)	(0:11.13)	(0:11.69)	(0:12.09)	(0:12.95)		
10	6	Ivantheinvincible	1:13.41	0:23.64	71.2 (1000-800)	1:13.41	1:00.02 [1]	0:49.77 [1]	0:38.91 [1]	0:27.26 [1]	0:14.77 [7]		
	(1)	Andrew Mallyon	18.5L (+4)	0:38.90	1000-800 (0:10.25)	(0:13.39)	(0:10.25)	(0:10.86)	(0:11.65)	(0:12.48)	(0:14.77)		

Scratched: Il Fratello (#5), Black Eyed Blonde (#8), Broadbeach Miss (#9), Farnesina (#10), Immediate (#11), Jupiter Hills (#12), Lucky Lass (#14)

Report Created: Thu 16 April 2026

(Note: Races are conducted over an approximate distance as close as possible to the advertised distance, and recorded data may vary accordingly. Official times refer to race times only and do not include handicap times.)

[] Position in running at each section and finish TAB# Saddle cloth number

-:--:-- No data available at this section

NA No data available

DNT Did not track

BAR# Barrier/Gate Position

DNF Did not finish

DT-W Distance travelled compared to winner in metres

Fastest split

Fastest section

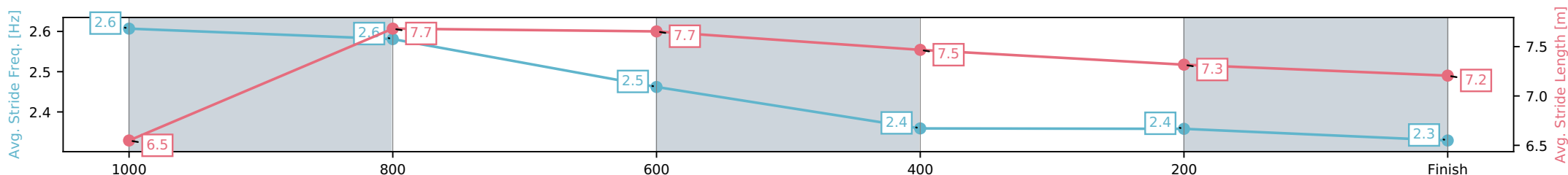
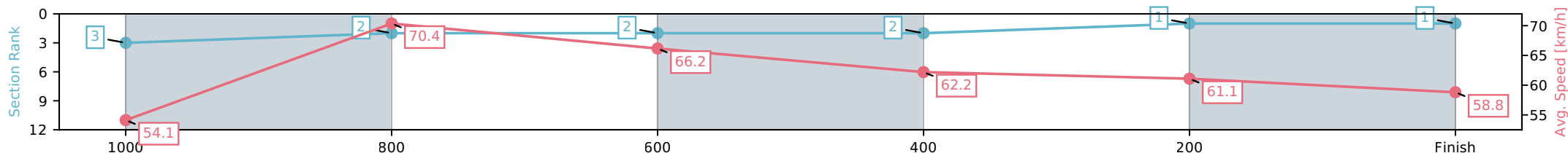
Horse/Jockey Name	Braveheart/Angela Jones
Finish Rank	1
Fastest Section Time (Section)	0:10.22 (1000-800)
Top Speed [km/h] (Section)	71.8 (1000-800)
Race State	Finished



Ipswich QLD --Professional-2026-04-16
 Race 7: VINCE INSURANCE Class 1 Plate - 1200m
 16 April 2026 - 4:37PM
 Track Rating: Good 4, Weather: Fine, Rail Position: +6m Entire Circuit



Section	L1200	L1000	L800	L600	L400	L200
Section Times	1:10.26 (0:13.49)	0:56.77 [2] (0:10.22)	0:46.54 [2] (0:10.88)	0:35.66 [2] (0:11.58)	0:24.09 [1] (0:11.83)	0:12.26 [1] (0:12.26)
Average Speed [km/h]	54.1	70.4	66.2	62.2	61.1	58.8
Top Speed [km/h]	70.7	71.8	69.2	63.9	62.1	61.5
Avg. Dist. to Rail [m]	3.7	0.6	0.2	0.3	1.4	3.0
Avg. Stride Freq. [Hz]	2.6	2.6	2.5	2.4	2.4	2.3
Avg. Stride Length [m]	6.5	7.7	7.7	7.5	7.3	7.2



- [] Ranking at each section and finish
- :-:- No data available at this section
- NA No data available

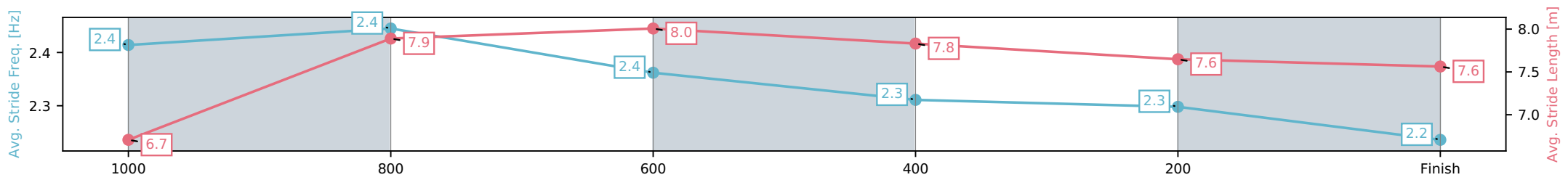
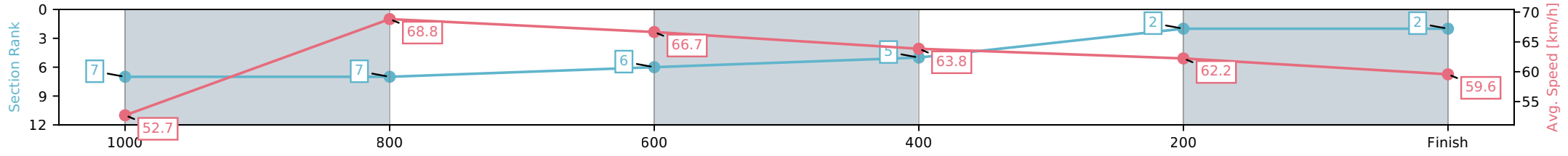
Horse/Jockey Name	Venom Rush/Brandon Lerena
Finish Rank	2
Fastest Section Time (Section)	0:10.47 (1000-800)
Top Speed [km/h] (Section)	69.6 (1000-800)
Race State	Finished



Ipswich QLD --Professional-2026-04-16
 Race 7: VINCE INSURANCE Class 1 Plate - 1200m
 16 April 2026 - 4:37PM
 Track Rating: Good 4, Weather: Fine, Rail Position: +6m Entire Circuit



Section	L1200	L1000	L800	L600	L400	L200
Section Times	1:10.27 (0:13.86)	0:56.41 [7] (0:10.47)	0:45.94 [6] (0:10.84)	0:35.09 [5] (0:11.32)	0:23.77 [2] (0:11.66)	0:12.11 [2] (0:12.11)
Average Speed [km/h]	52.7	68.8	66.7	63.8	62.2	59.6
Top Speed [km/h]	67.2	69.6	68.9	65.0	63.2	61.6
Avg. Dist. to Rail [m]	5.9	1.1	0.7	0.9	3.1	4.2
Avg. Stride Freq. [Hz]	2.4	2.4	2.4	2.3	2.3	2.2
Avg. Stride Length [m]	6.7	7.9	8.0	7.8	7.6	7.6



[] Ranking at each section and finish
 -:-:- No data available at this section
 NA No data available

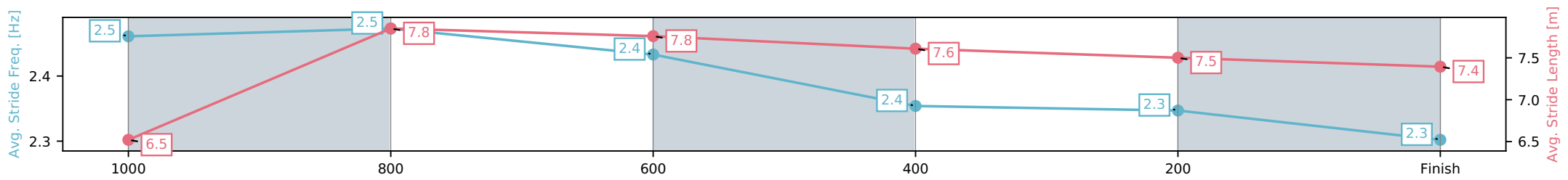
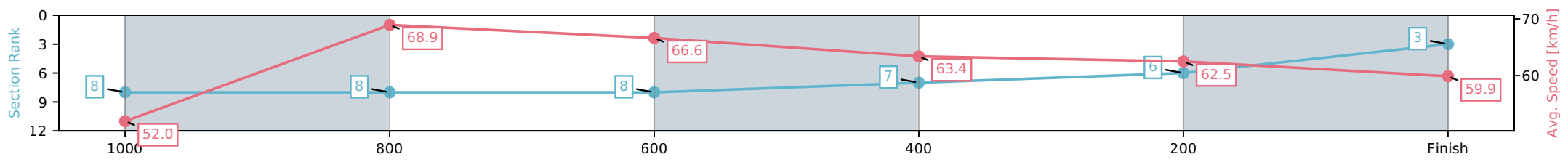
Horse/Jockey Name	Adranos/Ryan Maloney
Finish Rank	3
Fastest Section Time (Section)	0:10.43 (1000-800)
Top Speed [km/h] (Section)	69.9 (1000-800)
Race State	Finished



Ipswich QLD --Professional-2026-04-16
 Race 7: VINCE INSURANCE Class 1 Plate - 1200m
 16 April 2026 - 4:37PM
 Track Rating: Good 4, Weather: Fine, Rail Position: +6m Entire Circuit



Section	L1200	L1000	L800	L600	L400	L200
Section Times	1:10.45 (0:14.08)	0:56.37 [8] (0:10.43)	0:45.94 [8] (0:10.82)	0:35.12 [7] (0:11.42)	0:23.70 [6] (0:11.65)	0:12.05 [3] (0:12.05)
Average Speed [km/h]	52.0	68.9	66.6	63.4	62.5	59.9
Top Speed [km/h]	69.5	69.9	68.0	64.9	63.3	61.7
Avg. Dist. to Rail [m]	5.3	0.6	0.4	1.1	3.8	5.3
Avg. Stride Freq. [Hz]	2.5	2.5	2.4	2.4	2.3	2.3
Avg. Stride Length [m]	6.5	7.8	7.8	7.6	7.5	7.4



[] Ranking at each section and finish
 -:-:- No data available at this section
 NA No data available

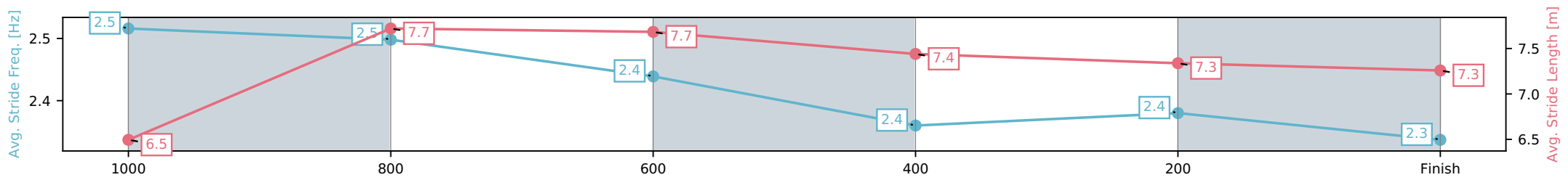
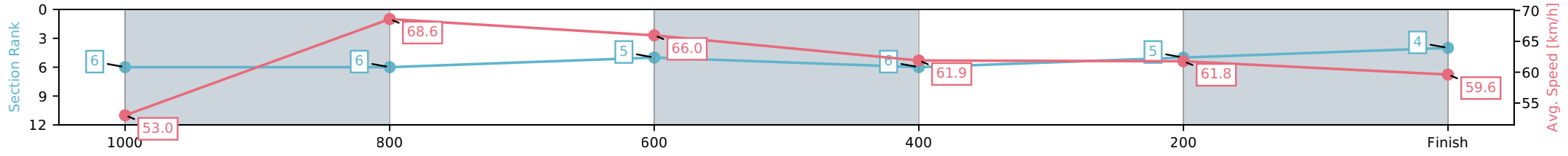
Horse/Jockey Name	Better Sweet/Olivia Webb
Finish Rank	4
Fastest Section Time (Section)	0:10.47 (1000-800)
Top Speed [km/h] (Section)	69.5 (1000-800)
Race State	Finished



Ipswich QLD --Professional-2026-04-16
 Race 7: VINCE INSURANCE Class 1 Plate - 1200m
 16 April 2026 - 4:37PM
 Track Rating: Good 4, Weather: Fine, Rail Position: +6m Entire Circuit



Section	L1200	L1000	L800	L600	L400	L200
Section Times	1:10.46 (0:13.78)	0:56.68 [6] (0:10.47)	0:46.21 [5] (0:10.88)	0:35.33 [6] (0:11.59)	0:23.74 [5] (0:11.66)	0:12.07 [4] (0:12.07)
Average Speed [km/h]	53.0	68.6	66.0	61.9	61.8	59.6
Top Speed [km/h]	68.7	69.5	68.6	66.5	63.0	61.5
Avg. Dist. to Rail [m]	3.9	0.8	0.7	1.0	1.5	2.2
Avg. Stride Freq. [Hz]	2.5	2.5	2.4	2.4	2.4	2.3
Avg. Stride Length [m]	6.5	7.7	7.7	7.4	7.3	7.3



[] Ranking at each section and finish
 -.-.- No data available at this section
 NA No data available

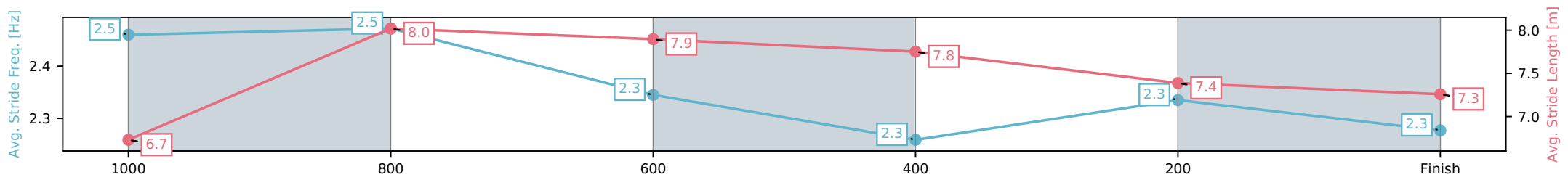
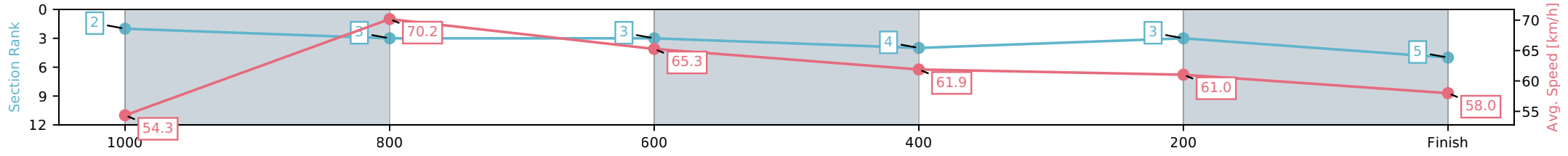
Horse/Jockey Name	Ikasara/Cejay Graham
Finish Rank	5
Fastest Section Time (Section)	0:10.28 (1000-800)
Top Speed [km/h] (Section)	71.4 (1000-800)
Race State	Finished



Ipswich QLD --Professional-2026-04-16
 Race 7: VINCE INSURANCE Class 1 Plate - 1200m
 16 April 2026 - 4:37PM
 Track Rating: Good 4, Weather: Fine, Rail Position: +6m Entire Circuit



Section	L1200	L1000	L800	L600	L400	L200
Section Times	1:10.64 (0:13.46)	0:57.18 [3] (0:10.28)	0:46.89 [3] (0:11.04)	0:35.85 [4] (0:11.62)	0:24.23 [3] (0:11.84)	0:12.38 [5] (0:12.38)
Average Speed [km/h]	54.3	70.2	65.3	61.9	61.0	58.0
Top Speed [km/h]	70.5	71.4	66.5	63.5	62.3	60.0
Avg. Dist. to Rail [m]	8.3	1.3	0.6	0.4	1.7	1.7
Avg. Stride Freq. [Hz]	2.5	2.5	2.3	2.3	2.3	2.3
Avg. Stride Length [m]	6.7	8.0	7.9	7.8	7.4	7.3



[] Ranking at each section and finish
 -:-:- No data available at this section
 NA No data available

Horse/Jockey Name	Raging/Fred Larson
Finish Rank	6
Fastest Section Time (Section)	0:10.50 (1000-800)
Top Speed [km/h] (Section)	69.9 (1000-800)
Race State	Finished



Ipswich QLD --Professional-2026-04-16

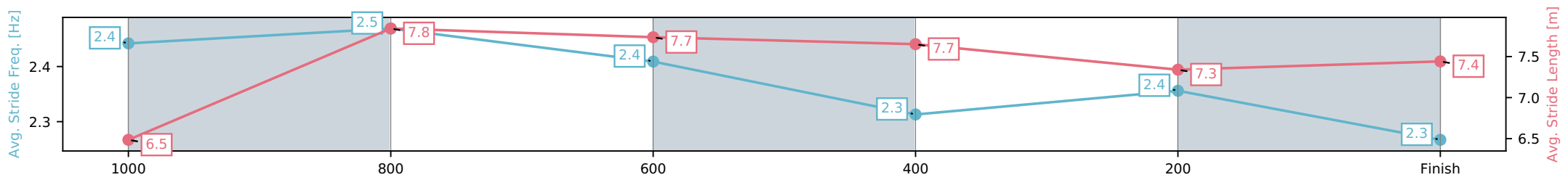
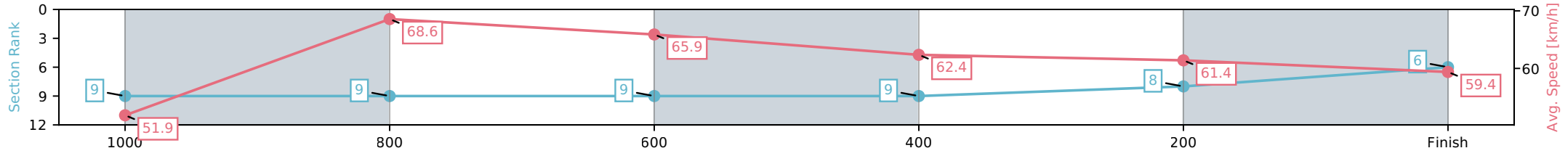
Race 7: VINCE INSURANCE Class 1 Plate - 1200m

16 April 2026 - 4:37PM

Track Rating: Good 4, Weather: Fine, Rail Position: +6m Entire Circuit



Section	L1200	L1000	L800	L600	L400	L200
Section Times	1:10.73 (0:14.11)	0:56.62 [9] (0:10.50)	0:46.13 [9] (0:10.93)	0:35.20 [9] (0:11.48)	0:23.72 [8] (0:11.66)	0:12.06 [6] (0:12.06)
Average Speed [km/h]	51.9	68.6	65.9	62.4	61.4	59.4
Top Speed [km/h]	69.4	69.9	67.8	64.9	63.2	60.8
Avg. Dist. to Rail [m]	2.0	0.3	0.7	1.5	1.2	1.5
Avg. Stride Freq. [Hz]	2.4	2.5	2.4	2.3	2.4	2.3
Avg. Stride Length [m]	6.5	7.8	7.7	7.7	7.3	7.4



[] Ranking at each section and finish
 -:-:- No data available at this section
 NA No data available

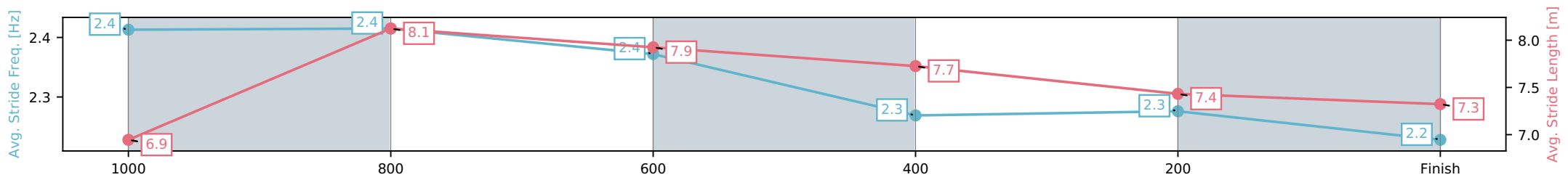
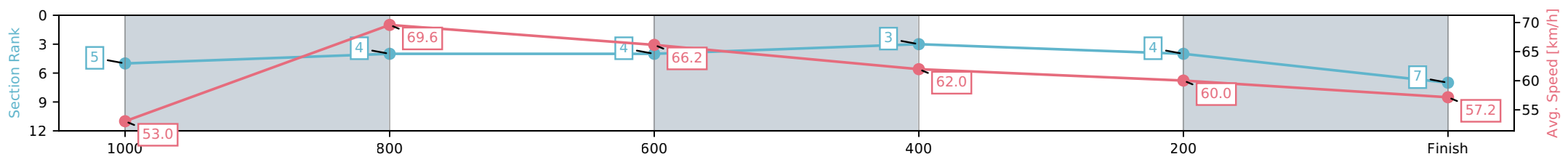
Horse/Jockey Name	Carnegie Hill/Jace McMurray
Finish Rank	7
Fastest Section Time (Section)	0:10.31 (1000-800)
Top Speed [km/h] (Section)	70.5 (1200 - 1000)
Race State	Finished



Ipswich QLD --Professional-2026-04-16
 Race 7: VINCE INSURANCE Class 1 Plate - 1200m
 16 April 2026 - 4:37PM
 Track Rating: Good 4, Weather: Fine, Rail Position: +6m Entire Circuit



Section	L1200	L1000	L800	L600	L400	L200
Section Times	1:10.97 (0:13.75)	0:57.22 [4] (0:10.31)	0:46.90 [4] (0:10.81)	0:36.09 [3] (0:11.53)	0:24.56 [4] (0:11.94)	0:12.62 [7] (0:12.62)
Average Speed [km/h]	53.0	69.6	66.2	62.0	60.0	57.2
Top Speed [km/h]	70.5	70.2	68.6	63.9	61.5	59.7
Avg. Dist. to Rail [m]	2.9	1.0	1.4	2.1	0.9	0.6
Avg. Stride Freq. [Hz]	2.4	2.4	2.4	2.3	2.3	2.2
Avg. Stride Length [m]	6.9	8.1	7.9	7.7	7.4	7.3



[] Ranking at each section and finish
 -.-.- No data available at this section
 NA No data available

Horse/Jockey Name	Lift'n'mehigher/Gary Geran
Finish Rank	8
Fastest Section Time (Section)	0:10.55 (1000-800)
Top Speed [km/h] (Section)	68.8 (1000-800)
Race State	Finished



Ipswich QLD --Professional-2026-04-16

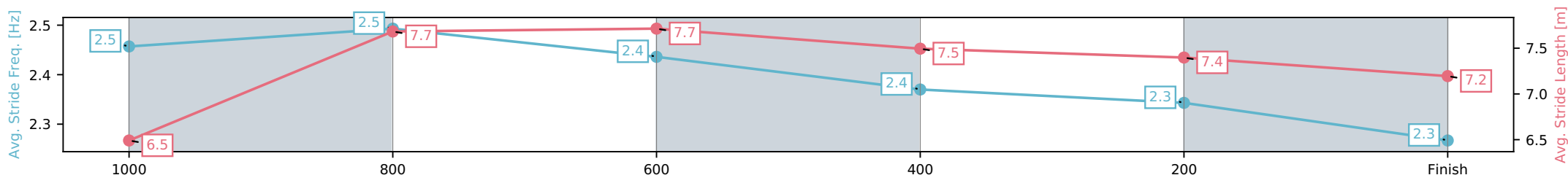
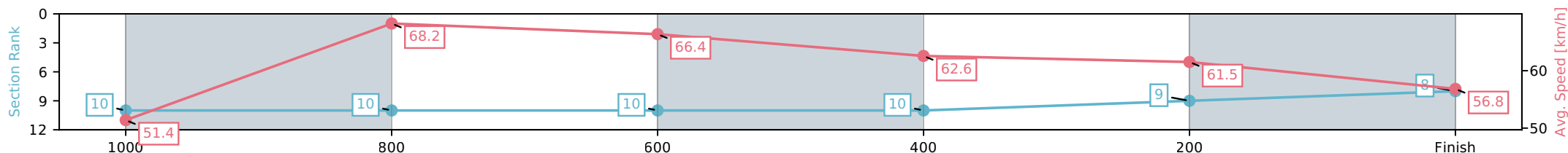
Race 7: VINCE INSURANCE Class 1 Plate - 1200m

16 April 2026 - 4:37PM

Track Rating: Good 4, Weather: Fine, Rail Position: +6m Entire Circuit



Section	L1200	L1000	L800	L600	L400	L200
Section Times	1:11.56 (0:14.20)	0:57.36 [10] (0:10.55)	0:46.81 [10] (0:10.82)	0:36.00 [10] (0:11.52)	0:24.47 [9] (0:11.73)	0:12.74 [8] (0:12.74)
Average Speed [km/h]	51.4	68.2	66.4	62.6	61.5	56.8
Top Speed [km/h]	68.0	68.8	67.5	64.5	62.5	60.9
Avg. Dist. to Rail [m]	6.9	1.5	0.5	0.6	2.0	3.4
Avg. Stride Freq. [Hz]	2.5	2.5	2.4	2.4	2.3	2.3
Avg. Stride Length [m]	6.5	7.7	7.7	7.5	7.4	7.2



- [] Ranking at each section and finish
- :-:- No data available at this section
- NA No data available

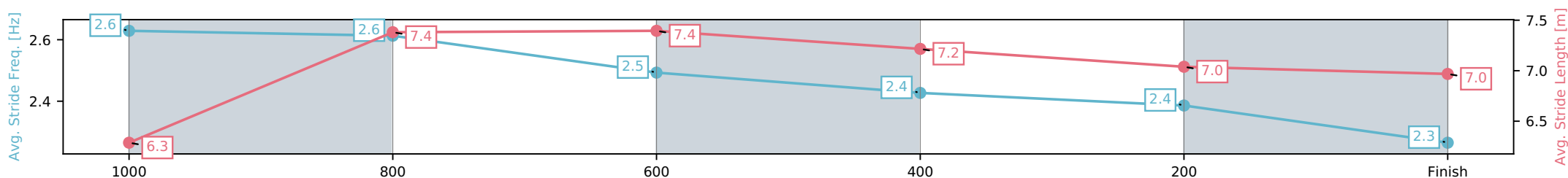
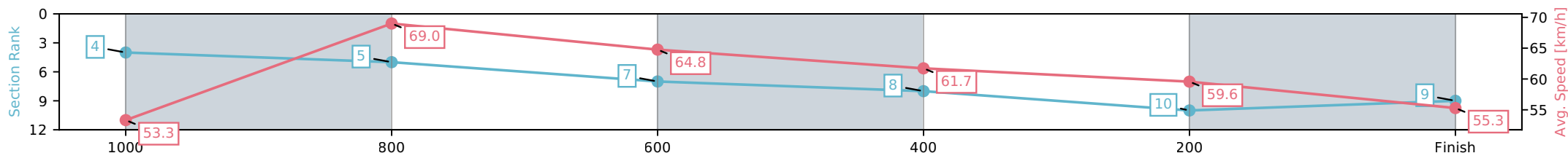
Horse/Jockey Name	Toute Sweet/Stacey Callow
Finish Rank	9
Fastest Section Time (Section)	0:10.42 (1000-800)
Top Speed [km/h] (Section)	69.9 (1000-800)
Race State	Finished



Ipswich QLD --Professional-2026-04-16
 Race 7: VINCE INSURANCE Class 1 Plate - 1200m
 16 April 2026 - 4:37PM
 Track Rating: Good 4, Weather: Fine, Rail Position: +6m Entire Circuit



Section	L1200	L1000	L800	L600	L400	L200
Section Times	1:11.99 (0:13.71)	0:58.28 [5] (0:10.42)	0:47.86 [7] (0:11.13)	0:36.73 [8] (0:11.69)	0:25.04 [10] (0:12.09)	0:12.95 [9] (0:12.95)
Average Speed [km/h]	53.3	69.0	64.8	61.7	59.6	55.3
Top Speed [km/h]	67.5	69.9	69.0	64.0	61.3	58.8
Avg. Dist. to Rail [m]	4.9	0.6	0.3	0.5	1.1	1.8
Avg. Stride Freq. [Hz]	2.6	2.6	2.5	2.4	2.4	2.3
Avg. Stride Length [m]	6.3	7.4	7.4	7.2	7.0	7.0



- [] Ranking at each section and finish
- :-:- No data available at this section
- NA No data available

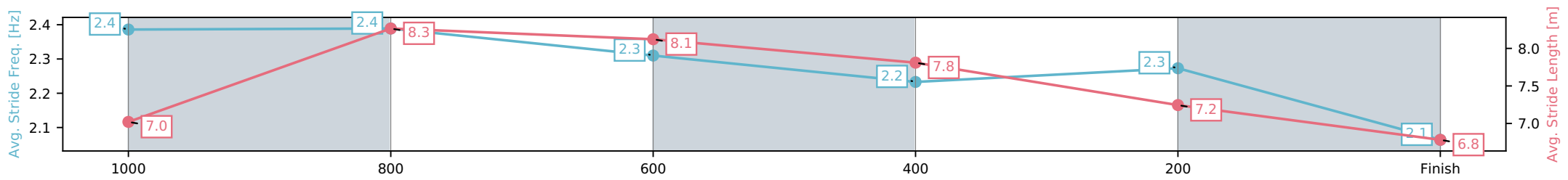
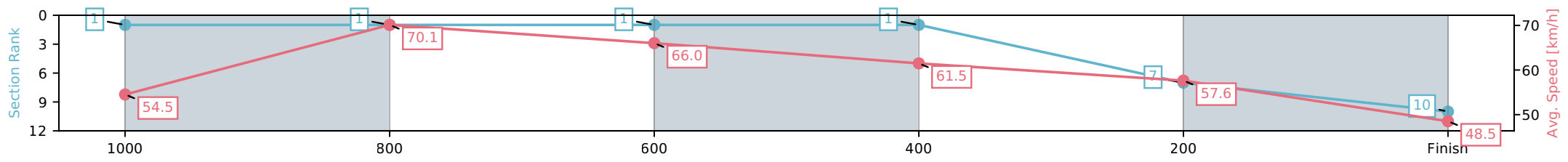
Horse/Jockey Name	Ivantheinvincible/Andrew Mallyon
Finish Rank	10
Fastest Section Time (Section)	0:10.25 (1000-800)
Top Speed [km/h] (Section)	71.2 (1000-800)
Race State	Finished



Ipswich QLD --Professional-2026-04-16
 Race 7: VINCE INSURANCE Class 1 Plate - 1200m
 16 April 2026 - 4:37PM
 Track Rating: Good 4, Weather: Fine, Rail Position: +6m Entire Circuit



Section	L1200	L1000	L800	L600	L400	L200
Section Times	1:13.41 (0:13.39)	1:00.02 [1] (0:10.25)	0:49.77 [1] (0:10.86)	0:38.91 [1] (0:11.65)	0:27.26 [7] (0:12.48)	0:14.77 [10] (0:14.77)
Average Speed [km/h]	54.5	70.1	66.0	61.5	57.6	48.5
Top Speed [km/h]	70.0	71.2	67.9	63.3	61.0	55.0
Avg. Dist. to Rail [m]	1.9	0.7	0.8	1.1	0.3	0.4
Avg. Stride Freq. [Hz]	2.4	2.4	2.3	2.2	2.3	2.1
Avg. Stride Length [m]	7.0	8.3	8.1	7.8	7.2	6.8



Report Created: Thu 16 April 2026 (Note: Timing is based on positional data)

[] Ranking at each section and finish
 -:-:- No data available at this section
 NA No data available

