



Mackay QLD

Race 1: SKY RACING BENCHMARK 60 Handicap - 2000m

17 April 2026 - 12:52PM



MACKAY TURF CLUB
Ooralea Racecourse

Track Rating: Good 4, Weather: Fine, Rail Position: True Entire Circuit

Field Times (Race Tempo) 2:03.86 (0:14.11) 1:49.75 (0:11.83) 1:37.92 (0:12.68) 1:25.25 (0:12.26) 1:12.99 (0:11.10) 1:01.89 (0:12.97) 0:48.92 (0:12.14) 0:36.77 (0:11.77)

Rank	TAB#	Horse	Overall Time	First 400m	Top Speed km/h (Section)	L2000	L1800	L1600	L1400	L1200	L1000	L800	L600
	(BAR#)	Jockey	Margin (DT-W)	Last 600m	Fastest Section (Time)	Start - 1800	1800 - 1600	1600 - 1400	1400 - 1200	1200 - 1000	1000 - 800	800 - 600	600 - 400
1	3	Cash Artist	2:03.86	0:26.17	62.3 (600-400)	2:03.86	1:49.46 [3]	1:37.68 [3]	1:25.14 [3]	1:12.77 [2]	1:00.85 [2]	0:48.92 [1]	0:36.77 [1]
	(5)	Natalea Summers		0:36.77	1800-1600 (0:11.77)	(0:14.40)	(0:11.77)	(0:12.54)	(0:12.36)	(0:11.93)	(0:11.93)	(0:12.14)	(0:11.77)
2	8	Jetpack Verdi	2:04.34	0:26.67	62.2 (600-400)	2:04.34	1:49.61 [6]	1:37.68 [6]	1:25.01 [6]	1:12.22 [6]	0:59.75 [6]	0:47.65 [4]	0:35.83 [3]
	(7)	Tahlia Fenlon	2.8L (+4)	0:35.83	600-400 (0:11.77)	(0:14.73)	(0:11.94)	(0:12.67)	(0:12.79)	(0:12.46)	(0:12.10)	(0:11.83)	(0:11.77)
3	7	Sideshow Frankie	2:05.35	0:25.93	61.8 (1800-1600)	2:05.35	1:51.24 [1]	1:39.42 [1]	1:26.74 [1]	1:13.85 [3]	1:01.42 [3]	0:49.12 [2]	0:37.16 [2]
	(4)	Adam Sewell	8.8L (-5)	0:37.16	1800-1600 (0:11.83)	(0:14.10)	(0:11.83)	(0:12.68)	(0:12.88)	(0:12.43)	(0:12.30)	(0:11.95)	(0:11.84)
4	2	Sir Rocket	2:05.59	0:26.08	61.6 (2000 - 1800)	2:05.59	1:51.39 [2]	1:39.52 [2]	1:26.88 [2]	1:13.97 [4]	1:01.46 [4]	0:49.10 [3]	0:37.06 [4]
	(8)	Amie Meissner	10.2L (-1)	0:37.06	1800-1600 (0:11.88)	(0:14.20)	(0:11.88)	(0:12.64)	(0:12.91)	(0:12.51)	(0:12.37)	(0:12.03)	(0:11.89)
5	1	Misterkiphoge	2:05.98	0:26.25	61.2 (1800-1600)	2:05.98	1:51.56 [4]	1:39.72 [4]	1:27.10 [4]	1:14.16 [5]	1:01.60 [5]	0:49.26 [5]	0:37.04 [5]
	(2)	Samantha Pointon	12.5L (-4)	0:37.04	1800-1600 (0:11.83)	(0:14.42)	(0:11.83)	(0:12.63)	(0:12.94)	(0:12.56)	(0:12.35)	(0:12.22)	(0:12.04)
6	9	Shadow Project	2:06.00	0:26.88	61.7 (800-600)	2:06.00	1:51.14 [7]	1:39.12 [7]	1:26.42 [7]	1:13.55 [7]	1:01.07 [7]	0:48.83 [6]	0:36.84 [6]
	(1)	Chris McIver	12.6L (+0)	0:36.84	800-600 (0:11.98)	(0:14.86)	(0:12.02)	(0:12.71)	(0:12.87)	(0:12.48)	(0:12.24)	(0:11.98)	(0:12.16)

Scratched: Kings Castle (#4), Boom Crusher (#6)
Did Not Finish: Kayleen's Profit (#5)

[] Position in running at each section and finish TAB# Saddle cloth number

-:--:-- No data available at this section

NA No data available

DNT Did not track

BAR# Barrier/Gate Position

DNF Did not finish

DT-W Distance travelled compared to winner in metres

[] Fastest split

[█] Fastest section



Mackay QLD
 Race 1: SKY RACING BENCHMARK 60 Handicap - 2000m
 17 April 2026 - 12:52PM



Track Rating: Good 4, Weather: Fine, Rail Position: True Entire Circuit

Field Times 0:25.00 0:13.07
 (Race Tempo) (0:11.93) (0:13.07)

Rank	TAB#	Horse	Overall Time	First 400m	Top Speed km/h (Section)	L400	L200						
	(BAR#)	Jockey	Margin (DT-W)	Last 600m	Fastest Section (Time)	400 - 200	200 - Finish						
1	3	Cash Artist	2:03.86	0:26.17	62.3 (600-400)	0:25.00 [1]	0:13.07 [1]						
	(5)	Natalea Summers		0:36.77	1800-1600 (0:11.77)	(0:11.93)	(0:13.07)						
2	8	Jetpack Verdi	2:04.34	0:26.67	62.2 (600-400)	0:24.06 [3]	0:12.19 [2]						
	(7)	Tahlia Fenlon	2.8L (+4)	0:35.83	600-400 (0:11.77)	(0:11.87)	(0:12.19)						
3	7	Sideshow Frankie	2:05.35	0:25.93	61.8 (1800-1600)	0:25.32 [2]	0:13.11 [3]						
	(4)	Adam Sewell	8.8L (-5)	0:37.16	1800-1600 (0:11.83)	(0:12.21)	(0:13.11)						
4	2	Sir Rocket	2:05.59	0:26.08	61.6 (2000 - 1800)	0:25.17 [4]	0:13.02 [4]						
	(8)	Amie Meissner	10.2L (-1)	0:37.06	1800-1600 (0:11.88)	(0:12.15)	(0:13.02)						
5	1	Misterkipchoge	2:05.98	0:26.25	61.2 (1800-1600)	0:25.00 [5]	0:12.73 [5]						
	(2)	Samantha Pointon	12.5L (-4)	0:37.04	1800-1600 (0:11.83)	(0:12.27)	(0:12.73)						
6	9	Shadow Project	2:06.00	0:26.88	61.7 (800-600)	0:24.68 [6]	0:12.52 [6]						
	(1)	Chris McIver	12.6L (+0)	0:36.84	800-600 (0:11.98)	(0:12.16)	(0:12.52)						

Scratched: Kings Castle (#4), Boom Crusher (#6)
 Did Not Finish: Kayleen's Profit (#5)

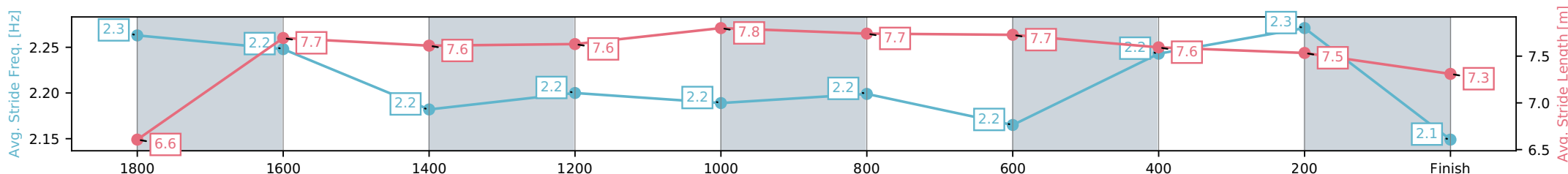
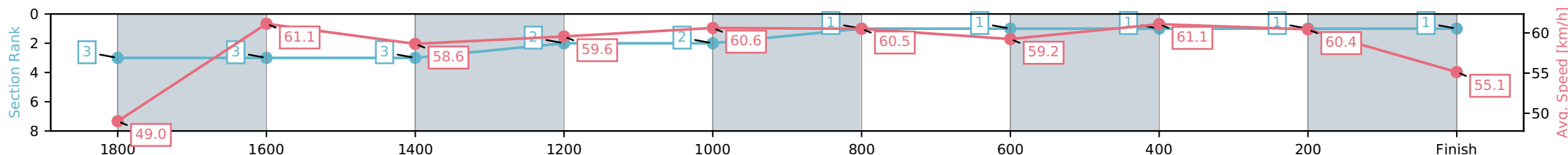
Horse/Jockey Name	Cash Artist/Natalea Summers
Finish Rank	1
Fastest Section Time (Section)	0:11.77 (1800-1600)
Top Speed [km/h] (Section)	62.3 (600-400)
Race State	Finished



Mackay QLD --Professional-2026-04-17
 Race 1: SKY RACING BENCHMARK 60 Handicap - 2000m
 17 April 2026 - 12:52PM
 Track Rating: Good 4, Weather: Fine, Rail Position: True Entire Circuit



Section	L2000	L1800	L1600	L1400	L1200	L1000	L800	L600	L400	L200
Section Times	2:03.86 (0:14.40)	1:49.46 [3] (0:11.77)	1:37.68 [3] (0:12.54)	1:25.14 [2] (0:12.36)	1:12.77 [2] (0:11.93)	1:00.85 [1] (0:11.93)	0:48.92 [1] (0:12.14)	0:36.77 [1] (0:11.77)	0:25.00 [1] (0:11.93)	0:13.07 [1] (0:13.07)
Average Speed [km/h]	49.0	61.1	58.6	59.6	60.6	60.5	59.2	61.1	60.4	55.1
Top Speed [km/h]	61.7	62.1	59.6	60.8	61.5	61.2	60.0	62.3	61.8	58.0
Avg. Dist. to Rail [m]	4.7	2.7	3.3	3.4	1.5	0.8	0.6	0.5	1.4	1.1
Avg. Stride Freq. [Hz]	2.3	2.2	2.2	2.2	2.2	2.2	2.2	2.2	2.3	2.1
Avg. Stride Length [m]	6.6	7.7	7.6	7.6	7.8	7.7	7.7	7.6	7.5	7.3



[] Ranking at each section and finish
 -:-:- No data available at this section
 NA No data available

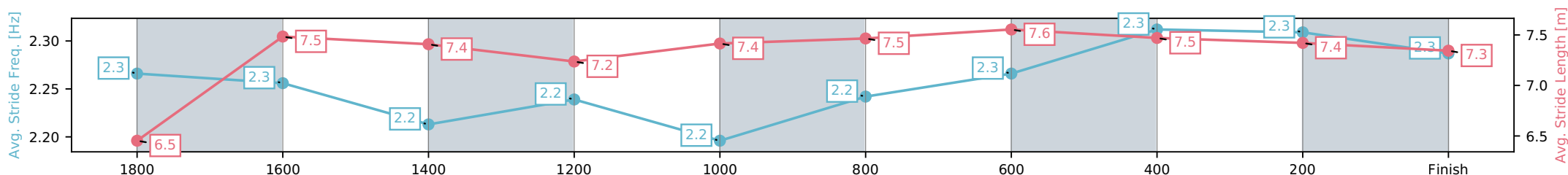
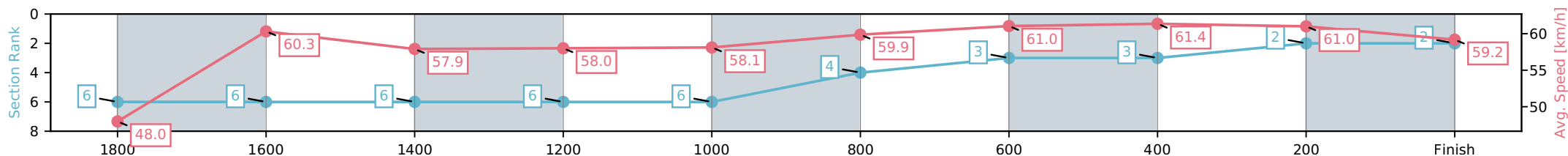
Horse/Jockey Name	Jetpack Verdi/Tahlia Fenlon
Finish Rank	2
Fastest Section Time (Section)	0:11.77 (600-400)
Top Speed [km/h] (Section)	62.2 (600-400)
Race State	Finished



Mackay QLD --Professional-2026-04-17
 Race 1: SKY RACING BENCHMARK 60 Handicap - 2000m
 17 April 2026 - 12:52PM
 Track Rating: Good 4, Weather: Fine, Rail Position: True Entire Circuit



Section	L2000	L1800	L1600	L1400	L1200	L1000	L800	L600	L400	L200
Section Times	2:04.34 (0:14.73)	1:49.61 [6] (0:11.94)	1:37.68 [6] (0:12.67)	1:25.01 [6] (0:12.79)	1:12.22 [6] (0:12.46)	0:59.75 [4] (0:12.10)	0:47.65 [3] (0:11.83)	0:35.83 [3] (0:11.77)	0:24.06 [2] (0:11.87)	0:12.19 [2] (0:12.19)
Average Speed [km/h]	48.0	60.3	57.9	58.0	58.1	59.9	61.0	61.4	61.0	59.2
Top Speed [km/h]	58.8	61.2	59.3	59.2	58.8	60.6	61.7	62.2	61.7	60.8
Avg. Dist. to Rail [m]	6.4	2.7	2.7	4.4	2.7	2.3	1.5	0.4	3.5	4.2
Avg. Stride Freq. [Hz]	2.3	2.3	2.2	2.2	2.2	2.2	2.3	2.3	2.3	2.3
Avg. Stride Length [m]	6.5	7.5	7.4	7.2	7.4	7.5	7.6	7.5	7.4	7.3



[] Ranking at each section and finish
 -.-.- No data available at this section
 NA No data available

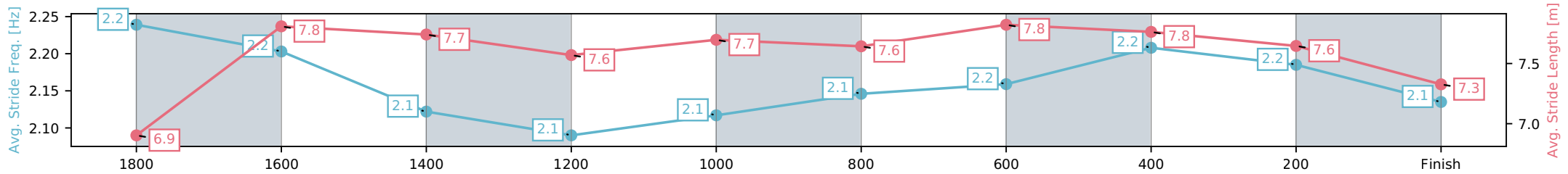
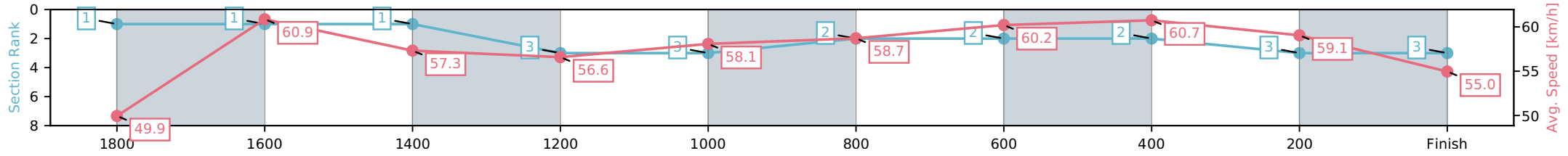
Horse/Jockey Name	Sideshow Frankie/Adam Sewell
Finish Rank	3
Fastest Section Time (Section)	0:11.83 (1800-1600)
Top Speed [km/h] (Section)	61.8 (1800-1600)
Race State	Finished



Mackay QLD --Professional-2026-04-17
 Race 1: SKY RACING BENCHMARK 60 Handicap - 2000m
 17 April 2026 - 12:52PM
 Track Rating: Good 4, Weather: Fine, Rail Position: True Entire Circuit



Section	L2000	L1800	L1600	L1400	L1200	L1000	L800	L600	L400	L200
Section Times	2:05.35 (0:14.10)	1:51.24 [1] (0:11.83)	1:39.42 [1] (0:12.68)	1:26.74 [3] (0:12.88)	1:13.85 [3] (0:12.43)	1:01.42 [2] (0:12.30)	0:49.12 [2] (0:11.95)	0:37.16 [2] (0:11.84)	0:25.32 [3] (0:12.21)	0:13.11 [3] (0:13.11)
Average Speed [km/h]	49.9	60.9	57.3	56.6	58.1	58.7	60.2	60.7	59.1	55.0
Top Speed [km/h]	61.5	61.8	59.2	57.8	58.2	59.8	60.9	61.3	60.1	57.2
Avg. Dist. to Rail [m]	4.6	1.2	1.5	2.0	1.4	0.9	0.6	0.2	1.3	1.8
Avg. Stride Freq. [Hz]	2.2	2.2	2.1	2.1	2.1	2.1	2.2	2.2	2.2	2.1
Avg. Stride Length [m]	6.9	7.8	7.7	7.6	7.7	7.6	7.8	7.8	7.6	7.3



[] Ranking at each section and finish
 -:-:- No data available at this section
 NA No data available

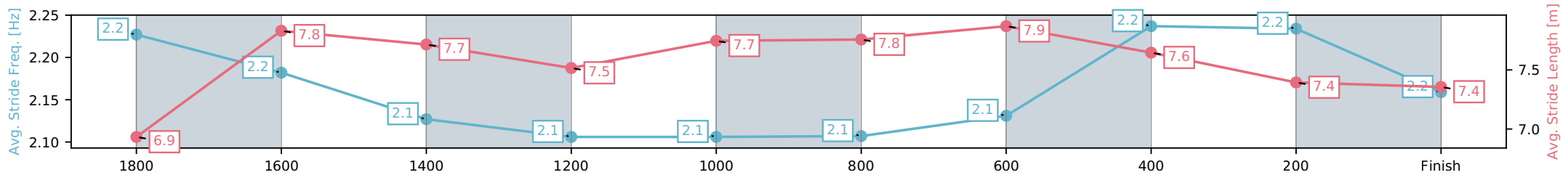
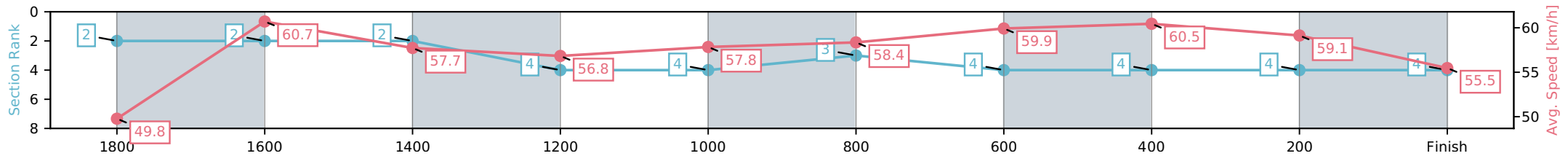
Horse/Jockey Name	Sir Rocket/Amie Meissner
Finish Rank	4
Fastest Section Time (Section)	0:11.88 (1800-1600)
Top Speed [km/h] (Section)	61.6 (2000 - 1800)
Race State	Finished



Mackay QLD --Professional-2026-04-17
 Race 1: SKY RACING BENCHMARK 60 Handicap - 2000m
 17 April 2026 - 12:52PM
 Track Rating: Good 4, Weather: Fine, Rail Position: True Entire Circuit



Section	L2000	L1800	L1600	L1400	L1200	L1000	L800	L600	L400	L200
Section Times	2:05.59 (0:14.20)	1:51.39 [2] (0:11.88)	1:39.52 [2] (0:12.64)	1:26.88 [4] (0:12.91)	1:13.97 [4] (0:12.51)	1:01.46 [3] (0:12.37)	0:49.10 [4] (0:12.03)	0:37.06 [4] (0:11.89)	0:25.17 [4] (0:12.15)	0:13.02 [4] (0:13.02)
Average Speed [km/h]	49.8	60.7	57.7	56.8	57.8	58.4	59.9	60.5	59.1	55.5
Top Speed [km/h]	61.6	61.5	59.9	57.5	58.3	58.9	61.1	61.6	61.2	60.4
Avg. Dist. to Rail [m]	5.7	1.5	2.3	2.9	2.1	1.4	0.7	0.6	0.9	2.4
Avg. Stride Freq. [Hz]	2.2	2.2	2.1	2.1	2.1	2.1	2.1	2.2	2.2	2.2
Avg. Stride Length [m]	6.9	7.8	7.7	7.5	7.7	7.8	7.9	7.6	7.4	7.4



[] Ranking at each section and finish
 -:-:- No data available at this section
 NA No data available

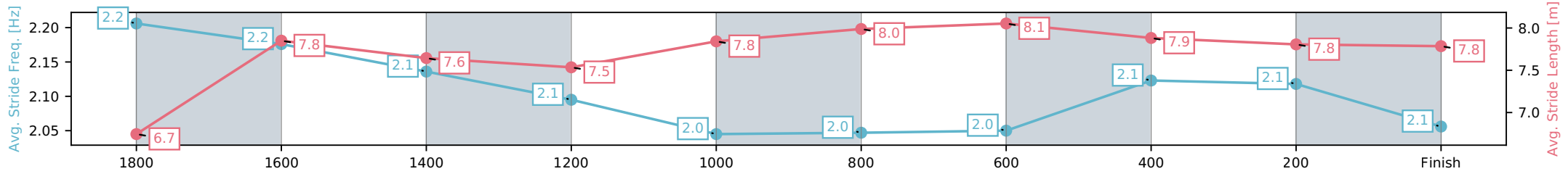
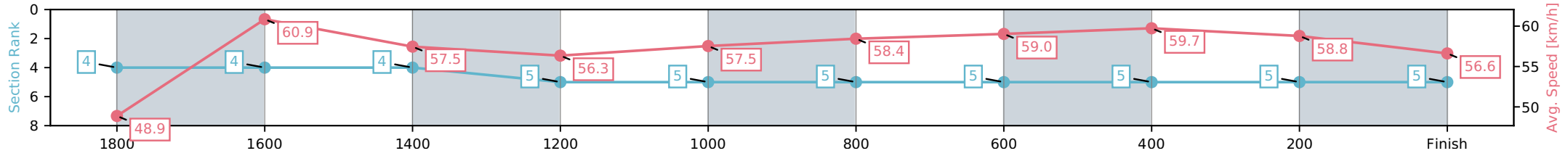
Horse/Jockey Name	Misterkipchoge/Samantha Pointon
Finish Rank	5
Fastest Section Time (Section)	0:11.83 (1800-1600)
Top Speed [km/h] (Section)	61.2 (1800-1600)
Race State	Finished



Mackay QLD --Professional-2026-04-17
 Race 1: SKY RACING BENCHMARK 60 Handicap - 2000m
 17 April 2026 - 12:52PM
 Track Rating: Good 4, Weather: Fine, Rail Position: True Entire Circuit



Section	L2000	L1800	L1600	L1400	L1200	L1000	L800	L600	L400	L200
Section Times	2:05.98 (0:14.42)	1:51.56 [4] (0:11.83)	1:39.72 [4] (0:12.63)	1:27.10 [5] (0:12.94)	1:14.16 [5] (0:12.56)	1:01.60 [5] (0:12.35)	0:49.26 [5] (0:12.22)	0:37.04 [5] (0:12.04)	0:25.00 [5] (0:12.27)	0:12.73 [5] (0:12.73)
Average Speed [km/h]	48.9	60.9	57.5	56.3	57.5	58.4	59.0	59.7	58.8	56.6
Top Speed [km/h]	60.5	61.2	59.9	57.4	58.2	59.4	59.9	60.0	59.1	58.5
Avg. Dist. to Rail [m]	1.9	1.1	1.3	1.9	1.6	1.3	0.6	0.4	2.5	5.1
Avg. Stride Freq. [Hz]	2.2	2.2	2.1	2.1	2.0	2.0	2.0	2.1	2.1	2.1
Avg. Stride Length [m]	6.7	7.8	7.6	7.5	7.8	8.0	8.1	7.9	7.8	7.8



[] Ranking at each section and finish
 -:-:- No data available at this section
 NA No data available

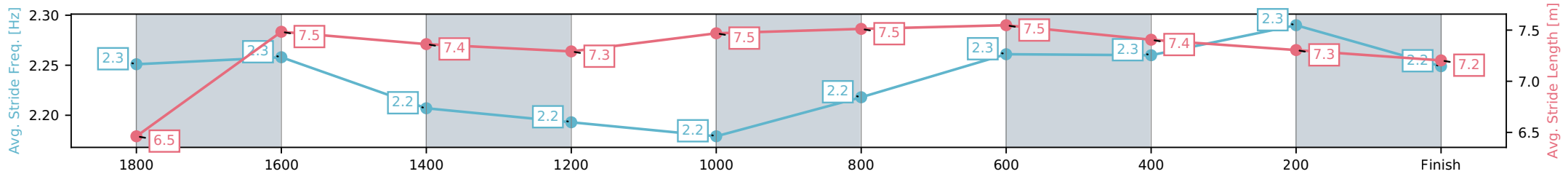
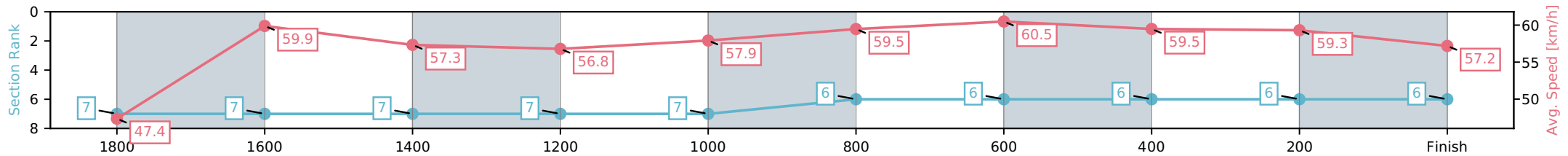
Horse/Jockey Name	Shadow Project/Chris McIver
Finish Rank	6
Fastest Section Time (Section)	0:11.98 (800-600)
Top Speed [km/h] (Section)	61.7 (800-600)
Race State	Finished



Mackay QLD --Professional-2026-04-17
 Race 1: SKY RACING BENCHMARK 60 Handicap - 2000m
 17 April 2026 - 12:52PM
 Track Rating: Good 4, Weather: Fine, Rail Position: True Entire Circuit



Section	L2000	L1800	L1600	L1400	L1200	L1000	L800	L600	L400	L200
Section Times	2:06.00 (0:14.86)	1:51.14 [7] (0:12.02)	1:39.12 [7] (0:12.71)	1:26.42 [7] (0:12.87)	1:13.55 [7] (0:12.48)	1:01.07 [6] (0:12.24)	0:48.83 [6] (0:11.98)	0:36.84 [6] (0:12.16)	0:24.68 [6] (0:12.16)	0:12.52 [6] (0:12.52)
Average Speed [km/h]	47.4	59.9	57.3	56.8	57.9	59.5	60.5	59.5	59.3	57.2
Top Speed [km/h]	59.2	60.8	58.8	58.4	59.0	60.3	61.7	59.8	60.5	58.2
Avg. Dist. to Rail [m]	1.3	2.0	1.9	2.3	2.7	3.0	2.8	0.6	4.0	9.1
Avg. Stride Freq. [Hz]	2.3	2.3	2.2	2.2	2.2	2.2	2.3	2.3	2.3	2.2
Avg. Stride Length [m]	6.5	7.5	7.4	7.3	7.5	7.5	7.5	7.4	7.3	7.2



[] Ranking at each section and finish
 -:-:- No data available at this section
 NA No data available



Mackay QLD

Race 2: LADROKES HOSTED POTS Maiden Handicap (QTIS bonuses for 3YO's only) - 1100m

17 April 2026 - 1:27PM

Track Rating: Good 4, Weather: Fine, Rail Position: True Entire Circuit



MACKAY TURF CLUB

Ooralea Racecourse

Field Times (Race Tempo) 1:04.29 0:56.38 0:45.78 0:35.10 0:23.96 0:12.15
 (0:07.92) (0:10.59) (0:10.68) (0:11.14) (0:11.81) (0:12.15)

Rank	TAB#	Horse	Overall Time	First 400m	Top Speed km/h (Section)	L1100	L1000	L800	L600	L400	L200		
	(BAR#)	Jockey	Margin (DT-W)	Last 600m	Fastest Section (Time)	Start - 1000	1000 - 800	800 - 600	600 - 400	400 - 200	200 - Finish		
1	1	Exodas	1:04.29	0:24.10	68.2 (1000-800)	1:04.29	0:56.38 [1]	0:45.55 [2]	0:34.82 [3]	0:23.78 [2]	0:12.15 [1]		
	(1)	Aidan Holt		0:34.83	800-600 (0:10.72)	(0:07.92)	(0:10.83)	(0:10.72)	(0:11.05)	(0:11.63)	(0:12.15)		
2	6	Arancia	1:04.60	0:24.14	69.0 (1000-800)	1:04.60	0:56.50 [4]	0:45.82 [3]	0:35.02 [4]	0:23.73 [4]	0:12.12 [4]		
	(3)	Wanderson D'Avila	1.8L (-2)	0:35.02	1000-800 (0:10.68)	(0:08.10)	(0:10.68)	(0:10.80)	(0:11.29)	(0:11.61)	(0:12.12)		
3	8	Frosty's Gotcha	1:05.04	0:24.05	69.4 (1000-800)	1:05.04	0:56.88 [5]	0:46.24 [4]	0:35.64 [2]	0:24.47 [3]	0:12.76 [2]		
	(4)	Amie Meissner	4.4L (+0)	0:35.65	800-600 (0:10.60)	(0:08.16)	(0:10.64)	(0:10.60)	(0:11.18)	(0:11.71)	(0:12.76)		
4	2	Watchfulwilderness	1:05.33	0:24.30	68.3 (800-600)	1:05.33	0:57.32 [3]	0:46.37 [5]	0:35.58 [5]	0:24.17 [5]	0:12.45 [5]		
	(5)	McKenzie Apel	6.1L (+1)	0:35.58	800-600 (0:10.79)	(0:08.01)	(0:10.95)	(0:10.79)	(0:11.41)	(0:11.72)	(0:12.45)		
5	7	Lively Spirit	1:06.30	0:23.83	71.3 (1000-800)	1:06.30	0:58.37 [2]	0:47.79 [1]	0:37.11 [1]	0:25.97 [1]	0:13.83 [3]		
	(2)	Ryan Wiggins	11.8L (+3)	0:37.12	1000-800 (0:10.58)	(0:07.93)	(0:10.58)	(0:10.68)	(0:11.14)	(0:12.15)	(0:13.83)		

Scratched: Capricornus (#3), Cryoseisms (#4), Moonya Lad (#5)

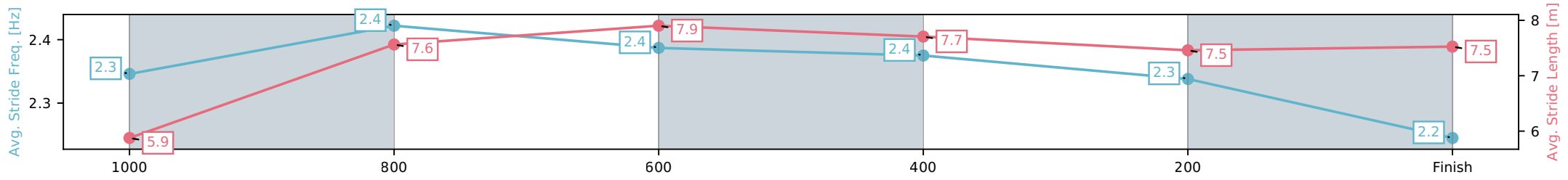
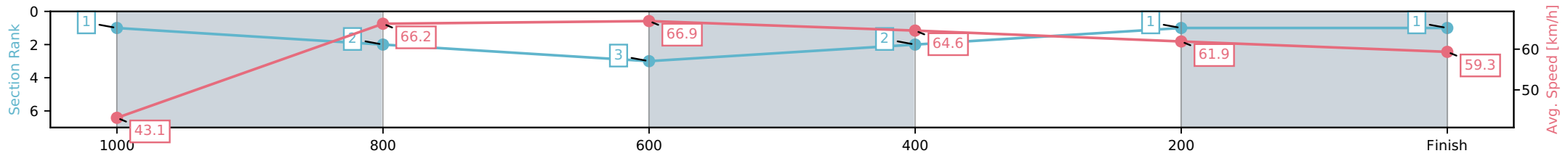
Horse/Jockey Name	Exodas/Aidan Holt
Finish Rank	1
Fastest Section Time (Section)	0:10.72 (800-600)
Top Speed [km/h] (Section)	68.2 (1000-800)
Race State	Finished



Mackay QLD --Professional-2026-04-17
 Race 2: LADROKES HOSTED POTS Maiden Handicap (QTIS bonuses for 3YO's only) - 1100m
 17 April 2026 - 1:27PM
 Track Rating: Good 4, Weather: Fine, Rail Position: True Entire Circuit



Section	L1100	L1000	L800	L600	L400	L200
Section Times	1:04.29 (0:07.92)	0:56.38 [2] (0:10.83)	0:45.55 [3] (0:10.72)	0:34.82 [2] (0:11.05)	0:23.78 [1] (0:11.63)	0:12.15 [1] (0:12.15)
Average Speed [km/h]	43.1	66.2	66.9	64.6	61.9	59.3
Top Speed [km/h]	60.1	68.2	67.3	66.0	62.4	61.9
Avg. Dist. to Rail [m]	0.9	0.8	0.8	1.2	1.7	0.9
Avg. Stride Freq. [Hz]	2.3	2.4	2.4	2.4	2.3	2.2
Avg. Stride Length [m]	5.9	7.6	7.9	7.7	7.5	7.5



[] Ranking at each section and finish
 -.-.- No data available at this section
 NA No data available

Horse/Jockey Name	Arancia/Wanderson D'Avila
Finish Rank	2
Fastest Section Time (Section)	0:10.68 (1000-800)
Top Speed [km/h] (Section)	69.0 (1000-800)
Race State	Finished



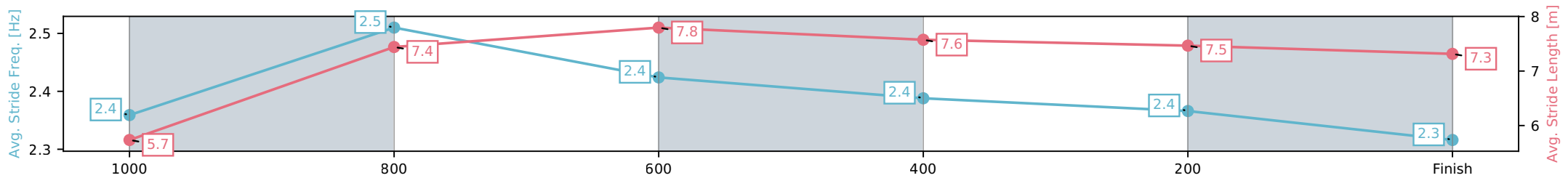
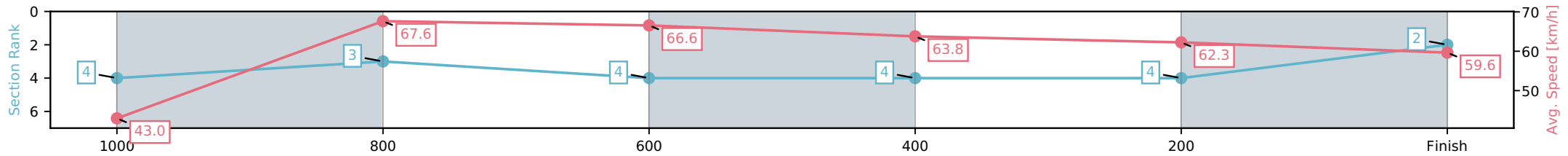
Mackay QLD --Professional-2026-04-17
 Race 2: LADROKES HOSTED POTS Maiden Handicap (QTIS bonuses for 3YO's only) - 1100m



17 April 2026 - 1:27PM

Track Rating: Good 4, Weather: Fine, Rail Position: True Entire Circuit

Section	L1100	L1000	L800	L600	L400	L200
Section Times	1:04.60 (0:08.10)	0:56.50 [3] (0:10.68)	0:45.82 [4] (0:10.80)	0:35.02 [4] (0:11.29)	0:23.73 [4] (0:11.61)	0:12.12 [2] (0:12.12)
Average Speed [km/h]	43.0	67.6	66.6	63.8	62.3	59.6
Top Speed [km/h]	61.3	69.0	68.9	64.8	63.9	62.3
Avg. Dist. to Rail [m]	4.3	1.4	0.5	1.1	2.9	3.1
Avg. Stride Freq. [Hz]	2.4	2.5	2.4	2.4	2.4	2.3
Avg. Stride Length [m]	5.7	7.4	7.8	7.6	7.5	7.3



- [] Ranking at each section and finish
- :-:- No data available at this section
- NA No data available

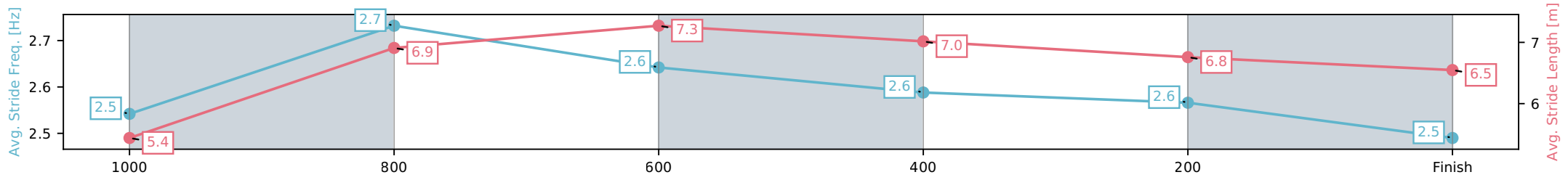
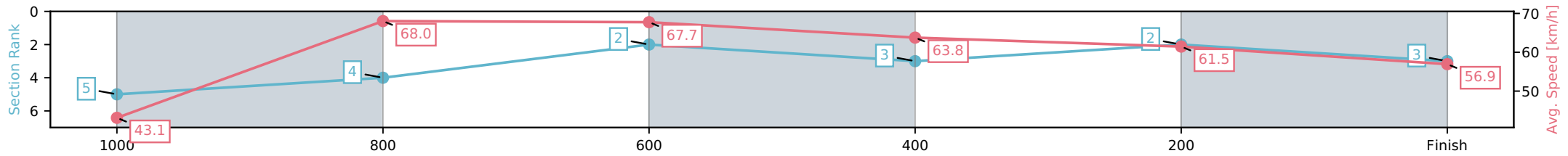
Horse/Jockey Name	Frosty's Gotcha/Amie Meissner
Finish Rank	3
Fastest Section Time (Section)	0:10.60 (800-600)
Top Speed [km/h] (Section)	69.4 (1000-800)
Race State	Finished



Mackay QLD --Professional-2026-04-17
 Race 2: LADROKES HOSTED POTS Maiden Handicap (QTIS bonuses for 3YO's only) - 1100m
 17 April 2026 - 1:27PM
 Track Rating: Good 4, Weather: Fine, Rail Position: True Entire Circuit



Section	L1100	L1000	L800	L600	L400	L200
Section Times	1:05.04 (0:08.16)	0:56.88 [4] (0:10.64)	0:46.24 [2] (0:10.60)	0:35.64 [3] (0:11.18)	0:24.47 [2] (0:11.71)	0:12.76 [3] (0:12.76)
Average Speed [km/h]	43.1	68.0	67.7	63.8	61.5	56.9
Top Speed [km/h]	62.9	69.4	69.2	66.9	63.1	59.6
Avg. Dist. to Rail [m]	5.0	1.9	0.5	1.4	2.2	2.8
Avg. Stride Freq. [Hz]	2.5	2.7	2.6	2.6	2.6	2.5
Avg. Stride Length [m]	5.4	6.9	7.3	7.0	6.8	6.5



[] Ranking at each section and finish
 -.-.- No data available at this section
 NA No data available

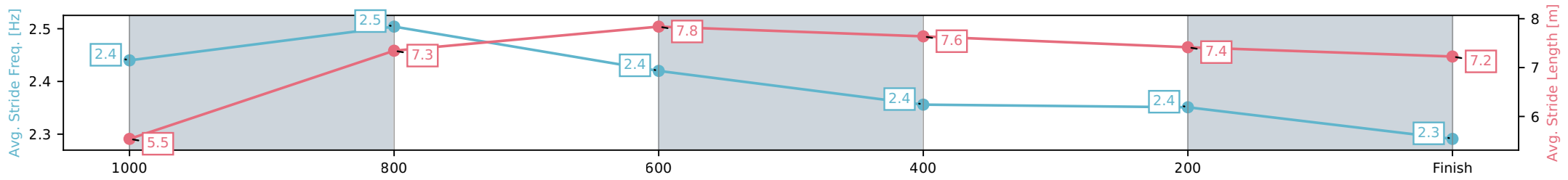
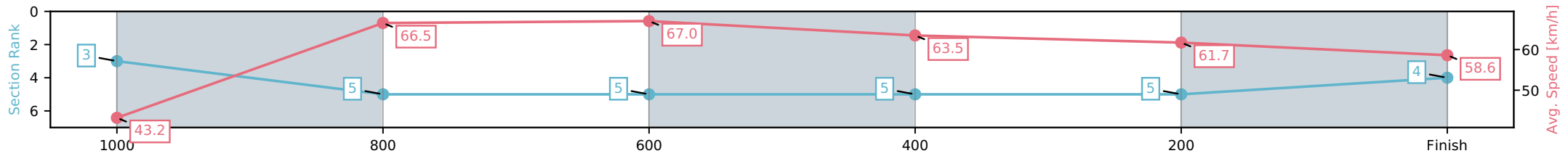
Horse/Jockey Name	Watchfulwilderness/McKenzie Apel
Finish Rank	4
Fastest Section Time (Section)	0:10.79 (800-600)
Top Speed [km/h] (Section)	68.3 (800-600)
Race State	Finished



Mackay QLD --Professional-2026-04-17
 Race 2: LADROKES HOSTED POTS Maiden Handicap (QTIS bonuses for 3YO's only) - 1100m
 17 April 2026 - 1:27PM
 Track Rating: Good 4, Weather: Fine, Rail Position: True Entire Circuit



Section	L1100	L1000	L800	L600	L400	L200
Section Times	1:05.33 (0:08.01)	0:57.32 [5] (0:10.95)	0:46.37 [5] (0:10.79)	0:35.58 [5] (0:11.41)	0:24.17 [5] (0:11.72)	0:12.45 [4] (0:12.45)
Average Speed [km/h]	43.2	66.5	67.0	63.5	61.7	58.6
Top Speed [km/h]	61.4	68.3	68.3	64.9	62.5	60.7
Avg. Dist. to Rail [m]	6.6	4.2	1.6	1.0	3.9	4.9
Avg. Stride Freq. [Hz]	2.4	2.5	2.4	2.4	2.4	2.3
Avg. Stride Length [m]	5.5	7.3	7.8	7.6	7.4	7.2



[] Ranking at each section and finish
 -:-:- No data available at this section
 NA No data available

Horse/Jockey Name	Lively Spirit/Ryan Wiggins
Finish Rank	5
Fastest Section Time (Section)	0:10.58 (1000-800)
Top Speed [km/h] (Section)	71.3 (1000-800)
Race State	Finished



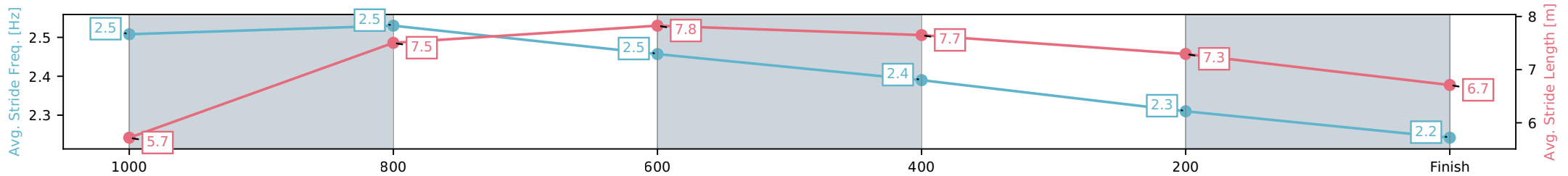
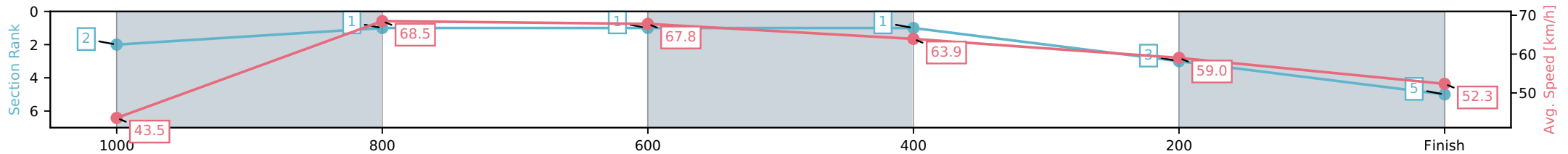
Mackay QLD --Professional-2026-04-17
 Race 2: LADROKES HOSTED POTS Maiden Handicap (QTIS
 bonuses for 3YO's only) - 1100m



17 April 2026 - 1:27PM

Track Rating: Good 4, Weather: Fine, Rail Position: True Entire Circuit

Section	L1100	L1000	L800	L600	L400	L200
Section Times	1:06.30 (0:07.93)	0:58.37 [1] (0:10.58)	0:47.79 [1] (0:10.68)	0:37.11 [1] (0:11.14)	0:25.97 [3] (0:12.15)	0:13.83 [5] (0:13.83)
Average Speed [km/h]	43.5	68.5	67.8	63.9	59.0	52.3
Top Speed [km/h]	63.5	71.3	70.1	66.8	61.5	56.1
Avg. Dist. to Rail [m]	3.7	2.2	2.2	1.6	1.3	1.2
Avg. Stride Freq. [Hz]	2.5	2.5	2.5	2.4	2.3	2.2
Avg. Stride Length [m]	5.7	7.5	7.8	7.7	7.3	6.7



- [] Ranking at each section and finish
- :-:- No data available at this section
- NA No data available



Mackay QLD

Race 3: LADBROKES MEGA MULTI QTIS Two-Year-Old Handicap - 1100m

17 April 2026 - 2:05PM

Track Rating: Good 4, Weather: Fine, Rail Position: True Entire Circuit



MACKAY TURF CLUB

Ooralea Racecourse

Field Times (Race Tempo) 1:04.83 (0:07.78) 0:57.05 (0:10.30) 0:46.76 (0:10.42) 0:36.33 (0:11.48) 0:24.85 (0:11.95) 0:12.90 (0:12.90)

Rank	TAB#	Horse	Overall Time	First 400m	Top Speed km/h (Section)	L1100	L1000	L800	L600	L400	L200		
	(BAR#)	Jockey	Margin (DT-W)	Last 600m	Fastest Section (Time)	Start - 1000	1000 - 800	800 - 600	600 - 400	400 - 200	200 - Finish		
1	7	Blessed Boom	1:04.83	0:24.09	68.6 (1000-800)	1:04.83	0:56.89 [4]	0:46.08 [3]	0:35.32 [3]	0:24.29 [3]	0:12.70 [2]		
	(7)	Tahlia Fenlon		0:35.32	800-600 (0:10.76)	(0:07.94)	(0:10.81)	(0:10.76)	(0:11.03)	(0:11.59)	(0:12.70)		
2	3	Diante	1:04.88	0:23.21	71.7 (1000-800)	1:04.88	0:57.10 [1]	0:46.81 [1]	0:36.38 [1]	0:24.90 [1]	0:12.95 [1]		
	(1)	McKenzie Apel	0.3L (-1)	0:36.38	1000-800 (0:10.30)	(0:07.78)	(0:10.30)	(0:10.42)	(0:11.48)	(0:11.95)	(0:12.95)		
3	4	Octopolis	1:05.33	0:24.45	69.7 (800-600)	1:05.33	0:57.04 [6]	0:46.20 [6]	0:35.44 [6]	0:24.21 [4]	0:12.51 [5]		
	(6)	Ryan Wiggins	3.0L (+1)	0:35.44	800-600 (0:10.76)	(0:08.29)	(0:10.84)	(0:10.76)	(0:11.23)	(0:11.70)	(0:12.51)		
4	5	Long Tall James	1:05.42	0:23.80	69.0 (1000-800)	1:05.42	0:57.53 [2]	0:46.88 [2]	0:36.15 [2]	0:24.90 [2]	0:13.07 [3]		
	(5)	Adam Sewell	3.5L (-2)	0:36.16	1000-800 (0:10.65)	(0:07.89)	(0:10.65)	(0:10.73)	(0:11.25)	(0:11.84)	(0:13.07)		
5	6	Whip 'N Neighneigh	1:05.49	0:24.26	68.7 (1000-800)	1:05.49	0:57.38 [5]	0:46.58 [5]	0:35.66 [5]	0:24.27 [5]	0:12.71 [4]		
	(3)	Nikki Olzard	3.9L (-1)	0:35.66	1000-800 (0:10.80)	(0:08.11)	(0:10.80)	(0:10.92)	(0:11.39)	(0:11.56)	(0:12.71)		
6	2	Big Barry	1:05.58	0:24.72	67.5 (1000-800)	1:05.58	0:57.28 [7]	0:46.31 [7]	0:35.31 [7]	0:23.83 [7]	0:12.26 [6]		
	(4)	Sean Cormack	4.4L (-1)	0:35.30	1000-800 (0:10.98)	(0:08.30)	(0:10.98)	(0:11.00)	(0:11.47)	(0:11.57)	(0:12.26)		
7	8	Scotch Rocket	1:08.08	0:24.12	69.2 (1000-800)	1:08.08	1:00.15 [3]	0:49.31 [4]	0:38.31 [4]	0:26.55 [6]	0:13.89 [7]		
	(2)	Samantha Pointon	19.1L (+0)	0:38.31	1000-800 (0:10.84)	(0:07.93)	(0:10.84)	(0:11.00)	(0:11.76)	(0:12.66)	(0:13.89)		

Scratched: Boomious (#1)

Report Created: Fri 17 April 2026

(Note: Races are conducted over an approximate distance as close as possible to the advertised distance, and recorded data may vary accordingly. Official times refer to race times only and do not include handicap times.)

[] Position in running at each section and finish TAB# Saddle cloth number

-:--:-- No data available at this section

NA No data available

DNT Did not track

BAR# Barrier/Gate Position

DNF Did not finish

DT-W Distance travelled compared to winner in metres

Fastest split

Fastest section

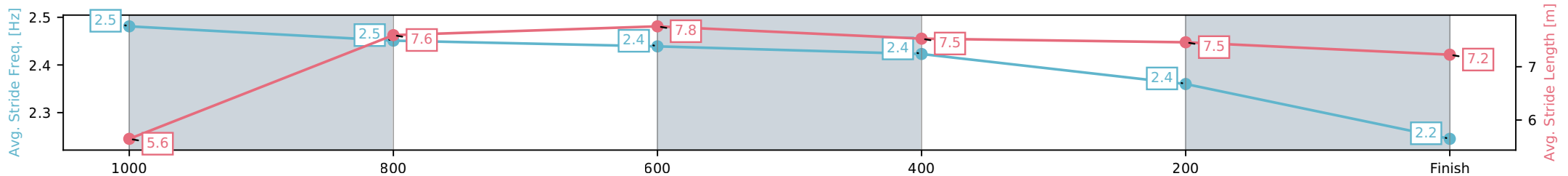
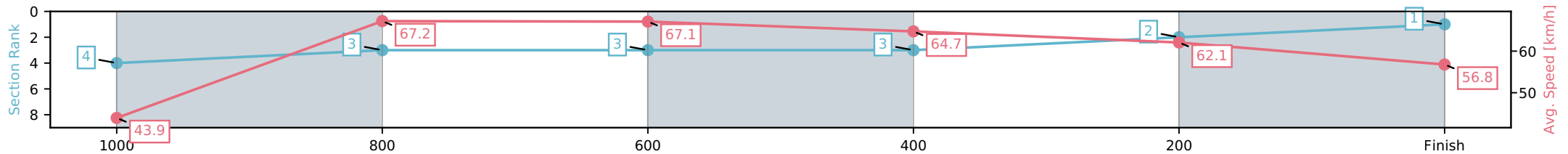
Horse/Jockey Name	Blessed Boom/Tahlia Fenlon
Finish Rank	1
Fastest Section Time (Section)	0:10.76 (800-600)
Top Speed [km/h] (Section)	68.6 (1000-800)
Race State	Finished



Mackay QLD --Professional-2026-04-17
 Race 3: LADBROKES MEGA MULTI QTIS Two-Year-Old Handicap - 1100m
 17 April 2026 - 2:05PM
 Track Rating: Good 4, Weather: Fine, Rail Position: True Entire Circuit



Section	L1100	L1000	L800	L600	L400	L200
Section Times	1:04.83 (0:07.94)	0:56.89 [3] (0:10.81)	0:46.08 [3] (0:10.76)	0:35.32 [3] (0:11.03)	0:24.29 [2] (0:11.59)	0:12.70 [1] (0:12.70)
Average Speed [km/h]	43.9	67.2	67.1	64.7	62.1	56.8
Top Speed [km/h]	62.7	68.6	68.6	65.8	64.0	60.7
Avg. Dist. to Rail [m]	9.4	3.4	1.4	1.1	0.8	1.6
Avg. Stride Freq. [Hz]	2.5	2.5	2.4	2.4	2.4	2.2
Avg. Stride Length [m]	5.6	7.6	7.8	7.5	7.5	7.2



[] Ranking at each section and finish
 -.-.- No data available at this section
 NA No data available

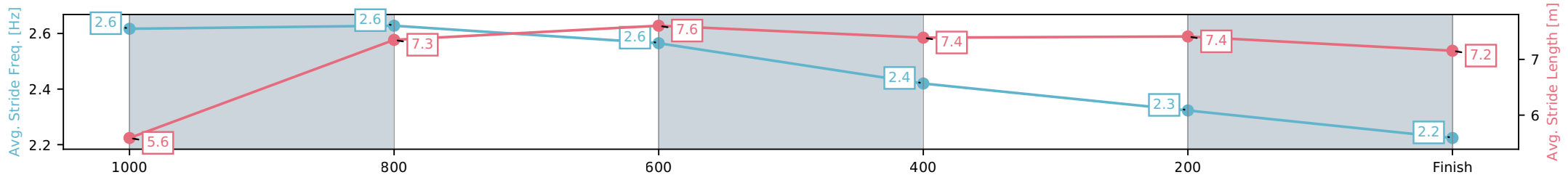
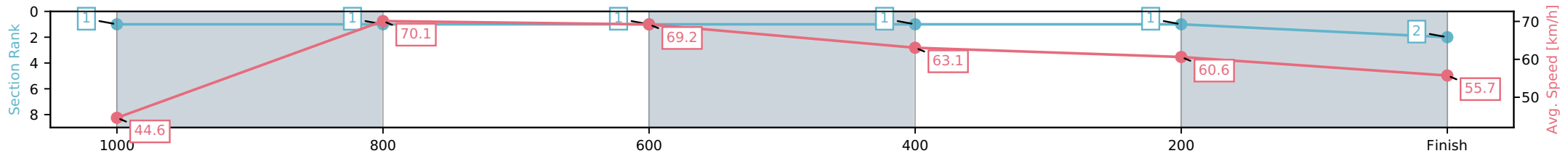
Horse/Jockey Name	Diante/McKenzie Apel
Finish Rank	2
Fastest Section Time (Section)	0:10.30 (1000-800)
Top Speed [km/h] (Section)	71.7 (1000-800)
Race State	Finished



Mackay QLD --Professional-2026-04-17
 Race 3: LADBROKES MEGA MULTI QTIS Two-Year-Old Handicap - 1100m
 17 April 2026 - 2:05PM
 Track Rating: Good 4, Weather: Fine, Rail Position: True Entire Circuit



Section	L1100	L1000	L800	L600	L400	L200
Section Times	1:04.88 (0:07.78)	0:57.10 [1] (0:10.30)	0:46.81 [1] (0:10.42)	0:36.38 [1] (0:11.48)	0:24.90 [1] (0:11.95)	0:12.95 [2] (0:12.95)
Average Speed [km/h]	44.6	70.1	69.2	63.1	60.6	55.7
Top Speed [km/h]	65.2	71.7	71.6	66.3	62.0	58.2
Avg. Dist. to Rail [m]	3.8	1.3	0.8	1.0	2.1	2.4
Avg. Stride Freq. [Hz]	2.6	2.6	2.6	2.4	2.3	2.2
Avg. Stride Length [m]	5.6	7.3	7.6	7.4	7.4	7.2



[] Ranking at each section and finish
 -.-.- No data available at this section
 NA No data available

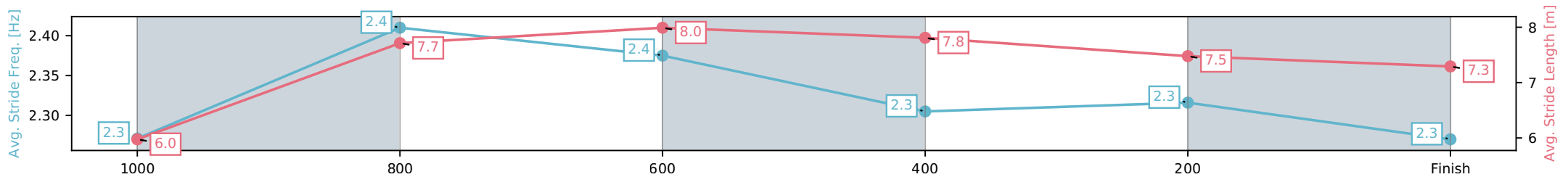
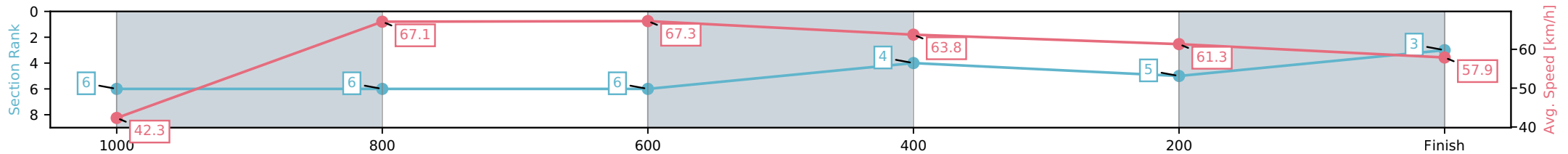
Horse/Jockey Name	Octopolis/Ryan Wiggins
Finish Rank	3
Fastest Section Time (Section)	0:10.76 (800-600)
Top Speed [km/h] (Section)	69.7 (800-600)
Race State	Finished



Mackay QLD --Professional-2026-04-17
 Race 3: LADBROKES MEGA MULTI QTIS Two-Year-Old Handicap - 1100m
 17 April 2026 - 2:05PM
 Track Rating: Good 4, Weather: Fine, Rail Position: True Entire Circuit



Section	L1100	L1000	L800	L600	L400	L200
Section Times	1:05.33 (0:08.29)	0:57.04 [6] (0:10.84)	0:46.20 [6] (0:10.76)	0:35.44 [4] (0:11.23)	0:24.21 [5] (0:11.70)	0:12.51 [3] (0:12.51)
Average Speed [km/h]	42.3	67.1	67.3	63.8	61.3	57.9
Top Speed [km/h]	62.9	69.1	69.7	65.4	62.3	60.4
Avg. Dist. to Rail [m]	8.2	3.7	1.6	0.7	0.8	1.1
Avg. Stride Freq. [Hz]	2.3	2.4	2.4	2.3	2.3	2.3
Avg. Stride Length [m]	6.0	7.7	8.0	7.8	7.5	7.3



[] Ranking at each section and finish
 -:-:- No data available at this section
 NA No data available

Horse/Jockey Name	Long Tall James/Adam Sewell
Finish Rank	4
Fastest Section Time (Section)	0:10.65 (1000-800)
Top Speed [km/h] (Section)	69.0 (1000-800)
Race State	Finished



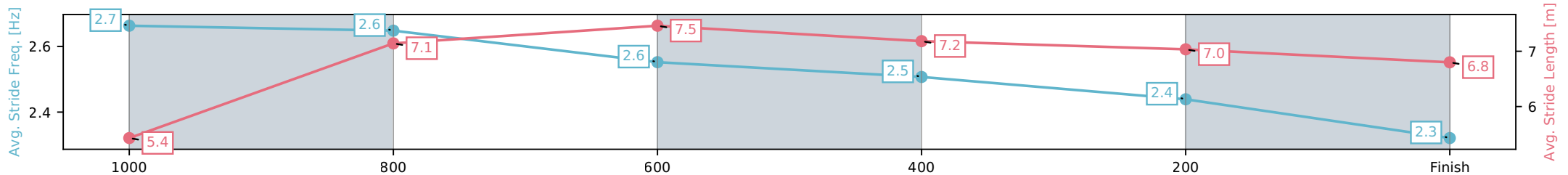
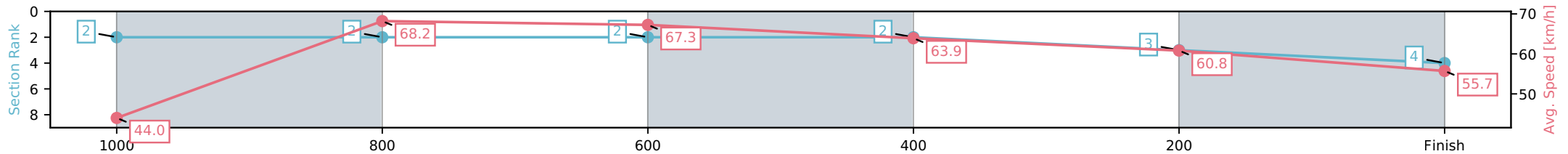
Mackay QLD --Professional-2026-04-17
 Race 3: LADBROKES MEGA MULTI QTIS Two-Year-Old
 Handicap - 1100m



17 April 2026 - 2:05PM

Track Rating: Good 4, Weather: Fine, Rail Position: True Entire Circuit

Section	L1100	L1000	L800	L600	L400	L200
Section Times	1:05.42 (0:07.89)	0:57.53 [2] (0:10.65)	0:46.88 [2] (0:10.73)	0:36.15 [2] (0:11.25)	0:24.90 [3] (0:11.84)	0:13.07 [4] (0:13.07)
Average Speed [km/h]	44.0	68.2	67.3	63.9	60.8	55.7
Top Speed [km/h]	63.8	69.0	68.9	64.8	62.7	57.5
Avg. Dist. to Rail [m]	8.0	3.1	0.9	0.4	1.1	1.3
Avg. Stride Freq. [Hz]	2.7	2.6	2.6	2.5	2.4	2.3
Avg. Stride Length [m]	5.4	7.1	7.5	7.2	7.0	6.8



[] Ranking at each section and finish
 -:-:- No data available at this section
 NA No data available

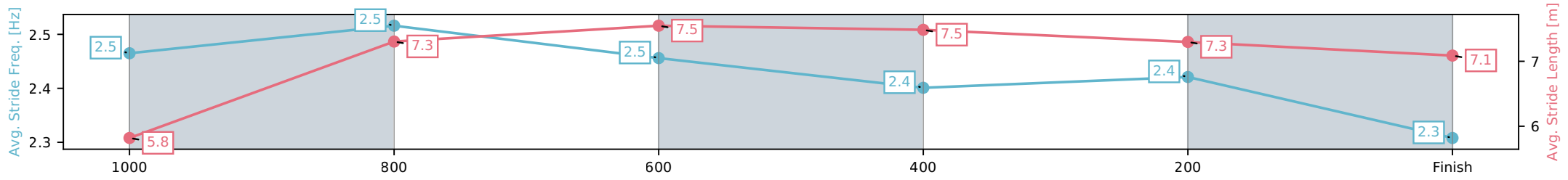
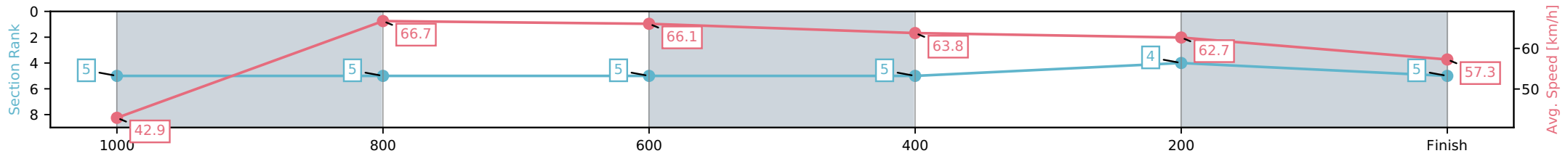
Horse/Jockey Name	Whip 'N Neighneigh/Nikki Olzard
Finish Rank	5
Fastest Section Time (Section)	0:10.80 (1000-800)
Top Speed [km/h] (Section)	68.7 (1000-800)
Race State	Finished



Mackay QLD --Professional-2026-04-17
 Race 3: LADBROKES MEGA MULTI QTIS Two-Year-Old Handicap - 1100m
 17 April 2026 - 2:05PM
 Track Rating: Good 4, Weather: Fine, Rail Position: True Entire Circuit



Section	L1100	L1000	L800	L600	L400	L200
Section Times	1:05.49 (0:08.11)	0:57.38 [5] (0:10.80)	0:46.58 [5] (0:10.92)	0:35.66 [5] (0:11.39)	0:24.27 [4] (0:11.56)	0:12.71 [5] (0:12.71)
Average Speed [km/h]	42.9	66.7	66.1	63.8	62.7	57.3
Top Speed [km/h]	60.1	68.7	67.8	64.1	63.7	61.2
Avg. Dist. to Rail [m]	6.3	1.2	0.5	1.2	3.8	4.9
Avg. Stride Freq. [Hz]	2.5	2.5	2.5	2.4	2.4	2.3
Avg. Stride Length [m]	5.8	7.3	7.5	7.5	7.3	7.1



[] Ranking at each section and finish
 -.-.- No data available at this section
 NA No data available

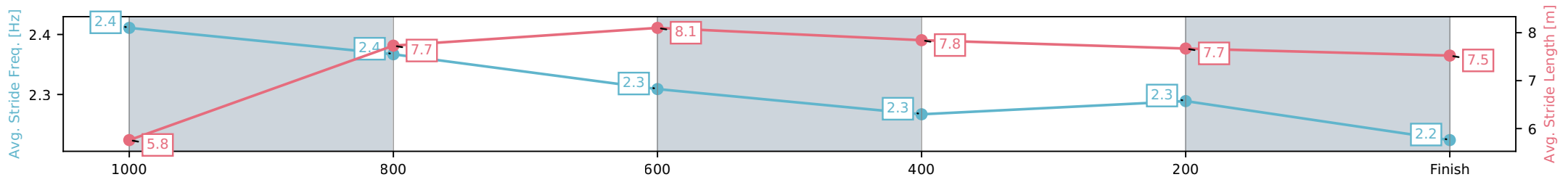
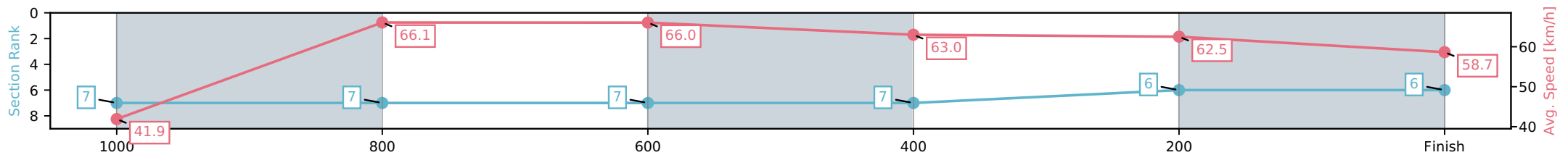
Horse/Jockey Name	Big Barry/Sean Cormack
Finish Rank	6
Fastest Section Time (Section)	0:10.98 (1000-800)
Top Speed [km/h] (Section)	67.5 (1000-800)
Race State	Finished



Mackay QLD --Professional-2026-04-17
 Race 3: LADBROKES MEGA MULTI QTIS Two-Year-Old Handicap - 1100m
 17 April 2026 - 2:05PM
 Track Rating: Good 4, Weather: Fine, Rail Position: True Entire Circuit



Section	L1100	L1000	L800	L600	L400	L200
Section Times	1:05.58 (0:08.30)	0:57.28 [7] (0:10.98)	0:46.31 [7] (0:11.00)	0:35.31 [7] (0:11.47)	0:23.83 [6] (0:11.57)	0:12.26 [6] (0:12.26)
Average Speed [km/h]	41.9	66.1	66.0	63.0	62.5	58.7
Top Speed [km/h]	62.1	67.5	67.4	64.4	63.5	61.9
Avg. Dist. to Rail [m]	6.3	2.4	2.6	0.7	3.1	4.2
Avg. Stride Freq. [Hz]	2.4	2.4	2.3	2.3	2.3	2.2
Avg. Stride Length [m]	5.8	7.7	8.1	7.8	7.7	7.5



[] Ranking at each section and finish
 -.-.- No data available at this section
 NA No data available

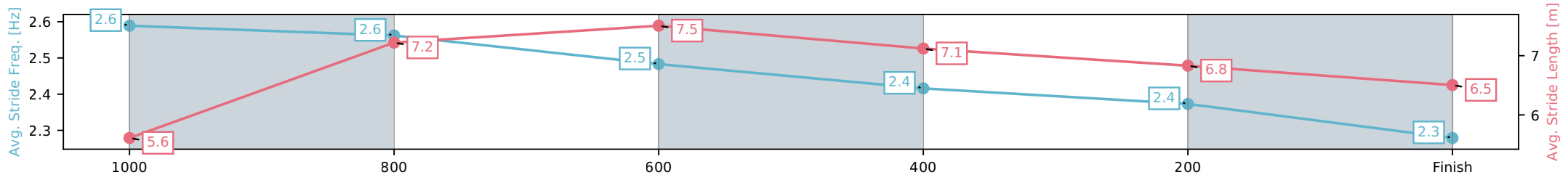
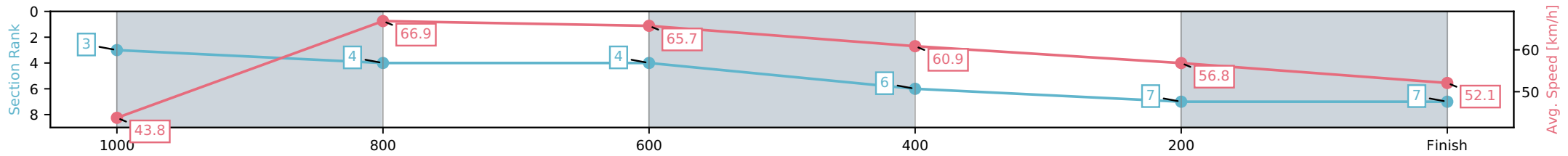
Horse/Jockey Name	Scotch Rocket/Samantha Pointon
Finish Rank	7
Fastest Section Time (Section)	0:10.84 (1000-800)
Top Speed [km/h] (Section)	69.2 (1000-800)
Race State	Finished



Mackay QLD --Professional-2026-04-17
 Race 3: LADBROKES MEGA MULTI QTIS Two-Year-Old Handicap - 1100m
 17 April 2026 - 2:05PM
 Track Rating: Good 4, Weather: Fine, Rail Position: True Entire Circuit



Section	L1100	L1000	L800	L600	L400	L200
Section Times	1:08.08 (0:07.93)	1:00.15 [4] (0:10.84)	0:49.31 [4] (0:11.00)	0:38.31 [6] (0:11.76)	0:26.55 [7] (0:12.66)	0:13.89 [7] (0:13.89)
Average Speed [km/h]	43.8	66.9	65.7	60.9	56.8	52.1
Top Speed [km/h]	62.3	69.2	68.6	63.9	59.9	53.3
Avg. Dist. to Rail [m]	4.6	2.4	1.2	0.7	0.7	0.3
Avg. Stride Freq. [Hz]	2.6	2.6	2.5	2.4	2.4	2.3
Avg. Stride Length [m]	5.6	7.2	7.5	7.1	6.8	6.5



[] Ranking at each section and finish
 -.-.- No data available at this section
 NA No data available



Mackay QLD

Race 4: LADBROKES POPULAR SRM Maiden Handicap (QTIS bonuses applicable 2&3YO Only) - 1300m

17 April 2026 - 2:43PM



MACKAY TURF CLUB

Ooralea Racecourse

Track Rating: Good 4, Weather: Fine, Rail Position: True Entire Circuit

Field Times (Race Tempo) 1:16.30 (0:07.93) 1:08.37 (0:10.56) 0:57.81 (0:10.79) 0:47.02 (0:11.62) 0:35.40 (0:11.57) 0:23.84 (0:11.70) 0:12.14 (0:12.14)

Rank	TAB#	Horse	Overall Time	First 400m	Top Speed km/h (Section)	L1300	L1200	L1000	L800	L600	L400	L200	
	(BAR#)	Jockey	Margin (DT-W)	Last 600m	Fastest Section (Time)	Start - 1200	1200 - 1000	1000 - 800	800 - 600	600 - 400	400 - 200	200 - Finish	
11	8	Streamelot	1:19.49	0:25.31	67.8 (1000-800)	1:19.49	1:10.64 [10]	0:59.62 [11]	0:48.78 [10]	0:37.41 [10]	0:25.43 [11]	0:13.02 [11]	
	(2)	Wanderson D'Avila	18.8L (+1)	0:37.41	1000-800 (0:10.83)	(0:08.85)	(0:11.03)	(0:10.83)	(0:11.37)	(0:11.98)	(0:12.41)	(0:13.02)	

Report Created: Fri 17 April 2026

(Note: Races are conducted over an approximate distance as close as possible to the advertised distance, and recorded data may vary accordingly. Official times refer to race times only and do not include handicap times.)

[] Position in running at each section and finish TAB# Saddle cloth number

-:--:-- No data available at this section

NA No data available

DNT Did not track

BAR# Barrier/Gate Position

DNF Did not finish

DT-W Distance travelled compared to winner in metres

Fastest split

Fastest section

Horse/Jockey Name	Sumich/Sean Cormack
Finish Rank	1
Fastest Section Time (Section)	0:10.89 (1200-1000)
Top Speed [km/h] (Section)	68.9 (1200-1000)
Race State	Finished



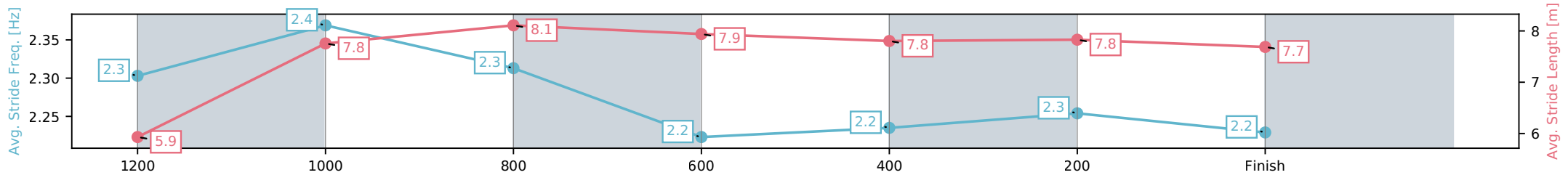
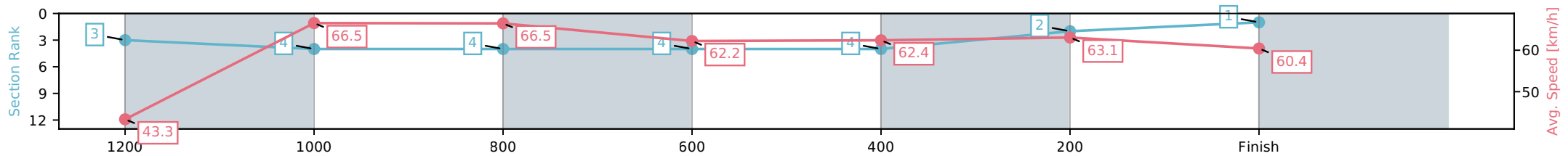
Mackay QLD --Professional-2026-04-17
 Race 4: LADBROKES POPULAR SRM Maiden Handicap (QTIS bonuses applicable 2&3YO Only) - 1300m



17 April 2026 - 2:43PM

Track Rating: Good 4, Weather: Fine, Rail Position: True Entire Circuit

Section	L1300	L1200	L1000	L800	L600	L400	L200
Section Times	1:16.30 (0:08.03)	1:08.27 [4] (0:10.89)	0:57.38 [4] (0:10.90)	0:46.48 [4] (0:11.57)	0:34.92 [4] (0:11.50)	0:23.41 [2] (0:11.48)	0:11.93 [1] (0:11.93)
Average Speed [km/h]	43.3	66.5	66.5	62.2	62.4	63.1	60.4
Top Speed [km/h]	62.8	68.9	67.6	65.5	63.5	64.1	62.7
Avg. Dist. to Rail [m]	13.8	4.2	1.7	1.0	0.9	4.0	3.2
Avg. Stride Freq. [Hz]	2.3	2.4	2.3	2.2	2.2	2.3	2.2
Avg. Stride Length [m]	5.9	7.8	8.1	7.9	7.8	7.8	7.7



[] Ranking at each section and finish
 -:-:- No data available at this section
 NA No data available

Horse/Jockey Name	Notforthemoney/Nikki Olzard
Finish Rank	2
Fastest Section Time (Section)	0:10.56 (1200-1000)
Top Speed [km/h] (Section)	70.4 (1200-1000)
Race State	Finished



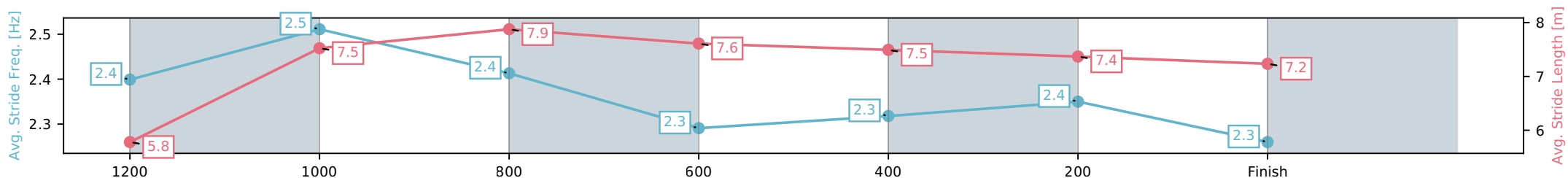
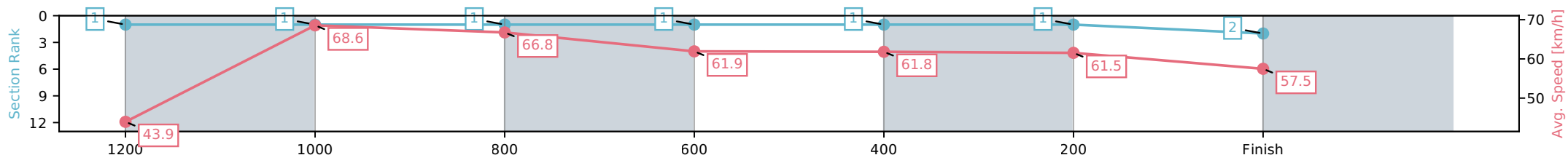
Mackay QLD --Professional-2026-04-17
 Race 4: LADBROKES POPULAR SRM Maiden Handicap (QTIS bonuses applicable 2&3YO Only) - 1300m



17 April 2026 - 2:43PM

Track Rating: Good 4, Weather: Fine, Rail Position: True Entire Circuit

Section	L1300	L1200	L1000	L800	L600	L400	L200
Section Times	1:16.71 (0:07.93)	1:08.78 [1] (0:10.56)	0:58.22 [1] (0:10.79)	0:47.43 [1] (0:11.62)	0:35.81 [1] (0:11.57)	0:24.25 [1] (0:11.70)	0:12.55 [2] (0:12.55)
Average Speed [km/h]	43.9	68.6	66.8	61.9	61.8	61.5	57.5
Top Speed [km/h]	62.8	70.4	70.0	63.0	62.9	62.5	60.4
Avg. Dist. to Rail [m]	12.0	3.3	0.4	0.5	0.8	0.9	0.9
Avg. Stride Freq. [Hz]	2.4	2.5	2.4	2.3	2.3	2.4	2.3
Avg. Stride Length [m]	5.8	7.5	7.9	7.6	7.5	7.4	7.2



- [] Ranking at each section and finish
- :-:- No data available at this section
- NA No data available

Horse/Jockey Name	Madam Nazar/Chelsea Jokic
Finish Rank	3
Fastest Section Time (Section)	0:10.88 (1000-800)
Top Speed [km/h] (Section)	68.0 (1200-1000)
Race State	Finished



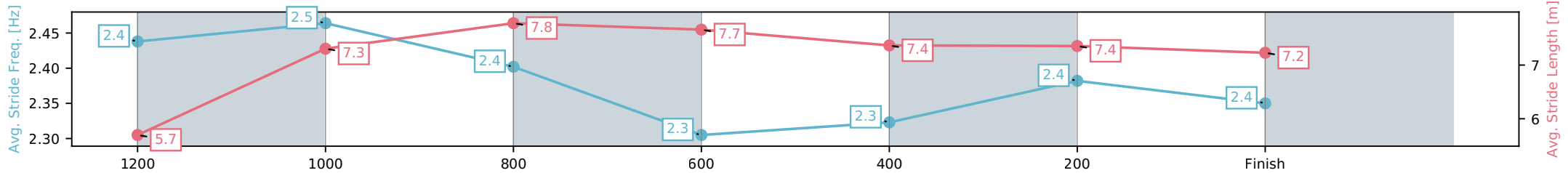
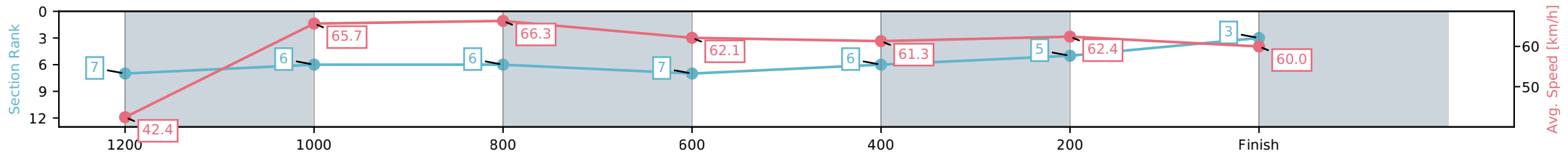
Mackay QLD --Professional-2026-04-17
 Race 4: LADBROKES POPULAR SRM Maiden Handicap (QTIS bonuses applicable 2&3YO Only) - 1300m



17 April 2026 - 2:43PM

Track Rating: Good 4, Weather: Fine, Rail Position: True Entire Circuit

Section	L1300	L1200	L1000	L800	L600	L400	L200
Section Times	1:17.12 (0:08.19)	1:08.93 [6] (0:11.02)	0:57.91 [6] (0:10.88)	0:47.02 [7] (0:11.62)	0:35.40 [6] (0:11.76)	0:23.64 [5] (0:11.61)	0:12.02 [3] (0:12.02)
Average Speed [km/h]	42.4	65.7	66.3	62.1	61.3	62.4	60.0
Top Speed [km/h]	57.8	68.0	67.1	65.0	62.9	63.0	62.2
Avg. Dist. to Rail [m]	11.6	2.8	1.0	0.6	0.8	4.2	5.6
Avg. Stride Freq. [Hz]	2.4	2.5	2.4	2.3	2.3	2.4	2.4
Avg. Stride Length [m]	5.7	7.3	7.8	7.7	7.4	7.4	7.2



- [] Ranking at each section and finish
- :-:- No data available at this section
- NA No data available

Horse/Jockey Name	Stellar Legend/Adam Sewell
Finish Rank	4
Fastest Section Time (Section)	0:10.94 (1000-800)
Top Speed [km/h] (Section)	67.5 (1000-800)
Race State	Finished



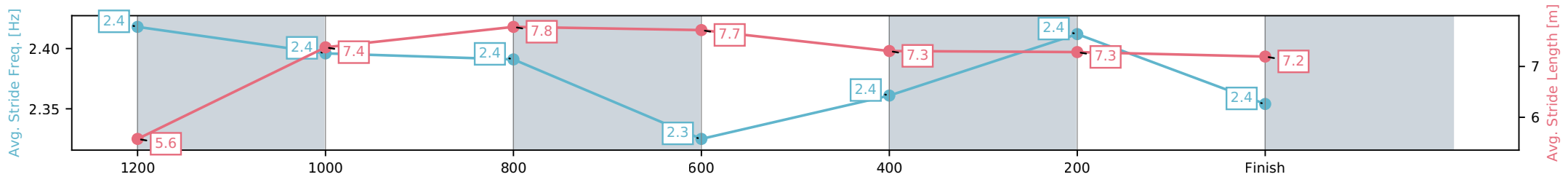
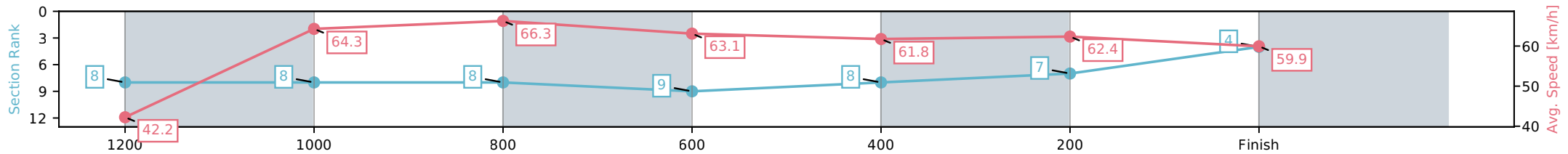
Mackay QLD --Professional-2026-04-17
 Race 4: LADBROKES POPULAR SRM Maiden Handicap (QTIS bonuses applicable 2&3YO Only) - 1300m



17 April 2026 - 2:43PM

Track Rating: Good 4, Weather: Fine, Rail Position: True Entire Circuit

Section	L1300	L1200	L1000	L800	L600	L400	L200
Section Times	1:17.15 (0:08.22)	1:08.93 [8] (0:11.29)	0:57.64 [8] (0:10.94)	0:46.71 [9] (0:11.50)	0:35.20 [8] (0:11.76)	0:23.44 [7] (0:11.61)	0:11.83 [4] (0:11.83)
Average Speed [km/h]	42.2	64.3	66.3	63.1	61.8	62.4	59.9
Top Speed [km/h]	58.7	66.8	67.5	65.5	63.3	63.8	61.8
Avg. Dist. to Rail [m]	13.8	4.3	2.3	2.4	1.2	4.4	6.8
Avg. Stride Freq. [Hz]	2.4	2.4	2.4	2.3	2.4	2.4	2.4
Avg. Stride Length [m]	5.6	7.4	7.8	7.7	7.3	7.3	7.2



- [] Ranking at each section and finish
- :-:- No data available at this section
- NA No data available

Horse/Jockey Name	Viper Room/Samantha Pointon
Finish Rank	5
Fastest Section Time (Section)	0:10.62 (1200-1000)
Top Speed [km/h] (Section)	69.8 (1000-800)
Race State	Finished



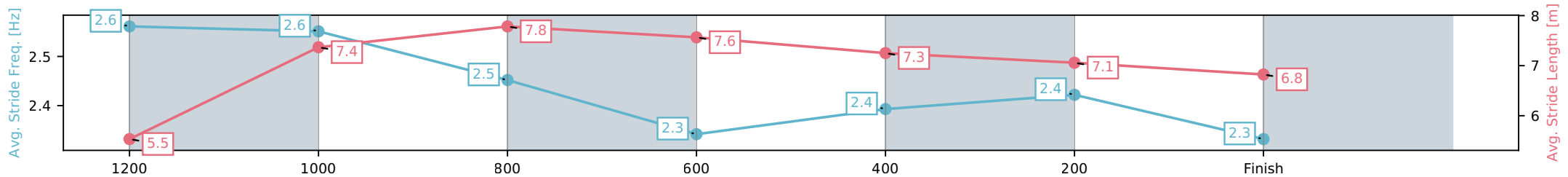
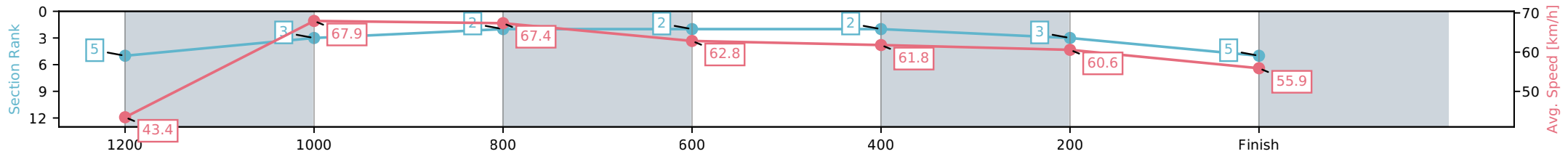
Mackay QLD --Professional-2026-04-17
 Race 4: LADBROKES POPULAR SRM Maiden Handicap (QTIS bonuses applicable 2&3YO Only) - 1300m



17 April 2026 - 2:43PM

Track Rating: Good 4, Weather: Fine, Rail Position: True Entire Circuit

Section	L1300	L1200	L1000	L800	L600	L400	L200
Section Times	1:17.20 (0:08.09)	1:09.11 [3] (0:10.62)	0:58.49 [2] (0:10.74)	0:47.75 [2] (0:11.46)	0:36.29 [2] (0:11.63)	0:24.66 [3] (0:11.93)	0:12.73 [5] (0:12.73)
Average Speed [km/h]	43.4	67.9	67.4	62.8	61.8	60.6	55.9
Top Speed [km/h]	63.2	69.4	69.8	64.5	62.9	62.9	60.0
Avg. Dist. to Rail [m]	8.4	1.8	1.6	0.9	0.8	2.6	2.2
Avg. Stride Freq. [Hz]	2.6	2.6	2.5	2.3	2.4	2.4	2.3
Avg. Stride Length [m]	5.5	7.4	7.8	7.6	7.3	7.1	6.8



- [] Ranking at each section and finish
- :-:- No data available at this section
- NA No data available

Horse/Jockey Name	Luna Ready/Tahlia Fenlon
Finish Rank	6
Fastest Section Time (Section)	0:10.67 (1200-1000)
Top Speed [km/h] (Section)	69.0 (1200-1000)
Race State	Finished



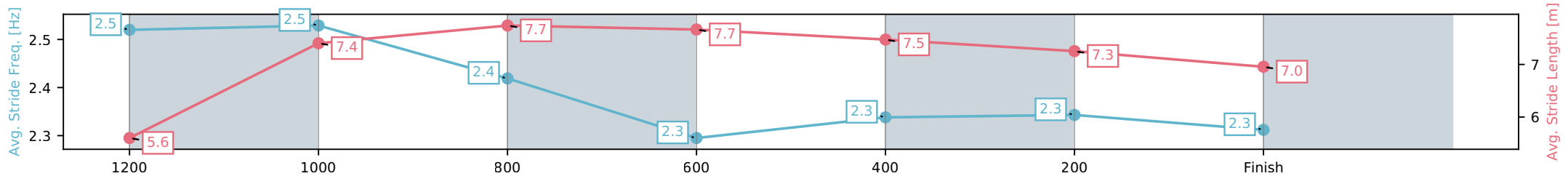
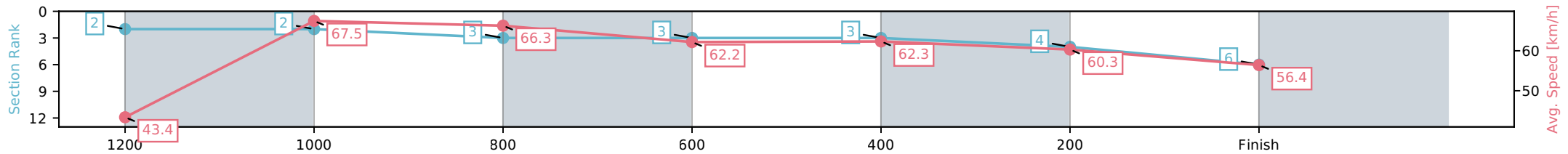
Mackay QLD --Professional-2026-04-17
 Race 4: LADBROKES POPULAR SRM Maiden Handicap (QTIS bonuses applicable 2&3YO Only) - 1300m



17 April 2026 - 2:43PM

Track Rating: Good 4, Weather: Fine, Rail Position: True Entire Circuit

Section	L1300	L1200	L1000	L800	L600	L400	L200
Section Times	1:17.47 (0:07.98)	1:09.49 [2] (0:10.67)	0:58.82 [3] (0:10.89)	0:47.93 [3] (0:11.63)	0:36.30 [3] (0:11.60)	0:24.70 [4] (0:11.99)	0:12.71 [6] (0:12.71)
Average Speed [km/h]	43.4	67.5	66.3	62.2	62.3	60.3	56.4
Top Speed [km/h]	63.2	69.0	67.5	63.2	63.4	61.6	59.5
Avg. Dist. to Rail [m]	6.3	0.7	0.9	1.5	0.7	2.6	3.6
Avg. Stride Freq. [Hz]	2.5	2.5	2.4	2.3	2.3	2.3	2.3
Avg. Stride Length [m]	5.6	7.4	7.7	7.7	7.5	7.3	7.0



- [] Ranking at each section and finish
- :-:- No data available at this section
- NA No data available

Horse/Jockey Name	Soydecafflatte/Amie Meissner
Finish Rank	7
Fastest Section Time (Section)	0:10.89 (1200-1000)
Top Speed [km/h] (Section)	67.6 (1200-1000)
Race State	Finished



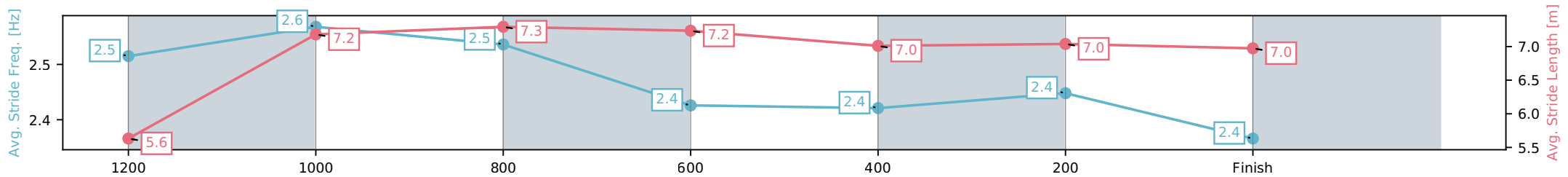
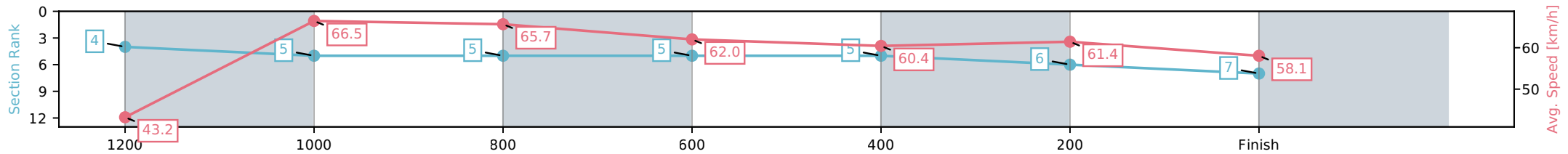
Mackay QLD --Professional-2026-04-17
 Race 4: LADBROKES POPULAR SRM Maiden Handicap (QTIS bonuses applicable 2&3YO Only) - 1300m



17 April 2026 - 2:43PM

Track Rating: Good 4, Weather: Fine, Rail Position: True Entire Circuit

Section	L1300	L1200	L1000	L800	L600	L400	L200
Section Times	1:17.59 (0:08.07)	1:09.52 [5] (0:10.89)	0:58.64 [5] (0:10.98)	0:47.66 [5] (0:11.57)	0:36.09 [5] (0:11.86)	0:24.22 [6] (0:11.77)	0:12.45 [7] (0:12.45)
Average Speed [km/h]	43.2	66.5	65.7	62.0	60.4	61.4	58.1
Top Speed [km/h]	63.2	67.6	66.8	63.4	62.1	62.5	60.7
Avg. Dist. to Rail [m]	9.4	3.0	0.5	0.6	1.5	3.0	2.4
Avg. Stride Freq. [Hz]	2.5	2.6	2.5	2.4	2.4	2.4	2.4
Avg. Stride Length [m]	5.6	7.2	7.3	7.2	7.0	7.0	7.0



- [] Ranking at each section and finish
- :-:- No data available at this section
- NA No data available

Horse/Jockey Name	Provisieur/Ryan Wiggins
Finish Rank	8
Fastest Section Time (Section)	0:10.90 (1000-800)
Top Speed [km/h] (Section)	67.6 (1000-800)
Race State	Finished



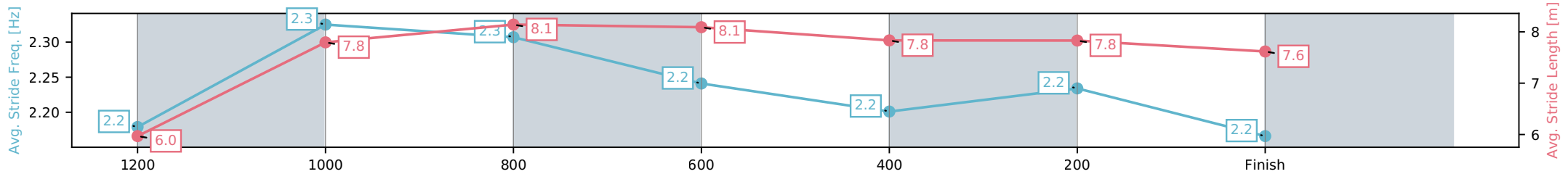
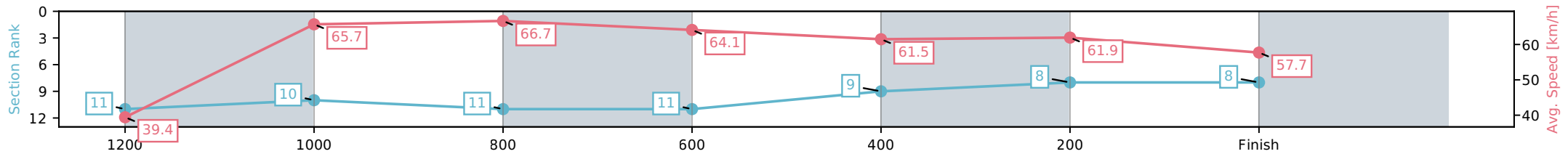
Mackay QLD --Professional-2026-04-17
 Race 4: LADBROKES POPULAR SRM Maiden Handicap (QTIS bonuses applicable 2&3YO Only) - 1300m



17 April 2026 - 2:43PM

Track Rating: Good 4, Weather: Fine, Rail Position: True Entire Circuit

Section	L1300	L1200	L1000	L800	L600	L400	L200
Section Times	1:17.93 (0:08.86)	1:09.07 [10] (0:11.00)	0:58.07 [11] (0:10.90)	0:47.17 [11] (0:11.33)	0:35.84 [9] (0:11.78)	0:24.06 [8] (0:11.69)	0:12.38 [8] (0:12.38)
Average Speed [km/h]	39.4	65.7	66.7	64.1	61.5	61.9	57.7
Top Speed [km/h]	60.2	67.5	67.6	66.0	62.6	63.0	61.2
Avg. Dist. to Rail [m]	6.2	2.5	2.9	3.0	0.8	3.9	6.6
Avg. Stride Freq. [Hz]	2.2	2.3	2.3	2.2	2.2	2.2	2.2
Avg. Stride Length [m]	6.0	7.8	8.1	8.1	7.8	7.8	7.6



- [] Ranking at each section and finish
- :-:- No data available at this section
- NA No data available

Horse/Jockey Name	Frosty Queen/Chris McIver
Finish Rank	9
Fastest Section Time (Section)	0:10.91 (1000-800)
Top Speed [km/h] (Section)	67.5 (1000-800)
Race State	Finished



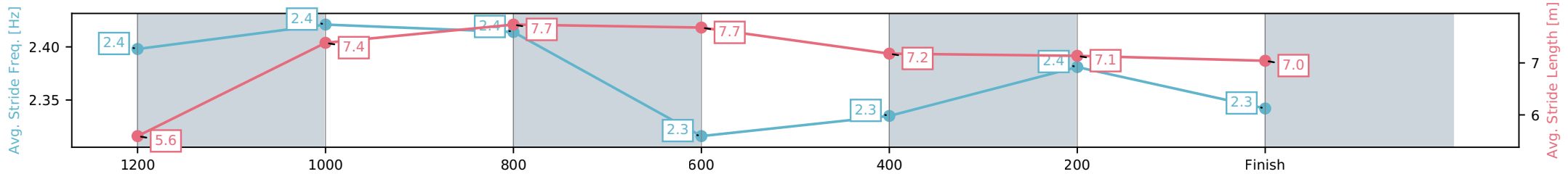
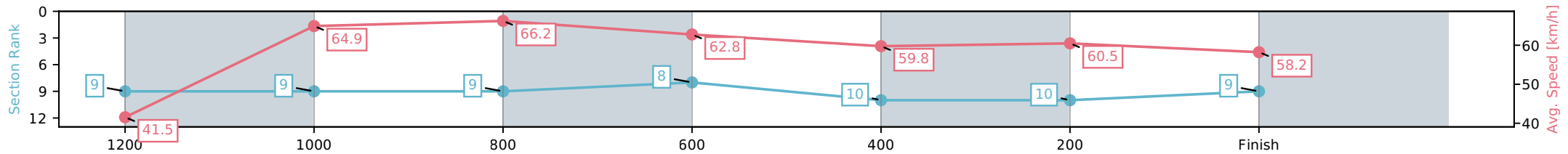
Mackay QLD --Professional-2026-04-17
 Race 4: LADBROKES POPULAR SRM Maiden Handicap (QTIS bonuses applicable 2&3YO Only) - 1300m



17 April 2026 - 2:43PM

Track Rating: Good 4, Weather: Fine, Rail Position: True Entire Circuit

Section	L1300	L1200	L1000	L800	L600	L400	L200
Section Times	1:18.20 (0:08.41)	1:09.79 [9] (0:11.13)	0:58.66 [9] (0:10.91)	0:47.75 [8] (0:11.45)	0:36.30 [10] (0:11.98)	0:24.32 [10] (0:11.93)	0:12.40 [9] (0:12.40)
Average Speed [km/h]	41.5	64.9	66.2	62.8	59.8	60.5	58.2
Top Speed [km/h]	61.4	67.1	67.5	66.3	61.6	61.8	60.2
Avg. Dist. to Rail [m]	12.2	1.8	0.8	0.4	0.8	1.5	2.5
Avg. Stride Freq. [Hz]	2.4	2.4	2.4	2.3	2.3	2.4	2.3
Avg. Stride Length [m]	5.6	7.4	7.7	7.7	7.2	7.1	7.0



- [] Ranking at each section and finish
- :-:- No data available at this section
- NA No data available

Horse/Jockey Name	Tiger Jim/Raul Silvera Olivera
Finish Rank	10
Fastest Section Time (Section)	0:10.88 (1000-800)
Top Speed [km/h] (Section)	68.0 (1000-800)
Race State	Finished



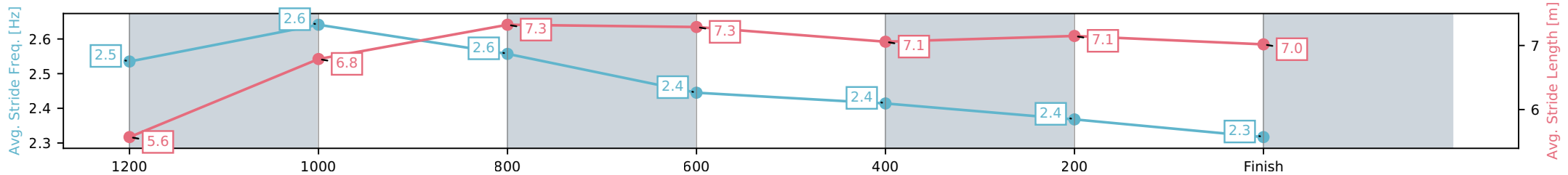
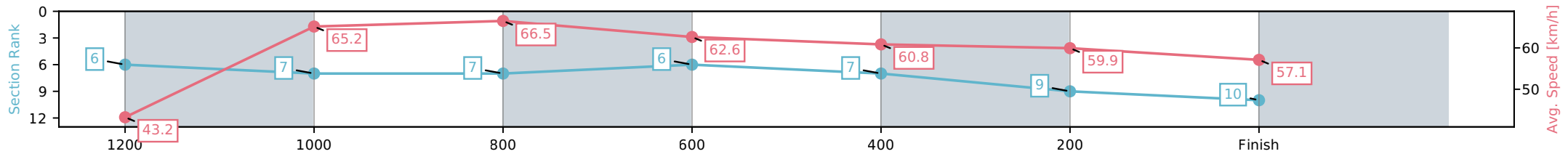
Mackay QLD --Professional-2026-04-17
 Race 4: LADBROKES POPULAR SRM Maiden Handicap (QTIS bonuses applicable 2&3YO Only) - 1300m



17 April 2026 - 2:43PM

Track Rating: Good 4, Weather: Fine, Rail Position: True Entire Circuit

Section	L1300	L1200	L1000	L800	L600	L400	L200
Section Times	1:18.32 (0:08.11)	1:10.21 [7] (0:11.12)	0:59.09 [7] (0:10.88)	0:48.21 [6] (0:11.54)	0:36.66 [7] (0:11.93)	0:24.73 [9] (0:12.10)	0:12.63 [10] (0:12.63)
Average Speed [km/h]	43.2	65.2	66.5	62.6	60.8	59.9	57.1
Top Speed [km/h]	59.6	68.0	68.0	65.7	61.9	60.8	58.8
Avg. Dist. to Rail [m]	10.8	3.9	2.0	1.3	1.3	4.4	4.9
Avg. Stride Freq. [Hz]	2.5	2.6	2.6	2.4	2.4	2.4	2.3
Avg. Stride Length [m]	5.6	6.8	7.3	7.3	7.1	7.1	7.0



- [] Ranking at each section and finish
- :-:- No data available at this section
- NA No data available

Horse/Jockey Name	Streamelot/Wanderson D'Avila
Finish Rank	11
Fastest Section Time (Section)	0:10.83 (1000-800)
Top Speed [km/h] (Section)	67.8 (1000-800)
Race State	Finished



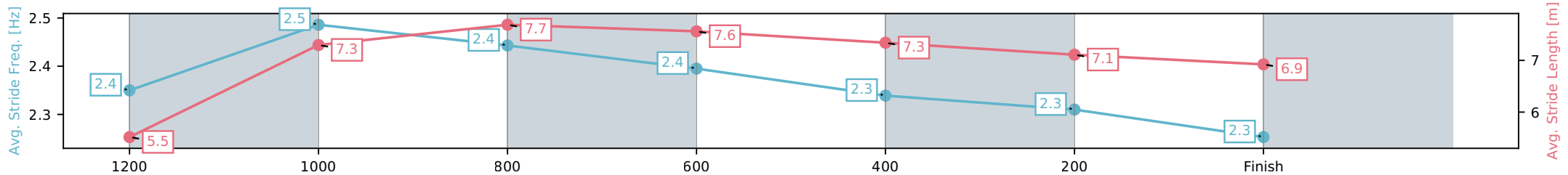
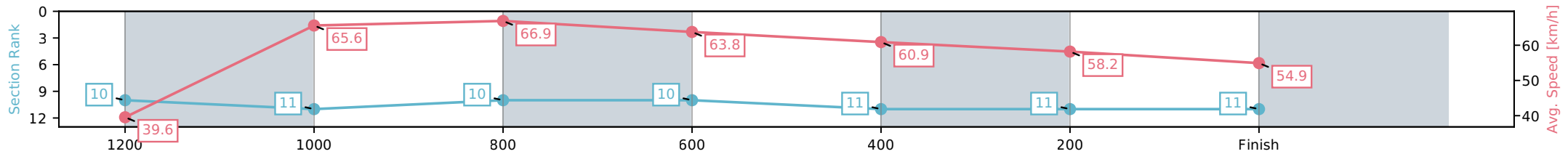
Mackay QLD --Professional-2026-04-17
 Race 4: LADBROKES POPULAR SRM Maiden Handicap (QTIS bonuses applicable 2&3YO Only) - 1300m



17 April 2026 - 2:43PM

Track Rating: Good 4, Weather: Fine, Rail Position: True Entire Circuit

Section	L1300	L1200	L1000	L800	L600	L400	L200
Section Times	1:19.49 (0:08.85)	1:10.64 [11] (0:11.03)	0:59.62 [10] (0:10.83)	0:48.78 [10] (0:11.37)	0:37.41 [11] (0:11.98)	0:25.43 [11] (0:12.41)	0:13.02 [11] (0:13.02)
Average Speed [km/h]	39.6	65.6	66.9	63.8	60.9	58.2	54.9
Top Speed [km/h]	60.2	67.1	67.8	66.3	62.5	59.4	57.5
Avg. Dist. to Rail [m]	7.1	3.1	2.1	2.2	1.7	2.8	3.6
Avg. Stride Freq. [Hz]	2.4	2.5	2.4	2.4	2.3	2.3	2.3
Avg. Stride Length [m]	5.5	7.3	7.7	7.6	7.3	7.1	6.9



[] Ranking at each section and finish
 -:-:- No data available at this section
 NA No data available



Mackay QLD

Race 5: LADBROKES BIG BETS COPY NOW OPEN Handicap - 1100m

17 April 2026 - 3:18PM

Track Rating: Good 4, Weather: Fine, Rail Position: True Entire Circuit



MACKAY TURF CLUB

Ooralea Racecourse

Field Times (Race Tempo) 1:03.70 0:55.99 0:44.75 0:33.78 0:22.22 0:11.12
 (0:07.71) (0:11.23) (0:10.97) (0:11.56) (0:11.10) (0:11.12)

Rank	TAB#	Horse	Overall Time	First 400m	Top Speed km/h (Section)	L1100	L1000	L800	L600	L400	L200		
	(BAR#)	Jockey	Margin (DT-W)	Last 600m	Fastest Section (Time)	Start - 1000	1000 - 800	800 - 600	600 - 400	400 - 200	200 - Finish		
1	3	Obligated	1:03.70	0:24.99	67.7 (400-200)	1:03.70	0:55.90 [2]	0:44.40 [3]	0:33.16 [3]	0:21.94 [5]	0:11.08 [2]		
	(6)	Ashley Butler		0:33.16	400-200 (0:10.87)	(0:07.80)	(0:11.50)	(0:11.24)	(0:11.21)	(0:10.87)	(0:11.08)		
2	5	Odegaard	1:03.99	0:25.44	68.1 (400-200)	1:03.99	0:55.68 [7]	0:44.29 [8]	0:32.93 [8]	0:21.88 [8]	0:11.15 [5]		
	(3)	Nikki Olzard	1.7L (+0)	0:32.94	400-200 (0:10.73)	(0:08.30)	(0:11.39)	(0:11.36)	(0:11.06)	(0:10.73)	(0:11.15)		
3	1	Master Montaro	1:04.14	0:24.93	66.4 (400-200)	1:04.14	0:56.32 [4]	0:44.83 [4]	0:33.59 [4]	0:22.42 [3]	0:11.41 [3]		
	(5)	Aidan Holt	2.6L (+2)	0:33.59	400-200 (0:11.01)	(0:07.82)	(0:11.49)	(0:11.24)	(0:11.17)	(0:11.01)	(0:11.41)		
4	4	Early Fusion	1:04.21	0:24.41	66.7 (800-600)	1:04.21	0:56.50 [1]	0:45.26 [1]	0:34.29 [1]	0:22.73 [1]	0:11.63 [1]		
	(2)	McKenzie Apel	3.0L (+3)	0:34.29	800-600 (0:10.97)	(0:07.71)	(0:11.24)	(0:10.97)	(0:11.56)	(0:11.10)	(0:11.63)		
5	2	Track Tale	1:04.32	0:24.98	67.0 (400-200)	1:04.32	0:56.32 [6]	0:44.99 [5]	0:33.65 [5]	0:22.52 [6]	0:11.53 [4]		
	(4)	Ryan Wiggins	3.7L (-1)	0:33.65	400-200 (0:10.98)	(0:08.00)	(0:11.33)	(0:11.34)	(0:11.14)	(0:10.98)	(0:11.53)		
6	7	Dealing's Done	1:04.33	0:25.41	67.8 (400-200)	1:04.33	0:55.92 [8]	0:44.64 [7]	0:33.32 [7]	0:22.31 [7]	0:11.34 [8]		
	(7)	Amie Meissner	3.7L (-3)	0:33.33	400-200 (0:10.97)	(0:08.41)	(0:11.28)	(0:11.32)	(0:11.02)	(0:10.97)	(0:11.34)		
7	8	Rubunkar	1:04.67	0:25.22	66.5 (600-400)	1:04.67	0:56.77 [5]	0:45.16 [6]	0:33.94 [6]	0:22.92 [4]	0:11.82 [6]		
	(8)	Tahlia Fenlon	5.7L (+0)	0:33.93	600-400 (0:11.01)	(0:07.90)	(0:11.61)	(0:11.22)	(0:11.01)	(0:11.10)	(0:11.82)		
8	6	Your Too Good	1:05.18	0:24.85	66.8 (400-200)	1:05.18	0:57.36 [3]	0:45.92 [2]	0:34.65 [2]	0:23.49 [2]	0:12.30 [7]		
	(1)	Samantha Pointon	8.7L (-1)	0:34.64	600-400 (0:11.15)	(0:07.82)	(0:11.44)	(0:11.28)	(0:11.15)	(0:11.19)	(0:12.30)		

Report Created: Fri 17 April 2026

(Note: Races are conducted over an approximate distance as close as possible to the advertised distance, and recorded data may vary accordingly. Official times refer to race times only and do not include handicap times.)

[] Position in running at each section and finish TAB# Saddle cloth number

-:--:-- No data available at this section

NA No data available

DNT Did not track

BAR# Barrier/Gate Position

DNF Did not finish

DT-W Distance travelled compared to winner in metres

Fastest split

Fastest section

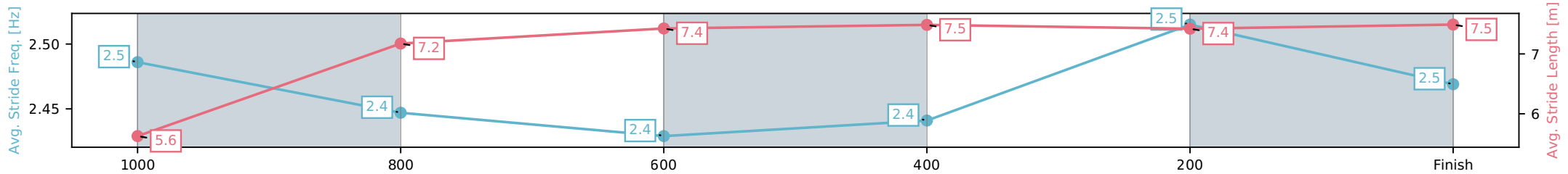
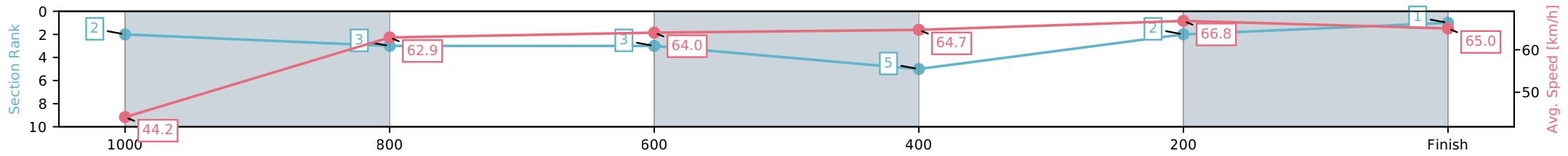
Horse/Jockey Name	Obligated/Ashley Butler
Finish Rank	1
Fastest Section Time (Section)	0:10.87 (400-200)
Top Speed [km/h] (Section)	67.7 (400-200)
Race State	Finished



Mackay QLD --Professional-2026-04-17
 Race 5: LADBROKES BIG BETS COPY NOW OPEN Handicap - 1100m
 17 April 2026 - 3:18PM
 Track Rating: Good 4, Weather: Fine, Rail Position: True Entire Circuit



Section	L1100	L1000	L800	L600	L400	L200
Section Times	1:03.70 (0:07.80)	0:55.90 [3] (0:11.50)	0:44.40 [3] (0:11.24)	0:33.16 [5] (0:11.21)	0:21.94 [2] (0:10.87)	0:11.08 [1] (0:11.08)
Average Speed [km/h]	44.2	62.9	64.0	64.7	66.8	65.0
Top Speed [km/h]	61.3	64.1	65.7	66.2	67.7	67.1
Avg. Dist. to Rail [m]	6.7	1.7	0.8	2.1	3.6	3.6
Avg. Stride Freq. [Hz]	2.5	2.4	2.4	2.4	2.5	2.5
Avg. Stride Length [m]	5.6	7.2	7.4	7.5	7.4	7.5



[] Ranking at each section and finish
 -.-.- No data available at this section
 NA No data available

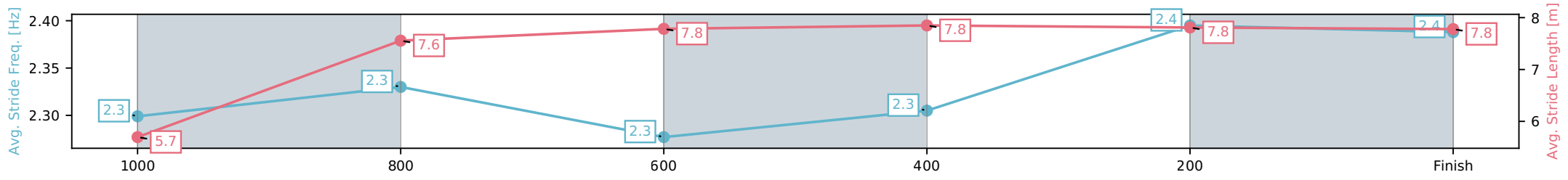
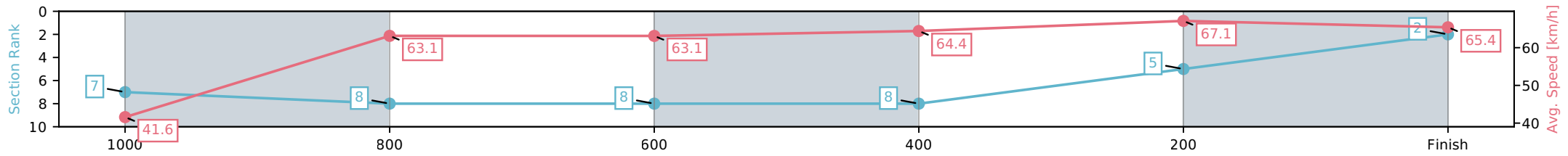
Horse/Jockey Name	Odegaard/Nikki Olzard
Finish Rank	2
Fastest Section Time (Section)	0:10.73 (400-200)
Top Speed [km/h] (Section)	68.1 (400-200)
Race State	Finished



Mackay QLD --Professional-2026-04-17
 Race 5: LADBROKES BIG BETS COPY NOW OPEN Handicap - 1100m
 17 April 2026 - 3:18PM
 Track Rating: Good 4, Weather: Fine, Rail Position: True Entire Circuit



Section	L1100	L1000	L800	L600	L400	L200
Section Times	1:03.99 (0:08.30)	0:55.68 [8] (0:11.39)	0:44.29 [8] (0:11.36)	0:32.93 [8] (0:11.06)	0:21.88 [5] (0:10.73)	0:11.15 [2] (0:11.15)
Average Speed [km/h]	41.6	63.1	63.1	64.4	67.1	65.4
Top Speed [km/h]	59.7	63.9	63.8	66.0	68.1	67.6
Avg. Dist. to Rail [m]	3.0	0.3	0.7	1.5	2.0	1.1
Avg. Stride Freq. [Hz]	2.3	2.3	2.3	2.3	2.4	2.4
Avg. Stride Length [m]	5.7	7.6	7.8	7.8	7.8	7.8



[] Ranking at each section and finish
 -.-.- No data available at this section
 NA No data available

Horse/Jockey Name	Master Montaro/Aidan Holt
Finish Rank	3
Fastest Section Time (Section)	0:11.01 (400-200)
Top Speed [km/h] (Section)	66.4 (400-200)
Race State	Finished



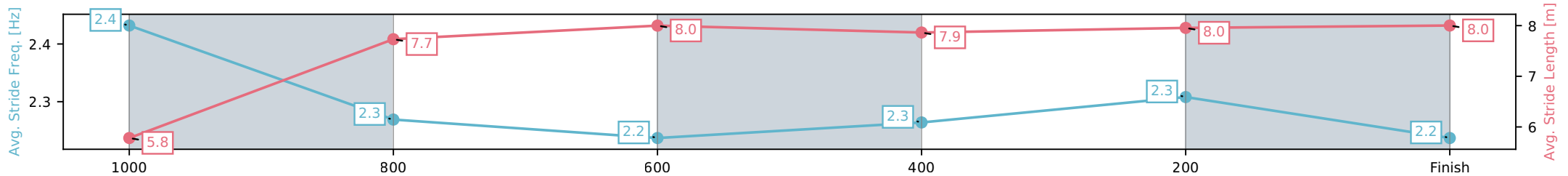
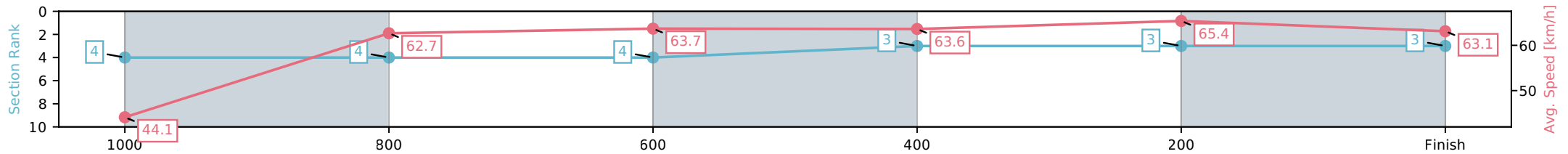
Mackay QLD --Professional-2026-04-17
 Race 5: LADBROKES BIG BETS COPY NOW OPEN Handicap
 - 1100m



17 April 2026 - 3:18PM

Track Rating: Good 4, Weather: Fine, Rail Position: True Entire Circuit

Section	L1100	L1000	L800	L600	L400	L200
Section Times	1:04.14 (0:07.82)	0:56.32 [4] (0:11.49)	0:44.83 [4] (0:11.24)	0:33.59 [3] (0:11.17)	0:22.42 [3] (0:11.01)	0:11.41 [3] (0:11.41)
Average Speed [km/h]	44.1	62.7	63.7	63.6	65.4	63.1
Top Speed [km/h]	60.4	63.7	64.5	64.9	66.4	65.2
Avg. Dist. to Rail [m]	5.6	0.9	1.3	1.9	2.1	3.0
Avg. Stride Freq. [Hz]	2.4	2.3	2.2	2.3	2.3	2.2
Avg. Stride Length [m]	5.8	7.7	8.0	7.9	8.0	8.0



[] Ranking at each section and finish
 -:-:- No data available at this section
 NA No data available

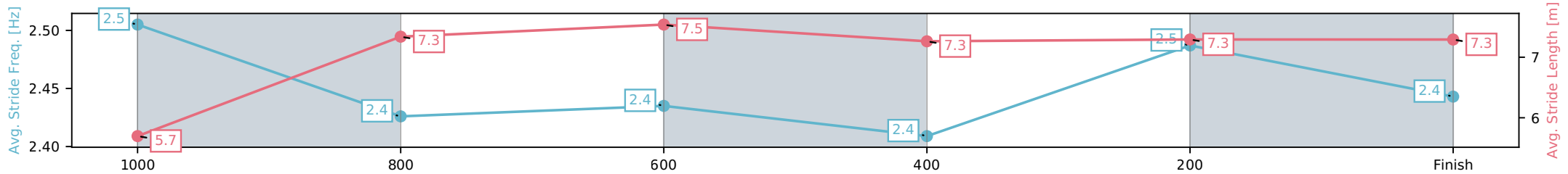
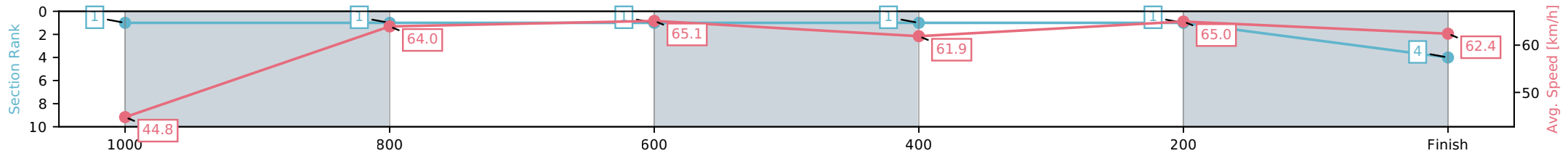
Horse/Jockey Name	Early Fusion/McKenzie Apel
Finish Rank	4
Fastest Section Time (Section)	0:10.97 (800-600)
Top Speed [km/h] (Section)	66.7 (800-600)
Race State	Finished



Mackay QLD --Professional-2026-04-17
 Race 5: LADBROKES BIG BETS COPY NOW OPEN Handicap - 1100m
 17 April 2026 - 3:18PM
 Track Rating: Good 4, Weather: Fine, Rail Position: True Entire Circuit



Section	L1100	L1000	L800	L600	L400	L200
Section Times	1:04.21 (0:07.71)	0:56.50 [1] (0:11.24)	0:45.26 [1] (0:10.97)	0:34.29 [1] (0:11.56)	0:22.73 [1] (0:11.10)	0:11.63 [4] (0:11.63)
Average Speed [km/h]	44.8	64.0	65.1	61.9	65.0	62.4
Top Speed [km/h]	61.2	65.6	66.7	65.3	65.8	65.0
Avg. Dist. to Rail [m]	2.9	0.8	1.7	1.2	1.3	2.3
Avg. Stride Freq. [Hz]	2.5	2.4	2.4	2.4	2.5	2.4
Avg. Stride Length [m]	5.7	7.3	7.5	7.3	7.3	7.3



[] Ranking at each section and finish
 -:-:- No data available at this section
 NA No data available

Horse/Jockey Name	Track Tale/Ryan Wiggins
Finish Rank	5
Fastest Section Time (Section)	0:10.98 (400-200)
Top Speed [km/h] (Section)	67.0 (400-200)
Race State	Finished



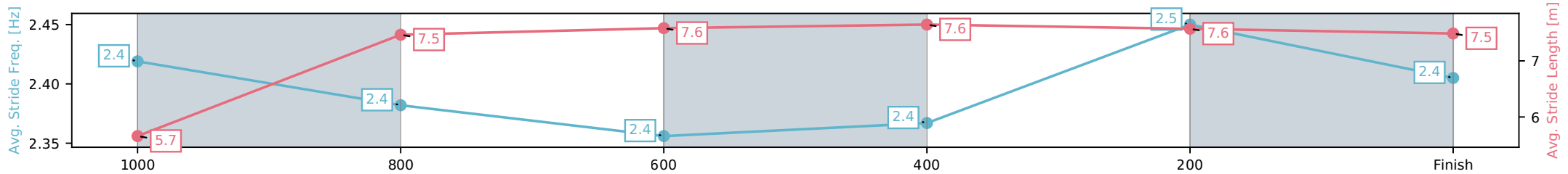
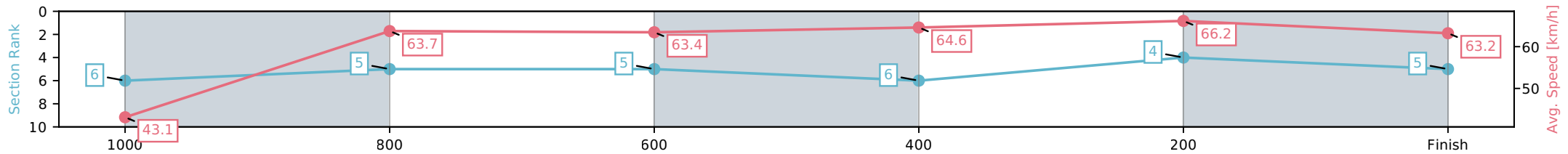
Mackay QLD --Professional-2026-04-17
 Race 5: LADBROKES BIG BETS COPY NOW OPEN Handicap
 - 1100m



17 April 2026 - 3:18PM

Track Rating: Good 4, Weather: Fine, Rail Position: True Entire Circuit

Section	L1100	L1000	L800	L600	L400	L200
Section Times	1:04.32 (0:08.00)	0:56.32 [5] (0:11.33)	0:44.99 [5] (0:11.34)	0:33.65 [6] (0:11.14)	0:22.52 [4] (0:10.98)	0:11.53 [5] (0:11.53)
Average Speed [km/h]	43.1	63.7	63.4	64.6	66.2	63.2
Top Speed [km/h]	60.4	65.0	64.0	66.0	67.0	65.8
Avg. Dist. to Rail [m]	4.9	1.3	0.5	1.1	5.4	5.2
Avg. Stride Freq. [Hz]	2.4	2.4	2.4	2.4	2.5	2.4
Avg. Stride Length [m]	5.7	7.5	7.6	7.6	7.6	7.5



[] Ranking at each section and finish
 -.-.- No data available at this section
 NA No data available

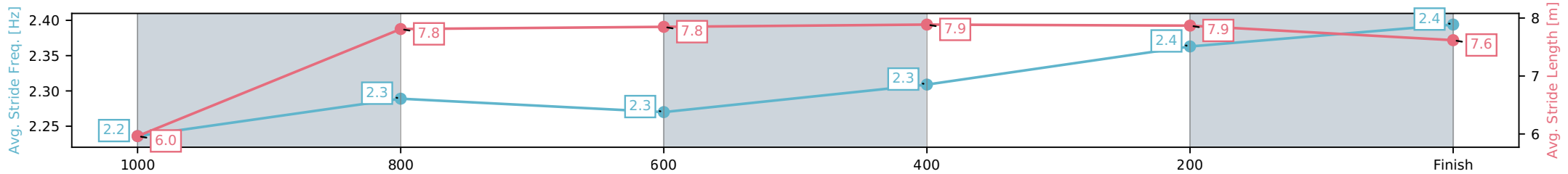
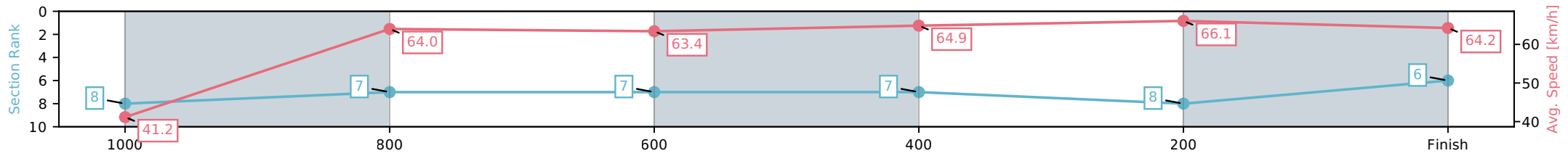
Horse/Jockey Name	Dealing's Done/Amie Meissner
Finish Rank	6
Fastest Section Time (Section)	0:10.97 (400-200)
Top Speed [km/h] (Section)	67.8 (400-200)
Race State	Finished



Mackay QLD --Professional-2026-04-17
 Race 5: LADBROKES BIG BETS COPY NOW OPEN Handicap - 1100m
 17 April 2026 - 3:18PM
 Track Rating: Good 4, Weather: Fine, Rail Position: True Entire Circuit



Section	L1100	L1000	L800	L600	L400	L200
Section Times	1:04.33 (0:08.41)	0:55.92 [7] (0:11.28)	0:44.64 [7] (0:11.32)	0:33.32 [7] (0:11.02)	0:22.31 [8] (0:10.97)	0:11.34 [6] (0:11.34)
Average Speed [km/h]	41.2	64.0	63.4	64.9	66.1	64.2
Top Speed [km/h]	60.4	65.1	65.0	66.0	67.8	65.7
Avg. Dist. to Rail [m]	5.6	1.2	0.7	1.3	5.0	6.5
Avg. Stride Freq. [Hz]	2.2	2.3	2.3	2.3	2.4	2.4
Avg. Stride Length [m]	6.0	7.8	7.8	7.9	7.9	7.6



[] Ranking at each section and finish
 -:-:- No data available at this section
 NA No data available

Horse/Jockey Name	Rubunkar/Tahlia Fenlon
Finish Rank	7
Fastest Section Time (Section)	0:11.01 (600-400)
Top Speed [km/h] (Section)	66.5 (600-400)
Race State	Finished



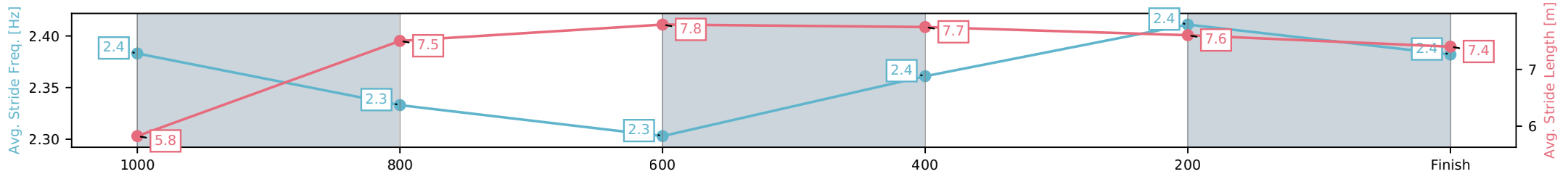
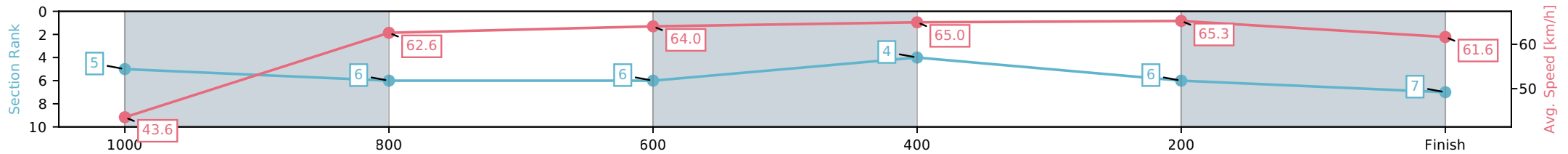
Mackay QLD --Professional-2026-04-17
 Race 5: LADBROKES BIG BETS COPY NOW OPEN Handicap
 - 1100m



17 April 2026 - 3:18PM

Track Rating: Good 4, Weather: Fine, Rail Position: True Entire Circuit

Section	L1100	L1000	L800	L600	L400	L200
Section Times	1:04.67 (0:07.90)	0:56.77 [6] (0:11.61)	0:45.16 [6] (0:11.22)	0:33.94 [4] (0:11.01)	0:22.92 [6] (0:11.10)	0:11.82 [7] (0:11.82)
Average Speed [km/h]	43.6	62.6	64.0	65.0	65.3	61.6
Top Speed [km/h]	59.8	63.6	65.2	66.5	65.8	64.7
Avg. Dist. to Rail [m]	8.5	3.0	1.1	1.5	4.5	5.3
Avg. Stride Freq. [Hz]	2.4	2.3	2.3	2.4	2.4	2.4
Avg. Stride Length [m]	5.8	7.5	7.8	7.7	7.6	7.4



[] Ranking at each section and finish
 -:-:- No data available at this section
 NA No data available

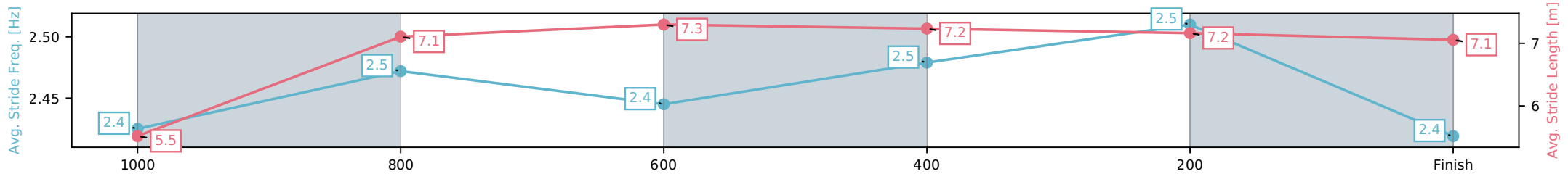
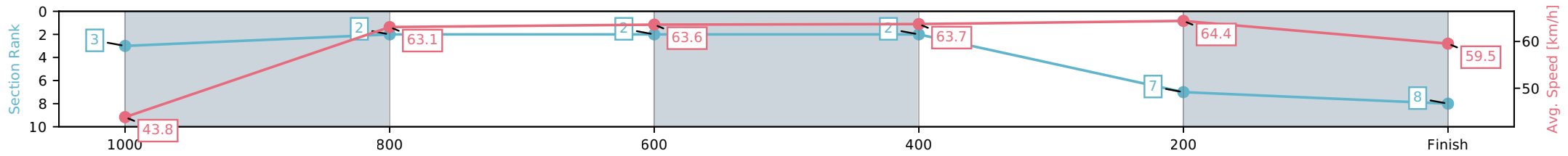
Horse/Jockey Name	Your Too Good/Samantha Pointon
Finish Rank	8
Fastest Section Time (Section)	0:11.15 (600-400)
Top Speed [km/h] (Section)	66.8 (400-200)
Race State	Finished



Mackay QLD --Professional-2026-04-17
 Race 5: LADBROKES BIG BETS COPY NOW OPEN Handicap - 1100m
 17 April 2026 - 3:18PM
 Track Rating: Good 4, Weather: Fine, Rail Position: True Entire Circuit



Section	L1100	L1000	L800	L600	L400	L200
Section Times	1:05.18 (0:07.82)	0:57.36 [2] (0:11.44)	0:45.92 [2] (0:11.28)	0:34.65 [2] (0:11.15)	0:23.49 [7] (0:11.19)	0:12.30 [8] (0:12.30)
Average Speed [km/h]	43.8	63.1	63.6	63.7	64.4	59.5
Top Speed [km/h]	60.1	64.4	64.7	64.5	66.8	63.0
Avg. Dist. to Rail [m]	2.5	0.3	0.8	1.6	1.7	2.2
Avg. Stride Freq. [Hz]	2.4	2.5	2.4	2.5	2.5	2.4
Avg. Stride Length [m]	5.5	7.1	7.3	7.2	7.2	7.1



[] Ranking at each section and finish
 -:-:- No data available at this section
 NA No data available

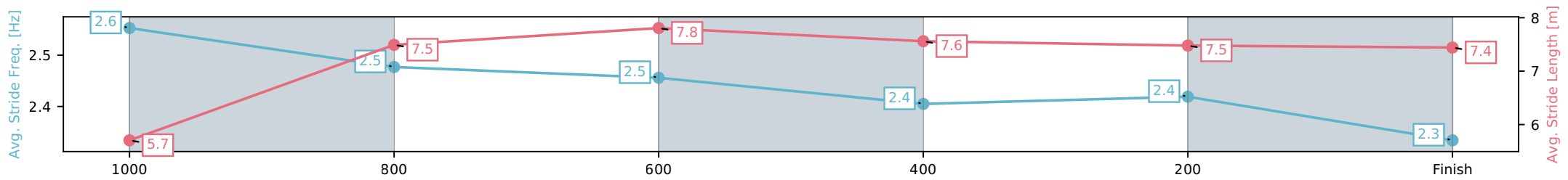
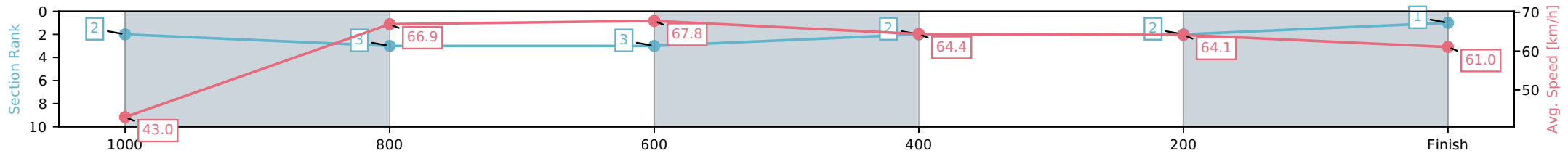
Horse/Jockey Name	Zaya/Tahlia Fenlon
Finish Rank	1
Fastest Section Time (Section)	0:10.61 (800-600)
Top Speed [km/h] (Section)	69.3 (800-600)
Race State	Finished



Mackay QLD --Professional-2026-04-17
 Race 6: LADBROKES ODDS SURGE Class 2 Handicap - 1100m
 17 April 2026 - 3:59PM
 Track Rating: Good 4, Weather: Fine, Rail Position: True Entire Circuit



Section	L1100	L1000	L800	L600	L400	L200
Section Times	1:03.88 (0:08.06)	0:55.82 [3] (0:10.88)	0:44.93 [3] (0:10.61)	0:34.32 [2] (0:11.22)	0:23.10 [2] (0:11.29)	0:11.81 [1] (0:11.81)
Average Speed [km/h]	43.0	66.9	67.8	64.4	64.1	61.0
Top Speed [km/h]	62.6	68.4	69.3	66.4	65.1	63.1
Avg. Dist. to Rail [m]	9.8	3.8	0.3	1.0	4.4	5.4
Avg. Stride Freq. [Hz]	2.6	2.5	2.5	2.4	2.4	2.3
Avg. Stride Length [m]	5.7	7.5	7.8	7.6	7.5	7.4



[] Ranking at each section and finish
 -.-.- No data available at this section
 NA No data available

Horse/Jockey Name	He's The One/Sean Cormack
Finish Rank	2
Fastest Section Time (Section)	0:10.75 (800-600)
Top Speed [km/h] (Section)	67.8 (800-600)
Race State	Finished



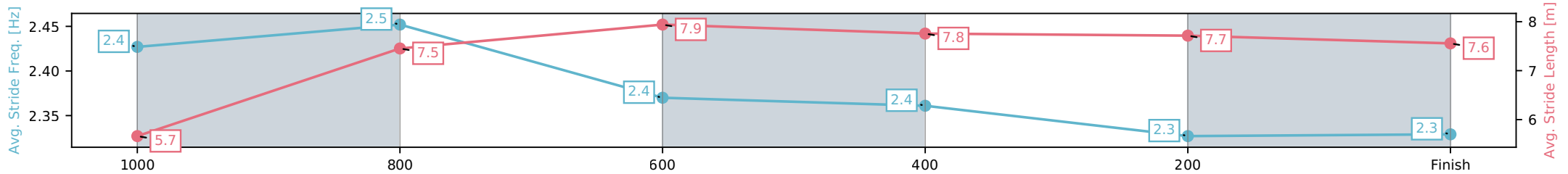
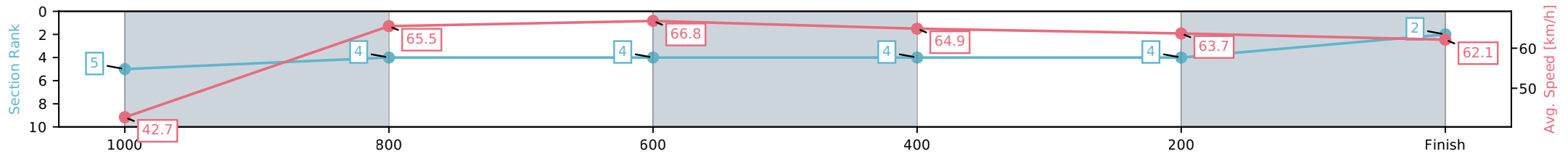
Mackay QLD --Professional-2026-04-17
 Race 6: LADBROKES ODDS SURGE Class 2 Handicap - 1100m



17 April 2026 - 3:59PM

Track Rating: Good 4, Weather: Fine, Rail Position: True Entire Circuit

Section	L1100	L1000	L800	L600	L400	L200
Section Times	1:03.90 (0:08.10)	0:55.80 [4] (0:11.01)	0:44.79 [4] (0:10.75)	0:34.04 [4] (0:11.10)	0:22.94 [4] (0:11.35)	0:11.59 [2] (0:11.59)
Average Speed [km/h]	42.7	65.5	66.8	64.9	63.7	62.1
Top Speed [km/h]	62.1	66.7	67.8	66.4	64.6	63.7
Avg. Dist. to Rail [m]	2.5	0.6	0.5	0.8	3.7	4.3
Avg. Stride Freq. [Hz]	2.4	2.5	2.4	2.4	2.3	2.3
Avg. Stride Length [m]	5.7	7.5	7.9	7.8	7.7	7.6



[] Ranking at each section and finish
 -:-:- No data available at this section
 NA No data available

Horse/Jockey Name	Our Missile/Adam Sewell
Finish Rank	3
Fastest Section Time (Section)	0:11.05 (1000-800)
Top Speed [km/h] (Section)	66.6 (1000-800)
Race State	Finished



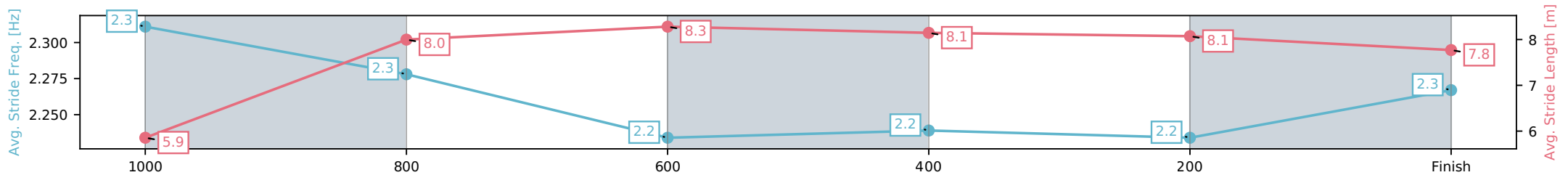
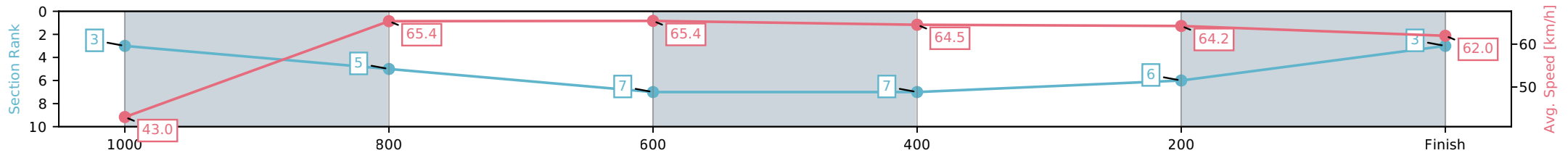
Mackay QLD --Professional-2026-04-17
 Race 6: LADBROKES ODDS SURGE Class 2 Handicap - 1100m

17 April 2026 - 3:59PM



Track Rating: Good 4, Weather: Fine, Rail Position: True Entire Circuit

Section	L1100	L1000	L800	L600	L400	L200
Section Times	1:04.17 (0:08.07)	0:56.10 [5] (0:11.05)	0:45.05 [7] (0:11.06)	0:33.99 [7] (0:11.19)	0:22.80 [6] (0:11.24)	0:11.56 [3] (0:11.56)
Average Speed [km/h]	43.0	65.4	65.4	64.5	64.2	62.0
Top Speed [km/h]	62.2	66.6	66.3	65.1	64.5	63.9
Avg. Dist. to Rail [m]	4.4	1.3	1.4	0.4	3.4	7.8
Avg. Stride Freq. [Hz]	2.3	2.3	2.2	2.2	2.2	2.3
Avg. Stride Length [m]	5.9	8.0	8.3	8.1	8.1	7.8



- [] Ranking at each section and finish
- :-:- No data available at this section
- NA No data available

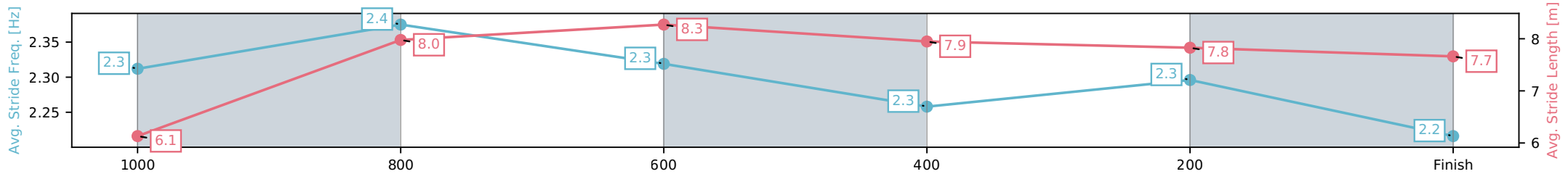
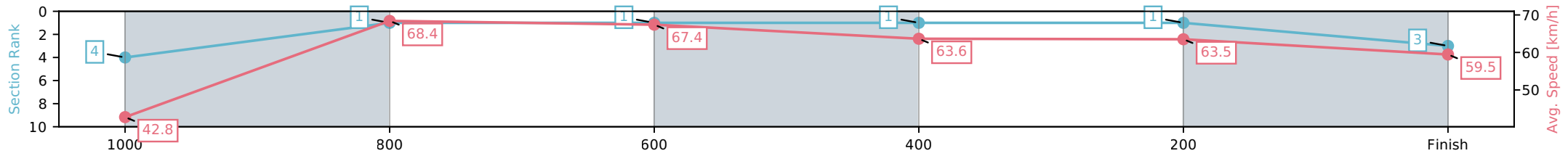
Horse/Jockey Name	I'm Stellar/Emma Bell
Finish Rank	4
Fastest Section Time (Section)	0:10.68 (1000-800)
Top Speed [km/h] (Section)	70.4 (1000-800)
Race State	Finished



Mackay QLD --Professional-2026-04-17
 Race 6: LADBROKES ODDS SURGE Class 2 Handicap - 1100m
 17 April 2026 - 3:59PM
 Track Rating: Good 4, Weather: Fine, Rail Position: True Entire Circuit



Section	L1100	L1000	L800	L600	L400	L200
Section Times	1:04.17 (0:08.09)	0:56.08 [1] (0:10.68)	0:45.40 [1] (0:10.68)	0:34.72 [1] (0:11.22)	0:23.50 [1] (0:11.36)	0:12.14 [3] (0:12.14)
Average Speed [km/h]	42.8	68.4	67.4	63.6	63.5	59.5
Top Speed [km/h]	63.2	70.4	70.0	64.3	64.2	62.8
Avg. Dist. to Rail [m]	9.9	4.7	1.4	1.1	2.4	1.8
Avg. Stride Freq. [Hz]	2.3	2.4	2.3	2.3	2.3	2.2
Avg. Stride Length [m]	6.1	8.0	8.3	7.9	7.8	7.7



[] Ranking at each section and finish
 -.-.- No data available at this section
 NA No data available

Horse/Jockey Name	Spirit Of Mac/Ryan Wiggins
Finish Rank	5
Fastest Section Time (Section)	0:10.68 (800-600)
Top Speed [km/h] (Section)	68.9 (800-600)
Race State	Finished



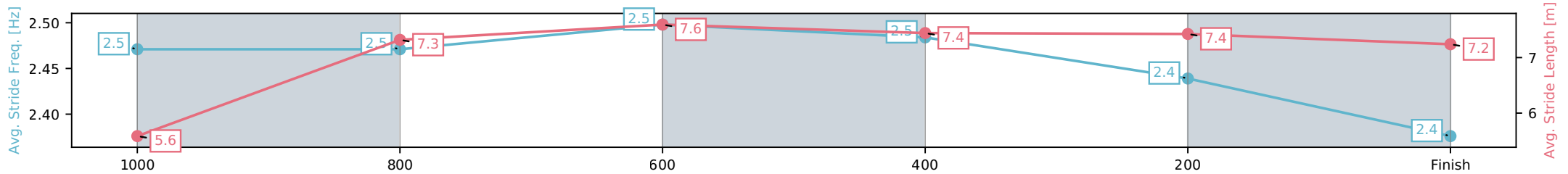
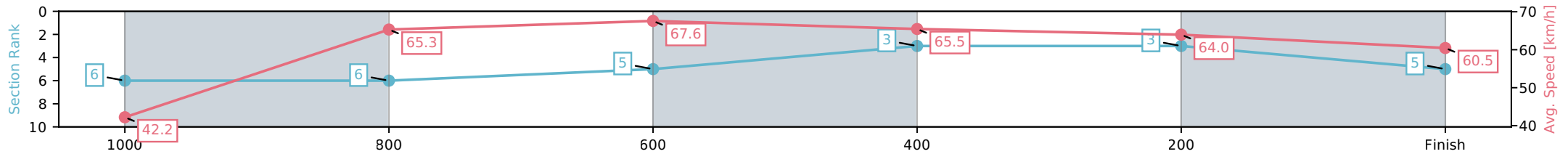
Mackay QLD --Professional-2026-04-17
 Race 6: LADBROKES ODDS SURGE Class 2 Handicap - 1100m



17 April 2026 - 3:59PM

Track Rating: Good 4, Weather: Fine, Rail Position: True Entire Circuit

Section	L1100	L1000	L800	L600	L400	L200
Section Times	1:04.18 (0:08.18)	0:56.00 [6] (0:11.10)	0:44.90 [5] (0:10.68)	0:34.22 [3] (0:10.94)	0:23.27 [3] (0:11.29)	0:11.98 [5] (0:11.98)
Average Speed [km/h]	42.2	65.3	67.6	65.5	64.0	60.5
Top Speed [km/h]	60.7	67.2	68.9	67.2	65.2	62.3
Avg. Dist. to Rail [m]	7.3	2.4	1.0	0.9	3.9	5.5
Avg. Stride Freq. [Hz]	2.5	2.5	2.5	2.5	2.4	2.4
Avg. Stride Length [m]	5.6	7.3	7.6	7.4	7.4	7.2



[] Ranking at each section and finish
 -:-:- No data available at this section
 NA No data available

Horse/Jockey Name	Ravenite/Amie Meissner
Finish Rank	6
Fastest Section Time (Section)	0:10.78 (800-600)
Top Speed [km/h] (Section)	68.1 (800-600)
Race State	Finished



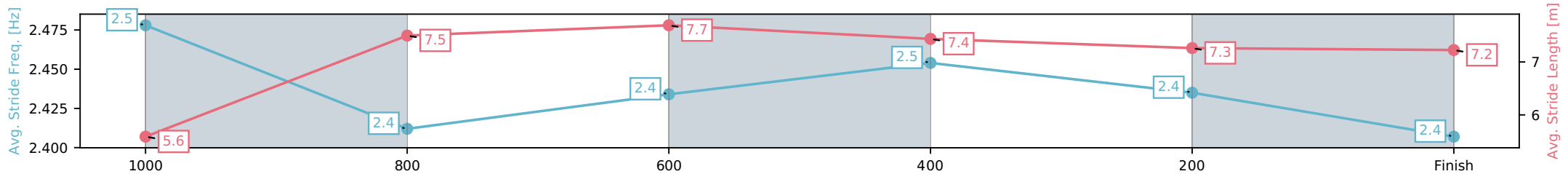
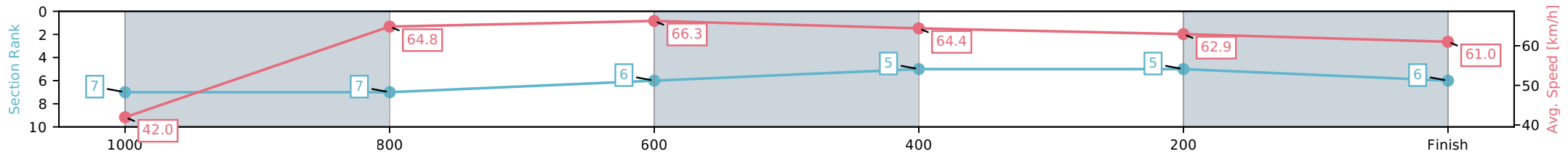
Mackay QLD --Professional-2026-04-17
 Race 6: LADBROKES ODDS SURGE Class 2 Handicap - 1100m

17 April 2026 - 3:59PM



Track Rating: Good 4, Weather: Fine, Rail Position: True Entire Circuit

Section	L1100	L1000	L800	L600	L400	L200
Section Times	1:04.31 (0:08.28)	0:56.03 [7] (0:11.12)	0:44.91 [6] (0:10.78)	0:34.14 [5] (0:10.88)	0:23.26 [5] (0:11.42)	0:11.84 [6] (0:11.84)
Average Speed [km/h]	42.0	64.8	66.3	64.4	62.9	61.0
Top Speed [km/h]	61.9	66.4	68.1	66.8	64.0	63.7
Avg. Dist. to Rail [m]	3.5	0.9	2.1	3.4	0.9	1.5
Avg. Stride Freq. [Hz]	2.5	2.4	2.4	2.5	2.4	2.4
Avg. Stride Length [m]	5.6	7.5	7.7	7.4	7.3	7.2



[] Ranking at each section and finish
 -:-:- No data available at this section
 NA No data available

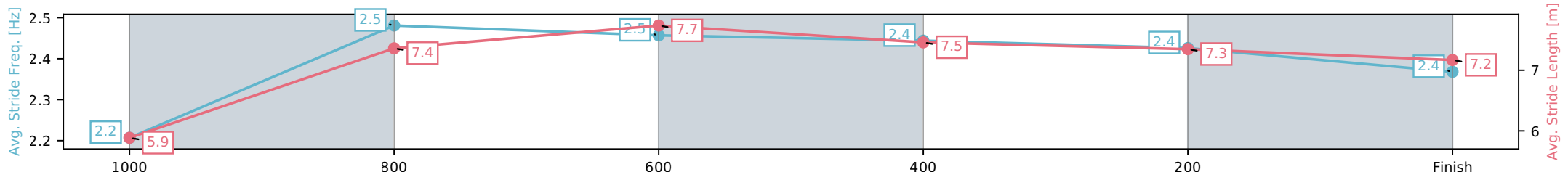
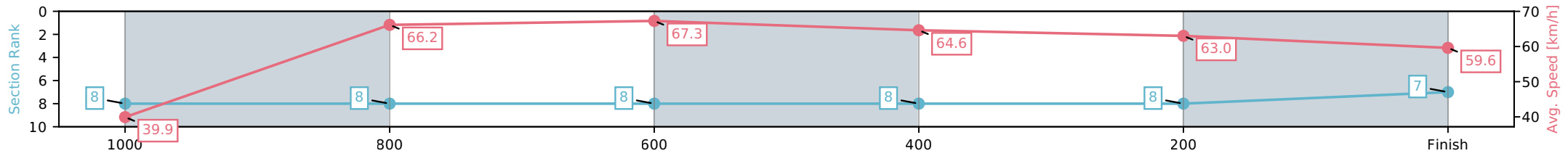
Horse/Jockey Name	Flyball/Natalea Summers
Finish Rank	7
Fastest Section Time (Section)	0:10.72 (800-600)
Top Speed [km/h] (Section)	68.2 (800-600)
Race State	Finished



Mackay QLD --Professional-2026-04-17
 Race 6: LADBROKES ODDS SURGE Class 2 Handicap - 1100m
 17 April 2026 - 3:59PM
 Track Rating: Good 4, Weather: Fine, Rail Position: True Entire Circuit



Section	L1100	L1000	L800	L600	L400	L200
Section Times	1:05.09 (0:08.73)	0:56.36 [8] (0:10.95)	0:45.42 [8] (0:10.72)	0:34.70 [8] (0:11.11)	0:23.59 [8] (0:11.47)	0:12.12 [7] (0:12.12)
Average Speed [km/h]	39.9	66.2	67.3	64.6	63.0	59.6
Top Speed [km/h]	59.8	68.0	68.2	65.7	64.3	64.4
Avg. Dist. to Rail [m]	4.2	2.0	0.8	0.5	3.2	4.1
Avg. Stride Freq. [Hz]	2.2	2.5	2.5	2.4	2.4	2.4
Avg. Stride Length [m]	5.9	7.4	7.7	7.5	7.3	7.2



[] Ranking at each section and finish
 -.-.- No data available at this section
 NA No data available

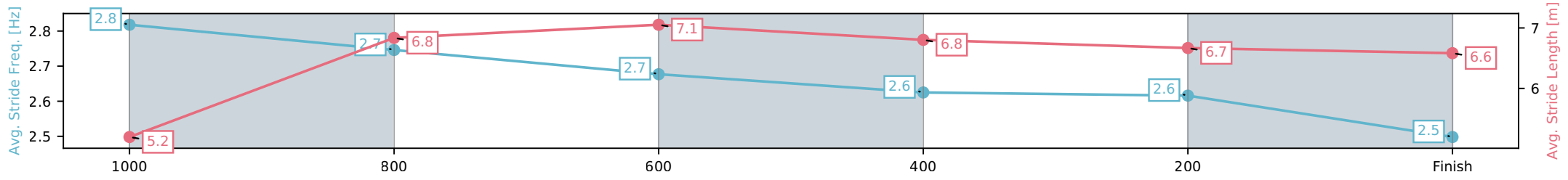
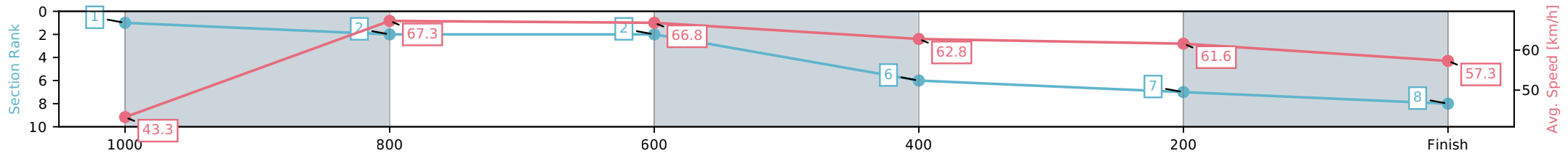
Horse/Jockey Name	Tenner/Chris Mclver
Finish Rank	8
Fastest Section Time (Section)	0:10.74 (1000-800)
Top Speed [km/h] (Section)	68.1 (1000-800)
Race State	Finished



Mackay QLD --Professional-2026-04-17
 Race 6: LADBROKES ODDS SURGE Class 2 Handicap - 1100m
 17 April 2026 - 3:59PM
 Track Rating: Good 4, Weather: Fine, Rail Position: True Entire Circuit



Section	L1100	L1000	L800	L600	L400	L200
Section Times	1:05.21 (0:08.05)	0:57.16 [2] (0:10.74)	0:46.43 [2] (0:10.76)	0:35.67 [6] (0:11.58)	0:24.09 [7] (0:11.72)	0:12.37 [8] (0:12.37)
Average Speed [km/h]	43.3	67.3	66.8	62.8	61.6	57.3
Top Speed [km/h]	63.6	68.1	67.8	64.7	62.4	60.5
Avg. Dist. to Rail [m]	5.5	1.2	0.3	1.5	1.6	2.7
Avg. Stride Freq. [Hz]	2.8	2.7	2.7	2.6	2.6	2.5
Avg. Stride Length [m]	5.2	6.8	7.1	6.8	6.7	6.6



[] Ranking at each section and finish
 -.-.- No data available at this section
 NA No data available



Mackay QLD

Race 7: BOOK FOR AMATEUR CUP SATURDAY 23RD MAY BENCHMARK 60 Handicap - 1200m

17 April 2026 - 4:34PM

Track Rating: Good 4, Weather: Fine, Rail Position: True Entire Circuit



MACKAY TURF CLUB

Ooralea Racecourse

Field Times (Race Tempo) 1:09.94 0:56.38 0:45.76 0:34.87 0:23.55 0:11.95
 (0:13.56) (0:10.62) (0:10.89) (0:11.32) (0:11.60) (0:11.95)

Rank	TAB#	Horse	Overall Time	First 400m	Top Speed km/h (Section)	L1200	L1000	L800	L600	L400	L200		
	(BAR#)	Jockey	Margin (DT-W)	Last 600m	Fastest Section (Time)	Start - 1000	1000 - 800	800 - 600	600 - 400	400 - 200	200 - Finish		
1	5	Upstart Legend	1:09.94	0:24.50	67.4 (1000-800)	1:09.94	0:56.26 [3]	0:45.44 [4]	0:34.53 [4]	0:23.39 [2]	0:11.95 [1]		
	(1)	Adam Sewell		0:34.53	1000-800 (0:10.82)	(0:13.68)	(0:10.82)	(0:10.92)	(0:11.14)	(0:11.44)	(0:11.95)		
2	10	Crimson Decipher	1:10.45	0:24.74	67.7 (800-600)	1:10.45	0:56.58 [6]	0:45.71 [6]	0:34.72 [6]	0:23.44 [6]	0:12.01 [4]		
	(2)	McKenzie Apel	3.0L (+1)	0:34.72	1000-800 (0:10.87)	(0:13.87)	(0:10.87)	(0:10.99)	(0:11.28)	(0:11.43)	(0:12.01)		
3	1	Answering	1:10.51	0:24.57	67.7 (1000-800)	1:10.51	0:56.73 [5]	0:45.94 [5]	0:34.87 [5]	0:23.65 [3]	0:12.24 [3]		
	(3)	Sean Cormack	3.4L (-1)	0:34.87	1000-800 (0:10.79)	(0:13.78)	(0:10.79)	(0:11.07)	(0:11.22)	(0:11.41)	(0:12.24)		
4	2	Better Be Ready	1:10.87	0:24.18	68.1 (1000-800)	1:10.87	0:57.31 [1]	0:46.69 [1]	0:35.80 [1]	0:24.48 [1]	0:12.79 [2]		
	(5)	Aidan Holt	5.5L (+1)	0:35.79	1000-800 (0:10.62)	(0:13.56)	(0:10.62)	(0:10.89)	(0:11.32)	(0:11.68)	(0:12.79)		
5	9	Top Honours	1:11.05	0:24.87	68.6 (1000-800)	1:11.05	0:56.93 [7]	0:46.19 [7]	0:35.29 [7]	0:24.00 [7]	0:12.32 [5]		
	(4)	Chelsea Jokic	6.5L (+4)	0:35.29	1000-800 (0:10.75)	(0:14.12)	(0:10.75)	(0:10.90)	(0:11.28)	(0:11.69)	(0:12.32)		
6	4	Kickatinalong	1:11.10	0:24.23	69.1 (1000-800)	1:11.10	0:57.46 [2]	0:46.87 [2]	0:35.74 [3]	0:24.23 [4]	0:12.36 [6]		
	(7)	Nikki Olzard	6.8L (+5)	0:35.75	1000-800 (0:10.59)	(0:13.64)	(0:10.59)	(0:11.12)	(0:11.52)	(0:11.87)	(0:12.36)		
7	7	Rich Divinity	1:11.76	0:24.46	68.9 (1000-800)	1:11.76	0:58.06 [4]	0:47.30 [3]	0:36.42 [2]	0:24.87 [5]	0:13.01 [7]		
	(6)	Amie Meissner	10.7L (+2)	0:36.41	1000-800 (0:10.76)	(0:13.70)	(0:10.76)	(0:10.88)	(0:11.54)	(0:11.86)	(0:13.01)		

Scratched: Determination (#3), Outback Step (#6), Rum Rumble (#8), The Kobay Train (#11)

Report Created: Fri 17 April 2026

(Note: Races are conducted over an approximate distance as close as possible to the advertised distance, and recorded data may vary accordingly. Official times refer to race times only and do not include handicap times.)

[] Position in running at each section and finish TAB# Saddle cloth number

-:--:-- No data available at this section

NA No data available

DNT Did not track

BAR# Barrier/Gate Position

DNF Did not finish

DT-W Distance travelled compared to winner in metres

[] Fastest split

[■] Fastest section

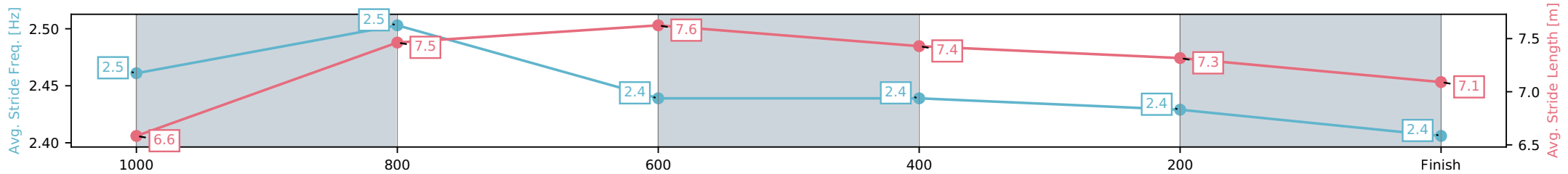
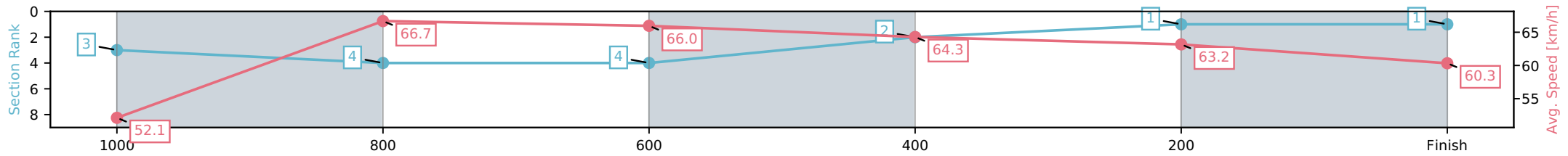
Horse/Jockey Name	Upstart Legend/Adam Sewell
Finish Rank	1
Fastest Section Time (Section)	0:10.82 (1000-800)
Top Speed [km/h] (Section)	67.4 (1000-800)
Race State	Finished



Mackay QLD --Professional-2026-04-17
 Race 7: BOOK FOR AMATEUR CUP SATURDAY 23RD MAY
 BENCHMARK 60 Handicap - 1200m
 17 April 2026 - 4:34PM
 Track Rating: Good 4, Weather: Fine, Rail Position: True Entire Circuit



Section	L1200	L1000	L800	L600	L400	L200
Section Times	1:09.94 (0:13.68)	0:56.26 [4] (0:10.82)	0:45.44 [4] (0:10.92)	0:34.53 [2] (0:11.14)	0:23.39 [1] (0:11.44)	0:11.95 [1] (0:11.95)
Average Speed [km/h]	52.1	66.7	66.0	64.3	63.2	60.3
Top Speed [km/h]	65.7	67.4	67.2	65.7	63.8	62.7
Avg. Dist. to Rail [m]	1.4	0.7	0.9	1.2	1.7	3.1
Avg. Stride Freq. [Hz]	2.5	2.5	2.4	2.4	2.4	2.4
Avg. Stride Length [m]	6.6	7.5	7.6	7.4	7.3	7.1



[] Ranking at each section and finish
 -.-.- No data available at this section
 NA No data available

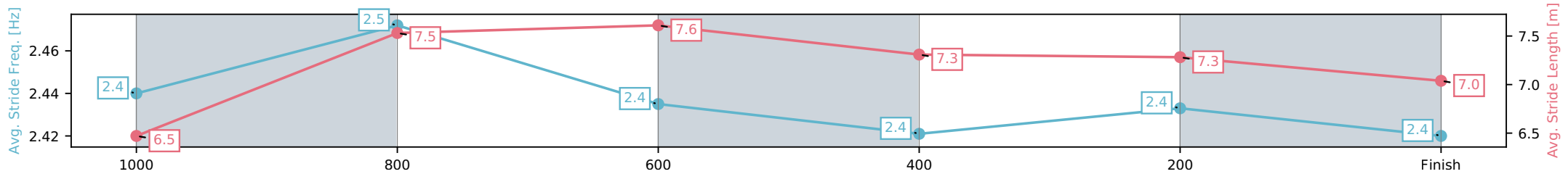
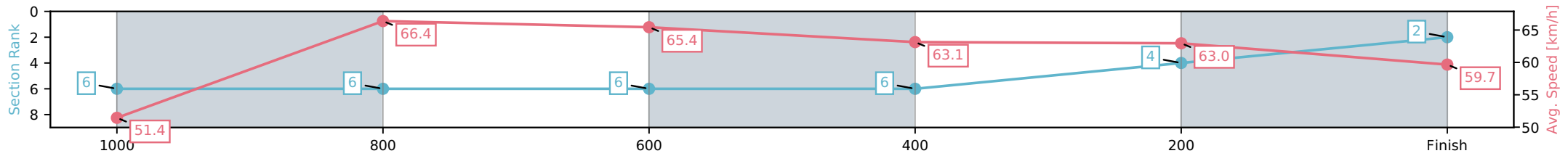
Horse/Jockey Name	Crimson Decipher/McKenzie Apel
Finish Rank	2
Fastest Section Time (Section)	0:10.87 (1000-800)
Top Speed [km/h] (Section)	67.7 (800-600)
Race State	Finished



Mackay QLD --Professional-2026-04-17
 Race 7: BOOK FOR AMATEUR CUP SATURDAY 23RD MAY
 BENCHMARK 60 Handicap - 1200m
 17 April 2026 - 4:34PM
 Track Rating: Good 4, Weather: Fine, Rail Position: True Entire Circuit



Section	L1200	L1000	L800	L600	L400	L200
Section Times	1:10.45 (0:13.87)	0:56.58 [6] (0:10.87)	0:45.71 [6] (0:10.99)	0:34.72 [6] (0:11.28)	0:23.44 [4] (0:11.43)	0:12.01 [2] (0:12.01)
Average Speed [km/h]	51.4	66.4	65.4	63.1	63.0	59.7
Top Speed [km/h]	66.4	66.9	67.7	64.4	63.9	63.0
Avg. Dist. to Rail [m]	2.0	1.2	0.5	1.4	1.6	7.0
Avg. Stride Freq. [Hz]	2.4	2.5	2.4	2.4	2.4	2.4
Avg. Stride Length [m]	6.5	7.5	7.6	7.3	7.3	7.0



[] Ranking at each section and finish
 -.-.- No data available at this section
 NA No data available

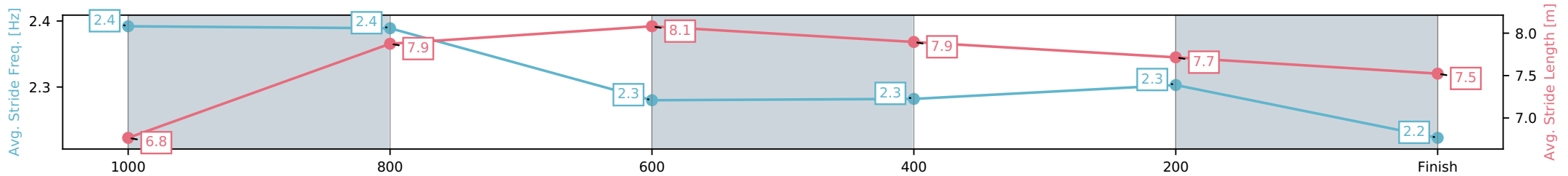
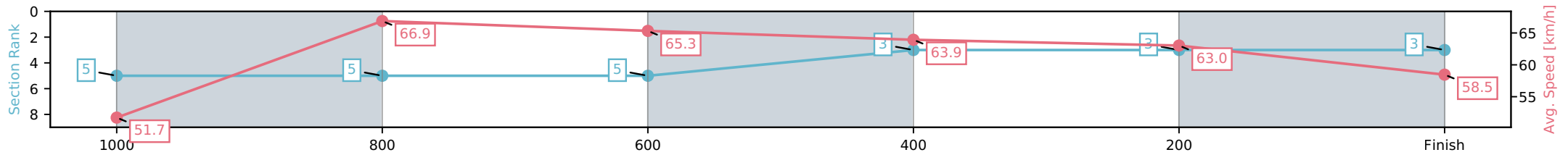
Horse/Jockey Name	Answering/Sean Cormack
Finish Rank	3
Fastest Section Time (Section)	0:10.79 (1000-800)
Top Speed [km/h] (Section)	67.7 (1000-800)
Race State	Finished



Mackay QLD --Professional-2026-04-17
 Race 7: BOOK FOR AMATEUR CUP SATURDAY 23RD MAY
 BENCHMARK 60 Handicap - 1200m
 17 April 2026 - 4:34PM
 Track Rating: Good 4, Weather: Fine, Rail Position: True Entire Circuit



Section	L1200	L1000	L800	L600	L400	L200
Section Times	1:10.51 (0:13.78)	0:56.73 [5] (0:10.79)	0:45.94 [5] (0:11.07)	0:34.87 [3] (0:11.22)	0:23.65 [3] (0:11.41)	0:12.24 [3] (0:12.24)
Average Speed [km/h]	51.7	66.9	65.3	63.9	63.0	58.5
Top Speed [km/h]	67.3	67.7	66.4	64.6	63.6	61.9
Avg. Dist. to Rail [m]	1.4	0.8	1.6	0.5	1.5	3.5
Avg. Stride Freq. [Hz]	2.4	2.4	2.3	2.3	2.3	2.2
Avg. Stride Length [m]	6.8	7.9	8.1	7.9	7.7	7.5



[] Ranking at each section and finish
 -.-.- No data available at this section
 NA No data available

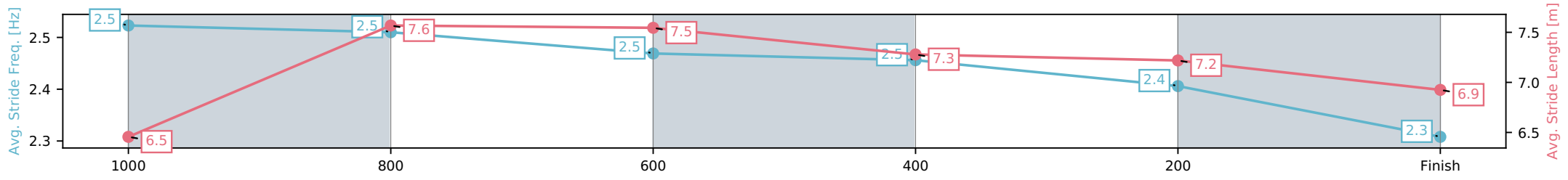
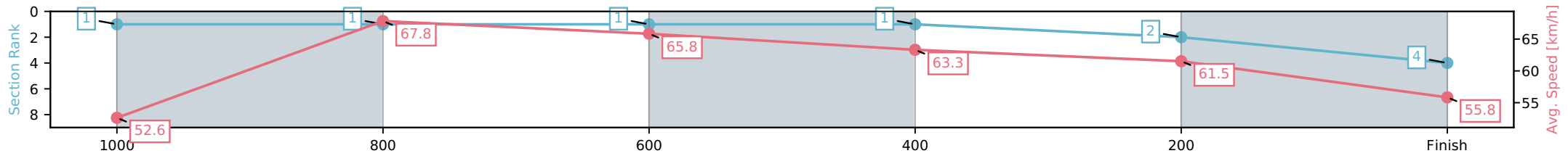
Horse/Jockey Name	Better Be Ready/Aidan Holt
Finish Rank	4
Fastest Section Time (Section)	0:10.62 (1000-800)
Top Speed [km/h] (Section)	68.1 (1000-800)
Race State	Finished



Mackay QLD --Professional-2026-04-17
 Race 7: BOOK FOR AMATEUR CUP SATURDAY 23RD MAY
 BENCHMARK 60 Handicap - 1200m
 17 April 2026 - 4:34PM
 Track Rating: Good 4, Weather: Fine, Rail Position: True Entire Circuit



Section	L1200	L1000	L800	L600	L400	L200
Section Times	1:10.87 (0:13.56)	0:57.31 [1] (0:10.62)	0:46.69 [1] (0:10.89)	0:35.80 [1] (0:11.32)	0:24.48 [2] (0:11.68)	0:12.79 [4] (0:12.79)
Average Speed [km/h]	52.6	67.8	65.8	63.3	61.5	55.8
Top Speed [km/h]	66.8	68.1	67.6	64.1	63.0	59.2
Avg. Dist. to Rail [m]	3.4	0.6	0.7	0.6	0.4	0.7
Avg. Stride Freq. [Hz]	2.5	2.5	2.5	2.5	2.4	2.3
Avg. Stride Length [m]	6.5	7.6	7.5	7.3	7.2	6.9



[] Ranking at each section and finish
 -.-.- No data available at this section
 NA No data available

Horse/Jockey Name	Top Honours/Chelsea Jokic
Finish Rank	5
Fastest Section Time (Section)	0:10.75 (1000-800)
Top Speed [km/h] (Section)	68.6 (1000-800)
Race State	Finished



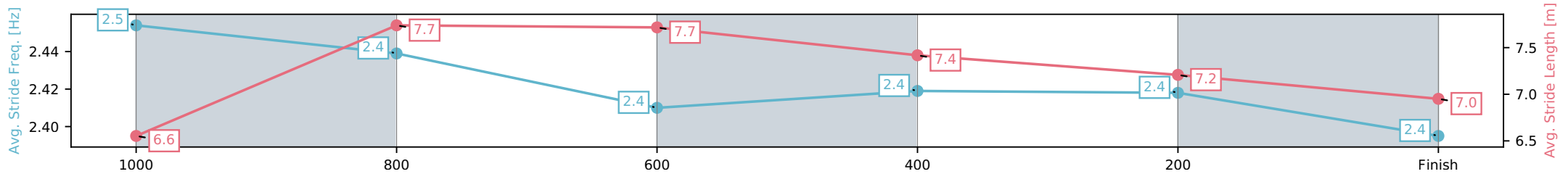
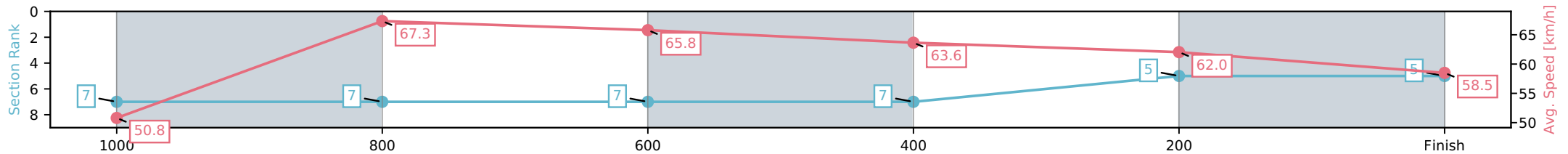
Mackay QLD --Professional-2026-04-17
 Race 7: BOOK FOR AMATEUR CUP SATURDAY 23RD MAY
 BENCHMARK 60 Handicap - 1200m



17 April 2026 - 4:34PM

Track Rating: Good 4, Weather: Fine, Rail Position: True Entire Circuit

Section	L1200	L1000	L800	L600	L400	L200
Section Times	1:11.05 (0:14.12)	0:56.93 [7] (0:10.75)	0:46.19 [7] (0:10.90)	0:35.29 [7] (0:11.28)	0:24.00 [5] (0:11.69)	0:12.32 [5] (0:12.32)
Average Speed [km/h]	50.8	67.3	65.8	63.6	62.0	58.5
Top Speed [km/h]	67.1	68.6	67.7	64.4	63.1	62.2
Avg. Dist. to Rail [m]	2.8	1.6	0.9	1.2	5.8	10.5
Avg. Stride Freq. [Hz]	2.5	2.4	2.4	2.4	2.4	2.4
Avg. Stride Length [m]	6.6	7.7	7.7	7.4	7.2	7.0



[] Ranking at each section and finish
 -.-.- No data available at this section
 NA No data available

Horse/Jockey Name	Kickatinalong/Nikki Olzard
Finish Rank	6
Fastest Section Time (Section)	0:10.59 (1000-800)
Top Speed [km/h] (Section)	69.1 (1000-800)
Race State	Finished



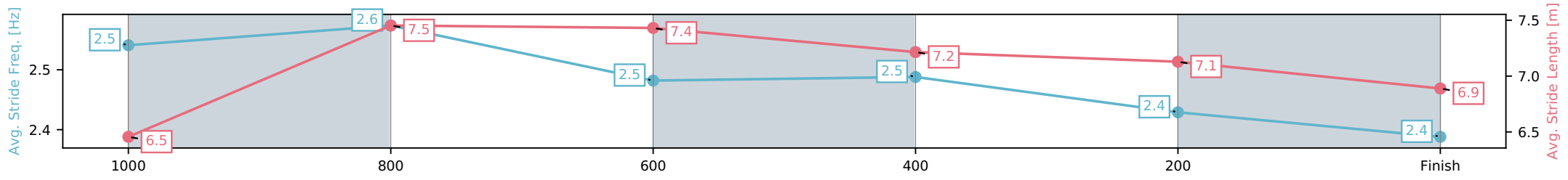
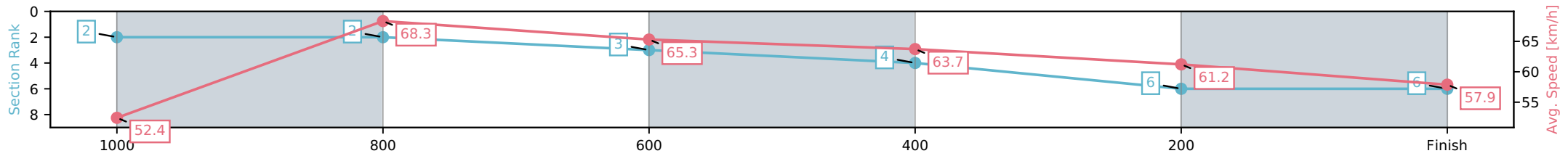
Mackay QLD --Professional-2026-04-17
 Race 7: BOOK FOR AMATEUR CUP SATURDAY 23RD MAY
 BENCHMARK 60 Handicap - 1200m



17 April 2026 - 4:34PM

Track Rating: Good 4, Weather: Fine, Rail Position: True Entire Circuit

Section	L1200	L1000	L800	L600	L400	L200
Section Times	1:11.10 (0:13.64)	0:57.46 [2] (0:10.59)	0:46.87 [3] (0:11.12)	0:35.74 [4] (0:11.52)	0:24.23 [6] (0:11.87)	0:12.36 [6] (0:12.36)
Average Speed [km/h]	52.4	68.3	65.3	63.7	61.2	57.9
Top Speed [km/h]	68.3	69.1	67.0	64.3	63.0	60.3
Avg. Dist. to Rail [m]	4.2	1.5	2.8	2.6	5.6	9.6
Avg. Stride Freq. [Hz]	2.5	2.6	2.5	2.5	2.4	2.4
Avg. Stride Length [m]	6.5	7.5	7.4	7.2	7.1	6.9



[] Ranking at each section and finish
 -:-:- No data available at this section
 NA No data available

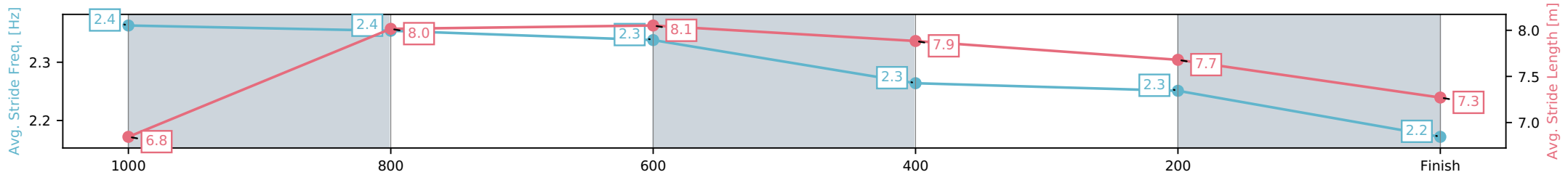
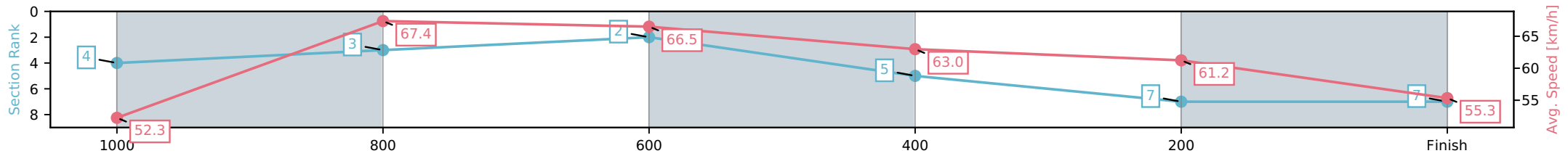
Horse/Jockey Name	Rich Divinity/Amie Meissner
Finish Rank	7
Fastest Section Time (Section)	0:10.76 (1000-800)
Top Speed [km/h] (Section)	68.9 (1000-800)
Race State	Finished



Mackay QLD --Professional-2026-04-17
 Race 7: BOOK FOR AMATEUR CUP SATURDAY 23RD MAY
 BENCHMARK 60 Handicap - 1200m
 17 April 2026 - 4:34PM
 Track Rating: Good 4, Weather: Fine, Rail Position: True Entire Circuit



Section	L1200	L1000	L800	L600	L400	L200
Section Times	1:11.76 (0:13.70)	0:58.06 [3] (0:10.76)	0:47.30 [2] (0:10.88)	0:36.42 [5] (0:11.54)	0:24.87 [7] (0:11.86)	0:13.01 [7] (0:13.01)
Average Speed [km/h]	52.3	67.4	66.5	63.0	61.2	55.3
Top Speed [km/h]	67.0	68.9	67.7	64.4	61.8	58.7
Avg. Dist. to Rail [m]	3.6	2.2	1.6	1.4	3.9	2.6
Avg. Stride Freq. [Hz]	2.4	2.4	2.3	2.3	2.3	2.2
Avg. Stride Length [m]	6.8	8.0	8.1	7.9	7.7	7.3



[] Ranking at each section and finish
 -:-:- No data available at this section
 NA No data available



Mackay QLD

Race 8: RACING AGAIN FRIDAY 1ST MAY BENCHMARK 55 Handicap - 1560m

17 April 2026 - 5:13PM

Track Rating: Good 4, Weather: Fine, Rail Position: True Entire Circuit



MACKAY TURF CLUB

Ooralea Racecourse

Field Times (Race Tempo) 1:34.07 (0:11.30) 1:22.77 (0:11.08) 1:11.69 (0:11.53) 1:00.16 (0:12.04) 0:48.12 (0:12.10) 0:36.02 (0:12.04) 0:23.98 (0:11.81) 0:12.17 (0:12.17)

Rank	TAB#	Horse	Overall Time	First 400m	Top Speed km/h (Section)	L1560	L1400	L1200	L1000	L800	L600	L400	L200
	(BAR#)	Jockey	Margin (DT-W)	Last 600m	Fastest Section (Time)	Start - 1400	1400 - 1200	1200 - 1000	1000 - 800	800 - 600	600 - 400	400 - 200	200 - Finish
1	9	Turn Me Royale	1:34.07	0:26.13	64.1 (1400-1200)	1:34.07	1:21.77 [10]	1:10.20 [10]	0:58.79 [9]	0:47.07 [9]	0:35.31 [8]	0:23.72 [2]	0:12.17 [1]
	(11)	Ashley Butler		0:35.31	1200-1000 (0:11.42)	(0:12.30)	(0:11.56)	(0:11.42)	(0:11.72)	(0:11.75)	(0:11.60)	(0:11.54)	(0:12.17)
2	14	Masali Raffa	1:34.15	0:25.25	64.7 (1400-1200)	1:34.15	1:22.56 [4]	1:11.16 [3]	0:59.68 [3]	0:47.98 [2]	0:35.98 [2]	0:24.06 [1]	0:12.17 [2]
	(2)	Tahlia Fenlon	0.5L (-8)	0:35.97	1400-1200 (0:11.40)	(0:11.59)	(0:11.40)	(0:11.49)	(0:11.70)	(0:12.00)	(0:11.91)	(0:11.89)	(0:12.17)
3	11	Four Leaf Wonder	1:34.27	0:25.80	64.3 (1400-1200)	1:34.27	1:22.36 [7]	1:10.77 [7]	0:59.20 [7]	0:47.42 [7]	0:35.59 [7]	0:23.60 [8]	0:11.90 [5]
	(5)	Raul Silvera Olivera	1.2L (-6)	0:35.58	1200-1000 (0:11.56)	(0:11.91)	(0:11.60)	(0:11.56)	(0:11.79)	(0:11.83)	(0:11.99)	(0:11.69)	(0:11.90)
4	1	Gregarious	1:34.37	0:25.56	64.5 (1400-1200)	1:34.37	1:22.71 [5]	1:11.16 [6]	0:59.55 [6]	0:47.69 [6]	0:35.84 [6]	0:23.89 [7]	0:12.13 [3]
	(1)	Emma Bell	1.8L (-9)	0:35.84	1400-1200 (0:11.56)	(0:11.66)	(0:11.56)	(0:11.60)	(0:11.86)	(0:11.85)	(0:11.95)	(0:11.76)	(0:12.13)
5	8	Boom Crusher	1:34.41	0:25.86	63.6 (1400-1200)	1:34.41	1:22.46 [8]	1:10.88 [8]	0:59.34 [8]	0:47.48 [8]	0:35.62 [9]	0:23.63 [9]	0:11.94 [9]
	(4)	Sean Cormack	2.0L (-6)	0:35.62	1200-1000 (0:11.53)	(0:11.95)	(0:11.58)	(0:11.53)	(0:11.86)	(0:11.86)	(0:11.99)	(0:11.69)	(0:11.94)
6	12	Remlap Kava	1:34.57	0:25.48	66.2 (1400-1200)	1:34.57	1:22.90 [6]	1:11.40 [5]	0:59.89 [4]	0:48.06 [4]	0:36.25 [4]	0:24.20 [3]	0:12.27 [4]
	(6)	Samantha Pointon	3.0L (+0)	0:36.24	1400-1200 (0:11.50)	(0:11.67)	(0:11.50)	(0:11.52)	(0:11.83)	(0:11.81)	(0:12.05)	(0:11.92)	(0:12.27)
7	3	Fifty Five Mustang	1:34.83	0:26.44	64.5 (400-200)	1:34.83	1:22.45 [11]	1:10.77 [11]	0:59.12 [11]	0:47.40 [11]	0:35.70 [10]	0:24.01 [10]	0:12.44 [6]
	(3)	Wanderson D'Avila	4.5L (-5)	0:35.70	400-200 (0:11.57)	(0:12.38)	(0:11.68)	(0:11.65)	(0:11.72)	(0:11.69)	(0:11.69)	(0:11.57)	(0:12.44)
8	13	Spirit Talker	1:34.87	0:25.00	67.3 (1400-1200)	1:34.87	1:23.57 [1]	1:12.14 [2]	1:00.60 [2]	0:48.65 [3]	0:36.58 [3]	0:24.42 [6]	0:12.40 [8]
	(8)	Chris McIver	4.7L (-8)	0:36.57	1400-1200 (0:11.43)	(0:11.30)	(0:11.43)	(0:11.54)	(0:11.95)	(0:12.08)	(0:12.16)	(0:12.01)	(0:12.40)
9	5	Diasonic	1:34.95	0:25.44	63.6 (1560 - 1400)	1:34.95	1:23.51 [3]	1:11.86 [4]	1:00.17 [5]	0:48.39 [5]	0:36.53 [5]	0:24.50 [5]	0:12.53 [7]
	(7)	Adam Sewell	5.2L (-5)	0:36.53	1400-1200 (0:11.65)	(0:11.44)	(0:11.65)	(0:11.69)	(0:11.78)	(0:11.86)	(0:12.03)	(0:11.97)	(0:12.53)
10	4	Mordecai	1:35.00	0:26.02	63.6 (1400-1200)	1:35.00	1:22.82 [9]	1:11.29 [9]	0:59.64 [10]	0:47.76 [10]	0:35.85 [11]	0:24.01 [11]	0:11.94 [10]
	(9)	Amie Meissner	5.5L (+5)	0:35.85	1400-1200 (0:11.53)	(0:12.18)	(0:11.53)	(0:11.65)	(0:11.88)	(0:11.92)	(0:11.84)	(0:12.07)	(0:11.94)

Scratched: Cash Artist (#2), Kayleen's Profit (#6), Our Heart Throb (#7)

Report Created: Fri 17 April 2026

(Note: Races are conducted over an approximate distance as close as possible to the advertised distance, and recorded data may vary accordingly. Official times refer to race times only and do not include handicap times.)

[] Position in running at each section and finish TAB# Saddle cloth number

Fastest split

-:--:-- No data available at this section

BAR# Barrier/Gate Position

Fastest section

NA No data available

DNF Did not finish

DNT Did not track

DT-W Distance travelled compared to winner in metres



Mackay QLD

Race 8: RACING AGAIN FRIDAY 1ST MAY BENCHMARK 55 Handicap - 1560m
17 April 2026 - 5:13PM

Track Rating: Good 4, Weather: Fine, Rail Position: True Entire Circuit



MACKAY TURF CLUB

Ooralea Racecourse

Field Times (Race Tempo) 1:34.07 (0:11.30) 1:22.77 (0:11.08) 1:11.69 (0:11.53) 1:00.16 (0:12.04) 0:48.12 (0:12.10) 0:36.02 (0:12.04) 0:23.98 (0:11.81) 0:12.17 (0:12.17)

Rank	TAB#	Horse	Overall Time	First 400m	Top Speed km/h (Section)	L1560	L1400	L1200	L1000	L800	L600	L400	L200
	(BAR#)	Jockey	Margin (DT-W)	Last 600m	Fastest Section (Time)	Start - 1400	1400 - 1200	1200 - 1000	1000 - 800	800 - 600	600 - 400	400 - 200	200 - Finish
11	10	Dubawi's Girl	1:39.16	0:24.60	67.5 (1400-1200)	1:39.16	1:27.84 [2]	1:16.78 [1]	1:05.25 [1]	0:53.21 [1]	0:41.11 [1]	0:28.78 [4]	0:15.61 [11]
	(10)	Chelsea Jokic	29.9L (-7)	0:41.11	1400-1200 (0:11.06)	(0:11.32)	(0:11.06)	(0:11.53)	(0:12.04)	(0:12.10)	(0:12.33)	(0:13.17)	(0:15.61)

Scratched: Cash Artist (#2), Kayleen's Profit (#6), Our Heart Throb (#7)

Report Created: Fri 17 April 2026

(Note: Races are conducted over an approximate distance as close as possible to the advertised distance, and recorded data may vary accordingly. Official times refer to race times only and do not include handicap times.)

[] Position in running at each section and finish TAB# Saddle cloth number

-:--:-- No data available at this section

NA No data available

DNT Did not track

BAR# Barrier/Gate Position

DNF Did not finish

DT-W Distance travelled compared to winner in metres

Fastest split

Fastest section

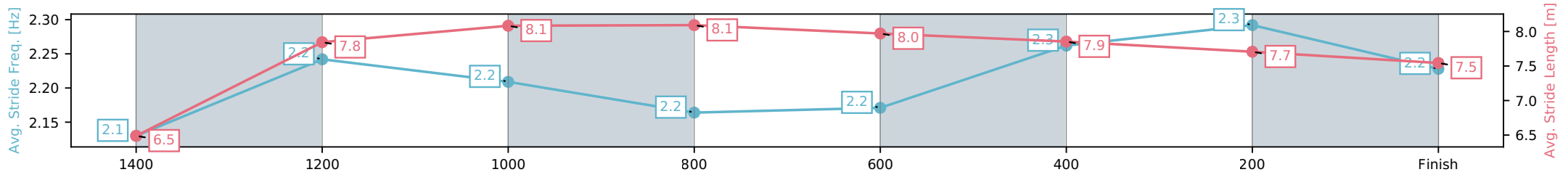
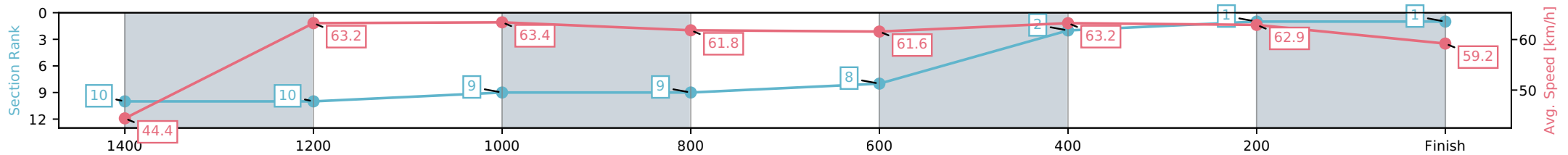
Horse/Jockey Name	Turn Me Royale/Ashley Butler
Finish Rank	1
Fastest Section Time (Section)	0:11.42 (1200-1000)
Top Speed [km/h] (Section)	64.1 (1400-1200)
Race State	Finished



Mackay QLD --Professional-2026-04-17
 Race 8: RACING AGAIN FRIDAY 1ST MAY BENCHMARK 55
 Handicap - 1560m
 17 April 2026 - 5:13PM
 Track Rating: Good 4, Weather: Fine, Rail Position: True Entire Circuit



Section	L1560	L1400	L1200	L1000	L800	L600	L400	L200
Section Times	1:34.07 (0:12.30)	1:21.77 [10] (0:11.56)	1:10.20 [9] (0:11.42)	0:58.79 [9] (0:11.72)	0:47.07 [8] (0:11.75)	0:35.31 [2] (0:11.60)	0:23.72 [1] (0:11.54)	0:12.17 [1] (0:12.17)
Average Speed [km/h]	44.4	63.2	63.4	61.8	61.6	63.2	62.9	59.2
Top Speed [km/h]	59.4	64.1	64.0	63.4	62.4	64.1	63.3	61.7
Avg. Dist. to Rail [m]	6.3	3.3	2.4	2.3	1.9	2.4	5.3	5.7
Avg. Stride Freq. [Hz]	2.1	2.2	2.2	2.2	2.2	2.3	2.3	2.2
Avg. Stride Length [m]	6.5	7.8	8.1	8.1	8.0	7.9	7.7	7.5



[] Ranking at each section and finish
 -:-:- No data available at this section
 NA No data available

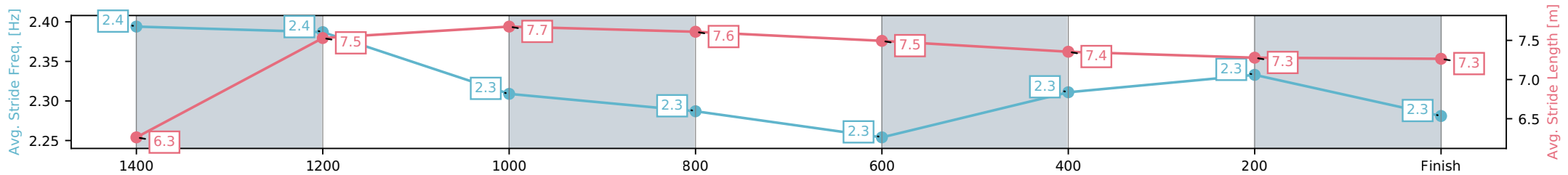
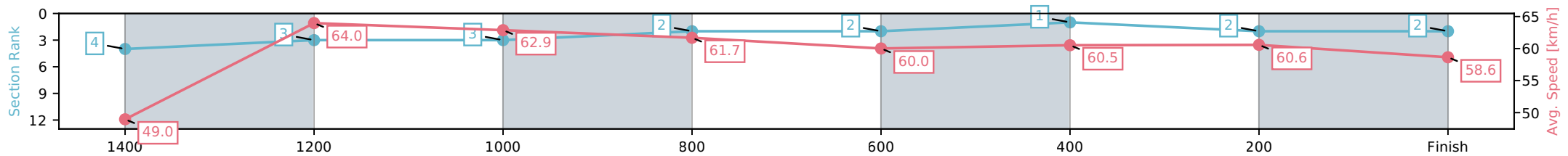
Horse/Jockey Name	Masali Raffa/Tahlia Fenlon
Finish Rank	2
Fastest Section Time (Section)	0:11.40 (1400-1200)
Top Speed [km/h] (Section)	64.7 (1400-1200)
Race State	Finished



Mackay QLD --Professional-2026-04-17
 Race 8: RACING AGAIN FRIDAY 1ST MAY BENCHMARK 55
 Handicap - 1560m
 17 April 2026 - 5:13PM
 Track Rating: Good 4, Weather: Fine, Rail Position: True Entire Circuit



Section	L1560	L1400	L1200	L1000	L800	L600	L400	L200
Section Times	1:34.15 (0:11.59)	1:22.56 [3] (0:11.40)	1:11.16 [3] (0:11.49)	0:59.68 [2] (0:11.70)	0:47.98 [2] (0:12.00)	0:35.98 [1] (0:11.91)	0:24.06 [2] (0:11.89)	0:12.17 [2] (0:12.17)
Average Speed [km/h]	49.0	64.0	62.9	61.7	60.0	60.5	60.6	58.6
Top Speed [km/h]	63.2	64.7	64.5	62.7	60.9	61.1	62.3	59.8
Avg. Dist. to Rail [m]	3.1	2.5	2.0	1.1	0.6	0.7	0.9	1.0
Avg. Stride Freq. [Hz]	2.4	2.4	2.3	2.3	2.3	2.3	2.3	2.3
Avg. Stride Length [m]	6.3	7.5	7.7	7.6	7.5	7.4	7.3	7.3



[] Ranking at each section and finish
 -:-:- No data available at this section
 NA No data available

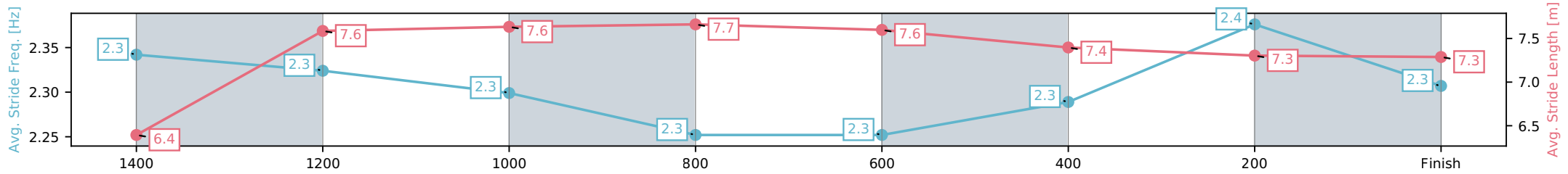
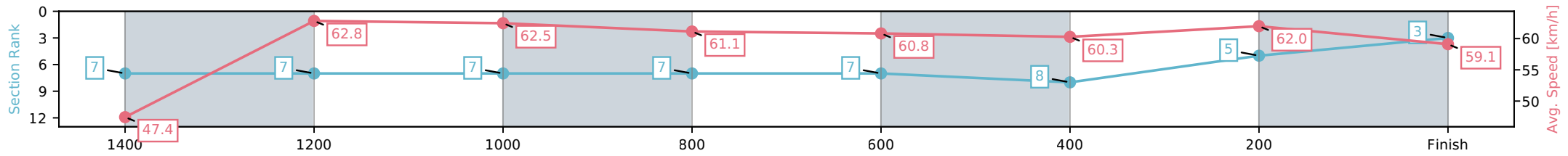
Horse/Jockey Name	Four Leaf Wonder/Raul Silvera Olivera
Finish Rank	3
Fastest Section Time (Section)	0:11.56 (1200-1000)
Top Speed [km/h] (Section)	64.3 (1400-1200)
Race State	Finished



Mackay QLD --Professional-2026-04-17
 Race 8: RACING AGAIN FRIDAY 1ST MAY BENCHMARK 55
 Handicap - 1560m
 17 April 2026 - 5:13PM
 Track Rating: Good 4, Weather: Fine, Rail Position: True Entire Circuit



Section	L1560	L1400	L1200	L1000	L800	L600	L400	L200
Section Times	1:34.27 (0:11.91)	1:22.36 [7] (0:11.60)	1:10.77 [7] (0:11.56)	0:59.20 [7] (0:11.79)	0:47.42 [7] (0:11.83)	0:35.59 [8] (0:11.99)	0:23.60 [5] (0:11.69)	0:11.90 [3] (0:11.90)
Average Speed [km/h]	47.4	62.8	62.5	61.1	60.8	60.3	62.0	59.1
Top Speed [km/h]	61.9	64.3	62.9	62.6	61.4	60.7	62.7	62.0
Avg. Dist. to Rail [m]	5.4	2.4	1.5	0.6	0.3	0.9	4.9	7.0
Avg. Stride Freq. [Hz]	2.3	2.3	2.3	2.3	2.3	2.3	2.4	2.3
Avg. Stride Length [m]	6.4	7.6	7.6	7.7	7.6	7.4	7.3	7.3



[] Ranking at each section and finish
 -:-:- No data available at this section
 NA No data available

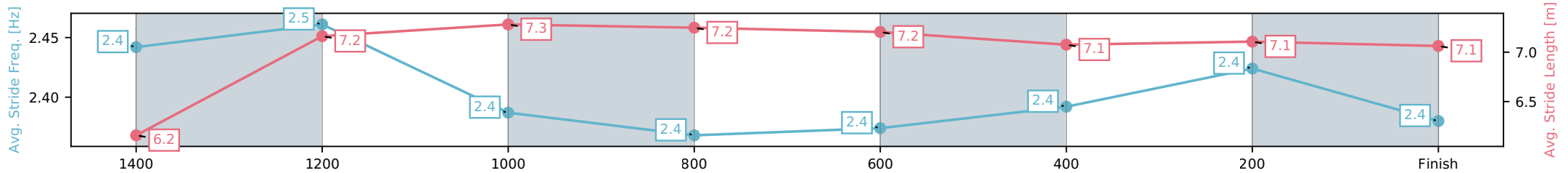
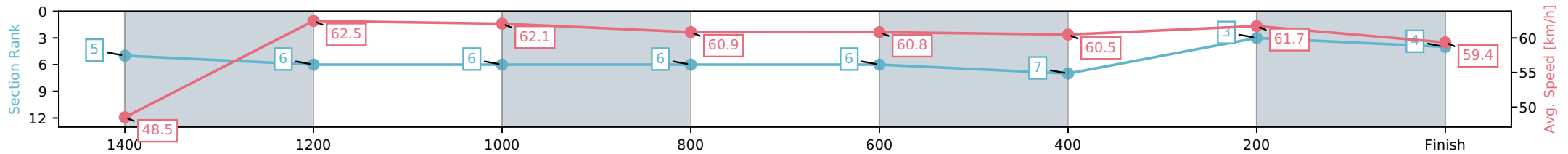
Horse/Jockey Name	Gregarious/Emma Bell
Finish Rank	4
Fastest Section Time (Section)	0:11.56 (1400-1200)
Top Speed [km/h] (Section)	64.5 (1400-1200)
Race State	Finished



Mackay QLD --Professional-2026-04-17
 Race 8: RACING AGAIN FRIDAY 1ST MAY BENCHMARK 55
 Handicap - 1560m
 17 April 2026 - 5:13PM
 Track Rating: Good 4, Weather: Fine, Rail Position: True Entire Circuit



Section	L1560	L1400	L1200	L1000	L800	L600	L400	L200
Section Times	1:34.37 (0:11.66)	1:22.71 [6] (0:11.56)	1:11.16 [6] (0:11.60)	0:59.55 [6] (0:11.86)	0:47.69 [6] (0:11.85)	0:35.84 [7] (0:11.95)	0:23.89 [3] (0:11.76)	0:12.13 [4] (0:12.13)
Average Speed [km/h]	48.5	62.5	62.1	60.9	60.8	60.5	61.7	59.4
Top Speed [km/h]	64.2	64.5	63.3	61.8	61.6	61.6	62.3	61.3
Avg. Dist. to Rail [m]	2.2	0.6	0.4	1.2	0.8	0.9	4.8	6.2
Avg. Stride Freq. [Hz]	2.4	2.5	2.4	2.4	2.4	2.4	2.4	2.4
Avg. Stride Length [m]	6.2	7.2	7.3	7.2	7.2	7.1	7.1	7.1



- [] Ranking at each section and finish
- :-:- No data available at this section
- NA No data available

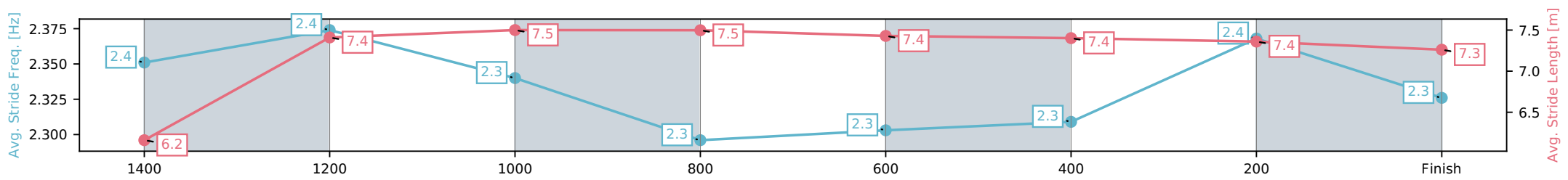
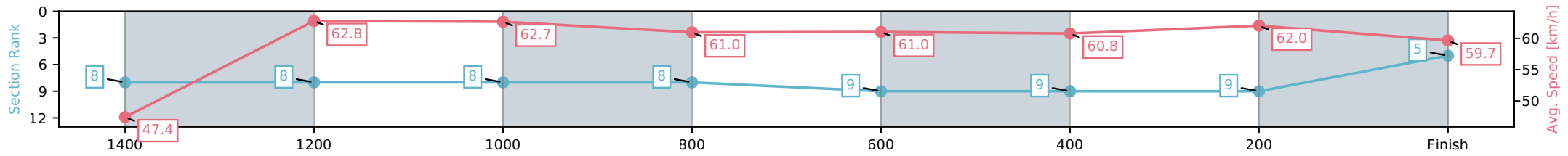
Horse/Jockey Name	Boom Crusher/Sean Cormack
Finish Rank	5
Fastest Section Time (Section)	0:11.53 (1200-1000)
Top Speed [km/h] (Section)	63.6 (1400-1200)
Race State	Finished



Mackay QLD --Professional-2026-04-17
 Race 8: RACING AGAIN FRIDAY 1ST MAY BENCHMARK 55
 Handicap - 1560m
 17 April 2026 - 5:13PM
 Track Rating: Good 4, Weather: Fine, Rail Position: True Entire Circuit



Section	L1560	L1400	L1200	L1000	L800	L600	L400	L200
Section Times	1:34.41 (0:11.95)	1:22.46 [8] (0:11.58)	1:10.88 [8] (0:11.53)	0:59.34 [8] (0:11.86)	0:47.48 [9] (0:11.86)	0:35.62 [9] (0:11.99)	0:23.63 [9] (0:11.69)	0:11.94 [5] (0:11.94)
Average Speed [km/h]	47.4	62.8	62.7	61.0	61.0	60.8	62.0	59.7
Top Speed [km/h]	61.6	63.6	63.3	62.9	62.0	61.6	63.5	62.0
Avg. Dist. to Rail [m]	5.1	2.2	1.6	1.4	1.8	1.7	3.5	3.2
Avg. Stride Freq. [Hz]	2.4	2.4	2.3	2.3	2.3	2.3	2.4	2.3
Avg. Stride Length [m]	6.2	7.4	7.5	7.5	7.4	7.4	7.4	7.3



[] Ranking at each section and finish
 -:-:- No data available at this section
 NA No data available

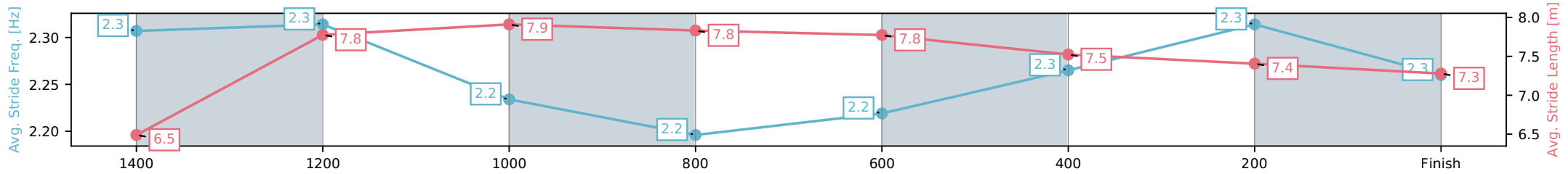
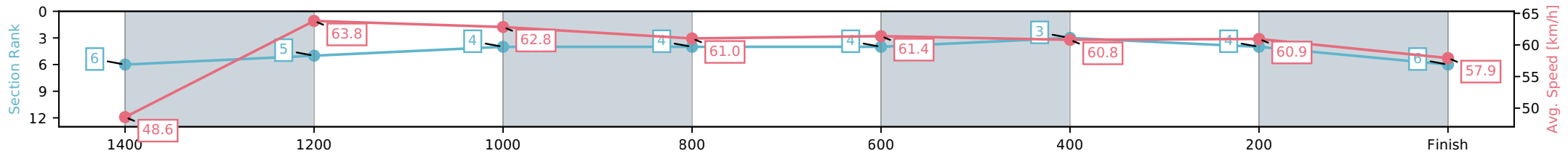
Horse/Jockey Name	Remlap Kava/Samantha Pointon
Finish Rank	6
Fastest Section Time (Section)	0:11.50 (1400-1200)
Top Speed [km/h] (Section)	66.2 (1400-1200)
Race State	Finished



Mackay QLD --Professional-2026-04-17
 Race 8: RACING AGAIN FRIDAY 1ST MAY BENCHMARK 55
 Handicap - 1560m
 17 April 2026 - 5:13PM
 Track Rating: Good 4, Weather: Fine, Rail Position: True Entire Circuit



Section	L1560	L1400	L1200	L1000	L800	L600	L400	L200
Section Times	1:34.57 (0:11.67)	1:22.90 [5] (0:11.50)	1:11.40 [4] (0:11.52)	0:59.89 [4] (0:11.83)	0:48.06 [4] (0:11.81)	0:36.25 [3] (0:12.05)	0:24.20 [4] (0:11.92)	0:12.27 [6] (0:12.27)
Average Speed [km/h]	48.6	63.8	62.8	61.0	61.4	60.8	60.9	57.9
Top Speed [km/h]	64.7	66.2	63.5	61.7	62.3	61.3	61.5	60.4
Avg. Dist. to Rail [m]	7.1	3.9	2.2	1.0	2.1	2.7	4.5	4.6
Avg. Stride Freq. [Hz]	2.3	2.3	2.2	2.2	2.2	2.3	2.3	2.3
Avg. Stride Length [m]	6.5	7.8	7.9	7.8	7.8	7.5	7.4	7.3



[] Ranking at each section and finish
 -:-:- No data available at this section
 NA No data available

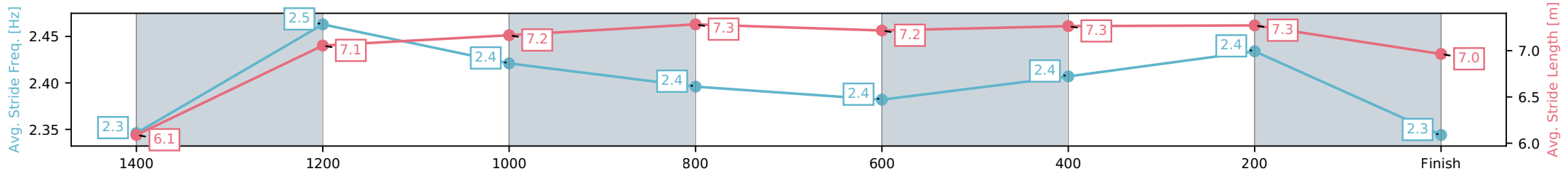
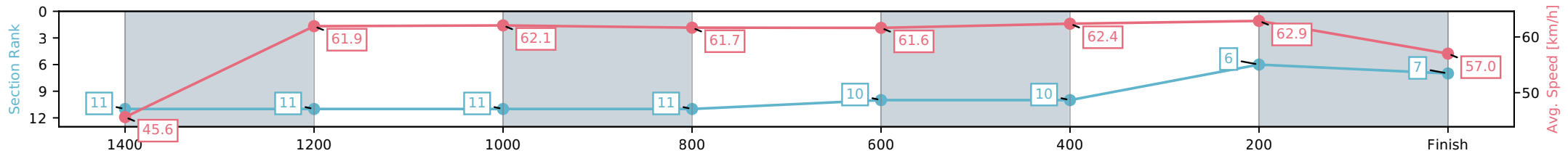
Horse/Jockey Name	Fifty Five Mustang/Wanderson D'Avila
Finish Rank	7
Fastest Section Time (Section)	0:11.57 (400-200)
Top Speed [km/h] (Section)	64.5 (400-200)
Race State	Finished



Mackay QLD --Professional-2026-04-17
 Race 8: RACING AGAIN FRIDAY 1ST MAY BENCHMARK 55
 Handicap - 1560m
 17 April 2026 - 5:13PM
 Track Rating: Good 4, Weather: Fine, Rail Position: True Entire Circuit



Section	L1560	L1400	L1200	L1000	L800	L600	L400	L200
Section Times	1:34.83 (0:12.38)	1:22.45 [11] (0:11.68)	1:10.77 [11] (0:11.65)	0:59.12 [11] (0:11.72)	0:47.40 [10] (0:11.69)	0:35.70 [10] (0:11.69)	0:24.01 [6] (0:11.57)	0:12.44 [7] (0:12.44)
Average Speed [km/h]	45.6	61.9	62.1	61.7	61.6	62.4	62.9	57.0
Top Speed [km/h]	60.3	63.4	63.7	63.6	62.4	63.1	64.5	61.4
Avg. Dist. to Rail [m]	3.9	1.1	2.2	1.1	0.9	1.8	6.6	9.5
Avg. Stride Freq. [Hz]	2.3	2.5	2.4	2.4	2.4	2.4	2.4	2.3
Avg. Stride Length [m]	6.1	7.1	7.2	7.3	7.2	7.3	7.3	7.0



[] Ranking at each section and finish
 -:-:- No data available at this section
 NA No data available

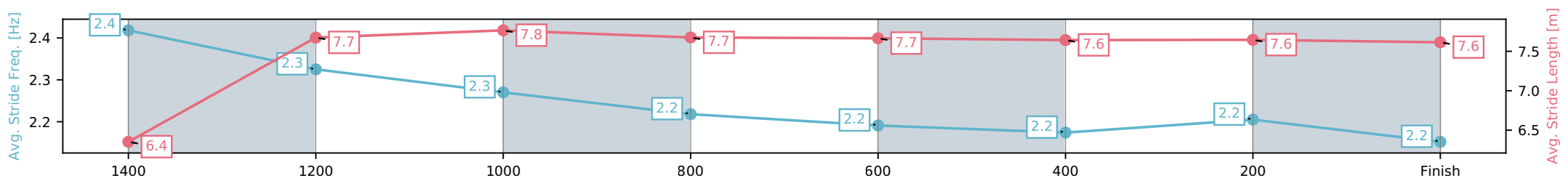
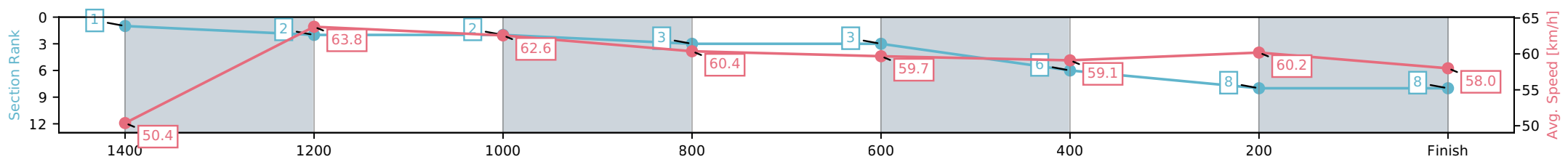
Horse/Jockey Name	Spirit Talker/Chris McIver
Finish Rank	8
Fastest Section Time (Section)	0:11.43 (1400-1200)
Top Speed [km/h] (Section)	67.3 (1400-1200)
Race State	Finished



Mackay QLD --Professional-2026-04-17
 Race 8: RACING AGAIN FRIDAY 1ST MAY BENCHMARK 55
 Handicap - 1560m
 17 April 2026 - 5:13PM
 Track Rating: Good 4, Weather: Fine, Rail Position: True Entire Circuit



Section	L1560	L1400	L1200	L1000	L800	L600	L400	L200
Section Times	1:34.87 (0:11.30)	1:23.57 [2] (0:11.43)	1:12.14 [2] (0:11.54)	1:00.60 [3] (0:11.95)	0:48.65 [3] (0:12.08)	0:36.58 [6] (0:12.16)	0:24.42 [8] (0:12.01)	0:12.40 [8] (0:12.40)
Average Speed [km/h]	50.4	63.8	62.6	60.4	59.7	59.1	60.2	58.0
Top Speed [km/h]	65.5	67.3	63.5	60.8	60.3	59.6	61.1	60.1
Avg. Dist. to Rail [m]	9.1	2.6	1.4	0.8	0.6	0.5	2.3	2.2
Avg. Stride Freq. [Hz]	2.4	2.3	2.3	2.2	2.2	2.2	2.2	2.2
Avg. Stride Length [m]	6.4	7.7	7.8	7.7	7.7	7.6	7.6	7.6



[] Ranking at each section and finish
 -:-:- No data available at this section
 NA No data available

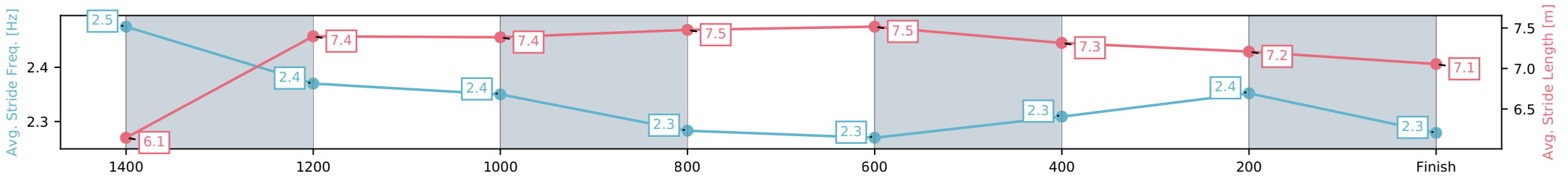
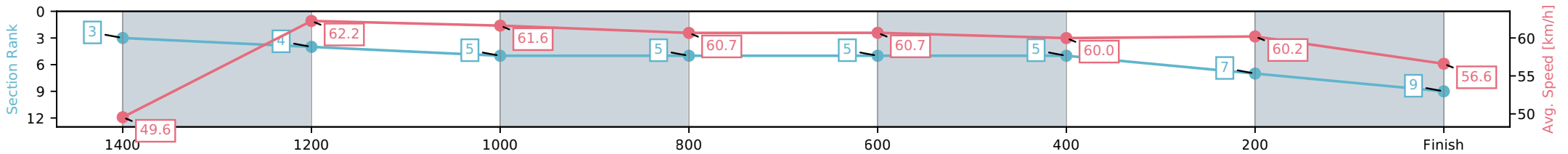
Horse/Jockey Name	Diasonic/Adam Sewell
Finish Rank	9
Fastest Section Time (Section)	0:11.65 (1400-1200)
Top Speed [km/h] (Section)	63.6 (1560 - 1400)
Race State	Finished



Mackay QLD --Professional-2026-04-17
 Race 8: RACING AGAIN FRIDAY 1ST MAY BENCHMARK 55
 Handicap - 1560m
 17 April 2026 - 5:13PM
 Track Rating: Good 4, Weather: Fine, Rail Position: True Entire Circuit



Section	L1560	L1400	L1200	L1000	L800	L600	L400	L200
Section Times	1:34.95 (0:11.44)	1:23.51 [4] (0:11.65)	1:11.86 [5] (0:11.69)	1:00.17 [5] (0:11.78)	0:48.39 [5] (0:11.86)	0:36.53 [5] (0:12.03)	0:24.50 [7] (0:11.97)	0:12.53 [9] (0:12.53)
Average Speed [km/h]	49.6	62.2	61.6	60.7	60.7	60.0	60.2	56.6
Top Speed [km/h]	63.6	63.1	62.6	61.4	61.4	60.5	61.6	58.3
Avg. Dist. to Rail [m]	8.2	1.5	0.7	1.9	0.8	1.0	1.9	3.2
Avg. Stride Freq. [Hz]	2.5	2.4	2.4	2.3	2.3	2.3	2.4	2.3
Avg. Stride Length [m]	6.1	7.4	7.4	7.5	7.5	7.3	7.2	7.1



[] Ranking at each section and finish
 -:-:- No data available at this section
 NA No data available

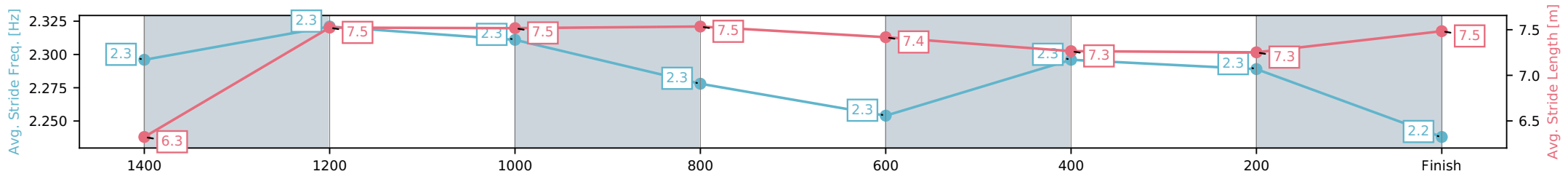
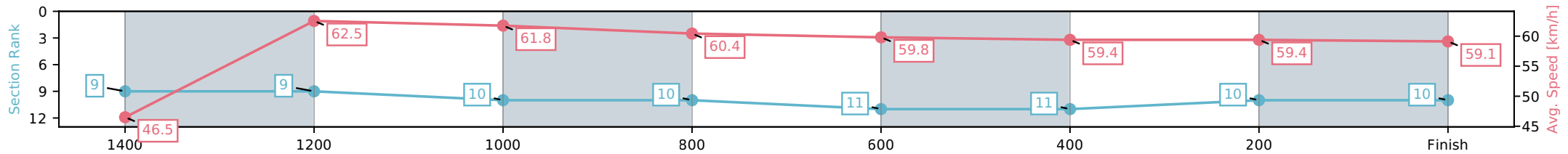
Horse/Jockey Name	Mordecai/Amie Meissner
Finish Rank	10
Fastest Section Time (Section)	0:11.53 (1400-1200)
Top Speed [km/h] (Section)	63.6 (1400-1200)
Race State	Finished



Mackay QLD --Professional-2026-04-17
 Race 8: RACING AGAIN FRIDAY 1ST MAY BENCHMARK 55
 Handicap - 1560m
 17 April 2026 - 5:13PM
 Track Rating: Good 4, Weather: Fine, Rail Position: True Entire Circuit



Section	L1560	L1400	L1200	L1000	L800	L600	L400	L200
Section Times	1:35.00 (0:12.18)	1:22.82 [9] (0:11.53)	1:11.29 [10] (0:11.65)	0:59.64 [10] (0:11.88)	0:47.76 [11] (0:11.92)	0:35.85 [11] (0:11.84)	0:24.01 [10] (0:12.07)	0:11.94 [10] (0:11.94)
Average Speed [km/h]	46.5	62.5	61.8	60.4	59.8	59.4	59.4	59.1
Top Speed [km/h]	61.0	63.6	62.5	62.1	60.7	61.4	61.3	60.9
Avg. Dist. to Rail [m]	7.6	0.6	0.3	1.3	2.7	2.8	1.0	0.6
Avg. Stride Freq. [Hz]	2.3	2.3	2.3	2.3	2.3	2.3	2.3	2.2
Avg. Stride Length [m]	6.3	7.5	7.5	7.5	7.4	7.3	7.3	7.5



[] Ranking at each section and finish
 -:-:- No data available at this section
 NA No data available

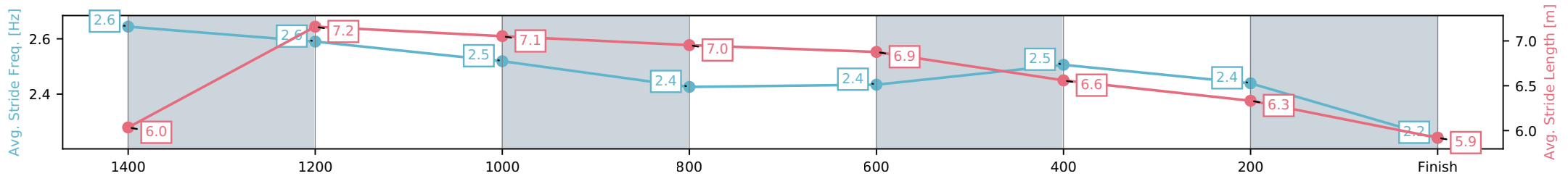
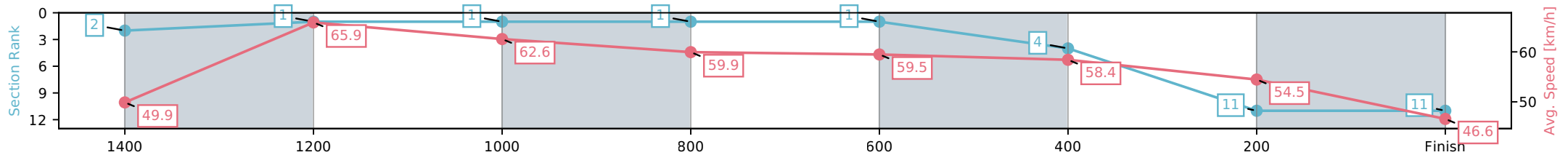
Horse/Jockey Name	Dubawi's Girl/Chelsea Joki
Finish Rank	11
Fastest Section Time (Section)	0:11.06 (1400-1200)
Top Speed [km/h] (Section)	67.5 (1400-1200)
Race State	Finished



Mackay QLD --Professional-2026-04-17
 Race 8: RACING AGAIN FRIDAY 1ST MAY BENCHMARK 55
 Handicap - 1560m
 17 April 2026 - 5:13PM
 Track Rating: Good 4, Weather: Fine, Rail Position: True Entire Circuit



Section	L1560	L1400	L1200	L1000	L800	L600	L400	L200
Section Times	1:39.16 (0:11.32)	1:27.84 [1] (0:11.06)	1:16.78 [1] (0:11.53)	1:05.25 [1] (0:12.04)	0:53.21 [1] (0:12.10)	0:41.11 [4] (0:12.33)	0:28.78 [11] (0:13.17)	0:15.61 [11] (0:15.61)
Average Speed [km/h]	49.9	65.9	62.6	59.9	59.5	58.4	54.5	46.6
Top Speed [km/h]	67.1	67.5	65.1	60.6	60.2	59.2	57.4	52.4
Avg. Dist. to Rail [m]	9.2	2.5	1.3	0.8	0.5	0.9	1.1	1.2
Avg. Stride Freq. [Hz]	2.6	2.6	2.5	2.4	2.4	2.5	2.4	2.2
Avg. Stride Length [m]	6.0	7.2	7.1	7.0	6.9	6.6	6.3	5.9



[] Ranking at each section and finish
 -:-:- No data available at this section
 NA No data available