



Aquis Park Gold Coast QLD -

Race 1: ACCURATE ROAD PROFILING SERVICES Maiden Plate - 1200m
18 April 2026 - 12:25PM



Track Rating: Soft 5, Weather: Fine, Rail Position: +9m 900m-W/Post, +5m Remainder

Field Times
(Race Tempo)

1:11.20	0:57.66	0:46.59	0:35.14	0:23.61	0:12.01
(0:13.54)	(0:11.07)	(0:11.45)	(0:11.53)	(0:11.61)	(0:12.01)

Rank	TAB#	Horse	Overall Time	First 400m	Top Speed km/h (Section)	L1200	L1000	L800	L600	L400	L200		
	(BAR#)	Jockey	Margin (DT-W)	Last 600m	Fastest Section (Time)	Start - 1000	1000 - 800	800 - 600	600 - 400	400 - 200	200 - Finish		
1	5	Sea Warning	1:11.20	0:24.61	68.9 (1200 - 1000)	1:11.20	0:57.66 [1]	0:46.59 [1]	0:35.14 [1]	0:23.62 [1]	0:12.01 [1]		
	(10)	Leah Martyn		0:35.15	1000-800 (0:11.07)	(0:13.54)	(0:11.07)	(0:11.45)	(0:11.53)	(0:11.61)	(0:12.01)		
2	2	He Is The Kiss	1:11.43	0:25.66	65.4 (600-400)	1:11.43	0:57.08 [6]	0:45.76 [6]	0:34.47 [6]	0:23.19 [5]	0:11.76 [3]		
	(2)	Karl Zechner	1.4L (+4)	0:34.48	600-400 (0:11.28)	(0:14.34)	(0:11.32)	(0:11.30)	(0:11.28)	(0:11.44)	(0:11.76)		
3	6	Shaque D'amour	1:11.48	0:25.23	65.5 (1000-800)	1:11.48	0:57.45 [3]	0:46.25 [3]	0:34.98 [3]	0:23.55 [2]	0:11.92 [2]		
	(3)	Micheal Hellyer	1.6L (-1)	0:34.97	1000-800 (0:11.20)	(0:14.03)	(0:11.20)	(0:11.28)	(0:11.42)	(0:11.63)	(0:11.92)		
4	7	Steplika Lion	1:11.78	0:25.53	65.0 (800-600)	1:11.78	0:57.51 [4]	0:46.25 [4]	0:34.96 [5]	0:23.52 [6]	0:11.85 [6]		
	(5)	Brandon Lerena	3.4L (-1)	0:34.96	1000-800 (0:11.26)	(0:14.27)	(0:11.26)	(0:11.29)	(0:11.44)	(0:11.67)	(0:11.85)		
5	1	Future Hero	1:11.89	0:25.89	65.9 (600-400)	1:11.89	0:57.43 [7]	0:46.00 [9]	0:34.68 [8]	0:23.36 [8]	0:11.77 [8]		
	(8)	Bella Youngberry	4.0L (+6)	0:34.69	800-600 (0:11.32)	(0:14.46)	(0:11.43)	(0:11.32)	(0:11.33)	(0:11.59)	(0:11.77)		
6	4	Rotate	1:11.93	0:25.57	65.7 (800-600)	1:11.93	0:57.62 [5]	0:46.36 [5]	0:35.18 [4]	0:23.85 [4]	0:12.22 [4]		
	(1)	Boris Thornton	4.2L (+0)	0:35.19	800-600 (0:11.17)	(0:14.31)	(0:11.26)	(0:11.17)	(0:11.34)	(0:11.63)	(0:12.22)		
7	3	Revantas	1:12.05	0:25.87	65.6 (1000-800)	1:12.05	0:57.49 [8]	0:46.18 [8]	0:34.78 [9]	0:23.48 [9]	0:11.91 [9]		
	(6)	Fred Larson	5.0L (+4)	0:34.78	600-400 (0:11.30)	(0:14.56)	(0:11.31)	(0:11.39)	(0:11.30)	(0:11.57)	(0:11.91)		
8	8	French Riviera	1:12.07	0:25.80	66.1 (800-600)	1:12.07	0:57.49 [9]	0:46.28 [7]	0:35.10 [7]	0:23.75 [7]	0:12.08 [7]		
	(4)	Sean Cormack	5.1L (-1)	0:35.10	800-600 (0:11.18)	(0:14.58)	(0:11.22)	(0:11.18)	(0:11.35)	(0:11.67)	(0:12.08)		
9	9	Long Live The Cat	1:12.17	0:25.12	65.5 (1200 - 1000)	1:12.17	0:58.36 [2]	0:47.06 [2]	0:35.70 [2]	0:24.21 [3]	0:12.44 [5]		
	(9)	Jett Newman	5.7L (+0)	0:35.70	1000-800 (0:11.30)	(0:13.82)	(0:11.30)	(0:11.36)	(0:11.49)	(0:11.77)	(0:12.44)		
10	10	The Hopestar	1:12.44	0:26.28	65.3 (800-600)	1:12.44	0:57.74 [10]	0:46.15 [10]	0:34.88 [10]	0:23.54 [10]	0:11.91 [10]		
	(7)	Luke Dempsey	7.3L (+0)	0:34.88	800-600 (0:11.28)	(0:14.70)	(0:11.58)	(0:11.28)	(0:11.33)	(0:11.64)	(0:11.91)		

Report Created: Sat 18 April 2026

(Note: Races are conducted over an approximate distance as close as possible to the advertised distance, and recorded data may vary accordingly. Official times refer to race times only and do not include handicap times.)

[] Position in running at each section and finish TAB# Saddle cloth number
 -:-:- No data available at this section BAR# Barrier/Gate Position
 NA No data available DNF Did not finish
 DNT Did not track DT-W Distance travelled compared to winner in metres

Fastest split
 Fastest section



Horse/Jockey Name	Sea Warning/Leah Martyn
Finish Rank	1
Fastest Section Time (Section)	0:11.07 (1000-800)
Top Speed [km/h] (Section)	68.9 (1200 - 1000)
Race State	Finished



Aquis Park Gold Coast QLD

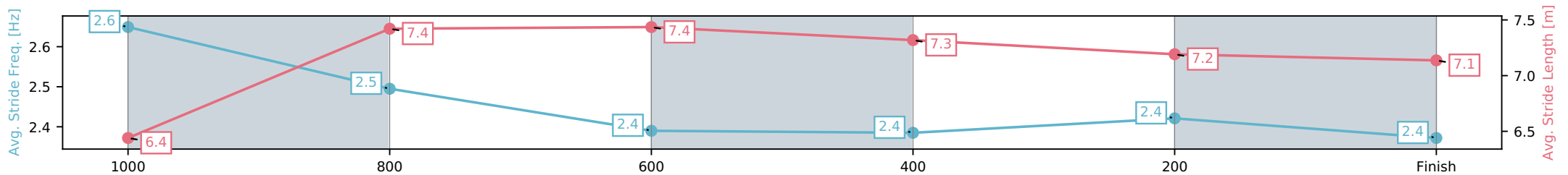
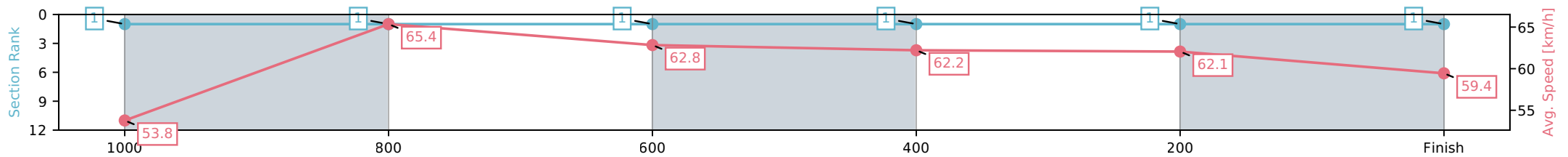
Race 1: ACCURATE ROAD PROFILING SERVICES Maiden Plate - 1200m

18 April 2026 - 12:25PM

Track Rating: Soft 5, Weather: Fine, Rail Position: +9m 900m-W/Post, +5m Remainder



Section	L1200	L1000	L800	L600	L400	L200
Section Times	1:11.20 (0:13.54)	0:57.66 [1] (0:11.07)	0:46.59 [1] (0:11.45)	0:35.14 [1] (0:11.53)	0:23.62 [1] (0:11.61)	0:12.01 [1] (0:12.01)
Average Speed [km/h]	53.8	65.4	62.8	62.2	62.1	59.4
Top Speed [km/h]	68.9	68.2	64.2	63.4	62.9	62.0
Avg. Dist. to Rail [m]	8.5	1.1	0.5	0.7	0.2	0.3
Avg. Stride Freq. [Hz]	2.6	2.5	2.4	2.4	2.4	2.4
Avg. Stride Length [m]	6.4	7.4	7.4	7.3	7.2	7.1



- [] Ranking at each section and finish
- :-:- No data available at this section
- NA No data available

Horse/Jockey Name	He Is The Kiss/Karl Zechner
Finish Rank	2
Fastest Section Time (Section)	0:11.28 (600-400)
Top Speed [km/h] (Section)	65.4 (600-400)
Race State	Finished



Aquis Park Gold Coast QLD

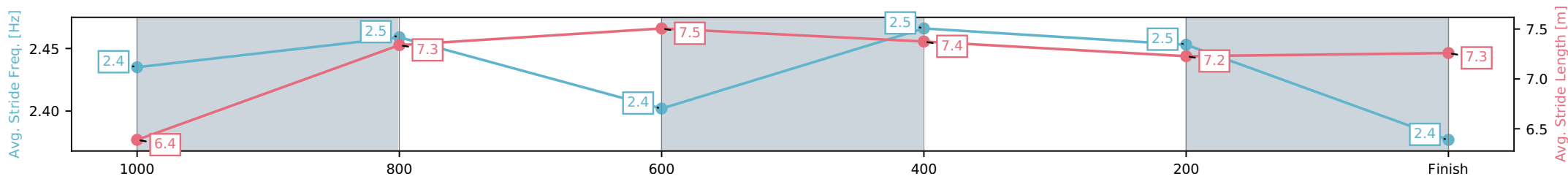
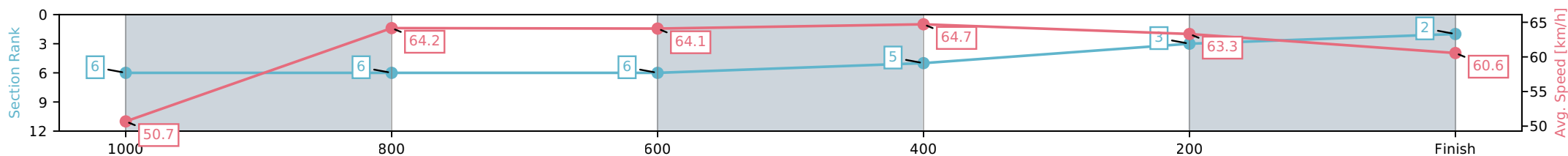
Race 1: ACCURATE ROAD PROFILING SERVICES Maiden Plate - 1200m

18 April 2026 - 12:25PM

Track Rating: Soft 5, Weather: Fine, Rail Position: +9m 900m-W/Post, +5m Remainder



Section	L1200	L1000	L800	L600	L400	L200
Section Times	1:11.43 (0:14.34)	0:57.08 [6] (0:11.32)	0:45.76 [6] (0:11.30)	0:34.47 [5] (0:11.28)	0:23.19 [3] (0:11.44)	0:11.76 [2] (0:11.76)
Average Speed [km/h]	50.7	64.2	64.1	64.7	63.3	60.6
Top Speed [km/h]	63.9	65.2	65.2	65.4	63.7	63.1
Avg. Dist. to Rail [m]	2.8	1.8	1.4	2.6	5.7	5.4
Avg. Stride Freq. [Hz]	2.4	2.5	2.4	2.5	2.5	2.4
Avg. Stride Length [m]	6.4	7.3	7.5	7.4	7.2	7.3



- [] Ranking at each section and finish
- :-:- No data available at this section
- NA No data available

Horse/Jockey Name	Shaque D'amour/Micheal Hellyer
Finish Rank	3
Fastest Section Time (Section)	0:11.20 (1000-800)
Top Speed [km/h] (Section)	65.5 (1000-800)
Race State	Finished



Aquis Park Gold Coast QLD

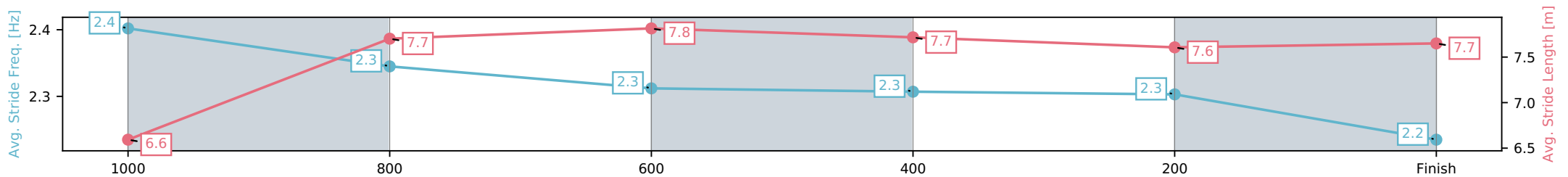
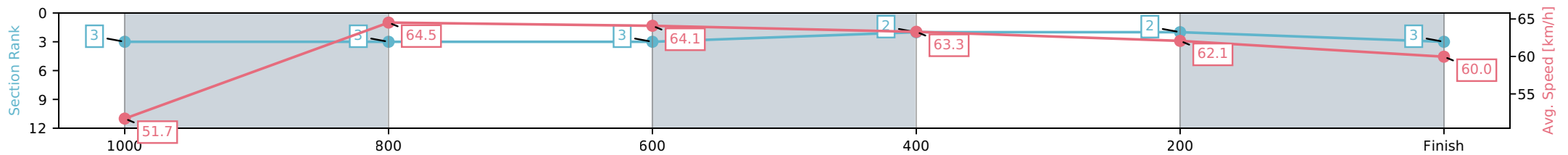
Race 1: ACCURATE ROAD PROFILING SERVICES Maiden Plate - 1200m

18 April 2026 - 12:25PM

Track Rating: Soft 5, Weather: Fine, Rail Position: +9m 900m-W/Post, +5m Remainder



Section	L1200	L1000	L800	L600	L400	L200
Section Times	1:11.48 (0:14.03)	0:57.45 [3] (0:11.20)	0:46.25 [3] (0:11.28)	0:34.98 [2] (0:11.42)	0:23.55 [2] (0:11.63)	0:11.92 [3] (0:11.92)
Average Speed [km/h]	51.7	64.5	64.1	63.3	62.1	60.0
Top Speed [km/h]	65.0	65.5	65.1	63.8	62.9	62.6
Avg. Dist. to Rail [m]	2.4	1.1	1.1	0.9	3.0	3.2
Avg. Stride Freq. [Hz]	2.4	2.3	2.3	2.3	2.3	2.2
Avg. Stride Length [m]	6.6	7.7	7.8	7.7	7.6	7.7



- [] Ranking at each section and finish
- :-:- No data available at this section
- NA No data available

Horse/Jockey Name	Steplika Lion/Brandon Lerena
Finish Rank	4
Fastest Section Time (Section)	0:11.26 (1000-800)
Top Speed [km/h] (Section)	65.0 (800-600)
Race State	Finished



Aquis Park Gold Coast QLD

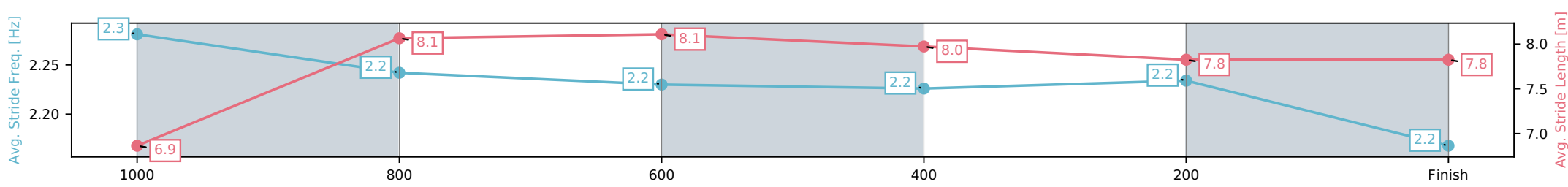
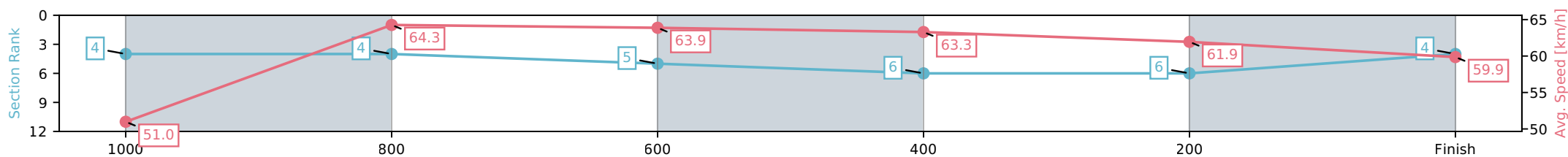
Race 1: ACCURATE ROAD PROFILING SERVICES Maiden Plate - 1200m

18 April 2026 - 12:25PM

Track Rating: Soft 5, Weather: Fine, Rail Position: +9m 900m-W/Post, +5m Remainder



Section	L1200	L1000	L800	L600	L400	L200
Section Times	1:11.78 (0:14.27)	0:57.51 [4] (0:11.26)	0:46.25 [5] (0:11.29)	0:34.96 [6] (0:11.44)	0:23.52 [6] (0:11.67)	0:11.85 [4] (0:11.85)
Average Speed [km/h]	51.0	64.3	63.9	63.3	61.9	59.9
Top Speed [km/h]	64.9	64.9	65.0	63.9	62.8	61.6
Avg. Dist. to Rail [m]	4.6	1.1	0.6	1.2	3.2	4.9
Avg. Stride Freq. [Hz]	2.3	2.2	2.2	2.2	2.2	2.2
Avg. Stride Length [m]	6.9	8.1	8.1	8.0	7.8	7.8



- [] Ranking at each section and finish
- :-:- No data available at this section
- NA No data available

Horse/Jockey Name	Future Hero/Bella Youngberry
Finish Rank	5
Fastest Section Time (Section)	0:11.32 (800-600)
Top Speed [km/h] (Section)	65.9 (600-400)
Race State	Finished



Aquis Park Gold Coast QLD

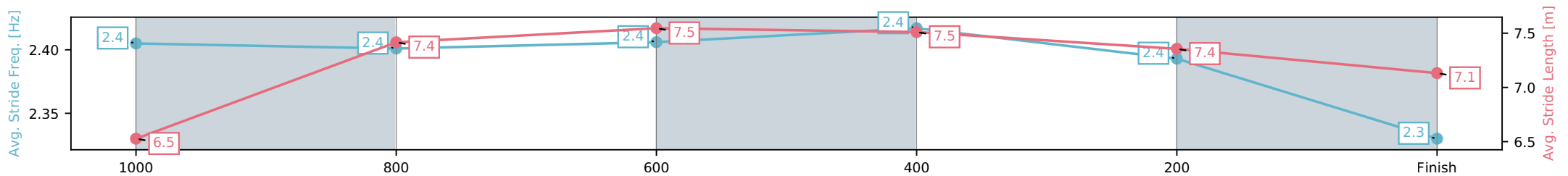
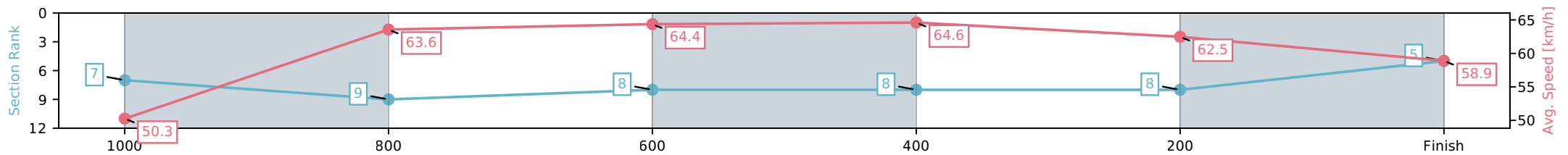
Race 1: ACCURATE ROAD PROFILING SERVICES Maiden Plate - 1200m

18 April 2026 - 12:25PM

Track Rating: Soft 5, Weather: Fine, Rail Position: +9m 900m-W/Post, +5m Remainder



Section	L1200	L1000	L800	L600	L400	L200
Section Times	1:11.89 (0:14.46)	0:57.43 [9] (0:11.43)	0:46.00 [8] (0:11.32)	0:34.68 [8] (0:11.33)	0:23.36 [8] (0:11.59)	0:11.77 [5] (0:11.77)
Average Speed [km/h]	50.3	63.6	64.4	64.6	62.5	58.9
Top Speed [km/h]	63.9	65.7	65.2	65.9	63.4	61.1
Avg. Dist. to Rail [m]	6.6	2.0	3.4	3.1	4.7	6.7
Avg. Stride Freq. [Hz]	2.4	2.4	2.4	2.4	2.4	2.3
Avg. Stride Length [m]	6.5	7.4	7.5	7.5	7.4	7.1



- [] Ranking at each section and finish
- :-:- No data available at this section
- NA No data available

Horse/Jockey Name	Rotate/Boris Thornton
Finish Rank	6
Fastest Section Time (Section)	0:11.17 (800-600)
Top Speed [km/h] (Section)	65.7 (800-600)
Race State	Finished



Aquis Park Gold Coast QLD

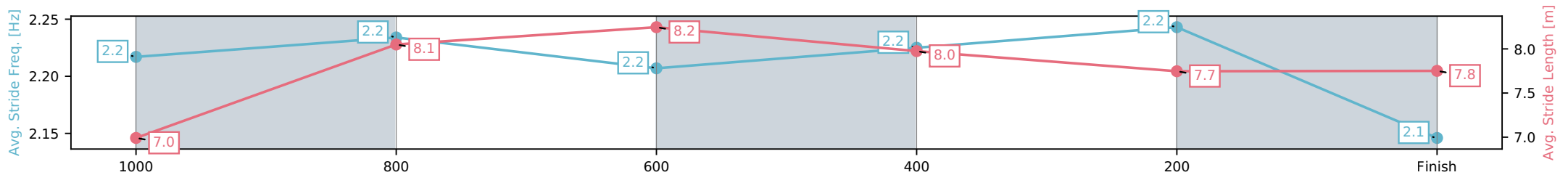
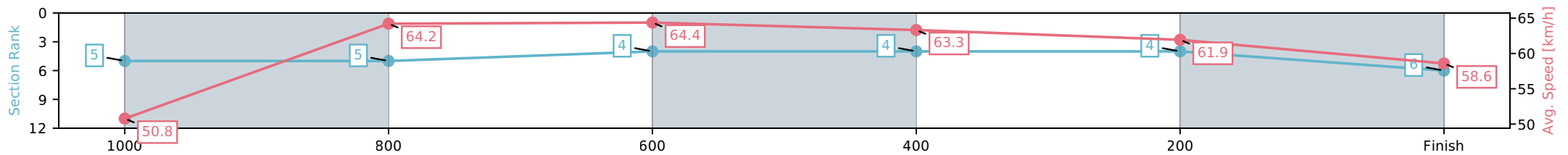
Race 1: ACCURATE ROAD PROFILING SERVICES Maiden Plate - 1200m

18 April 2026 - 12:25PM

Track Rating: Soft 5, Weather: Fine, Rail Position: +9m 900m-W/Post, +5m Remainder



Section	L1200	L1000	L800	L600	L400	L200
Section Times	1:11.93 (0:14.31)	0:57.62 [5] (0:11.26)	0:46.36 [4] (0:11.17)	0:35.18 [4] (0:11.34)	0:23.85 [4] (0:11.63)	0:12.22 [6] (0:12.22)
Average Speed [km/h]	50.8	64.2	64.4	63.3	61.9	58.6
Top Speed [km/h]	64.4	65.3	65.7	63.6	63.2	59.8
Avg. Dist. to Rail [m]	1.8	0.9	0.5	0.7	1.6	1.9
Avg. Stride Freq. [Hz]	2.2	2.2	2.2	2.2	2.2	2.1
Avg. Stride Length [m]	7.0	8.1	8.2	8.0	7.7	7.8



- [] Ranking at each section and finish
- :-:- No data available at this section
- NA No data available

Horse/Jockey Name	Revantas/Fred Larson
Finish Rank	7
Fastest Section Time (Section)	0:11.30 (600-400)
Top Speed [km/h] (Section)	65.6 (1000-800)
Race State	Finished



Aquis Park Gold Coast QLD

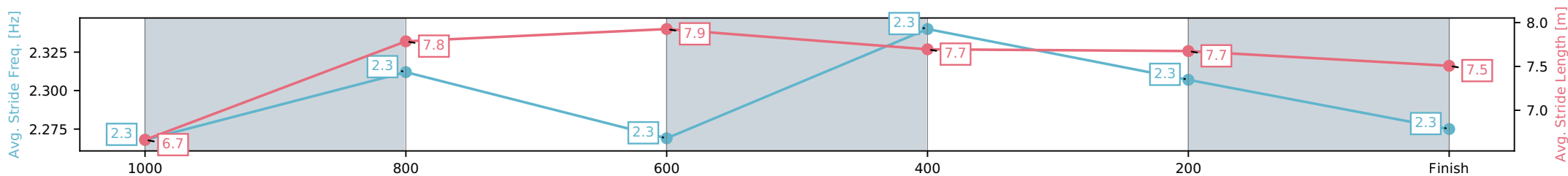
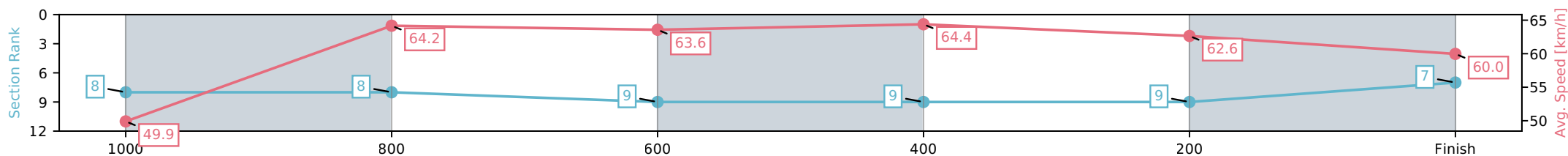
Race 1: ACCURATE ROAD PROFILING SERVICES Maiden Plate - 1200m

18 April 2026 - 12:25PM

Track Rating: Soft 5, Weather: Fine, Rail Position: +9m 900m-W/Post, +5m Remainder



Section	L1200	L1000	L800	L600	L400	L200
Section Times	1:12.05 (0:14.56)	0:57.49 [8] (0:11.31)	0:46.18 [9] (0:11.39)	0:34.78 [9] (0:11.30)	0:23.48 [9] (0:11.57)	0:11.91 [7] (0:11.91)
Average Speed [km/h]	49.9	64.2	63.6	64.4	62.6	60.0
Top Speed [km/h]	64.1	65.6	65.2	65.3	63.9	63.7
Avg. Dist. to Rail [m]	4.4	1.6	1.7	2.0	6.1	4.7
Avg. Stride Freq. [Hz]	2.3	2.3	2.3	2.3	2.3	2.3
Avg. Stride Length [m]	6.7	7.8	7.9	7.7	7.7	7.5



- [] Ranking at each section and finish
- :-:- No data available at this section
- NA No data available

Horse/Jockey Name	French Riviera/Sean Cormack
Finish Rank	8
Fastest Section Time (Section)	0:11.18 (800-600)
Top Speed [km/h] (Section)	66.1 (800-600)
Race State	Finished



Aquis Park Gold Coast QLD

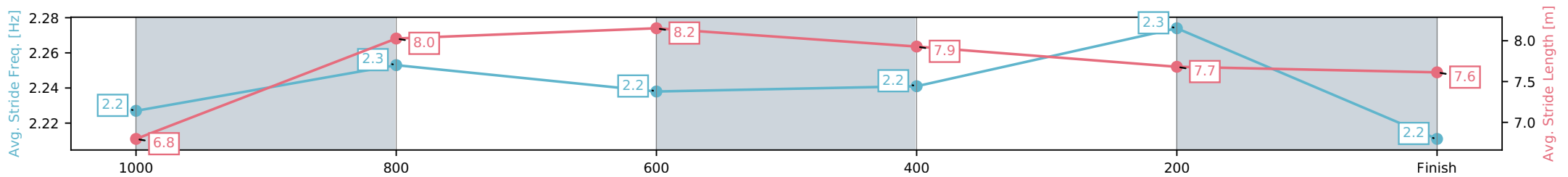
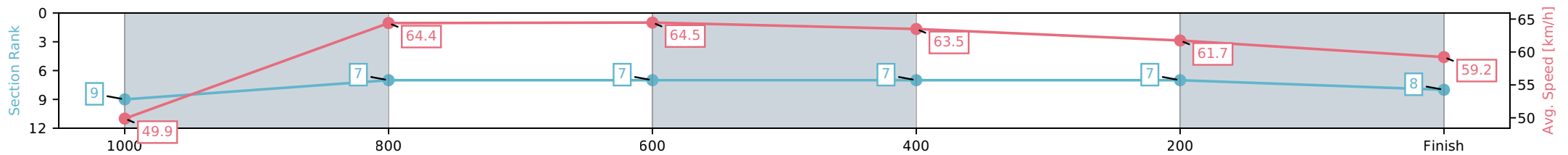
Race 1: ACCURATE ROAD PROFILING SERVICES Maiden Plate - 1200m

18 April 2026 - 12:25PM

Track Rating: Soft 5, Weather: Fine, Rail Position: +9m 900m-W/Post, +5m Remainder



Section	L1200	L1000	L800	L600	L400	L200
Section Times	1:12.07 (0:14.58)	0:57.49 [7] (0:11.22)	0:46.28 [7] (0:11.18)	0:35.10 [7] (0:11.35)	0:23.75 [7] (0:11.67)	0:12.08 [8] (0:12.08)
Average Speed [km/h]	49.9	64.4	64.5	63.5	61.7	59.2
Top Speed [km/h]	64.3	65.8	66.1	64.1	63.0	60.7
Avg. Dist. to Rail [m]	3.4	0.9	0.6	0.4	1.3	0.8
Avg. Stride Freq. [Hz]	2.2	2.3	2.2	2.2	2.3	2.2
Avg. Stride Length [m]	6.8	8.0	8.2	7.9	7.7	7.6



- [] Ranking at each section and finish
- :-:- No data available at this section
- NA No data available

Horse/Jockey Name	Long Live The Cat/Jett Newman
Finish Rank	9
Fastest Section Time (Section)	0:11.30 (1000-800)
Top Speed [km/h] (Section)	65.5 (1200 - 1000)
Race State	Finished



Aquis Park Gold Coast QLD

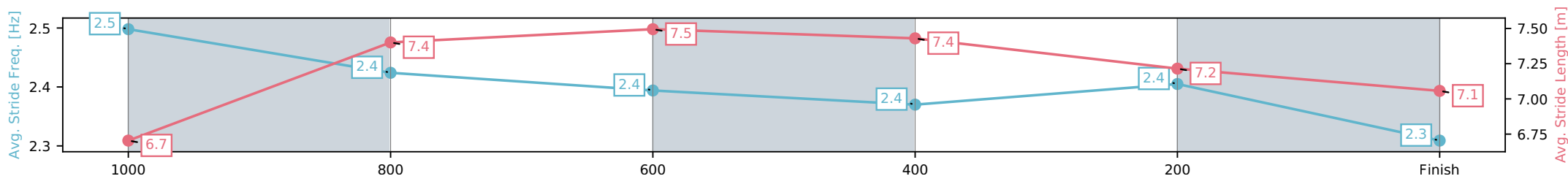
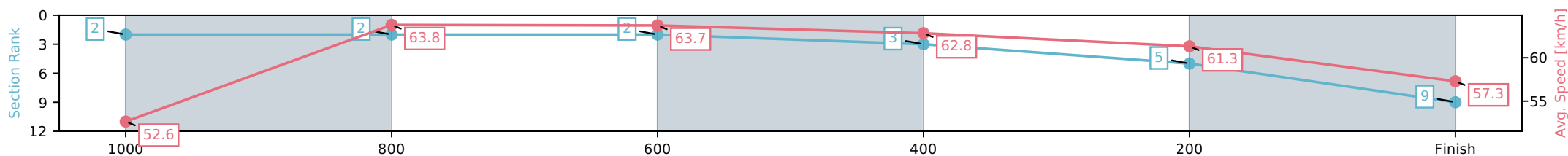
Race 1: ACCURATE ROAD PROFILING SERVICES Maiden Plate - 1200m

18 April 2026 - 12:25PM

Track Rating: Soft 5, Weather: Fine, Rail Position: +9m 900m-W/Post, +5m Remainder



Section	L1200	L1000	L800	L600	L400	L200
Section Times	1:12.17 (0:13.82)	0:58.36 [2] (0:11.30)	0:47.06 [2] (0:11.36)	0:35.70 [3] (0:11.49)	0:24.21 [5] (0:11.77)	0:12.44 [9] (0:12.44)
Average Speed [km/h]	52.6	63.8	63.7	62.8	61.3	57.3
Top Speed [km/h]	65.5	64.7	65.3	64.1	62.5	60.0
Avg. Dist. to Rail [m]	6.3	1.0	1.5	0.7	2.6	2.8
Avg. Stride Freq. [Hz]	2.5	2.4	2.4	2.4	2.4	2.3
Avg. Stride Length [m]	6.7	7.4	7.5	7.4	7.2	7.1



- [] Ranking at each section and finish
- :-:- No data available at this section
- NA No data available

Horse/Jockey Name	The Hopestar/Luke Dempsey
Finish Rank	10
Fastest Section Time (Section)	0:11.28 (800-600)
Top Speed [km/h] (Section)	65.3 (800-600)
Race State	Finished



Aquis Park Gold Coast QLD

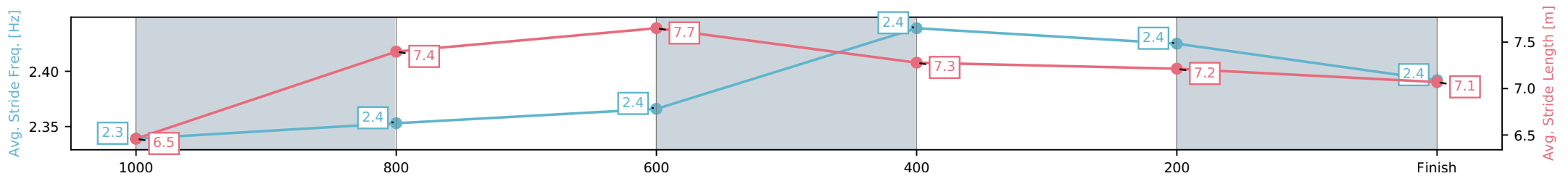
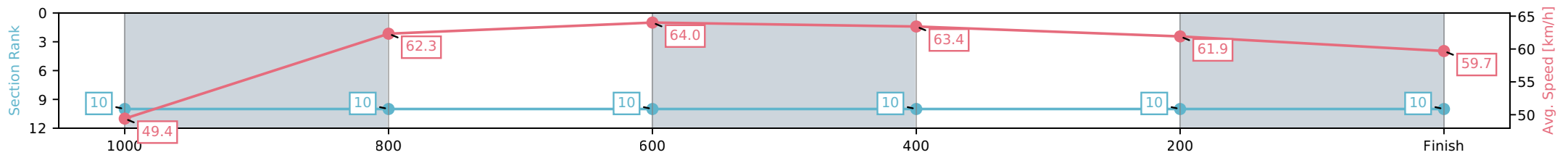
Race 1: ACCURATE ROAD PROFILING SERVICES Maiden Plate - 1200m

18 April 2026 - 12:25PM

Track Rating: Soft 5, Weather: Fine, Rail Position: +9m 900m-W/Post, +5m Remainder



Section	L1200	L1000	L800	L600	L400	L200
Section Times	1:12.44 (0:14.70)	0:57.74 [10] (0:11.58)	0:46.15 [10] (0:11.28)	0:34.88 [10] (0:11.33)	0:23.54 [10] (0:11.64)	0:11.91 [10] (0:11.91)
Average Speed [km/h]	49.4	62.3	64.0	63.4	61.9	59.7
Top Speed [km/h]	61.8	65.3	65.3	64.6	63.6	61.3
Avg. Dist. to Rail [m]	5.0	0.8	0.9	0.5	1.1	1.8
Avg. Stride Freq. [Hz]	2.3	2.4	2.4	2.4	2.4	2.4
Avg. Stride Length [m]	6.5	7.4	7.7	7.3	7.2	7.1



- [] Ranking at each section and finish
- :-:- No data available at this section
- NA No data available



Aquis Park Gold Coast QLD -

Race 2: THE LOOSE MOOSE QTIS Three-Year-Old Fillies Maiden Plate - 1200m

18 April 2026 - 1:05PM



HOME OF THE GOLD COAST TURF CLUB & EVENT CENTRE

Track Rating: Soft 5, Weather: Fine, Rail Position: +9m 900m-W/Post, +5m Remainder

Field Times (Race Tempo) 1:10.72 0:57.20 0:46.17 0:34.78 0:23.37 0:11.85
 (0:13.52) (0:11.03) (0:11.39) (0:11.41) (0:11.52) (0:11.85)

Rank	TAB#	Horse	Overall Time	First 400m	Top Speed km/h (Section)	L1200	L1000	L800	L600	L400	L200		
	(BAR#)	Jockey	Margin (DT-W)	Last 600m	Fastest Section (Time)	Start - 1000	1000 - 800	800 - 600	600 - 400	400 - 200	200 - Finish		
1	3	Flaxlands	1:10.72	0:25.07	65.9 (1000-800)	1:10.72	0:56.67 [7]	0:45.65 [7]	0:34.27 [7]	0:22.78 [5]	0:11.54 [3]		
	(2)	Jaden Lloyd		0:34.27	1000-800 (0:11.02)	(0:14.05)	(0:11.02)	(0:11.38)	(0:11.49)	0:11.24	(0:11.54)		
2	12	Zoubuca Shots	1:10.95	0:24.55	68.4 (1000-800)	1:10.95	0:57.43 [1]	0:46.40 [1]	0:35.01 [1]	0:23.60 [1]	0:12.08 [1]		
	(7)	Boris Thornton	1.3L (+0)	0:35.01	1000-800 (0:11.03)	(0:13.52)	(0:11.03)	(0:11.39)	(0:11.41)	(0:11.52)	(0:12.08)		
3	9	Queen Jeddah	1:11.01	0:25.73	67.6 (800-600)	1:11.01	0:56.66 [9]	0:45.28 [9]	0:34.17 [9]	0:22.76 [8]	0:11.44 [6]		
	(5)	McKenzie Apel	1.7L (-2)	0:34.17	800-600 (0:11.11)	(0:14.35)	(0:11.38)	(0:11.11)	(0:11.41)	(0:11.32)	0:11.44		
4	5	Lady Milan	1:11.37	0:24.80	67.4 (1000-800)	1:11.37	0:57.53 [3]	0:46.57 [4]	0:35.11 [3]	0:23.74 [3]	0:12.25 [2]		
	(3)	Leah Martyn	3.8L (-3)	0:35.11	1000-800 (0:10.96)	(0:13.84)	(0:10.96)	(0:11.46)	(0:11.37)	(0:11.49)	(0:12.25)		
5	10	Regal Rina	1:11.48	0:25.61	67.0 (800-600)	1:11.48	0:57.22 [8]	0:45.87 [8]	0:34.66 [8]	0:23.23 [9]	0:11.81 [7]		
	(9)	Fred Larson	4.5L (+0)	0:34.66	800-600 (0:11.20)	(0:14.26)	(0:11.35)	(0:11.20)	(0:11.43)	(0:11.42)	(0:11.81)		
6	4	Hurkle Durdle	1:11.87	0:24.67	68.1 (1000-800)	1:11.87	0:58.17 [2]	0:47.20 [2]	0:35.82 [2]	0:24.36 [2]	0:12.53 [4]		
	(6)	Bella Youngberry	6.8L (-4)	0:35.82	1000-800 (0:10.97)	(0:13.70)	(0:10.97)	(0:11.38)	(0:11.46)	(0:11.83)	(0:12.53)		
7	11	Thrash A Bully	1:11.94	0:24.95	67.3 (1000-800)	1:11.94	0:57.97 [5]	0:46.98 [5]	0:35.49 [6]	0:23.88 [7]	0:12.24 [8]		
	(10)	Georgina Cartwright	7.2L (+1)	0:35.49	1000-800 (0:10.98)	(0:13.97)	(0:10.98)	(0:11.50)	(0:11.61)	(0:11.64)	(0:12.24)		
8	8	Paciera	1:12.10	0:25.94	67.0 (800-600)	1:12.10	0:57.65 [10]	0:46.16 [11]	0:35.18 [10]	0:23.85 [10]	0:12.20 [10]		
	(4)	Rob Thorburn	8.1L (+0)	0:35.17	800-600 (0:10.98)	(0:14.45)	(0:11.49)	0:10.98	0:11.33	(0:11.64)	(0:12.20)		
9	2	Egyptian Goddess	1:12.12	0:25.00	68.4 (1000-800)	1:12.12	0:58.08 [6]	0:47.12 [6]	0:35.78 [4]	0:24.29 [4]	0:12.67 [5]		
	(11)	Ashley Butler	8.2L (+2)	0:35.78	1000-800 (0:10.96)	(0:14.04)	(0:10.96)	(0:11.34)	(0:11.49)	(0:11.62)	(0:12.67)		
10	6	Mishani Undercover	1:12.16	0:25.83	67.3 (800-600)	1:12.16	0:57.60 [11]	0:46.33 [10]	0:35.06 [11]	0:23.60 [11]	0:12.07 [11]		
	(8)	Olivia Kendal	8.5L (-1)	0:35.06	1000-800 (0:11.27)	(0:14.56)	(0:11.27)	(0:11.28)	(0:11.46)	(0:11.53)	(0:12.07)		

Scratched: Our Combination (#7)

Report Created: Sat 18 April 2026

(Note: Races are conducted over an approximate distance as close as possible to the advertised distance, and recorded data may vary accordingly. Official times refer to race times only and do not include handicap times.)

[] Position in running at each section and finish TAB# Saddle cloth number

-:--:-- No data available at this section

NA No data available

DNT Did not track

BAR# Barrier/Gate Position

DNF Did not finish

DT-W Distance travelled compared to winner in metres

Fastest split

Fastest section



Aquis Park Gold Coast QLD -
 Race 2: THE LOOSE MOOSE QTIS Three-Year-Old Fillies Maiden Plate - 1200m
 18 April 2026 - 1:05PM



Track Rating: Soft 5, Weather: Fine, Rail Position: +9m 900m-W/Post, +5m Remainder

Field Times
 (Race Tempo) 1:10.72 0:57.20 0:46.17 0:34.78 0:23.37 0:11.85
 (0:13.52) (0:11.03) (0:11.39) (0:11.41) (0:11.52) (0:11.85)

Rank	TAB#	Horse	Overall Time	First 400m	Top Speed km/h (Section)	L1200	L1000	L800	L600	L400	L200		
	(BAR#)	Jockey	Margin (DT-W)	Last 600m	Fastest Section (Time)	Start - 1000	1000 - 800	800 - 600	600 - 400	400 - 200	200 - Finish		
11	1	Babushka Doll	1:12.24	0:24.79	66.9 (1000-800)	1:12.24	0:58.37 [4]	0:47.45 [3]	0:35.90 [5]	0:24.25 [6]	0:12.43 [9]		
	(1)	Cody Collis	8.9L (-6)	0:35.89	1000-800 (0:10.92)	(0:13.87)	(0:10.92)	(0:11.55)	(0:11.64)	(0:11.82)	(0:12.43)		

Scratched: Our Combination (#7)

Report Created: Sat 18 April 2026

(Note: Races are conducted over an approximate distance as close as possible to the advertised distance, and recorded data may vary accordingly. Official times refer to race times only and do not include handicap times.)

[] Position in running at each section and finish TAB# Saddle cloth number
 -:-:- No data available at this section BAR# Barrier/Gate Position
 NA No data available DNF Did not finish
 DNT Did not track DT-W Distance travelled compared to winner in metres

Fastest split
 Fastest section

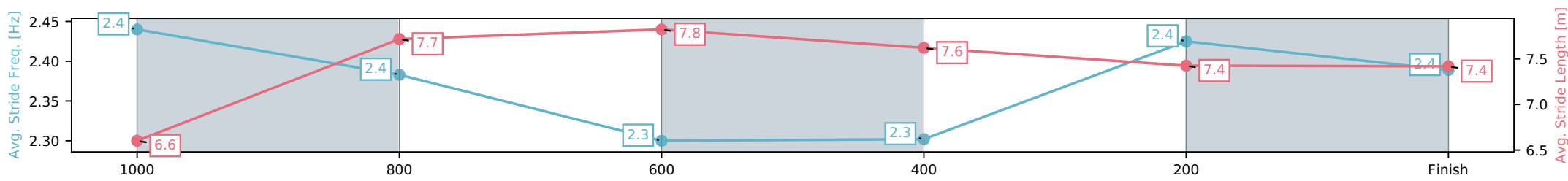
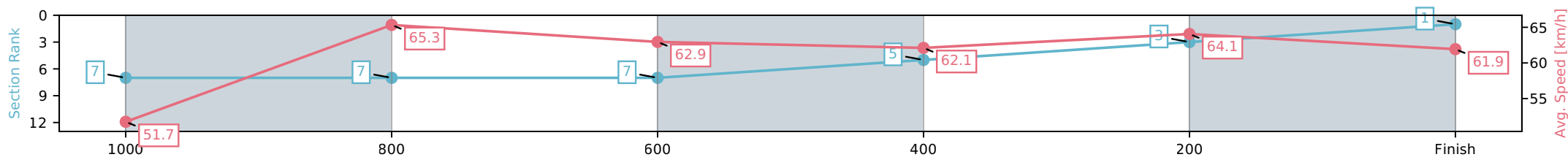
Horse/Jockey Name	Flaxlands/Jaden Lloyd
Finish Rank	1
Fastest Section Time (Section)	0:11.02 (1000-800)
Top Speed [km/h] (Section)	65.9 (1000-800)
Race State	Finished



Aquis Park Gold Coast QLD
 Race 2: THE LOOSE MOOSE QTIS Three-Year-Old Fillies
 Maiden Plate - 1200m
 18 April 2026 - 1:05PM
 Track Rating: Soft 5, Weather: Fine, Rail Position: +9m 900m-W/Post,
 +5m Remainder



Section	L1200	L1000	L800	L600	L400	L200
Section Times	1:10.72 (0:14.05)	0:56.67 [7] (0:11.02)	0:45.65 [7] (0:11.38)	0:34.27 [5] (0:11.49)	0:22.78 [3] (0:11.24)	0:11.54 [1] (0:11.54)
Average Speed [km/h]	51.7	65.3	62.9	62.1	64.1	61.9
Top Speed [km/h]	65.0	65.9	65.0	63.0	64.9	64.1
Avg. Dist. to Rail [m]	2.4	0.7	1.5	1.6	2.2	3.4
Avg. Stride Freq. [Hz]	2.4	2.4	2.3	2.3	2.4	2.4
Avg. Stride Length [m]	6.6	7.7	7.8	7.6	7.4	7.4



[] Ranking at each section and finish
 -:-:- No data available at this section
 NA No data available

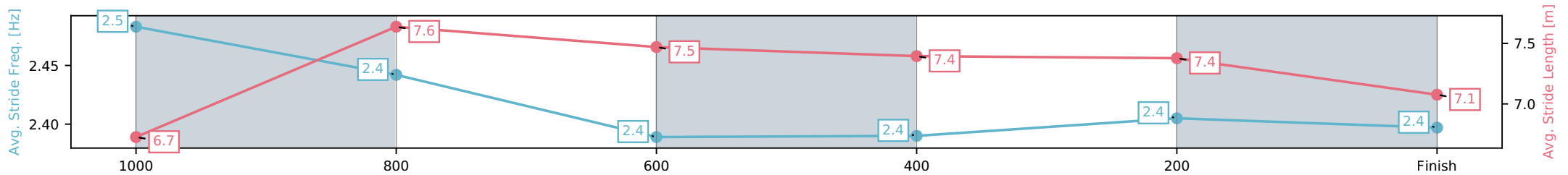
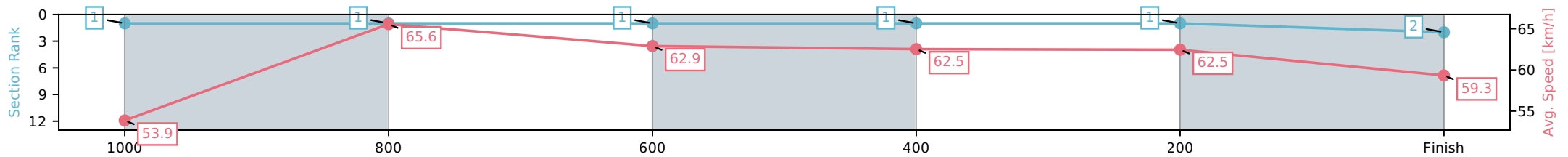
Horse/Jockey Name	Zoubuca Shots/Boris Thornton
Finish Rank	2
Fastest Section Time (Section)	0:11.03 (1000-800)
Top Speed [km/h] (Section)	68.4 (1000-800)
Race State	Finished



Aquis Park Gold Coast QLD
 Race 2: THE LOOSE MOOSE QTIS Three-Year-Old Fillies
 Maiden Plate - 1200m
 18 April 2026 - 1:05PM
 Track Rating: Soft 5, Weather: Fine, Rail Position: +9m 900m-W/Post,
 +5m Remainder



Section	L1200	L1000	L800	L600	L400	L200
Section Times	1:10.95 (0:13.52)	0:57.43 [1] (0:11.03)	0:46.40 [1] (0:11.39)	0:35.01 [1] (0:11.41)	0:23.60 [1] (0:11.52)	0:12.08 [2] (0:12.08)
Average Speed [km/h]	53.9	65.6	62.9	62.5	62.5	59.3
Top Speed [km/h]	68.1	68.4	63.3	63.7	63.2	61.1
Avg. Dist. to Rail [m]	5.7	0.9	1.0	1.8	0.4	0.5
Avg. Stride Freq. [Hz]	2.5	2.4	2.4	2.4	2.4	2.4
Avg. Stride Length [m]	6.7	7.6	7.5	7.4	7.4	7.1



- [] Ranking at each section and finish
- :-:- No data available at this section
- NA No data available

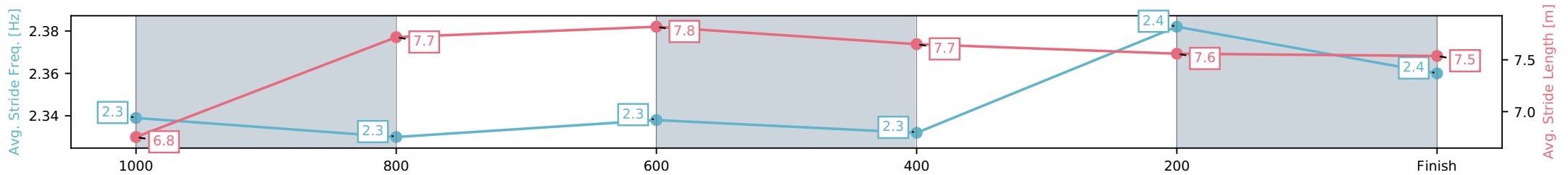
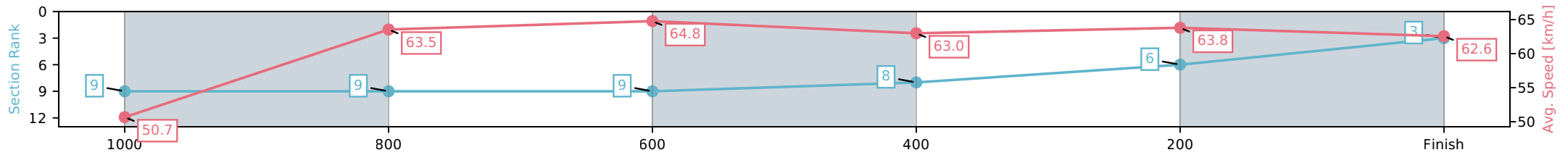
Horse/Jockey Name	Queen Jeddah/McKenzie Apel
Finish Rank	3
Fastest Section Time (Section)	0:11.11 (800-600)
Top Speed [km/h] (Section)	67.6 (800-600)
Race State	Finished



Aquis Park Gold Coast QLD
 Race 2: THE LOOSE MOOSE QTIS Three-Year-Old Fillies
 Maiden Plate - 1200m
 18 April 2026 - 1:05PM
 Track Rating: Soft 5, Weather: Fine, Rail Position: +9m 900m-W/Post,
 +5m Remainder



Section	L1200	L1000	L800	L600	L400	L200
Section Times	1:11.01 (0:14.35)	0:56.66 [9] (0:11.38)	0:45.28 [9] (0:11.11)	0:34.17 [8] (0:11.41)	0:22.76 [6] (0:11.32)	0:11.44 [3] (0:11.44)
Average Speed [km/h]	50.7	63.5	64.8	63.0	63.8	62.6
Top Speed [km/h]	63.8	65.2	67.6	64.1	64.7	64.5
Avg. Dist. to Rail [m]	3.6	0.9	0.7	0.4	4.3	5.9
Avg. Stride Freq. [Hz]	2.3	2.3	2.3	2.3	2.4	2.4
Avg. Stride Length [m]	6.8	7.7	7.8	7.7	7.6	7.5



- [] Ranking at each section and finish
- :-:- No data available at this section
- NA No data available

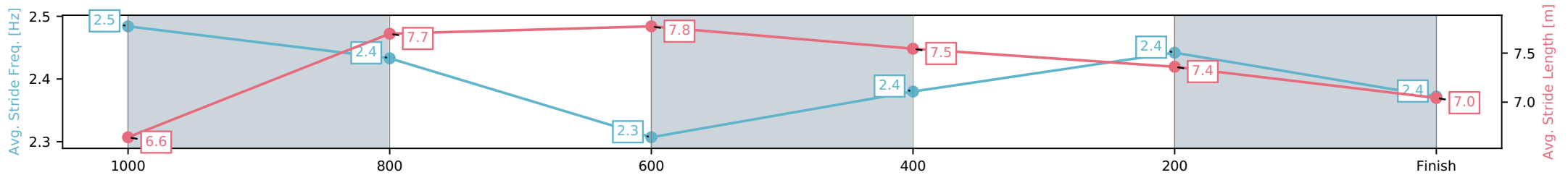
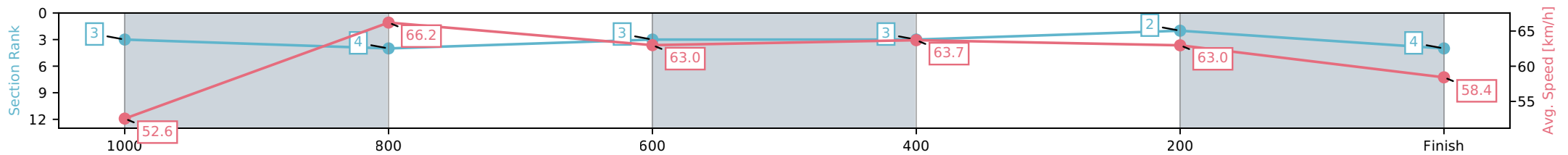
Horse/Jockey Name	Lady Milan/Leah Martyn
Finish Rank	4
Fastest Section Time (Section)	0:10.96 (1000-800)
Top Speed [km/h] (Section)	67.4 (1000-800)
Race State	Finished



Aquis Park Gold Coast QLD
 Race 2: THE LOOSE MOOSE QTIS Three-Year-Old Fillies
 Maiden Plate - 1200m
 18 April 2026 - 1:05PM
 Track Rating: Soft 5, Weather: Fine, Rail Position: +9m 900m-W/Post,
 +5m Remainder



Section	L1200	L1000	L800	L600	L400	L200
Section Times	1:11.37 (0:13.84)	0:57.53 [4] (0:10.96)	0:46.57 [3] (0:11.46)	0:35.11 [3] (0:11.37)	0:23.74 [2] (0:11.49)	0:12.25 [4] (0:12.25)
Average Speed [km/h]	52.6	66.2	63.0	63.7	63.0	58.4
Top Speed [km/h]	66.1	67.4	64.4	64.2	64.3	61.6
Avg. Dist. to Rail [m]	3.6	1.6	0.9	1.2	4.3	4.5
Avg. Stride Freq. [Hz]	2.5	2.4	2.3	2.4	2.4	2.4
Avg. Stride Length [m]	6.6	7.7	7.8	7.5	7.4	7.0



- [] Ranking at each section and finish
- :-:- No data available at this section
- NA No data available

Horse/Jockey Name	Regal Rina/Fred Larson
Finish Rank	5
Fastest Section Time (Section)	0:11.20 (800-600)
Top Speed [km/h] (Section)	67.0 (800-600)
Race State	Finished



Aquis Park Gold Coast QLD

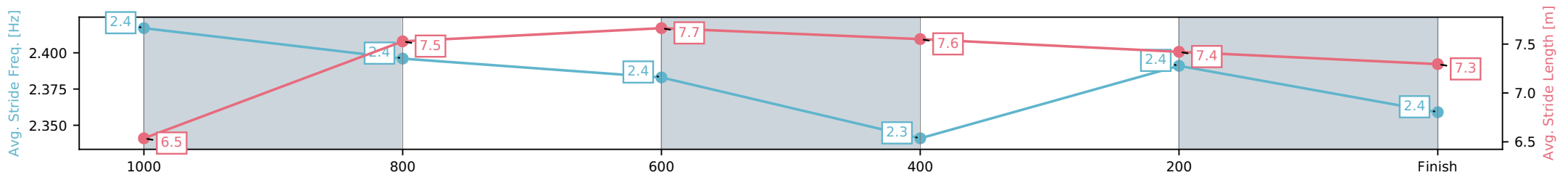
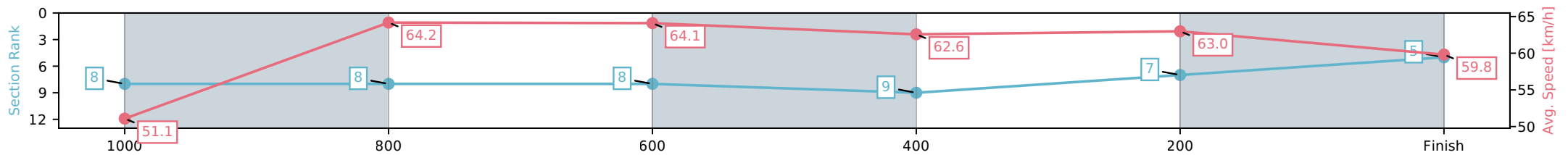
Race 2: THE LOOSE MOOSE QTIS Three-Year-Old Fillies
Maiden Plate - 1200m

18 April 2026 - 1:05PM

Track Rating: Soft 5, Weather: Fine, Rail Position: +9m 900m-W/Post,
+5m Remainder



Section	L1200	L1000	L800	L600	L400	L200
Section Times	1:11.48 (0:14.26)	0:57.22 [8] (0:11.35)	0:45.87 [8] (0:11.20)	0:34.66 [9] (0:11.43)	0:23.23 [7] (0:11.42)	0:11.81 [5] (0:11.81)
Average Speed [km/h]	51.1	64.2	64.1	62.6	63.0	59.8
Top Speed [km/h]	65.0	65.6	67.0	63.7	64.3	62.9
Avg. Dist. to Rail [m]	6.0	2.2	0.7	1.4	1.0	3.8
Avg. Stride Freq. [Hz]	2.4	2.4	2.4	2.3	2.4	2.4
Avg. Stride Length [m]	6.5	7.5	7.7	7.6	7.4	7.3



- [] Ranking at each section and finish
- :-:- No data available at this section
- NA No data available

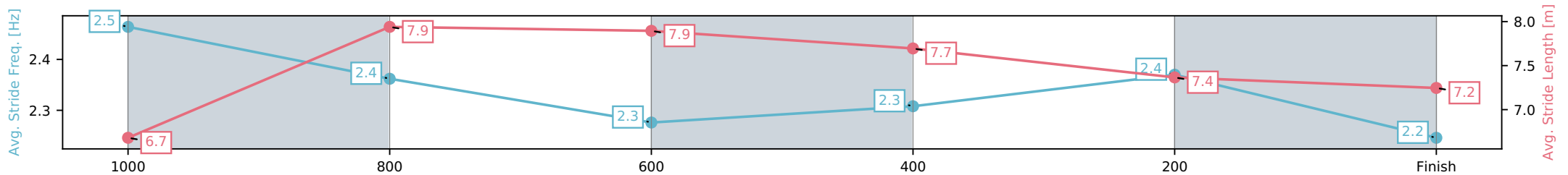
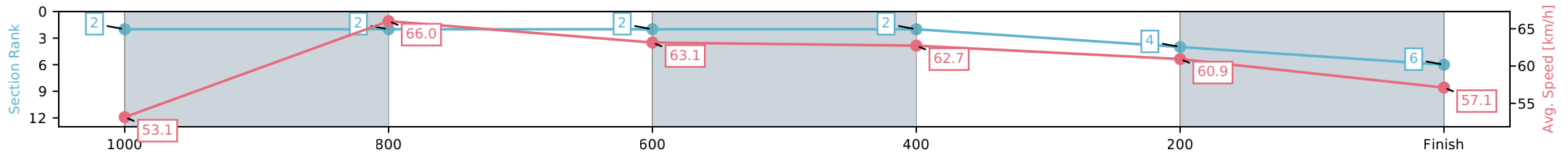
Horse/Jockey Name	Hurkle Durkle/Bella Youngberry
Finish Rank	6
Fastest Section Time (Section)	0:10.97 (1000-800)
Top Speed [km/h] (Section)	68.1 (1000-800)
Race State	Finished



Aquis Park Gold Coast QLD
 Race 2: THE LOOSE MOOSE QTIS Three-Year-Old Fillies
 Maiden Plate - 1200m
 18 April 2026 - 1:05PM
 Track Rating: Soft 5, Weather: Fine, Rail Position: +9m 900m-W/Post,
 +5m Remainder



Section	L1200	L1000	L800	L600	L400	L200
Section Times	1:11.87 (0:13.70)	0:58.17 [2] (0:10.97)	0:47.20 [2] (0:11.38)	0:35.82 [2] (0:11.46)	0:24.36 [4] (0:11.83)	0:12.53 [6] (0:12.53)
Average Speed [km/h]	53.1	66.0	63.1	62.7	60.9	57.1
Top Speed [km/h]	67.2	68.1	64.0	64.5	62.6	58.8
Avg. Dist. to Rail [m]	5.5	1.3	0.5	0.5	1.8	1.0
Avg. Stride Freq. [Hz]	2.5	2.4	2.3	2.3	2.4	2.2
Avg. Stride Length [m]	6.7	7.9	7.9	7.7	7.4	7.2



[] Ranking at each section and finish
 -:-:- No data available at this section
 NA No data available

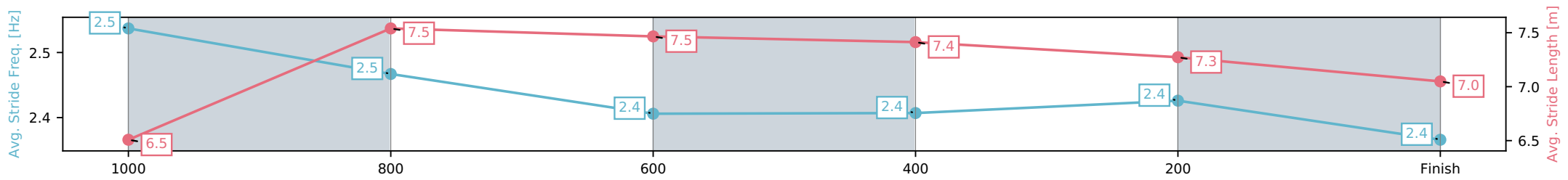
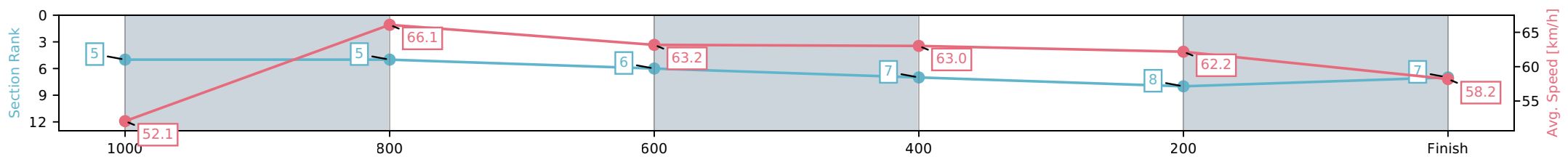
Horse/Jockey Name	Thrash A Bully/Georgina Cartwright
Finish Rank	7
Fastest Section Time (Section)	0:10.98 (1000-800)
Top Speed [km/h] (Section)	67.3 (1000-800)
Race State	Finished



Aquis Park Gold Coast QLD
 Race 2: THE LOOSE MOOSE QTIS Three-Year-Old Fillies
 Maiden Plate - 1200m
 18 April 2026 - 1:05PM
 Track Rating: Soft 5, Weather: Fine, Rail Position: +9m 900m-W/Post,
 +5m Remainder



Section	L1200	L1000	L800	L600	L400	L200
Section Times	1:11.94 (0:13.97)	0:57.97 [5] (0:10.98)	0:46.98 [6] (0:11.50)	0:35.49 [7] (0:11.61)	0:23.88 [8] (0:11.64)	0:12.24 [7] (0:12.24)
Average Speed [km/h]	52.1	66.1	63.2	63.0	62.2	58.2
Top Speed [km/h]	65.0	67.3	63.9	64.1	64.0	60.5
Avg. Dist. to Rail [m]	7.2	1.4	2.2	3.0	4.5	4.5
Avg. Stride Freq. [Hz]	2.5	2.5	2.4	2.4	2.4	2.4
Avg. Stride Length [m]	6.5	7.5	7.5	7.4	7.3	7.0



[] Ranking at each section and finish
 -:-:- No data available at this section
 NA No data available

Horse/Jockey Name	Paciera/Rob Thorburn
Finish Rank	8
Fastest Section Time (Section)	0:10.98 (800-600)
Top Speed [km/h] (Section)	67.0 (800-600)
Race State	Finished



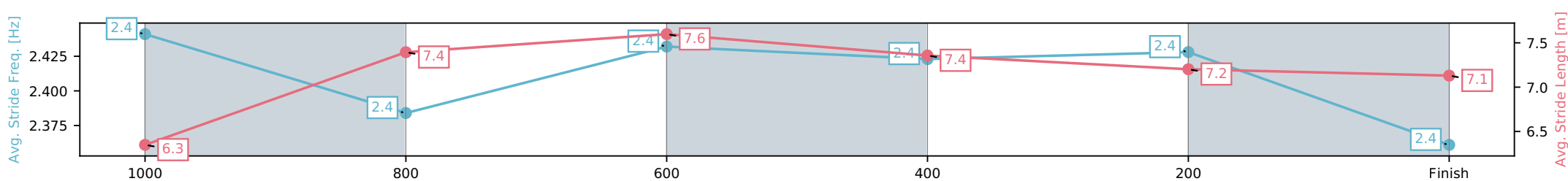
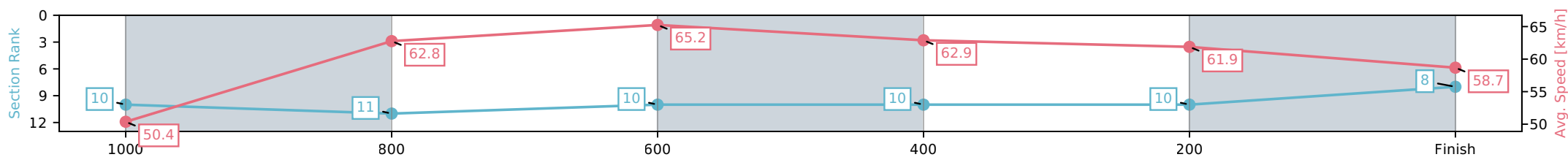
Aquis Park Gold Coast QLD
 Race 2: THE LOOSE MOOSE QTIS Three-Year-Old Fillies
 Maiden Plate - 1200m



18 April 2026 - 1:05PM

Track Rating: Soft 5, Weather: Fine, Rail Position: +9m 900m-W/Post,
 +5m Remainder

Section	L1200	L1000	L800	L600	L400	L200
Section Times	1:12.10 (0:14.45)	0:57.65 [11] (0:11.49)	0:46.16 [10] (0:10.98)	0:35.18 [10] (0:11.33)	0:23.85 [10] (0:11.64)	0:12.20 [8] (0:12.20)
Average Speed [km/h]	50.4	62.8	65.2	62.9	61.9	58.7
Top Speed [km/h]	65.7	66.0	67.0	63.7	64.6	61.1
Avg. Dist. to Rail [m]	2.8	0.6	1.3	1.9	0.7	1.2
Avg. Stride Freq. [Hz]	2.4	2.4	2.4	2.4	2.4	2.4
Avg. Stride Length [m]	6.3	7.4	7.6	7.4	7.2	7.1



- [] Ranking at each section and finish
- :-:- No data available at this section
- NA No data available

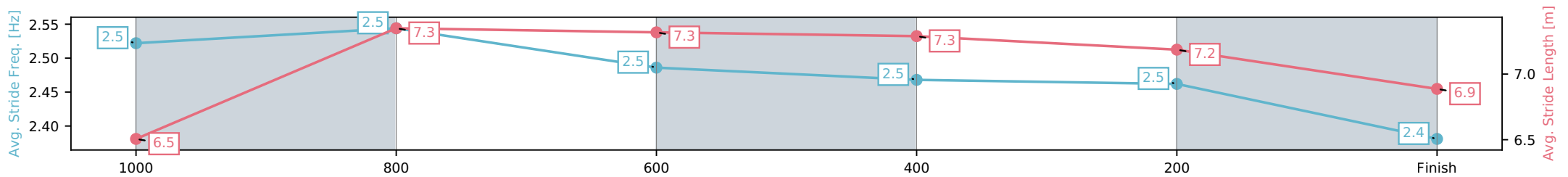
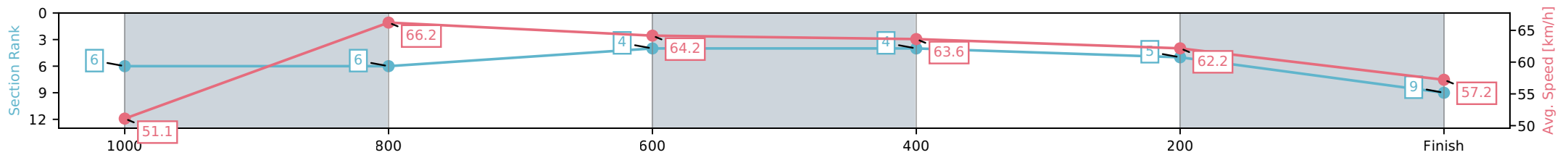
Horse/Jockey Name	Egyptian Goddess/Ashley Butler
Finish Rank	9
Fastest Section Time (Section)	0:10.96 (1000-800)
Top Speed [km/h] (Section)	68.4 (1000-800)
Race State	Finished



Aquis Park Gold Coast QLD
 Race 2: THE LOOSE MOOSE QTIS Three-Year-Old Fillies
 Maiden Plate - 1200m
 18 April 2026 - 1:05PM
 Track Rating: Soft 5, Weather: Fine, Rail Position: +9m 900m-W/Post,
 +5m Remainder



Section	L1200	L1000	L800	L600	L400	L200
Section Times	1:12.12 (0:14.04)	0:58.08 [6] (0:10.96)	0:47.12 [4] (0:11.34)	0:35.78 [4] (0:11.49)	0:24.29 [5] (0:11.62)	0:12.67 [9] (0:12.67)
Average Speed [km/h]	51.1	66.2	64.2	63.6	62.2	57.2
Top Speed [km/h]	65.4	68.4	65.5	65.3	63.0	60.2
Avg. Dist. to Rail [m]	8.9	2.7	2.5	2.8	3.2	2.8
Avg. Stride Freq. [Hz]	2.5	2.5	2.5	2.5	2.5	2.4
Avg. Stride Length [m]	6.5	7.3	7.3	7.3	7.2	6.9



- [] Ranking at each section and finish
- :-:- No data available at this section
- NA No data available

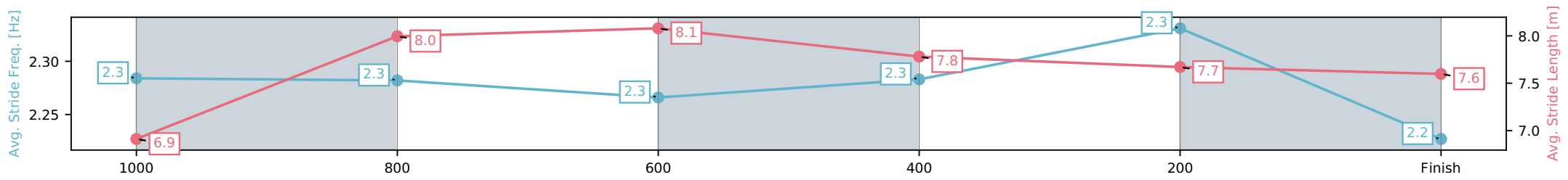
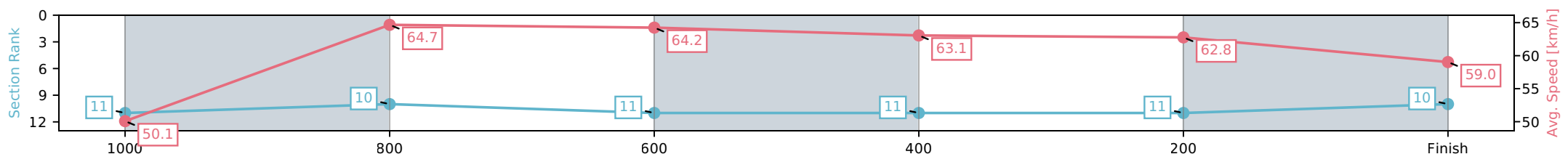
Horse/Jockey Name	Mishani Undercover/Olivia Kendal
Finish Rank	10
Fastest Section Time (Section)	0:11.27 (1000-800)
Top Speed [km/h] (Section)	67.3 (800-600)
Race State	Finished



Aquis Park Gold Coast QLD
 Race 2: THE LOOSE MOOSE QTIS Three-Year-Old Fillies
 Maiden Plate - 1200m
 18 April 2026 - 1:05PM
 Track Rating: Soft 5, Weather: Fine, Rail Position: +9m 900m-W/Post,
 +5m Remainder



Section	L1200	L1000	L800	L600	L400	L200
Section Times	1:12.16 (0:14.56)	0:57.60 [10] (0:11.27)	0:46.33 [11] (0:11.28)	0:35.06 [11] (0:11.46)	0:23.60 [11] (0:11.53)	0:12.07 [10] (0:12.07)
Average Speed [km/h]	50.1	64.7	64.2	63.1	62.8	59.0
Top Speed [km/h]	65.2	66.1	67.3	63.9	63.9	61.6
Avg. Dist. to Rail [m]	5.1	2.6	1.5	1.0	5.5	6.6
Avg. Stride Freq. [Hz]	2.3	2.3	2.3	2.3	2.3	2.2
Avg. Stride Length [m]	6.9	8.0	8.1	7.8	7.7	7.6



[] Ranking at each section and finish
 -:-:- No data available at this section
 NA No data available

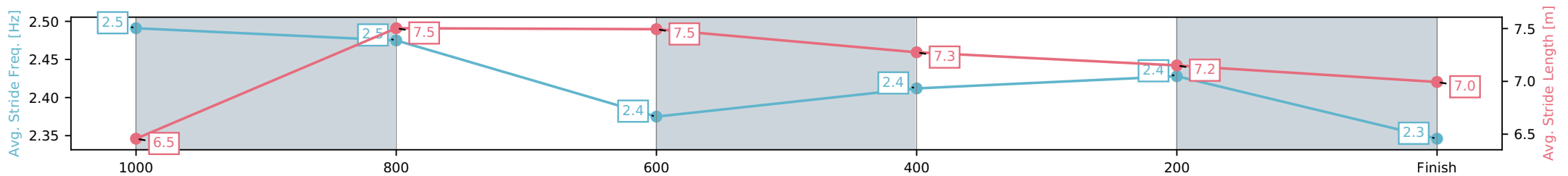
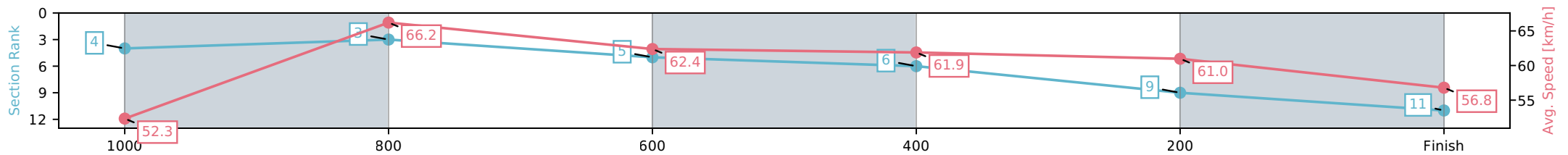
Horse/Jockey Name	Babushka Doll/Cody Collis
Finish Rank	11
Fastest Section Time (Section)	0:10.92 (1000-800)
Top Speed [km/h] (Section)	66.9 (1000-800)
Race State	Finished



Aquis Park Gold Coast QLD
 Race 2: THE LOOSE MOOSE QTIS Three-Year-Old Fillies
 Maiden Plate - 1200m
 18 April 2026 - 1:05PM
 Track Rating: Soft 5, Weather: Fine, Rail Position: +9m 900m-W/Post,
 +5m Remainder



Section	L1200	L1000	L800	L600	L400	L200
Section Times	1:12.24 (0:13.87)	0:58.37 [3] (0:10.92)	0:47.45 [5] (0:11.55)	0:35.90 [6] (0:11.64)	0:24.25 [9] (0:11.82)	0:12.43 [11] (0:12.43)
Average Speed [km/h]	52.3	66.2	62.4	61.9	61.0	56.8
Top Speed [km/h]	66.0	66.9	63.8	63.0	62.0	59.0
Avg. Dist. to Rail [m]	1.0	0.9	0.6	0.4	2.2	1.4
Avg. Stride Freq. [Hz]	2.5	2.5	2.4	2.4	2.4	2.3
Avg. Stride Length [m]	6.5	7.5	7.5	7.3	7.2	7.0



- [] Ranking at each section and finish
- :-:- No data available at this section
- NA No data available



Aquis Park Gold Coast QLD -

Race 3: SILVERCHEF QTIS Three-Year-Old Colts and Geldings Maiden Plate - 1200m

18 April 2026 - 1:39PM



HOME OF THE GOLD COAST TURF CLUB & EVENT CENTRE

Track Rating: Soft 5, Weather: Fine, Rail Position: +9m 900m-W/Post, +5m Remainder

Field Times (Race Tempo) 1:11.18 (0:13.52) 0:57.66 (0:10.55) 0:47.11 (0:10.82) 0:36.28 (0:11.49) 0:24.79 (0:11.92) 0:12.87 (0:12.87)

Table with columns: Rank, TAB#, Horse, Overall Time, First 400m, Top Speed km/h (Section), L1200, L1000, L800, L600, L400, L200. Rows include horses like Vintage Vibes, Trip Hazard, King Of Valhalla, Texas, Power And War, Encrypted Feeling, Worthy Stunnah, English Conqueror, Jakebrake, and Measure Of Time.

Scratched: Magic Invader (#5), Prince Pier (#13)

Report Created: Sat 18 April 2026

(Note: Races are conducted over an approximate distance as close as possible to the advertised distance, and recorded data may vary accordingly. Official times refer to race times only and do not include handicap times.)

[] Position in running at each section and finish TAB# Saddle cloth number
-:-:- No data available at this section BAR# Barrier/Gate Position
NA No data available DNF Did not finish
DNT Did not track DT-W Distance travelled compared to winner in metres

[] Fastest split
[] Fastest section

data processed by TRIPLESDATA



Aquis Park Gold Coast QLD -

Race 3: SILVERCHEF QTIS Three-Year-Old Colts and Geldings Maiden Plate - 1200m

18 April 2026 - 1:39PM

Track Rating: Soft 5, Weather: Fine, Rail Position: +9m 900m-W/Post, +5m Remainder



Field Times
(Race Tempo)

1:11.18	0:57.66	0:47.11	0:36.28	0:24.79	0:12.87
(0:13.52)	(0:10.55)	(0:10.82)	(0:11.49)	(0:11.92)	(0:12.87)

Rank	TAB#	Horse	Overall Time	First 400m	Top Speed km/h (Section)	L1200	L1000	L800	L600	L400	L200		
	(BAR#)	Jockey	Margin (DT-W)	Last 600m	Fastest Section (Time)	Start - 1000	1000 - 800	800 - 600	600 - 400	400 - 200	200 - Finish		
11	9	The Batavia	1:13.29	0:24.18	69.9 (1000-800)	1:13.29	0:59.66 [3]	0:49.11 [3]	0:38.17 [3]	0:26.54 [4]	0:13.81 [8]		
	(11)	Leah Martyn	12.4L (+2)	0:38.17	1000-800 (0:10.55)	(0:13.63)	(0:10.55)	(0:10.94)	(0:11.63)	(0:12.73)	(0:13.81)		

Scratched: Magic Invader (#5), Prince Pier (#13)

Report Created: Sat 18 April 2026

(Note: Races are conducted over an approximate distance as close as possible to the advertised distance, and recorded data may vary accordingly. Official times refer to race times only and do not include handicap times.)

[] Position in running at each section and finish TAB# Saddle cloth number

-:--:-- No data available at this section

NA No data available

DNT Did not track

BAR# Barrier/Gate Position

DNF Did not finish

DT-W Distance travelled compared to winner in metres

Fastest split

Fastest section

Horse/Jockey Name	Vintage Vibes/Jaden Lloyd
Finish Rank	1
Fastest Section Time (Section)	0:10.69 (1000-800)
Top Speed [km/h] (Section)	69.0 (1000-800)
Race State	Finished



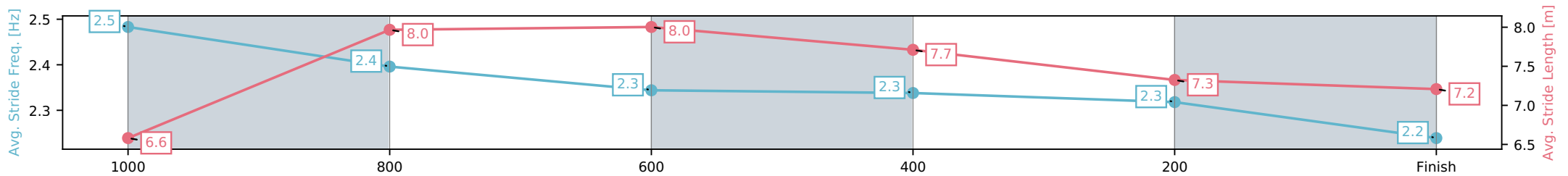
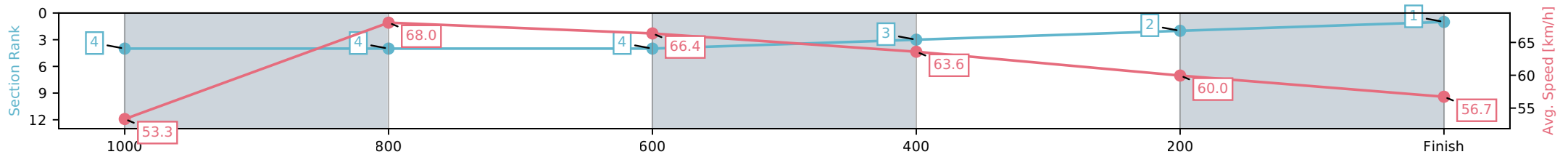
Aquis Park Gold Coast QLD
 Race 3: SILVERCHEF QTIS Three-Year-Old Colts and Geldings
 Maiden Plate - 1200m



18 April 2026 - 1:39PM

Track Rating: Soft 5, Weather: Fine, Rail Position: +9m 900m-W/Post,
 +5m Remainder

Section	L1200	L1000	L800	L600	L400	L200
Section Times	1:11.18 (0:13.66)	0:57.52 [4] (0:10.69)	0:46.83 [4] (0:10.88)	0:35.95 [3] (0:11.32)	0:24.63 [2] (0:12.04)	0:12.58 [1] (0:12.58)
Average Speed [km/h]	53.3	68.0	66.4	63.6	60.0	56.7
Top Speed [km/h]	67.8	69.0	68.8	65.1	61.9	58.8
Avg. Dist. to Rail [m]	5.4	2.2	0.9	0.5	3.0	1.2
Avg. Stride Freq. [Hz]	2.5	2.4	2.3	2.3	2.3	2.2
Avg. Stride Length [m]	6.6	8.0	8.0	7.7	7.3	7.2



- [] Ranking at each section and finish
- :-:- No data available at this section
- NA No data available

Horse/Jockey Name	Trip Hazard/Cody Collis
Finish Rank	2
Fastest Section Time (Section)	0:10.80 (1000-800)
Top Speed [km/h] (Section)	68.4 (1000-800)
Race State	Finished



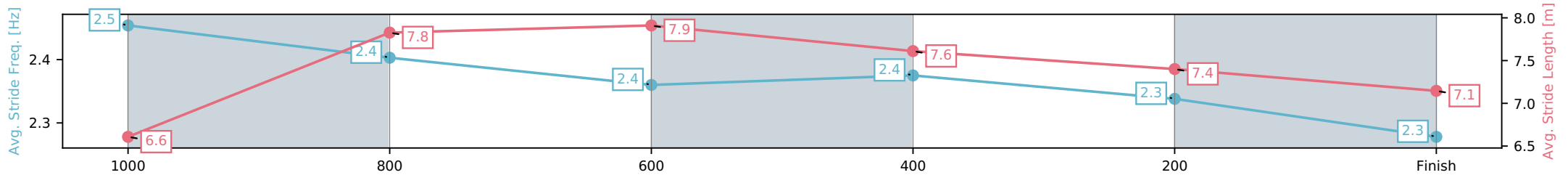
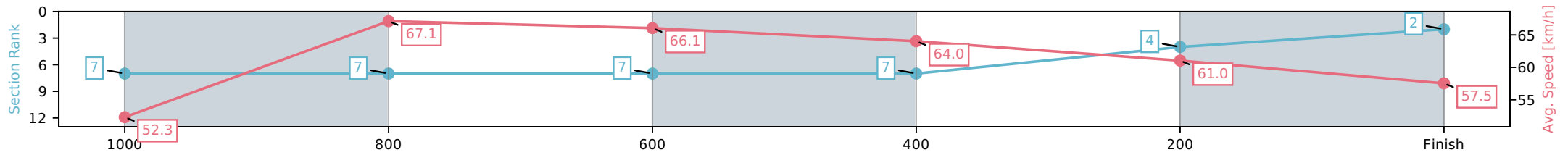
Aquis Park Gold Coast QLD
 Race 3: SILVERCHEF QTIS Three-Year-Old Colts and Geldings
 Maiden Plate - 1200m



18 April 2026 - 1:39PM

Track Rating: Soft 5, Weather: Fine, Rail Position: +9m 900m-W/Post,
 +5m Remainder

Section	L1200	L1000	L800	L600	L400	L200
Section Times	1:11.25 (0:13.95)	0:57.30 [7] (0:10.80)	0:46.50 [7] (0:10.92)	0:35.58 [7] (0:11.32)	0:24.26 [4] (0:11.85)	0:12.41 [2] (0:12.41)
Average Speed [km/h]	52.3	67.1	66.1	64.0	61.0	57.5
Top Speed [km/h]	67.2	68.4	68.0	65.1	63.0	59.4
Avg. Dist. to Rail [m]	6.0	1.5	0.7	1.2	4.9	3.8
Avg. Stride Freq. [Hz]	2.5	2.4	2.4	2.4	2.3	2.3
Avg. Stride Length [m]	6.6	7.8	7.9	7.6	7.4	7.1



- [] Ranking at each section and finish
- :-:- No data available at this section
- NA No data available

Horse/Jockey Name	King Of Valhalla/Dylan Turner
Finish Rank	3
Fastest Section Time (Section)	0:10.59 (1000-800)
Top Speed [km/h] (Section)	68.6 (1000-800)
Race State	Finished



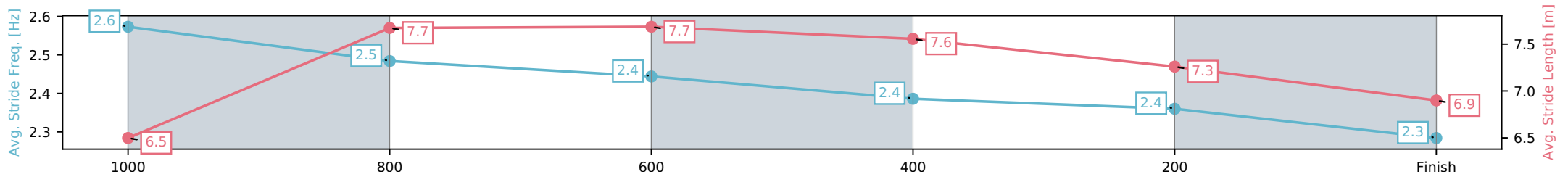
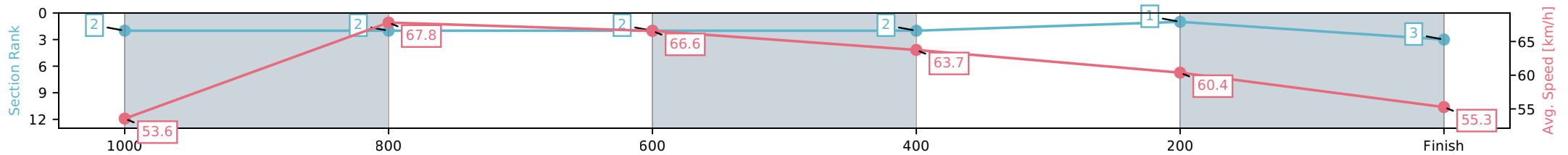
Aquis Park Gold Coast QLD
 Race 3: SILVERCHEF QTIS Three-Year-Old Colts and Geldings
 Maiden Plate - 1200m



18 April 2026 - 1:39PM

Track Rating: Soft 5, Weather: Fine, Rail Position: +9m 900m-W/Post,
 +5m Remainder

Section	L1200	L1000	L800	L600	L400	L200
Section Times	1:11.26 (0:13.57)	0:57.69 [2] (0:10.59)	0:47.10 [2] (0:10.87)	0:36.23 [2] (0:11.36)	0:24.87 [1] (0:11.92)	0:12.94 [3] (0:12.94)
Average Speed [km/h]	53.6	67.8	66.6	63.7	60.4	55.3
Top Speed [km/h]	67.9	68.6	68.0	65.1	62.2	58.0
Avg. Dist. to Rail [m]	1.2	0.7	1.7	1.0	0.3	0.3
Avg. Stride Freq. [Hz]	2.6	2.5	2.4	2.4	2.4	2.3
Avg. Stride Length [m]	6.5	7.7	7.7	7.6	7.3	6.9



- [] Ranking at each section and finish
- :-:- No data available at this section
- NA No data available

Horse/Jockey Name	Texas/Bella Youngberry
Finish Rank	4
Fastest Section Time (Section)	0:10.86 (1000-800)
Top Speed [km/h] (Section)	68.2 (1000-800)
Race State	Finished



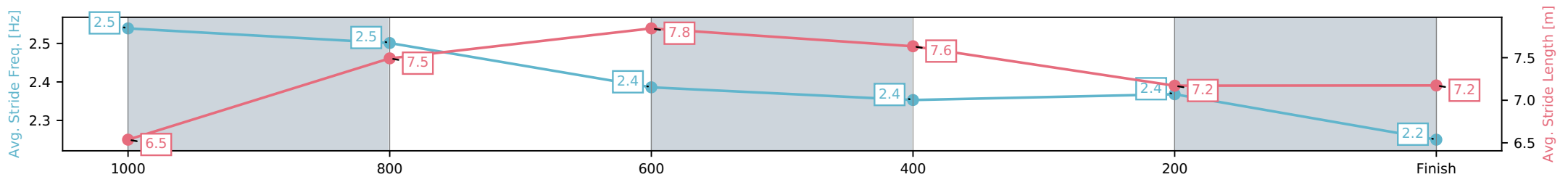
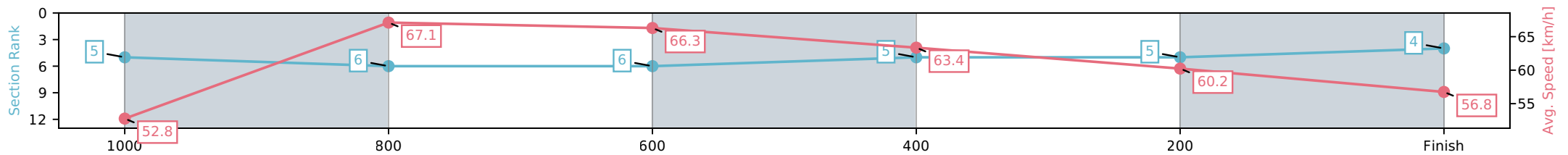
Aquis Park Gold Coast QLD
 Race 3: SILVERCHEF QTIS Three-Year-Old Colts and Geldings
 Maiden Plate - 1200m



18 April 2026 - 1:39PM

Track Rating: Soft 5, Weather: Fine, Rail Position: +9m 900m-W/Post,
 +5m Remainder

Section	L1200	L1000	L800	L600	L400	L200
Section Times	1:11.47 (0:13.80)	0:57.67 [6] (0:10.86)	0:46.81 [6] (0:10.87)	0:35.94 [5] (0:11.36)	0:24.58 [5] (0:11.98)	0:12.60 [4] (0:12.60)
Average Speed [km/h]	52.8	67.1	66.3	63.4	60.2	56.8
Top Speed [km/h]	67.4	68.2	67.6	65.6	61.6	59.6
Avg. Dist. to Rail [m]	6.0	2.6	0.5	0.6	1.7	0.3
Avg. Stride Freq. [Hz]	2.5	2.5	2.4	2.4	2.4	2.2
Avg. Stride Length [m]	6.5	7.5	7.8	7.6	7.2	7.2



- [] Ranking at each section and finish
- :-:- No data available at this section
- NA No data available

Horse/Jockey Name	Power And War/Brooke Ainsworth
Finish Rank	5
Fastest Section Time (Section)	0:10.83 (800-600)
Top Speed [km/h] (Section)	69.0 (800-600)
Race State	Finished



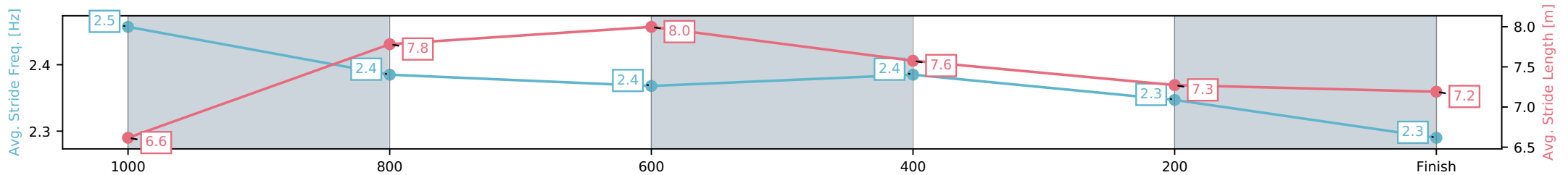
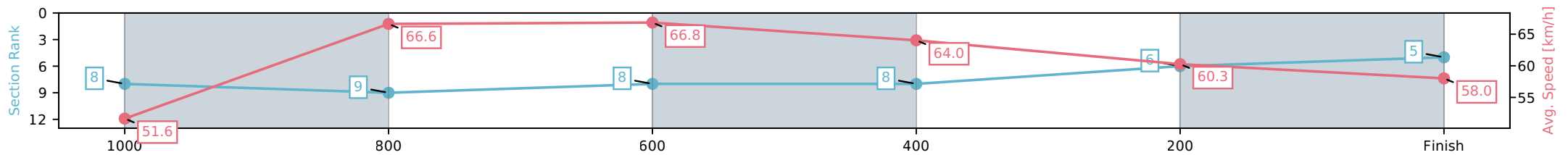
Aquis Park Gold Coast QLD
 Race 3: SILVERCHEF QTIS Three-Year-Old Colts and Geldings
 Maiden Plate - 1200m



18 April 2026 - 1:39PM

Track Rating: Soft 5, Weather: Fine, Rail Position: +9m 900m-W/Post,
 +5m Remainder

Section	L1200	L1000	L800	L600	L400	L200
Section Times	1:11.50 (0:14.12)	0:57.38 [9] (0:10.89)	0:46.49 [8] (0:10.83)	0:35.66 [8] (0:11.39)	0:24.27 [6] (0:11.99)	0:12.28 [5] (0:12.28)
Average Speed [km/h]	51.6	66.6	66.8	64.0	60.3	58.0
Top Speed [km/h]	65.8	68.4	69.0	65.3	61.6	60.1
Avg. Dist. to Rail [m]	3.9	1.6	1.8	2.5	2.8	4.3
Avg. Stride Freq. [Hz]	2.5	2.4	2.4	2.4	2.3	2.3
Avg. Stride Length [m]	6.6	7.8	8.0	7.6	7.3	7.2



- [] Ranking at each section and finish
- :-:- No data available at this section
- NA No data available

Horse/Jockey Name	Encrypted Feeling/McKenzie Apel
Finish Rank	6
Fastest Section Time (Section)	0:10.55 (1000-800)
Top Speed [km/h] (Section)	69.9 (1000-800)
Race State	Finished



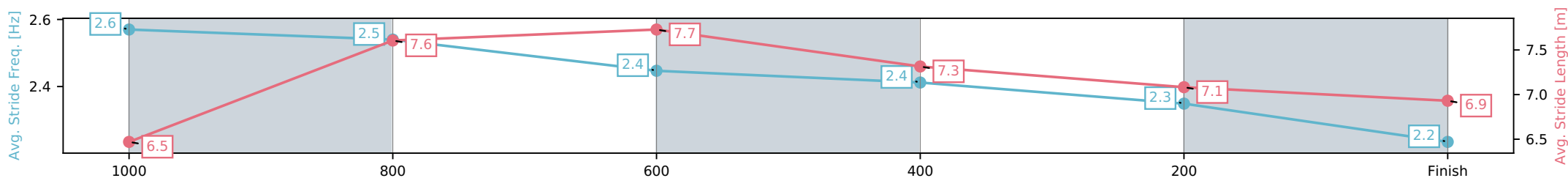
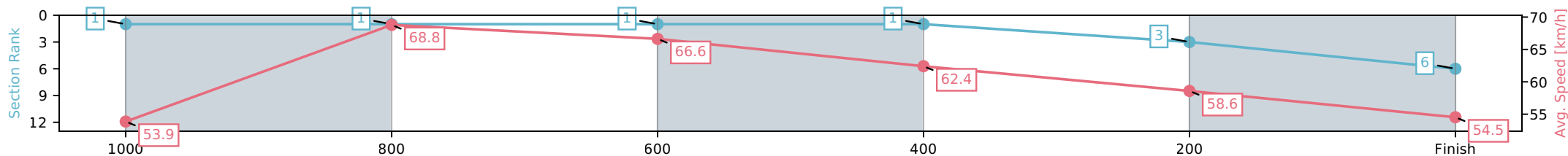
Aquis Park Gold Coast QLD
 Race 3: SILVERCHEF QTIS Three-Year-Old Colts and Geldings
 Maiden Plate - 1200m



18 April 2026 - 1:39PM

Track Rating: Soft 5, Weather: Fine, Rail Position: +9m 900m-W/Post,
 +5m Remainder

Section	L1200	L1000	L800	L600	L400	L200
Section Times	1:11.82 (0:13.52)	0:58.30 [1] (0:10.55)	0:47.75 [1] (0:10.82)	0:36.92 [1] (0:11.50)	0:25.43 [3] (0:12.32)	0:13.11 [6] (0:13.11)
Average Speed [km/h]	53.9	68.8	66.6	62.4	58.6	54.5
Top Speed [km/h]	69.3	69.9	68.1	64.3	60.1	57.4
Avg. Dist. to Rail [m]	2.9	1.9	0.8	0.6	2.3	1.8
Avg. Stride Freq. [Hz]	2.6	2.5	2.4	2.4	2.3	2.2
Avg. Stride Length [m]	6.5	7.6	7.7	7.3	7.1	6.9



[] Ranking at each section and finish
 -:-:- No data available at this section
 NA No data available

Horse/Jockey Name	Worthy Stunnah/Brandon Lerena
Finish Rank	7
Fastest Section Time (Section)	0:10.83 (1000-800)
Top Speed [km/h] (Section)	69.0 (800-600)
Race State	Finished



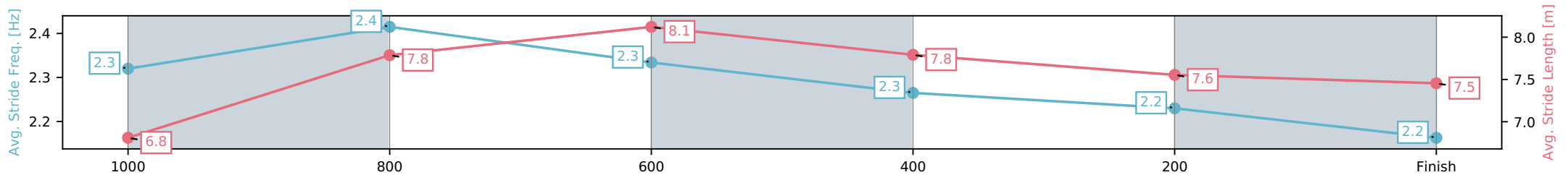
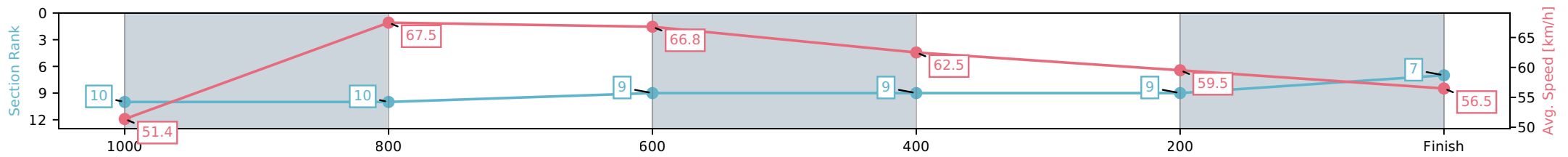
Aquis Park Gold Coast QLD
 Race 3: SILVERCHEF QTIS Three-Year-Old Colts and Geldings
 Maiden Plate - 1200m



18 April 2026 - 1:39PM

Track Rating: Soft 5, Weather: Fine, Rail Position: +9m 900m-W/Post,
 +5m Remainder

Section	L1200	L1000	L800	L600	L400	L200
Section Times	1:12.32 (0:14.19)	0:58.13 [10] (0:10.83)	0:47.30 [9] (0:10.86)	0:36.44 [9] (0:11.62)	0:24.82 [9] (0:12.16)	0:12.65 [7] (0:12.65)
Average Speed [km/h]	51.4	67.5	66.8	62.5	59.5	56.5
Top Speed [km/h]	65.0	68.6	69.0	63.3	62.0	58.6
Avg. Dist. to Rail [m]	7.7	3.1	1.9	1.8	4.5	4.6
Avg. Stride Freq. [Hz]	2.3	2.4	2.3	2.3	2.2	2.2
Avg. Stride Length [m]	6.8	7.8	8.1	7.8	7.6	7.5



- [] Ranking at each section and finish
- :-:- No data available at this section
- NA No data available

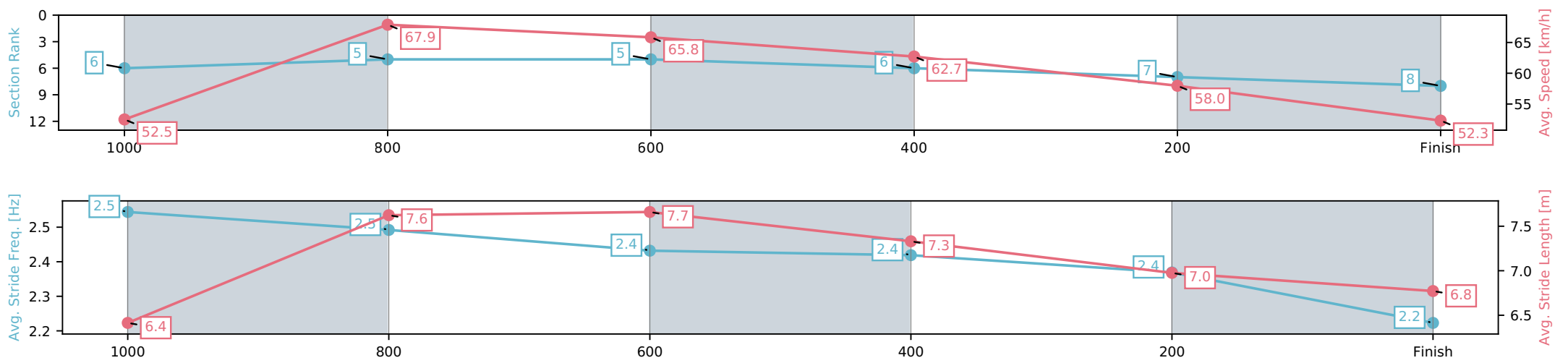
Horse/Jockey Name	English Conqueror/Sean Cormack
Finish Rank	8
Fastest Section Time (Section)	0:10.66 (1000-800)
Top Speed [km/h] (Section)	68.2 (1000-800)
Race State	Finished



Aquis Park Gold Coast QLD
 Race 3: SILVERCHEF QTIS Three-Year-Old Colts and Geldings
 Maiden Plate - 1200m
 18 April 2026 - 1:39PM
 Track Rating: Soft 5, Weather: Fine, Rail Position: +9m 900m-W/Post,
 +5m Remainder



Section	L1200	L1000	L800	L600	L400	L200
Section Times	1:12.95 (0:13.88)	0:59.07 [5] (0:10.66)	0:48.40 [5] (0:10.94)	0:37.47 [6] (0:11.44)	0:26.03 [7] (0:12.42)	0:13.61 [8] (0:13.61)
Average Speed [km/h]	52.5	67.9	65.8	62.7	58.0	52.3
Top Speed [km/h]	67.8	68.2	67.9	64.9	59.5	55.6
Avg. Dist. to Rail [m]	2.3	1.1	0.5	0.7	1.1	1.7
Avg. Stride Freq. [Hz]	2.5	2.5	2.4	2.4	2.4	2.2
Avg. Stride Length [m]	6.4	7.6	7.7	7.3	7.0	6.8



[] Ranking at each section and finish
 -.-.- No data available at this section
 NA No data available

Horse/Jockey Name	Jakebrake/Kenji Yoshida
Finish Rank	9
Fastest Section Time (Section)	0:10.90 (1000-800)
Top Speed [km/h] (Section)	67.9 (1000-800)
Race State	Finished



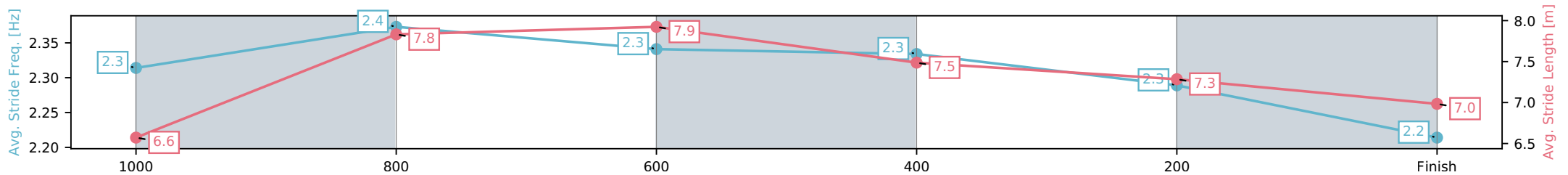
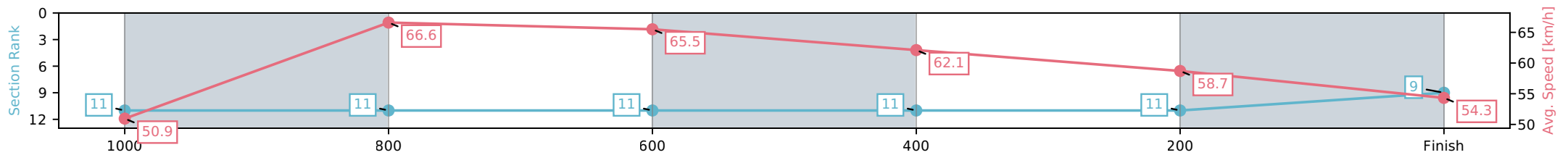
Aquis Park Gold Coast QLD
 Race 3: SILVERCHEF QTIS Three-Year-Old Colts and Geldings
 Maiden Plate - 1200m



18 April 2026 - 1:39PM

Track Rating: Soft 5, Weather: Fine, Rail Position: +9m 900m-W/Post,
 +5m Remainder

Section	L1200	L1000	L800	L600	L400	L200
Section Times	1:13.10 (0:14.29)	0:58.81 [11] (0:10.90)	0:47.90 [11] (0:11.04)	0:36.86 [11] (0:11.70)	0:25.16 [11] (0:12.30)	0:12.86 [9] (0:12.86)
Average Speed [km/h]	50.9	66.6	65.5	62.1	58.7	54.3
Top Speed [km/h]	66.4	67.9	67.8	63.2	60.7	56.7
Avg. Dist. to Rail [m]	4.2	1.6	1.7	1.6	3.1	4.8
Avg. Stride Freq. [Hz]	2.3	2.4	2.3	2.3	2.3	2.2
Avg. Stride Length [m]	6.6	7.8	7.9	7.5	7.3	7.0



[] Ranking at each section and finish
 -.-.- No data available at this section
 NA No data available

Horse/Jockey Name	Measure Of Time/Ashley Butler
Finish Rank	10
Fastest Section Time (Section)	0:10.81 (1000-800)
Top Speed [km/h] (Section)	69.2 (1000-800)
Race State	Finished



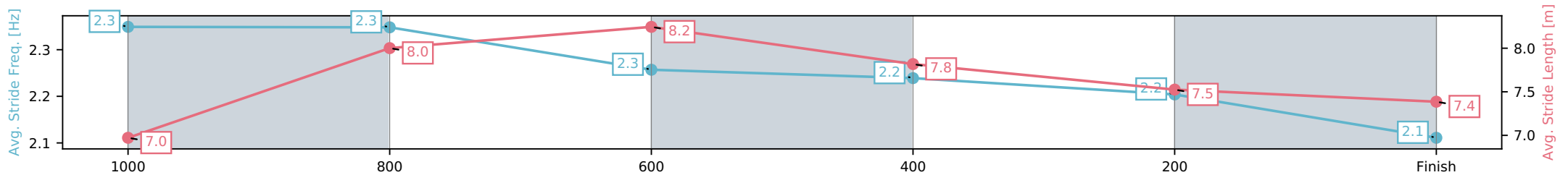
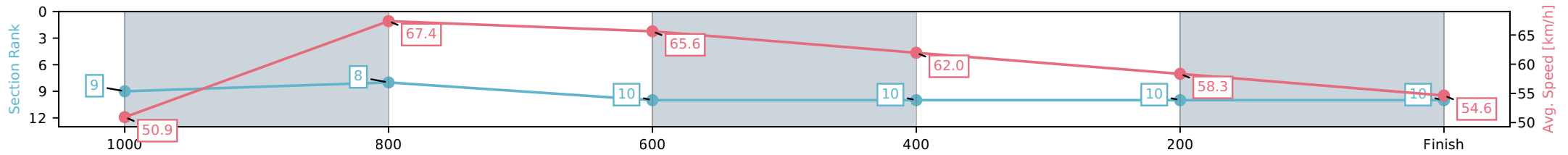
Aquis Park Gold Coast QLD
 Race 3: SILVERCHEF QTIS Three-Year-Old Colts and Geldings
 Maiden Plate - 1200m



18 April 2026 - 1:39PM

Track Rating: Soft 5, Weather: Fine, Rail Position: +9m 900m-W/Post,
 +5m Remainder

Section	L1200	L1000	L800	L600	L400	L200
Section Times	1:13.11 (0:14.19)	0:58.92 [8] (0:10.81)	0:48.12 [10] (0:11.00)	0:37.12 [10] (0:11.66)	0:25.46 [10] (0:12.37)	0:13.09 [10] (0:13.09)
Average Speed [km/h]	50.9	67.4	65.6	62.0	58.3	54.6
Top Speed [km/h]	64.8	69.2	67.5	62.9	60.1	56.7
Avg. Dist. to Rail [m]	6.3	2.6	1.0	0.7	2.5	3.6
Avg. Stride Freq. [Hz]	2.3	2.3	2.3	2.2	2.2	2.1
Avg. Stride Length [m]	7.0	8.0	8.2	7.8	7.5	7.4



[] Ranking at each section and finish
 -:-:- No data available at this section
 NA No data available

Horse/Jockey Name	The Batavia/Leah Martyn
Finish Rank	11
Fastest Section Time (Section)	0:10.55 (1000-800)
Top Speed [km/h] (Section)	69.9 (1000-800)
Race State	Finished



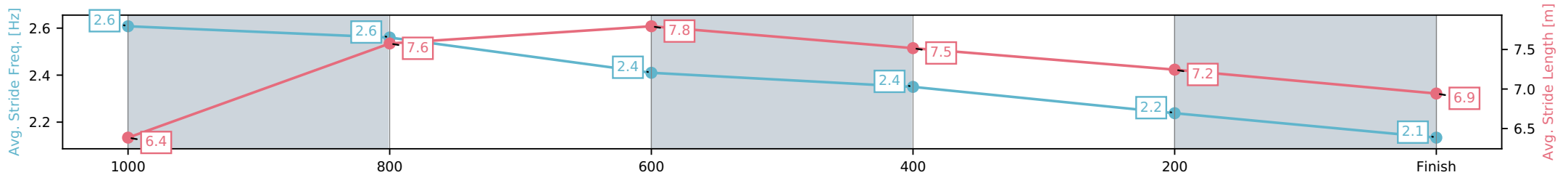
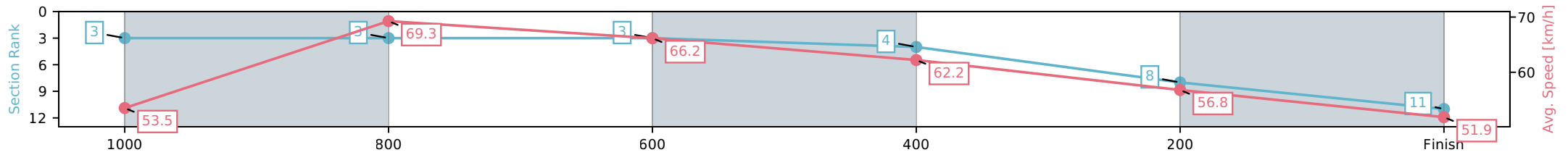
Aquis Park Gold Coast QLD
 Race 3: SILVERCHEF QTIS Three-Year-Old Colts and Geldings
 Maiden Plate - 1200m



18 April 2026 - 1:39PM

Track Rating: Soft 5, Weather: Fine, Rail Position: +9m 900m-W/Post,
 +5m Remainder

Section	L1200	L1000	L800	L600	L400	L200
Section Times	1:13.29 (0:13.63)	0:59.66 [3] (0:10.55)	0:49.11 [3] (0:10.94)	0:38.17 [4] (0:11.63)	0:26.54 [8] (0:12.73)	0:13.81 [11] (0:13.81)
Average Speed [km/h]	53.5	69.3	66.2	62.2	56.8	51.9
Top Speed [km/h]	68.3	69.9	68.8	64.1	59.4	55.5
Avg. Dist. to Rail [m]	8.4	3.0	1.9	1.0	3.3	3.0
Avg. Stride Freq. [Hz]	2.6	2.6	2.4	2.4	2.2	2.1
Avg. Stride Length [m]	6.4	7.6	7.8	7.5	7.2	6.9



- [] Ranking at each section and finish
- :-:- No data available at this section
- NA No data available

Horse/Jockey Name	Hidden Melody/Bella Youngberry
Finish Rank	1
Fastest Section Time (Section)	0:10.66 (1000-800)
Top Speed [km/h] (Section)	70.4 (1000-800)
Race State	Finished



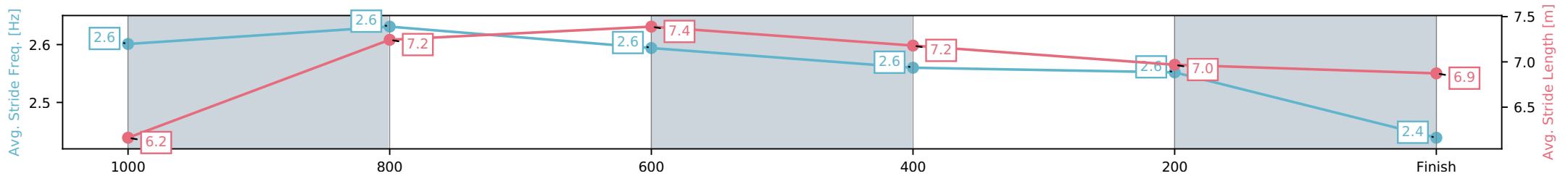
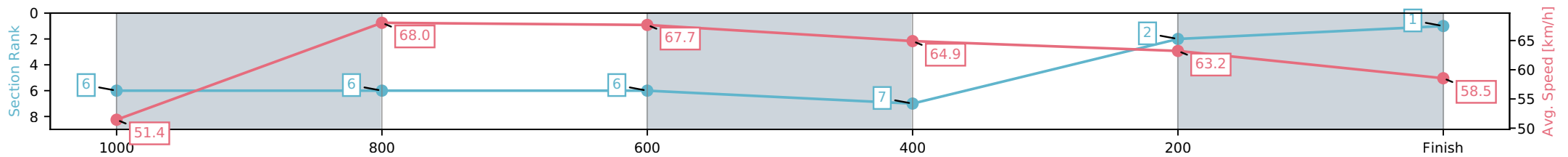
Aquis Park Gold Coast QLD
 Race 4: MERMAID SURF CLUB BENCHMARK 75 Handicap - 1200m



18 April 2026 - 2:14PM

Track Rating: Soft 5, Weather: Fine, Rail Position: +9m 900m-W/Post, +5m Remainder

Section	L1200	L1000	L800	L600	L400	L200
Section Times	1:10.37 (0:14.08)	0:56.29 [6] (0:10.66)	0:45.63 [6] (0:10.73)	0:34.90 [7] (0:11.24)	0:23.66 [2] (0:11.46)	0:12.20 [1] (0:12.20)
Average Speed [km/h]	51.4	68.0	67.7	64.9	63.2	58.5
Top Speed [km/h]	67.9	70.4	69.9	66.7	64.3	62.3
Avg. Dist. to Rail [m]	5.9	1.9	1.8	2.6	5.8	5.2
Avg. Stride Freq. [Hz]	2.6	2.6	2.6	2.6	2.6	2.4
Avg. Stride Length [m]	6.2	7.2	7.4	7.2	7.0	6.9



[] Ranking at each section and finish
 -:-:- No data available at this section
 NA No data available

Horse/Jockey Name	Count Nicholas/Karl Zechner
Finish Rank	2
Fastest Section Time (Section)	0:10.52 (1000-800)
Top Speed [km/h] (Section)	69.2 (1000-800)
Race State	Finished



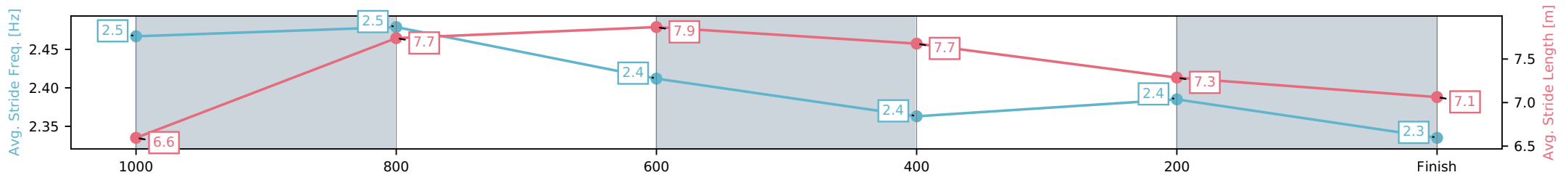
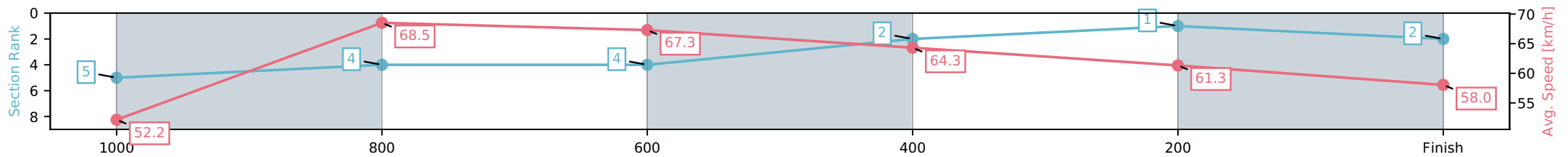
Aquis Park Gold Coast QLD
 Race 4: MERMAID SURF CLUB BENCHMARK 75 Handicap - 1200m



18 April 2026 - 2:14PM

Track Rating: Soft 5, Weather: Fine, Rail Position: +9m 900m-W/Post, +5m Remainder

Section	L1200	L1000	L800	L600	L400	L200
Section Times	1:10.42 (0:13.98)	0:56.44 [4] (0:10.52)	0:45.93 [4] (0:10.68)	0:35.25 [2] (0:11.15)	0:24.10 [1] (0:11.78)	0:12.32 [2] (0:12.32)
Average Speed [km/h]	52.2	68.5	67.3	64.3	61.3	58.0
Top Speed [km/h]	67.6	69.2	68.8	65.2	62.2	60.4
Avg. Dist. to Rail [m]	1.4	0.7	0.7	0.6	2.4	1.8
Avg. Stride Freq. [Hz]	2.5	2.5	2.4	2.4	2.4	2.3
Avg. Stride Length [m]	6.6	7.7	7.9	7.7	7.3	7.1



[] Ranking at each section and finish
 -:-:- No data available at this section
 NA No data available

Horse/Jockey Name	Yendy/Jett Newman
Finish Rank	3
Fastest Section Time (Section)	0:10.67 (1000-800)
Top Speed [km/h] (Section)	68.9 (1000-800)
Race State	Finished



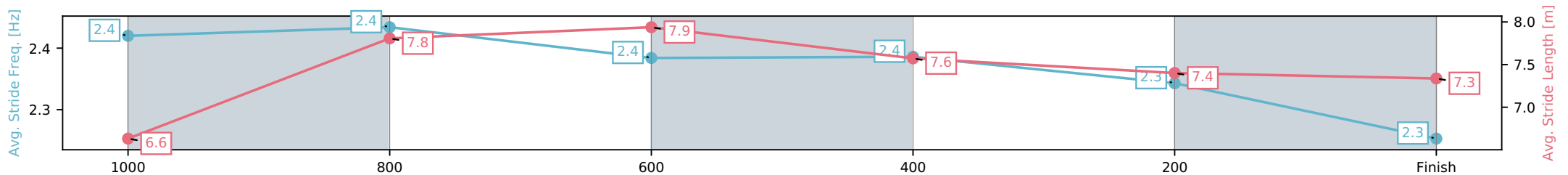
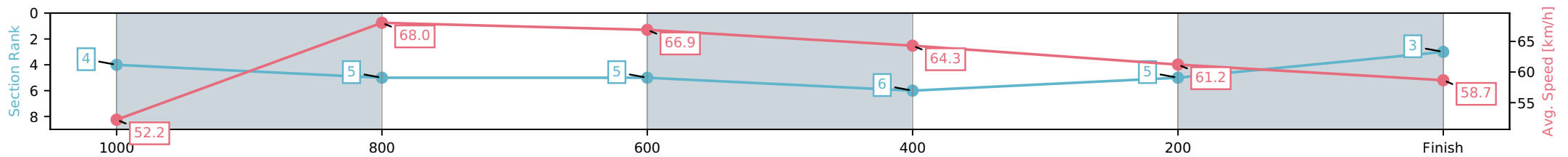
Aquis Park Gold Coast QLD
 Race 4: MERMAID SURF CLUB BENCHMARK 75 Handicap - 1200m



18 April 2026 - 2:14PM

Track Rating: Soft 5, Weather: Fine, Rail Position: +9m 900m-W/Post, +5m Remainder

Section	L1200	L1000	L800	L600	L400	L200
Section Times	1:10.65 (0:13.90)	0:56.75 [5] (0:10.67)	0:46.08 [5] (0:10.78)	0:35.30 [6] (0:11.25)	0:24.05 [5] (0:11.83)	0:12.22 [3] (0:12.22)
Average Speed [km/h]	52.2	68.0	66.9	64.3	61.2	58.7
Top Speed [km/h]	66.4	68.9	68.0	65.6	62.1	60.6
Avg. Dist. to Rail [m]	3.4	1.7	0.6	1.0	5.4	5.9
Avg. Stride Freq. [Hz]	2.4	2.4	2.4	2.4	2.3	2.3
Avg. Stride Length [m]	6.6	7.8	7.9	7.6	7.4	7.3



[] Ranking at each section and finish
 -:-:- No data available at this section
 NA No data available

Horse/Jockey Name	Blitzburg/Leah Martyn
Finish Rank	4
Fastest Section Time (Section)	0:10.62 (800-600)
Top Speed [km/h] (Section)	69.5 (800-600)
Race State	Finished



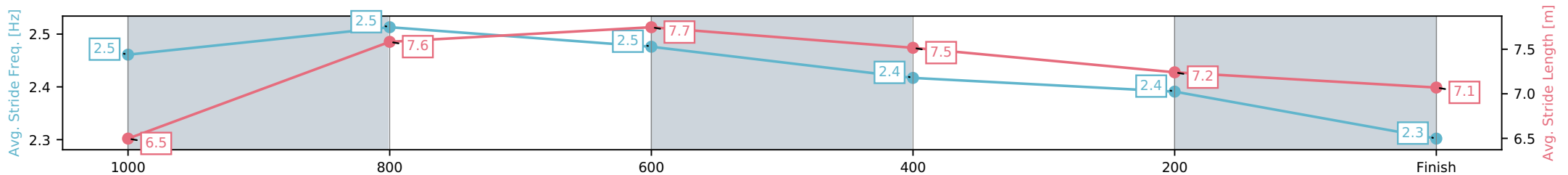
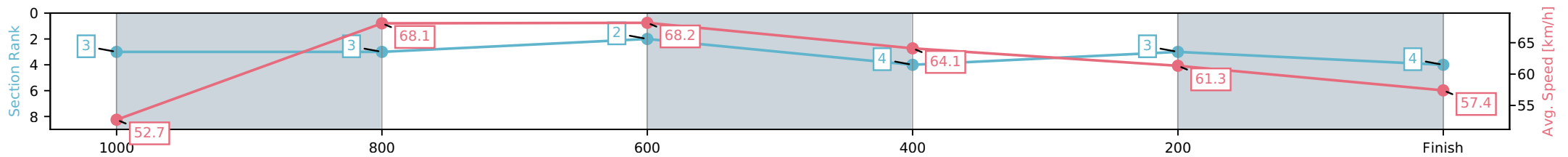
Aquis Park Gold Coast QLD
 Race 4: MERMAID SURF CLUB BENCHMARK 75 Handicap - 1200m



18 April 2026 - 2:14PM

Track Rating: Soft 5, Weather: Fine, Rail Position: +9m 900m-W/Post, +5m Remainder

Section	L1200	L1000	L800	L600	L400	L200
Section Times	1:10.69 (0:13.76)	0:56.93 [3] (0:10.72)	0:46.21 [2] (0:10.62)	0:35.60 [4] (0:11.30)	0:24.29 [3] (0:11.80)	0:12.49 [4] (0:12.49)
Average Speed [km/h]	52.7	68.1	68.2	64.1	61.3	57.4
Top Speed [km/h]	68.0	68.8	69.5	65.7	62.2	61.2
Avg. Dist. to Rail [m]	5.0	2.8	1.7	1.2	4.1	3.2
Avg. Stride Freq. [Hz]	2.5	2.5	2.5	2.4	2.4	2.3
Avg. Stride Length [m]	6.5	7.6	7.7	7.5	7.2	7.1



[] Ranking at each section and finish
 -:-:- No data available at this section
 NA No data available

Horse/Jockey Name	Alloutatime/Cody Collis
Finish Rank	5
Fastest Section Time (Section)	0:10.64 (800-600)
Top Speed [km/h] (Section)	68.8 (800-600)
Race State	Finished



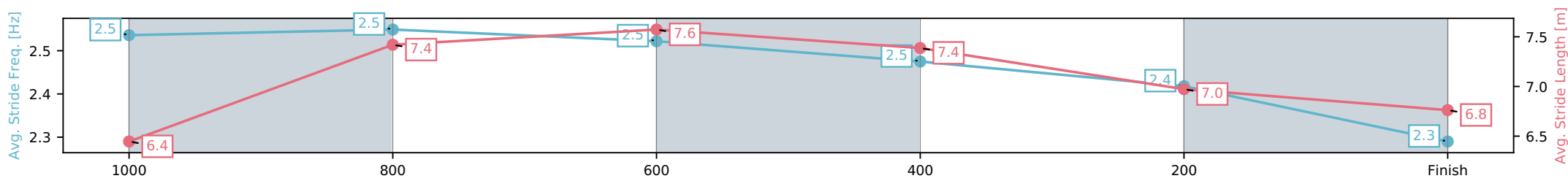
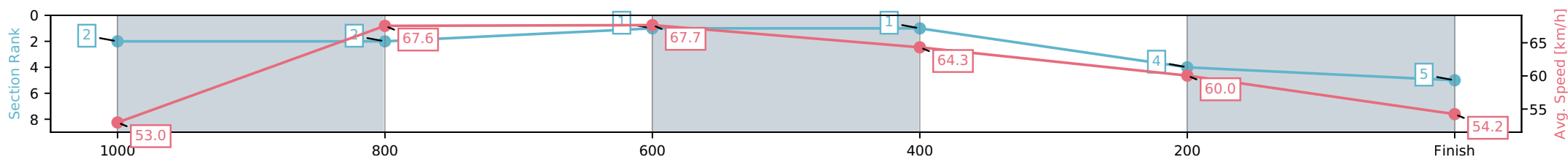
Aquis Park Gold Coast QLD
 Race 4: MERMAID SURF CLUB BENCHMARK 75 Handicap - 1200m



18 April 2026 - 2:14PM

Track Rating: Soft 5, Weather: Fine, Rail Position: +9m 900m-W/Post, +5m Remainder

Section	L1200	L1000	L800	L600	L400	L200
Section Times	1:11.48 (0:13.68)	0:57.80 [2] (0:10.74)	0:47.05 [1] (0:10.64)	0:36.41 [1] (0:11.18)	0:25.23 [4] (0:12.01)	0:13.22 [5] (0:13.22)
Average Speed [km/h]	53.0	67.6	67.7	64.3	60.0	54.2
Top Speed [km/h]	68.0	68.8	68.8	66.5	62.0	60.0
Avg. Dist. to Rail [m]	2.4	1.4	0.6	0.4	1.4	0.5
Avg. Stride Freq. [Hz]	2.5	2.5	2.5	2.5	2.4	2.3
Avg. Stride Length [m]	6.4	7.4	7.6	7.4	7.0	6.8



[] Ranking at each section and finish
 -:-:- No data available at this section
 NA No data available

Horse/Jockey Name	Ralphie/Danny Peisley
Finish Rank	6
Fastest Section Time (Section)	0:10.69 (1000-800)
Top Speed [km/h] (Section)	69.6 (1000-800)
Race State	Finished



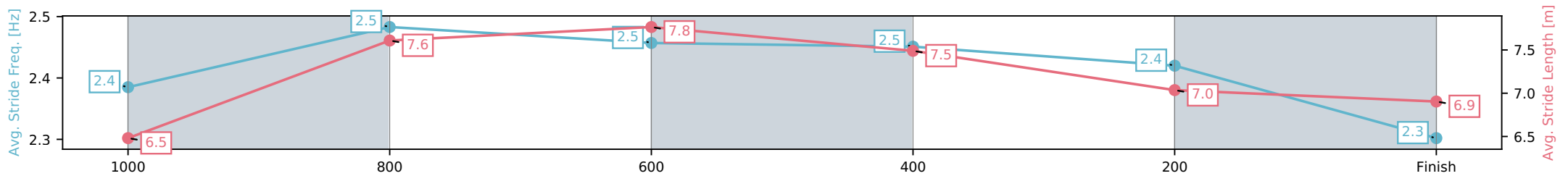
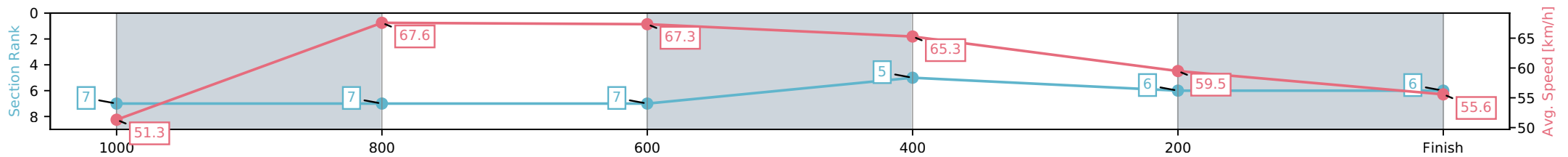
Aquis Park Gold Coast QLD
 Race 4: MERMAID SURF CLUB BENCHMARK 75 Handicap - 1200m



18 April 2026 - 2:14PM

Track Rating: Soft 5, Weather: Fine, Rail Position: +9m 900m-W/Post, +5m Remainder

Section	L1200	L1000	L800	L600	L400	L200
Section Times	1:11.56 (0:14.14)	0:57.42 [7] (0:10.69)	0:46.73 [7] (0:10.71)	0:36.02 [5] (0:11.04)	0:24.98 [6] (0:12.12)	0:12.85 [6] (0:12.85)
Average Speed [km/h]	51.3	67.6	67.3	65.3	59.5	55.6
Top Speed [km/h]	67.7	69.6	69.5	66.1	65.1	58.6
Avg. Dist. to Rail [m]	4.4	0.9	0.8	0.4	2.0	3.0
Avg. Stride Freq. [Hz]	2.4	2.5	2.5	2.5	2.4	2.3
Avg. Stride Length [m]	6.5	7.6	7.8	7.5	7.0	6.9



Report Created: Sat 18 April 2026 (Note: Timing is based on positional data)

[] Ranking at each section and finish
 -:-:- No data available at this section
 NA No data available

Horse/Jockey Name	King Of Naples/Fred Larson
Finish Rank	7
Fastest Section Time (Section)	0:10.65 (1000-800)
Top Speed [km/h] (Section)	69.1 (1000-800)
Race State	Finished



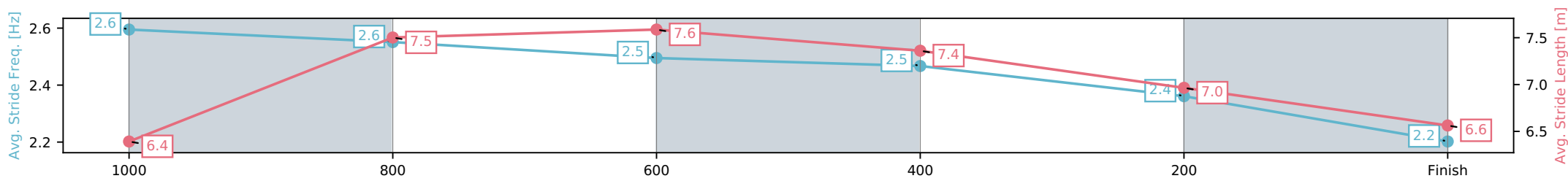
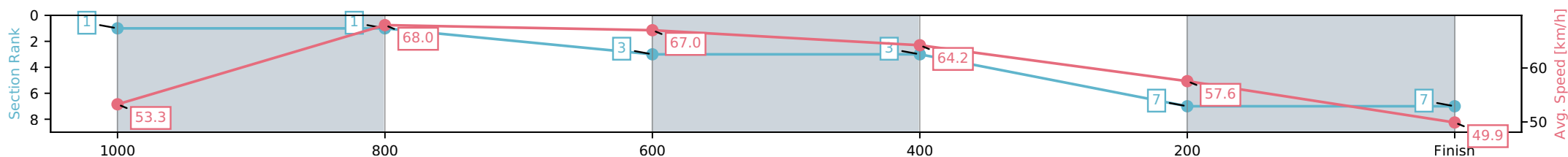
Aquis Park Gold Coast QLD
 Race 4: MERMAID SURF CLUB BENCHMARK 75 Handicap - 1200m



18 April 2026 - 2:14PM

Track Rating: Soft 5, Weather: Fine, Rail Position: +9m 900m-W/Post, +5m Remainder

Section	L1200	L1000	L800	L600	L400	L200
Section Times	1:13.26 (0:13.64)	0:59.62 [1] (0:10.65)	0:48.97 [3] (0:10.84)	0:38.14 [3] (0:11.21)	0:26.93 [7] (0:12.52)	0:14.41 [7] (0:14.41)
Average Speed [km/h]	53.3	68.0	67.0	64.2	57.6	49.9
Top Speed [km/h]	69.0	69.1	68.4	65.4	60.4	54.2
Avg. Dist. to Rail [m]	0.9	1.3	2.6	0.7	0.9	1.7
Avg. Stride Freq. [Hz]	2.6	2.6	2.5	2.5	2.4	2.2
Avg. Stride Length [m]	6.4	7.5	7.6	7.4	7.0	6.6



- [] Ranking at each section and finish
- :-:- No data available at this section
- NA No data available

Horse/Jockey Name	Galano/Benjamin Osmond
Finish Rank	1
Fastest Section Time (Section)	0:11.22 (600-400)
Top Speed [km/h] (Section)	65.1 (1200-1000)
Race State	Finished



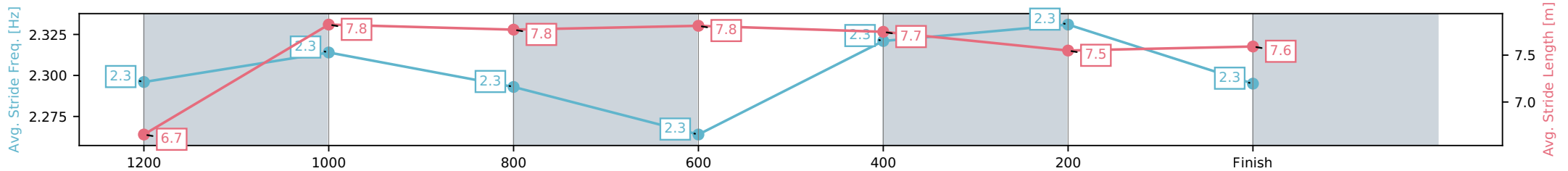
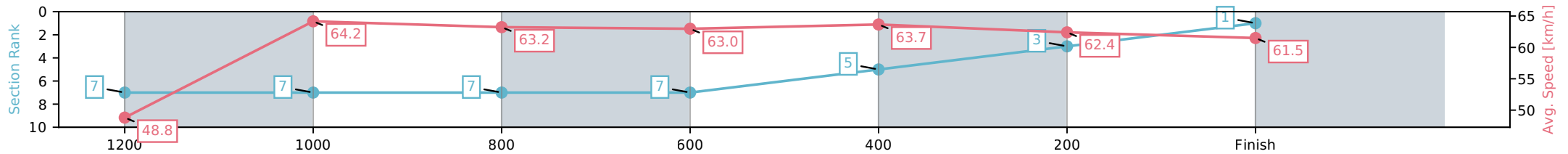
Aquis Park Gold Coast QLD
Race 5: NERANG RSL OPEN Handicap - 1400m

18 April 2026 - 2:49PM

Track Rating: Soft 5, Weather: Fine, Rail Position: +9m 900m-W/Post, +5m Remainder



Section	L1400	L1200	L1000	L800	L600	L400	L200
Section Times	1:23.14 (0:14.81)	1:08.33 [7] (0:11.22)	0:57.10 [7] (0:11.36)	0:45.74 [7] (0:11.38)	0:34.36 [5] (0:11.22)	0:23.14 [3] (0:11.56)	0:11.58 [1] (0:11.58)
Average Speed [km/h]	48.8	64.2	63.2	63.0	63.7	62.4	61.5
Top Speed [km/h]	64.5	65.1	64.8	64.2	64.4	63.2	62.5
Avg. Dist. to Rail [m]	4.1	0.7	0.5	0.8	1.6	0.5	1.6
Avg. Stride Freq. [Hz]	2.3	2.3	2.3	2.3	2.3	2.3	2.3
Avg. Stride Length [m]	6.7	7.8	7.8	7.8	7.7	7.5	7.6



[] Ranking at each section and finish
 -:-:- No data available at this section
 NA No data available

Horse/Jockey Name	Sailor's Secret/Bella Youngberry
Finish Rank	2
Fastest Section Time (Section)	0:11.22 (1200-1000)
Top Speed [km/h] (Section)	65.3 (1200-1000)
Race State	Finished



Aquis Park Gold Coast QLD

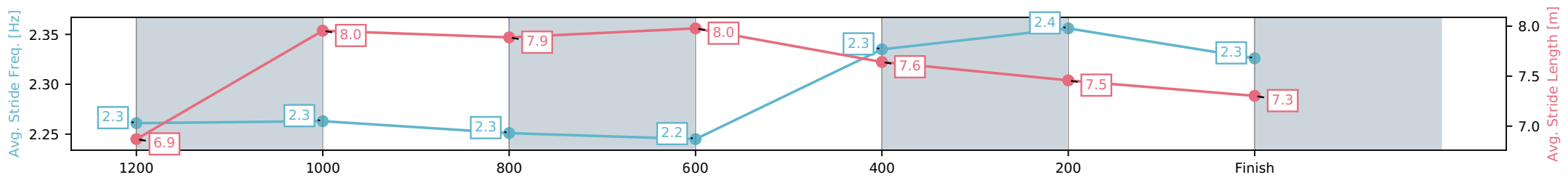
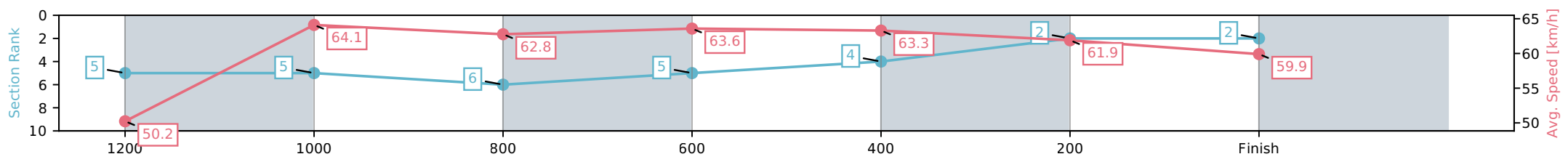
Race 5: NERANG RSL OPEN Handicap - 1400m

18 April 2026 - 2:49PM

Track Rating: Soft 5, Weather: Fine, Rail Position: +9m 900m-W/Post, +5m Remainder



Section	L1400	L1200	L1000	L800	L600	L400	L200
Section Times	1:23.22 (0:14.48)	1:08.74 [5] (0:11.22)	0:57.52 [6] (0:11.54)	0:45.98 [5] (0:11.29)	0:34.68 [4] (0:11.32)	0:23.37 [2] (0:11.65)	0:11.72 [2] (0:11.72)
Average Speed [km/h]	50.2	64.1	62.8	63.6	63.3	61.9	59.9
Top Speed [km/h]	64.3	65.3	63.7	64.6	64.1	63.2	61.5
Avg. Dist. to Rail [m]	2.1	1.0	1.0	0.5	0.9	1.2	3.3
Avg. Stride Freq. [Hz]	2.3	2.3	2.3	2.2	2.3	2.4	2.3
Avg. Stride Length [m]	6.9	8.0	7.9	8.0	7.6	7.5	7.3



[] Ranking at each section and finish
 -:-:- No data available at this section
 NA No data available

Horse/Jockey Name	Mississippi Prince/Sean Cormack
Finish Rank	3
Fastest Section Time (Section)	0:11.05 (1200-1000)
Top Speed [km/h] (Section)	65.9 (1200-1000)
Race State	Finished



Aquis Park Gold Coast QLD

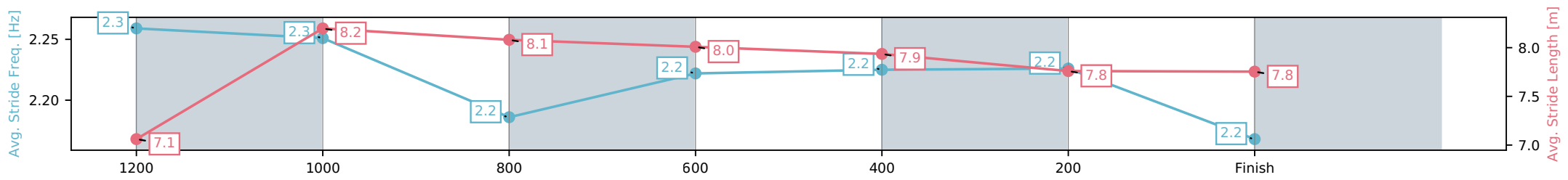
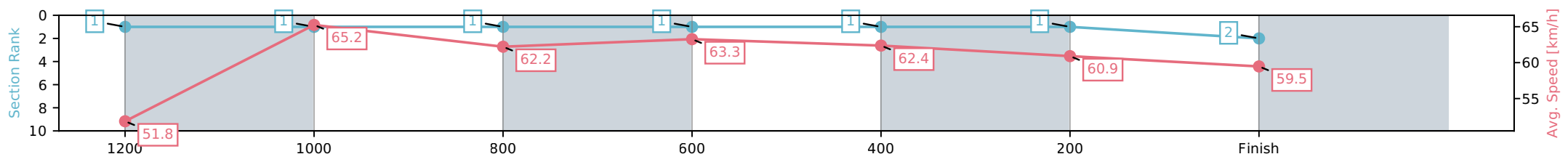
Race 5: NERANG RSL OPEN Handicap - 1400m

18 April 2026 - 2:49PM

Track Rating: Soft 5, Weather: Fine, Rail Position: +9m 900m-W/Post, +5m Remainder



Section	L1400	L1200	L1000	L800	L600	L400	L200
Section Times	1:23.22 (0:14.00)	1:09.22 [1] (0:11.05)	0:58.17 [1] (0:11.58)	0:46.59 [1] (0:11.31)	0:35.28 [1] (0:11.45)	0:23.83 [1] (0:11.84)	0:11.99 [2] (0:11.99)
Average Speed [km/h]	51.8	65.2	62.2	63.3	62.4	60.9	59.5
Top Speed [km/h]	65.4	65.9	64.8	64.0	63.0	61.6	61.2
Avg. Dist. to Rail [m]	7.9	3.5	0.4	1.4	1.4	0.6	0.7
Avg. Stride Freq. [Hz]	2.3	2.3	2.2	2.2	2.2	2.2	2.2
Avg. Stride Length [m]	7.1	8.2	8.1	8.0	7.9	7.8	7.8



[] Ranking at each section and finish
 -:-:- No data available at this section
 NA No data available

Horse/Jockey Name	The Right Way/Olivia Kendal
Finish Rank	4
Fastest Section Time (Section)	0:11.27 (1200-1000)
Top Speed [km/h] (Section)	65.6 (600-400)
Race State	Finished



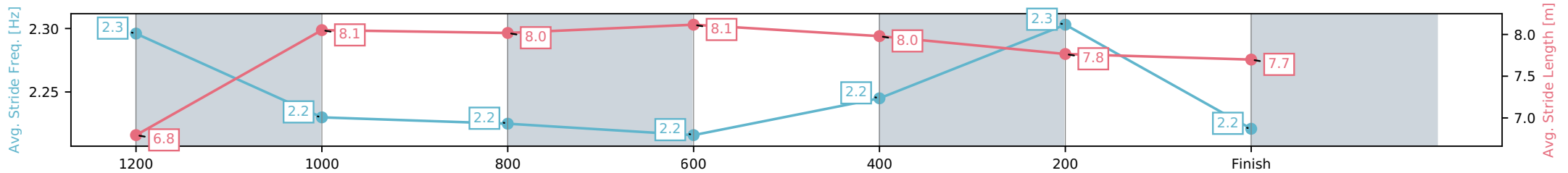
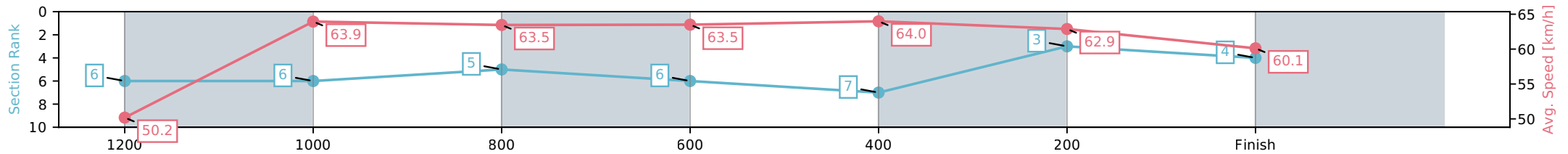
Aquis Park Gold Coast QLD
Race 5: NERANG RSL OPEN Handicap - 1400m

18 April 2026 - 2:49PM

Track Rating: Soft 5, Weather: Fine, Rail Position: +9m 900m-W/Post, +5m Remainder



Section	L1400	L1200	L1000	L800	L600	L400	L200
Section Times	1:23.44 (0:14.50)	1:08.94 [6] (0:11.27)	0:57.66 [5] (0:11.46)	0:46.20 [6] (0:11.43)	0:34.77 [7] (0:11.38)	0:23.39 [3] (0:11.50)	0:11.88 [4] (0:11.88)
Average Speed [km/h]	50.2	63.9	63.5	63.5	64.0	62.9	60.1
Top Speed [km/h]	63.4	64.1	64.1	64.7	65.6	64.3	61.5
Avg. Dist. to Rail [m]	6.8	2.2	1.9	2.2	2.2	5.5	6.2
Avg. Stride Freq. [Hz]	2.3	2.2	2.2	2.2	2.2	2.3	2.2
Avg. Stride Length [m]	6.8	8.1	8.0	8.1	8.0	7.8	7.7



[] Ranking at each section and finish
 -:-:- No data available at this section
 NA No data available

Horse/Jockey Name	Yet He Moves/Julie Busuttin
Finish Rank	5
Fastest Section Time (Section)	0:11.27 (1200-1000)
Top Speed [km/h] (Section)	65.7 (800-600)
Race State	Finished



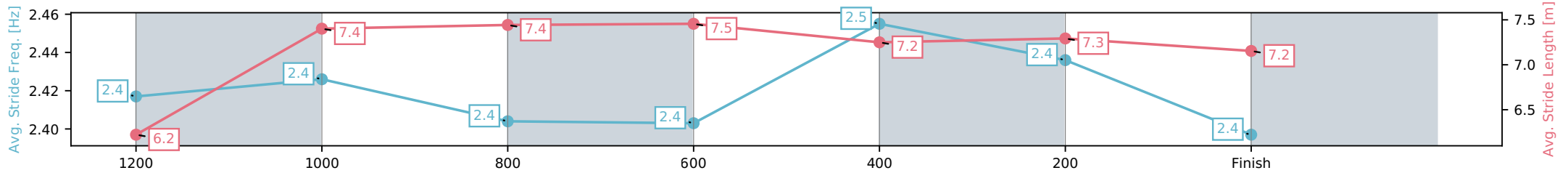
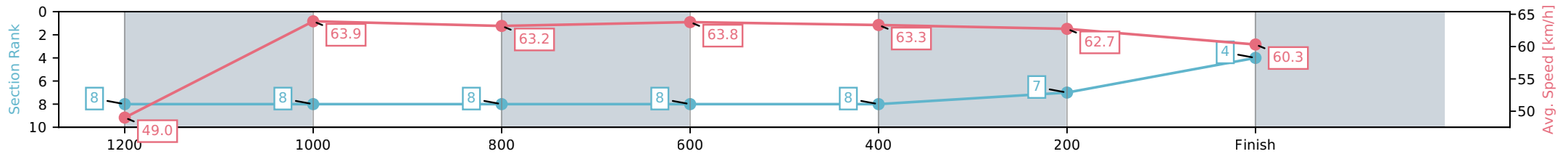
Aquis Park Gold Coast QLD
Race 5: NERANG RSL OPEN Handicap - 1400m

18 April 2026 - 2:49PM

Track Rating: Soft 5, Weather: Fine, Rail Position: +9m 900m-W/Post, +5m Remainder



Section	L1400	L1200	L1000	L800	L600	L400	L200
Section Times	1:23.44 (0:14.87)	1:08.57 [8] (0:11.27)	0:57.30 [8] (0:11.44)	0:45.86 [8] (0:11.31)	0:34.55 [8] (0:11.32)	0:23.23 [7] (0:11.49)	0:11.74 [4] (0:11.74)
Average Speed [km/h]	49.0	63.9	63.2	63.8	63.3	62.7	60.3
Top Speed [km/h]	62.9	64.5	64.2	65.7	64.2	64.1	62.4
Avg. Dist. to Rail [m]	6.9	1.2	1.0	0.8	0.7	1.4	4.0
Avg. Stride Freq. [Hz]	2.4	2.4	2.4	2.4	2.5	2.4	2.4
Avg. Stride Length [m]	6.2	7.4	7.4	7.5	7.2	7.3	7.2



- [] Ranking at each section and finish
- :-:- No data available at this section
- NA No data available

Horse/Jockey Name	Cranky Harry/Jett Newman
Finish Rank	6
Fastest Section Time (Section)	0:11.09 (1200-1000)
Top Speed [km/h] (Section)	65.9 (1200-1000)
Race State	Finished



Aquis Park Gold Coast QLD

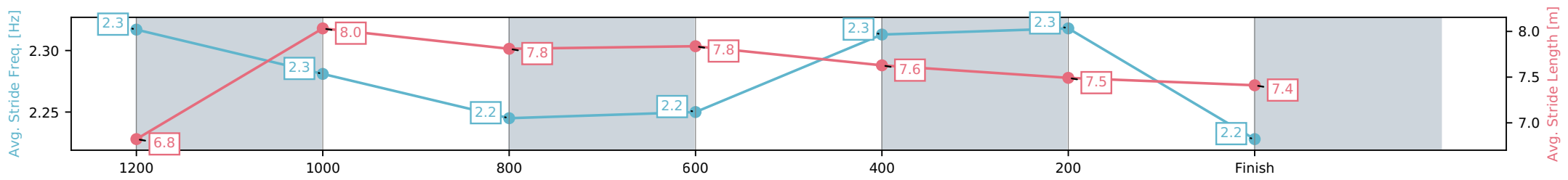
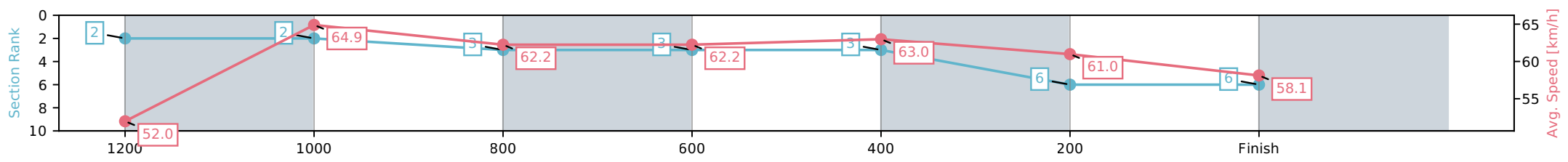
Race 5: NERANG RSL OPEN Handicap - 1400m

18 April 2026 - 2:49PM

Track Rating: Soft 5, Weather: Fine, Rail Position: +9m 900m-W/Post, +5m Remainder



Section	L1400	L1200	L1000	L800	L600	L400	L200
Section Times	1:23.98 (0:14.08)	1:09.90 [2] (0:11.09)	0:58.81 [3] (0:11.61)	0:47.20 [3] (0:11.58)	0:35.63 [3] (0:11.48)	0:24.14 [6] (0:11.84)	0:12.30 [6] (0:12.30)
Average Speed [km/h]	52.0	64.9	62.2	62.2	63.0	61.0	58.1
Top Speed [km/h]	65.2	65.9	64.0	63.9	64.3	62.4	60.6
Avg. Dist. to Rail [m]	5.5	2.1	0.9	0.4	1.0	3.8	5.0
Avg. Stride Freq. [Hz]	2.3	2.3	2.2	2.2	2.3	2.3	2.2
Avg. Stride Length [m]	6.8	8.0	7.8	7.8	7.6	7.5	7.4



[] Ranking at each section and finish
 -:-:- No data available at this section
 NA No data available

Horse/Jockey Name	Yoshino/Dylan Turner
Finish Rank	7
Fastest Section Time (Section)	0:11.20 (1000-800)
Top Speed [km/h] (Section)	65.4 (1000-800)
Race State	Finished



Aquis Park Gold Coast QLD

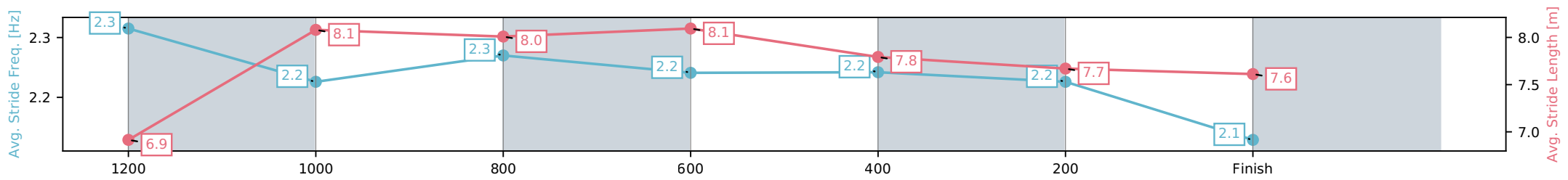
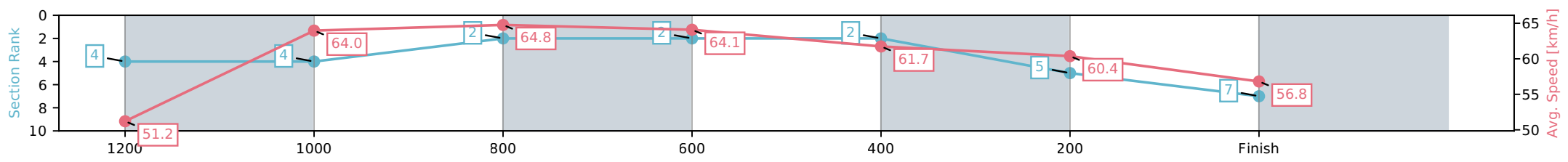
Race 5: NERANG RSL OPEN Handicap - 1400m

18 April 2026 - 2:49PM

Track Rating: Soft 5, Weather: Fine, Rail Position: +9m 900m-W/Post, +5m Remainder



Section	L1400	L1200	L1000	L800	L600	L400	L200
Section Times	1:24.17 (0:14.23)	1:09.94 [4] (0:11.27)	0:58.67 [2] (0:11.20)	0:47.48 [2] (0:11.29)	0:36.19 [2] (0:11.74)	0:24.45 [5] (0:11.95)	0:12.50 [7] (0:12.50)
Average Speed [km/h]	51.2	64.0	64.8	64.1	61.7	60.4	56.8
Top Speed [km/h]	63.9	64.6	65.4	65.2	62.6	61.1	59.5
Avg. Dist. to Rail [m]	4.5	2.1	1.5	1.3	1.2	1.9	2.2
Avg. Stride Freq. [Hz]	2.3	2.2	2.3	2.2	2.2	2.2	2.1
Avg. Stride Length [m]	6.9	8.1	8.0	8.1	7.8	7.7	7.6



[] Ranking at each section and finish
 -:-:- No data available at this section
 NA No data available

Horse/Jockey Name	Badgers Nuts/Amy Graham
Finish Rank	8
Fastest Section Time (Section)	0:11.26 (1200-1000)
Top Speed [km/h] (Section)	66.2 (1400 - 1200)
Race State	Finished



Aquis Park Gold Coast QLD

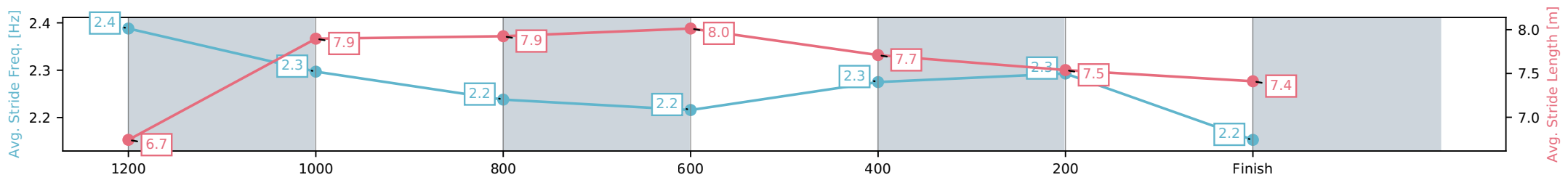
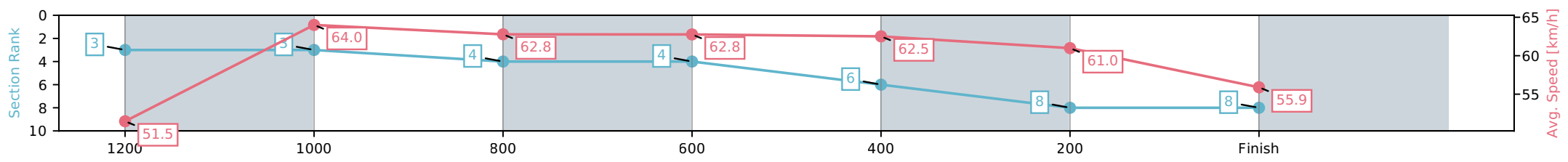
Race 5: NERANG RSL OPEN Handicap - 1400m

18 April 2026 - 2:49PM

Track Rating: Soft 5, Weather: Fine, Rail Position: +9m 900m-W/Post, +5m Remainder



Section	L1400	L1200	L1000	L800	L600	L400	L200
Section Times	1:24.70 (0:14.11)	1:10.59 [3] (0:11.26)	0:59.33 [4] (0:11.51)	0:47.82 [4] (0:11.53)	0:36.29 [6] (0:11.63)	0:24.66 [8] (0:11.86)	0:12.79 [8] (0:12.79)
Average Speed [km/h]	51.5	64.0	62.8	62.8	62.5	61.0	55.9
Top Speed [km/h]	66.2	66.1	63.8	64.7	63.2	62.2	59.0
Avg. Dist. to Rail [m]	3.1	0.9	1.0	1.1	2.0	4.9	4.1
Avg. Stride Freq. [Hz]	2.4	2.3	2.2	2.2	2.3	2.3	2.2
Avg. Stride Length [m]	6.7	7.9	7.9	8.0	7.7	7.5	7.4



[] Ranking at each section and finish
 -:-:- No data available at this section
 NA No data available



Aquis Park Gold Coast QLD - Race 6: KURRAWA SURF CLUB Class 1 Handicap - 1800m 18 April 2026 - 3:30PM



Track Rating: Soft 5, Weather: Fine, Rail Position: +9m 900m-W/Post, +5m Remainder

Field Times (Race Tempo) 1:50.73 (0:14.38) 1:36.35 (0:12.18) 1:24.17 (0:11.62) 1:12.55 (0:11.88) 1:00.67 (0:12.02) 0:48.65 (0:11.91) 0:36.75 (0:12.14) 0:24.60 (0:12.23)

Rank	TAB#	Horse	Overall Time	First 400m	Top Speed km/h (Section)	L1800	L1600	L1400	L1200	L1000	L800	L600	L400
	(BAR#)	Jockey	Margin (DT-W)	Last 600m	Fastest Section (Time)	Start - 1600	1600 - 1400	1400 - 1200	1200 - 1000	1000 - 800	800 - 600	600 - 400	400 - 200
1	5	Launcher	1:50.73	0:27.07	62.8 (800-600)	1:50.73	1:36.09 [4]	1:23.66 [4]	1:11.66 [5]	0:59.89 [5]	0:48.13 [4]	0:36.38 [4]	0:24.43 [3]
	(6)	Karl Zechner		0:36.39	800-600 (0:11.75)	(0:14.64)	(0:12.43)	(0:12.01)	(0:11.77)	(0:11.76)	(0:11.75)	(0:11.96)	(0:12.06)
2	10	Elysium	1:51.07	0:26.82	62.7 (800-600)	1:51.07	1:36.45 [3]	1:24.25 [2]	1:12.18 [2]	1:00.40 [2]	0:48.56 [3]	0:36.75 [2]	0:24.91 [2]
	(10)	Micheal Hellyer	2.0L (+2)	0:36.76	1200-1000 (0:11.78)	(0:14.62)	(0:12.20)	(0:12.07)	(0:11.78)	(0:11.84)	(0:11.80)	(0:11.85)	(0:12.39)
3	1	Use Your Illusion	1:51.18	0:27.54	65.4 (800-600)	1:51.18	1:36.08 [8]	1:23.64 [8]	1:11.50 [8]	0:59.73 [8]	0:47.95 [9]	0:36.60 [7]	0:24.61 [9]
	(5)	Georgina Cartwright	2.7L (+6)	0:36.60	800-600 (0:11.34)	(0:15.10)	(0:12.44)	(0:12.13)	(0:11.77)	(0:11.78)	(0:11.34)	(0:11.99)	(0:12.18)
4	6	Brain Wave	1:51.28	0:27.29	62.9 (1000-800)	1:51.28	1:36.35 [5]	1:23.99 [7]	1:11.89 [7]	1:00.11 [7]	0:48.32 [7]	0:36.68 [8]	0:24.78 [7]
	(4)	Dylan Turner	3.2L (+3)	0:36.69	800-600 (0:11.63)	(0:14.93)	(0:12.36)	(0:12.10)	(0:11.78)	(0:11.79)	(0:11.63)	(0:11.91)	(0:12.21)
5	2	Loch Awe	1:51.33	0:26.95	62.0 (1200-1000)	1:51.33	1:36.73 [2]	1:24.38 [3]	1:12.38 [3]	1:00.61 [3]	0:48.83 [2]	0:37.01 [3]	0:25.00 [4]
	(1)	Danny Peisley	3.5L (-4)	0:37.01	1200-1000 (0:11.76)	(0:14.60)	(0:12.35)	(0:12.00)	(0:11.76)	(0:11.78)	(0:11.82)	(0:12.01)	(0:12.22)
6	7	Gypsy Wish	1:51.43	0:27.17	63.0 (1800 - 1600)	1:51.43	1:36.39 [7]	1:24.26 [5]	1:12.36 [4]	1:00.61 [4]	0:48.80 [5]	0:37.04 [5]	0:25.07 [5]
	(7)	Damien Boutet	4.1L (+6)	0:37.05	1200-1000 (0:11.75)	(0:15.04)	(0:12.13)	(0:11.90)	(0:11.75)	(0:11.81)	(0:11.76)	(0:11.98)	(0:12.23)
7	8	Cavaretta	1:52.04	0:27.60	64.1 (800-600)	1:52.04	1:36.64 [9]	1:24.44 [9]	1:12.33 [9]	1:00.54 [9]	0:48.90 [8]	0:37.39 [9]	0:25.53 [8]
	(8)	Jaden Lloyd	7.7L (-2)	0:37.40	800-600 (0:11.50)	(0:15.40)	(0:12.20)	(0:12.10)	(0:11.80)	(0:11.64)	(0:11.50)	(0:11.86)	(0:12.34)
8	3	Righteous Legend	1:52.15	0:26.56	62.6 (1400-1200)	1:52.15	1:37.77 [1]	1:25.59 [1]	1:13.97 [1]	1:02.09 [1]	0:50.07 [1]	0:38.17 [1]	0:26.02 [1]
	(2)	Ashley Butler	8.4L (-2)	0:38.16	1400-1200 (0:11.62)	(0:14.38)	(0:12.18)	(0:11.62)	(0:11.88)	(0:12.02)	(0:11.91)	(0:12.14)	(0:12.72)
9	9	Crystal Garden	1:52.22	0:27.21	62.8 (800-600)	1:52.22	1:37.24 [6]	1:25.01 [6]	1:13.01 [6]	1:01.17 [6]	0:49.39 [6]	0:37.72 [6]	0:25.74 [6]
	(3)	Bella Youngberry	8.8L (-2)	0:37.72	800-600 (0:11.67)	(0:14.98)	(0:12.23)	(0:12.00)	(0:11.83)	(0:11.78)	(0:11.67)	(0:11.98)	(0:12.50)
10	11	Flop Shot	1:52.42	0:27.83	64.3 (800-600)	1:52.42	1:36.95 [10]	1:24.58 [10]	1:12.35 [10]	1:00.58 [10]	0:49.03 [10]	0:37.56 [10]	0:25.66 [10]
	(9)	Colleen Krahn	10.0L (-1)	0:37.56	800-600 (0:11.47)	(0:15.47)	(0:12.36)	(0:12.23)	(0:11.77)	(0:11.56)	(0:11.47)	(0:11.90)	(0:12.41)

Scratched: Kids Inthe Kitchen (#4), Crimson Spirit (#12), Cheerful Cat (#13)

Report Created: Sat 18 April 2026

(Note: Races are conducted over an approximate distance as close as possible to the advertised distance, and recorded data may vary accordingly. Official times refer to race times only and do not include handicap times.)

[] Position in running at each section and finish TAB# Saddle cloth number

Fastest split

-:--:-- No data available at this section

BAR# Barrier/Gate Position

Fastest section

NA No data available

DNF Did not finish

DNT Did not track

DT-W Distance travelled compared to winner in metres



Aquis Park Gold Coast QLD -
 Race 6: KURRAWA SURF CLUB Class 1 Handicap - 1800m
 18 April 2026 - 3:30PM



Track Rating: Soft 5, Weather: Fine, Rail Position: +9m 900m-W/Post, +5m Remainder

Field Times 0:12.37
 (Race Tempo) (0:12.37)

Rank	TAB#	Horse	Overall Time	First 400m	Top Speed km/h (Section)	L200									
	(BAR#)	Jockey	Margin (DT-W)	Last 600m	Fastest Section (Time)	200 - Finish									
1	5	Launcher	1:50.73	0:27.07	62.8 (800-600)	0:12.37 [1]									
	(6)	Karl Zechner		0:36.39	800-600 (0:11.75)	(0:12.37)									
2	10	Elysium	1:51.07	0:26.82	62.7 (800-600)	0:12.52 [3]									
	(10)	Micheal Hellyer	2.0L (+2)	0:36.76	1200-1000 (0:11.78)	(0:12.52)									
3	1	Use Your Illusion	1:51.18	0:27.54	65.4 (800-600)	0:12.43 [6]									
	(5)	Georgina Cartwright	2.7L (+6)	0:36.60	800-600 (0:11.34)	(0:12.43)									
4	6	Brain Wave	1:51.28	0:27.29	62.9 (1000-800)	0:12.57 [5]									
	(4)	Dylan Turner	3.2L (+3)	0:36.69	800-600 (0:11.63)	(0:12.57)									
5	2	Loch Awe	1:51.33	0:26.95	62.0 (1200-1000)	0:12.78 [2]									
	(1)	Danny Peisley	3.5L (-4)	0:37.01	1200-1000 (0:11.76)	(0:12.78)									
6	7	Gypsy Wish	1:51.43	0:27.17	63.0 (1800 - 1600)	0:12.84 [4]									
	(7)	Damien Boutet	4.1L (+6)	0:37.05	1200-1000 (0:11.75)	(0:12.84)									
7	8	Cavaretta	1:52.04	0:27.60	64.1 (800-600)	0:13.20 [7]									
	(8)	Jaden Lloyd	7.7L (-2)	0:37.40	800-600 (0:11.50)	(0:13.20)									
8	3	Righteous Legend	1:52.15	0:26.56	62.6 (1400-1200)	0:13.30 [8]									
	(2)	Ashley Butler	8.4L (-2)	0:38.16	1400-1200 (0:11.62)	(0:13.30)									
9	9	Crystal Garden	1:52.22	0:27.21	62.8 (800-600)	0:13.24 [9]									
	(3)	Bella Youngberry	8.8L (-2)	0:37.72	800-600 (0:11.67)	(0:13.24)									
10	11	Flop Shot	1:52.42	0:27.83	64.3 (800-600)	0:13.25 [10]									
	(9)	Colleen Krahn	10.0L (-1)	0:37.56	800-600 (0:11.47)	(0:13.25)									

Scratched: Kids Inthe Kitchen (#4), Crimson Spirit (#12), Cheerful Cat (#13)

Report Created: Sat 18 April 2026

(Note: Races are conducted over an approximate distance as close as possible to the advertised distance, and recorded data may vary accordingly. Official times refer to race times only and do not include handicap times.)

[] Position in running at each section and finish TAB# Saddle cloth number
 -:-- No data available at this section BAR# Barrier/Gate Position
 NA No data available DNF Did not finish
 DNT Did not track DT-W Distance travelled compared to winner in metres

Fastest split
 Fastest section



Horse/Jockey Name	Launcher/Karl Zechner
Finish Rank	1
Fastest Section Time (Section)	0:11.75 (800-600)
Top Speed [km/h] (Section)	62.8 (800-600)
Race State	Finished



Aquis Park Gold Coast QLD

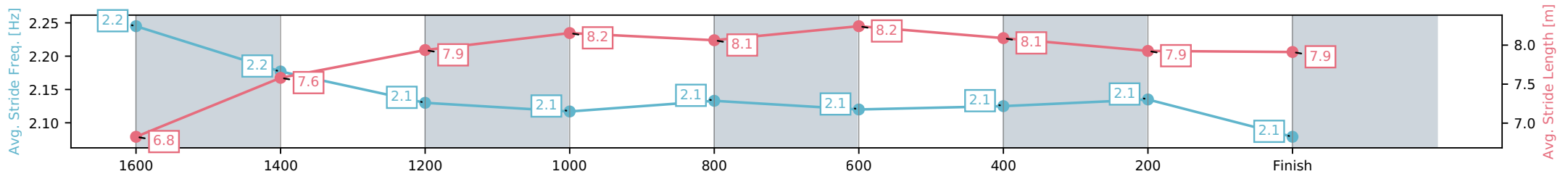
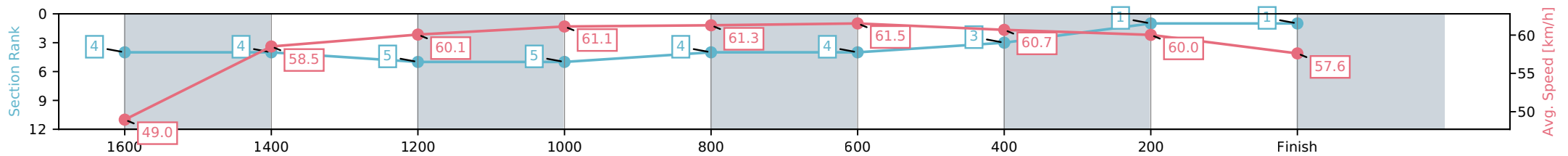
Race 6: KURRAWA SURF CLUB Class 1 Handicap - 1800m

18 April 2026 - 3:30PM

Track Rating: Soft 5, Weather: Fine, Rail Position: +9m 900m-W/Post, +5m Remainder



Section	L1800	L1600	L1400	L1200	L1000	L800	L600	L400	L200
Section Times	1:50.73 (0:14.64)	1:36.09 [4] (0:12.43)	1:23.66 [5] (0:12.01)	1:11.66 [5] (0:11.77)	0:59.89 [4] (0:11.76)	0:48.13 [4] (0:11.75)	0:36.38 [3] (0:11.96)	0:24.43 [1] (0:12.06)	0:12.37 [1] (0:12.37)
Average Speed [km/h]	49.0	58.5	60.1	61.1	61.3	61.5	60.7	60.0	57.6
Top Speed [km/h]	59.9	59.2	61.4	62.0	62.7	62.8	61.8	60.5	59.0
Avg. Dist. to Rail [m]	5.5	1.6	1.6	1.0	0.7	0.7	1.7	5.3	5.4
Avg. Stride Freq. [Hz]	2.2	2.2	2.1	2.1	2.1	2.1	2.1	2.1	2.1
Avg. Stride Length [m]	6.8	7.6	7.9	8.2	8.1	8.2	8.1	7.9	7.9



- [] Ranking at each section and finish
- :-:- No data available at this section
- NA No data available

Horse/Jockey Name	Elysium/Micheal Hellyer
Finish Rank	2
Fastest Section Time (Section)	0:11.78 (1200-1000)
Top Speed [km/h] (Section)	62.7 (800-600)
Race State	Finished



Aquis Park Gold Coast QLD

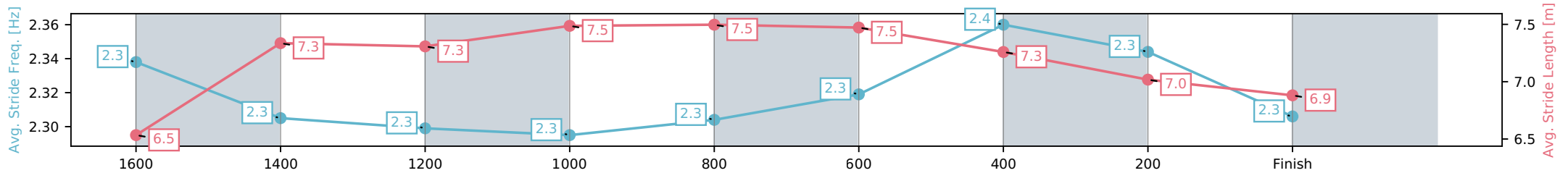
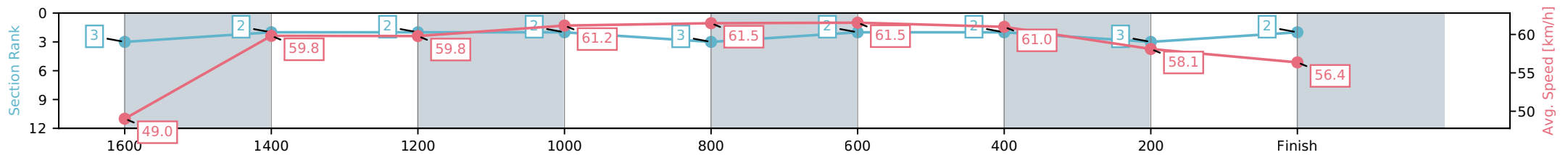
Race 6: KURRAWA SURF CLUB Class 1 Handicap - 1800m

18 April 2026 - 3:30PM

Track Rating: Soft 5, Weather: Fine, Rail Position: +9m 900m-W/Post, +5m Remainder



Section	L1800	L1600	L1400	L1200	L1000	L800	L600	L400	L200
Section Times	1:51.07 (0:14.62)	1:36.45 [2] (0:12.20)	1:24.25 [2] (0:12.07)	1:12.18 [2] (0:11.78)	1:00.40 [3] (0:11.84)	0:48.56 [2] (0:11.80)	0:36.75 [2] (0:11.85)	0:24.91 [3] (0:12.39)	0:12.52 [2] (0:12.52)
Average Speed [km/h]	49.0	59.8	59.8	61.2	61.5	61.5	61.0	58.1	56.4
Top Speed [km/h]	60.7	60.6	60.9	62.0	62.5	62.7	62.4	58.9	57.8
Avg. Dist. to Rail [m]	7.2	2.1	1.3	1.8	2.1	2.6	0.8	0.2	0.8
Avg. Stride Freq. [Hz]	2.3	2.3	2.3	2.3	2.3	2.3	2.4	2.3	2.3
Avg. Stride Length [m]	6.5	7.3	7.3	7.5	7.5	7.5	7.3	7.0	6.9



- [] Ranking at each section and finish
- :-:- No data available at this section
- NA No data available

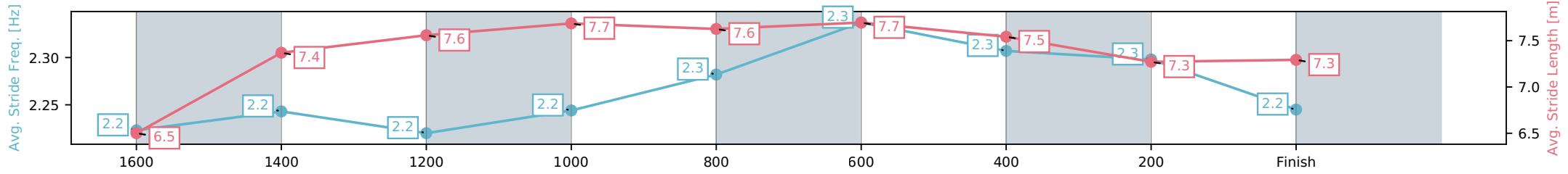
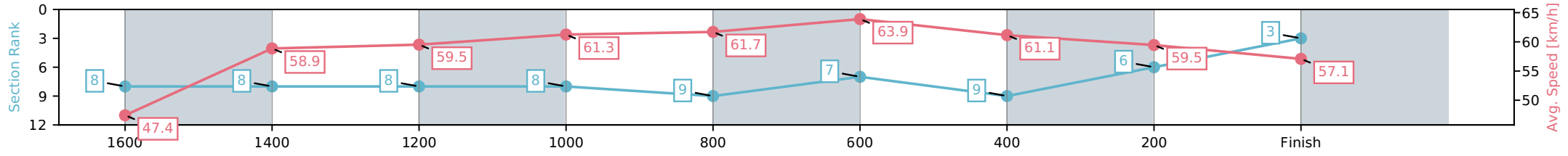
Horse/Jockey Name	Use Your Illusion/Georgina Cartwright
Finish Rank	3
Fastest Section Time (Section)	0:11.34 (800-600)
Top Speed [km/h] (Section)	65.4 (800-600)
Race State	Finished



Aquis Park Gold Coast QLD
 Race 6: KURRAWA SURF CLUB Class 1 Handicap - 1800m
 18 April 2026 - 3:30PM
 Track Rating: Soft 5, Weather: Fine, Rail Position: +9m 900m-W/Post, +5m Remainder



Section	L1800	L1600	L1400	L1200	L1000	L800	L600	L400	L200
Section Times	1:51.18 (0:15.10)	1:36.08 [8] (0:12.44)	1:23.64 [8] (0:12.13)	1:11.50 [8] (0:11.77)	0:59.73 [9] (0:11.78)	0:47.95 [7] (0:11.34)	0:36.60 [9] (0:11.99)	0:24.61 [6] (0:12.18)	0:12.43 [3] (0:12.43)
Average Speed [km/h]	47.4	58.9	59.5	61.3	61.7	63.9	61.1	59.5	57.1
Top Speed [km/h]	58.7	60.0	61.7	62.0	62.0	65.4	63.2	60.1	59.5
Avg. Dist. to Rail [m]	4.8	2.6	2.2	1.9	1.8	2.4	3.0	6.2	6.1
Avg. Stride Freq. [Hz]	2.2	2.2	2.2	2.2	2.3	2.3	2.3	2.3	2.2
Avg. Stride Length [m]	6.5	7.4	7.6	7.7	7.6	7.7	7.5	7.3	7.3



[] Ranking at each section and finish
 -.-.- No data available at this section
 NA No data available

Horse/Jockey Name	Brain Wave/Dylan Turner
Finish Rank	4
Fastest Section Time (Section)	0:11.63 (800-600)
Top Speed [km/h] (Section)	62.9 (1000-800)
Race State	Finished



Aquis Park Gold Coast QLD

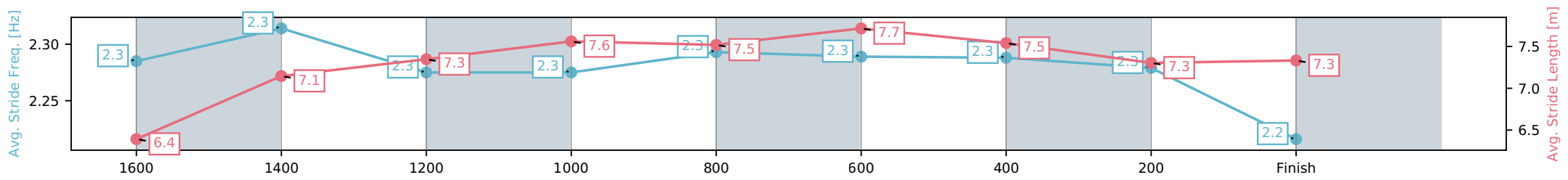
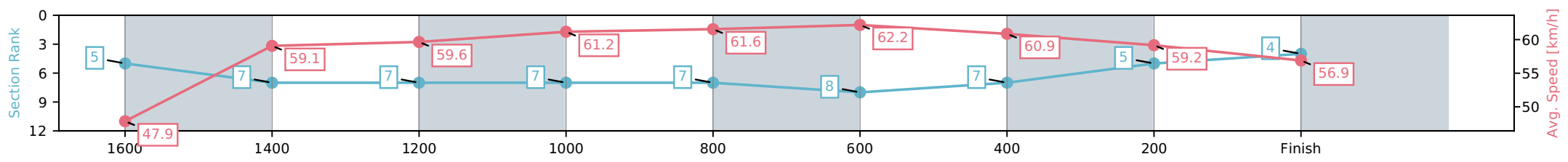
Race 6: KURRAWA SURF CLUB Class 1 Handicap - 1800m

18 April 2026 - 3:30PM

Track Rating: Soft 5, Weather: Fine, Rail Position: +9m 900m-W/Post, +5m Remainder



Section	L1800	L1600	L1400	L1200	L1000	L800	L600	L400	L200
Section Times	1:51.28 (0:14.93)	1:36.35 [7] (0:12.36)	1:23.99 [7] (0:12.10)	1:11.89 [7] (0:11.78)	1:00.11 [7] (0:11.79)	0:48.32 [8] (0:11.63)	0:36.68 [7] (0:11.91)	0:24.78 [5] (0:12.21)	0:12.57 [4] (0:12.57)
Average Speed [km/h]	47.9	59.1	59.6	61.2	61.6	62.2	60.9	59.2	56.9
Top Speed [km/h]	58.5	60.0	61.5	61.8	62.9	62.9	61.5	60.5	60.1
Avg. Dist. to Rail [m]	3.8	2.1	2.0	2.0	1.6	1.3	1.1	3.5	3.4
Avg. Stride Freq. [Hz]	2.3	2.3	2.3	2.3	2.3	2.3	2.3	2.3	2.2
Avg. Stride Length [m]	6.4	7.1	7.3	7.6	7.5	7.7	7.5	7.3	7.3



[] Ranking at each section and finish
 -:-:- No data available at this section
 NA No data available

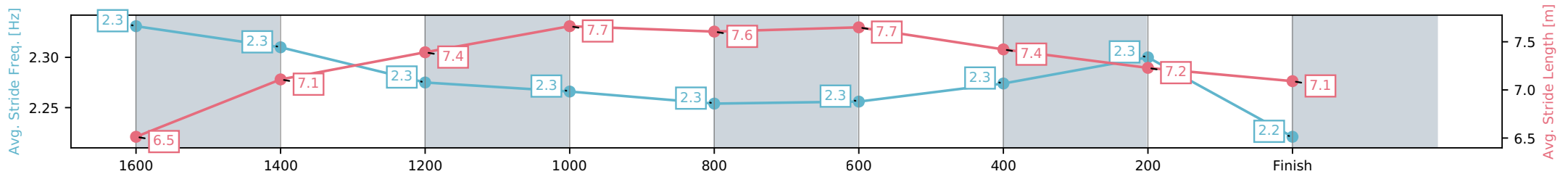
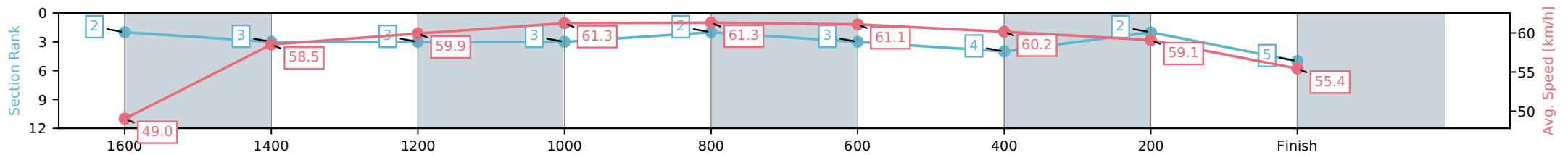
Horse/Jockey Name	Loch Awe/Danny Peisley
Finish Rank	5
Fastest Section Time (Section)	0:11.76 (1200-1000)
Top Speed [km/h] (Section)	62.0 (1200-1000)
Race State	Finished



Aquis Park Gold Coast QLD
 Race 6: KURRAWA SURF CLUB Class 1 Handicap - 1800m
 18 April 2026 - 3:30PM
 Track Rating: Soft 5, Weather: Fine, Rail Position: +9m 900m-W/Post, +5m Remainder



Section	L1800	L1600	L1400	L1200	L1000	L800	L600	L400	L200
Section Times	1:51.33 (0:14.60)	1:36.73 [3] (0:12.35)	1:24.38 [3] (0:12.00)	1:12.38 [3] (0:11.76)	1:00.61 [2] (0:11.78)	0:48.83 [3] (0:11.82)	0:37.01 [4] (0:12.01)	0:25.00 [2] (0:12.22)	0:12.78 [5] (0:12.78)
Average Speed [km/h]	49.0	58.5	59.9	61.3	61.3	61.1	60.2	59.1	55.4
Top Speed [km/h]	58.5	59.4	61.0	62.0	62.0	61.8	60.5	60.0	57.5
Avg. Dist. to Rail [m]	1.6	0.7	1.0	1.0	0.8	0.8	0.9	2.8	3.2
Avg. Stride Freq. [Hz]	2.3	2.3	2.3	2.3	2.3	2.3	2.3	2.3	2.2
Avg. Stride Length [m]	6.5	7.1	7.4	7.7	7.6	7.7	7.4	7.2	7.1



- [] Ranking at each section and finish
- :-:- No data available at this section
- NA No data available

Horse/Jockey Name	Gypsy Wish/Damien Boutet
Finish Rank	6
Fastest Section Time (Section)	0:11.75 (1200-1000)
Top Speed [km/h] (Section)	63.0 (1800 - 1600)
Race State	Finished



Aquis Park Gold Coast QLD

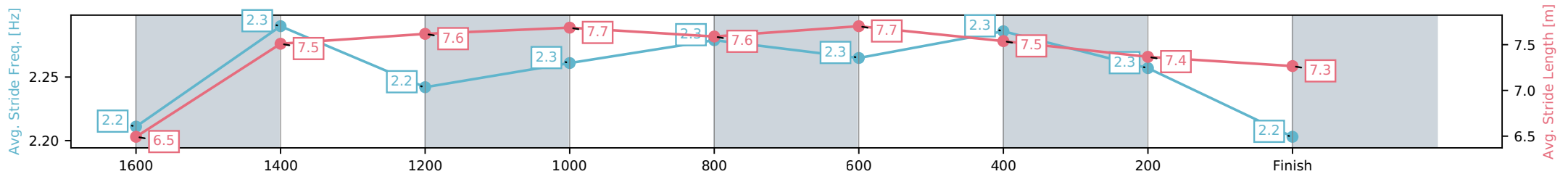
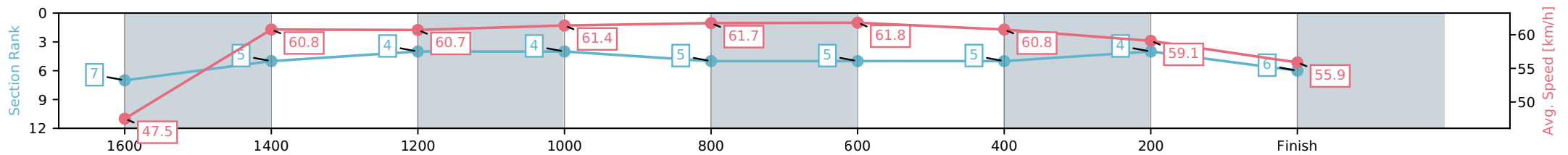
Race 6: KURRAWA SURF CLUB Class 1 Handicap - 1800m

18 April 2026 - 3:30PM

Track Rating: Soft 5, Weather: Fine, Rail Position: +9m 900m-W/Post, +5m Remainder



Section	L1800	L1600	L1400	L1200	L1000	L800	L600	L400	L200
Section Times	1:51.43 (0:15.04)	1:36.39 [5] (0:12.13)	1:24.26 [4] (0:11.90)	1:12.36 [4] (0:11.75)	1:00.61 [5] (0:11.81)	0:48.80 [5] (0:11.76)	0:37.04 [5] (0:11.98)	0:25.07 [4] (0:12.23)	0:12.84 [6] (0:12.84)
Average Speed [km/h]	47.5	60.8	60.7	61.4	61.7	61.8	60.8	59.1	55.9
Top Speed [km/h]	63.0	62.3	62.5	62.1	62.4	62.5	61.7	60.4	59.0
Avg. Dist. to Rail [m]	5.8	3.4	3.1	2.9	2.5	2.5	2.0	4.3	4.6
Avg. Stride Freq. [Hz]	2.2	2.3	2.2	2.3	2.3	2.3	2.3	2.3	2.2
Avg. Stride Length [m]	6.5	7.5	7.6	7.7	7.6	7.7	7.5	7.4	7.3



- [] Ranking at each section and finish
- :-:- No data available at this section
- NA No data available

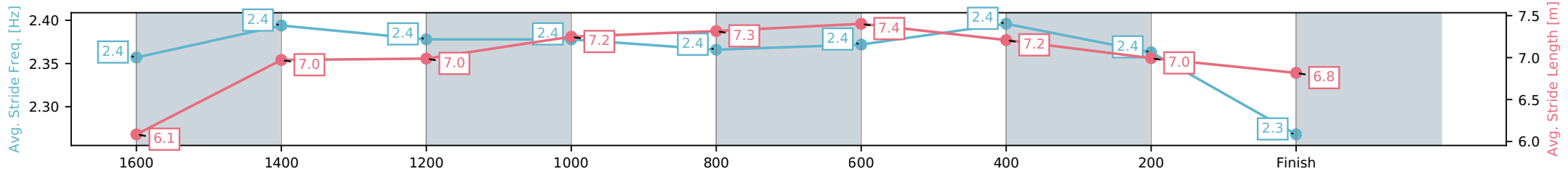
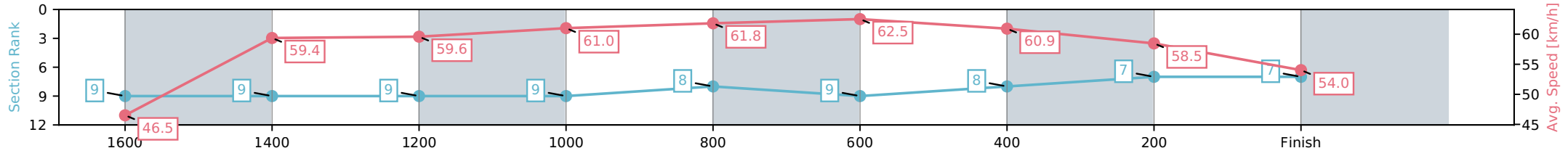
Horse/Jockey Name	Cavaretta/Jaden Lloyd
Finish Rank	7
Fastest Section Time (Section)	0:11.50 (800-600)
Top Speed [km/h] (Section)	64.1 (800-600)
Race State	Finished



Aquis Park Gold Coast QLD
 Race 6: KURRAWA SURF CLUB Class 1 Handicap - 1800m
 18 April 2026 - 3:30PM
 Track Rating: Soft 5, Weather: Fine, Rail Position: +9m 900m-W/Post, +5m Remainder



Section	L1800	L1600	L1400	L1200	L1000	L800	L600	L400	L200
Section Times	1:52.04 (0:15.40)	1:36.64 [9] (0:12.20)	1:24.44 [9] (0:12.10)	1:12.33 [9] (0:11.80)	1:00.54 [8] (0:11.64)	0:48.90 [9] (0:11.50)	0:37.39 [8] (0:11.86)	0:25.53 [7] (0:12.34)	0:13.20 [7] (0:13.20)
Average Speed [km/h]	46.5	59.4	59.6	61.0	61.8	62.5	60.9	58.5	54.0
Top Speed [km/h]	59.8	61.1	61.8	61.8	62.6	64.1	62.8	59.1	57.1
Avg. Dist. to Rail [m]	6.5	1.1	0.9	0.7	0.6	0.7	0.8	2.3	2.5
Avg. Stride Freq. [Hz]	2.4	2.4	2.4	2.4	2.4	2.4	2.4	2.4	2.3
Avg. Stride Length [m]	6.1	7.0	7.0	7.2	7.3	7.4	7.2	7.0	6.8



[] Ranking at each section and finish
 -:-:- No data available at this section
 NA No data available

Horse/Jockey Name	Righteous Legend/Ashley Butler
Finish Rank	8
Fastest Section Time (Section)	0:11.62 (1400-1200)
Top Speed [km/h] (Section)	62.6 (1400-1200)
Race State	Finished



Aquis Park Gold Coast QLD

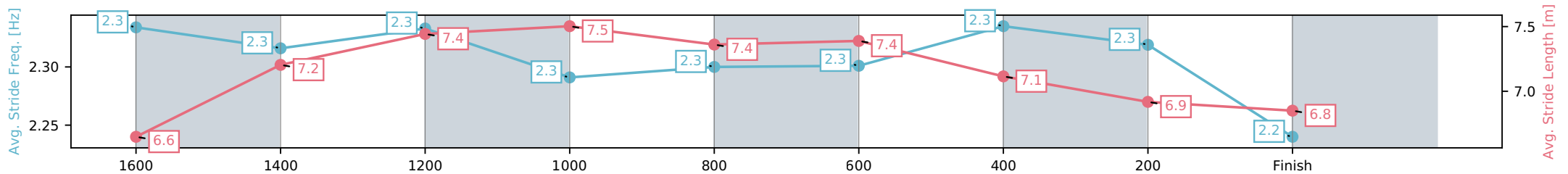
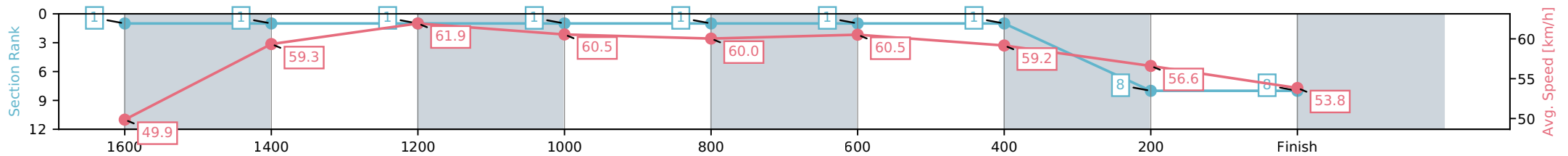
Race 6: KURRAWA SURF CLUB Class 1 Handicap - 1800m

18 April 2026 - 3:30PM

Track Rating: Soft 5, Weather: Fine, Rail Position: +9m 900m-W/Post, +5m Remainder



Section	L1800	L1600	L1400	L1200	L1000	L800	L600	L400	L200
Section Times	1:52.15 (0:14.38)	1:37.77 [1] (0:12.18)	1:25.59 [1] (0:11.62)	1:13.97 [1] (0:11.88)	1:02.09 [1] (0:12.02)	0:50.07 [1] (0:11.91)	0:38.17 [1] (0:12.14)	0:26.02 [8] (0:12.72)	0:13.30 [8] (0:13.30)
Average Speed [km/h]	49.9	59.3	61.9	60.5	60.0	60.5	59.2	56.6	53.8
Top Speed [km/h]	60.1	60.5	62.6	62.3	60.5	61.1	60.0	57.4	55.6
Avg. Dist. to Rail [m]	3.3	0.9	0.4	0.1	0.7	0.4	0.4	0.4	0.4
Avg. Stride Freq. [Hz]	2.3	2.3	2.3	2.3	2.3	2.3	2.3	2.3	2.2
Avg. Stride Length [m]	6.6	7.2	7.4	7.5	7.4	7.4	7.1	6.9	6.8



- [] Ranking at each section and finish
- :-:- No data available at this section
- NA No data available

Horse/Jockey Name	Crystal Garden/Bella Youngberry
Finish Rank	9
Fastest Section Time (Section)	0:11.67 (800-600)
Top Speed [km/h] (Section)	62.8 (800-600)
Race State	Finished



Aquis Park Gold Coast QLD

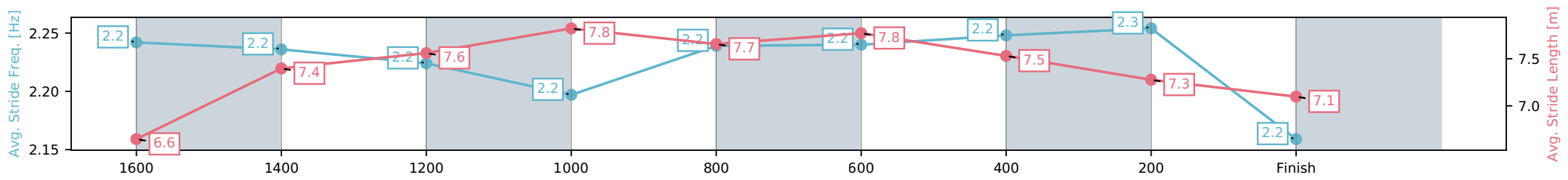
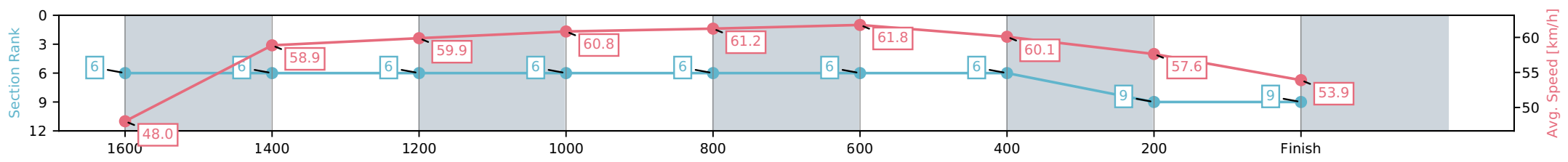
Race 6: KURRAWA SURF CLUB Class 1 Handicap - 1800m

18 April 2026 - 3:30PM

Track Rating: Soft 5, Weather: Fine, Rail Position: +9m 900m-W/Post, +5m Remainder



Section	L1800	L1600	L1400	L1200	L1000	L800	L600	L400	L200
Section Times	1:52.22 (0:14.98)	1:37.24 [6] (0:12.23)	1:25.01 [6] (0:12.00)	1:13.01 [6] (0:11.83)	1:01.17 [6] (0:11.78)	0:49.39 [6] (0:11.67)	0:37.72 [6] (0:11.98)	0:25.74 [9] (0:12.50)	0:13.24 [9] (0:13.24)
Average Speed [km/h]	48.0	58.9	59.9	60.8	61.2	61.8	60.1	57.6	53.9
Top Speed [km/h]	59.5	59.6	61.5	61.3	62.3	62.8	60.9	58.8	55.9
Avg. Dist. to Rail [m]	2.1	0.7	0.8	1.1	0.6	0.7	0.5	1.1	1.8
Avg. Stride Freq. [Hz]	2.2	2.2	2.2	2.2	2.2	2.2	2.2	2.3	2.2
Avg. Stride Length [m]	6.6	7.4	7.6	7.8	7.7	7.8	7.5	7.3	7.1



[] Ranking at each section and finish
 -:-:- No data available at this section
 NA No data available

Horse/Jockey Name	Flop Shot/Colleen Krahen
Finish Rank	10
Fastest Section Time (Section)	0:11.47 (800-600)
Top Speed [km/h] (Section)	64.3 (800-600)
Race State	Finished



Aquis Park Gold Coast QLD

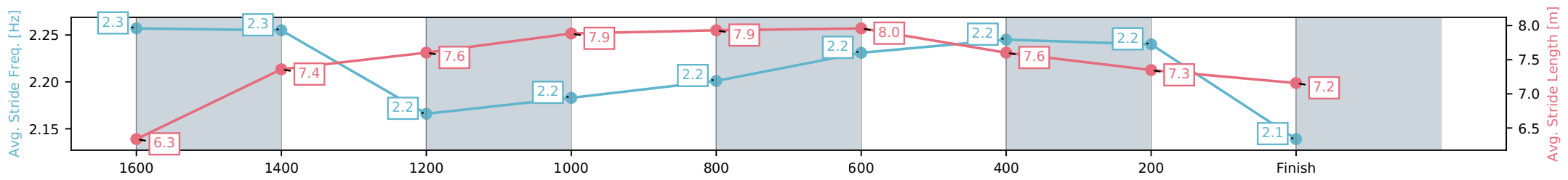
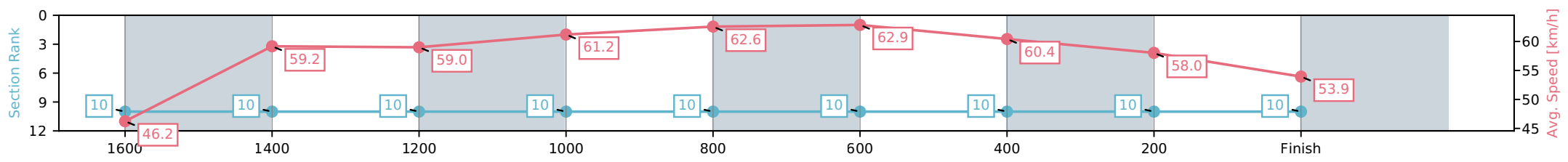
Race 6: KURRAWA SURF CLUB Class 1 Handicap - 1800m

18 April 2026 - 3:30PM

Track Rating: Soft 5, Weather: Fine, Rail Position: +9m 900m-W/Post, +5m Remainder



Section	L1800	L1600	L1400	L1200	L1000	L800	L600	L400	L200
Section Times	1:52.42 (0:15.47)	1:36.95 [10] (0:12.36)	1:24.58 [10] (0:12.23)	1:12.35 [10] (0:11.77)	1:00.58 [10] (0:11.56)	0:49.03 [10] (0:11.47)	0:37.56 [10] (0:11.90)	0:25.66 [10] (0:12.41)	0:13.25 [10] (0:13.25)
Average Speed [km/h]	46.2	59.2	59.0	61.2	62.6	62.9	60.4	58.0	53.9
Top Speed [km/h]	59.1	60.5	61.2	61.8	63.5	64.3	61.4	58.8	58.1
Avg. Dist. to Rail [m]	8.4	2.2	1.6	1.1	1.0	0.5	0.6	0.2	0.4
Avg. Stride Freq. [Hz]	2.3	2.3	2.2	2.2	2.2	2.2	2.2	2.2	2.1
Avg. Stride Length [m]	6.3	7.4	7.6	7.9	7.9	8.0	7.6	7.3	7.2



[] Ranking at each section and finish
 -:-:- No data available at this section
 NA No data available



Aquis Park Gold Coast QLD -
 Race 7: ARPS 10YR ANNIVERSARY RATINGS BAND 0 - 62 Handicap - 1015m
 18 April 2026 - 4:09PM



Track Rating: Soft 5, Weather: Fine, Rail Position: +9m 900m-W/Post, +5m Remainder

Field Times (Race Tempo) 0:58.20 0:44.09 0:33.62 0:22.80 0:11.51
 (0:14.11) (0:10.47) (0:10.83) (0:11.29) (0:11.51)

Rank	TAB#	Horse	Overall Time	First 400m	Top Speed km/h (Section)	L1015	L800	L600	L400	L200			
	(BAR#)	Jockey	Margin (DT-W)	Last 600m	Fastest Section (Time)	Start - 800	800 - 600	600 - 400	400 - 200	200 - Finish			
1	8	Miss McLaren	0:58.20	0:23.79	70.1 (800-600)	0:58.20	0:44.05 [2]	0:33.62 [2]	0:22.80 [1]	0:11.51 [1]			
	(4)	Bella Youngberry		0:33.61	800-600 (0:10.43)	(0:14.15)	(0:10.43)	(0:10.82)	(0:11.28)	(0:11.51)			
2	9	Conformity	0:58.55	0:24.57	70.3 (800-600)	0:58.55	0:43.78 [8]	0:33.17 [8]	0:22.46 [8]	0:11.46 [5]			
	(6)	Leah Martyn	2.0L (+1)	0:33.17	800-600 (0:10.61)	(0:14.77)	(0:10.61)	(0:10.72)	(0:10.99)	(0:11.46)			
3	6	Ciphertext	0:58.70	0:23.92	70.0 (800-600)	0:58.70	0:44.52 [3]	0:33.96 [3]	0:23.17 [2]	0:11.79 [2]			
	(9)	Sean Cormack	2.9L (-1)	0:33.96	800-600 (0:10.56)	(0:14.18)	(0:10.56)	(0:10.79)	(0:11.38)	(0:11.79)			
4	5	Wayburn	0:58.80	0:24.46	69.0 (800-600)	0:58.80	0:44.08 [7]	0:33.54 [7]	0:22.86 [7]	0:11.78 [3]			
	(5)	Jett Newman	3.5L (+1)	0:33.54	800-600 (0:10.54)	(0:14.72)	(0:10.54)	(0:10.69)	(0:11.07)	(0:11.78)			
5	13	Blinked	0:59.02	0:24.21	69.4 (800-600)	0:59.02	0:44.56 [5]	0:34.01 [5]	0:23.17 [5]	0:11.77 [7]			
	(1)	Fred Larson	4.8L (-3)	0:34.00	800-600 (0:10.55)	(0:14.46)	(0:10.55)	(0:10.83)	(0:11.40)	(0:11.77)			
6	14	Cat Call	0:59.47	0:24.12	68.6 (800-600)	0:59.47	0:45.09 [4]	0:34.56 [4]	0:23.89 [4]	0:12.39 [4]			
	(2)	Danny Peisley	7.5L (+5)	0:34.56	800-600 (0:10.53)	(0:14.38)	(0:10.53)	(0:10.67)	(0:11.50)	(0:12.39)			
7	7	Don't Tellyafather	0:59.67	0:24.75	68.6 (800-600)	0:59.67	0:44.81 [9]	0:34.09 [9]	0:23.36 [9]	0:12.05 [9]			
	(8)	Dylan Turner	8.7L (-2)	0:34.10	800-600 (0:10.72)	(0:14.86)	(0:10.72)	(0:10.74)	(0:11.31)	(0:12.05)			
8	11	Rare Beauty	1:00.05	0:24.24	70.4 (800-600)	1:00.05	0:45.55 [6]	0:35.03 [6]	0:24.20 [6]	0:12.93 [6]			
	(3)	Benjamin Osmond	10.9L (+0)	0:35.03	800-600 (0:10.52)	(0:14.50)	(0:10.52)	(0:10.83)	(0:11.27)	(0:12.93)			
9	12	Zoomed	1:00.29	0:25.01	68.7 (600-400)	1:00.29	0:45.19 [10]	0:34.46 [10]	0:23.87 [10]	0:12.53 [10]			
	(10)	Colleen Krahen	12.3L (+3)	0:34.46	600-400 (0:10.59)	(0:15.10)	(0:10.73)	(0:10.59)	(0:11.34)	(0:12.53)			
10	3	Russian Pins	1:00.64	0:23.78	70.4 (800-600)	1:00.64	0:46.53 [1]	0:36.06 [1]	0:25.11 [3]	0:13.12 [8]			
	(7)	McKenzie Apel	14.3L (+0)	0:36.07	800-600 (0:10.47)	(0:14.11)	(0:10.47)	(0:10.96)	(0:11.99)	(0:13.12)			

Scratched: Galavino (#1), Marathia (#2), Storm Merchant (#4), Lucky Lass (#10), Chayse'n'scotty (#15), Hit (#16), Xuanfeng (#17)

Report Created: Sat 18 April 2026

(Note: Races are conducted over an approximate distance as close as possible to the advertised distance, and recorded data may vary accordingly. Official times refer to race times only and do not include handicap times.)

[] Position in running at each section and finish TAB# Saddle cloth number
 -:-:- No data available at this section BAR# Barrier/Gate Position
 NA No data available DNF Did not finish
 DNT Did not track DT-W Distance travelled compared to winner in metres

Fastest split
 Fastest section

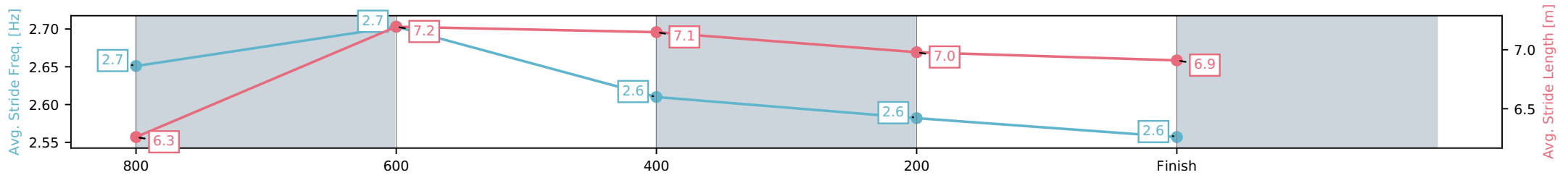
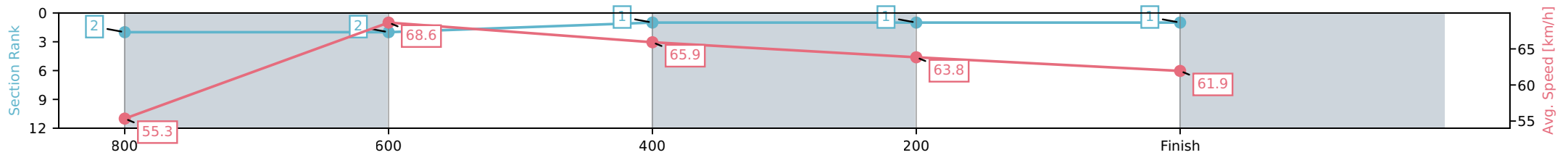
Horse/Jockey Name	Miss McLaren/Bella Youngberry
Finish Rank	1
Fastest Section Time (Section)	0:10.43 (800-600)
Top Speed [km/h] (Section)	70.1 (800-600)
Race State	Finished



Aquis Park Gold Coast QLD
 Race 7: ARPS 10YR ANNIVERSARY RATINGS BAND 0 - 62
 Handicap - 1015m
 18 April 2026 - 4:09PM
 Track Rating: Soft 5, Weather: Fine, Rail Position: +9m 900m-W/Post,
 +5m Remainder



Section	L1015	L800	L600	L400	L200
Section Times	0:58.20 (0:14.15)	0:44.05 [2] (0:10.43)	0:33.62 [1] (0:10.82)	0:22.80 [1] (0:11.28)	0:11.51 [1] (0:11.51)
Average Speed [km/h]	55.3	68.6	65.9	63.8	61.9
Top Speed [km/h]	69.5	70.1	67.6	65.0	64.4
Avg. Dist. to Rail [m]	4.7	1.0	1.7	0.6	0.8
Avg. Stride Freq. [Hz]	2.7	2.7	2.6	2.6	2.6
Avg. Stride Length [m]	6.3	7.2	7.1	7.0	6.9



- [] Ranking at each section and finish
- :-:- No data available at this section
- NA No data available

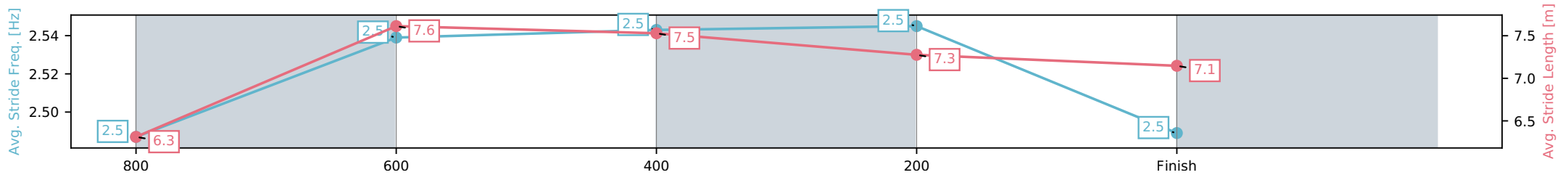
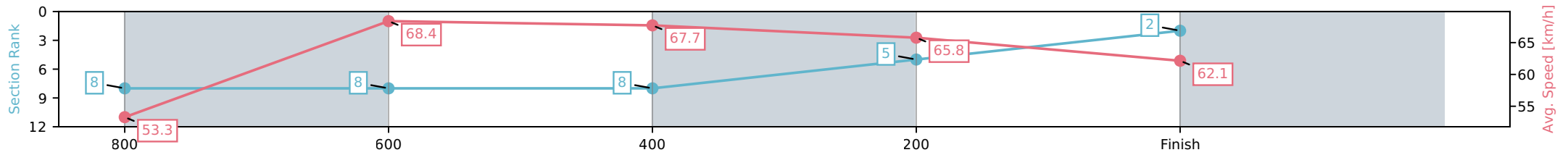
Horse/Jockey Name	Conformity/Leah Martyn
Finish Rank	2
Fastest Section Time (Section)	0:10.61 (800-600)
Top Speed [km/h] (Section)	70.3 (800-600)
Race State	Finished



Aquis Park Gold Coast QLD
 Race 7: ARPS 10YR ANNIVERSARY RATINGS BAND 0 - 62
 Handicap - 1015m
 18 April 2026 - 4:09PM
 Track Rating: Soft 5, Weather: Fine, Rail Position: +9m 900m-W/Post,
 +5m Remainder



Section	L1015	L800	L600	L400	L200
Section Times	0:58.55 (0:14.77)	0:43.78 [8] (0:10.61)	0:33.17 [8] (0:10.72)	0:22.46 [5] (0:10.99)	0:11.46 [2] (0:11.46)
Average Speed [km/h]	53.3	68.4	67.7	65.8	62.1
Top Speed [km/h]	69.1	70.3	69.2	66.4	65.5
Avg. Dist. to Rail [m]	7.1	2.0	1.5	5.2	5.2
Avg. Stride Freq. [Hz]	2.5	2.5	2.5	2.5	2.5
Avg. Stride Length [m]	6.3	7.6	7.5	7.3	7.1



[] Ranking at each section and finish
 -:-:- No data available at this section
 NA No data available

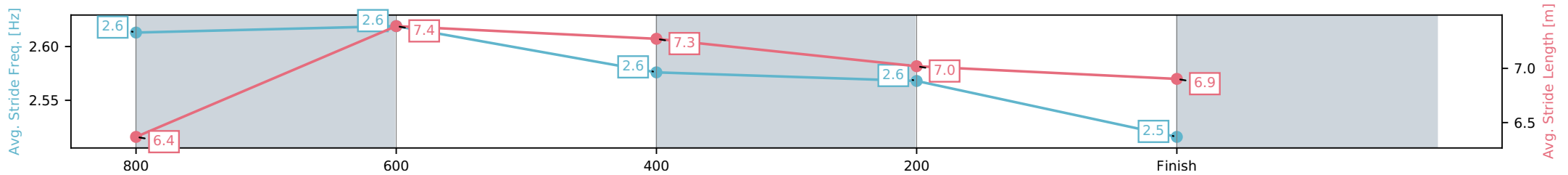
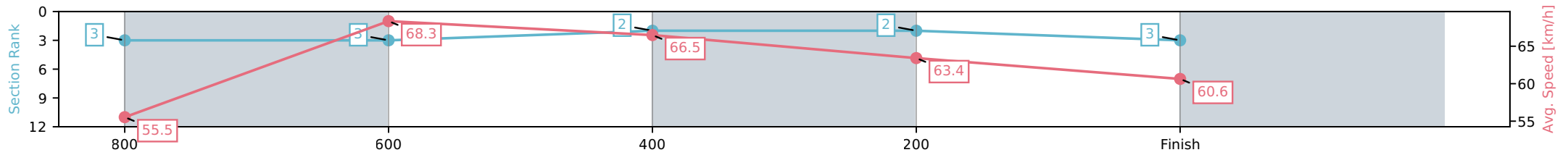
Horse/Jockey Name	Ciphertext/Sean Cormack
Finish Rank	3
Fastest Section Time (Section)	0:10.56 (800-600)
Top Speed [km/h] (Section)	70.0 (800-600)
Race State	Finished



Aquis Park Gold Coast QLD
 Race 7: ARPS 10YR ANNIVERSARY RATINGS BAND 0 - 62
 Handicap - 1015m
 18 April 2026 - 4:09PM
 Track Rating: Soft 5, Weather: Fine, Rail Position: +9m 900m-W/Post,
 +5m Remainder



Section	L1015	L800	L600	L400	L200
Section Times	0:58.70 (0:14.18)	0:44.52 [3] (0:10.56)	0:33.96 [2] (0:10.79)	0:23.17 [2] (0:11.38)	0:11.79 [3] (0:11.79)
Average Speed [km/h]	55.5	68.3	66.5	63.4	60.6
Top Speed [km/h]	69.3	70.0	68.2	65.4	63.8
Avg. Dist. to Rail [m]	7.9	0.8	0.6	2.1	3.7
Avg. Stride Freq. [Hz]	2.6	2.6	2.6	2.6	2.5
Avg. Stride Length [m]	6.4	7.4	7.3	7.0	6.9



[] Ranking at each section and finish
 -:-:- No data available at this section
 NA No data available

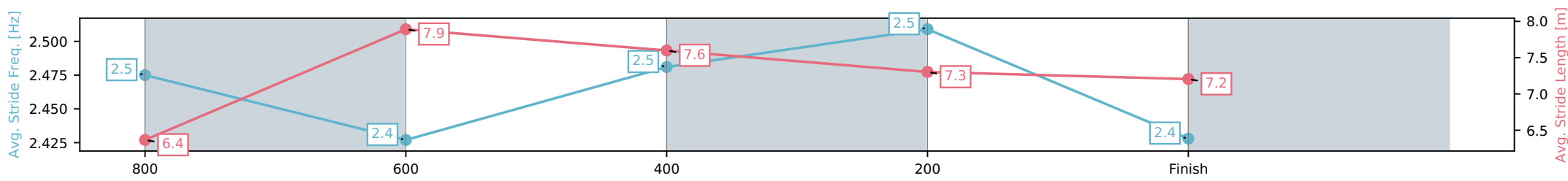
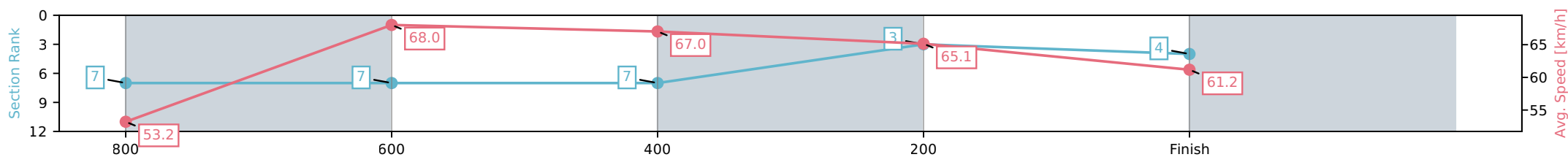
Horse/Jockey Name	Wayburn/Jett Newman
Finish Rank	4
Fastest Section Time (Section)	0:10.54 (800-600)
Top Speed [km/h] (Section)	69.0 (800-600)
Race State	Finished



Aquis Park Gold Coast QLD
 Race 7: ARPS 10YR ANNIVERSARY RATINGS BAND 0 - 62
 Handicap - 1015m
 18 April 2026 - 4:09PM
 Track Rating: Soft 5, Weather: Fine, Rail Position: +9m 900m-W/Post,
 +5m Remainder



Section	L1015	L800	L600	L400	L200
Section Times	0:58.80 (0:14.72)	0:44.08 [7] (0:10.54)	0:33.54 [7] (0:10.69)	0:22.86 [3] (0:11.07)	0:11.78 [4] (0:11.78)
Average Speed [km/h]	53.2	68.0	67.0	65.1	61.2
Top Speed [km/h]	68.1	69.0	67.7	65.7	63.8
Avg. Dist. to Rail [m]	5.6	1.1	1.0	2.6	2.4
Avg. Stride Freq. [Hz]	2.5	2.4	2.5	2.5	2.4
Avg. Stride Length [m]	6.4	7.9	7.6	7.3	7.2



[] Ranking at each section and finish
 -:-:- No data available at this section
 NA No data available

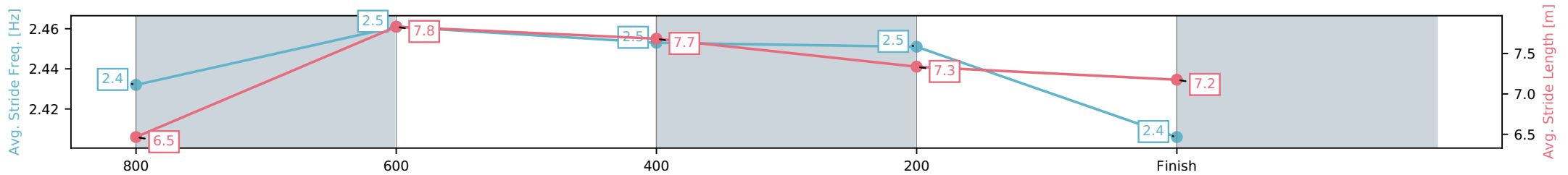
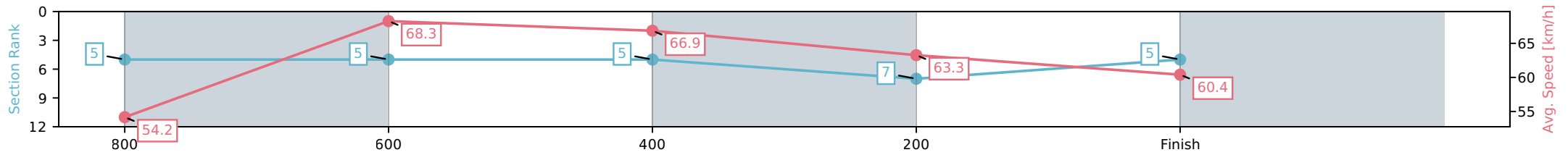
Horse/Jockey Name	Blinked/Fred Larson
Finish Rank	5
Fastest Section Time (Section)	0:10.55 (800-600)
Top Speed [km/h] (Section)	69.4 (800-600)
Race State	Finished



Aquis Park Gold Coast QLD
 Race 7: ARPS 10YR ANNIVERSARY RATINGS BAND 0 - 62
 Handicap - 1015m
 18 April 2026 - 4:09PM
 Track Rating: Soft 5, Weather: Fine, Rail Position: +9m 900m-W/Post,
 +5m Remainder



Section	L1015	L800	L600	L400	L200
Section Times	0:59.02 (0:14.46)	0:44.56 [5] (0:10.55)	0:34.01 [5] (0:10.83)	0:23.17 [7] (0:11.40)	0:11.77 [5] (0:11.77)
Average Speed [km/h]	54.2	68.3	66.9	63.3	60.4
Top Speed [km/h]	68.9	69.4	67.3	65.1	62.7
Avg. Dist. to Rail [m]	3.9	0.7	1.4	2.0	1.4
Avg. Stride Freq. [Hz]	2.4	2.5	2.5	2.5	2.4
Avg. Stride Length [m]	6.5	7.8	7.7	7.3	7.2



[] Ranking at each section and finish
 -:-:- No data available at this section
 NA No data available

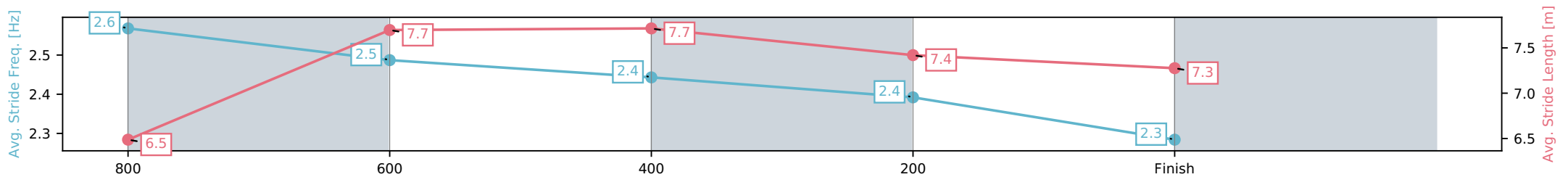
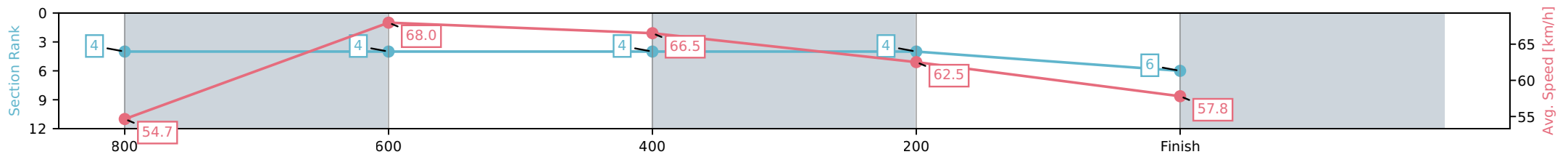
Horse/Jockey Name	Cat Call/Danny Peisley
Finish Rank	6
Fastest Section Time (Section)	0:10.53 (800-600)
Top Speed [km/h] (Section)	68.6 (800-600)
Race State	Finished



Aquis Park Gold Coast QLD
 Race 7: ARPS 10YR ANNIVERSARY RATINGS BAND 0 - 62
 Handicap - 1015m
 18 April 2026 - 4:09PM
 Track Rating: Soft 5, Weather: Fine, Rail Position: +9m 900m-W/Post,
 +5m Remainder



Section	L1015	L800	L600	L400	L200
Section Times	0:59.47 (0:14.38)	0:45.09 [4] (0:10.53)	0:34.56 [4] (0:10.67)	0:23.89 [4] (0:11.50)	0:12.39 [6] (0:12.39)
Average Speed [km/h]	54.7	68.0	66.5	62.5	57.8
Top Speed [km/h]	67.8	68.6	68.0	63.8	61.2
Avg. Dist. to Rail [m]	4.2	1.3	2.7	0.5	1.2
Avg. Stride Freq. [Hz]	2.6	2.5	2.4	2.4	2.3
Avg. Stride Length [m]	6.5	7.7	7.7	7.4	7.3



- [] Ranking at each section and finish
- :-:- No data available at this section
- NA No data available

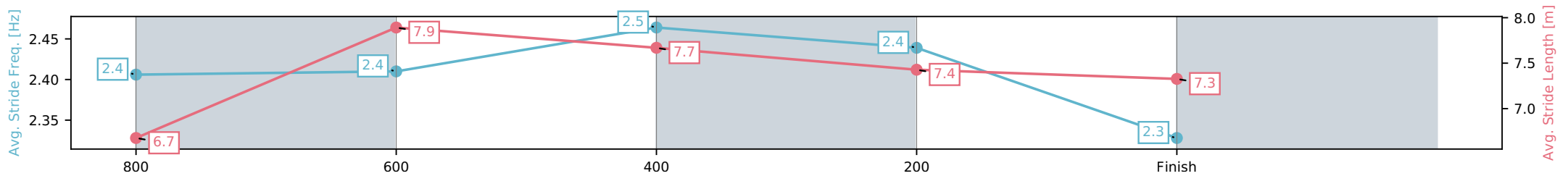
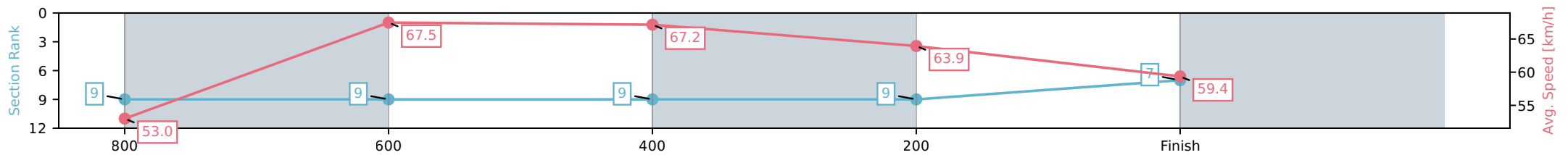
Horse/Jockey Name	Don't Tellyafather/Dylan Turner
Finish Rank	7
Fastest Section Time (Section)	0:10.72 (800-600)
Top Speed [km/h] (Section)	68.6 (800-600)
Race State	Finished



Aquis Park Gold Coast QLD
 Race 7: ARPS 10YR ANNIVERSARY RATINGS BAND 0 - 62
 Handicap - 1015m
 18 April 2026 - 4:09PM
 Track Rating: Soft 5, Weather: Fine, Rail Position: +9m 900m-W/Post,
 +5m Remainder



Section	L1015	L800	L600	L400	L200
Section Times	0:59.67 (0:14.86)	0:44.81 [9] (0:10.72)	0:34.09 [9] (0:10.74)	0:23.36 [9] (0:11.31)	0:12.05 [7] (0:12.05)
Average Speed [km/h]	53.0	67.5	67.2	63.9	59.4
Top Speed [km/h]	67.6	68.6	68.0	64.7	62.7
Avg. Dist. to Rail [m]	7.3	1.3	0.6	3.6	3.8
Avg. Stride Freq. [Hz]	2.4	2.4	2.5	2.4	2.3
Avg. Stride Length [m]	6.7	7.9	7.7	7.4	7.3



- [] Ranking at each section and finish
- :-:- No data available at this section
- NA No data available

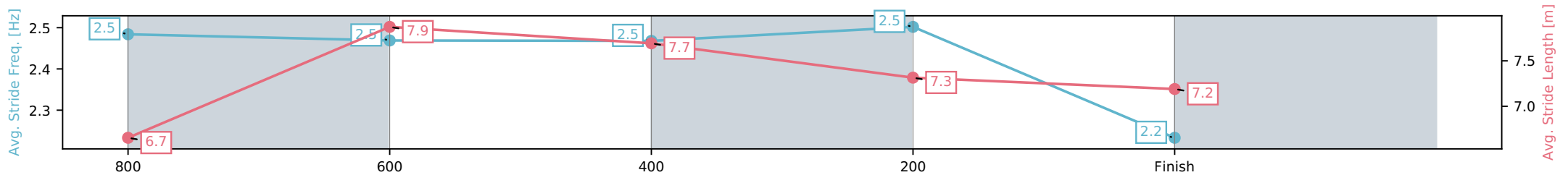
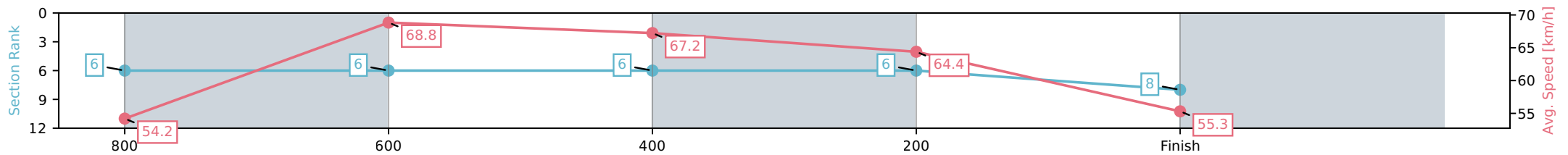
Horse/Jockey Name	Rare Beauty/Benjamin Osmond
Finish Rank	8
Fastest Section Time (Section)	0:10.52 (800-600)
Top Speed [km/h] (Section)	70.4 (800-600)
Race State	Finished



Aquis Park Gold Coast QLD
 Race 7: ARPS 10YR ANNIVERSARY RATINGS BAND 0 - 62
 Handicap - 1015m
 18 April 2026 - 4:09PM
 Track Rating: Soft 5, Weather: Fine, Rail Position: +9m 900m-W/Post,
 +5m Remainder



Section	L1015	L800	L600	L400	L200
Section Times	1:00.05 (0:14.50)	0:45.55 [6] (0:10.52)	0:35.03 [6] (0:10.83)	0:24.20 [6] (0:11.27)	0:12.93 [8] (0:12.93)
Average Speed [km/h]	54.2	68.8	67.2	64.4	55.3
Top Speed [km/h]	69.9	70.4	68.1	66.5	62.0
Avg. Dist. to Rail [m]	5.8	2.3	1.8	6.5	6.8
Avg. Stride Freq. [Hz]	2.5	2.5	2.5	2.5	2.2
Avg. Stride Length [m]	6.7	7.9	7.7	7.3	7.2



- [] Ranking at each section and finish
- :-:- No data available at this section
- NA No data available

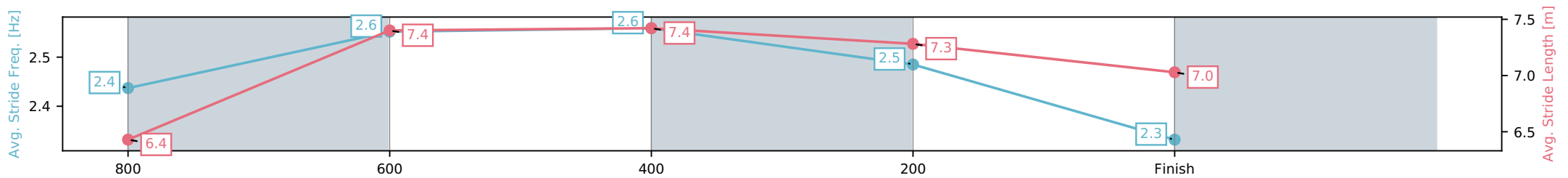
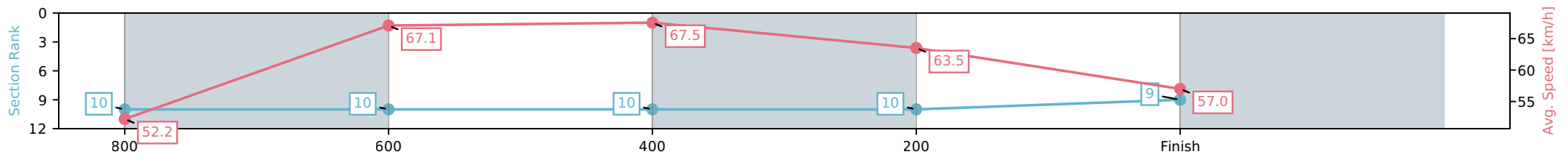
Horse/Jockey Name	Zoomed/Colleen Krahenen
Finish Rank	9
Fastest Section Time (Section)	0:10.59 (600-400)
Top Speed [km/h] (Section)	68.7 (600-400)
Race State	Finished



Aquis Park Gold Coast QLD
 Race 7: ARPS 10YR ANNIVERSARY RATINGS BAND 0 - 62
 Handicap - 1015m
 18 April 2026 - 4:09PM
 Track Rating: Soft 5, Weather: Fine, Rail Position: +9m 900m-W/Post,
 +5m Remainder



Section	L1015	L800	L600	L400	L200
Section Times	1:00.29 (0:15.10)	0:45.19 [10] (0:10.73)	0:34.46 [10] (0:10.59)	0:23.87 [10] (0:11.34)	0:12.53 [9] (0:12.53)
Average Speed [km/h]	52.2	67.1	67.5	63.5	57.0
Top Speed [km/h]	67.4	68.6	68.7	65.6	61.5
Avg. Dist. to Rail [m]	9.1	0.7	1.0	0.6	0.4
Avg. Stride Freq. [Hz]	2.4	2.6	2.6	2.5	2.3
Avg. Stride Length [m]	6.4	7.4	7.4	7.3	7.0



- [] Ranking at each section and finish
- :-:- No data available at this section
- NA No data available

Horse/Jockey Name	Russian Pins/McKenzie Apel
Finish Rank	10
Fastest Section Time (Section)	0:10.47 (800-600)
Top Speed [km/h] (Section)	70.4 (800-600)
Race State	Finished



Aquis Park Gold Coast QLD

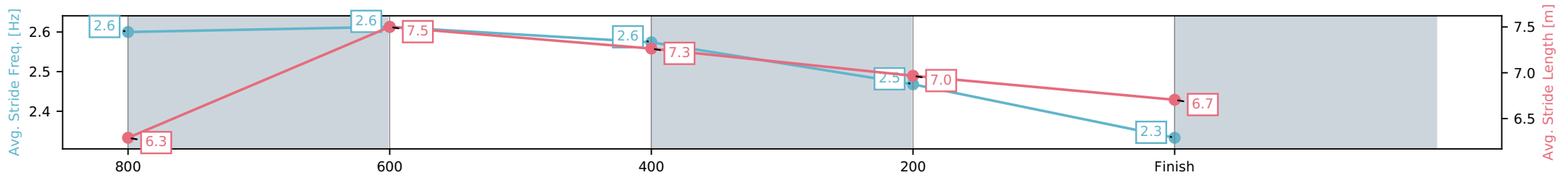
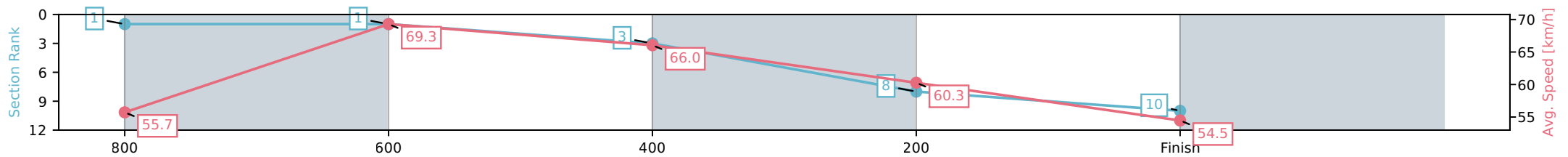
Race 7: ARPS 10YR ANNIVERSARY RATINGS BAND 0 - 62
Handicap - 1015m

18 April 2026 - 4:09PM

Track Rating: Soft 5, Weather: Fine, Rail Position: +9m 900m-W/Post,
+5m Remainder



Section	L1015	L800	L600	L400	L200
Section Times	1:00.64 (0:14.11)	0:46.53 [1] (0:10.47)	0:36.06 [3] (0:10.96)	0:25.11 [8] (0:11.99)	0:13.12 [10] (0:13.12)
Average Speed [km/h]	55.7	69.3	66.0	60.3	54.5
Top Speed [km/h]	70.2	70.4	67.4	63.3	58.1
Avg. Dist. to Rail [m]	6.5	2.1	1.0	2.0	1.8
Avg. Stride Freq. [Hz]	2.6	2.6	2.6	2.5	2.3
Avg. Stride Length [m]	6.3	7.5	7.3	7.0	6.7



- [] Ranking at each section and finish
- :-:- No data available at this section
- NA No data available



Aquis Park Gold Coast QLD - Race 8: PROFILING, IT'S WHAT WE DO! Class 2 Handicap - 1200m 18 April 2026 - 4:44PM



HOME OF THE GOLD COAST
TURF CLUB & EVENT CENTRE

Track Rating: Soft 5, Weather: Fine, Rail Position: +9m 900m-W/Post, +5m Remainder

Field Times (Race Tempo) 1:10.47 0:56.69 0:45.81 0:34.81 0:23.78 0:12.07
(0:13.78) (0:10.88) (0:11.00) (0:11.03) (0:11.71) (0:12.07)

Rank	TAB#	Horse	Overall Time	First 400m	Top Speed km/h (Section)	L1200	L1000	L800	L600	L400	L200		
			Margin (DT-W)	Last 600m	Fastest Section (Time)	Start - 1000	1000 - 800	800 - 600	600 - 400	400 - 200	200 - Finish		
1	4	Scheherazade	1:10.47	0:25.10	66.7 (1000-800)	1:10.47	0:56.43 [4]	0:45.37 [5]	0:34.24 [6]	0:23.12 [6]	0:11.60 [2]		
	(9)	Dylan Turner		0:34.24	1000-800 (0:11.06)	(0:14.04)	(0:11.06)	(0:11.13)	(0:11.12)	(0:11.52)	(0:11.60)		
2	10	Immediate	1:10.61	0:24.66	68.6 (1200 - 1000)	1:10.61	0:56.76 [2]	0:45.95 [1]	0:34.95 [1]	0:23.92 [1]	0:12.21 [1]		
	(5)	Leah Martyn	0.8L (+1)	0:34.95	1000-800 (0:10.80)	(0:13.86)	(0:10.80)	(0:11.00)	(0:11.03)	(0:11.71)	(0:12.21)		
3	5	Vorkuta	1:10.85	0:25.54	67.6 (800-600)	1:10.85	0:56.53 [8]	0:45.32 [10]	0:34.16 [9]	0:22.99 [9]	0:11.85 [3]		
	(7)	Fiona Sandkuhl	2.2L (+2)	0:34.16	400-200 (0:11.14)	(0:14.32)	(0:11.22)	(0:11.16)	(0:11.17)	(0:11.14)	(0:11.85)		
4	6	Ready To Ignite	1:11.36	0:25.20	68.5 (1200 - 1000)	1:11.36	0:57.12 [7]	0:46.16 [6]	0:35.18 [5]	0:24.09 [5]	0:12.16 [6]		
	(3)	Bailey Wheeler	5.2L (+6)	0:35.18	1000-800 (0:10.96)	(0:14.24)	(0:10.96)	(0:10.98)	(0:11.09)	(0:11.93)	(0:12.16)		
5	9	Maurraqa	1:11.36	0:25.52	67.3 (1200 - 1000)	1:11.36	0:56.84 [9]	0:45.85 [9]	0:34.65 [10]	0:23.38 [10]	0:11.78 [10]		
	(10)	Jett Newman	5.3L (-2)	0:34.65	1000-800 (0:11.00)	(0:14.52)	(0:11.00)	(0:11.20)	(0:11.27)	(0:11.60)	(0:11.78)		
6	12	Lucky Lass	1:11.45	0:24.99	66.9 (1000-800)	1:11.45	0:57.40 [5]	0:46.46 [4]	0:35.46 [3]	0:24.29 [3]	0:12.42 [4]		
	(2)	Georgina Cartwright	5.8L (-1)	0:35.46	1000-800 (0:10.94)	(0:14.05)	(0:10.94)	(0:11.01)	(0:11.16)	(0:11.88)	(0:12.42)		
7	14	Risk For Reward	1:11.55	0:25.51	66.6 (1000-800)	1:11.55	0:56.93 [10]	0:46.04 [8]	0:35.10 [7]	0:23.91 [7]	0:12.17 [7]		
	(8)	Fred Larson	6.3L (+2)	0:35.10	1000-800 (0:10.89)	(0:14.62)	(0:10.89)	(0:10.94)	(0:11.19)	(0:11.74)	(0:12.17)		
8	15	Doyle	1:12.02	0:25.34	66.1 (1000-800)	1:12.02	0:57.81 [6]	0:46.68 [7]	0:35.46 [8]	0:24.29 [8]	0:12.55 [9]		
	(4)	Benjamin Osmond	9.1L (+1)	0:35.46	1000-800 (0:11.13)	(0:14.21)	(0:11.13)	(0:11.22)	(0:11.17)	(0:11.74)	(0:12.55)		
9	11	In Great Spirit	1:12.13	0:24.96	67.3 (1000-800)	1:12.13	0:58.17 [3]	0:47.17 [3]	0:36.11 [4]	0:24.93 [4]	0:13.07 [5]		
	(1)	McKenzie Apel	9.8L (+8)	0:36.11	1000-800 (0:11.00)	(0:13.96)	(0:11.00)	(0:11.06)	(0:11.17)	(0:11.87)	(0:13.07)		
10	3	Botanica	1:13.56	0:24.71	67.1 (1000-800)	1:13.56	0:59.78 [1]	0:48.85 [2]	0:37.84 [2]	0:26.51 [2]	0:14.13 [8]		
	(6)	Kenji Yoshida	18.2L (-1)	0:37.84	1000-800 (0:10.93)	(0:13.78)	(0:10.93)	(0:11.02)	(0:11.33)	(0:12.38)	(0:14.13)		

Scratched: Gambino (#1), Hunter's Mate (#2), For Better (#7), Galavino (#8), Dashing Mars (#13), Rockrata (#16)

Report Created: Sat 18 April 2026

(Note: Races are conducted over an approximate distance as close as possible to the advertised distance, and recorded data may vary accordingly. Official times refer to race times only and do not include handicap times.)

[] Position in running at each section and finish TAB# Saddle cloth number

-:--:-- No data available at this section

NA No data available

DNT Did not track

BAR# Barrier/Gate Position

DNF Did not finish

DT-W Distance travelled compared to winner in metres

Fastest split

Fastest section

Horse/Jockey Name	Scheherazade/Dylan Turner
Finish Rank	1
Fastest Section Time (Section)	0:11.06 (1000-800)
Top Speed [km/h] (Section)	66.7 (1000-800)
Race State	Finished



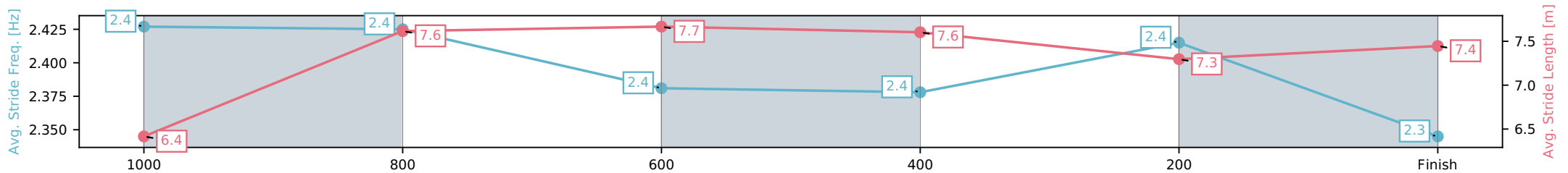
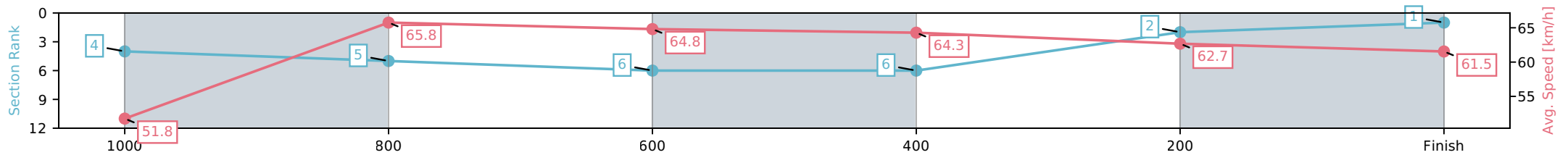
Aquis Park Gold Coast QLD
 Race 8: PROFILING, IT'S WHAT WE DO! Class 2 Handicap - 1200m

18 April 2026 - 4:44PM

Track Rating: Soft 5, Weather: Fine, Rail Position: +9m 900m-W/Post, +5m Remainder



Section	L1200	L1000	L800	L600	L400	L200
Section Times	1:10.47 (0:14.04)	0:56.43 [5] (0:11.06)	0:45.37 [6] (0:11.13)	0:34.24 [6] (0:11.12)	0:23.12 [2] (0:11.52)	0:11.60 [1] (0:11.60)
Average Speed [km/h]	51.8	65.8	64.8	64.3	62.7	61.5
Top Speed [km/h]	65.5	66.7	65.9	66.3	63.8	63.4
Avg. Dist. to Rail [m]	7.6	2.1	0.6	1.1	2.9	5.3
Avg. Stride Freq. [Hz]	2.4	2.4	2.4	2.4	2.4	2.3
Avg. Stride Length [m]	6.4	7.6	7.7	7.6	7.3	7.4



- [] Ranking at each section and finish
- :-:- No data available at this section
- NA No data available

Horse/Jockey Name	Immediate/Leah Martyn
Finish Rank	2
Fastest Section Time (Section)	0:10.80 (1000-800)
Top Speed [km/h] (Section)	68.6 (1200 - 1000)
Race State	Finished



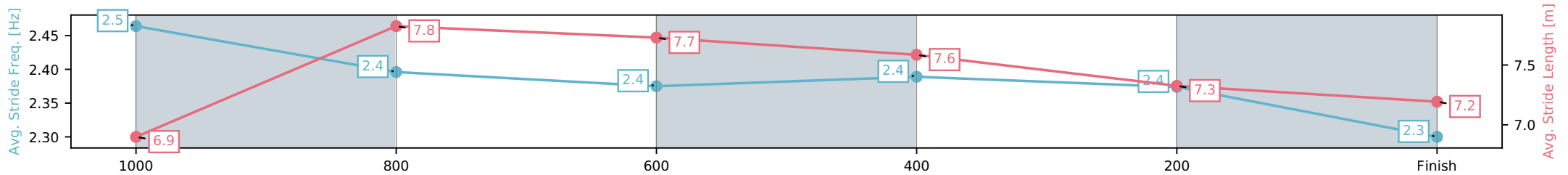
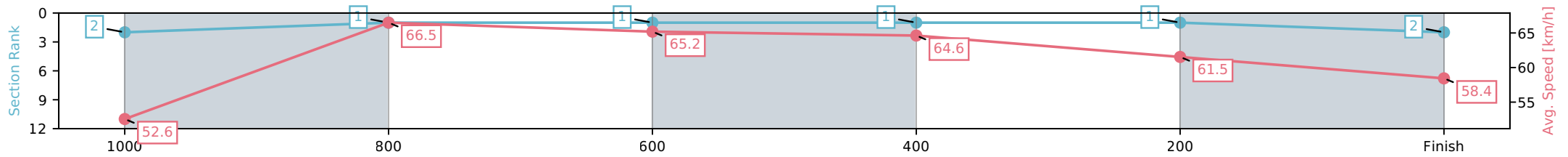
Aquis Park Gold Coast QLD
 Race 8: PROFILING, IT'S WHAT WE DO! Class 2 Handicap - 1200m



18 April 2026 - 4:44PM

Track Rating: Soft 5, Weather: Fine, Rail Position: +9m 900m-W/Post, +5m Remainder

Section	L1200	L1000	L800	L600	L400	L200
Section Times	1:10.61 (0:13.86)	0:56.76 [1] (0:10.80)	0:45.95 [1] (0:11.00)	0:34.95 [1] (0:11.03)	0:23.92 [1] (0:11.71)	0:12.21 [2] (0:12.21)
Average Speed [km/h]	52.6	66.5	65.2	64.6	61.5	58.4
Top Speed [km/h]	68.6	68.1	67.1	66.7	63.2	60.0
Avg. Dist. to Rail [m]	3.2	0.5	1.1	1.7	0.2	0.4
Avg. Stride Freq. [Hz]	2.5	2.4	2.4	2.4	2.4	2.3
Avg. Stride Length [m]	6.9	7.8	7.7	7.6	7.3	7.2



- [] Ranking at each section and finish
- :-:- No data available at this section
- NA No data available

Horse/Jockey Name	Vorkuta/Fiona Sandkuhl
Finish Rank	3
Fastest Section Time (Section)	0:11.14 (400-200)
Top Speed [km/h] (Section)	67.6 (800-600)
Race State	Finished



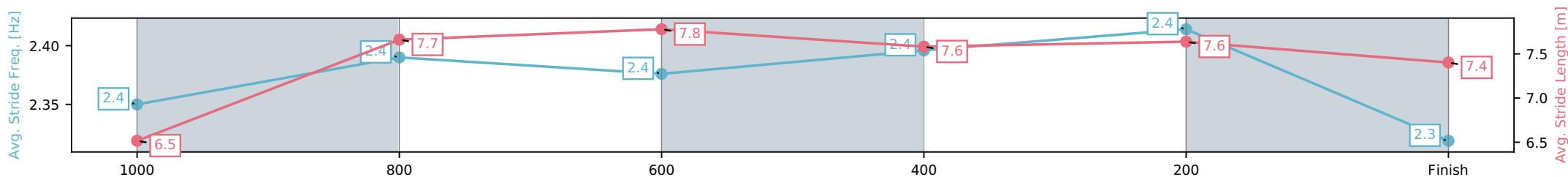
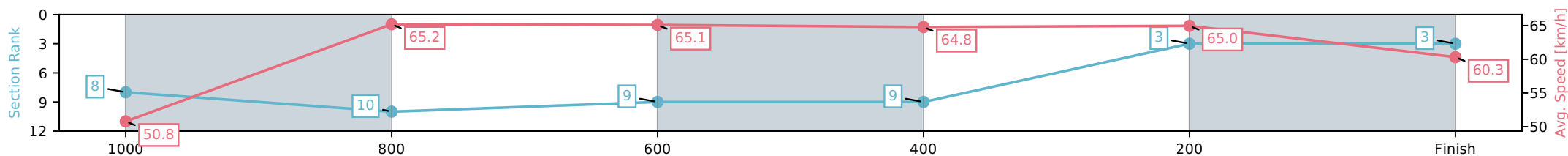
Aquis Park Gold Coast QLD
 Race 8: PROFILING, IT'S WHAT WE DO! Class 2 Handicap - 1200m



18 April 2026 - 4:44PM

Track Rating: Soft 5, Weather: Fine, Rail Position: +9m 900m-W/Post, +5m Remainder

Section	L1200	L1000	L800	L600	L400	L200
Section Times	1:10.85 (0:14.32)	0:56.53 [10] (0:11.22)	0:45.32 [9] (0:11.16)	0:34.16 [9] (0:11.17)	0:22.99 [3] (0:11.14)	0:11.85 [3] (0:11.85)
Average Speed [km/h]	50.8	65.2	65.1	64.8	65.0	60.3
Top Speed [km/h]	63.3	67.3	67.6	66.2	66.2	63.6
Avg. Dist. to Rail [m]	6.5	3.4	2.0	1.0	5.4	6.4
Avg. Stride Freq. [Hz]	2.4	2.4	2.4	2.4	2.4	2.3
Avg. Stride Length [m]	6.5	7.7	7.8	7.6	7.6	7.4



- [] Ranking at each section and finish
- :-:- No data available at this section
- NA No data available

Horse/Jockey Name	Ready To Ignite/Bailey Wheeler
Finish Rank	4
Fastest Section Time (Section)	0:10.96 (1000-800)
Top Speed [km/h] (Section)	68.5 (1200 - 1000)
Race State	Finished



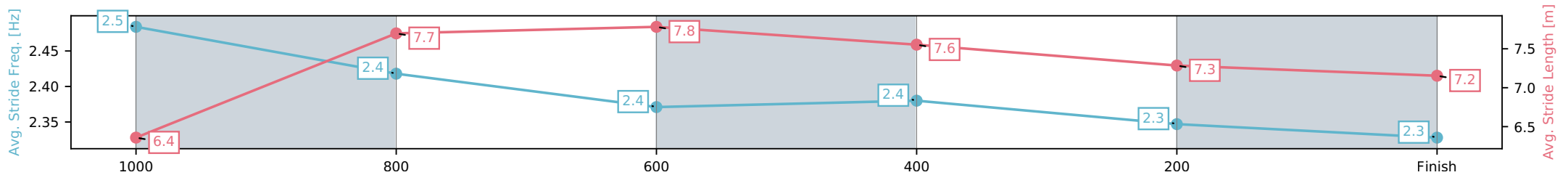
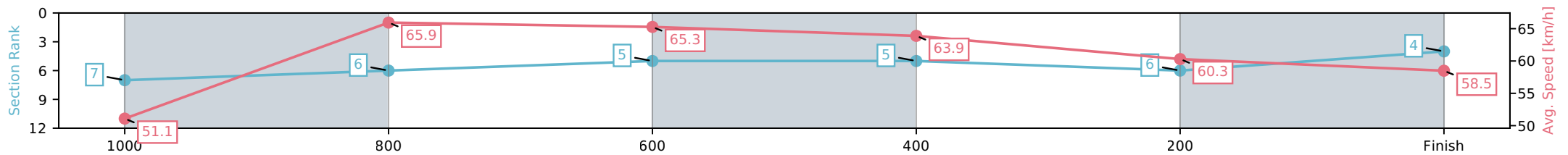
Aquis Park Gold Coast QLD
 Race 8: PROFILING, IT'S WHAT WE DO! Class 2 Handicap - 1200m



18 April 2026 - 4:44PM

Track Rating: Soft 5, Weather: Fine, Rail Position: +9m 900m-W/Post, +5m Remainder

Section	L1200	L1000	L800	L600	L400	L200
Section Times	1:11.36 (0:14.24)	0:57.12 [6] (0:10.96)	0:46.16 [5] (0:10.98)	0:35.18 [5] (0:11.09)	0:24.09 [6] (0:11.93)	0:12.16 [4] (0:12.16)
Average Speed [km/h]	51.1	65.9	65.3	63.9	60.3	58.5
Top Speed [km/h]	68.5	67.0	67.0	64.8	62.5	59.9
Avg. Dist. to Rail [m]	2.1	0.8	1.2	2.8	1.1	1.3
Avg. Stride Freq. [Hz]	2.5	2.4	2.4	2.4	2.3	2.3
Avg. Stride Length [m]	6.4	7.7	7.8	7.6	7.3	7.2



- [] Ranking at each section and finish
- :-:- No data available at this section
- NA No data available

Horse/Jockey Name	Maurraqa/Jett Newman
Finish Rank	5
Fastest Section Time (Section)	0:11.00 (1000-800)
Top Speed [km/h] (Section)	67.3 (1200 - 1000)
Race State	Finished



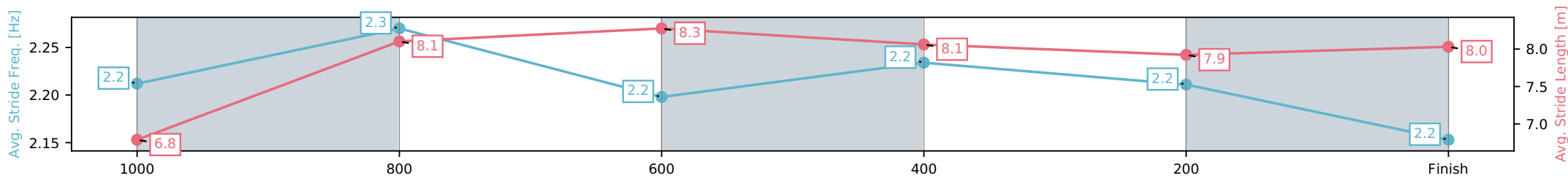
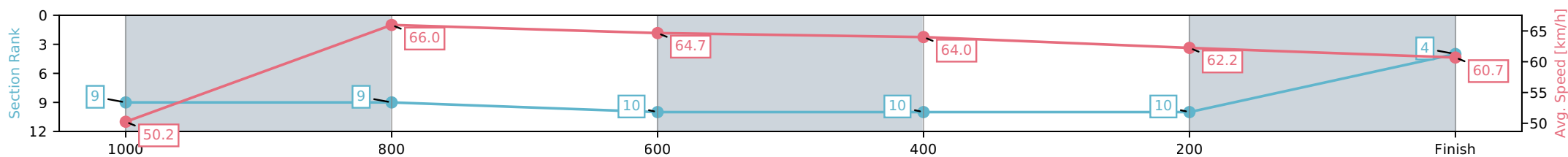
Aquis Park Gold Coast QLD
 Race 8: PROFILING, IT'S WHAT WE DO! Class 2 Handicap - 1200m



18 April 2026 - 4:44PM

Track Rating: Soft 5, Weather: Fine, Rail Position: +9m 900m-W/Post, +5m Remainder

Section	L1200	L1000	L800	L600	L400	L200
Section Times	1:11.36 (0:14.52)	0:56.84 [9] (0:11.00)	0:45.85 [10] (0:11.20)	0:34.65 [10] (0:11.27)	0:23.38 [10] (0:11.60)	0:11.78 [4] (0:11.78)
Average Speed [km/h]	50.2	66.0	64.7	64.0	62.2	60.7
Top Speed [km/h]	67.3	66.7	65.4	65.1	62.7	62.3
Avg. Dist. to Rail [m]	8.1	1.9	1.0	0.8	5.4	7.7
Avg. Stride Freq. [Hz]	2.2	2.3	2.2	2.2	2.2	2.2
Avg. Stride Length [m]	6.8	8.1	8.3	8.1	7.9	8.0



[] Ranking at each section and finish
 -.-.- No data available at this section
 NA No data available

Horse/Jockey Name	Lucky Lass/Georgina Cartwright
Finish Rank	6
Fastest Section Time (Section)	0:10.94 (1000-800)
Top Speed [km/h] (Section)	66.9 (1000-800)
Race State	Finished



Aquis Park Gold Coast QLD

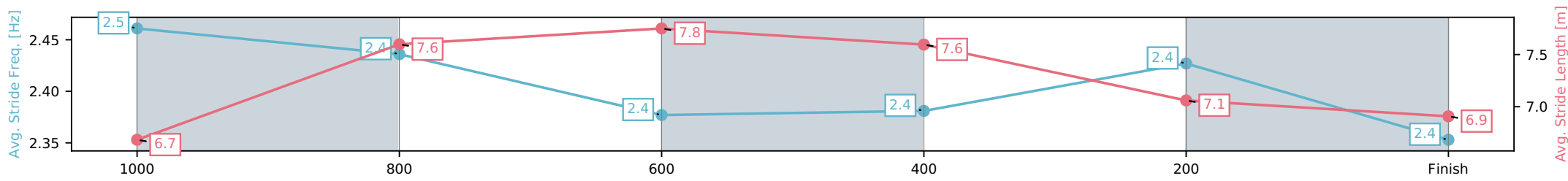
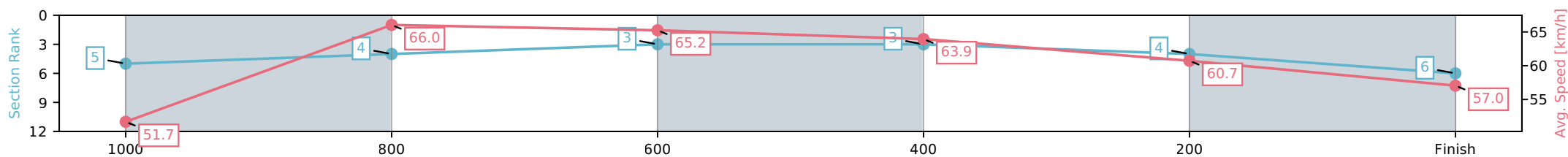
Race 8: PROFILING, IT'S WHAT WE DO! Class 2 Handicap - 1200m

18 April 2026 - 4:44PM

Track Rating: Soft 5, Weather: Fine, Rail Position: +9m 900m-W/Post, +5m Remainder



Section	L1200	L1000	L800	L600	L400	L200
Section Times	1:11.45 (0:14.05)	0:57.40 [4] (0:10.94)	0:46.46 [3] (0:11.01)	0:35.46 [3] (0:11.16)	0:24.29 [4] (0:11.88)	0:12.42 [6] (0:12.42)
Average Speed [km/h]	51.7	66.0	65.2	63.9	60.7	57.0
Top Speed [km/h]	65.9	66.9	66.8	65.6	62.4	60.9
Avg. Dist. to Rail [m]	1.5	0.8	0.6	1.6	2.5	4.7
Avg. Stride Freq. [Hz]	2.5	2.4	2.4	2.4	2.4	2.4
Avg. Stride Length [m]	6.7	7.6	7.8	7.6	7.1	6.9



- [] Ranking at each section and finish
- :-:- No data available at this section
- NA No data available

Horse/Jockey Name	Risk For Reward/Fred Larson
Finish Rank	7
Fastest Section Time (Section)	0:10.89 (1000-800)
Top Speed [km/h] (Section)	66.6 (1000-800)
Race State	Finished



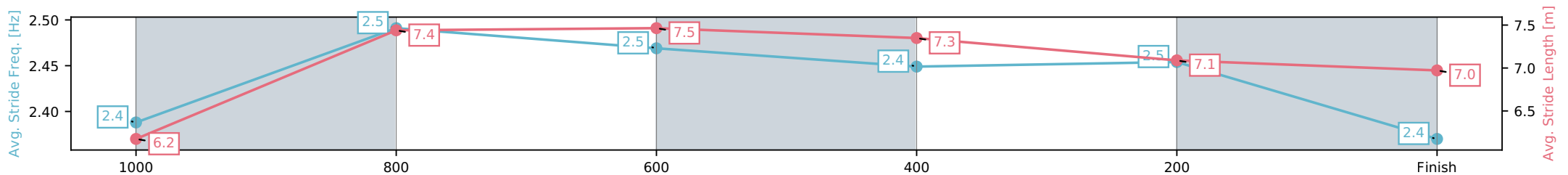
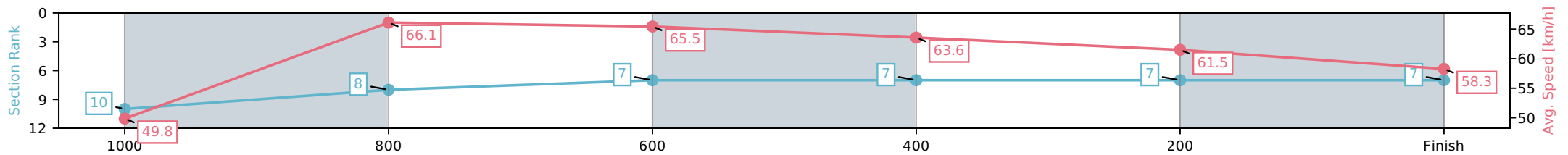
Aquis Park Gold Coast QLD
 Race 8: PROFILING, IT'S WHAT WE DO! Class 2 Handicap - 1200m



18 April 2026 - 4:44PM

Track Rating: Soft 5, Weather: Fine, Rail Position: +9m 900m-W/Post, +5m Remainder

Section	L1200	L1000	L800	L600	L400	L200
Section Times	1:11.55 (0:14.62)	0:56.93 [8] (0:10.89)	0:46.04 [7] (0:10.94)	0:35.10 [7] (0:11.19)	0:23.91 [7] (0:11.74)	0:12.17 [7] (0:12.17)
Average Speed [km/h]	49.8	66.1	65.5	63.6	61.5	58.3
Top Speed [km/h]	66.0	66.6	66.1	64.9	63.1	60.3
Avg. Dist. to Rail [m]	5.3	0.8	1.2	2.4	3.9	7.7
Avg. Stride Freq. [Hz]	2.4	2.5	2.5	2.4	2.5	2.4
Avg. Stride Length [m]	6.2	7.4	7.5	7.3	7.1	7.0



[] Ranking at each section and finish
 -:-:- No data available at this section
 NA No data available

Horse/Jockey Name	Doyle/Benjamin Osmond
Finish Rank	8
Fastest Section Time (Section)	0:11.13 (1000-800)
Top Speed [km/h] (Section)	66.1 (1000-800)
Race State	Finished



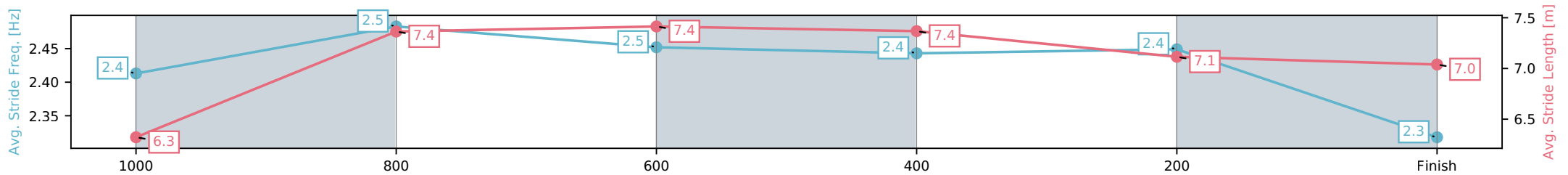
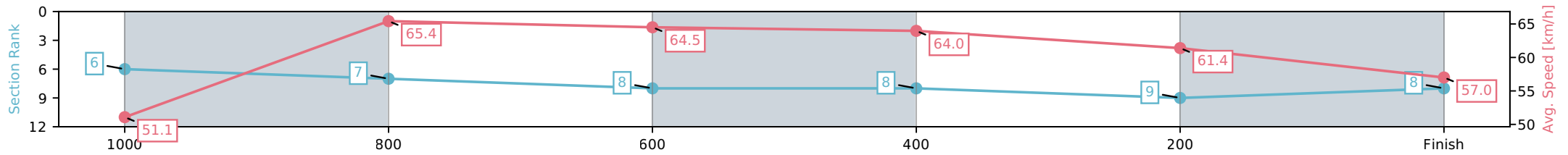
Aquis Park Gold Coast QLD
 Race 8: PROFILING, IT'S WHAT WE DO! Class 2 Handicap - 1200m

18 April 2026 - 4:44PM

Track Rating: Soft 5, Weather: Fine, Rail Position: +9m 900m-W/Post, +5m Remainder



Section	L1200	L1000	L800	L600	L400	L200
Section Times	1:12.02 (0:14.21)	0:57.81 [7] (0:11.13)	0:46.68 [8] (0:11.22)	0:35.46 [8] (0:11.17)	0:24.29 [9] (0:11.74)	0:12.55 [8] (0:12.55)
Average Speed [km/h]	51.1	65.4	64.5	64.0	61.4	57.0
Top Speed [km/h]	63.4	66.1	66.0	64.6	63.1	60.0
Avg. Dist. to Rail [m]	4.1	2.2	1.6	1.4	2.4	6.1
Avg. Stride Freq. [Hz]	2.4	2.5	2.5	2.4	2.4	2.3
Avg. Stride Length [m]	6.3	7.4	7.4	7.4	7.1	7.0



- [] Ranking at each section and finish
- :-:- No data available at this section
- NA No data available

Horse/Jockey Name	In Great Spirit/McKenzie Apel
Finish Rank	9
Fastest Section Time (Section)	0:11.00 (1000-800)
Top Speed [km/h] (Section)	67.3 (1000-800)
Race State	Finished



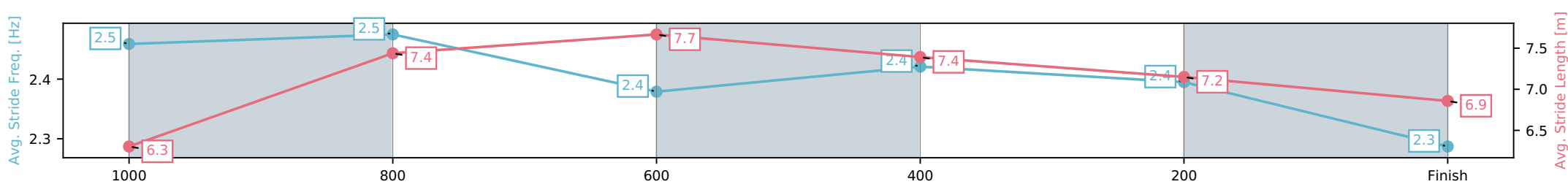
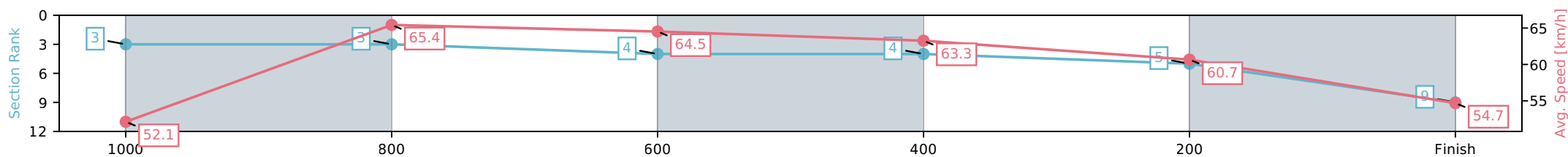
Aquis Park Gold Coast QLD
 Race 8: PROFILING, IT'S WHAT WE DO! Class 2 Handicap - 1200m



18 April 2026 - 4:44PM

Track Rating: Soft 5, Weather: Fine, Rail Position: +9m 900m-W/Post, +5m Remainder

Section	L1200	L1000	L800	L600	L400	L200
Section Times	1:12.13 (0:13.96)	0:58.17 [3] (0:11.00)	0:47.17 [4] (0:11.06)	0:36.11 [4] (0:11.17)	0:24.93 [5] (0:11.87)	0:13.07 [9] (0:13.07)
Average Speed [km/h]	52.1	65.4	64.5	63.3	60.7	54.7
Top Speed [km/h]	66.4	67.3	65.9	64.8	61.9	57.9
Avg. Dist. to Rail [m]	1.4	0.8	2.3	3.4	0.6	0.4
Avg. Stride Freq. [Hz]	2.5	2.5	2.4	2.4	2.4	2.3
Avg. Stride Length [m]	6.3	7.4	7.7	7.4	7.2	6.9



[] Ranking at each section and finish
 -.-.- No data available at this section
 NA No data available

Horse/Jockey Name	Botanica/Kenji Yoshida
Finish Rank	10
Fastest Section Time (Section)	0:10.93 (1000-800)
Top Speed [km/h] (Section)	67.1 (1000-800)
Race State	Finished



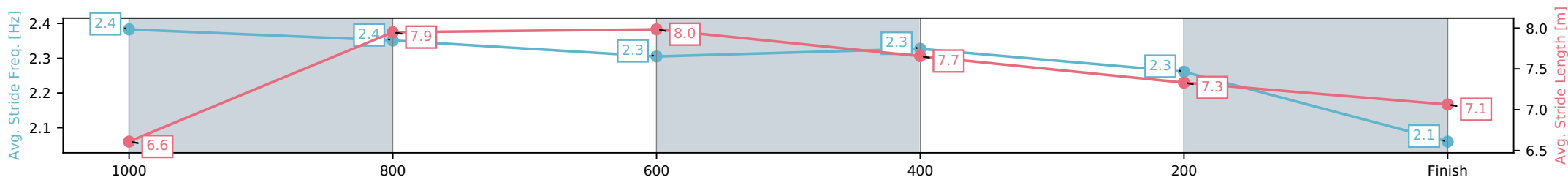
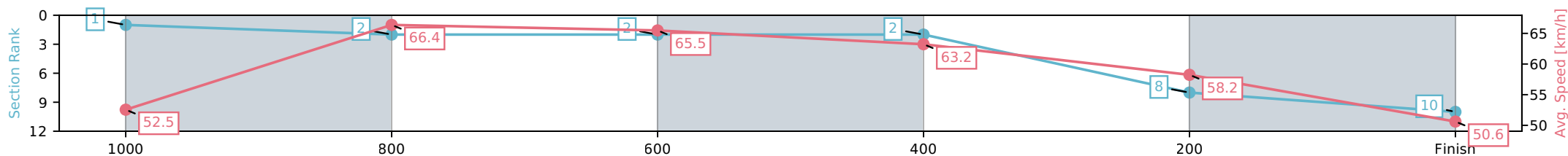
Aquis Park Gold Coast QLD
 Race 8: PROFILING, IT'S WHAT WE DO! Class 2 Handicap - 1200m



18 April 2026 - 4:44PM

Track Rating: Soft 5, Weather: Fine, Rail Position: +9m 900m-W/Post, +5m Remainder

Section	L1200	L1000	L800	L600	L400	L200
Section Times	1:13.56 (0:13.78)	0:59.78 [2] (0:10.93)	0:48.85 [2] (0:11.02)	0:37.84 [2] (0:11.33)	0:26.51 [8] (0:12.38)	0:14.13 [10] (0:14.13)
Average Speed [km/h]	52.5	66.4	65.5	63.2	58.2	50.6
Top Speed [km/h]	66.8	67.1	66.4	65.0	60.3	54.9
Avg. Dist. to Rail [m]	6.4	2.0	0.7	1.0	1.2	2.1
Avg. Stride Freq. [Hz]	2.4	2.4	2.3	2.3	2.3	2.1
Avg. Stride Length [m]	6.6	7.9	8.0	7.7	7.3	7.1



[] Ranking at each section and finish
 -:-:- No data available at this section
 NA No data available