

Horse/Jockey Name	Silken Salute/Andrew Mallyon
Finish Rank	1
Fastest Section Time (Section)	0:11.04 (1200-1000)
Top Speed [km/h] (Section)	66.3 (1200-1000)
Race State	Finished



Eagle Farm QLD --Professional-2026-04-18

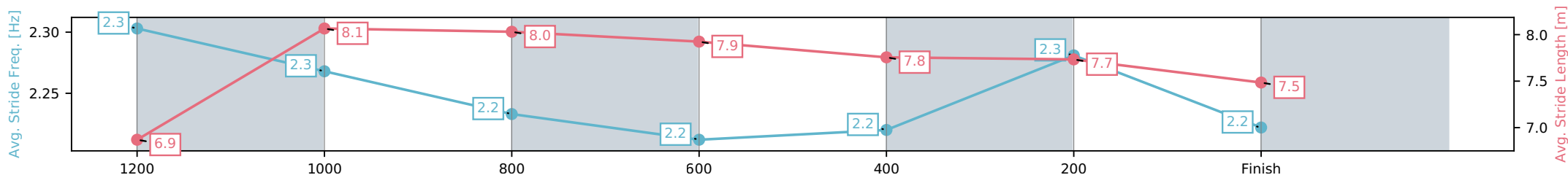
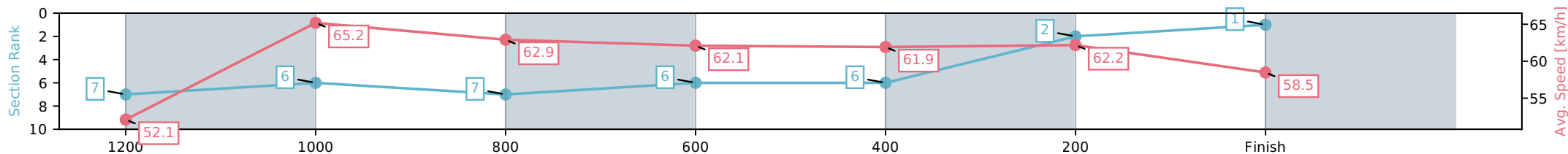
Race 1: XXXX QTIS Two-Year-Old Handicap - 1400m

18 April 2026 - 11:39AM

Track Rating: Soft 5, Weather: Fine, Rail Position: +1m Entire Circuit



Section	L1400	L1200	L1000	L800	L600	L400	L200
Section Times	1:24.12 (0:14.02)	1:10.10 [6] (0:11.04)	0:59.06 [7] (0:11.66)	0:47.40 [6] (0:11.71)	0:35.69 [6] (0:11.75)	0:23.94 [2] (0:11.56)	0:12.38 [1] (0:12.38)
Average Speed [km/h]	52.1	65.2	62.9	62.1	61.9	62.2	58.5
Top Speed [km/h]	65.1	66.3	64.3	63.9	63.1	63.1	60.8
Avg. Dist. to Rail [m]	5.8	3.1	3.3	2.4	1.9	5.3	8.0
Avg. Stride Freq. [Hz]	2.3	2.3	2.2	2.2	2.2	2.3	2.2
Avg. Stride Length [m]	6.9	8.1	8.0	7.9	7.8	7.7	7.5



[] Ranking at each section and finish
 -:-:- No data available at this section
 NA No data available

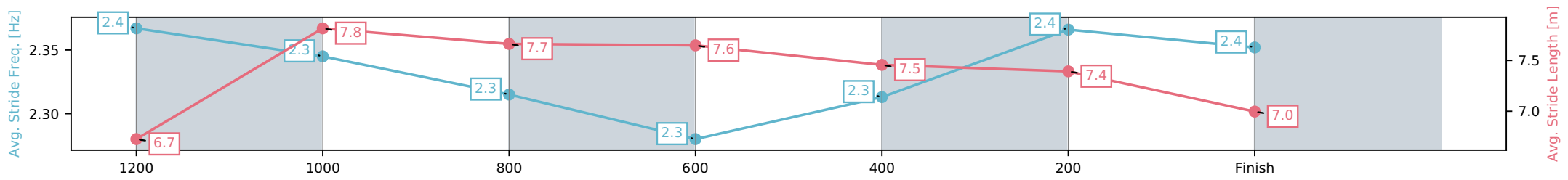
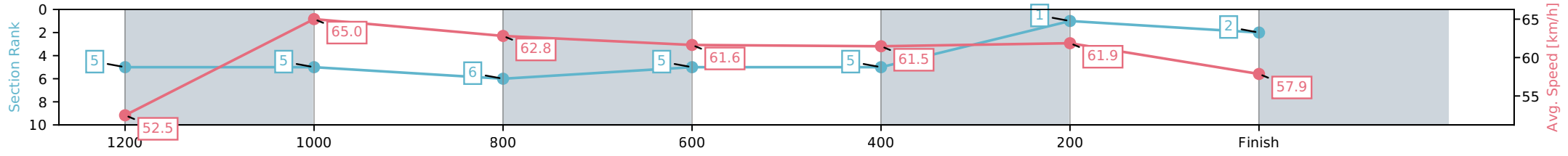
Horse/Jockey Name	The Thorncaster/Ryan Maloney
Finish Rank	2
Fastest Section Time (Section)	0:11.06 (1200-1000)
Top Speed [km/h] (Section)	66.2 (1200-1000)
Race State	Finished



Eagle Farm QLD --Professional-2026-04-18
 Race 1: XXXX QTIS Two-Year-Old Handicap - 1400m
 18 April 2026 - 11:39AM
 Track Rating: Soft 5, Weather: Fine, Rail Position: +1m Entire Circuit



Section	L1400	L1200	L1000	L800	L600	L400	L200
Section Times	1:24.14 (0:13.94)	1:10.20 [5] (0:11.06)	0:59.13 [6] (0:11.64)	0:47.50 [5] (0:11.74)	0:35.76 [5] (0:11.71)	0:24.05 [1] (0:11.63)	0:12.42 [2] (0:12.42)
Average Speed [km/h]	52.5	65.0	62.8	61.6	61.5	61.9	57.9
Top Speed [km/h]	65.7	66.2	64.5	62.9	62.6	62.9	60.6
Avg. Dist. to Rail [m]	4.2	2.5	2.9	1.4	1.0	3.2	5.4
Avg. Stride Freq. [Hz]	2.4	2.3	2.3	2.3	2.3	2.4	2.4
Avg. Stride Length [m]	6.7	7.8	7.7	7.6	7.5	7.4	7.0



[] Ranking at each section and finish
 -:-:- No data available at this section
 NA No data available

Horse/Jockey Name	Momoka/Ben Thompson
Finish Rank	3
Fastest Section Time (Section)	0:11.13 (1200-1000)
Top Speed [km/h] (Section)	66.2 (1200-1000)
Race State	Finished



Eagle Farm QLD --Professional-2026-04-18

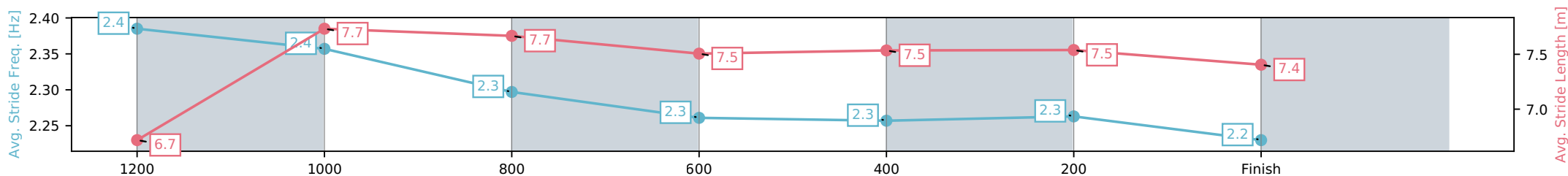
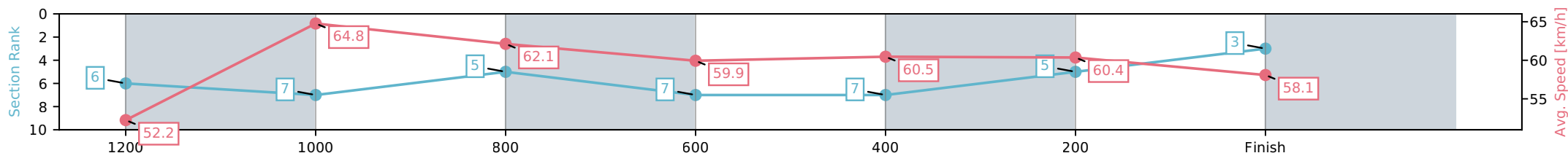
Race 1: XXXX QTIS Two-Year-Old Handicap - 1400m

18 April 2026 - 11:39AM

Track Rating: Soft 5, Weather: Fine, Rail Position: +1m Entire Circuit



Section	L1400	L1200	L1000	L800	L600	L400	L200
Section Times	1:24.41 (0:13.95)	1:10.46 [7] (0:11.13)	0:59.33 [5] (0:11.56)	0:47.77 [7] (0:11.88)	0:35.90 [7] (0:11.68)	0:24.21 [5] (0:11.92)	0:12.30 [3] (0:12.30)
Average Speed [km/h]	52.2	64.8	62.1	59.9	60.5	60.4	58.1
Top Speed [km/h]	65.3	66.2	63.9	61.4	61.8	60.9	60.5
Avg. Dist. to Rail [m]	1.7	1.1	0.5	2.4	3.8	2.3	8.6
Avg. Stride Freq. [Hz]	2.4	2.4	2.3	2.3	2.3	2.3	2.2
Avg. Stride Length [m]	6.7	7.7	7.7	7.5	7.5	7.5	7.4



[] Ranking at each section and finish
 -:-:- No data available at this section
 NA No data available

Horse/Jockey Name	Zou Zou Kapadokia/Taylor Marshall
Finish Rank	4
Fastest Section Time (Section)	0:10.99 (1200-1000)
Top Speed [km/h] (Section)	67.5 (1200-1000)
Race State	Finished



Eagle Farm QLD --Professional-2026-04-18

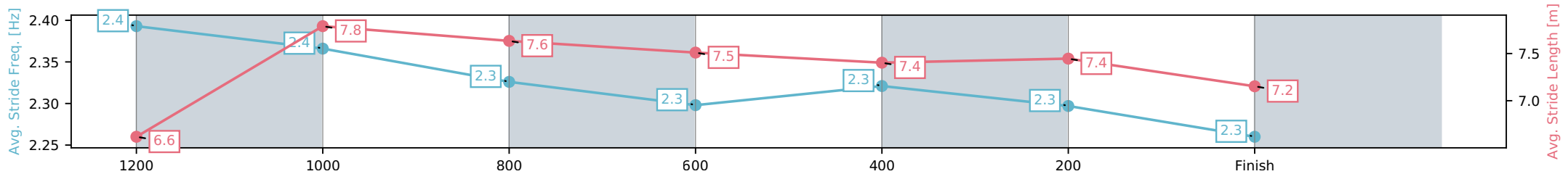
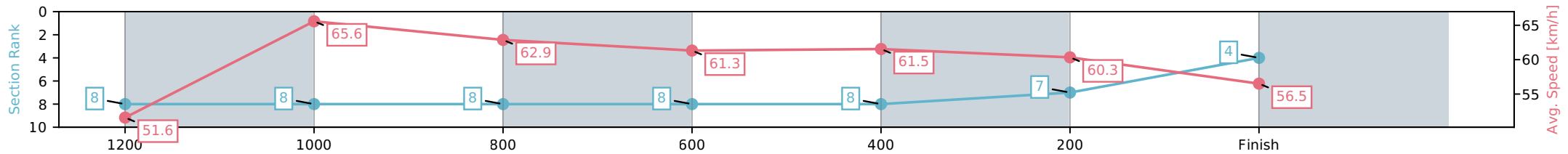
Race 1: XXXX QTIS Two-Year-Old Handicap - 1400m

18 April 2026 - 11:39AM

Track Rating: Soft 5, Weather: Fine, Rail Position: +1m Entire Circuit



Section	L1400	L1200	L1000	L800	L600	L400	L200
Section Times	1:25.01 (0:14.23)	1:10.78 [8] (0:10.99)	0:59.79 [8] (0:11.74)	0:48.05 [8] (0:11.87)	0:36.18 [8] (0:11.60)	0:24.58 [7] (0:11.96)	0:12.62 [4] (0:12.62)
Average Speed [km/h]	51.6	65.6	62.9	61.3	61.5	60.3	56.5
Top Speed [km/h]	66.4	67.5	65.0	63.3	63.4	62.0	59.0
Avg. Dist. to Rail [m]	5.7	4.3	4.7	2.4	1.2	1.1	1.3
Avg. Stride Freq. [Hz]	2.4	2.4	2.3	2.3	2.3	2.3	2.3
Avg. Stride Length [m]	6.6	7.8	7.6	7.5	7.4	7.4	7.2



- [] Ranking at each section and finish
- :-:- No data available at this section
- NA No data available

Horse/Jockey Name	Brumal/Cejay Graham
Finish Rank	5
Fastest Section Time (Section)	0:10.84 (1200-1000)
Top Speed [km/h] (Section)	68.5 (1200-1000)
Race State	Finished



Eagle Farm QLD --Professional-2026-04-18

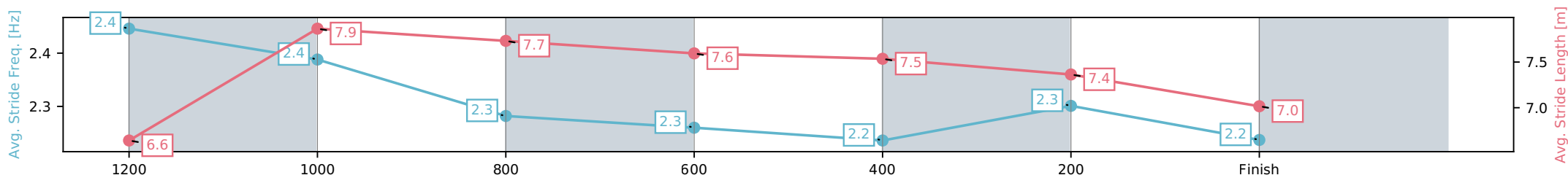
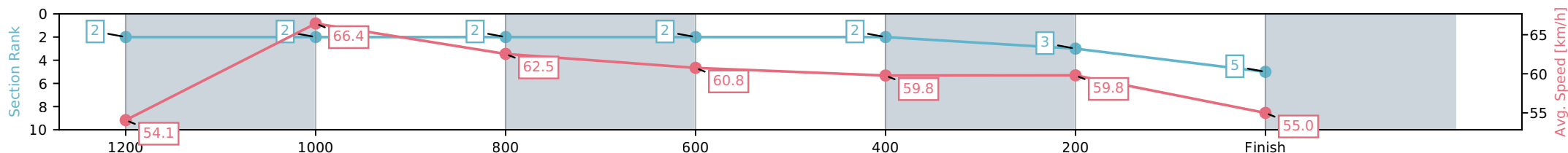
Race 1: XXXX QTIS Two-Year-Old Handicap - 1400m

18 April 2026 - 11:39AM

Track Rating: Soft 5, Weather: Fine, Rail Position: +1m Entire Circuit



Section	L1400	L1200	L1000	L800	L600	L400	L200
Section Times	1:25.09 (0:13.55)	1:11.54 [2] (0:10.84)	1:00.70 [2] (0:11.63)	0:49.07 [2] (0:11.87)	0:37.20 [2] (0:12.02)	0:25.18 [3] (0:12.03)	0:13.15 [5] (0:13.15)
Average Speed [km/h]	54.1	66.4	62.5	60.8	59.8	59.8	55.0
Top Speed [km/h]	67.6	68.5	63.0	62.3	60.4	60.7	58.2
Avg. Dist. to Rail [m]	4.3	3.7	1.8	0.4	0.6	1.9	5.3
Avg. Stride Freq. [Hz]	2.4	2.4	2.3	2.3	2.2	2.3	2.2
Avg. Stride Length [m]	6.6	7.9	7.7	7.6	7.5	7.4	7.0



- [] Ranking at each section and finish
- :-:- No data available at this section
- NA No data available

Horse/Jockey Name	Pirouette Girl/Scott Sheargold
Finish Rank	6
Fastest Section Time (Section)	0:11.04 (1200-1000)
Top Speed [km/h] (Section)	66.2 (1200-1000)
Race State	Finished



Eagle Farm QLD --Professional-2026-04-18

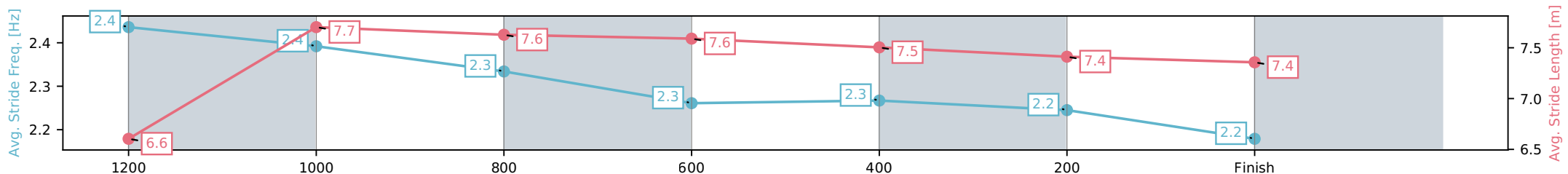
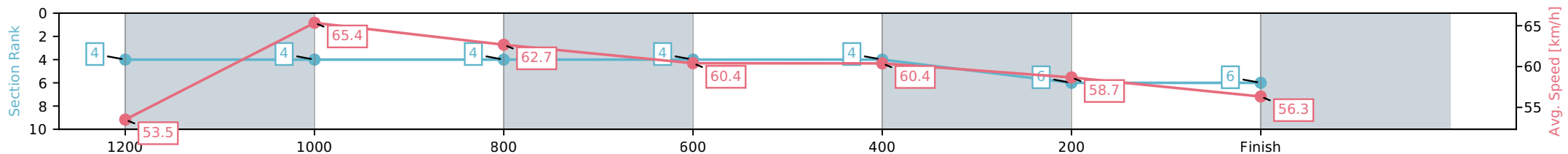
Race 1: XXXX QTIS Two-Year-Old Handicap - 1400m

18 April 2026 - 11:39AM

Track Rating: Soft 5, Weather: Fine, Rail Position: +1m Entire Circuit



Section	L1400	L1200	L1000	L800	L600	L400	L200
Section Times	1:25.11 (0:13.63)	1:11.48 [4] (0:11.04)	1:00.45 [4] (0:11.60)	0:48.85 [4] (0:11.98)	0:36.87 [4] (0:11.83)	0:25.04 [6] (0:12.26)	0:12.78 [6] (0:12.78)
Average Speed [km/h]	53.5	65.4	62.7	60.4	60.4	58.7	56.3
Top Speed [km/h]	65.3	66.2	64.7	61.2	61.1	60.4	58.0
Avg. Dist. to Rail [m]	0.9	2.1	1.7	1.2	1.6	1.0	3.7
Avg. Stride Freq. [Hz]	2.4	2.4	2.3	2.3	2.3	2.2	2.2
Avg. Stride Length [m]	6.6	7.7	7.6	7.6	7.5	7.4	7.4



- [] Ranking at each section and finish
- :-:- No data available at this section
- NA No data available

Horse/Jockey Name	Hold My Hand/Mark Du Plessis
Finish Rank	7
Fastest Section Time (Section)	0:11.03 (1200-1000)
Top Speed [km/h] (Section)	66.0 (1200-1000)
Race State	Finished



Eagle Farm QLD --Professional-2026-04-18

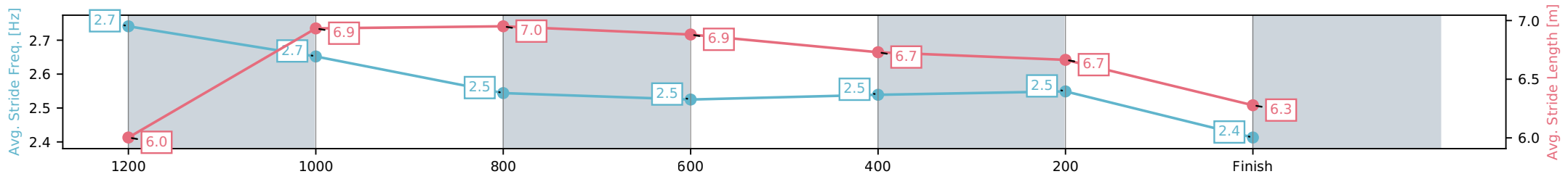
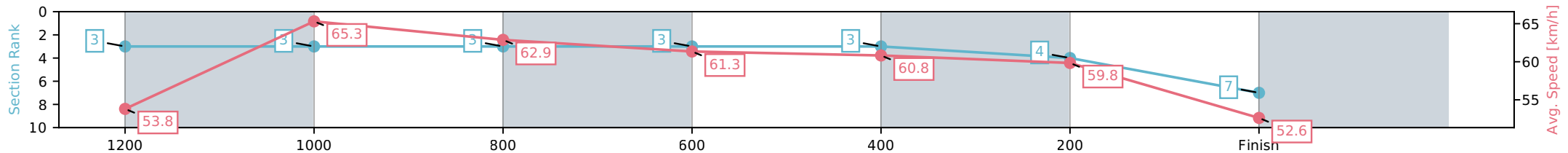
Race 1: XXXX QTIS Two-Year-Old Handicap - 1400m

18 April 2026 - 11:39AM

Track Rating: Soft 5, Weather: Fine, Rail Position: +1m Entire Circuit



Section	L1400	L1200	L1000	L800	L600	L400	L200
Section Times	1:25.72 (0:13.58)	1:12.14 [3] (0:11.03)	1:01.11 [3] (0:11.61)	0:49.50 [3] (0:11.88)	0:37.62 [3] (0:11.97)	0:25.66 [4] (0:12.02)	0:13.64 [7] (0:13.64)
Average Speed [km/h]	53.8	65.3	62.9	61.3	60.8	59.8	52.6
Top Speed [km/h]	65.5	66.0	63.7	63.1	61.5	61.3	57.5
Avg. Dist. to Rail [m]	1.8	2.7	2.6	2.6	2.1	4.1	5.8
Avg. Stride Freq. [Hz]	2.7	2.7	2.5	2.5	2.5	2.5	2.4
Avg. Stride Length [m]	6.0	6.9	7.0	6.9	6.7	6.7	6.3



- [] Ranking at each section and finish
- :-:- No data available at this section
- NA No data available

Horse/Jockey Name	Zeddich/Tiffani Brooker
Finish Rank	8
Fastest Section Time (Section)	0:10.71 (1200-1000)
Top Speed [km/h] (Section)	68.6 (1200-1000)
Race State	Finished



Eagle Farm QLD --Professional-2026-04-18

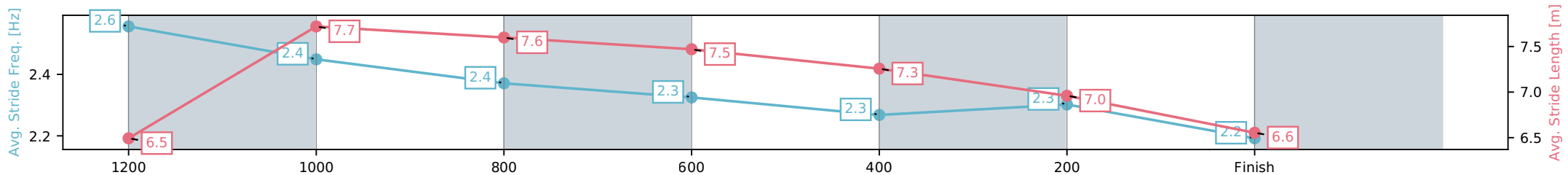
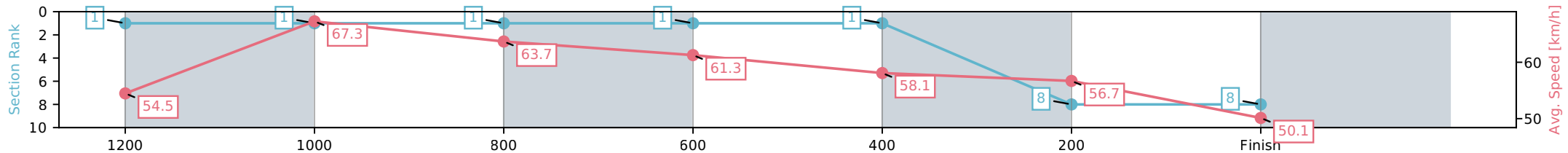
Race 1: XXXX QTIS Two-Year-Old Handicap - 1400m

18 April 2026 - 11:39AM

Track Rating: Soft 5, Weather: Fine, Rail Position: +1m Entire Circuit



Section	L1400	L1200	L1000	L800	L600	L400	L200
Section Times	1:26.83 (0:13.43)	1:13.40 [1] (0:10.71)	1:02.70 [1] (0:11.37)	0:51.32 [1] (0:11.81)	0:39.51 [1] (0:12.40)	0:27.11 [8] (0:12.70)	0:14.41 [8] (0:14.41)
Average Speed [km/h]	54.5	67.3	63.7	61.3	58.1	56.7	50.1
Top Speed [km/h]	67.3	68.6	65.9	63.4	59.2	57.9	54.0
Avg. Dist. to Rail [m]	2.9	2.0	1.2	1.2	0.5	0.6	0.8
Avg. Stride Freq. [Hz]	2.6	2.4	2.4	2.3	2.3	2.3	2.2
Avg. Stride Length [m]	6.5	7.7	7.6	7.5	7.3	7.0	6.6



- [] Ranking at each section and finish
- :-:- No data available at this section
- NA No data available



Eagle Farm QLD

Race 2: HEART OF THE COMMUNITY FOUNDATION BENCHMARK 70 Handicap - 1000m

18 April 2026 - 12:13PM



BRISBANE
RACING CLUB

Track Rating: Soft 5, Weather: Fine, Rail Position: +1m Entire Circuit

Field Times (Race Tempo) 0:56.68 0:43.75 0:33.33 0:22.52 0:11.75
 (0:12.93) (0:10.42) (0:10.81) (0:10.78) (0:11.75)

Rank	TAB#	Horse	Overall Time	First 400m	Top Speed km/h (Section)	L1000	L800	L600	L400	L200			
	(BAR#)	Jockey	Margin (DT-W)	Last 600m	Fastest Section (Time)	Start - 800	800 - 600	600 - 400	400 - 200	200 - Finish			
1	11	All Adore	0:56.68	0:23.58	70.3 (800-600)	0:56.68	0:43.65 [3]	0:33.10 [4]	0:22.24 [5]	0:11.63 [2]			
	(2)	Coriah Keatings		0:33.10	800-600 (0:10.55)	(0:13.03)	(0:10.55)	(0:10.86)	(0:10.61)	(0:11.63)			
2	9	Manukau	0:57.01	0:23.94	70.4 (800-600)	0:57.01	0:43.65 [6]	0:33.07 [6]	0:22.26 [7]	0:11.68 [4]			
	(3)	Jace McMurray	1.9L (+8)	0:33.07	400-200 (0:10.58)	(0:13.36)	(0:10.58)	(0:10.81)	(0:10.58)	(0:11.68)			
3	2	Surprise Honey	0:57.15	0:23.58	70.8 (800-600)	0:57.15	0:43.94 [5]	0:33.57 [3]	0:22.99 [1]	0:12.22 [1]			
	(6)	Chelsea Baker	2.8L (+2)	0:33.58	800-600 (0:10.37)	(0:13.21)	(0:10.37)	(0:10.58)	(0:10.78)	(0:12.22)			
4	6	Balance The Books	0:57.55	0:24.08	70.3 (600-400)	0:57.55	0:43.90 [8]	0:33.47 [8]	0:22.90 [6]	0:12.11 [6]			
	(7)	Angela Jones	5.1L (+3)	0:33.48	800-600 (0:10.43)	(0:13.65)	(0:10.43)	(0:10.58)	(0:10.79)	(0:12.11)			
5	8	Bonfire Spark	0:57.86	0:23.35	71.6 (800-600)	0:57.86	0:44.93 [1]	0:34.51 [1]	0:23.58 [3]	0:12.66 [3]			
	(8)	Mark Du Plessis	7.0L (+5)	0:34.52	800-600 (0:10.42)	(0:12.93)	(0:10.42)	(0:10.93)	(0:10.93)	(0:12.66)			
6	5	Viale	0:57.89	0:23.65	70.8 (800-600)	0:57.89	0:44.71 [4]	0:34.24 [5]	0:23.45 [4]	0:12.47 [5]			
	(4)	Ben Thompson	7.1L (+2)	0:34.25	800-600 (0:10.47)	(0:13.18)	(0:10.47)	(0:10.79)	(0:10.99)	(0:12.47)			
7	7	Dream Lantern	0:58.17	0:23.97	69.7 (800-600)	0:58.17	0:44.78 [7]	0:34.20 [7]	0:23.31 [8]	0:12.36 [8]			
	(5)	Kyle Wilson-Taylor	8.8L (+3)	0:34.19	800-600 (0:10.58)	(0:13.39)	(0:10.58)	(0:10.89)	(0:10.94)	(0:12.36)			
8	4	Tarps	0:58.20	0:23.40	71.0 (800-600)	0:58.20	0:45.22 [2]	0:34.81 [2]	0:23.97 [2]	0:12.74 [7]			
	(1)	Corey Sutherland	9.0L (+2)	0:34.81	800-600 (0:10.42)	(0:12.98)	(0:10.42)	(0:10.84)	(0:11.23)	(0:12.74)			

Scratched: Arisphere (#1), Chalice Well (#3), Count Nicholas (#10)

Report Created: Sat 18 April 2026

(Note: Races are conducted over an approximate distance as close as possible to the advertised distance, and recorded data may vary accordingly. Official times refer to race times only and do not include handicap times.)

[] Position in running at each section and finish TAB# Saddle cloth number

-:--:-- No data available at this section

NA No data available

DNT Did not track

BAR# Barrier/Gate Position

DNF Did not finish

DT-W Distance travelled compared to winner in metres

Fastest split

Fastest section

Horse/Jockey Name	All Adore/Coriah Keatings
Finish Rank	1
Fastest Section Time (Section)	0:10.55 (800-600)
Top Speed [km/h] (Section)	70.3 (800-600)
Race State	Finished



Eagle Farm QLD --Professional-2026-04-18

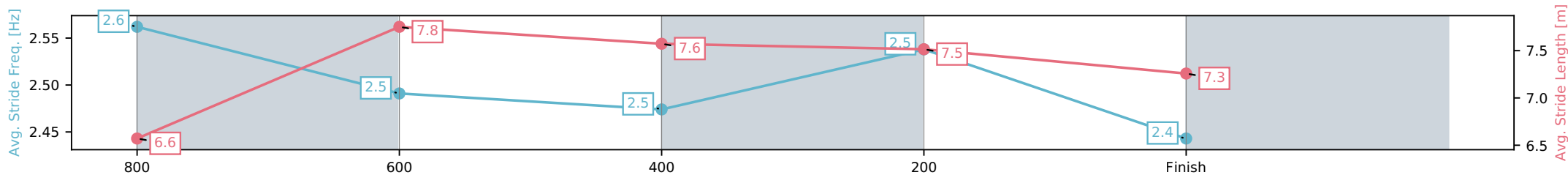
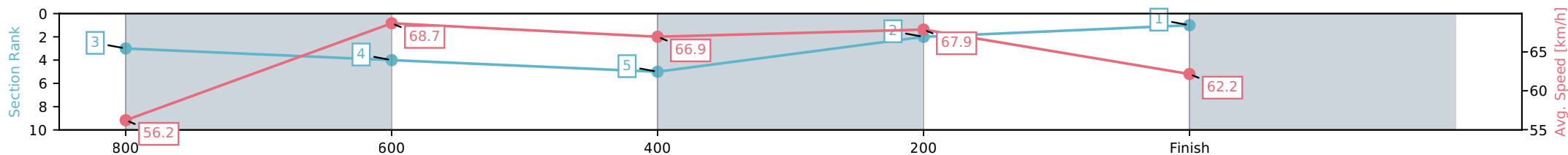
Race 2: HEART OF THE COMMUNITY FOUNDATION
BENCHMARK 70 Handicap - 1000m

18 April 2026 - 12:13PM



Track Rating: Soft 5, Weather: Fine, Rail Position: +1m Entire Circuit

Section	L1000	L800	L600	L400	L200
Section Times	0:56.68 (0:13.03)	0:43.65 [4] (0:10.55)	0:33.10 [5] (0:10.86)	0:22.24 [2] (0:10.61)	0:11.63 [1] (0:11.63)
Average Speed [km/h]	56.2	68.7	66.9	67.9	62.2
Top Speed [km/h]	69.9	70.3	68.5	69.2	66.1
Avg. Dist. to Rail [m]	2.2	1.7	1.9	2.4	6.3
Avg. Stride Freq. [Hz]	2.6	2.5	2.5	2.5	2.4
Avg. Stride Length [m]	6.6	7.8	7.6	7.5	7.3



- [] Ranking at each section and finish
- :-:- No data available at this section
- NA No data available

Horse/Jockey Name	Manukau/Jace McMurray
Finish Rank	2
Fastest Section Time (Section)	0:10.58 (400-200)
Top Speed [km/h] (Section)	70.4 (800-600)
Race State	Finished



Eagle Farm QLD --Professional-2026-04-18

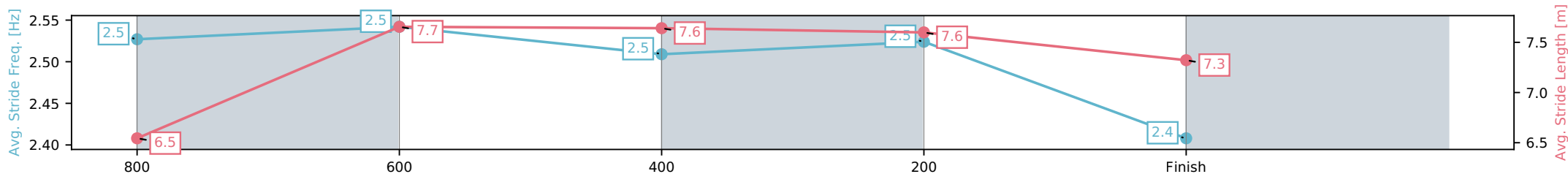
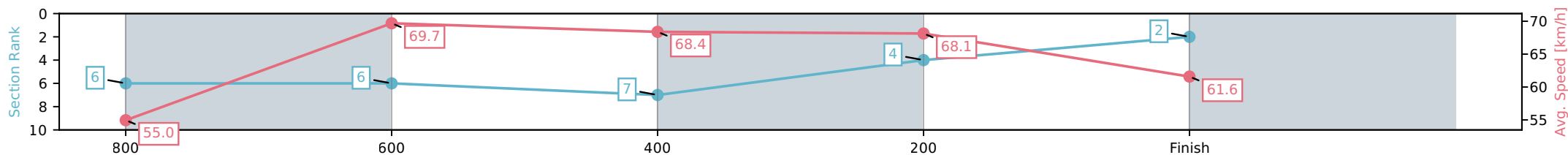
Race 2: HEART OF THE COMMUNITY FOUNDATION
BENCHMARK 70 Handicap - 1000m

18 April 2026 - 12:13PM



Track Rating: Soft 5, Weather: Fine, Rail Position: +1m Entire Circuit

Section	L1000	L800	L600	L400	L200
Section Times	0:57.01 (0:13.36)	0:43.65 [6] (0:10.58)	0:33.07 [7] (0:10.81)	0:22.26 [4] (0:10.58)	0:11.68 [2] (0:11.68)
Average Speed [km/h]	55.0	69.7	68.4	68.1	61.6
Top Speed [km/h]	68.6	70.4	69.6	69.6	65.6
Avg. Dist. to Rail [m]	3.8	5.0	5.4	7.1	9.2
Avg. Stride Freq. [Hz]	2.5	2.5	2.5	2.5	2.4
Avg. Stride Length [m]	6.5	7.7	7.6	7.6	7.3



[] Ranking at each section and finish
 -:-:- No data available at this section
 NA No data available

Horse/Jockey Name	Surprise Honey/Chelsea Baker
Finish Rank	3
Fastest Section Time (Section)	0:10.37 (800-600)
Top Speed [km/h] (Section)	70.8 (800-600)
Race State	Finished



Eagle Farm QLD --Professional-2026-04-18

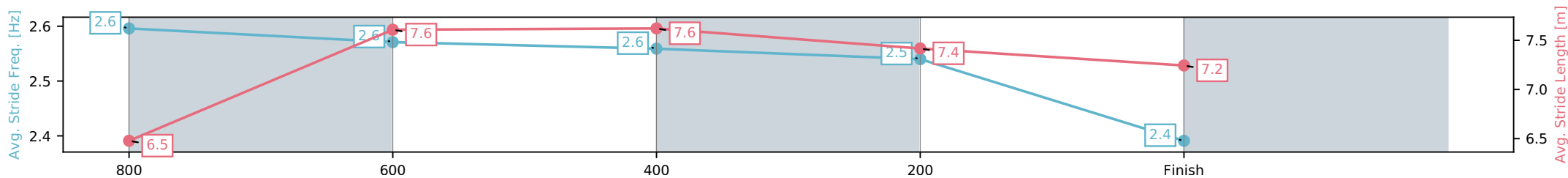
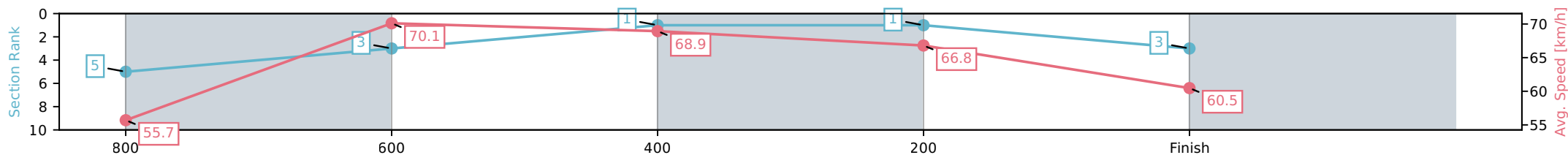
Race 2: HEART OF THE COMMUNITY FOUNDATION
BENCHMARK 70 Handicap - 1000m

18 April 2026 - 12:13PM



Track Rating: Soft 5, Weather: Fine, Rail Position: +1m Entire Circuit

Section	L1000	L800	L600	L400	L200
Section Times	0:57.15 (0:13.21)	0:43.94 [3] (0:10.37)	0:33.57 [1] (0:10.58)	0:22.99 [1] (0:10.78)	0:12.22 [3] (0:12.22)
Average Speed [km/h]	55.7	70.1	68.9	66.8	60.5
Top Speed [km/h]	69.0	70.8	69.8	68.6	64.4
Avg. Dist. to Rail [m]	5.7	1.9	2.5	4.9	6.3
Avg. Stride Freq. [Hz]	2.6	2.6	2.6	2.5	2.4
Avg. Stride Length [m]	6.5	7.6	7.6	7.4	7.2



- [] Ranking at each section and finish
- :-:- No data available at this section
- NA No data available

Horse/Jockey Name	Balance The Books/Angela Jones
Finish Rank	4
Fastest Section Time (Section)	0:10.43 (800-600)
Top Speed [km/h] (Section)	70.3 (600-400)
Race State	Finished



Eagle Farm QLD --Professional-2026-04-18

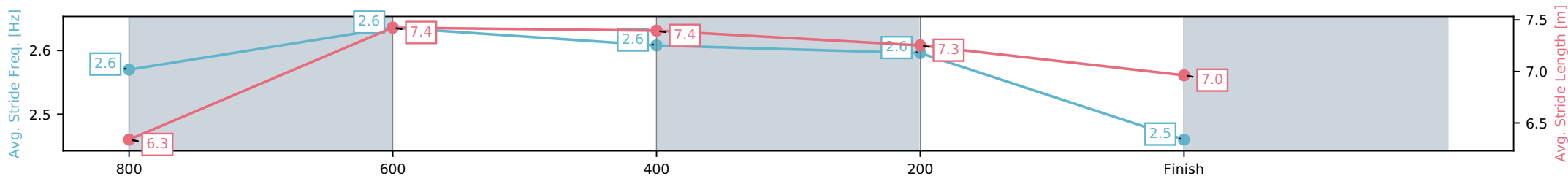
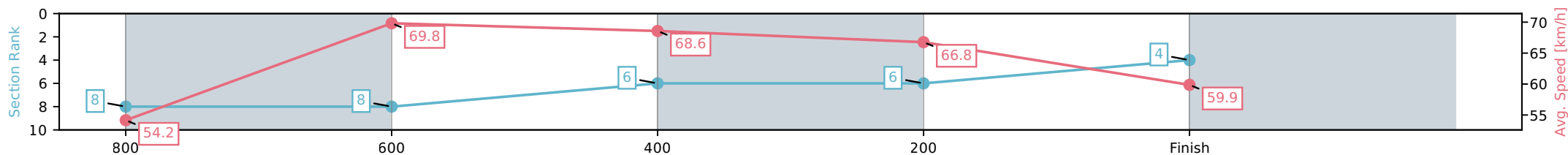
Race 2: HEART OF THE COMMUNITY FOUNDATION
BENCHMARK 70 Handicap - 1000m

18 April 2026 - 12:13PM



Track Rating: Soft 5, Weather: Fine, Rail Position: +1m Entire Circuit

Section	L1000	L800	L600	L400	L200
Section Times	0:57.55 (0:13.65)	0:43.90 [8] (0:10.43)	0:33.47 [6] (0:10.58)	0:22.90 [6] (0:10.79)	0:12.11 [4] (0:12.11)
Average Speed [km/h]	54.2	69.8	68.6	66.8	59.9
Top Speed [km/h]	68.9	70.2	70.3	68.2	64.7
Avg. Dist. to Rail [m]	6.4	2.8	1.4	6.3	8.5
Avg. Stride Freq. [Hz]	2.6	2.6	2.6	2.6	2.5
Avg. Stride Length [m]	6.3	7.4	7.4	7.3	7.0



- [] Ranking at each section and finish
- :-:- No data available at this section
- NA No data available

Horse/Jockey Name	Bonfire Spark/Mark Du Plessis
Finish Rank	5
Fastest Section Time (Section)	0:10.42 (800-600)
Top Speed [km/h] (Section)	71.6 (800-600)
Race State	Finished



Eagle Farm QLD --Professional-2026-04-18

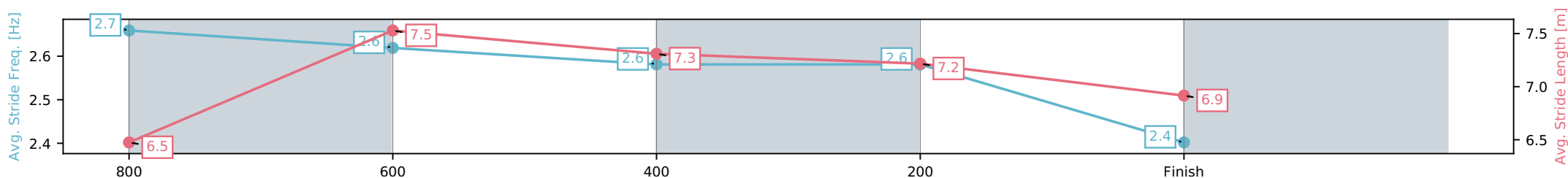
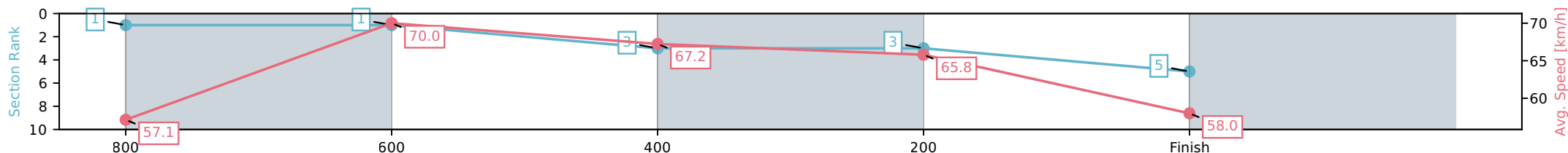
Race 2: HEART OF THE COMMUNITY FOUNDATION
BENCHMARK 70 Handicap - 1000m

18 April 2026 - 12:13PM



Track Rating: Soft 5, Weather: Fine, Rail Position: +1m Entire Circuit

Section	L1000	L800	L600	L400	L200
Section Times	0:57.86 (0:12.93)	0:44.93 [1] (0:10.42)	0:34.51 [3] (0:10.93)	0:23.58 [3] (0:10.93)	0:12.66 [5] (0:12.66)
Average Speed [km/h]	57.1	70.0	67.2	65.8	58.0
Top Speed [km/h]	71.2	71.6	67.9	68.0	62.1
Avg. Dist. to Rail [m]	8.1	3.0	3.9	5.0	6.0
Avg. Stride Freq. [Hz]	2.7	2.6	2.6	2.6	2.4
Avg. Stride Length [m]	6.5	7.5	7.3	7.2	6.9



- [] Ranking at each section and finish
- :-:- No data available at this section
- NA No data available

Horse/Jockey Name	Viale/Ben Thompson
Finish Rank	6
Fastest Section Time (Section)	0:10.47 (800-600)
Top Speed [km/h] (Section)	70.8 (800-600)
Race State	Finished



Eagle Farm QLD --Professional-2026-04-18

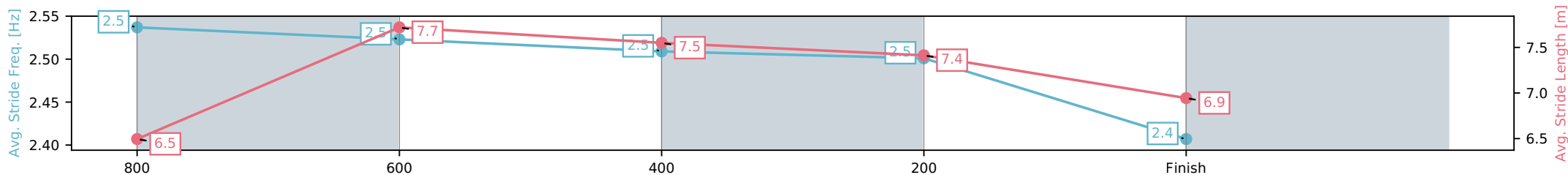
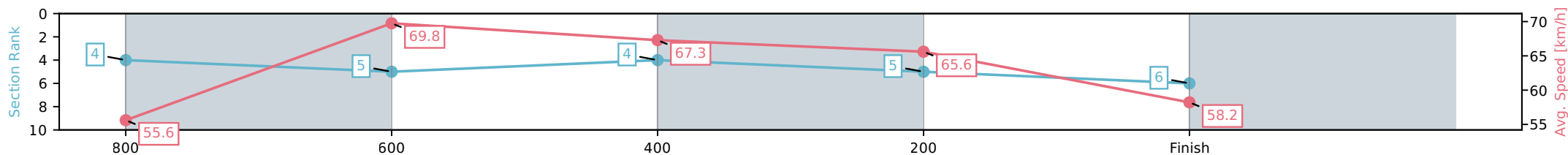
Race 2: HEART OF THE COMMUNITY FOUNDATION
BENCHMARK 70 Handicap - 1000m

18 April 2026 - 12:13PM



Track Rating: Soft 5, Weather: Fine, Rail Position: +1m Entire Circuit

Section	L1000	L800	L600	L400	L200
Section Times	0:57.89 (0:13.18)	0:44.71 [5] (0:10.47)	0:34.24 [4] (0:10.79)	0:23.45 [5] (0:10.99)	0:12.47 [6] (0:12.47)
Average Speed [km/h]	55.6	69.8	67.3	65.6	58.2
Top Speed [km/h]	68.4	70.8	68.4	67.0	62.9
Avg. Dist. to Rail [m]	4.2	3.1	1.7	5.3	7.9
Avg. Stride Freq. [Hz]	2.5	2.5	2.5	2.5	2.4
Avg. Stride Length [m]	6.5	7.7	7.5	7.4	6.9



- [] Ranking at each section and finish
- .-.- No data available at this section
- NA No data available

Horse/Jockey Name	Dream Lantern/Kyle Wilson-Taylor
Finish Rank	7
Fastest Section Time (Section)	0:10.58 (800-600)
Top Speed [km/h] (Section)	69.7 (800-600)
Race State	Finished



Eagle Farm QLD --Professional-2026-04-18

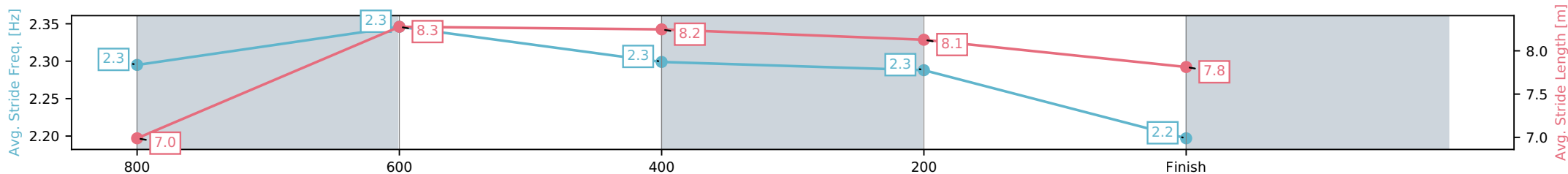
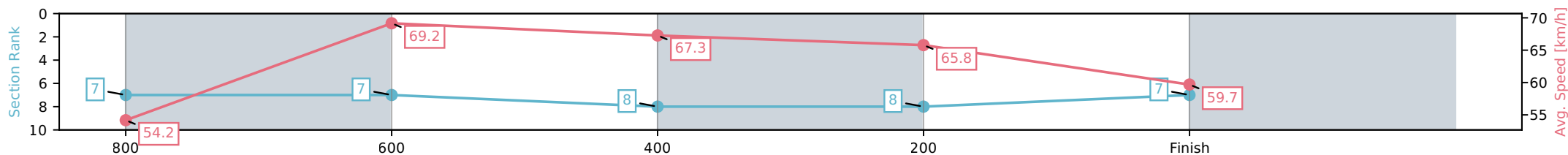
Race 2: HEART OF THE COMMUNITY FOUNDATION
BENCHMARK 70 Handicap - 1000m

18 April 2026 - 12:13PM



Track Rating: Soft 5, Weather: Fine, Rail Position: +1m Entire Circuit

Section	L1000	L800	L600	L400	L200
Section Times	0:58.17 (0:13.39)	0:44.78 [7] (0:10.58)	0:34.20 [8] (0:10.89)	0:23.31 [8] (0:10.94)	0:12.36 [7] (0:12.36)
Average Speed [km/h]	54.2	69.2	67.3	65.8	59.7
Top Speed [km/h]	69.4	69.7	68.0	67.0	63.5
Avg. Dist. to Rail [m]	3.7	3.5	3.6	7.3	7.2
Avg. Stride Freq. [Hz]	2.3	2.3	2.3	2.3	2.2
Avg. Stride Length [m]	7.0	8.3	8.2	8.1	7.8



- [] Ranking at each section and finish
- :-:- No data available at this section
- NA No data available

Horse/Jockey Name	Tarps/Corey Sutherland
Finish Rank	8
Fastest Section Time (Section)	0:10.42 (800-600)
Top Speed [km/h] (Section)	71.0 (800-600)
Race State	Finished



Eagle Farm QLD --Professional-2026-04-18

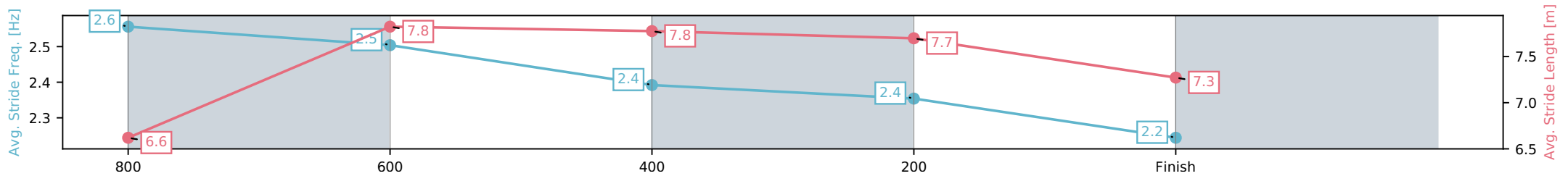
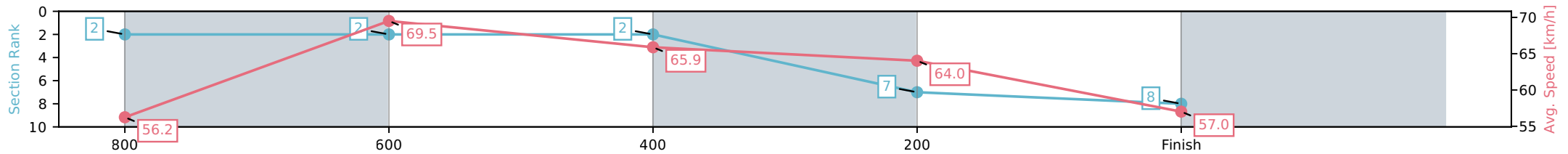
Race 2: HEART OF THE COMMUNITY FOUNDATION
BENCHMARK 70 Handicap - 1000m

18 April 2026 - 12:13PM



Track Rating: Soft 5, Weather: Fine, Rail Position: +1m Entire Circuit

Section	L1000	L800	L600	L400	L200
Section Times	0:58.20 (0:12.98)	0:45.22 [2] (0:10.42)	0:34.81 [2] (0:10.84)	0:23.97 [7] (0:11.23)	0:12.74 [8] (0:12.74)
Average Speed [km/h]	56.2	69.5	65.9	64.0	57.0
Top Speed [km/h]	70.2	71.0	67.3	66.0	61.6
Avg. Dist. to Rail [m]	1.2	1.3	2.0	0.8	2.9
Avg. Stride Freq. [Hz]	2.6	2.5	2.4	2.4	2.2
Avg. Stride Length [m]	6.6	7.8	7.8	7.7	7.3



- [] Ranking at each section and finish
- :-:- No data available at this section
- NA No data available



Eagle Farm QLD
 Race 3: FRESH SELECTIONS Class 6 Handicap - 1805m
 18 April 2026 - 12:48PM



BRISBANE
 RACING CLUB

Track Rating: Soft 5, Weather: Fine, Rail Position: +1m Entire Circuit

Field Times (Race Tempo) 1:49.80 (0:14.19) 1:35.61 (0:11.35) 1:24.26 (0:11.72) 1:12.54 (0:12.26) 1:00.28 (0:12.38) 0:47.90 (0:12.16) 0:35.75 (0:11.97) 0:23.77 (0:11.52)

Rank	TAB#	Horse	Overall Time	First 400m	Top Speed km/h (Section)	L1805	L1600	L1400	L1200	L1000	L800	L600	L400
	(BAR#)	Jockey	Margin (DT-W)	Last 600m	Fastest Section (Time)	Start - 1600	1600 - 1400	1400 - 1200	1200 - 1000	1000 - 800	800 - 600	600 - 400	400 - 200
1	6	Jenni Moreese	1:49.80	0:26.96	65.9 (600-400)	1:49.80	1:34.68 [8]	1:22.80 [8]	1:10.92 [8]	0:58.91 [8]	0:46.66 [8]	0:34.85 [8]	0:23.46 [5]
	(4)	Corey Sutherland		0:34.84	400-200 (0:11.24)	(0:15.12)	(0:11.87)	(0:11.89)	(0:12.00)	(0:12.26)	(0:11.81)	(0:11.38)	(0:11.24)
2	9	Hokkaido	1:49.84	0:27.35	64.6 (400-200)	1:49.84	1:34.44 [9]	1:22.49 [9]	1:10.64 [9]	0:58.67 [9]	0:46.39 [9]	0:34.74 [9]	0:23.32 [9]
	(7)	Jason Taylor	0.2L (-5)	0:34.74	400-200 (0:11.40)	(0:15.40)	(0:11.95)	(0:11.86)	(0:11.97)	(0:12.27)	(0:11.65)	(0:11.42)	(0:11.40)
3	2	Brindavan	1:49.86	0:26.23	64.3 (400-200)	1:49.86	1:35.35 [4]	1:23.57 [4]	1:11.65 [4]	0:59.65 [4]	0:47.30 [4]	0:35.32 [3]	0:23.74 [3]
	(2)	Ryan Maloney	0.4L (-9)	0:35.33	400-200 (0:11.44)	(0:14.51)	(0:11.77)	(0:11.92)	(0:12.00)	(0:12.35)	(0:11.98)	(0:11.58)	(0:11.44)
4	5	Absolute Sunshine	1:50.01	0:26.77	63.6 (400-200)	1:50.01	1:35.14 [7]	1:23.22 [7]	1:11.29 [7]	0:59.25 [7]	0:47.06 [5]	0:35.34 [4]	0:23.78 [4]
	(5)	Damien Thornton	1.3L (-11)	0:35.34	400-200 (0:11.46)	(0:14.87)	(0:11.92)	(0:11.93)	(0:12.04)	(0:12.19)	(0:11.72)	(0:11.56)	(0:11.46)
5	4	Make A Call	1:50.50	0:26.70	63.7 (600-400)	1:50.50	1:35.65 [6]	1:23.83 [6]	1:11.94 [6]	0:59.86 [5]	0:47.53 [6]	0:35.69 [7]	0:24.07 [8]
	(8)	Chelsea Baker	4.1L (-3)	0:35.68	600-400 (0:11.61)	(0:14.85)	(0:11.81)	(0:11.89)	(0:12.08)	(0:12.34)	(0:11.84)	(0:11.61)	(0:11.68)
6	1	Mr Buster	1:50.52	0:25.99	63.0 (1600-1400)	1:50.52	1:36.10 [3]	1:24.47 [3]	1:12.61 [3]	1:00.48 [3]	0:48.14 [2]	0:36.14 [2]	0:24.45 [2]
	(1)	Jace McMurray	4.3L (-10)	0:36.13	1600-1400 (0:11.63)	(0:14.42)	(0:11.63)	(0:11.86)	(0:12.13)	(0:12.34)	(0:12.00)	(0:11.68)	(0:11.77)
7	7	Sir Beveridge	1:50.68	0:26.04	63.3 (1600-1400)	1:50.68	1:36.32 [2]	1:24.64 [2]	1:12.85 [2]	1:00.73 [2]	0:48.15 [3]	0:35.99 [5]	0:24.29 [6]
	(6)	Olivia Webb	5.2L (+0)	0:35.99	400-200 (0:11.67)	(0:14.36)	(0:11.68)	(0:11.78)	(0:12.12)	(0:12.58)	(0:12.16)	(0:11.70)	(0:11.67)
8	8	Malecon	1:51.13	0:26.47	63.0 (600-400)	1:51.13	1:36.55 [5]	1:24.67 [5]	1:12.65 [5]	1:00.49 [6]	0:48.14 [7]	0:36.35 [6]	0:24.73 [7]
	(9)	Mark Du Plessis	7.9L (-2)	0:36.35	600-400 (0:11.62)	(0:14.58)	(0:11.89)	(0:12.02)	(0:12.16)	(0:12.35)	(0:11.79)	(0:11.62)	(0:12.01)
9	3	Queen Air	1:51.21	0:25.51	64.6 (1600-1400)	1:51.21	1:37.02 [1]	1:25.67 [1]	1:13.95 [1]	1:01.69 [1]	0:49.31 [1]	0:37.16 [1]	0:25.18 [1]
	(3)	Angela Jones	8.3L (-8)	0:37.15	1600-1400 (0:11.35)	(0:14.19)	(0:11.35)	(0:11.72)	(0:12.26)	(0:12.38)	(0:12.16)	(0:11.97)	(0:12.01)

Report Created: Sat 18 April 2026

(Note: Races are conducted over an approximate distance as close as possible to the advertised distance, and recorded data may vary accordingly. Official times refer to race times only and do not include handicap times.)

[] Position in running at each section and finish TAB# Saddle cloth number

-:-:- No data available at this section

NA No data available

DNT Did not track

BAR# Barrier/Gate Position

DNF Did not finish

DT-W Distance travelled compared to winner in metres

[] Fastest split

[█] Fastest section



Eagle Farm QLD

Race 3: FRESH SELECTIONS Class 6 Handicap - 1805m

18 April 2026 - 12:48PM



BRISBANE
RACING CLUB

Track Rating: Soft 5, Weather: Fine, Rail Position: +1m Entire Circuit

Field Times 0:12.25
(Race Tempo) (0:12.25)

Rank	TAB#	Horse	Overall Time	First 400m	Top Speed km/h (Section)	L200								
	(BAR#)	Jockey	Margin (DT-W)	Last 600m	Fastest Section (Time)	200 - Finish								
1	6	Jenni Moreese	1:49.80	0:26.96	65.9 (600-400)	0:12.22 [2]								
	(4)	Corey Sutherland		0:34.84	400-200 (0:11.24)	(0:12.22)								
2	9	Hokkaido	1:49.84	0:27.35	64.6 (400-200)	0:11.92 [5]								
	(7)	Jason Taylor	0.2L (-5)	0:34.74	400-200 (0:11.40)	(0:11.92)								
3	2	Brindavan	1:49.86	0:26.23	64.3 (400-200)	0:12.31 [1]								
	(2)	Ryan Maloney	0.4L (-9)	0:35.33	400-200 (0:11.44)	(0:12.31)								
4	5	Absolute Sunshine	1:50.01	0:26.77	63.6 (400-200)	0:12.32 [3]								
	(5)	Damien Thornton	1.3L (-11)	0:35.34	400-200 (0:11.46)	(0:12.32)								
5	4	Make A Call	1:50.50	0:26.70	63.7 (600-400)	0:12.39 [8]								
	(8)	Chelsea Baker	4.1L (-3)	0:35.68	600-400 (0:11.61)	(0:12.39)								
6	1	Mr Buster	1:50.52	0:25.99	63.0 (1600-1400)	0:12.68 [4]								
	(1)	Jace McMurray	4.3L (-10)	0:36.13	1600-1400 (0:11.63)	(0:12.68)								
7	7	Sir Beveridge	1:50.68	0:26.04	63.3 (1600-1400)	0:12.62 [7]								
	(6)	Olivia Webb	5.2L (+0)	0:35.99	400-200 (0:11.67)	(0:12.62)								
8	8	Malecon	1:51.13	0:26.47	63.0 (600-400)	0:12.72 [9]								
	(9)	Mark Du Plessis	7.9L (-2)	0:36.35	600-400 (0:11.62)	(0:12.72)								
9	3	Queen Air	1:51.21	0:25.51	64.6 (1600-1400)	0:13.17 [6]								
	(3)	Angela Jones	8.3L (-8)	0:37.15	1600-1400 (0:11.35)	(0:13.17)								

Report Created: Sat 18 April 2026

(Note: Races are conducted over an approximate distance as close as possible to the advertised distance, and recorded data may vary accordingly. Official times refer to race times only and do not include handicap times.)

[] Position in running at each section and finish TAB# Saddle cloth number

Fastest split

-:--:-- No data available at this section

BAR# Barrier/Gate Position

Fastest section

NA No data available

DNF Did not finish

DNT Did not track

DT-W Distance travelled compared to winner in metres

Horse/Jockey Name	Jenni Moreese/Corey Sutherland
Finish Rank	1
Fastest Section Time (Section)	0:11.24 (400-200)
Top Speed [km/h] (Section)	65.9 (600-400)
Race State	Finished



Eagle Farm QLD --Professional-2026-04-18

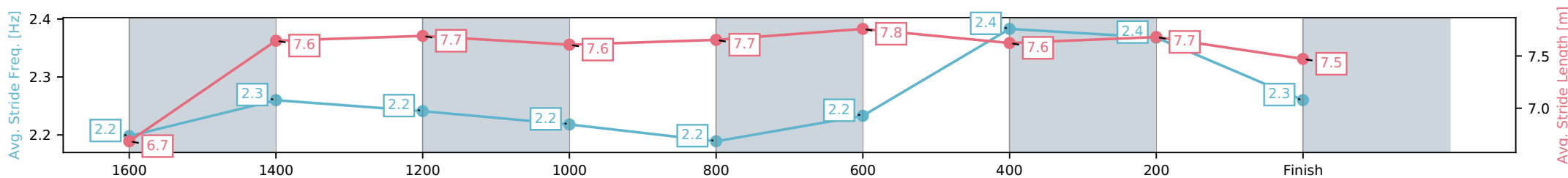
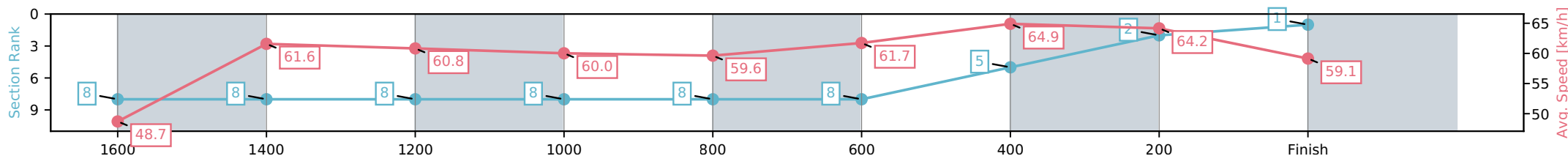
Race 3: FRESH SELECTIONS Class 6 Handicap - 1805m

18 April 2026 - 12:48PM

Track Rating: Soft 5, Weather: Fine, Rail Position: +1m Entire Circuit



Section	L1805	L1600	L1400	L1200	L1000	L800	L600	L400	L200
Section Times	1:49.80 (0:15.12)	1:34.68 [8] (0:11.87)	1:22.80 [8] (0:11.89)	1:10.92 [8] (0:12.00)	0:58.91 [8] (0:12.26)	0:46.66 [8] (0:11.81)	0:34.85 [5] (0:11.38)	0:23.46 [2] (0:11.24)	0:12.22 [1] (0:12.22)
Average Speed [km/h]	48.7	61.6	60.8	60.0	59.6	61.7	64.9	64.2	59.1
Top Speed [km/h]	60.6	62.7	63.6	60.5	61.1	62.6	65.9	65.5	61.4
Avg. Dist. to Rail [m]	3.5	3.9	5.0	4.3	3.0	2.7	5.4	9.7	7.6
Avg. Stride Freq. [Hz]	2.2	2.3	2.2	2.2	2.2	2.2	2.4	2.4	2.3
Avg. Stride Length [m]	6.7	7.6	7.7	7.6	7.7	7.8	7.6	7.7	7.5



- [] Ranking at each section and finish
- :-:- No data available at this section
- NA No data available

Horse/Jockey Name	Hokkaido/Jason Taylor
Finish Rank	2
Fastest Section Time (Section)	0:11.40 (400-200)
Top Speed [km/h] (Section)	64.6 (400-200)
Race State	Finished



Eagle Farm QLD --Professional-2026-04-18

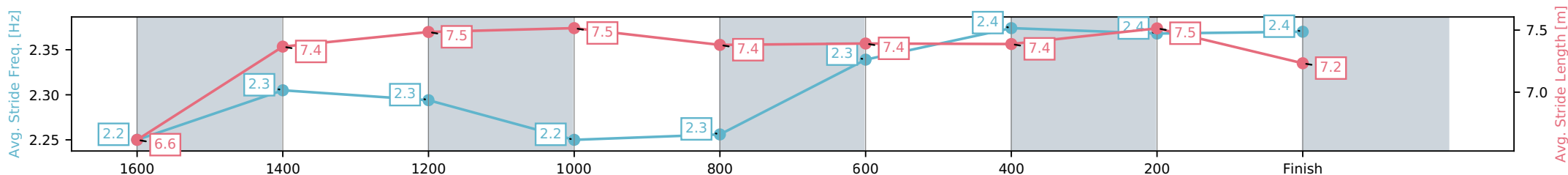
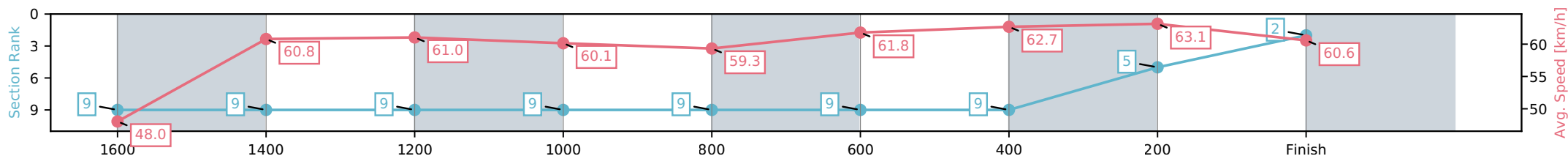
Race 3: FRESH SELECTIONS Class 6 Handicap - 1805m

18 April 2026 - 12:48PM

Track Rating: Soft 5, Weather: Fine, Rail Position: +1m Entire Circuit



Section	L1805	L1600	L1400	L1200	L1000	L800	L600	L400	L200
Section Times	1:49.84 (0:15.40)	1:34.44 [9] (0:11.95)	1:22.49 [9] (0:11.86)	1:10.64 [9] (0:11.97)	0:58.67 [9] (0:12.27)	0:46.39 [9] (0:11.65)	0:34.74 [9] (0:11.42)	0:23.32 [5] (0:11.40)	0:11.92 [2] (0:11.92)
Average Speed [km/h]	48.0	60.8	61.0	60.1	59.3	61.8	62.7	63.1	60.6
Top Speed [km/h]	59.5	61.8	62.4	60.6	60.5	62.3	63.5	64.6	62.7
Avg. Dist. to Rail [m]	5.0	2.6	3.6	4.3	1.9	0.6	1.5	2.1	2.6
Avg. Stride Freq. [Hz]	2.2	2.3	2.3	2.2	2.3	2.3	2.4	2.4	2.4
Avg. Stride Length [m]	6.6	7.4	7.5	7.5	7.4	7.4	7.4	7.5	7.2



- [] Ranking at each section and finish
- :-:- No data available at this section
- NA No data available

Horse/Jockey Name	Brindavan/Ryan Maloney
Finish Rank	3
Fastest Section Time (Section)	0:11.44 (400-200)
Top Speed [km/h] (Section)	64.3 (400-200)
Race State	Finished



Eagle Farm QLD --Professional-2026-04-18

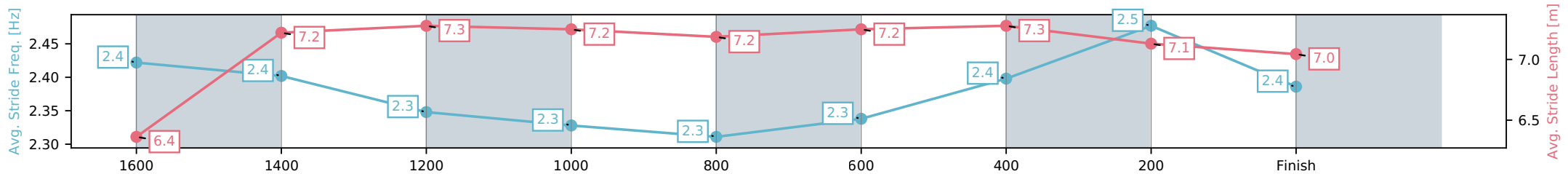
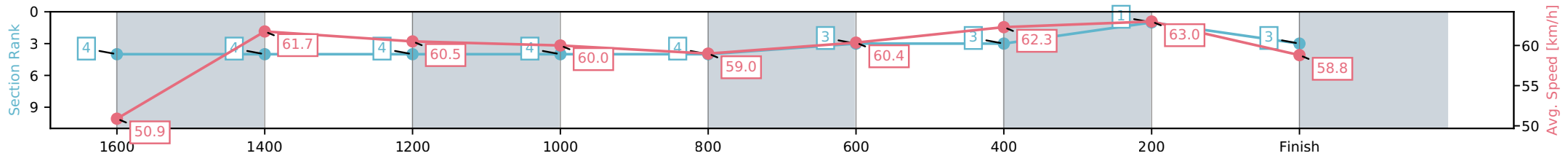
Race 3: FRESH SELECTIONS Class 6 Handicap - 1805m

18 April 2026 - 12:48PM

Track Rating: Soft 5, Weather: Fine, Rail Position: +1m Entire Circuit



Section	L1805	L1600	L1400	L1200	L1000	L800	L600	L400	L200
Section Times	1:49.86 (0:14.51)	1:35.35 [4] (0:11.77)	1:23.57 [4] (0:11.92)	1:11.65 [4] (0:12.00)	0:59.65 [4] (0:12.35)	0:47.30 [3] (0:11.98)	0:35.32 [3] (0:11.58)	0:23.74 [1] (0:11.44)	0:12.31 [3] (0:12.31)
Average Speed [km/h]	50.9	61.7	60.5	60.0	59.0	60.4	62.3	63.0	58.8
Top Speed [km/h]	60.9	62.1	61.8	60.5	60.3	61.4	63.6	64.3	61.8
Avg. Dist. to Rail [m]	3.5	2.5	1.8	2.2	2.0	0.9	0.9	5.2	5.2
Avg. Stride Freq. [Hz]	2.4	2.4	2.3	2.3	2.3	2.3	2.4	2.5	2.4
Avg. Stride Length [m]	6.4	7.2	7.3	7.2	7.2	7.2	7.3	7.1	7.0



- [] Ranking at each section and finish
- :-:- No data available at this section
- NA No data available

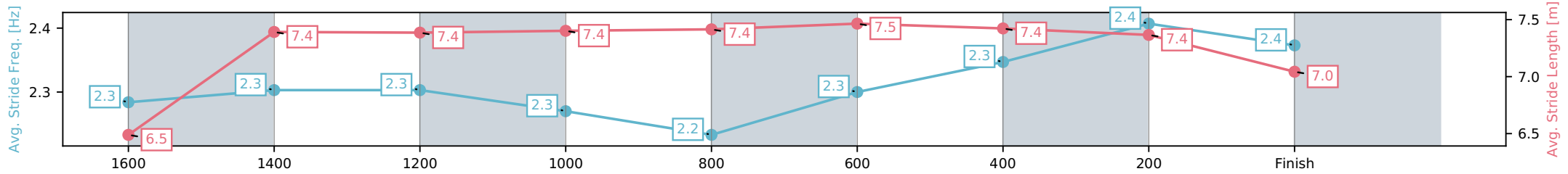
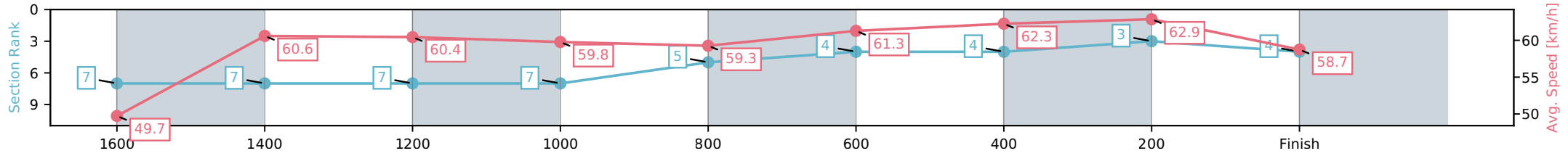
Horse/Jockey Name	Absolute Sunshine/Damien Thornton
Finish Rank	4
Fastest Section Time (Section)	0:11.46 (400-200)
Top Speed [km/h] (Section)	63.6 (400-200)
Race State	Finished



Eagle Farm QLD --Professional-2026-04-18
 Race 3: FRESH SELECTIONS Class 6 Handicap - 1805m
 18 April 2026 - 12:48PM
 Track Rating: Soft 5, Weather: Fine, Rail Position: +1m Entire Circuit



Section	L1805	L1600	L1400	L1200	L1000	L800	L600	L400	L200
Section Times	1:50.01 (0:14.87)	1:35.14 [7] (0:11.92)	1:23.22 [7] (0:11.93)	1:11.29 [7] (0:12.04)	0:59.25 [5] (0:12.19)	0:47.06 [4] (0:11.72)	0:35.34 [4] (0:11.56)	0:23.78 [3] (0:11.46)	0:12.32 [4] (0:12.32)
Average Speed [km/h]	49.7	60.6	60.4	59.8	59.3	61.3	62.3	62.9	58.7
Top Speed [km/h]	60.2	61.3	61.5	60.4	60.7	61.9	63.1	63.6	61.4
Avg. Dist. to Rail [m]	4.8	0.9	0.6	1.1	0.5	0.4	0.9	2.8	3.9
Avg. Stride Freq. [Hz]	2.3	2.3	2.3	2.3	2.2	2.3	2.3	2.4	2.4
Avg. Stride Length [m]	6.5	7.4	7.4	7.4	7.4	7.4	7.5	7.4	7.0



[] Ranking at each section and finish
 -.-.- No data available at this section
 NA No data available

Horse/Jockey Name	Make A Call/Chelsea Baker
Finish Rank	5
Fastest Section Time (Section)	0:11.61 (600-400)
Top Speed [km/h] (Section)	63.7 (600-400)
Race State	Finished



Eagle Farm QLD --Professional-2026-04-18

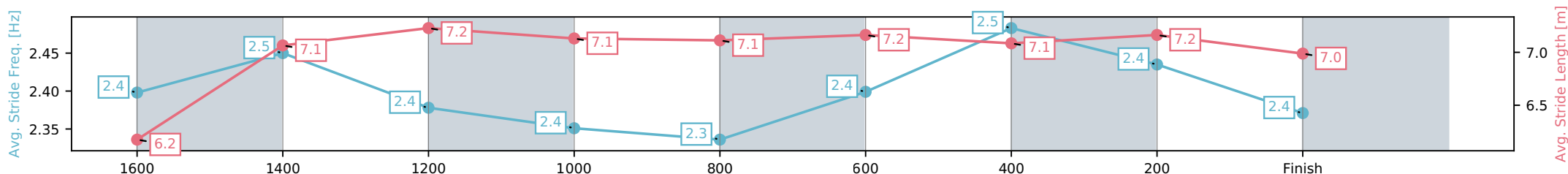
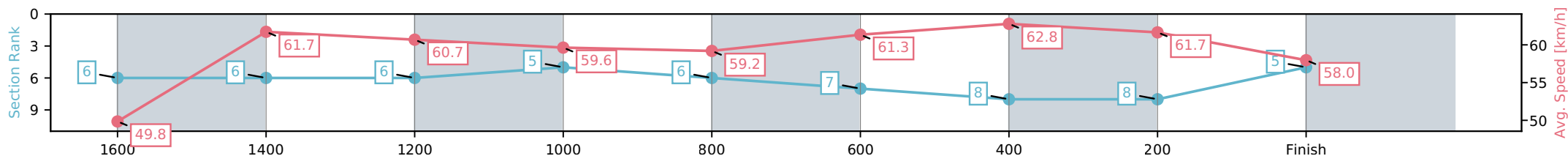
Race 3: FRESH SELECTIONS Class 6 Handicap - 1805m

18 April 2026 - 12:48PM

Track Rating: Soft 5, Weather: Fine, Rail Position: +1m Entire Circuit



Section	L1805	L1600	L1400	L1200	L1000	L800	L600	L400	L200
Section Times	1:50.50 (0:14.85)	1:35.65 [6] (0:11.81)	1:23.83 [6] (0:11.89)	1:11.94 [5] (0:12.08)	0:59.86 [6] (0:12.34)	0:47.53 [7] (0:11.84)	0:35.69 [8] (0:11.61)	0:24.07 [8] (0:11.68)	0:12.39 [5] (0:12.39)
Average Speed [km/h]	49.8	61.7	60.7	59.6	59.2	61.3	62.8	61.7	58.0
Top Speed [km/h]	60.9	62.3	61.7	60.2	60.3	61.8	63.7	63.1	61.3
Avg. Dist. to Rail [m]	6.6	3.1	3.1	3.3	2.7	2.1	2.5	7.2	7.2
Avg. Stride Freq. [Hz]	2.4	2.5	2.4	2.4	2.3	2.4	2.5	2.4	2.4
Avg. Stride Length [m]	6.2	7.1	7.2	7.1	7.1	7.2	7.1	7.2	7.0



- [] Ranking at each section and finish
- :-:- No data available at this section
- NA No data available

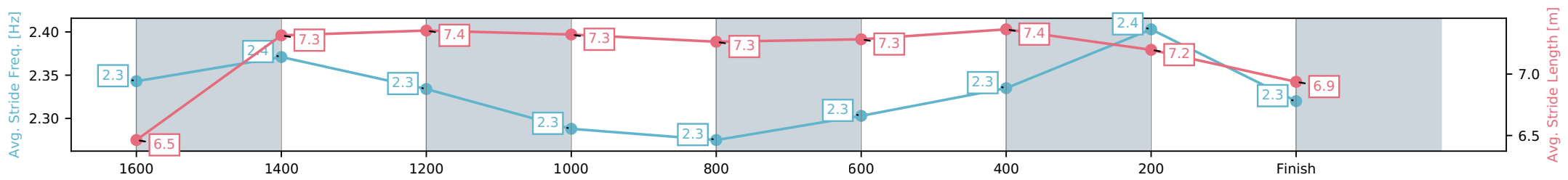
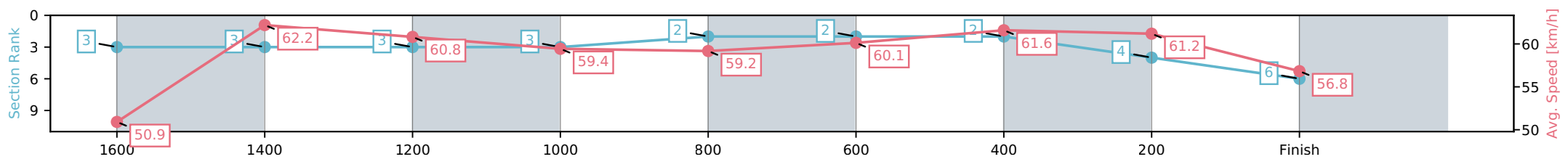
Horse/Jockey Name	Mr Buster/Jace McMurray
Finish Rank	6
Fastest Section Time (Section)	0:11.63 (1600-1400)
Top Speed [km/h] (Section)	63.0 (1600-1400)
Race State	Finished



Eagle Farm QLD --Professional-2026-04-18
 Race 3: FRESH SELECTIONS Class 6 Handicap - 1805m
 18 April 2026 - 12:48PM
 Track Rating: Soft 5, Weather: Fine, Rail Position: +1m Entire Circuit



Section	L1805	L1600	L1400	L1200	L1000	L800	L600	L400	L200
Section Times	1:50.52 (0:14.42)	1:36.10 [3] (0:11.63)	1:24.47 [3] (0:11.86)	1:12.61 [3] (0:12.13)	1:00.48 [2] (0:12.34)	0:48.14 [2] (0:12.00)	0:36.14 [2] (0:11.68)	0:24.45 [4] (0:11.77)	0:12.68 [6] (0:12.68)
Average Speed [km/h]	50.9	62.2	60.8	59.4	59.2	60.1	61.6	61.2	56.8
Top Speed [km/h]	61.0	63.0	62.5	60.6	60.0	60.4	62.5	62.3	59.6
Avg. Dist. to Rail [m]	2.5	1.1	1.9	3.3	2.6	0.6	0.7	4.8	6.7
Avg. Stride Freq. [Hz]	2.3	2.4	2.3	2.3	2.3	2.3	2.3	2.4	2.3
Avg. Stride Length [m]	6.5	7.3	7.4	7.3	7.3	7.3	7.4	7.2	6.9



[] Ranking at each section and finish
 -.-.- No data available at this section
 NA No data available

Horse/Jockey Name	Sir Beveridge/Olivia Webb
Finish Rank	7
Fastest Section Time (Section)	0:11.67 (400-200)
Top Speed [km/h] (Section)	63.3 (1600-1400)
Race State	Finished



Eagle Farm QLD --Professional-2026-04-18

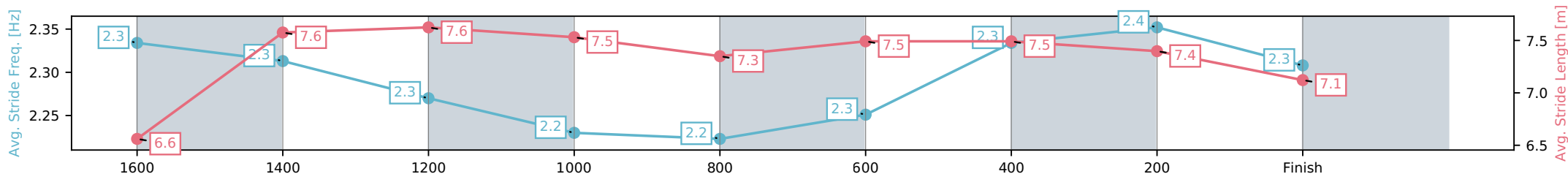
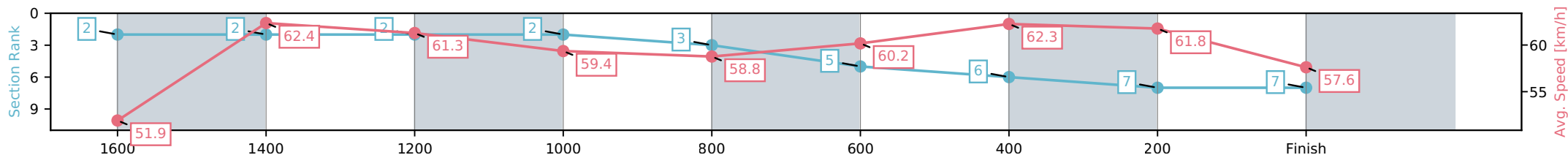
Race 3: FRESH SELECTIONS Class 6 Handicap - 1805m

18 April 2026 - 12:48PM

Track Rating: Soft 5, Weather: Fine, Rail Position: +1m Entire Circuit



Section	L1805	L1600	L1400	L1200	L1000	L800	L600	L400	L200
Section Times	1:50.68 (0:14.36)	1:36.32 [2] (0:11.68)	1:24.64 [2] (0:11.78)	1:12.85 [2] (0:12.12)	1:00.73 [3] (0:12.58)	0:48.15 [5] (0:12.16)	0:35.99 [6] (0:11.70)	0:24.29 [7] (0:11.67)	0:12.62 [7] (0:12.62)
Average Speed [km/h]	51.9	62.4	61.3	59.4	58.8	60.2	62.3	61.8	57.6
Top Speed [km/h]	61.8	63.3	62.5	60.1	59.7	61.4	63.1	63.0	60.4
Avg. Dist. to Rail [m]	6.5	3.2	3.0	4.5	4.7	3.2	2.6	7.6	8.6
Avg. Stride Freq. [Hz]	2.3	2.3	2.3	2.2	2.2	2.3	2.3	2.4	2.3
Avg. Stride Length [m]	6.6	7.6	7.6	7.5	7.3	7.5	7.5	7.4	7.1



- [] Ranking at each section and finish
- :-:- No data available at this section
- NA No data available

Horse/Jockey Name	Malecon/Mark Du Plessis
Finish Rank	8
Fastest Section Time (Section)	0:11.62 (600-400)
Top Speed [km/h] (Section)	63.0 (600-400)
Race State	Finished



Eagle Farm QLD --Professional-2026-04-18

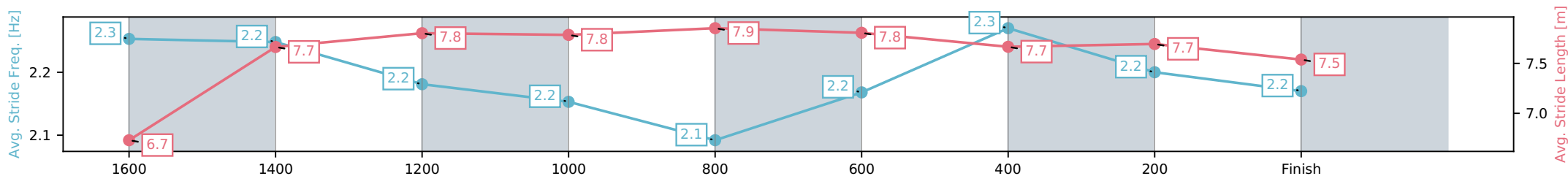
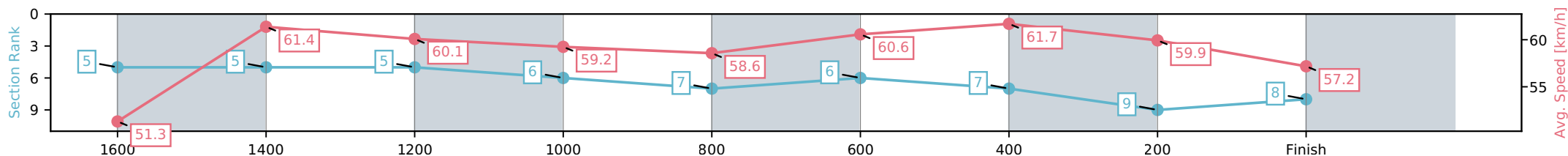
Race 3: FRESH SELECTIONS Class 6 Handicap - 1805m

18 April 2026 - 12:48PM

Track Rating: Soft 5, Weather: Fine, Rail Position: +1m Entire Circuit



Section	L1805	L1600	L1400	L1200	L1000	L800	L600	L400	L200
Section Times	1:51.13 (0:14.58)	1:36.55 [5] (0:11.89)	1:24.67 [5] (0:12.02)	1:12.65 [6] (0:12.16)	1:00.49 [7] (0:12.35)	0:48.14 [6] (0:11.79)	0:36.35 [7] (0:11.62)	0:24.73 [9] (0:12.01)	0:12.72 [8] (0:12.72)
Average Speed [km/h]	51.3	61.4	60.1	59.2	58.6	60.6	61.7	59.9	57.2
Top Speed [km/h]	61.5	62.3	60.8	60.7	59.7	62.0	63.0	61.7	59.2
Avg. Dist. to Rail [m]	8.0	3.3	2.3	3.2	0.9	1.8	1.6	5.2	6.7
Avg. Stride Freq. [Hz]	2.3	2.2	2.2	2.2	2.1	2.2	2.3	2.2	2.2
Avg. Stride Length [m]	6.7	7.7	7.8	7.8	7.9	7.8	7.7	7.7	7.5



- [] Ranking at each section and finish
- :-:- No data available at this section
- NA No data available

Horse/Jockey Name	Queen Air/Angela Jones
Finish Rank	9
Fastest Section Time (Section)	0:11.35 (1600-1400)
Top Speed [km/h] (Section)	64.6 (1600-1400)
Race State	Finished



Eagle Farm QLD --Professional-2026-04-18

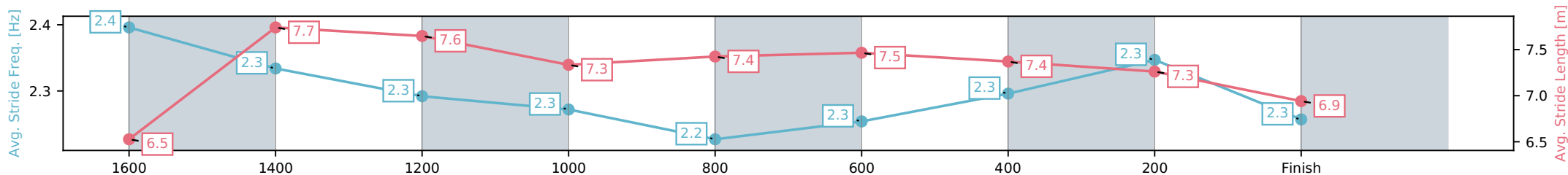
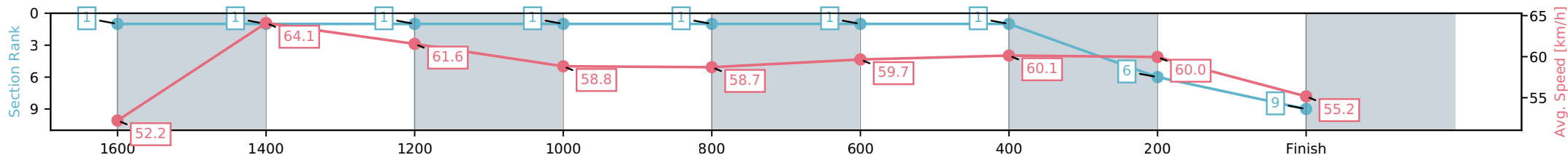
Race 3: FRESH SELECTIONS Class 6 Handicap - 1805m

18 April 2026 - 12:48PM

Track Rating: Soft 5, Weather: Fine, Rail Position: +1m Entire Circuit



Section	L1805	L1600	L1400	L1200	L1000	L800	L600	L400	L200
Section Times	1:51.21 (0:14.19)	1:37.02 [1] (0:11.35)	1:25.67 [1] (0:11.72)	1:13.95 [1] (0:12.26)	1:01.69 [1] (0:12.38)	0:49.31 [1] (0:12.16)	0:37.16 [1] (0:11.97)	0:25.18 [6] (0:12.01)	0:13.17 [9] (0:13.17)
Average Speed [km/h]	52.2	64.1	61.6	58.8	58.7	59.7	60.1	60.0	55.2
Top Speed [km/h]	64.5	64.6	63.5	59.8	59.4	60.0	61.1	61.3	58.0
Avg. Dist. to Rail [m]	4.5	2.8	2.2	2.1	1.9	1.6	0.3	4.4	7.3
Avg. Stride Freq. [Hz]	2.4	2.3	2.3	2.3	2.2	2.3	2.3	2.3	2.3
Avg. Stride Length [m]	6.5	7.7	7.6	7.3	7.4	7.5	7.4	7.3	6.9



- [] Ranking at each section and finish
- :-:- No data available at this section
- NA No data available



Eagle Farm QLD

Race 4: INSPIRED BUILT BENCHMARK 80 Handicap - 2406m

18 April 2026 - 1:23PM



BRISBANE
RACING CLUB

Track Rating: Soft 5, Weather: Fine, Rail Position: +1m Entire Circuit

Field Times (Race Tempo) 2:31.74 (0:14.07) 2:17.67 (0:11.62) 2:06.04 (0:12.63) 1:53.42 (0:12.98) 1:40.43 (0:13.30) 1:27.13 (0:13.23) 1:13.90 (0:13.52) 1:00.38 (0:13.28)

Rank	TAB#	Horse	Overall Time	First 400m	Top Speed km/h (Section)	L2406	L2200	L2000	L1800	L1600	L1400	L1200	L1000
	(BAR#)	Jockey	Margin (DT-W)	Last 600m	Fastest Section (Time)	Start - 2200	2200 - 2000	2000 - 1800	1800 - 1600	1600 - 1400	1400 - 1200	1200 - 1000	1000 - 800
1	10	Liberty Park	2:31.74	0:26.34	65.5 (600-400)	2:31.74	2:17.15 [6]	2:05.03 [7]	1:52.42 [8]	1:39.17 [8]	1:26.05 [8]	1:12.83 [8]	0:59.45 [8]
	(1)	Damien Thornton		0:34.35	600-400 (0:11.14)	(0:14.59)	(0:12.12)	(0:12.61)	(0:13.25)	(0:13.12)	(0:13.22)	(0:13.39)	(0:13.20)
2	14	Casanova Man	2:31.88	0:26.85	65.5 (400-200)	2:31.88	2:16.80 [12]	2:04.67 [11]	1:52.44 [10]	1:38.83 [10]	1:25.78 [10]	1:12.67 [10]	0:59.44 [9]
	(9)	Stacey Callow	0.8L (+16)	0:34.32	400-200 (0:11.31)	(0:15.08)	(0:12.13)	(0:12.23)	(0:13.61)	(0:13.05)	(0:13.10)	(0:13.23)	(0:13.22)
3	4	Saint Emilion	2:31.94	0:26.00	66.1 (400-200)	2:31.94	2:17.58 [4]	2:05.55 [4]	1:52.97 [6]	1:39.72 [5]	1:26.61 [5]	1:13.54 [5]	1:00.16 [5]
	(8)	Daniel Moor	1.2L (+12)	0:34.71	400-200 (0:11.26)	(0:14.36)	(0:12.03)	(0:12.58)	(0:13.24)	(0:13.11)	(0:13.07)	(0:13.38)	(0:13.37)
4	12	Prochester	2:31.98	0:26.10	65.9 (600-400)	2:31.98	2:17.50 [5]	2:05.50 [5]	1:53.02 [5]	1:39.74 [6]	1:26.64 [6]	1:13.38 [6]	0:59.88 [6]
	(3)	Ben Thompson	1.4L (+10)	0:34.73	400-200 (0:11.26)	(0:14.48)	(0:11.99)	(0:12.48)	(0:13.28)	(0:13.10)	(0:13.27)	(0:13.50)	(0:13.22)
5	13	Kiroro Peak	2:32.03	0:25.50	64.4 (2406 - 2200)	2:32.03	2:17.88 [2]	2:06.15 [2]	1:53.59 [2]	1:40.59 [2]	1:27.25 [2]	1:14.00 [2]	1:00.47 [3]
	(7)	Scott Sheargold	1.7L (+7)	0:35.14	600-400 (0:11.48)	(0:14.15)	(0:11.73)	(0:12.55)	(0:13.01)	(0:13.33)	(0:13.26)	(0:13.53)	(0:13.29)
6	1	Akkadian Emperor	2:32.04	0:25.67	64.4 (600-400)	2:32.04	2:17.77 [3]	2:05.99 [3]	1:53.42 [3]	1:40.37 [3]	1:27.15 [3]	1:13.96 [3]	1:00.52 [2]
	(4)	Jace McMurray	1.8L (+3)	0:35.04	600-400 (0:11.34)	(0:14.27)	(0:11.78)	(0:12.57)	(0:13.05)	(0:13.22)	(0:13.19)	(0:13.44)	(0:13.37)
7	6	Mr O'reilly	2:32.13	0:25.32	64.6 (2406 - 2200)	2:32.13	2:18.06 [1]	2:06.43 [1]	1:53.80 [1]	1:40.82 [1]	1:27.52 [1]	1:14.29 [1]	1:00.77 [1]
	(5)	Angela Jones	2.3L (-2)	0:35.35	400-200 (0:11.49)	(0:14.07)	(0:11.62)	(0:12.63)	(0:12.98)	(0:13.30)	(0:13.24)	(0:13.52)	(0:13.28)
8	2	El Jasor	2:32.40	0:26.15	64.4 (400-200)	2:32.40	2:17.70 [7]	2:05.89 [6]	1:53.66 [4]	1:40.59 [4]	1:27.42 [4]	1:14.17 [4]	1:00.64 [4]
	(10)	Kyle Wilson-Taylor	3.9L (+8)	0:35.45	400-200 (0:11.42)	(0:14.70)	(0:11.80)	(0:12.24)	(0:13.06)	(0:13.18)	(0:13.25)	(0:13.52)	(0:13.24)
9	7	Clyde	2:32.69	0:26.74	65.4 (600-400)	2:32.69	2:17.98 [8]	2:05.62 [9]	1:53.34 [9]	1:39.83 [9]	1:26.77 [9]	1:13.50 [9]	1:00.12 [10]
	(11)	Jake Bayliss	5.6L (+8)	0:35.17	600-400 (0:11.36)	(0:14.71)	(0:12.36)	(0:12.28)	(0:13.51)	(0:13.06)	(0:13.27)	(0:13.38)	(0:13.15)
10	8	Likeabeel	2:33.21	0:26.45	64.1 (600-400)	2:33.21	2:18.46 [9]	2:06.38 [8]	1:54.04 [7]	1:40.71 [7]	1:27.66 [7]	1:14.43 [7]	1:01.03 [7]
	(6)	Dale Smith	8.6L (+7)	0:35.87	600-400 (0:11.46)	(0:14.75)	(0:12.08)	(0:12.34)	(0:13.33)	(0:13.05)	(0:13.24)	(0:13.40)	(0:13.30)

Scratched: Our Turn Now (#3)

Report Created: Sat 18 April 2026

(Note: Races are conducted over an approximate distance as close as possible to the advertised distance, and recorded data may vary accordingly. Official times refer to race times only and do not include handicap times.)

[] Position in running at each section and finish TAB# Saddle cloth number

Fastest split

-:--:-- No data available at this section

BAR# Barrier/Gate Position

Fastest section

NA No data available

DNF Did not finish

DNT Did not track

DT-W Distance travelled compared to winner in metres



Eagle Farm QLD
Race 4: INSPIRED BUILT BENCHMARK 80 Handicap - 2406m
 18 April 2026 - 1:23PM



BRISBANE
RACING CLUB

Track Rating: Soft 5, Weather: Fine, Rail Position: +1m Entire Circuit

Field Times (Race Tempo) 2:31.74 (0:14.07) 2:17.67 (0:11.62) 2:06.04 (0:12.63) 1:53.42 (0:12.98) 1:40.43 (0:13.30) 1:27.13 (0:13.23) 1:13.90 (0:13.52) 1:00.38 (0:13.28)

Rank	TAB#	Horse	Overall Time	First 400m	Top Speed km/h (Section)	L2406	L2200	L2000	L1800	L1600	L1400	L1200	L1000
	(BAR#)	Jockey	Margin (DT-W)	Last 600m	Fastest Section (Time)	Start - 2200	2200 - 2000	2000 - 1800	1800 - 1600	1600 - 1400	1400 - 1200	1200 - 1000	1000 - 800
11	11	Tewkesbury	2:33.26	0:26.79	64.9 (600-400)	2:33.26	2:18.20 [11]	2:06.09 [10]	1:53.66 [11]	1:40.00 [11]	1:27.02 [11]	1:13.76 [11]	1:00.40 [12]
	(13)	Cejay Graham	8.9L (+11)	0:35.34	600-400 (0:11.50)	(0:15.06)	(0:12.11)	(0:12.44)	(0:13.65)	(0:12.98)	(0:13.26)	(0:13.36)	(0:13.26)
12	9	Punjabi Landing	2:33.34	0:27.31	64.2 (400-200)	2:33.34	2:17.85 [13]	2:05.64 [13]	1:53.44 [13]	1:39.81 [13]	1:26.87 [13]	1:13.60 [13]	1:00.16 [13]
	(2)	Andrew Mallyon	9.4L (+6)	0:35.46	400-200 (0:11.54)	(0:15.49)	(0:12.21)	(0:12.20)	(0:13.63)	(0:12.94)	(0:13.27)	(0:13.43)	(0:13.08)
13	5	Roller Coaster	2:33.98	0:26.98	64.2 (600-400)	2:33.98	2:19.02 [10]	2:06.59 [12]	1:54.16 [12]	1:40.51 [12]	1:27.65 [12]	1:14.46 [12]	1:01.18 [11]
	(12)	Ron Stewart	13.2L (+3)	0:36.01	600-400 (0:11.35)	(0:14.96)	(0:12.43)	(0:12.43)	(0:13.65)	(0:12.86)	(0:13.19)	(0:13.28)	(0:13.25)

Scratched: Our Turn Now (#3)

Report Created: Sat 18 April 2026

(Note: Races are conducted over an approximate distance as close as possible to the advertised distance, and recorded data may vary accordingly. Official times refer to race times only and do not include handicap times.)

[] Position in running at each section and finish TAB# Saddle cloth number
 -:-:- No data available at this section BAR# Barrier/Gate Position
 NA No data available DNF Did not finish
 DNT Did not track DT-W Distance travelled compared to winner in metres

Fastest split
 Fastest section





Eagle Farm QLD
Race 4: INSPIRED BUILT BENCHMARK 80 Handicap - 2406m
 18 April 2026 - 1:23PM



BRISBANE
RACING CLUB

Track Rating: Soft 5, Weather: Fine, Rail Position: +1m Entire Circuit

Field Times 0:47.10 0:34.95 0:23.44 0:12.02
 (Race Tempo) (0:12.14) (0:11.52) (0:11.41) (0:12.02)

Rank	TAB#	Horse	Overall Time	First 400m	Top Speed km/h (Section)	L800	L600	L400	L200				
	(BAR#)	Jockey	Margin (DT-W)	Last 600m	Fastest Section (Time)	800 - 600	600 - 400	400 - 200	200 - Finish				
11	11	Tewkesbury	2:33.26	0:26.79	64.9 (600-400)	0:47.14 [12]	0:35.35 [12]	0:23.84 [12]	0:12.30 [11]				
	(13)	Cejay Graham	8.9L (+11)	0:35.34	600-400 (0:11.50)	(0:11.80)	(0:11.50)	(0:11.54)	(0:12.30)				
12	9	Punjabi Landing	2:33.34	0:27.31	64.2 (400-200)	0:47.08 [13]	0:35.46 [11]	0:23.87 [13]	0:12.33 [12]				
	(2)	Andrew Mallyon	9.4L (+6)	0:35.46	400-200 (0:11.54)	(0:11.62)	(0:11.59)	(0:11.54)	(0:12.33)				
13	5	Roller Coaster	2:33.98	0:26.98	64.2 (600-400)	0:47.94 [11]	0:36.00 [13]	0:24.66 [11]	0:12.88 [13]				
	(12)	Ron Stewart	13.2L (+3)	0:36.01	600-400 (0:11.35)	(0:11.93)	(0:11.35)	(0:11.78)	(0:12.88)				

Scratched: Our Turn Now (#3)

Report Created: Sat 18 April 2026

(Note: Races are conducted over an approximate distance as close as possible to the advertised distance, and recorded data may vary accordingly. Official times refer to race times only and do not include handicap times.)

[] Position in running at each section and finish TAB# Saddle cloth number
 -:-:- No data available at this section BAR# Barrier/Gate Position
 NA No data available DNF Did not finish
 DNT Did not track DT-W Distance travelled compared to winner in metres

Fastest split
 Fastest section

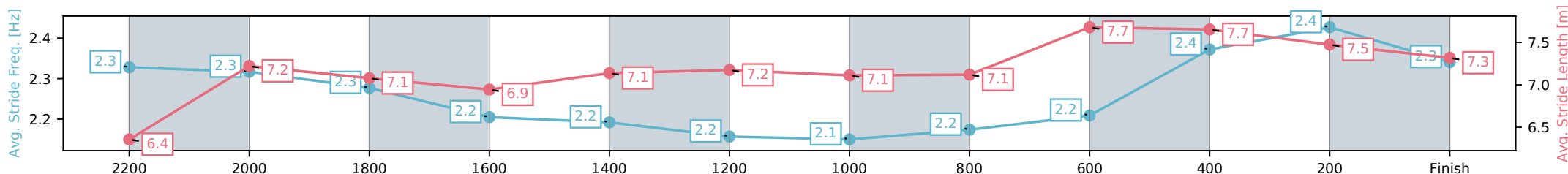
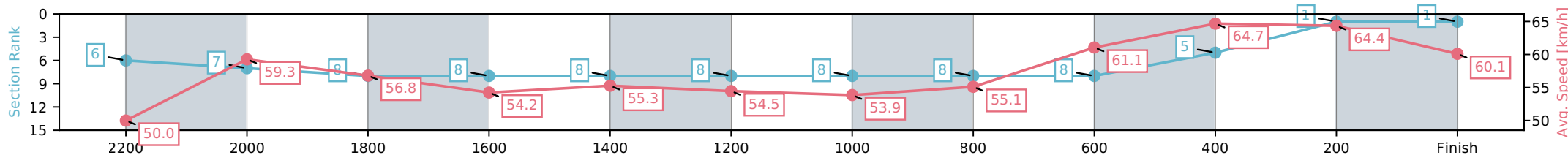
Horse/Jockey Name	Liberty Park/Damien Thornton
Finish Rank	1
Fastest Section Time (Section)	0:11.14 (600-400)
Top Speed [km/h] (Section)	65.5 (600-400)
Race State	Finished



Eagle Farm QLD --Professional-2026-04-18
 Race 4: INSPIRED BUILT BENCHMARK 80 Handicap - 2406m
 18 April 2026 - 1:23PM
 Track Rating: Soft 5, Weather: Fine, Rail Position: +1m Entire Circuit



Section	L2406	L2200	L2000	L1800	L1600	L1400	L1200	L1000	L800	L600	L400	L200
Section Times	2:31.74 (0:14.59)	2:17.15 [7] (0:12.12)	2:05.03 [8] (0:12.61)	1:52.42 [8] (0:13.25)	1:39.17 [8] (0:13.12)	1:26.05 [8] (0:13.22)	1:12.83 [8] (0:13.39)	0:59.45 [8] (0:13.20)	0:46.25 [8] (0:11.90)	0:34.36 [5] (0:11.14)	0:23.21 [1] (0:11.19)	0:12.02 [1] (0:12.02)
Average Speed [km/h]	50.0	59.3	56.8	54.2	55.3	54.5	53.9	55.1	61.1	64.7	64.4	60.1
Top Speed [km/h]	60.7	60.6	57.7	55.3	56.2	54.8	55.2	57.2	62.8	65.5	65.1	63.3
Avg. Dist. to Rail [m]	0.6	0.7	1.3	0.4	1.5	1.3	1.9	1.9	1.7	0.3	0.3	1.6
Avg. Stride Freq. [Hz]	2.3	2.3	2.3	2.2	2.2	2.2	2.1	2.2	2.2	2.4	2.4	2.3
Avg. Stride Length [m]	6.4	7.2	7.1	6.9	7.1	7.2	7.1	7.1	7.1	7.7	7.5	7.3



- [] Ranking at each section and finish
- :-:- No data available at this section
- NA No data available

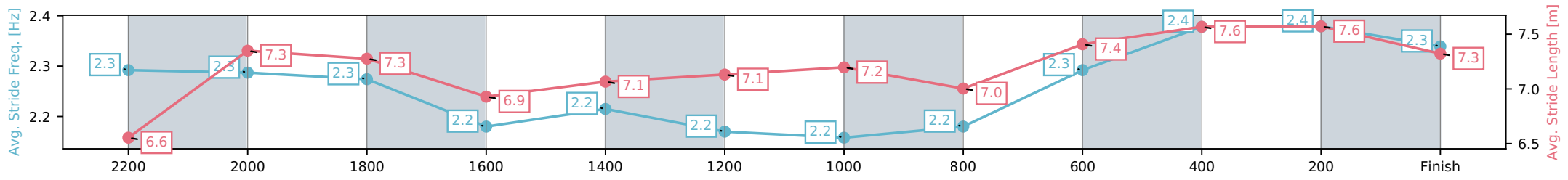
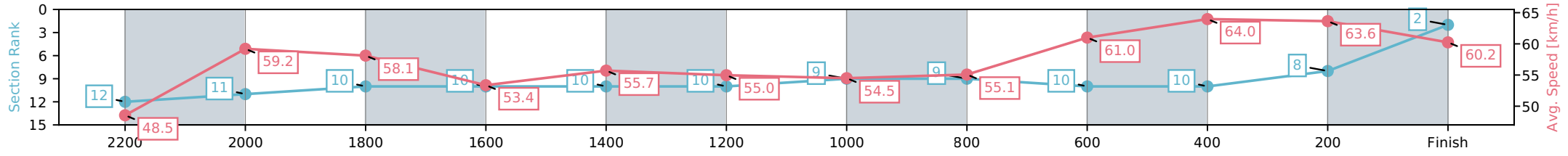
Horse/Jockey Name	Casanova Man/Stacey Callow
Finish Rank	2
Fastest Section Time (Section)	0:11.31 (400-200)
Top Speed [km/h] (Section)	65.5 (400-200)
Race State	Finished



Eagle Farm QLD --Professional-2026-04-18
 Race 4: INSPIRED BUILT BENCHMARK 80 Handicap - 2406m
 18 April 2026 - 1:23PM
 Track Rating: Soft 5, Weather: Fine, Rail Position: +1m Entire Circuit



Section	L2406	L2200	L2000	L1800	L1600	L1400	L1200	L1000	L800	L600	L400	L200
Section Times	2:31.88 (0:15.08)	2:16.80 [11] (0:12.13)	2:04.67 [10] (0:12.23)	1:52.44 [10] (0:13.61)	1:38.83 [10] (0:13.05)	1:25.78 [10] (0:13.10)	1:12.67 [9] (0:13.23)	0:59.44 [9] (0:13.22)	0:46.23 [10] (0:11.90)	0:34.32 [10] (0:11.35)	0:22.98 [8] (0:11.31)	0:11.66 [2] (0:11.66)
Average Speed [km/h]	48.5	59.2	58.1	53.4	55.7	55.0	54.5	55.1	61.0	64.0	63.6	60.2
Top Speed [km/h]	62.0	61.4	59.4	54.6	56.5	56.6	57.3	59.0	63.9	65.2	65.5	62.1
Avg. Dist. to Rail [m]	3.7	2.7	2.6	1.8	2.7	1.1	0.6	2.1	2.2	1.4	2.5	4.1
Avg. Stride Freq. [Hz]	2.3	2.3	2.3	2.2	2.2	2.2	2.2	2.2	2.3	2.4	2.4	2.3
Avg. Stride Length [m]	6.6	7.3	7.3	6.9	7.1	7.1	7.1	7.2	7.0	7.4	7.6	7.3



[] Ranking at each section and finish
 -:-:- No data available at this section
 NA No data available

Horse/Jockey Name	Saint Emilion/Daniel Moor
Finish Rank	3
Fastest Section Time (Section)	0:11.26 (400-200)
Top Speed [km/h] (Section)	66.1 (400-200)
Race State	Finished



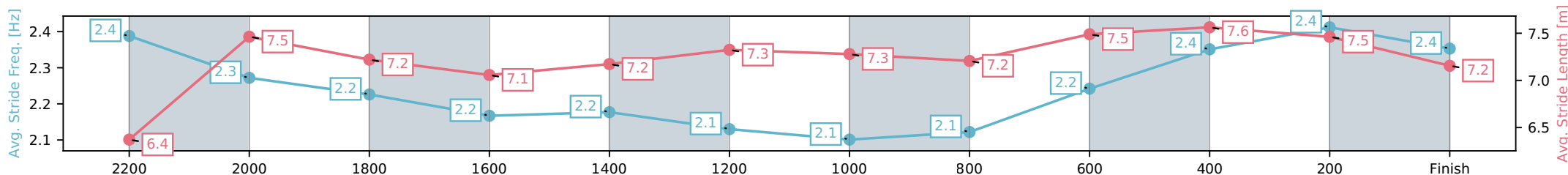
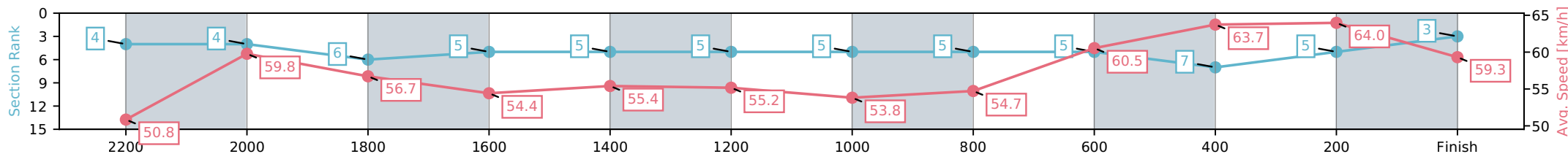
Eagle Farm QLD --Professional-2026-04-18
 Race 4: INSPIRED BUILT BENCHMARK 80 Handicap - 2406m



18 April 2026 - 1:23PM

Track Rating: Soft 5, Weather: Fine, Rail Position: +1m Entire Circuit

Section	L2406	L2200	L2000	L1800	L1600	L1400	L1200	L1000	L800	L600	L400	L200
Section Times	2:31.94 (0:14.36)	2:17.58 [4] (0:12.03)	2:05.55 [6] (0:12.58)	1:52.97 [5] (0:13.24)	1:39.72 [5] (0:13.11)	1:26.61 [5] (0:13.07)	1:13.54 [5] (0:13.38)	1:00.16 [5] (0:13.37)	0:46.79 [5] (0:12.08)	0:34.71 [7] (0:11.36)	0:23.35 [5] (0:11.26)	0:12.09 [3] (0:12.09)
Average Speed [km/h]	50.8	59.8	56.7	54.4	55.4	55.2	53.8	54.7	60.5	63.7	64.0	59.3
Top Speed [km/h]	62.1	62.4	58.5	55.1	56.0	55.9	54.8	56.6	61.9	65.9	66.1	61.6
Avg. Dist. to Rail [m]	5.9	1.2	1.9	0.8	2.4	2.2	2.7	3.2	3.2	1.2	1.1	3.2
Avg. Stride Freq. [Hz]	2.4	2.3	2.2	2.2	2.2	2.1	2.1	2.1	2.2	2.4	2.4	2.4
Avg. Stride Length [m]	6.4	7.5	7.2	7.1	7.2	7.3	7.3	7.2	7.5	7.6	7.5	7.2



- [] Ranking at each section and finish
- :-:- No data available at this section
- NA No data available

Horse/Jockey Name	Prochester/Ben Thompson
Finish Rank	4
Fastest Section Time (Section)	0:11.26 (400-200)
Top Speed [km/h] (Section)	65.9 (600-400)
Race State	Finished



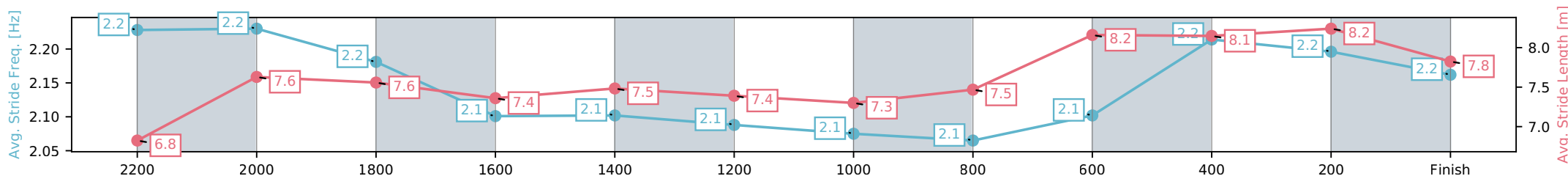
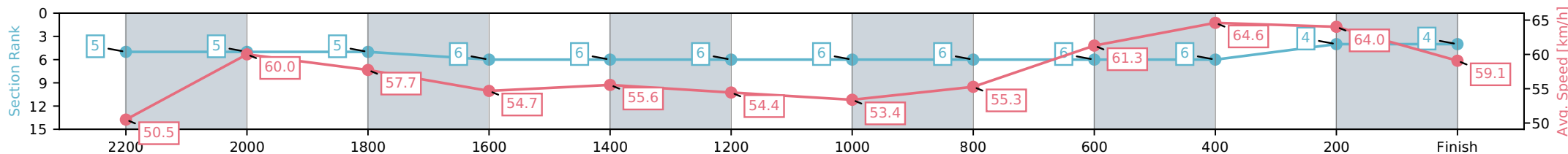
Eagle Farm QLD --Professional-2026-04-18
 Race 4: INSPIRED BUILT BENCHMARK 80 Handicap - 2406m



18 April 2026 - 1:23PM

Track Rating: Soft 5, Weather: Fine, Rail Position: +1m Entire Circuit

Section	L2406	L2200	L2000	L1800	L1600	L1400	L1200	L1000	L800	L600	L400	L200
Section Times	2:31.98 (0:14.48)	2:17.50 [5] (0:11.99)	2:05.50 [5] (0:12.48)	1:53.02 [6] (0:13.28)	1:39.74 [6] (0:13.10)	1:26.64 [6] (0:13.27)	1:13.38 [6] (0:13.50)	0:59.88 [6] (0:13.22)	0:46.66 [6] (0:11.93)	0:34.73 [6] (0:11.30)	0:23.42 [4] (0:11.26)	0:12.17 [4] (0:12.17)
Average Speed [km/h]	50.5	60.0	57.7	54.7	55.6	54.4	53.4	55.3	61.3	64.6	64.0	59.1
Top Speed [km/h]	61.7	61.4	59.9	55.9	56.1	55.1	54.5	57.7	62.9	65.9	65.4	61.6
Avg. Dist. to Rail [m]	2.0	0.7	0.7	1.7	3.0	2.8	3.4	2.8	3.2	3.0	4.9	8.8
Avg. Stride Freq. [Hz]	2.2	2.2	2.2	2.1	2.1	2.1	2.1	2.1	2.1	2.2	2.2	2.2
Avg. Stride Length [m]	6.8	7.6	7.6	7.4	7.5	7.4	7.3	7.5	8.2	8.1	8.2	7.8



- [] Ranking at each section and finish
- :-:- No data available at this section
- NA No data available

Horse/Jockey Name	Kiroro Peak/Scott Sheargold
Finish Rank	5
Fastest Section Time (Section)	0:11.48 (600-400)
Top Speed [km/h] (Section)	64.4 (2406 - 2200)
Race State	Finished



Eagle Farm QLD --Professional-2026-04-18

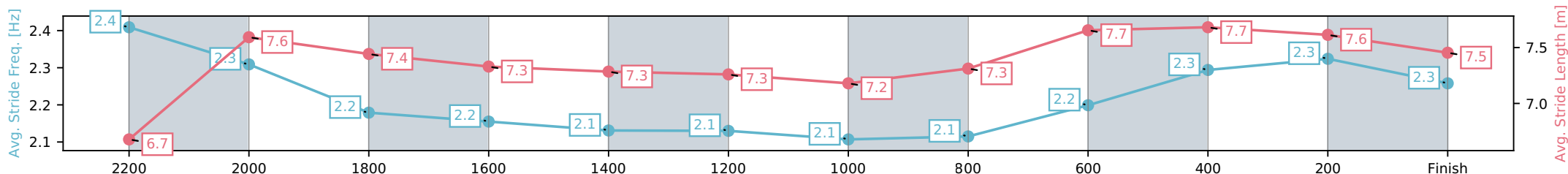
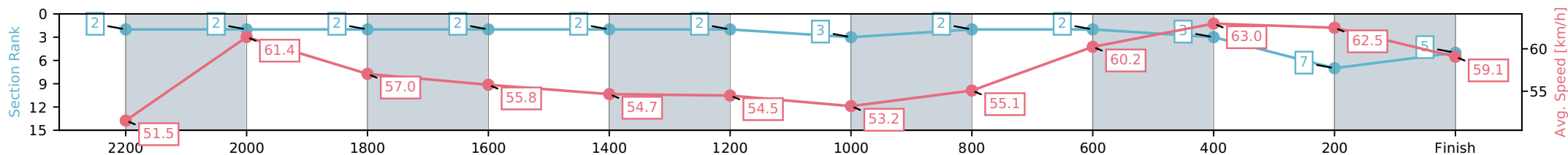
Race 4: INSPIRED BUILT BENCHMARK 80 Handicap - 2406m

18 April 2026 - 1:23PM

Track Rating: Soft 5, Weather: Fine, Rail Position: +1m Entire Circuit



Section	L2406	L2200	L2000	L1800	L1600	L1400	L1200	L1000	L800	L600	L400	L200
Section Times	2:32.03 (0:14.15)	2:17.88 [2] (0:11.73)	2:06.15 [2] (0:12.55)	1:53.59 [2] (0:13.01)	1:40.59 [2] (0:13.33)	1:27.25 [2] (0:13.26)	1:14.00 [3] (0:13.53)	1:00.47 [2] (0:13.29)	0:47.18 [2] (0:12.03)	0:35.15 [3] (0:11.48)	0:23.67 [7] (0:11.52)	0:12.14 [5] (0:12.14)
Average Speed [km/h]	51.5	61.4	57.0	55.8	54.7	54.5	53.2	55.1	60.2	63.0	62.5	59.1
Top Speed [km/h]	64.4	64.1	58.6	56.4	55.4	55.0	54.1	57.5	61.5	63.9	63.7	60.9
Avg. Dist. to Rail [m]	4.6	1.1	1.0	1.4	3.4	3.4	3.7	2.9	1.6	0.9	1.9	5.7
Avg. Stride Freq. [Hz]	2.4	2.3	2.2	2.2	2.1	2.1	2.1	2.1	2.2	2.3	2.3	2.3
Avg. Stride Length [m]	6.7	7.6	7.4	7.3	7.3	7.3	7.2	7.3	7.7	7.7	7.6	7.5



- [] Ranking at each section and finish
- :-:- No data available at this section
- NA No data available

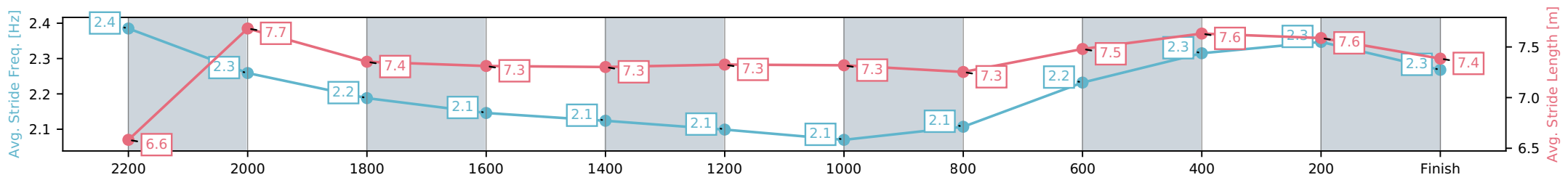
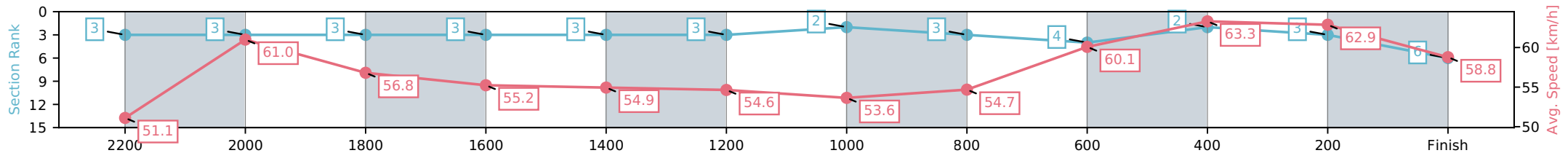
Horse/Jockey Name	Akkadian Emperor/Jace McMurray
Finish Rank	6
Fastest Section Time (Section)	0:11.34 (600-400)
Top Speed [km/h] (Section)	64.4 (600-400)
Race State	Finished



Eagle Farm QLD --Professional-2026-04-18
 Race 4: INSPIRED BUILT BENCHMARK 80 Handicap - 2406m
 18 April 2026 - 1:23PM
 Track Rating: Soft 5, Weather: Fine, Rail Position: +1m Entire Circuit



Section	L2406	L2200	L2000	L1800	L1600	L1400	L1200	L1000	L800	L600	L400	L200
Section Times	2:32.04 (0:14.27)	2:17.77 [3] (0:11.78)	2:05.99 [3] (0:12.57)	1:53.42 [3] (0:13.05)	1:40.37 [3] (0:13.22)	1:27.15 [3] (0:13.19)	1:13.96 [2] (0:13.44)	1:00.52 [3] (0:13.37)	0:47.15 [4] (0:12.10)	0:35.04 [2] (0:11.34)	0:23.70 [3] (0:11.46)	0:12.24 [6] (0:12.24)
Average Speed [km/h]	51.1	61.0	56.8	55.2	54.9	54.6	53.6	54.7	60.1	63.3	62.9	58.8
Top Speed [km/h]	63.3	63.4	58.1	55.9	55.5	55.4	54.4	56.3	62.0	64.4	64.1	61.2
Avg. Dist. to Rail [m]	2.4	0.6	1.8	0.7	2.3	2.4	2.8	3.0	2.0	0.7	0.4	1.4
Avg. Stride Freq. [Hz]	2.4	2.3	2.2	2.1	2.1	2.1	2.1	2.1	2.2	2.3	2.3	2.3
Avg. Stride Length [m]	6.6	7.7	7.4	7.3	7.3	7.3	7.3	7.3	7.5	7.6	7.6	7.4



[] Ranking at each section and finish
 -.-.- No data available at this section
 NA No data available

Horse/Jockey Name	Mr O'reilly/Angela Jones
Finish Rank	7
Fastest Section Time (Section)	0:11.49 (400-200)
Top Speed [km/h] (Section)	64.6 (2406 - 2200)
Race State	Finished



Eagle Farm QLD --Professional-2026-04-18

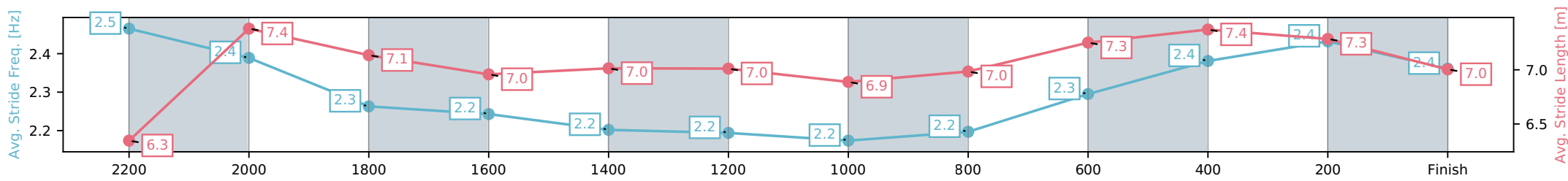
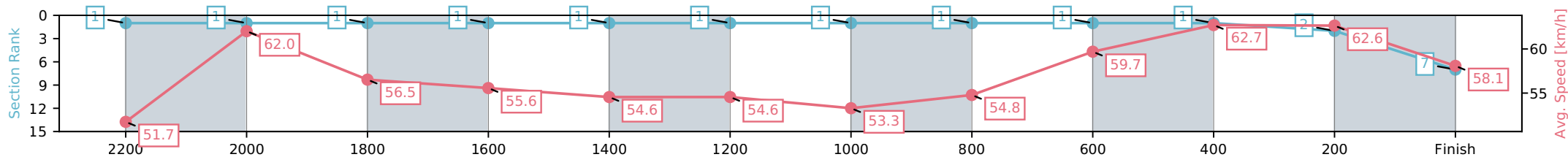
Race 4: INSPIRED BUILT BENCHMARK 80 Handicap - 2406m

18 April 2026 - 1:23PM

Track Rating: Soft 5, Weather: Fine, Rail Position: +1m Entire Circuit



Section	L2406	L2200	L2000	L1800	L1600	L1400	L1200	L1000	L800	L600	L400	L200
Section Times	2:32.13 (0:14.07)	2:18.06 [1] (0:11.62)	2:06.43 [1] (0:12.63)	1:53.80 [1] (0:12.98)	1:40.82 [1] (0:13.30)	1:27.52 [1] (0:13.24)	1:14.29 [1] (0:13.52)	1:00.77 [1] (0:13.28)	0:47.49 [1] (0:12.14)	0:35.34 [1] (0:11.52)	0:23.83 [2] (0:11.49)	0:12.34 [7] (0:12.34)
Average Speed [km/h]	51.7	62.0	56.5	55.6	54.6	54.6	53.3	54.8	59.7	62.7	62.6	58.1
Top Speed [km/h]	64.6	64.5	58.7	55.8	55.1	55.3	54.0	56.6	61.4	64.4	64.3	61.4
Avg. Dist. to Rail [m]	3.6	1.0	1.4	0.7	2.1	1.9	2.2	2.1	1.7	0.4	2.1	6.3
Avg. Stride Freq. [Hz]	2.5	2.4	2.3	2.2	2.2	2.2	2.2	2.2	2.3	2.4	2.4	2.4
Avg. Stride Length [m]	6.3	7.4	7.1	7.0	7.0	7.0	6.9	7.0	7.3	7.4	7.3	7.0



- [] Ranking at each section and finish
- :-:- No data available at this section
- NA No data available

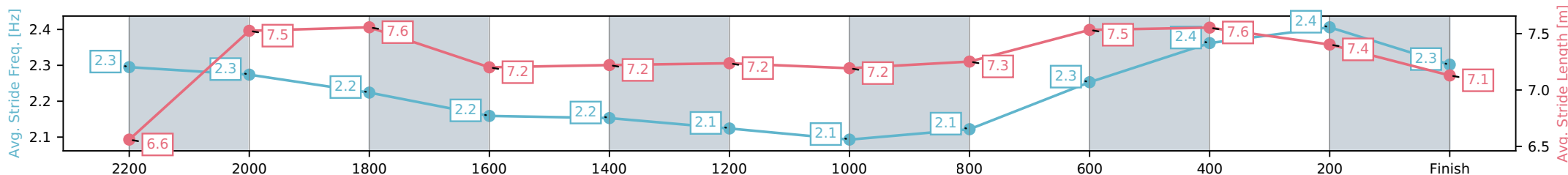
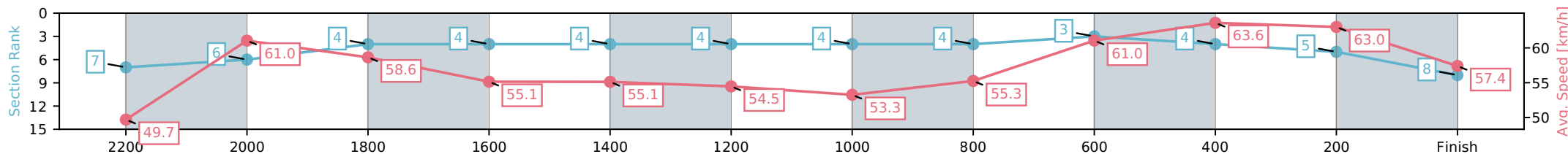
Horse/Jockey Name	El Jasor/Kyle Wilson-Taylor
Finish Rank	8
Fastest Section Time (Section)	0:11.42 (400-200)
Top Speed [km/h] (Section)	64.4 (400-200)
Race State	Finished



Eagle Farm QLD --Professional-2026-04-18
 Race 4: INSPIRED BUILT BENCHMARK 80 Handicap - 2406m
 18 April 2026 - 1:23PM
 Track Rating: Soft 5, Weather: Fine, Rail Position: +1m Entire Circuit



Section	L2406	L2200	L2000	L1800	L1600	L1400	L1200	L1000	L800	L600	L400	L200
Section Times	2:32.40 (0:14.70)	2:17.70 [6] (0:11.80)	2:05.89 [4] (0:12.24)	1:53.66 [4] (0:13.06)	1:40.59 [4] (0:13.18)	1:27.42 [4] (0:13.25)	1:14.17 [4] (0:13.52)	1:00.64 [4] (0:13.24)	0:47.40 [3] (0:11.96)	0:35.44 [4] (0:11.48)	0:23.97 [5] (0:11.42)	0:12.55 [8] (0:12.55)
Average Speed [km/h]	49.7	61.0	58.6	55.1	55.1	54.5	53.3	55.3	61.0	63.6	63.0	57.4
Top Speed [km/h]	59.5	62.0	61.2	55.6	55.5	54.9	54.8	58.0	62.5	64.1	64.4	61.0
Avg. Dist. to Rail [m]	7.6	1.6	0.7	0.6	2.1	2.3	3.1	3.2	2.9	2.7	5.4	8.4
Avg. Stride Freq. [Hz]	2.3	2.3	2.2	2.2	2.2	2.1	2.1	2.1	2.3	2.4	2.4	2.3
Avg. Stride Length [m]	6.6	7.5	7.6	7.2	7.2	7.2	7.2	7.3	7.5	7.6	7.4	7.1



- [] Ranking at each section and finish
- :-:- No data available at this section
- NA No data available

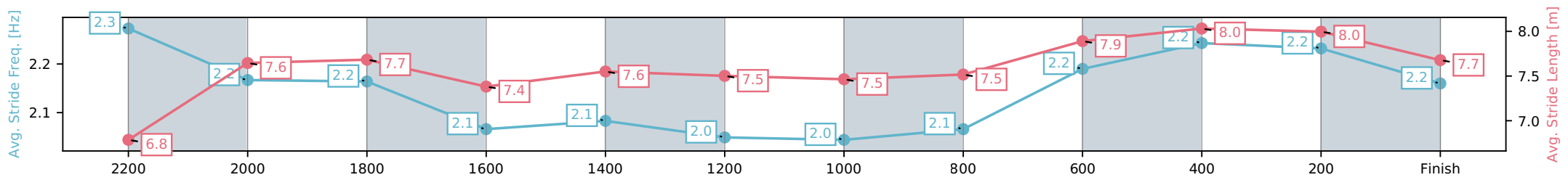
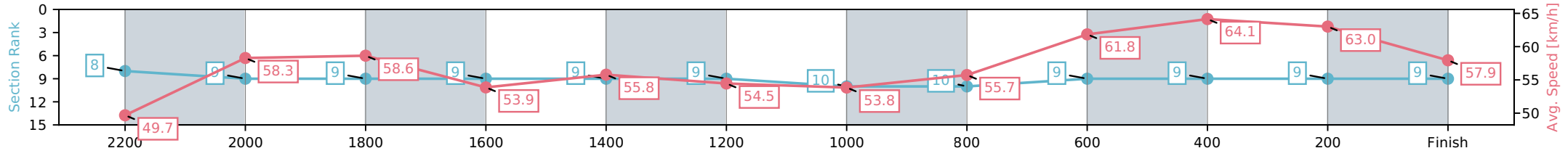
Horse/Jockey Name	Clyde/Jake Bayliss
Finish Rank	9
Fastest Section Time (Section)	0:11.36 (600-400)
Top Speed [km/h] (Section)	65.4 (600-400)
Race State	Finished



Eagle Farm QLD --Professional-2026-04-18
 Race 4: INSPIRED BUILT BENCHMARK 80 Handicap - 2406m
 18 April 2026 - 1:23PM
 Track Rating: Soft 5, Weather: Fine, Rail Position: +1m Entire Circuit



Section	L2406	L2200	L2000	L1800	L1600	L1400	L1200	L1000	L800	L600	L400	L200
Section Times	2:32.69 (0:14.71)	2:17.98 [9] (0:12.36)	2:05.62 [9] (0:12.28)	1:53.34 [9] (0:13.51)	1:39.83 [9] (0:13.06)	1:26.77 [9] (0:13.27)	1:13.50 [10] (0:13.38)	1:00.12 [10] (0:13.15)	0:46.96 [9] (0:11.79)	0:35.17 [9] (0:11.36)	0:23.81 [9] (0:11.42)	0:12.39 [9] (0:12.39)
Average Speed [km/h]	49.7	58.3	58.6	53.9	55.8	54.5	53.8	55.7	61.8	64.1	63.0	57.9
Top Speed [km/h]	60.3	59.6	61.2	55.3	56.5	55.7	55.2	59.5	63.6	65.4	65.1	60.5
Avg. Dist. to Rail [m]	8.1	1.6	0.6	2.0	3.4	3.4	4.1	3.4	2.8	2.3	4.6	7.5
Avg. Stride Freq. [Hz]	2.3	2.2	2.2	2.1	2.1	2.0	2.0	2.1	2.2	2.2	2.2	2.2
Avg. Stride Length [m]	6.8	7.6	7.7	7.4	7.6	7.5	7.5	7.5	7.9	8.0	8.0	7.7



[] Ranking at each section and finish
 -.-.- No data available at this section
 NA No data available

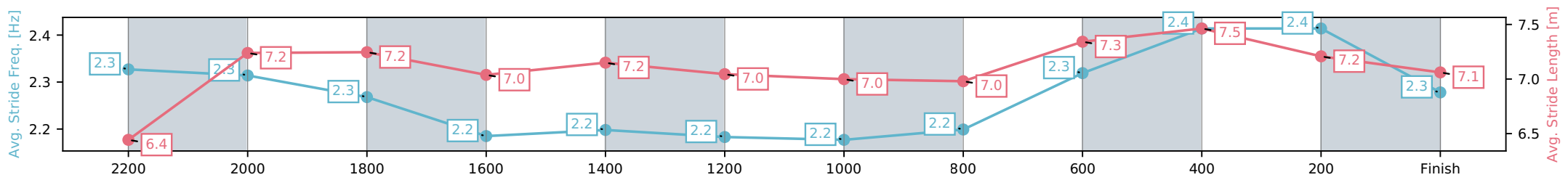
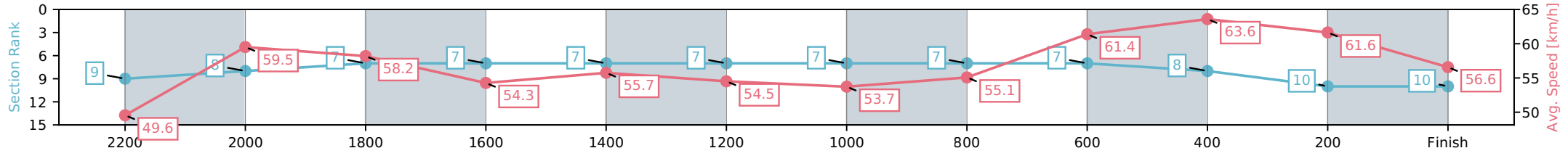
Horse/Jockey Name	Likeabeel/Dale Smith
Finish Rank	10
Fastest Section Time (Section)	0:11.46 (600-400)
Top Speed [km/h] (Section)	64.1 (600-400)
Race State	Finished



Eagle Farm QLD --Professional-2026-04-18
 Race 4: INSPIRED BUILT BENCHMARK 80 Handicap - 2406m
 18 April 2026 - 1:23PM
 Track Rating: Soft 5, Weather: Fine, Rail Position: +1m Entire Circuit



Section	L2406	L2200	L2000	L1800	L1600	L1400	L1200	L1000	L800	L600	L400	L200
Section Times	2:33.21 (0:14.75)	2:18.46 [8] (0:12.08)	2:06.38 [7] (0:12.34)	1:54.04 [7] (0:13.33)	1:40.71 [7] (0:13.05)	1:27.66 [7] (0:13.24)	1:14.43 [7] (0:13.40)	1:01.03 [7] (0:13.30)	0:47.73 [7] (0:11.86)	0:35.87 [8] (0:11.46)	0:24.41 [10] (0:11.69)	0:12.72 [10] (0:12.72)
Average Speed [km/h]	49.6	59.5	58.2	54.3	55.7	54.5	53.7	55.1	61.4	63.6	61.6	56.6
Top Speed [km/h]	60.2	61.3	59.7	55.9	56.3	55.1	55.0	57.5	63.1	64.1	63.3	59.7
Avg. Dist. to Rail [m]	4.0	0.4	0.7	0.8	3.0	3.0	3.2	2.8	2.4	2.7	4.6	4.9
Avg. Stride Freq. [Hz]	2.3	2.3	2.3	2.2	2.2	2.2	2.2	2.2	2.3	2.4	2.4	2.3
Avg. Stride Length [m]	6.4	7.2	7.2	7.0	7.2	7.0	7.0	7.0	7.3	7.5	7.2	7.1



[] Ranking at each section and finish
 -.-.- No data available at this section
 NA No data available

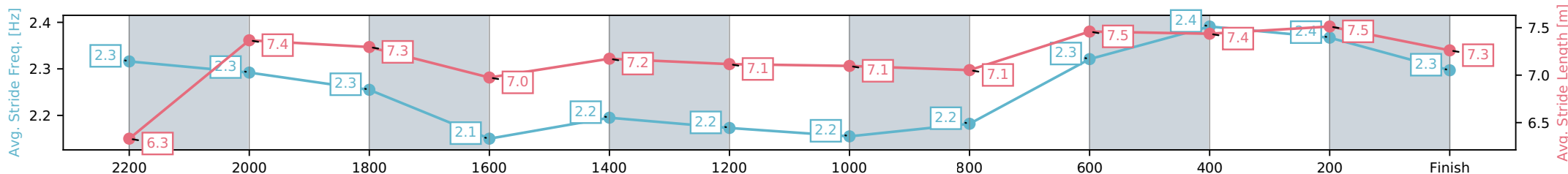
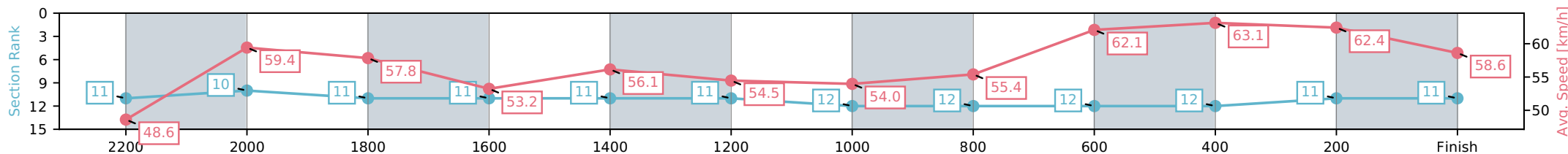
Horse/Jockey Name	Tewkesbury/Cejay Graham
Finish Rank	11
Fastest Section Time (Section)	0:11.50 (600-400)
Top Speed [km/h] (Section)	64.9 (600-400)
Race State	Finished



Eagle Farm QLD --Professional-2026-04-18
 Race 4: INSPIRED BUILT BENCHMARK 80 Handicap - 2406m
 18 April 2026 - 1:23PM
 Track Rating: Soft 5, Weather: Fine, Rail Position: +1m Entire Circuit



Section	L2406	L2200	L2000	L1800	L1600	L1400	L1200	L1000	L800	L600	L400	L200
Section Times	2:33.26 (0:15.06)	2:18.20 [10] (0:12.11)	2:06.09 [11] (0:12.44)	1:53.66 [11] (0:13.65)	1:40.00 [11] (0:12.98)	1:27.02 [11] (0:13.26)	1:13.76 [12] (0:13.36)	1:00.40 [12] (0:13.26)	0:47.14 [12] (0:11.80)	0:35.35 [12] (0:11.50)	0:23.84 [11] (0:11.54)	0:12.30 [11] (0:12.30)
Average Speed [km/h]	48.6	59.4	57.8	53.2	56.1	54.5	54.0	55.4	62.1	63.1	62.4	58.6
Top Speed [km/h]	61.8	60.8	59.5	54.6	57.0	56.2	55.8	59.3	64.3	64.9	63.5	61.6
Avg. Dist. to Rail [m]	8.0	0.6	0.8	1.8	3.2	3.2	4.0	3.8	3.8	1.7	3.6	6.1
Avg. Stride Freq. [Hz]	2.3	2.3	2.3	2.1	2.2	2.2	2.2	2.2	2.3	2.4	2.4	2.3
Avg. Stride Length [m]	6.3	7.4	7.3	7.0	7.2	7.1	7.1	7.1	7.5	7.4	7.5	7.3



- [] Ranking at each section and finish
- :-:- No data available at this section
- NA No data available

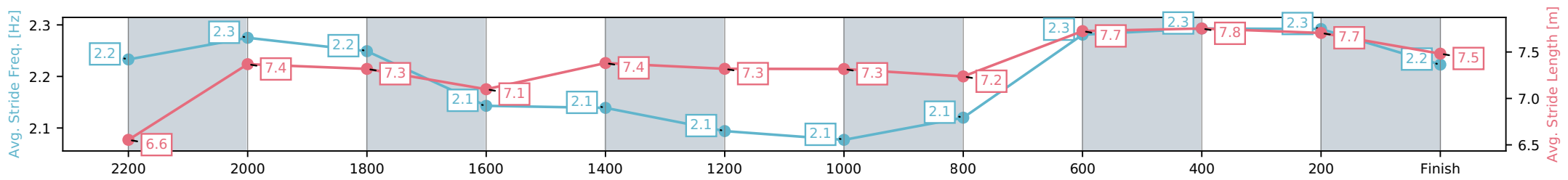
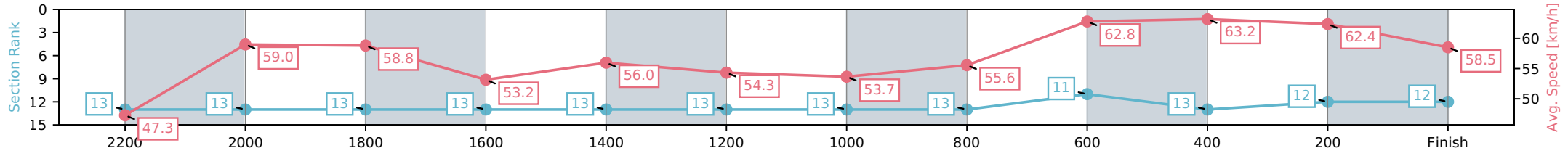
Horse/Jockey Name	Punjabi Landing/Andrew Mallyon
Finish Rank	12
Fastest Section Time (Section)	0:11.54 (400-200)
Top Speed [km/h] (Section)	64.2 (400-200)
Race State	Finished



Eagle Farm QLD --Professional-2026-04-18
 Race 4: INSPIRED BUILT BENCHMARK 80 Handicap - 2406m
 18 April 2026 - 1:23PM
 Track Rating: Soft 5, Weather: Fine, Rail Position: +1m Entire Circuit



Section	L2406	L2200	L2000	L1800	L1600	L1400	L1200	L1000	L800	L600	L400	L200
Section Times	2:33.34 (0:15.49)	2:17.85 [13] (0:12.21)	2:05.64 [13] (0:12.20)	1:53.44 [13] (0:13.63)	1:39.81 [13] (0:12.94)	1:26.87 [13] (0:13.27)	1:13.60 [13] (0:13.43)	1:00.16 [13] (0:13.08)	0:47.08 [11] (0:11.62)	0:35.46 [13] (0:11.59)	0:23.87 [12] (0:11.54)	0:12.33 [12] (0:12.33)
Average Speed [km/h]	47.3	59.0	58.8	53.2	56.0	54.3	53.7	55.6	62.8	63.2	62.4	58.5
Top Speed [km/h]	60.9	60.7	60.6	58.9	57.1	55.9	55.6	61.2	63.9	64.0	64.2	60.3
Avg. Dist. to Rail [m]	2.5	0.8	0.5	1.1	1.5	1.4	1.9	1.9	2.9	3.4	7.4	10.3
Avg. Stride Freq. [Hz]	2.2	2.3	2.2	2.1	2.1	2.1	2.1	2.1	2.3	2.3	2.3	2.2
Avg. Stride Length [m]	6.6	7.4	7.3	7.1	7.4	7.3	7.3	7.2	7.7	7.8	7.7	7.5



[] Ranking at each section and finish
 -:-:- No data available at this section
 NA No data available

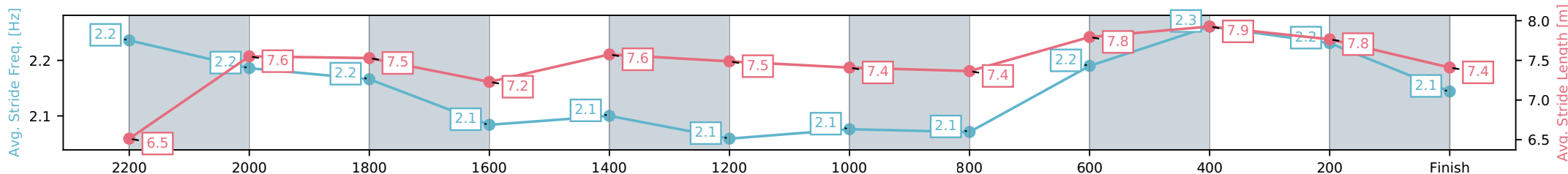
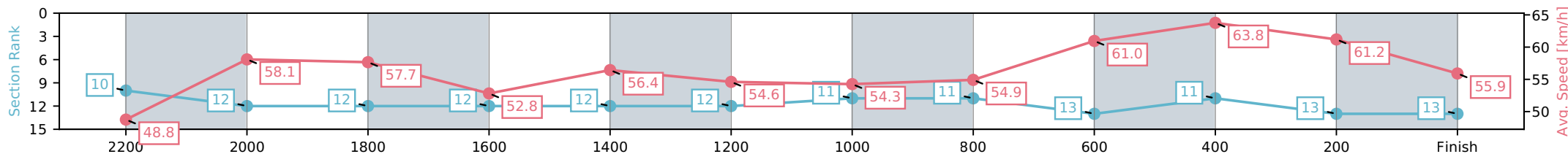
Horse/Jockey Name	Roller Coaster/Ron Stewart
Finish Rank	13
Fastest Section Time (Section)	0:11.35 (600-400)
Top Speed [km/h] (Section)	64.2 (600-400)
Race State	Finished



Eagle Farm QLD --Professional-2026-04-18
 Race 4: INSPIRED BUILT BENCHMARK 80 Handicap - 2406m
 18 April 2026 - 1:23PM
 Track Rating: Soft 5, Weather: Fine, Rail Position: +1m Entire Circuit



Section	L2406	L2200	L2000	L1800	L1600	L1400	L1200	L1000	L800	L600	L400	L200
Section Times	2:33.98 (0:14.96)	2:19.02 [12] (0:12.43)	2:06.59 [12] (0:12.43)	1:54.16 [12] (0:13.65)	1:40.51 [12] (0:12.86)	1:27.65 [12] (0:13.19)	1:14.46 [11] (0:13.28)	1:01.18 [11] (0:13.25)	0:47.94 [13] (0:11.93)	0:36.00 [11] (0:11.35)	0:24.66 [13] (0:11.78)	0:12.88 [13] (0:12.88)
Average Speed [km/h]	48.8	58.1	57.7	52.8	56.4	54.6	54.3	54.9	61.0	63.8	61.2	55.9
Top Speed [km/h]	60.8	59.7	59.2	55.1	57.3	56.1	55.8	60.0	62.8	64.2	63.2	58.7
Avg. Dist. to Rail [m]	8.2	1.0	0.6	0.5	1.4	1.1	1.9	2.2	2.4	1.0	3.0	6.0
Avg. Stride Freq. [Hz]	2.2	2.2	2.2	2.1	2.1	2.1	2.1	2.1	2.2	2.3	2.2	2.1
Avg. Stride Length [m]	6.5	7.6	7.5	7.2	7.6	7.5	7.4	7.4	7.8	7.9	7.8	7.4



- [] Ranking at each section and finish
- :-:- No data available at this section
- NA No data available



Eagle Farm QLD

Race 5: BAKER REFRIGERATION BENCHMARK 70 Handicap - 1600m

18 April 2026 - 1:58PM

Track Rating: Good 4, Weather: Fine, Rail Position: +1m Entire Circuit



BRISBANE
RACING CLUB

Field Times (Race Tempo) 1:36.75 (0:13.57) 1:23.18 (0:11.48) 1:11.70 (0:11.86) 0:59.84 (0:12.25) 0:47.59 (0:12.20) 0:35.39 (0:11.63) 0:23.76 (0:11.52) 0:12.24 (0:12.24)

Rank	TAB#	Horse	Overall Time	First 400m	Top Speed km/h (Section)	L1600	L1400	L1200	L1000	L800	L600	L400	L200
	(BAR#)	Jockey	Margin (DT-W)	Last 600m	Fastest Section (Time)	Start - 1400	1400 - 1200	1200 - 1000	1000 - 800	800 - 600	600 - 400	400 - 200	200 - Finish
1	4	Ocean Zar	1:36.75	0:25.77	64.5 (400-200)	1:36.75	1:22.62 [9]	1:10.98 [7]	0:59.08 [7]	0:47.02 [6]	0:34.97 [5]	0:23.49 [4]	0:12.22 [2]
	(3)	Jake Bayliss		0:34.97	400-200 (0:11.27)	(0:14.14)	(0:11.63)	(0:11.91)	0:12.05	(0:12.06)	(0:11.48)	(0:11.27)	(0:12.22)
2	6	Moon Sweeper	1:36.88	0:25.77	65.7 (400-200)	1:36.88	1:22.84 [8]	1:11.11 [8]	0:59.14 [8]	0:46.90 [8]	0:34.74 [9]	0:23.38 [6]	0:12.21 [4]
	(4)	Ben Thompson	0.8L (-1)	0:34.74	400-200 (0:11.18)	(0:14.04)	(0:11.73)	(0:11.96)	(0:12.24)	(0:12.17)	0:11.35	0:11.18	(0:12.21)
3	3	Captain Maverick	1:36.89	0:26.01	64.7 (400-200)	1:36.89	1:22.52 [10]	1:10.88 [10]	0:59.00 [11]	0:46.74 [11]	0:34.70 [10]	0:23.24 [9]	0:11.96 [9]
	(10)	Kyle Wilson-Taylor	0.8L (-1)	0:34.71	400-200 (0:11.28)	(0:14.37)	(0:11.64)	(0:11.88)	(0:12.27)	0:12.03	(0:11.47)	(0:11.28)	0:11.96
4	15	Golden Cross	1:37.10	0:25.86	65.6 (400-200)	1:37.10	1:23.14 [6]	1:11.24 [9]	0:59.32 [9]	0:47.00 [10]	0:34.84 [11]	0:23.29 [11]	0:12.09 [10]
	(11)	Michael Murphy	2.1L (+2)	0:34.84	400-200 (0:11.20)	(0:13.96)	(0:11.90)	(0:11.92)	(0:12.32)	(0:12.16)	(0:11.55)	(0:11.20)	(0:12.09)
5	2	Canberra Legend	1:37.12	0:25.17	64.8 (1400-1200)	1:37.12	1:23.45 [2]	1:11.94 [2]	0:59.98 [4]	0:47.69 [4]	0:35.46 [4]	0:23.80 [5]	0:12.40 [6]
	(6)	Jace McMurray	2.1L (-1)	0:35.46	400-200 (0:11.40)	(0:13.67)	(0:11.50)	(0:11.97)	(0:12.29)	(0:12.22)	(0:11.66)	(0:11.40)	(0:12.40)
6	10	Aratiri	1:37.24	0:25.05	65.0 (1400-1200)	1:37.24	1:23.67 [1]	1:12.19 [1]	1:00.22 [2]	0:48.03 [2]	0:35.80 [2]	0:24.25 [1]	0:12.73 [1]
	(5)	Corey Sutherland	2.9L (+4)	0:35.79	1400-1200 (0:11.48)	0:13.57	0:11.48	(0:11.97)	(0:12.19)	(0:12.24)	(0:11.54)	(0:11.52)	(0:12.73)
7	13	Starboard	1:37.29	0:25.35	64.6 (400-200)	1:37.29	1:23.54 [5]	1:11.94 [5]	0:59.95 [5]	0:47.66 [5]	0:35.41 [6]	0:23.76 [7]	0:12.41 [8]
	(2)	Daniel Moor	3.2L (+2)	0:35.42	400-200 (0:11.35)	(0:13.75)	(0:11.60)	(0:11.98)	(0:12.29)	(0:12.25)	(0:11.66)	(0:11.35)	(0:12.41)
8	14	Don'tcha Think	1:37.46	0:25.27	64.1 (400-200)	1:37.46	1:23.74 [4]	1:12.19 [4]	1:00.34 [3]	0:48.22 [3]	0:35.96 [3]	0:24.34 [3]	0:12.84 [3]
	(1)	Andrew Mallyon	4.2L (+3)	0:35.96	400-200 (0:11.50)	(0:13.72)	(0:11.55)	(0:11.84)	(0:12.13)	(0:12.26)	(0:11.62)	(0:11.50)	(0:12.84)
9	5	Ready For The Trip	1:37.54	0:25.59	63.7 (1400-1200)	1:37.54	1:23.57 [7]	1:11.95 [6]	0:59.98 [6]	0:47.68 [7]	0:35.48 [7]	0:23.77 [10]	0:12.28 [11]
	(9)	Ryan Maloney	4.7L (+1)	0:35.48	400-200 (0:11.49)	(0:13.97)	(0:11.62)	(0:11.98)	(0:12.29)	(0:12.20)	(0:11.71)	(0:11.49)	(0:12.28)
10	7	Amuseantes	1:37.56	0:26.01	65.6 (400-200)	1:37.56	1:23.14 [11]	1:11.55 [11]	0:59.73 [10]	0:47.56 [9]	0:35.43 [8]	0:24.01 [8]	0:12.79 [7]
	(7)	Vlad Duric	4.8L (+3)	0:35.43	400-200 (0:11.22)	(0:14.42)	(0:11.59)	(0:11.82)	(0:12.17)	(0:12.12)	(0:11.42)	(0:11.22)	(0:12.79)

Scratched: Make A Call (#1), Smart Action (#9), Divakara (#11), Spills (#12), Linthorpe Luck (#16)

Report Created: Sat 18 April 2026

(Note: Races are conducted over an approximate distance as close as possible to the advertised distance, and recorded data may vary accordingly. Official times refer to race times only and do not include handicap times.)

[] Position in running at each section and finish TAB# Saddle cloth number

-:-:- No data available at this section

NA No data available

DNT Did not track

BAR# Barrier/Gate Position

DNF Did not finish

DT-W Distance travelled compared to winner in metres

□ Fastest split

■ Fastest section



Eagle Farm QLD

Race 5: BAKER REFRIGERATION BENCHMARK 70 Handicap - 1600m

18 April 2026 - 1:58PM

Track Rating: Good 4, Weather: Fine, Rail Position: +1m Entire Circuit



BRISBANE
RACING CLUB

Field Times (Race Tempo) 1:36.75 (0:13.57) 1:23.18 (0:11.48) 1:11.70 (0:11.86) 0:59.84 (0:12.25) 0:47.59 (0:12.20) 0:35.39 (0:11.63) 0:23.76 (0:11.52) 0:12.24 (0:12.24)

Rank	TAB#	Horse	Overall Time	First 400m	Top Speed km/h (Section)	L1600	L1400	L1200	L1000	L800	L600	L400	L200
	(BAR#)	Jockey	Margin (DT-W)	Last 600m	Fastest Section (Time)	Start - 1400	1400 - 1200	1200 - 1000	1000 - 800	800 - 600	600 - 400	400 - 200	200 - Finish
11	8	Irama	1:38.03	0:25.18	63.9 (1600 - 1400)	1:38.03	1:24.34 [3]	1:12.85 [3]	1:01.12 [1]	0:48.87 [1]	0:36.67 [1]	0:25.00 [2]	0:13.35 [5]
	(8)	Angela Jones	7.5L (-1)	0:36.67	1400-1200 (0:11.49)	(0:13.69)	(0:11.49)	(0:11.73)	(0:12.25)	(0:12.20)	(0:11.67)	(0:11.65)	(0:13.35)

Scratched: Make A Call (#1), Smart Action (#9), Divakara (#11), Spills (#12), Linthorpe Luck (#16)

Report Created: Sat 18 April 2026

(Note: Races are conducted over an approximate distance as close as possible to the advertised distance, and recorded data may vary accordingly. Official times refer to race times only and do not include handicap times.)

[] Position in running at each section and finish TAB# Saddle cloth number

-:--:-- No data available at this section

NA No data available

DNT Did not track

BAR# Barrier/Gate Position

DNF Did not finish

DT-W Distance travelled compared to winner in metres

Fastest split

Fastest section

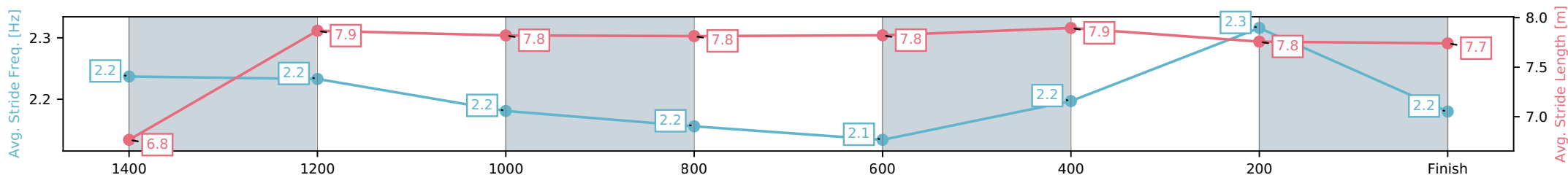
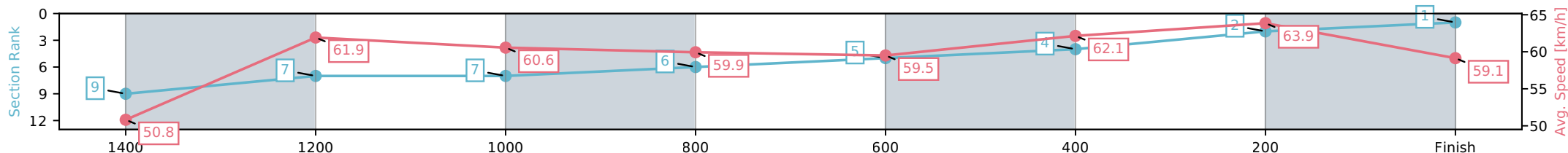
Horse/Jockey Name	Ocean Zar/Jake Bayliss
Finish Rank	1
Fastest Section Time (Section)	0:11.27 (400-200)
Top Speed [km/h] (Section)	64.5 (400-200)
Race State	Finished



Eagle Farm QLD --Professional-2026-04-18
 Race 5: BAKER REFRIGERATION BENCHMARK 70 Handicap - 1600m
 18 April 2026 - 1:58PM
 Track Rating: Good 4, Weather: Fine, Rail Position: +1m Entire Circuit



Section	L1600	L1400	L1200	L1000	L800	L600	L400	L200
Section Times	1:36.75 (0:14.14)	1:22.62 [7] (0:11.63)	1:10.98 [7] (0:11.91)	0:59.08 [6] (0:12.05)	0:47.02 [5] (0:12.06)	0:34.97 [4] (0:11.48)	0:23.49 [2] (0:11.27)	0:12.22 [1] (0:12.22)
Average Speed [km/h]	50.8	61.9	60.6	59.9	59.5	62.1	63.9	59.1
Top Speed [km/h]	63.1	63.2	61.2	60.8	60.2	63.7	64.5	62.6
Avg. Dist. to Rail [m]	6.6	1.3	1.9	0.7	0.7	1.8	1.2	0.5
Avg. Stride Freq. [Hz]	2.2	2.2	2.2	2.2	2.1	2.2	2.3	2.2
Avg. Stride Length [m]	6.8	7.9	7.8	7.8	7.8	7.9	7.8	7.7



[] Ranking at each section and finish
 -:-:- No data available at this section
 NA No data available

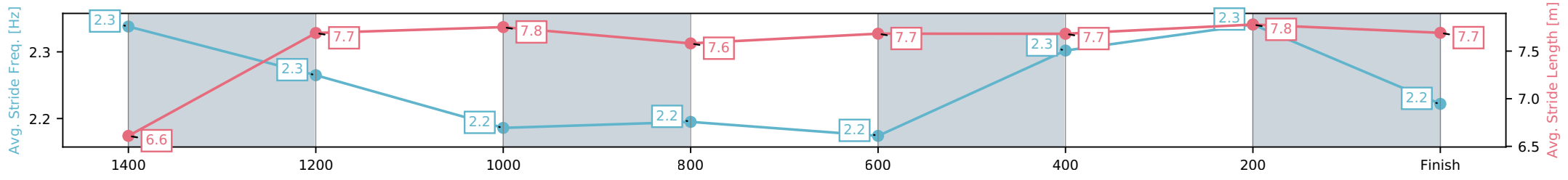
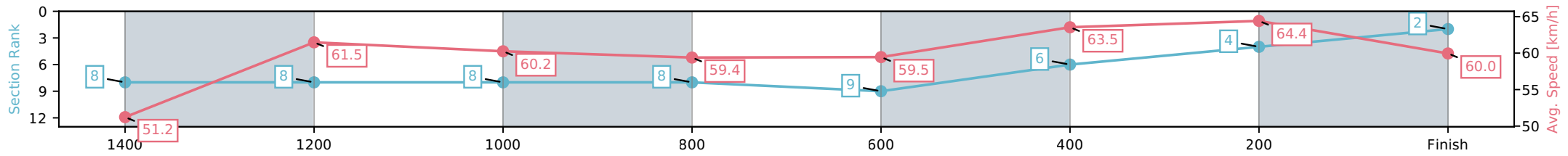
Horse/Jockey Name	Moon Sweeper/Ben Thompson
Finish Rank	2
Fastest Section Time (Section)	0:11.18 (400-200)
Top Speed [km/h] (Section)	65.7 (400-200)
Race State	Finished



Eagle Farm QLD --Professional-2026-04-18
 Race 5: BAKER REFRIGERATION BENCHMARK 70 Handicap
 - 1600m
 18 April 2026 - 1:58PM
 Track Rating: Good 4, Weather: Fine, Rail Position: +1m Entire Circuit



Section	L1600	L1400	L1200	L1000	L800	L600	L400	L200
Section Times	1:36.88 (0:14.04)	1:22.84 [8] (0:11.73)	1:11.11 [8] (0:11.96)	0:59.14 [8] (0:12.24)	0:46.90 [9] (0:12.17)	0:34.74 [6] (0:11.35)	0:23.38 [4] (0:11.18)	0:12.21 [2] (0:12.21)
Average Speed [km/h]	51.2	61.5	60.2	59.4	59.5	63.5	64.4	60.0
Top Speed [km/h]	63.5	63.4	61.6	60.4	59.9	65.3	65.7	62.5
Avg. Dist. to Rail [m]	8.1	2.9	3.3	1.8	0.9	0.6	4.2	4.8
Avg. Stride Freq. [Hz]	2.3	2.3	2.2	2.2	2.2	2.3	2.3	2.2
Avg. Stride Length [m]	6.6	7.7	7.8	7.6	7.7	7.7	7.8	7.7



[] Ranking at each section and finish
 -:-:- No data available at this section
 NA No data available

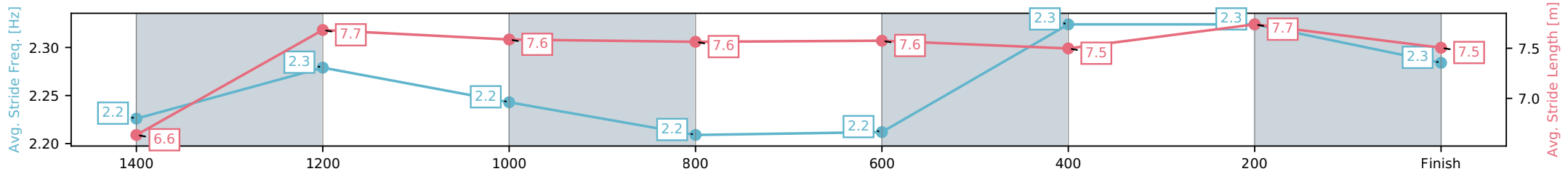
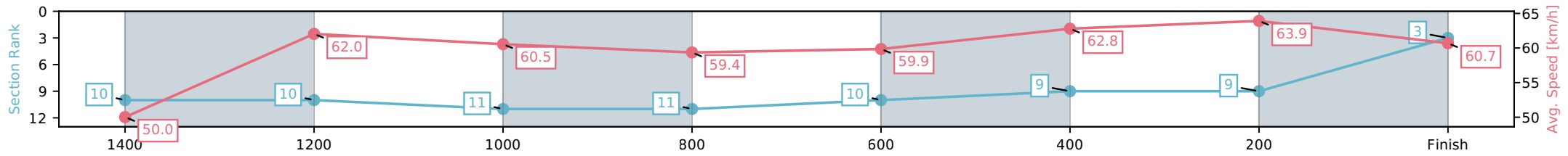
Horse/Jockey Name	Captain Maverick/Kyle Wilson-Taylor
Finish Rank	3
Fastest Section Time (Section)	0:11.28 (400-200)
Top Speed [km/h] (Section)	64.7 (400-200)
Race State	Finished



Eagle Farm QLD --Professional-2026-04-18
 Race 5: BAKER REFRIGERATION BENCHMARK 70 Handicap
 - 1600m
 18 April 2026 - 1:58PM
 Track Rating: Good 4, Weather: Fine, Rail Position: +1m Entire Circuit



Section	L1600	L1400	L1200	L1000	L800	L600	L400	L200
Section Times	1:36.89 (0:14.37)	1:22.52 [10] (0:11.64)	1:10.88 [11] (0:11.88)	0:59.00 [11] (0:12.27)	0:46.74 [10] (0:12.03)	0:34.70 [9] (0:11.47)	0:23.24 [9] (0:11.28)	0:11.96 [3] (0:11.96)
Average Speed [km/h]	50.0	62.0	60.5	59.4	59.9	62.8	63.9	60.7
Top Speed [km/h]	62.6	62.9	61.2	60.6	60.4	64.5	64.7	61.2
Avg. Dist. to Rail [m]	10.1	2.2	2.6	1.7	0.4	0.5	3.3	4.3
Avg. Stride Freq. [Hz]	2.2	2.3	2.2	2.2	2.2	2.3	2.3	2.3
Avg. Stride Length [m]	6.6	7.7	7.6	7.6	7.6	7.5	7.7	7.5



[] Ranking at each section and finish
 -:-:- No data available at this section
 NA No data available

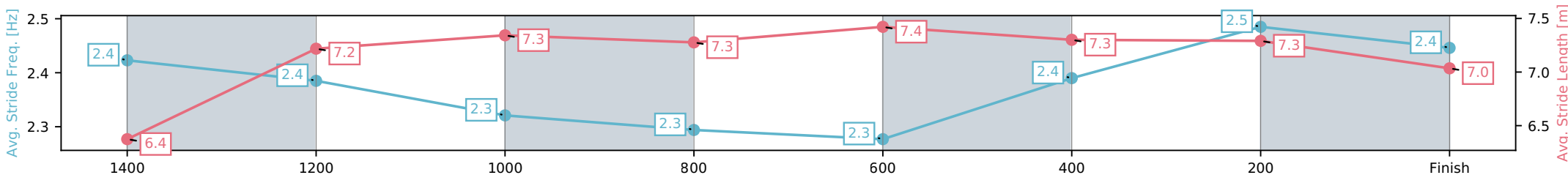
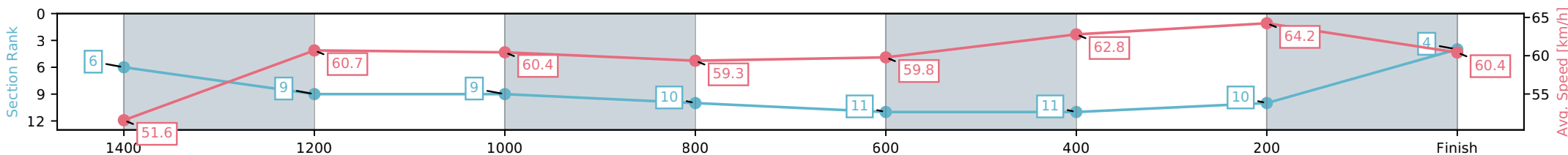
Horse/Jockey Name	Golden Cross/Michael Murphy
Finish Rank	4
Fastest Section Time (Section)	0:11.20 (400-200)
Top Speed [km/h] (Section)	65.6 (400-200)
Race State	Finished



Eagle Farm QLD --Professional-2026-04-18
 Race 5: BAKER REFRIGERATION BENCHMARK 70 Handicap
 - 1600m
 18 April 2026 - 1:58PM
 Track Rating: Good 4, Weather: Fine, Rail Position: +1m Entire Circuit



Section	L1600	L1400	L1200	L1000	L800	L600	L400	L200
Section Times	1:37.10 (0:13.96)	1:23.14 [9] (0:11.90)	1:11.24 [9] (0:11.92)	0:59.32 [10] (0:12.32)	0:47.00 [11] (0:12.16)	0:34.84 [11] (0:11.55)	0:23.29 [10] (0:11.20)	0:12.09 [4] (0:12.09)
Average Speed [km/h]	51.6	60.7	60.4	59.3	59.8	62.8	64.2	60.4
Top Speed [km/h]	64.4	64.1	61.4	60.7	60.7	65.6	65.6	62.8
Avg. Dist. to Rail [m]	13.2	3.6	3.4	2.9	2.0	1.7	4.7	5.7
Avg. Stride Freq. [Hz]	2.4	2.4	2.3	2.3	2.3	2.4	2.5	2.4
Avg. Stride Length [m]	6.4	7.2	7.3	7.3	7.4	7.3	7.3	7.0



[] Ranking at each section and finish
 -:-:- No data available at this section
 NA No data available

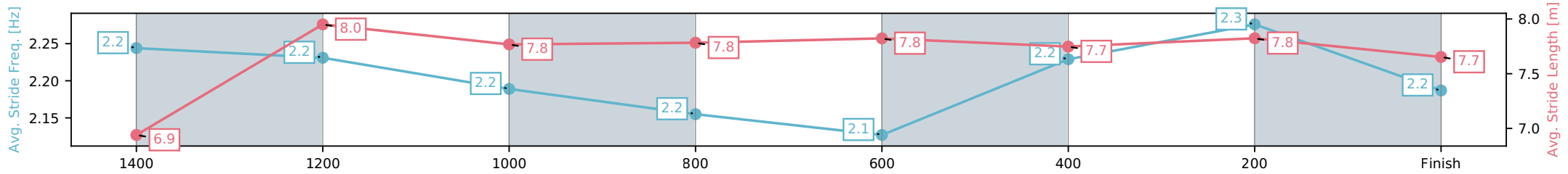
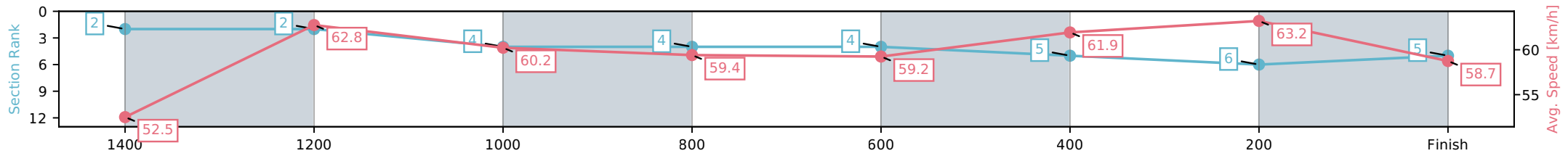
Horse/Jockey Name	Canberra Legend/Jace McMurray
Finish Rank	5
Fastest Section Time (Section)	0:11.40 (400-200)
Top Speed [km/h] (Section)	64.8 (1400-1200)
Race State	Finished



Eagle Farm QLD --Professional-2026-04-18
 Race 5: BAKER REFRIGERATION BENCHMARK 70 Handicap
 - 1600m
 18 April 2026 - 1:58PM
 Track Rating: Good 4, Weather: Fine, Rail Position: +1m Entire Circuit



Section	L1600	L1400	L1200	L1000	L800	L600	L400	L200
Section Times	1:37.12 (0:13.67)	1:23.45 [2] (0:11.50)	1:11.94 [4] (0:11.97)	0:59.98 [4] (0:12.29)	0:47.69 [4] (0:12.22)	0:35.46 [5] (0:11.66)	0:23.80 [6] (0:11.40)	0:12.40 [5] (0:12.40)
Average Speed [km/h]	52.5	62.8	60.2	59.4	59.2	61.9	63.2	58.7
Top Speed [km/h]	63.6	64.8	61.1	59.9	60.1	63.4	64.2	61.7
Avg. Dist. to Rail [m]	9.1	2.8	3.6	2.7	1.5	0.5	2.8	2.1
Avg. Stride Freq. [Hz]	2.2	2.2	2.2	2.2	2.1	2.2	2.3	2.2
Avg. Stride Length [m]	6.9	8.0	7.8	7.8	7.8	7.7	7.8	7.7



[] Ranking at each section and finish
 -:-:- No data available at this section
 NA No data available

Horse/Jockey Name	Aratiri/Corey Sutherland
Finish Rank	6
Fastest Section Time (Section)	0:11.48 (1400-1200)
Top Speed [km/h] (Section)	65.0 (1400-1200)
Race State	Finished



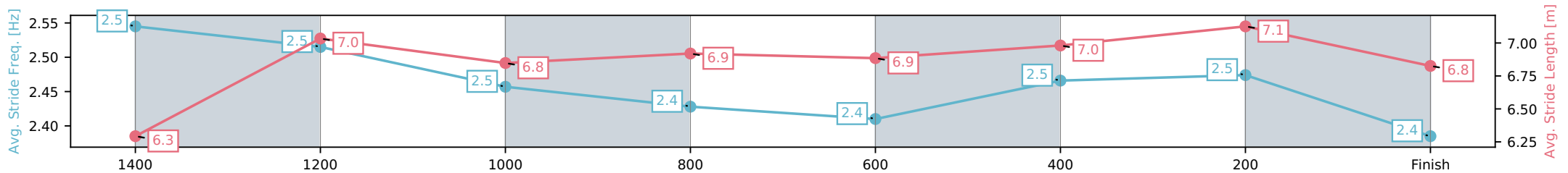
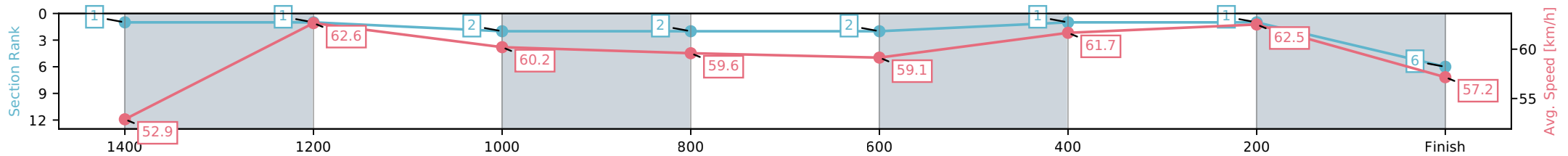
Eagle Farm QLD --Professional-2026-04-18
 Race 5: BAKER REFRIGERATION BENCHMARK 70 Handicap
 - 1600m



18 April 2026 - 1:58PM

Track Rating: Good 4, Weather: Fine, Rail Position: +1m Entire Circuit

Section	L1600	L1400	L1200	L1000	L800	L600	L400	L200
Section Times	1:37.24 (0:13.57)	1:23.67 [1] (0:11.48)	1:12.19 [2] (0:11.97)	1:00.22 [2] (0:12.19)	0:48.03 [2] (0:12.24)	0:35.80 [1] (0:11.54)	0:24.25 [1] (0:11.52)	0:12.73 [6] (0:12.73)
Average Speed [km/h]	52.9	62.6	60.2	59.6	59.1	61.7	62.5	57.2
Top Speed [km/h]	63.2	65.0	61.7	60.6	60.1	63.0	63.2	60.4
Avg. Dist. to Rail [m]	7.2	0.7	0.8	1.8	1.3	2.2	2.2	2.1
Avg. Stride Freq. [Hz]	2.5	2.5	2.5	2.4	2.4	2.5	2.5	2.4
Avg. Stride Length [m]	6.3	7.0	6.8	6.9	6.9	7.0	7.1	6.8



[] Ranking at each section and finish
 -:-:- No data available at this section
 NA No data available

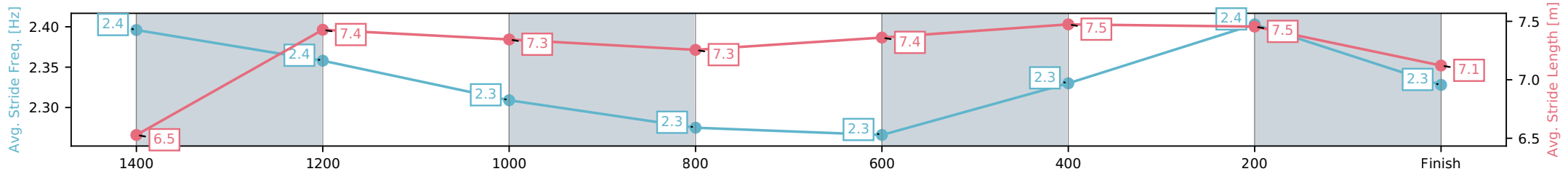
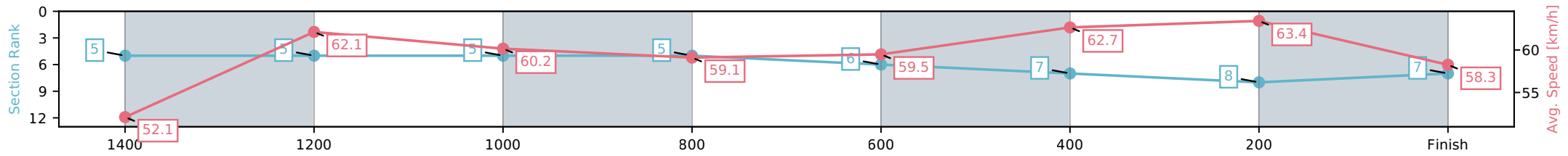
Horse/Jockey Name	Starboard/Daniel Moor
Finish Rank	7
Fastest Section Time (Section)	0:11.35 (400-200)
Top Speed [km/h] (Section)	64.6 (400-200)
Race State	Finished



Eagle Farm QLD --Professional-2026-04-18
 Race 5: BAKER REFRIGERATION BENCHMARK 70 Handicap - 1600m
 18 April 2026 - 1:58PM
 Track Rating: Good 4, Weather: Fine, Rail Position: +1m Entire Circuit



Section	L1600	L1400	L1200	L1000	L800	L600	L400	L200
Section Times	1:37.29 (0:13.75)	1:23.54 [5] (0:11.60)	1:11.94 [5] (0:11.98)	0:59.95 [5] (0:12.29)	0:47.66 [6] (0:12.25)	0:35.41 [7] (0:11.66)	0:23.76 [8] (0:11.35)	0:12.41 [7] (0:12.41)
Average Speed [km/h]	52.1	62.1	60.2	59.1	59.5	62.7	63.4	58.3
Top Speed [km/h]	63.2	64.3	61.0	59.9	60.1	64.3	64.6	61.6
Avg. Dist. to Rail [m]	6.6	0.9	1.2	1.8	2.5	3.0	6.6	7.1
Avg. Stride Freq. [Hz]	2.4	2.4	2.3	2.3	2.3	2.3	2.4	2.3
Avg. Stride Length [m]	6.5	7.4	7.3	7.3	7.4	7.5	7.5	7.1



[] Ranking at each section and finish
 -:-:- No data available at this section
 NA No data available

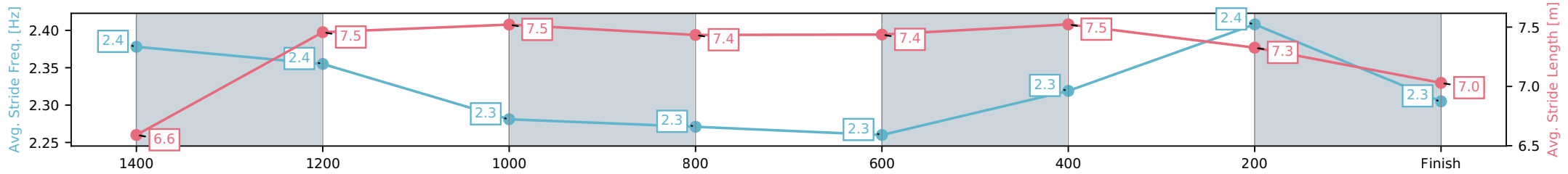
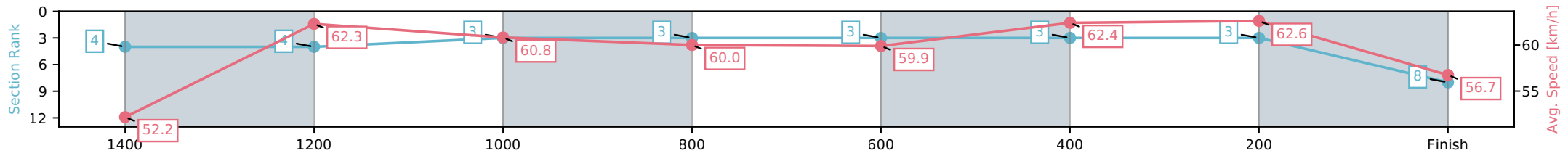
Horse/Jockey Name	Don'tcha Think/Andrew Mallyon
Finish Rank	8
Fastest Section Time (Section)	0:11.50 (400-200)
Top Speed [km/h] (Section)	64.1 (400-200)
Race State	Finished



Eagle Farm QLD --Professional-2026-04-18
 Race 5: BAKER REFRIGERATION BENCHMARK 70 Handicap
 - 1600m
 18 April 2026 - 1:58PM
 Track Rating: Good 4, Weather: Fine, Rail Position: +1m Entire Circuit



Section	L1600	L1400	L1200	L1000	L800	L600	L400	L200
Section Times	1:37.46 (0:13.72)	1:23.74 [4] (0:11.55)	1:12.19 [3] (0:11.84)	1:00.34 [3] (0:12.13)	0:48.22 [3] (0:12.26)	0:35.96 [3] (0:11.62)	0:24.34 [3] (0:11.50)	0:12.84 [8] (0:12.84)
Average Speed [km/h]	52.2	62.3	60.8	60.0	59.9	62.4	62.6	56.7
Top Speed [km/h]	64.1	63.6	61.4	60.7	60.5	63.7	64.1	59.7
Avg. Dist. to Rail [m]	5.4	0.6	0.8	2.4	4.0	1.4	2.3	1.6
Avg. Stride Freq. [Hz]	2.4	2.4	2.3	2.3	2.3	2.3	2.4	2.3
Avg. Stride Length [m]	6.6	7.5	7.5	7.4	7.4	7.5	7.3	7.0



[] Ranking at each section and finish
 -:-:- No data available at this section
 NA No data available

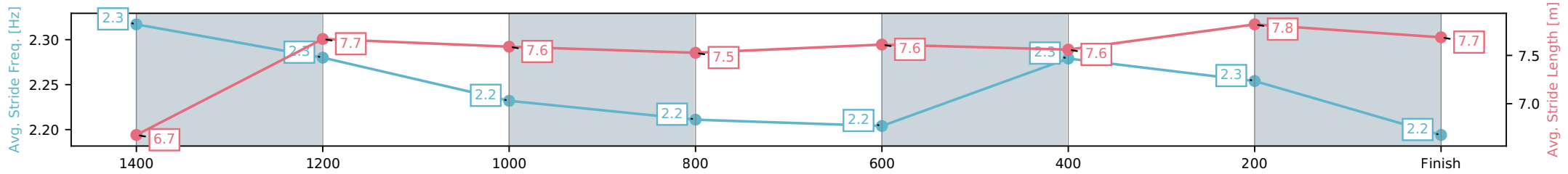
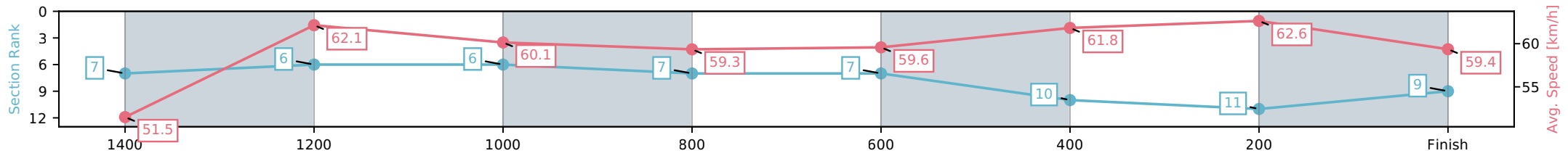
Horse/Jockey Name	Ready For The Trip/Ryan Maloney
Finish Rank	9
Fastest Section Time (Section)	0:11.49 (400-200)
Top Speed [km/h] (Section)	63.7 (1400-1200)
Race State	Finished



Eagle Farm QLD --Professional-2026-04-18
 Race 5: BAKER REFRIGERATION BENCHMARK 70 Handicap
 - 1600m
 18 April 2026 - 1:58PM
 Track Rating: Good 4, Weather: Fine, Rail Position: +1m Entire Circuit



Section	L1600	L1400	L1200	L1000	L800	L600	L400	L200
Section Times	1:37.54 (0:13.97)	1:23.57 [6] (0:11.62)	1:11.95 [6] (0:11.98)	0:59.98 [7] (0:12.29)	0:47.68 [7] (0:12.20)	0:35.48 [10] (0:11.71)	0:23.77 [11] (0:11.49)	0:12.28 [9] (0:12.28)
Average Speed [km/h]	51.5	62.1	60.1	59.3	59.6	61.8	62.6	59.4
Top Speed [km/h]	63.3	63.7	61.6	59.8	60.3	63.4	63.6	61.7
Avg. Dist. to Rail [m]	10.3	2.5	2.8	2.7	2.0	1.1	3.9	6.0
Avg. Stride Freq. [Hz]	2.3	2.3	2.2	2.2	2.2	2.3	2.3	2.2
Avg. Stride Length [m]	6.7	7.7	7.6	7.5	7.6	7.6	7.8	7.7



[] Ranking at each section and finish
 -:-:- No data available at this section
 NA No data available

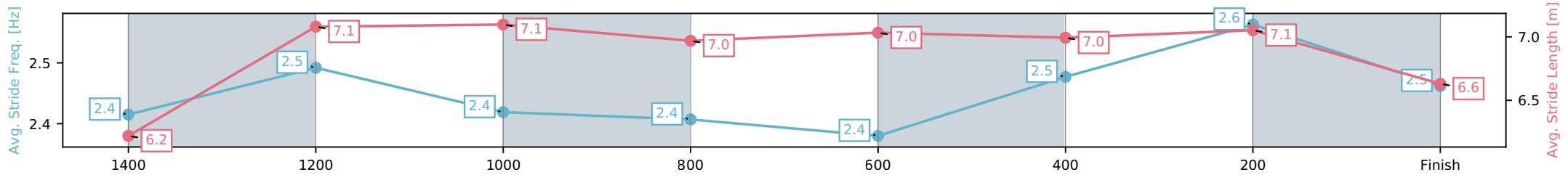
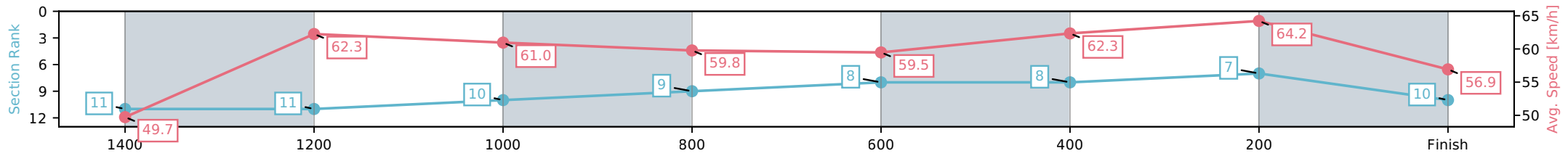
Horse/Jockey Name	Amuseantes/Vlad Duric
Finish Rank	10
Fastest Section Time (Section)	0:11.22 (400-200)
Top Speed [km/h] (Section)	65.6 (400-200)
Race State	Finished



Eagle Farm QLD --Professional-2026-04-18
 Race 5: BAKER REFRIGERATION BENCHMARK 70 Handicap
 - 1600m
 18 April 2026 - 1:58PM
 Track Rating: Good 4, Weather: Fine, Rail Position: +1m Entire Circuit



Section	L1600	L1400	L1200	L1000	L800	L600	L400	L200
Section Times	1:37.56 (0:14.42)	1:23.14 [11] (0:11.59)	1:11.55 [10] (0:11.82)	0:59.73 [9] (0:12.17)	0:47.56 [8] (0:12.12)	0:35.43 [8] (0:11.42)	0:24.01 [7] (0:11.22)	0:12.79 [10] (0:12.79)
Average Speed [km/h]	49.7	62.3	61.0	59.8	59.5	62.3	64.2	56.9
Top Speed [km/h]	63.4	63.6	62.2	61.3	61.0	64.2	65.6	62.3
Avg. Dist. to Rail [m]	8.0	2.2	3.1	1.9	0.8	2.0	0.5	1.8
Avg. Stride Freq. [Hz]	2.4	2.5	2.4	2.4	2.4	2.5	2.6	2.5
Avg. Stride Length [m]	6.2	7.1	7.1	7.0	7.0	7.0	7.1	6.6



[] Ranking at each section and finish
 -:-:- No data available at this section
 NA No data available

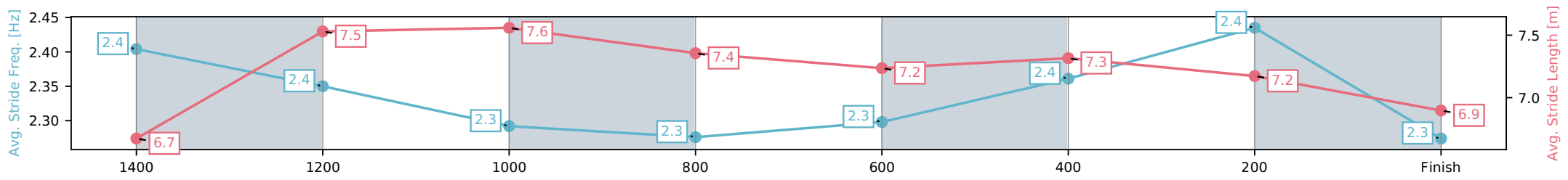
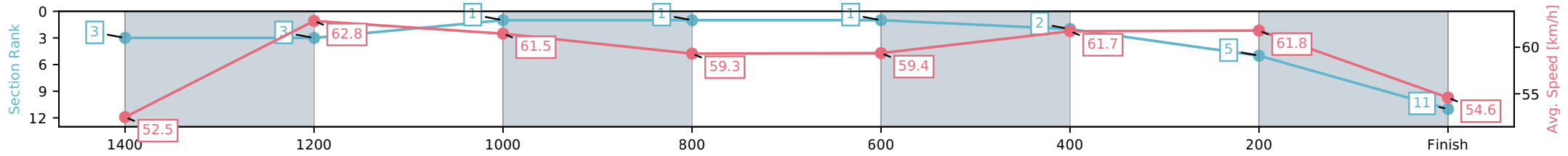
Horse/Jockey Name	Irama/Angela Jones
Finish Rank	11
Fastest Section Time (Section)	0:11.49 (1400-1200)
Top Speed [km/h] (Section)	63.9 (1600 - 1400)
Race State	Finished



Eagle Farm QLD --Professional-2026-04-18
 Race 5: BAKER REFRIGERATION BENCHMARK 70 Handicap - 1600m
 18 April 2026 - 1:58PM
 Track Rating: Good 4, Weather: Fine, Rail Position: +1m Entire Circuit



Section	L1600	L1400	L1200	L1000	L800	L600	L400	L200
Section Times	1:38.03 (0:13.69)	1:24.34 [3] (0:11.49)	1:12.85 [1] (0:11.73)	1:01.12 [1] (0:12.25)	0:48.87 [1] (0:12.20)	0:36.67 [2] (0:11.67)	0:25.00 [5] (0:11.65)	0:13.35 [11] (0:13.35)
Average Speed [km/h]	52.5	62.8	61.5	59.3	59.4	61.7	61.8	54.6
Top Speed [km/h]	63.9	63.5	62.5	60.7	60.7	62.7	63.5	60.0
Avg. Dist. to Rail [m]	10.2	3.0	3.2	1.6	1.4	0.4	1.0	2.0
Avg. Stride Freq. [Hz]	2.4	2.4	2.3	2.3	2.3	2.4	2.4	2.3
Avg. Stride Length [m]	6.7	7.5	7.6	7.4	7.2	7.3	7.2	6.9



[] Ranking at each section and finish
 -:-:- No data available at this section
 NA No data available



Eagle Farm QLD

Race 6: MOUNT FRANKLIN BENCHMARK 85 Handicap - 1200m

18 April 2026 - 2:36PM



BRISBANE
RACING CLUB

Track Rating: Good 4, Weather: Fine, Rail Position: +1m Entire Circuit

Field Times
(Race Tempo) 1:10.06 0:56.53 0:45.63 0:34.56 0:23.35 0:12.13
(0:13.53) (0:10.90) (0:11.07) (0:11.21) (0:11.21) (0:12.13)

Rank	TAB#	Horse	Overall Time	First 400m	Top Speed km/h (Section)	L1200	L1000	L800	L600	L400	L200		
	(BAR#)	Jockey	Margin (DT-W)	Last 600m	Fastest Section (Time)	Start - 1000	1000 - 800	800 - 600	600 - 400	400 - 200	200 - Finish		
1	14	Cosmo Centaurus	1:10.06	0:25.18	66.9 (1000-800)	1:10.06	0:56.14 [6]	0:44.88 [5]	0:33.89 [5]	0:22.74 [5]	0:11.72 [4]		
	(4)	Daniel Moor		0:33.89	800-600 (0:10.99)	(0:13.92)	(0:11.26)	(0:10.99)	(0:11.15)	(0:11.02)	(0:11.72)		
2	5	Soothsayer	1:10.12	0:24.84	72.5 (800-600)	1:10.12	0:56.30 [3]	0:45.28 [3]	0:34.18 [4]	0:23.05 [3]	0:11.99 [2]		
	(7)	Jace McMurray	0.3L (+4)	0:34.18	1000-800 (0:11.02)	(0:13.82)	(0:11.02)	(0:11.10)	(0:11.14)	(0:11.05)	(0:11.99)		
3	6	Sunset Dreaming	1:10.37	0:25.19	66.3 (800-600)	1:10.37	0:56.48 [5]	0:45.18 [6]	0:34.14 [6]	0:22.96 [6]	0:11.86 [6]		
	(1)	Ryan Maloney	1.8L (-6)	0:34.13	800-600 (0:11.04)	(0:13.89)	(0:11.30)	(0:11.04)	(0:11.18)	(0:11.09)	(0:11.86)		
4	15	Chalice Well	1:10.49	0:24.65	67.7 (1000-800)	1:10.49	0:56.93 [2]	0:45.84 [2]	0:34.65 [2]	0:23.42 [2]	0:12.24 [3]		
	(6)	Tiffani Brooker	2.5L (+5)	0:34.64	1000-800 (0:11.09)	(0:13.56)	(0:11.09)	(0:11.19)	(0:11.22)	(0:11.18)	(0:12.24)		
5	11	Now Is The Hour	1:10.50	0:24.43	68.3 (1000-800)	1:10.50	0:56.97 [1]	0:46.07 [1]	0:35.00 [1]	0:23.79 [1]	0:12.58 [1]		
	(8)	Angela Jones	2.5L (+2)	0:35.01	1000-800 (0:10.90)	(0:13.53)	(0:10.90)	(0:11.07)	(0:11.22)	(0:11.21)	(0:12.58)		
6	12	Zondee	1:10.56	0:25.66	67.8 (800-600)	1:10.56	0:56.27 [10]	0:44.89 [10]	0:33.96 [8]	0:22.72 [9]	0:11.78 [9]		
	(11)	Vlad Duric	2.9L (+7)	0:33.96	800-600 (0:10.93)	(0:14.29)	(0:11.37)	(0:10.93)	(0:11.25)	(0:10.93)	(0:11.78)		
7	7	Viminele	1:10.57	0:25.49	66.4 (400-200)	1:10.57	0:56.46 [7]	0:45.08 [7]	0:34.10 [7]	0:23.05 [7]	0:12.01 [7]		
	(3)	Jake Bayliss	3.0L (+0)	0:34.10	800-600 (0:10.99)	(0:14.11)	(0:11.38)	(0:10.99)	(0:11.05)	(0:11.04)	(0:12.01)		
8	4	Pocket Full	1:10.79	0:24.89	67.3 (1000-800)	1:10.79	0:56.96 [4]	0:45.90 [4]	0:34.90 [3]	0:23.69 [4]	0:12.36 [5]		
	(5)	Jag Guthmann-Chester	4.3L (-2)	0:34.90	800-600 (0:11.00)	(0:13.82)	(0:11.07)	(0:11.00)	(0:11.21)	(0:11.33)	(0:12.36)		
9	2	Boys Night Out	1:10.84	0:25.95	67.2 (800-600)	1:10.84	0:56.32 [12]	0:44.89 [12]	0:33.87 [12]	0:22.84 [10]	0:11.86 [10]		
	(12)	Andrew Mallyon	4.6L (+0)	0:33.87	400-200 (0:10.98)	(0:14.52)	(0:11.43)	(0:11.02)	(0:11.03)	(0:10.98)	(0:11.86)		
10	9	Russian Alliance	1:10.99	0:25.53	67.2 (400-200)	1:10.99	0:56.83 [8]	0:45.46 [8]	0:34.38 [9]	0:23.42 [8]	0:12.38 [8]		
	(9)	Kyle Wilson-Taylor	5.5L (+1)	0:34.37	600-400 (0:10.95)	(0:14.16)	(0:11.37)	(0:11.08)	(0:10.95)	(0:11.04)	(0:12.38)		

Scratched: En Pointe (#8), Bundella (#10), Hidden Melody (#13)

Report Created: Sat 18 April 2026

(Note: Races are conducted over an approximate distance as close as possible to the advertised distance, and recorded data may vary accordingly. Official times refer to race times only and do not include handicap times.)

[] Position in running at each section and finish TAB# Saddle cloth number

-:--:- No data available at this section

NA No data available

DNT Did not track

BAR# Barrier/Gate Position

DNF Did not finish

DT-W Distance travelled compared to winner in metres

Fastest split

Fastest section



Eagle Farm QLD
Race 6: MOUNT FRANKLIN BENCHMARK 85 Handicap - 1200m
 18 April 2026 - 2:36PM



BRISBANE
RACING CLUB

Track Rating: Good 4, Weather: Fine, Rail Position: +1m Entire Circuit

Field Times 1:10.06 0:56.53 0:45.63 0:34.56 0:23.35 0:12.13
 (Race Tempo) (0:13.53) (0:10.90) (0:11.07) (0:11.21) (0:11.21) (0:12.13)

Rank	TAB#	Horse	Overall Time	First 400m	Top Speed km/h (Section)	L1200	L1000	L800	L600	L400	L200		
	(BAR#)	Jockey	Margin (DT-W)	Last 600m	Fastest Section (Time)	Start - 1000	1000 - 800	800 - 600	600 - 400	400 - 200	200 - Finish		
11	3	Our Magnus	1:11.38	0:25.66	68.0 (800-600)	1:11.38	0:57.20 [9]	0:45.72 [9]	0:34.56 [10]	0:23.16 [12]	0:12.07 [12]		
	(10)	Corey Sutherland	7.8L (+16)	0:34.56	400-200 (0:11.09)	(0:14.18)	(0:11.48)	(0:11.16)	(0:11.40)	(0:11.09)	(0:12.07)		
12	1	Speed Legend	1:11.83	0:25.85	66.6 (400-200)	1:11.83	0:57.38 [11]	0:45.99 [11]	0:34.92 [11]	0:23.77 [11]	0:12.61 [11]		
	(2)	Ryan Wiggins	10.4L (-3)	0:34.92	800-600 (0:11.07)	(0:14.45)	(0:11.40)	(0:11.07)	(0:11.14)	(0:11.17)	(0:12.61)		

Scratched: En Pointe (#8), Bundella (#10), Hidden Melody (#13)

Report Created: Sat 18 April 2026

(Note: Races are conducted over an approximate distance as close as possible to the advertised distance, and recorded data may vary accordingly. Official times refer to race times only and do not include handicap times.)

[] Position in running at each section and finish TAB# Saddle cloth number
 -:-:- No data available at this section BAR# Barrier/Gate Position
 NA No data available DNF Did not finish
 DNT Did not track DT-W Distance travelled compared to winner in metres

Fastest split
 Fastest section

Horse/Jockey Name	Cosmo Centaurus/Daniel Moor
Finish Rank	1
Fastest Section Time (Section)	0:10.99 (800-600)
Top Speed [km/h] (Section)	66.9 (1000-800)
Race State	Finished



Eagle Farm QLD --Professional-2026-04-18

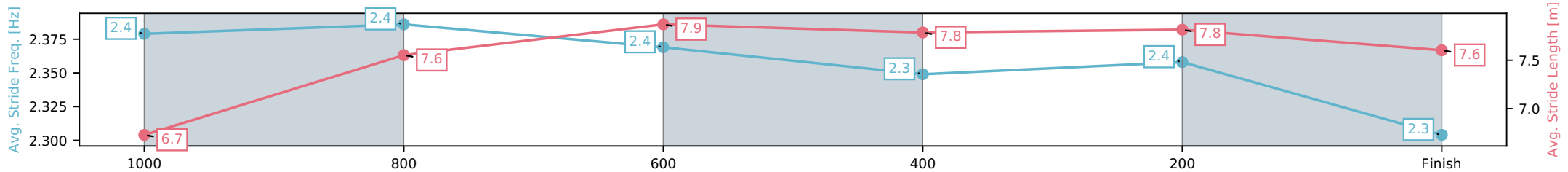
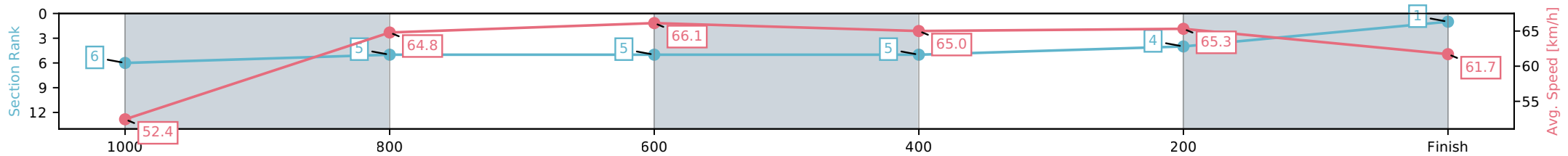
Race 6: MOUNT FRANKLIN BENCHMARK 85 Handicap - 1200m

18 April 2026 - 2:36PM



Track Rating: Good 4, Weather: Fine, Rail Position: +1m Entire Circuit

Section	L1200	L1000	L800	L600	L400	L200
Section Times	1:10.06 (0:13.92)	0:56.14 [5] (0:11.26)	0:44.88 [5] (0:10.99)	0:33.89 [5] (0:11.15)	0:22.74 [4] (0:11.02)	0:11.72 [1] (0:11.72)
Average Speed [km/h]	52.4	64.8	66.1	65.0	65.3	61.7
Top Speed [km/h]	64.4	66.9	66.8	66.6	66.6	64.2
Avg. Dist. to Rail [m]	2.5	2.6	2.1	1.4	4.2	5.4
Avg. Stride Freq. [Hz]	2.4	2.4	2.4	2.3	2.4	2.3
Avg. Stride Length [m]	6.7	7.6	7.9	7.8	7.8	7.6



- [] Ranking at each section and finish
- :-:- No data available at this section
- NA No data available

Horse/Jockey Name	Soothsayer/Jace McMurray
Finish Rank	2
Fastest Section Time (Section)	0:11.02 (1000-800)
Top Speed [km/h] (Section)	72.5 (800-600)
Race State	Finished



Eagle Farm QLD --Professional-2026-04-18

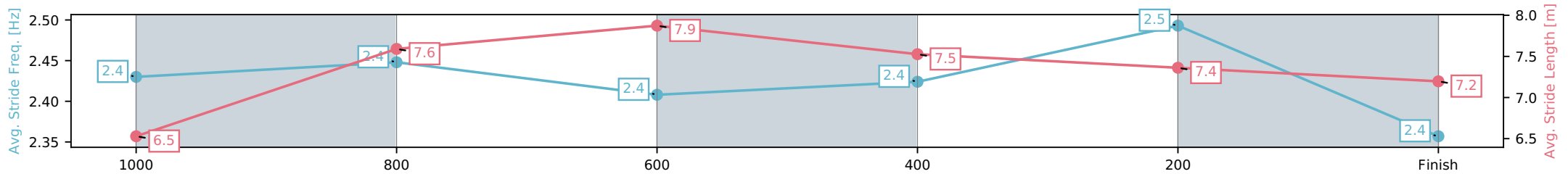
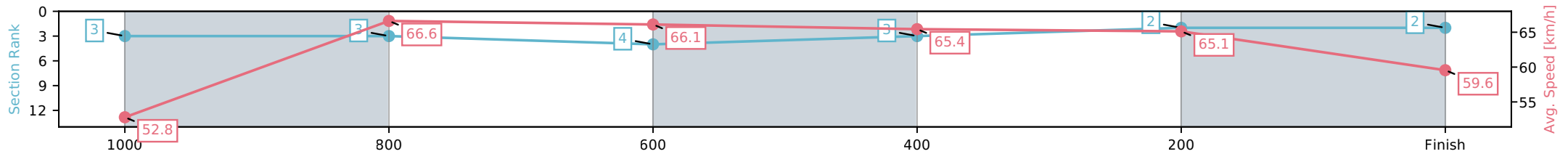
Race 6: MOUNT FRANKLIN BENCHMARK 85 Handicap - 1200m

18 April 2026 - 2:36PM



Track Rating: Good 4, Weather: Fine, Rail Position: +1m Entire Circuit

Section	L1200	L1000	L800	L600	L400	L200
Section Times	1:10.12 (0:13.82)	0:56.30 [3] (0:11.02)	0:45.28 [4] (0:11.10)	0:34.18 [3] (0:11.14)	0:23.05 [2] (0:11.05)	0:11.99 [2] (0:11.99)
Average Speed [km/h]	52.8	66.6	66.1	65.4	65.1	59.6
Top Speed [km/h]	65.2	67.8	72.5	66.4	66.3	63.2
Avg. Dist. to Rail [m]	5.6	3.9	4.2	2.4	5.4	6.1
Avg. Stride Freq. [Hz]	2.4	2.4	2.4	2.4	2.5	2.4
Avg. Stride Length [m]	6.5	7.6	7.9	7.5	7.4	7.2



[] Ranking at each section and finish
 -:-:- No data available at this section
 NA No data available

Horse/Jockey Name	Sunset Dreaming/Ryan Maloney
Finish Rank	3
Fastest Section Time (Section)	0:11.04 (800-600)
Top Speed [km/h] (Section)	66.3 (800-600)
Race State	Finished



Eagle Farm QLD --Professional-2026-04-18

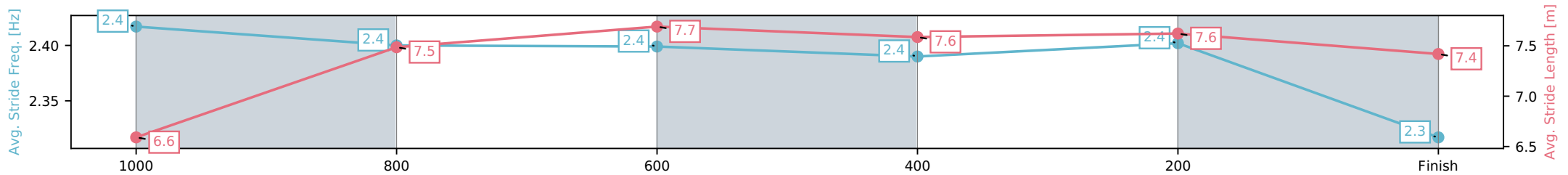
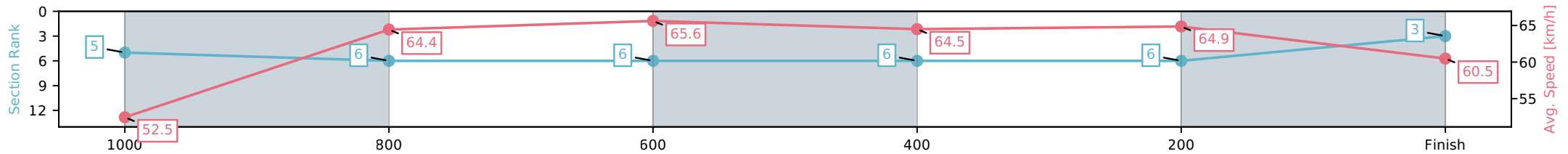
Race 6: MOUNT FRANKLIN BENCHMARK 85 Handicap - 1200m

18 April 2026 - 2:36PM



Track Rating: Good 4, Weather: Fine, Rail Position: +1m Entire Circuit

Section	L1200	L1000	L800	L600	L400	L200
Section Times	1:10.37 (0:13.89)	0:56.48 [6] (0:11.30)	0:45.18 [6] (0:11.04)	0:34.14 [6] (0:11.18)	0:22.96 [6] (0:11.09)	0:11.86 [3] (0:11.86)
Average Speed [km/h]	52.5	64.4	65.6	64.5	64.9	60.5
Top Speed [km/h]	64.0	66.2	66.3	65.0	65.6	63.2
Avg. Dist. to Rail [m]	1.1	2.0	1.6	0.6	1.3	5.1
Avg. Stride Freq. [Hz]	2.4	2.4	2.4	2.4	2.4	2.3
Avg. Stride Length [m]	6.6	7.5	7.7	7.6	7.6	7.4



- [] Ranking at each section and finish
- :-:- No data available at this section
- NA No data available

Horse/Jockey Name	Chalice Well/Tiffani Brooker
Finish Rank	4
Fastest Section Time (Section)	0:11.09 (1000-800)
Top Speed [km/h] (Section)	67.7 (1000-800)
Race State	Finished



Eagle Farm QLD --Professional-2026-04-18

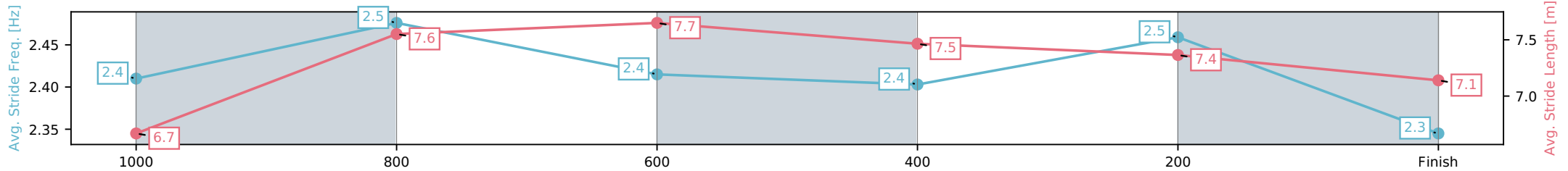
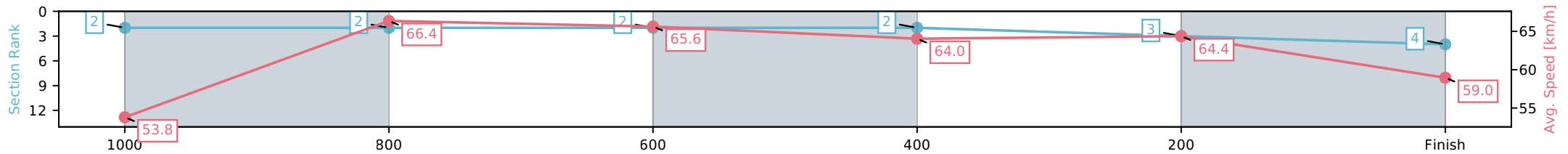
Race 6: MOUNT FRANKLIN BENCHMARK 85 Handicap - 1200m

18 April 2026 - 2:36PM



Track Rating: Good 4, Weather: Fine, Rail Position: +1m Entire Circuit

Section	L1200	L1000	L800	L600	L400	L200
Section Times	1:10.49 (0:13.56)	0:56.93 [2] (0:11.09)	0:45.84 [2] (0:11.19)	0:34.65 [2] (0:11.22)	0:23.42 [3] (0:11.18)	0:12.24 [4] (0:12.24)
Average Speed [km/h]	53.8	66.4	65.6	64.0	64.4	59.0
Top Speed [km/h]	67.6	67.7	67.1	65.9	66.3	63.7
Avg. Dist. to Rail [m]	5.0	4.3	4.4	0.7	2.0	5.0
Avg. Stride Freq. [Hz]	2.4	2.5	2.4	2.4	2.5	2.3
Avg. Stride Length [m]	6.7	7.6	7.7	7.5	7.4	7.1



- [] Ranking at each section and finish
- :-:- No data available at this section
- NA No data available

Horse/Jockey Name	Now Is The Hour/Angela Jones
Finish Rank	5
Fastest Section Time (Section)	0:10.90 (1000-800)
Top Speed [km/h] (Section)	68.3 (1000-800)
Race State	Finished



Eagle Farm QLD --Professional-2026-04-18

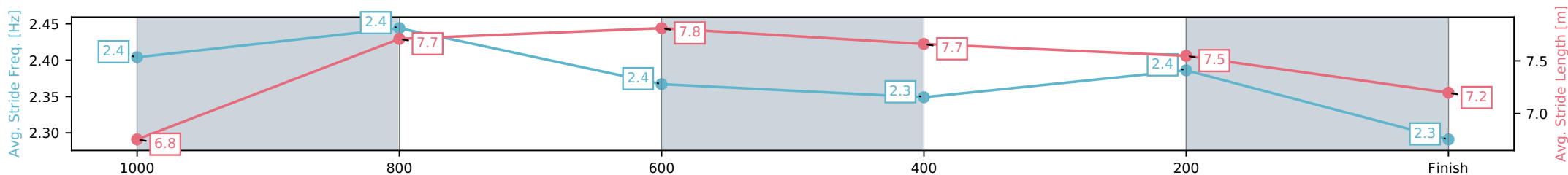
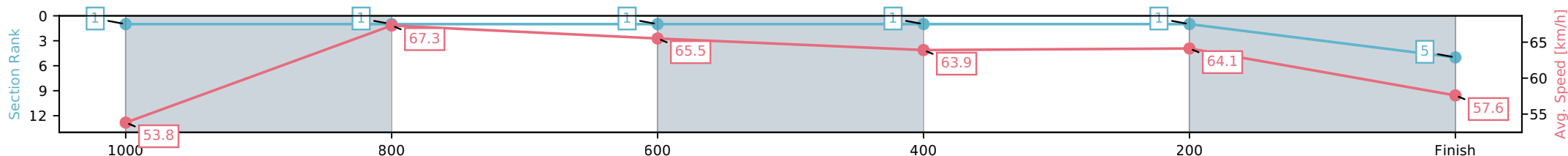
Race 6: MOUNT FRANKLIN BENCHMARK 85 Handicap - 1200m

18 April 2026 - 2:36PM



Track Rating: Good 4, Weather: Fine, Rail Position: +1m Entire Circuit

Section	L1200	L1000	L800	L600	L400	L200
Section Times	1:10.50 (0:13.53)	0:56.97 [1] (0:10.90)	0:46.07 [1] (0:11.07)	0:35.00 [1] (0:11.22)	0:23.79 [1] (0:11.21)	0:12.58 [5] (0:12.58)
Average Speed [km/h]	53.8	67.3	65.5	63.9	64.1	57.6
Top Speed [km/h]	66.3	68.3	66.9	64.7	64.8	61.7
Avg. Dist. to Rail [m]	6.8	3.5	1.4	1.1	0.2	2.4
Avg. Stride Freq. [Hz]	2.4	2.4	2.4	2.3	2.4	2.3
Avg. Stride Length [m]	6.8	7.7	7.8	7.7	7.5	7.2



- [] Ranking at each section and finish
- :-:- No data available at this section
- NA No data available

Horse/Jockey Name	Zondee/Vlad Duric
Finish Rank	6
Fastest Section Time (Section)	0:10.93 (800-600)
Top Speed [km/h] (Section)	67.8 (800-600)
Race State	Finished



Eagle Farm QLD --Professional-2026-04-18

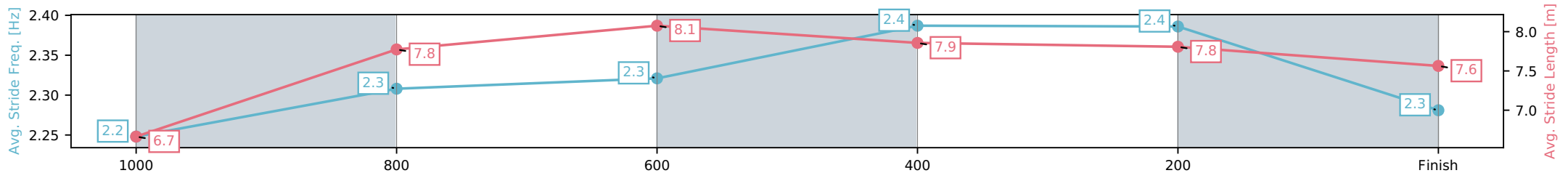
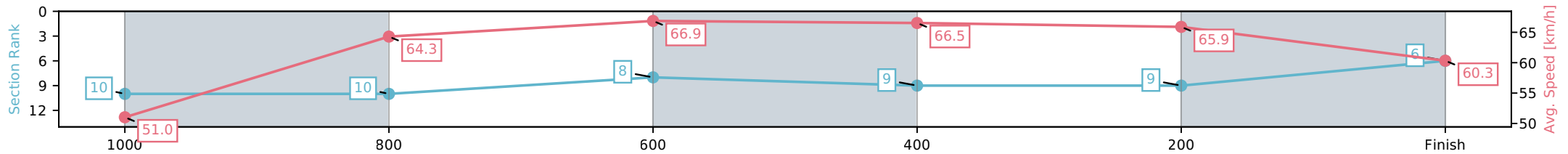
Race 6: MOUNT FRANKLIN BENCHMARK 85 Handicap - 1200m

18 April 2026 - 2:36PM



Track Rating: Good 4, Weather: Fine, Rail Position: +1m Entire Circuit

Section	L1200	L1000	L800	L600	L400	L200
Section Times	1:10.56 (0:14.29)	0:56.27 [10] (0:11.37)	0:44.89 [8] (0:10.93)	0:33.96 [9] (0:11.25)	0:22.72 [9] (0:10.93)	0:11.78 [6] (0:11.78)
Average Speed [km/h]	51.0	64.3	66.9	66.5	65.9	60.3
Top Speed [km/h]	64.0	65.3	67.8	67.1	67.7	64.2
Avg. Dist. to Rail [m]	6.7	2.7	3.6	7.8	13.0	11.6
Avg. Stride Freq. [Hz]	2.2	2.3	2.3	2.4	2.4	2.3
Avg. Stride Length [m]	6.7	7.8	8.1	7.9	7.8	7.6



[] Ranking at each section and finish
 -:-:- No data available at this section
 NA No data available

Horse/Jockey Name	Viminele/Jake Bayliss
Finish Rank	7
Fastest Section Time (Section)	0:10.99 (800-600)
Top Speed [km/h] (Section)	66.4 (400-200)
Race State	Finished



Eagle Farm QLD --Professional-2026-04-18

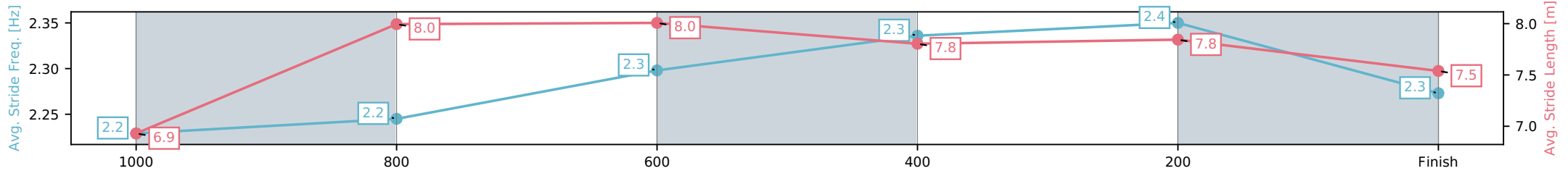
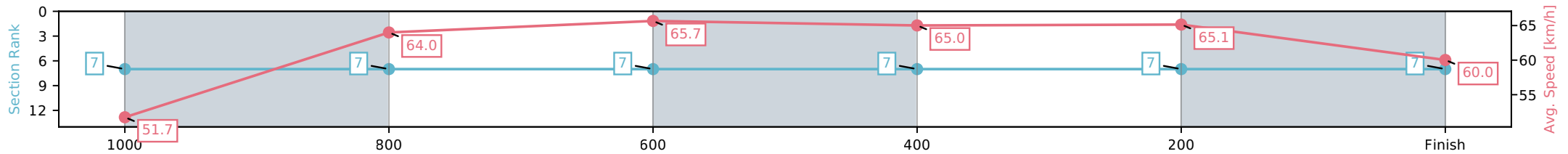
Race 6: MOUNT FRANKLIN BENCHMARK 85 Handicap - 1200m

18 April 2026 - 2:36PM



Track Rating: Good 4, Weather: Fine, Rail Position: +1m Entire Circuit

Section	L1200	L1000	L800	L600	L400	L200
Section Times	1:10.57 (0:14.11)	0:56.46 [7] (0:11.38)	0:45.08 [7] (0:10.99)	0:34.10 [7] (0:11.05)	0:23.05 [7] (0:11.04)	0:12.01 [7] (0:12.01)
Average Speed [km/h]	51.7	64.0	65.7	65.0	65.1	60.0
Top Speed [km/h]	63.5	65.3	66.1	66.0	66.4	63.0
Avg. Dist. to Rail [m]	2.1	2.1	0.8	0.7	0.5	0.7
Avg. Stride Freq. [Hz]	2.2	2.2	2.3	2.3	2.4	2.3
Avg. Stride Length [m]	6.9	8.0	8.0	7.8	7.8	7.5



- [] Ranking at each section and finish
- :-:- No data available at this section
- NA No data available

Horse/Jockey Name	Pocket Full/Jag Guthmann-Chester
Finish Rank	8
Fastest Section Time (Section)	0:11.00 (800-600)
Top Speed [km/h] (Section)	67.3 (1000-800)
Race State	Finished



Eagle Farm QLD --Professional-2026-04-18

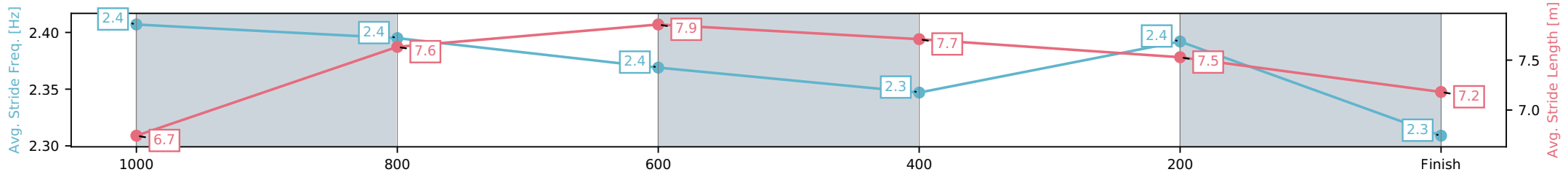
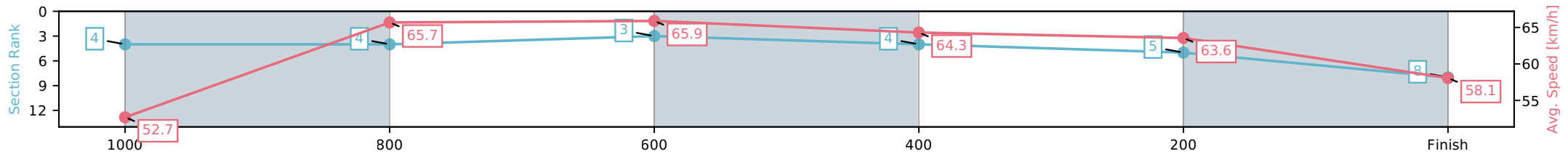
Race 6: MOUNT FRANKLIN BENCHMARK 85 Handicap - 1200m

18 April 2026 - 2:36PM



Track Rating: Good 4, Weather: Fine, Rail Position: +1m Entire Circuit

Section	L1200	L1000	L800	L600	L400	L200
Section Times	1:10.79 (0:13.82)	0:56.96 [4] (0:11.07)	0:45.90 [3] (0:11.00)	0:34.90 [4] (0:11.21)	0:23.69 [5] (0:11.33)	0:12.36 [8] (0:12.36)
Average Speed [km/h]	52.7	65.7	65.9	64.3	63.6	58.1
Top Speed [km/h]	66.2	67.3	67.2	65.1	64.7	61.6
Avg. Dist. to Rail [m]	4.4	1.8	1.3	0.4	1.0	3.4
Avg. Stride Freq. [Hz]	2.4	2.4	2.4	2.3	2.4	2.3
Avg. Stride Length [m]	6.7	7.6	7.9	7.7	7.5	7.2



[] Ranking at each section and finish
 -:-:- No data available at this section
 NA No data available

Horse/Jockey Name	Boys Night Out/Andrew Mallyon
Finish Rank	9
Fastest Section Time (Section)	0:10.98 (400-200)
Top Speed [km/h] (Section)	67.2 (800-600)
Race State	Finished



Eagle Farm QLD --Professional-2026-04-18

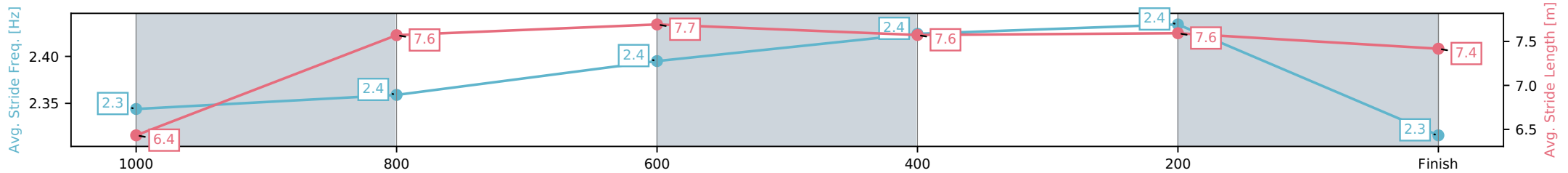
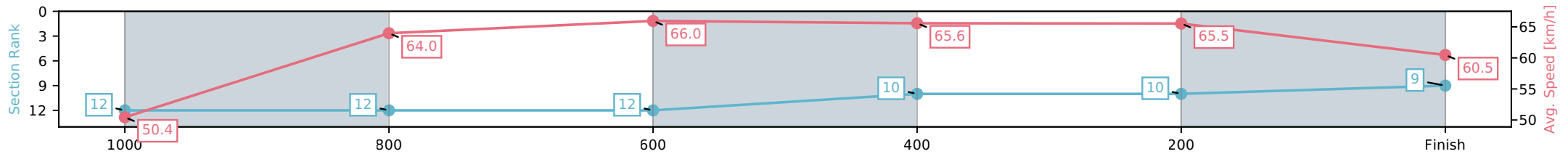
Race 6: MOUNT FRANKLIN BENCHMARK 85 Handicap - 1200m

18 April 2026 - 2:36PM



Track Rating: Good 4, Weather: Fine, Rail Position: +1m Entire Circuit

Section	L1200	L1000	L800	L600	L400	L200
Section Times	1:10.84 (0:14.52)	0:56.32 [12] (0:11.43)	0:44.89 [12] (0:11.02)	0:33.87 [10] (0:11.03)	0:22.84 [10] (0:10.98)	0:11.86 [9] (0:11.86)
Average Speed [km/h]	50.4	64.0	66.0	65.6	65.5	60.5
Top Speed [km/h]	63.5	64.6	67.2	66.4	66.6	63.5
Avg. Dist. to Rail [m]	8.1	3.0	2.0	1.0	2.7	3.7
Avg. Stride Freq. [Hz]	2.3	2.4	2.4	2.4	2.4	2.3
Avg. Stride Length [m]	6.4	7.6	7.7	7.6	7.6	7.4



- [] Ranking at each section and finish
- :-:- No data available at this section
- NA No data available

Horse/Jockey Name	Russian Alliance/Kyle Wilson-Taylor
Finish Rank	10
Fastest Section Time (Section)	0:10.95 (600-400)
Top Speed [km/h] (Section)	67.2 (400-200)
Race State	Finished



Eagle Farm QLD --Professional-2026-04-18

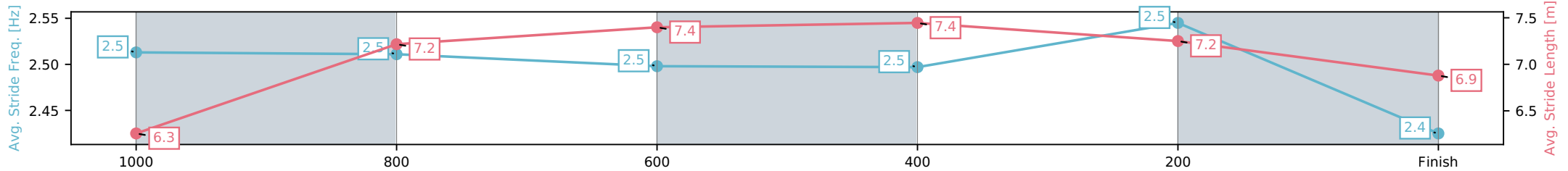
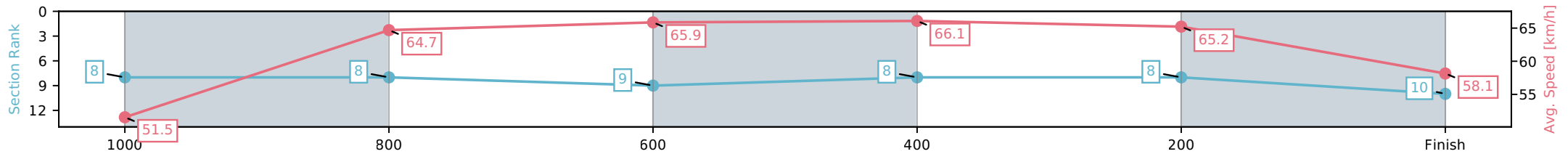
Race 6: MOUNT FRANKLIN BENCHMARK 85 Handicap - 1200m

18 April 2026 - 2:36PM



Track Rating: Good 4, Weather: Fine, Rail Position: +1m Entire Circuit

Section	L1200	L1000	L800	L600	L400	L200
Section Times	1:10.99 (0:14.16)	0:56.83 [8] (0:11.37)	0:45.46 [9] (0:11.08)	0:34.38 [8] (0:10.95)	0:23.42 [8] (0:11.04)	0:12.38 [10] (0:12.38)
Average Speed [km/h]	51.5	64.7	65.9	66.1	65.2	58.1
Top Speed [km/h]	64.3	66.2	66.5	67.2	67.2	62.3
Avg. Dist. to Rail [m]	6.4	4.2	2.8	1.1	8.6	10.3
Avg. Stride Freq. [Hz]	2.5	2.5	2.5	2.5	2.5	2.4
Avg. Stride Length [m]	6.3	7.2	7.4	7.4	7.2	6.9



[] Ranking at each section and finish
 -:-:- No data available at this section
 NA No data available

Horse/Jockey Name	Our Magnus/Corey Sutherland
Finish Rank	11
Fastest Section Time (Section)	0:11.09 (400-200)
Top Speed [km/h] (Section)	68.0 (800-600)
Race State	Finished



Eagle Farm QLD --Professional-2026-04-18

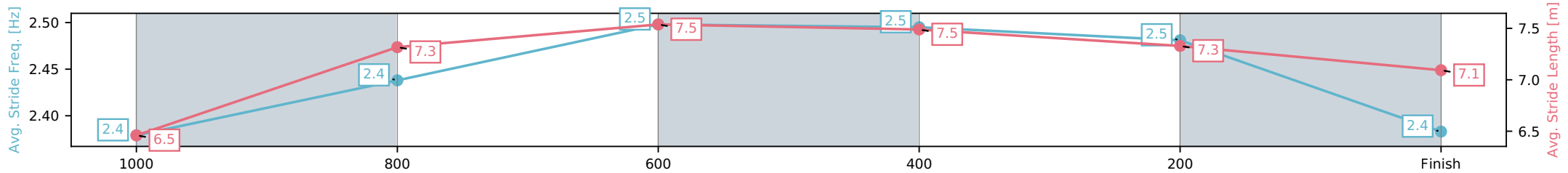
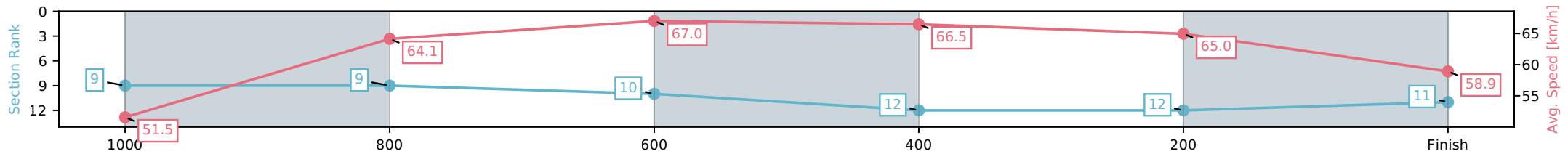
Race 6: MOUNT FRANKLIN BENCHMARK 85 Handicap - 1200m

18 April 2026 - 2:36PM



Track Rating: Good 4, Weather: Fine, Rail Position: +1m Entire Circuit

Section	L1200	L1000	L800	L600	L400	L200
Section Times	1:11.38 (0:14.18)	0:57.20 [9] (0:11.48)	0:45.72 [10] (0:11.16)	0:34.56 [12] (0:11.40)	0:23.16 [12] (0:11.09)	0:12.07 [11] (0:12.07)
Average Speed [km/h]	51.5	64.1	67.0	66.5	65.0	58.9
Top Speed [km/h]	61.8	65.9	68.0	67.4	66.5	62.3
Avg. Dist. to Rail [m]	7.2	4.5	8.2	10.4	13.1	16.0
Avg. Stride Freq. [Hz]	2.4	2.4	2.5	2.5	2.5	2.4
Avg. Stride Length [m]	6.5	7.3	7.5	7.5	7.3	7.1



- [] Ranking at each section and finish
- :-:- No data available at this section
- NA No data available

Horse/Jockey Name	Speed Legend/Ryan Wiggins
Finish Rank	12
Fastest Section Time (Section)	0:11.07 (800-600)
Top Speed [km/h] (Section)	66.6 (400-200)
Race State	Finished



Eagle Farm QLD --Professional-2026-04-18

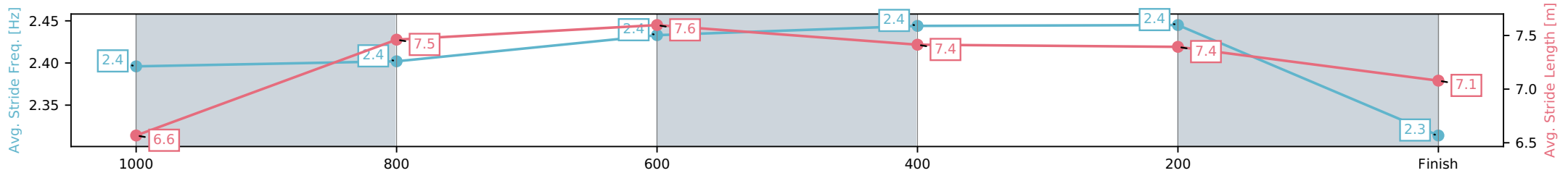
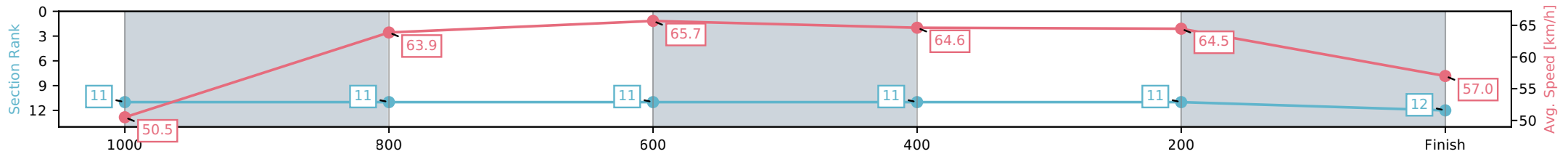
Race 6: MOUNT FRANKLIN BENCHMARK 85 Handicap - 1200m

18 April 2026 - 2:36PM



Track Rating: Good 4, Weather: Fine, Rail Position: +1m Entire Circuit

Section	L1200	L1000	L800	L600	L400	L200
Section Times	1:11.83 (0:14.45)	0:57.38 [11] (0:11.40)	0:45.99 [11] (0:11.07)	0:34.92 [11] (0:11.14)	0:23.77 [11] (0:11.17)	0:12.61 [12] (0:12.61)
Average Speed [km/h]	50.5	63.9	65.7	64.6	64.5	57.0
Top Speed [km/h]	65.2	66.2	66.2	65.2	66.6	62.3
Avg. Dist. to Rail [m]	1.4	2.0	2.3	0.7	3.8	4.3
Avg. Stride Freq. [Hz]	2.4	2.4	2.4	2.4	2.4	2.3
Avg. Stride Length [m]	6.6	7.5	7.6	7.4	7.4	7.1

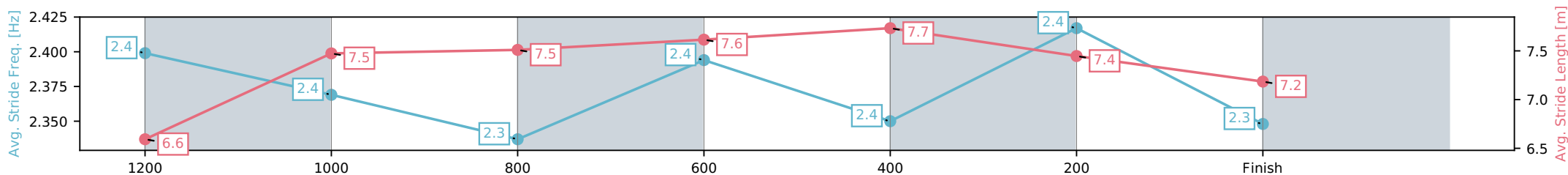
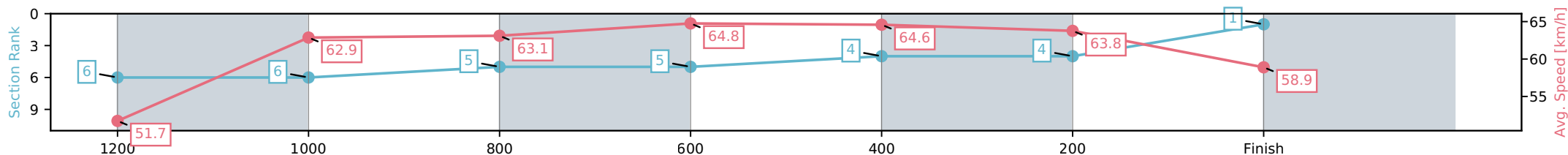


- [] Ranking at each section and finish
- :-:- No data available at this section
- NA No data available

Horse/Jockey Name	Ten Deep/Emily Lang
Finish Rank	1
Fastest Section Time (Section)	0:11.19 (800-600)
Top Speed [km/h] (Section)	65.9 (600-400)
Race State	Finished



Section	L1400	L1200	L1000	L800	L600	L400	L200
Section Times	1:23.07 (0:14.12)	1:08.94 [6] (0:11.47)	0:57.48 [5] (0:11.50)	0:45.98 [5] (0:11.19)	0:34.79 [4] (0:11.23)	0:23.56 [4] (0:11.29)	0:12.27 [1] (0:12.27)
Average Speed [km/h]	51.7	62.9	63.1	64.8	64.6	63.8	58.9
Top Speed [km/h]	63.9	64.2	65.4	65.5	65.9	64.5	62.5
Avg. Dist. to Rail [m]	4.6	3.1	1.3	1.3	1.8	7.9	10.1
Avg. Stride Freq. [Hz]	2.4	2.4	2.3	2.4	2.4	2.4	2.3
Avg. Stride Length [m]	6.6	7.5	7.5	7.6	7.7	7.4	7.2

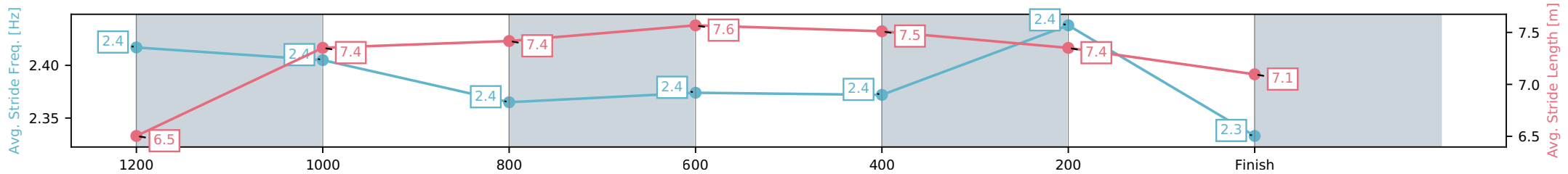
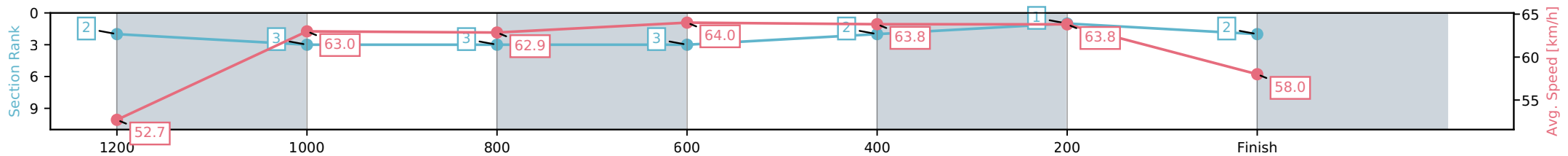


- [] Ranking at each section and finish
- :-:- No data available at this section
- NA No data available

Horse/Jockey Name	True To Form/Andrew Mallyon
Finish Rank	2
Fastest Section Time (Section)	0:11.24 (800-600)
Top Speed [km/h] (Section)	64.9 (400-200)
Race State	Finished



Section	L1400	L1200	L1000	L800	L600	L400	L200
Section Times	1:23.25 (0:13.84)	1:09.41 [3] (0:11.44)	0:57.97 [3] (0:11.54)	0:46.43 [3] (0:11.24)	0:35.19 [2] (0:11.27)	0:23.91 [1] (0:11.30)	0:12.61 [2] (0:12.61)
Average Speed [km/h]	52.7	63.0	62.9	64.0	63.8	63.8	58.0
Top Speed [km/h]	62.5	63.8	64.0	64.5	64.3	64.9	62.5
Avg. Dist. to Rail [m]	2.5	2.2	1.3	0.2	0.6	4.3	7.6
Avg. Stride Freq. [Hz]	2.4	2.4	2.4	2.4	2.4	2.4	2.3
Avg. Stride Length [m]	6.5	7.4	7.4	7.6	7.5	7.4	7.1

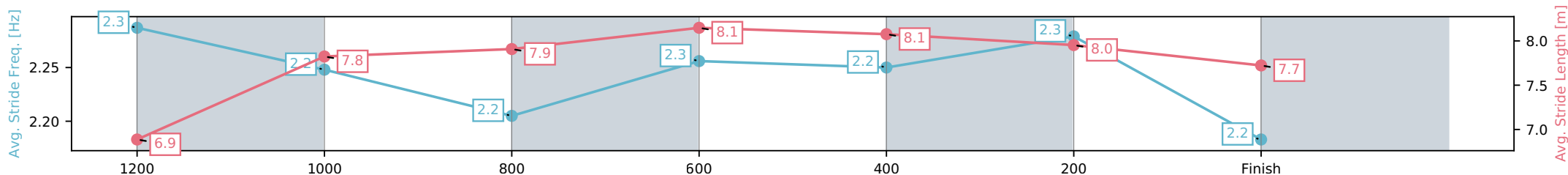
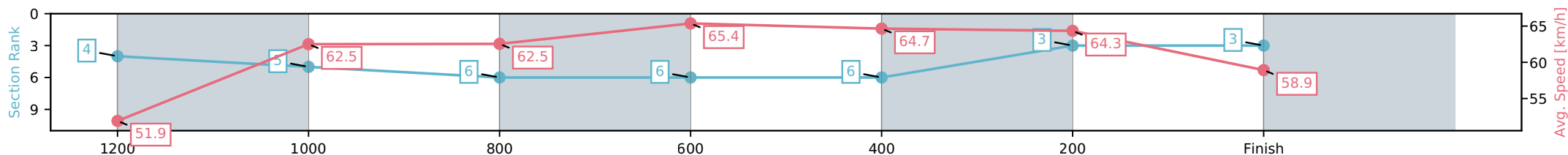


[] Ranking at each section and finish
 -:-:- No data available at this section
 NA No data available

Horse/Jockey Name	Last Command/Jace McMurray
Finish Rank	3
Fastest Section Time (Section)	0:11.10 (800-600)
Top Speed [km/h] (Section)	65.8 (800-600)
Race State	Finished



Section	L1400	L1200	L1000	L800	L600	L400	L200
Section Times	1:23.27 (0:14.05)	1:09.22 [5] (0:11.54)	0:57.69 [6] (0:11.70)	0:45.99 [6] (0:11.10)	0:34.89 [6] (0:11.22)	0:23.66 [3] (0:11.18)	0:12.48 [3] (0:12.48)
Average Speed [km/h]	51.9	62.5	62.5	65.4	64.7	64.3	58.9
Top Speed [km/h]	62.2	63.5	65.3	65.8	65.2	65.4	62.3
Avg. Dist. to Rail [m]	3.2	3.4	2.9	1.7	1.8	6.8	9.5
Avg. Stride Freq. [Hz]	2.3	2.2	2.2	2.3	2.2	2.3	2.2
Avg. Stride Length [m]	6.9	7.8	7.9	8.1	8.1	8.0	7.7



[] Ranking at each section and finish
 -:-:- No data available at this section
 NA No data available

Horse/Jockey Name	Sultry Siren/Olivia Webb
Finish Rank	4
Fastest Section Time (Section)	0:11.29 (600-400)
Top Speed [km/h] (Section)	64.8 (1200-1000)
Race State	Finished



Eagle Farm QLD --Professional-2026-04-18

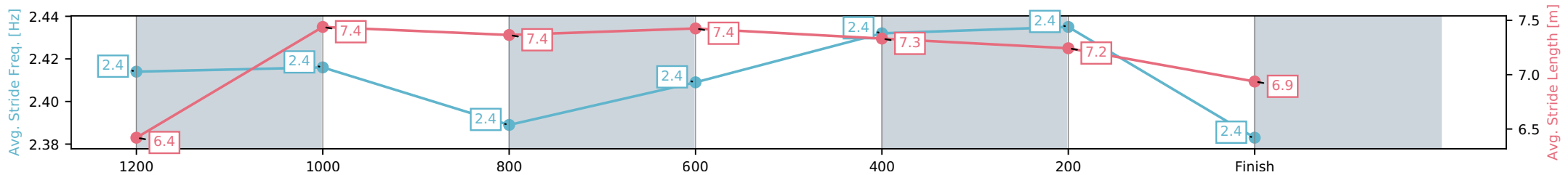
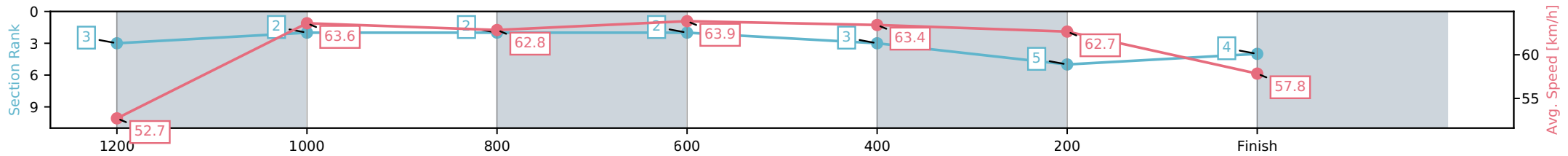
Race 7: THE CAGE YOUTH FOUNDATION Class 6 Plate - 1400m

18 April 2026 - 3:12PM

Track Rating: Good 4, Weather: Fine, Rail Position: +1m Entire Circuit



Section	L1400	L1200	L1000	L800	L600	L400	L200
Section Times	1:23.32 (0:13.86)	1:09.46 [2] (0:11.32)	0:58.14 [2] (0:11.58)	0:46.56 [2] (0:11.29)	0:35.27 [3] (0:11.29)	0:23.98 [5] (0:11.49)	0:12.49 [4] (0:12.49)
Average Speed [km/h]	52.7	63.6	62.8	63.9	63.4	62.7	57.8
Top Speed [km/h]	64.7	64.8	63.9	64.2	64.0	63.4	62.2
Avg. Dist. to Rail [m]	5.9	3.5	1.8	0.8	1.1	1.7	5.8
Avg. Stride Freq. [Hz]	2.4	2.4	2.4	2.4	2.4	2.4	2.4
Avg. Stride Length [m]	6.4	7.4	7.4	7.4	7.3	7.2	6.9

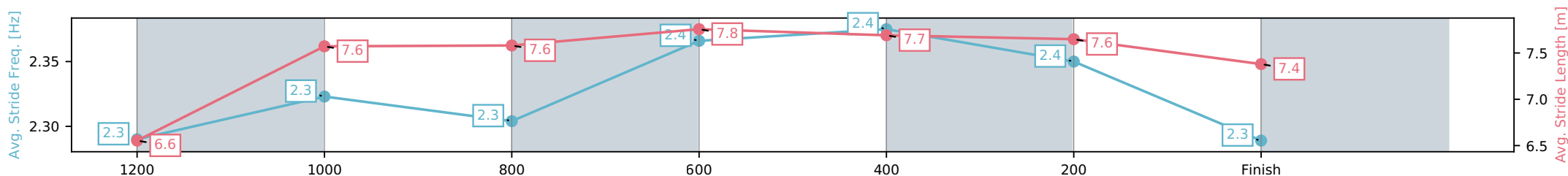
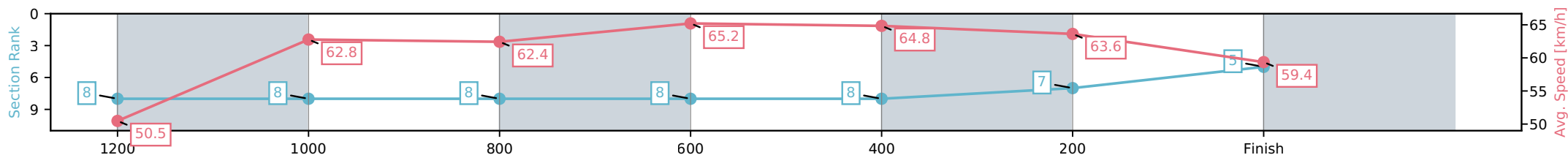


- [] Ranking at each section and finish
- :-:- No data available at this section
- NA No data available

Horse/Jockey Name	Belvedere Boys/Daniel Moor
Finish Rank	5
Fastest Section Time (Section)	0:11.11 (800-600)
Top Speed [km/h] (Section)	66.2 (800-600)
Race State	Finished



Section	L1400	L1200	L1000	L800	L600	L400	L200
Section Times	1:23.35 (0:14.48)	1:08.87 [8] (0:11.49)	0:57.38 [8] (0:11.62)	0:45.76 [8] (0:11.11)	0:34.65 [8] (0:11.18)	0:23.47 [7] (0:11.32)	0:12.15 [5] (0:12.15)
Average Speed [km/h]	50.5	62.8	62.4	65.2	64.8	63.6	59.4
Top Speed [km/h]	61.7	63.5	64.9	66.2	65.7	64.8	62.0
Avg. Dist. to Rail [m]	3.6	2.4	1.4	1.4	1.7	5.6	7.1
Avg. Stride Freq. [Hz]	2.3	2.3	2.3	2.4	2.4	2.4	2.3
Avg. Stride Length [m]	6.6	7.6	7.6	7.8	7.7	7.6	7.4



- [] Ranking at each section and finish
- :-:- No data available at this section
- NA No data available

Horse/Jockey Name	Sun Worshipper/Mark Du Plessis
Finish Rank	6
Fastest Section Time (Section)	0:11.06 (800-600)
Top Speed [km/h] (Section)	66.2 (600-400)
Race State	Finished



Eagle Farm QLD --Professional-2026-04-18

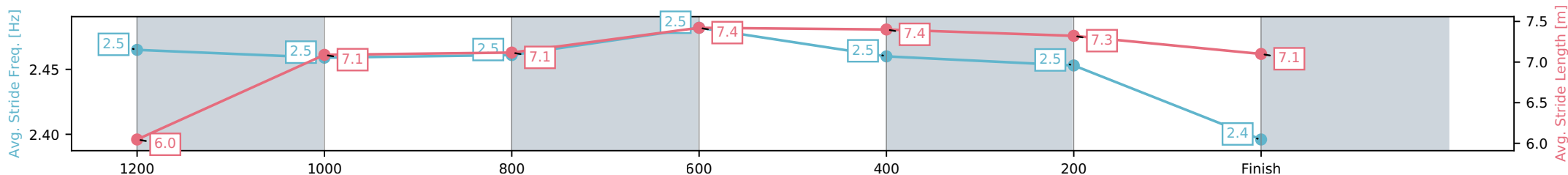
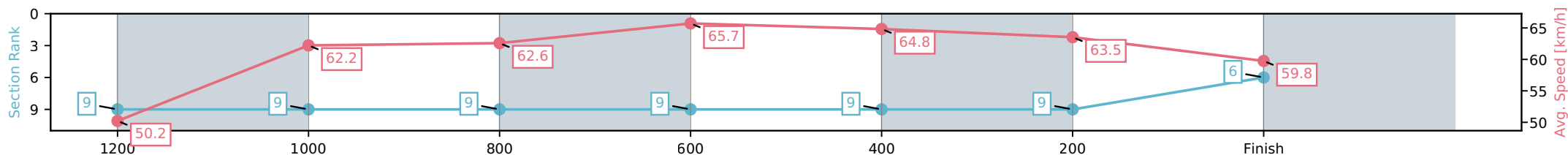
Race 7: THE CAGE YOUTH FOUNDATION Class 6 Plate - 1400m

18 April 2026 - 3:12PM

Track Rating: Good 4, Weather: Fine, Rail Position: +1m Entire Circuit



Section	L1400	L1200	L1000	L800	L600	L400	L200
Section Times	1:23.46 (0:14.53)	1:08.93 [9] (0:11.58)	0:57.35 [9] (0:11.62)	0:45.73 [9] (0:11.06)	0:34.67 [9] (0:11.20)	0:23.48 [9] (0:11.34)	0:12.14 [6] (0:12.14)
Average Speed [km/h]	50.2	62.2	62.6	65.7	64.8	63.5	59.8
Top Speed [km/h]	61.4	62.8	65.3	66.1	66.2	64.6	62.2
Avg. Dist. to Rail [m]	5.6	3.1	1.8	2.1	1.7	2.5	4.4
Avg. Stride Freq. [Hz]	2.5	2.5	2.5	2.5	2.5	2.5	2.4
Avg. Stride Length [m]	6.0	7.1	7.1	7.4	7.4	7.3	7.1

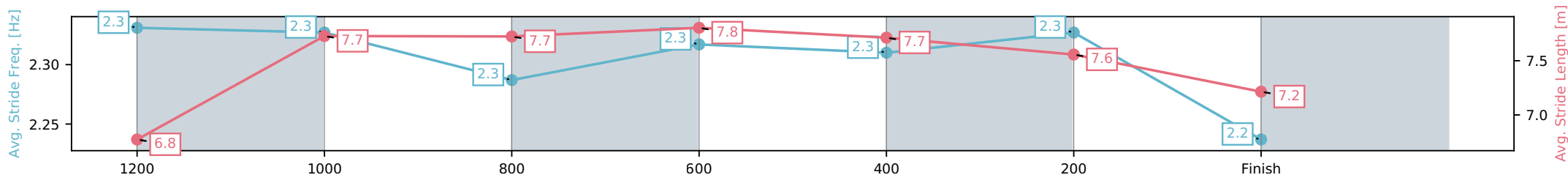
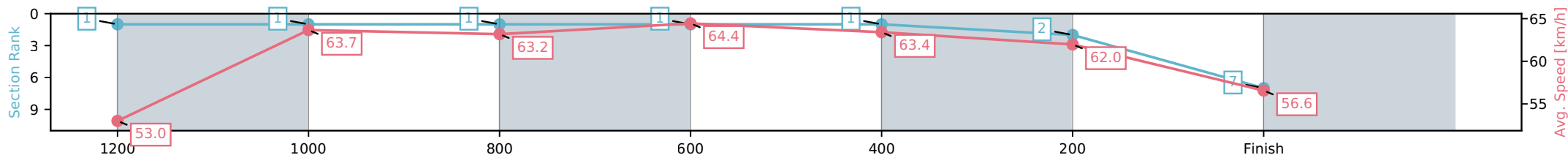


[] Ranking at each section and finish
 -:-:- No data available at this section
 NA No data available

Horse/Jockey Name	Free Carry/Chelsea Baker
Finish Rank	7
Fastest Section Time (Section)	0:11.15 (800-600)
Top Speed [km/h] (Section)	64.8 (800-600)
Race State	Finished



Section	L1400	L1200	L1000	L800	L600	L400	L200
Section Times	1:23.61 (0:13.77)	1:09.84 [1] (0:11.33)	0:58.51 [1] (0:11.46)	0:47.05 [1] (0:11.15)	0:35.90 [1] (0:11.31)	0:24.59 [2] (0:11.62)	0:12.96 [7] (0:12.96)
Average Speed [km/h]	53.0	63.7	63.2	64.4	63.4	62.0	56.6
Top Speed [km/h]	63.8	64.7	64.4	64.8	63.9	62.9	60.0
Avg. Dist. to Rail [m]	3.7	3.1	1.2	0.5	0.7	1.7	3.0
Avg. Stride Freq. [Hz]	2.3	2.3	2.3	2.3	2.3	2.3	2.2
Avg. Stride Length [m]	6.8	7.7	7.7	7.8	7.7	7.6	7.2



[] Ranking at each section and finish
 -:-:- No data available at this section
 NA No data available

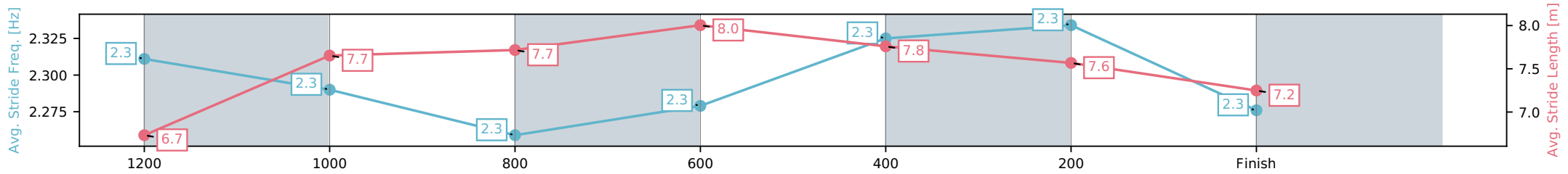
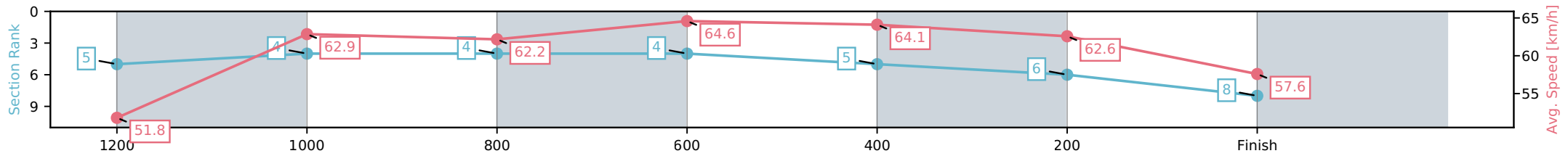
Horse/Jockey Name	Smart Legend/Ryan Wiggins
Finish Rank	8
Fastest Section Time (Section)	0:11.18 (800-600)
Top Speed [km/h] (Section)	65.4 (800-600)
Race State	Finished



Eagle Farm QLD --Professional-2026-04-18
 Race 7: THE CAGE YOUTH FOUNDATION Class 6 Plate - 1400m
 18 April 2026 - 3:12PM
 Track Rating: Good 4, Weather: Fine, Rail Position: +1m Entire Circuit



Section	L1400	L1200	L1000	L800	L600	L400	L200
Section Times	1:23.70 (0:14.07)	1:09.63 [4] (0:11.44)	0:58.19 [4] (0:11.57)	0:46.62 [4] (0:11.18)	0:35.44 [5] (0:11.28)	0:24.15 [6] (0:11.52)	0:12.63 [8] (0:12.63)
Average Speed [km/h]	51.8	62.9	62.2	64.6	64.1	62.6	57.6
Top Speed [km/h]	62.2	63.6	63.7	65.4	64.7	64.3	60.8
Avg. Dist. to Rail [m]	1.1	0.7	0.3	0.6	1.0	4.3	6.6
Avg. Stride Freq. [Hz]	2.3	2.3	2.3	2.3	2.3	2.3	2.3
Avg. Stride Length [m]	6.7	7.7	7.7	8.0	7.8	7.6	7.2

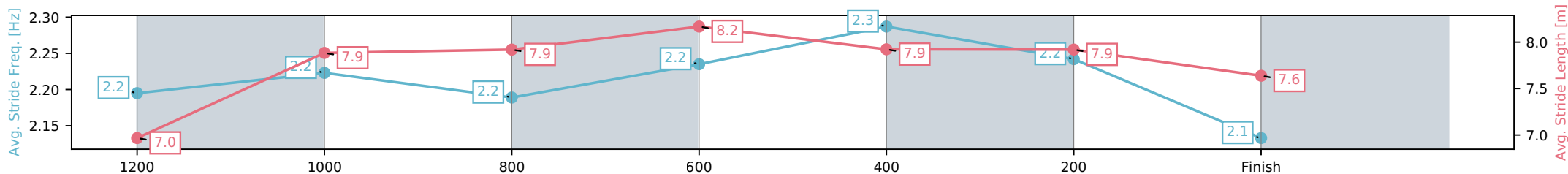
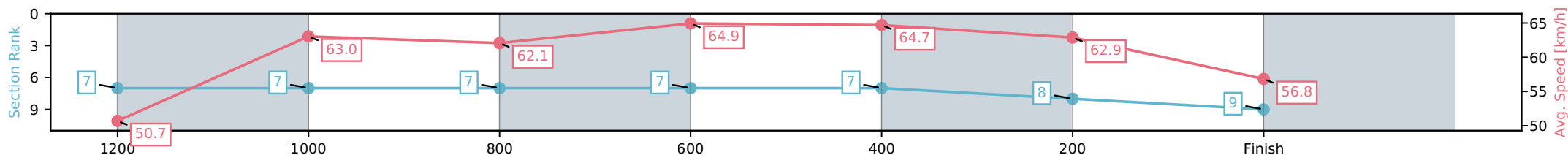


[] Ranking at each section and finish
 -:-:- No data available at this section
 NA No data available

Horse/Jockey Name	Northern Decree/Vlad Duric
Finish Rank	9
Fastest Section Time (Section)	0:11.14 (800-600)
Top Speed [km/h] (Section)	65.6 (600-400)
Race State	Finished



Section	L1400	L1200	L1000	L800	L600	L400	L200
Section Times	1:24.26 (0:14.40)	1:09.86 [7] (0:11.42)	0:58.44 [7] (0:11.71)	0:46.73 [7] (0:11.14)	0:35.60 [7] (0:11.18)	0:24.42 [8] (0:11.44)	0:12.97 [9] (0:12.97)
Average Speed [km/h]	50.7	63.0	62.1	64.9	64.7	62.9	56.8
Top Speed [km/h]	61.3	65.3	64.7	65.5	65.6	64.7	61.4
Avg. Dist. to Rail [m]	1.3	2.3	1.9	1.1	0.9	3.7	4.8
Avg. Stride Freq. [Hz]	2.2	2.2	2.2	2.2	2.3	2.2	2.1
Avg. Stride Length [m]	7.0	7.9	7.9	8.2	7.9	7.9	7.6



[] Ranking at each section and finish
 -:-:- No data available at this section
 NA No data available



Eagle Farm QLD
 Race 8: JONES & CO IGA DAYBREAK LOVER - 1400m
 18 April 2026 - 3:55PM



BRISBANE
 RACING CLUB

Track Rating: Good 4, Weather: Fine, Rail Position: +1m Entire Circuit

Field Times (Race Tempo) 1:22.57 (0:13.76) 1:08.81 (0:10.90) 0:57.91 (0:11.33) 0:46.58 (0:11.66) 0:34.92 (0:11.71) 0:23.21 (0:11.40) 0:11.81 (0:11.81)

Rank	TAB#	Horse	Overall Time	First 400m	Top Speed km/h (Section)	L1400	L1200	L1000	L800	L600	L400	L200	
	(BAR#)	Jockey	Margin (DT-W)	Last 600m	Fastest Section (Time)	Start - 1200	1200 - 1000	1000 - 800	800 - 600	600 - 400	400 - 200	200 - Finish	
11	15	Toby's Trusty	1:23.93	0:25.55	67.2 (1200-1000)	1:23.93	1:09.42 [15]	0:58.38 [14]	0:46.78 [15]	0:34.98 [15]	0:23.62 [14]	0:12.23 [14]	
	(15)	Brandon Lerena	8.0L (+18)	0:34.98	1200-1000 (0:11.04)	(0:14.51)	(0:11.04)	(0:11.60)	(0:11.80)	(0:11.36)	(0:11.39)	(0:12.23)	
12	11	Mr Worthington	1:24.16	0:25.44	65.5 (1200-1000)	1:24.16	1:09.82 [13]	0:58.72 [13]	0:47.18 [12]	0:35.34 [12]	0:23.95 [13]	0:12.55 [10]	
	(10)	Ron Stewart	9.3L (-3)	0:35.35	1200-1000 (0:11.10)	(0:14.34)	(0:11.10)	(0:11.54)	(0:11.84)	(0:11.39)	(0:11.41)	(0:12.55)	
13	9	Special Artist	1:24.32	0:25.19	65.9 (1200-1000)	1:24.32	1:10.28 [7]	0:59.13 [8]	0:47.74 [6]	0:36.04 [5]	0:24.48 [7]	0:12.63 [13]	
	(1)	Cejay Graham	10.3L (+15)	0:36.04	1200-1000 (0:11.15)	(0:14.04)	(0:11.15)	(0:11.38)	(0:11.70)	(0:11.56)	(0:11.85)	(0:12.63)	
14	16	Another Cashie	1:24.70	0:24.73	68.5 (1200-1000)	1:24.70	1:10.69 [5]	0:59.97 [3]	0:48.37 [4]	0:36.68 [3]	0:25.17 [3]	0:13.08 [11]	
	(14)	Jag Guthmann-Chester	12.5L (+17)	0:36.68	1200-1000 (0:10.72)	(0:14.01)	(0:10.72)	(0:11.60)	(0:11.69)	(0:11.51)	(0:12.09)	(0:13.08)	
15	12	Statement Of Truth	1:24.99	0:24.97	66.7 (1200-1000)	1:24.99	1:11.00 [4]	1:00.02 [5]	0:48.70 [3]	0:36.95 [4]	0:25.32 [5]	0:13.31 [12]	
	(4)	Jake Bayliss	14.3L (+2)	0:36.95	1200-1000 (0:10.98)	(0:13.99)	(0:10.98)	(0:11.31)	(0:11.75)	(0:11.63)	(0:12.01)	(0:13.31)	
16	20	Trust In The Rock	1:26.98	0:25.36	65.2 (1200-1000)	1:26.98	1:12.75 [11]	1:01.62 [12]	0:49.93 [13]	0:38.14 [13]	0:26.22 [16]	0:13.66 [16]	
	(11)	Jason Taylor	25.9L (+6)	0:38.15	1200-1000 (0:11.13)	(0:14.23)	(0:11.13)	(0:11.69)	(0:11.79)	(0:11.93)	(0:12.56)	(0:13.66)	

Scratched: Aerodrome (#3), Blitzburg (#5), He's Tru Blue (#10), Duomo (#19)

Report Created: Sat 18 April 2026

(Note: Races are conducted over an approximate distance as close as possible to the advertised distance, and recorded data may vary accordingly. Official times refer to race times only and do not include handicap times.)

[] Position in running at each section and finish TAB# Saddle cloth number

-:--:-- No data available at this section

NA No data available

DNT Did not track

BAR# Barrier/Gate Position

DNF Did not finish

DT-W Distance travelled compared to winner in metres

Fastest split

Fastest section

Horse/Jockey Name	Brave Monarch/Martin Harley
Finish Rank	1
Fastest Section Time (Section)	0:11.05 (400-200)
Top Speed [km/h] (Section)	66.1 (400-200)
Race State	Finished



Eagle Farm QLD --Professional-2026-04-18

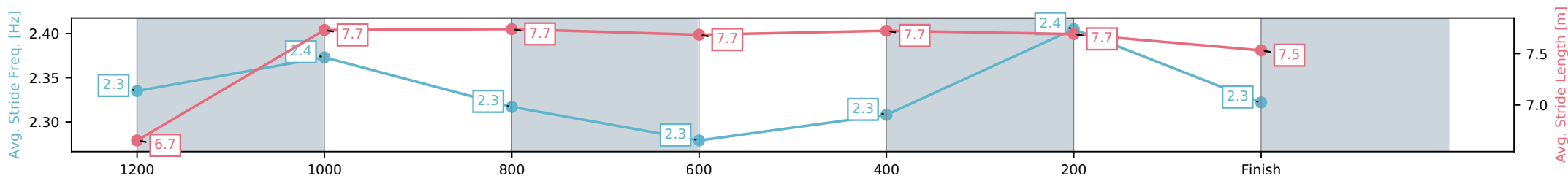
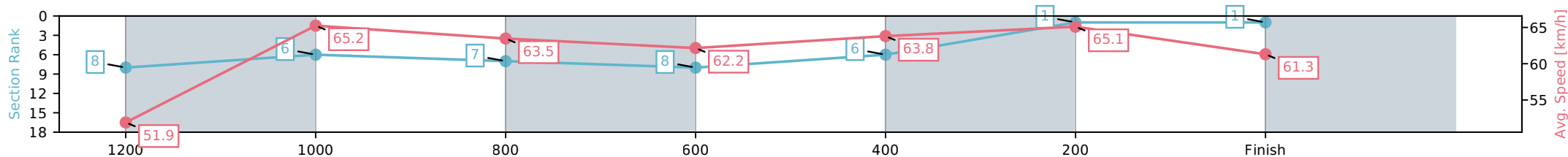
Race 8: JONES & CO IGA DAYBREAK LOVER - 1400m

18 April 2026 - 3:55PM

Track Rating: Good 4, Weather: Fine, Rail Position: +1m Entire Circuit



Section	L1400	L1200	L1000	L800	L600	L400	L200
Section Times	1:22.57 (0:14.10)	1:08.47 [6] (0:11.06)	0:57.41 [7] (0:11.57)	0:45.84 [8] (0:11.68)	0:34.16 [6] (0:11.30)	0:22.85 [1] (0:11.05)	0:11.81 [1] (0:11.81)
Average Speed [km/h]	51.9	65.2	63.5	62.2	63.8	65.1	61.3
Top Speed [km/h]	65.2	65.8	65.5	62.9	65.7	66.1	64.0
Avg. Dist. to Rail [m]	5.4	4.5	3.7	2.0	0.5	4.3	5.1
Avg. Stride Freq. [Hz]	2.3	2.4	2.3	2.3	2.3	2.4	2.3
Avg. Stride Length [m]	6.7	7.7	7.7	7.7	7.7	7.7	7.5



- [] Ranking at each section and finish
- :-:- No data available at this section
- NA No data available

Horse/Jockey Name	Call Da Vinci/Luke Dempsey
Finish Rank	2
Fastest Section Time (Section)	0:11.04 (400-200)
Top Speed [km/h] (Section)	66.1 (400-200)
Race State	Finished



Eagle Farm QLD --Professional-2026-04-18

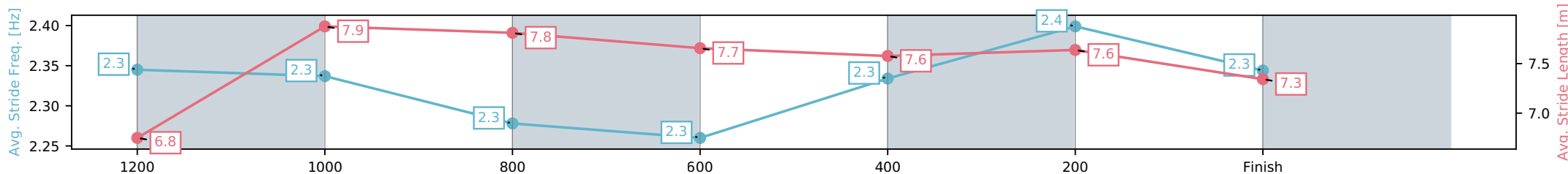
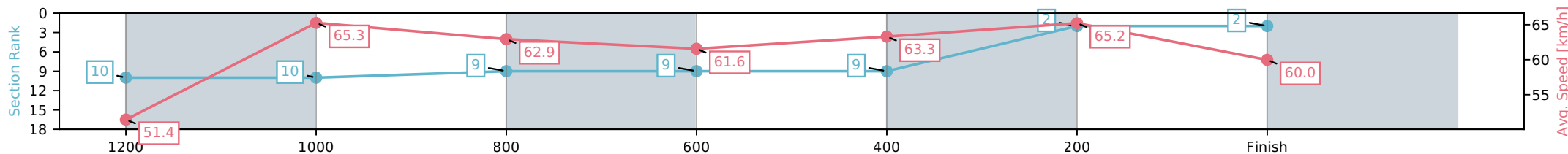
Race 8: JONES & CO IGA DAYBREAK LOVER - 1400m

18 April 2026 - 3:55PM

Track Rating: Good 4, Weather: Fine, Rail Position: +1m Entire Circuit



Section	L1400	L1200	L1000	L800	L600	L400	L200
Section Times	1:22.95 (0:14.21)	1:08.74 [10] (0:11.05)	0:57.70 [9] (0:11.57)	0:46.12 [9] (0:11.70)	0:34.42 [9] (0:11.35)	0:23.07 [2] (0:11.04)	0:12.03 [2] (0:12.03)
Average Speed [km/h]	51.4	65.3	62.9	61.6	63.3	65.2	60.0
Top Speed [km/h]	64.8	66.1	64.6	62.4	65.0	66.1	64.3
Avg. Dist. to Rail [m]	4.1	3.0	2.0	0.5	0.9	5.2	7.3
Avg. Stride Freq. [Hz]	2.3	2.3	2.3	2.3	2.3	2.4	2.3
Avg. Stride Length [m]	6.8	7.9	7.8	7.7	7.6	7.6	7.3



- [] Ranking at each section and finish
- :-:- No data available at this section
- NA No data available

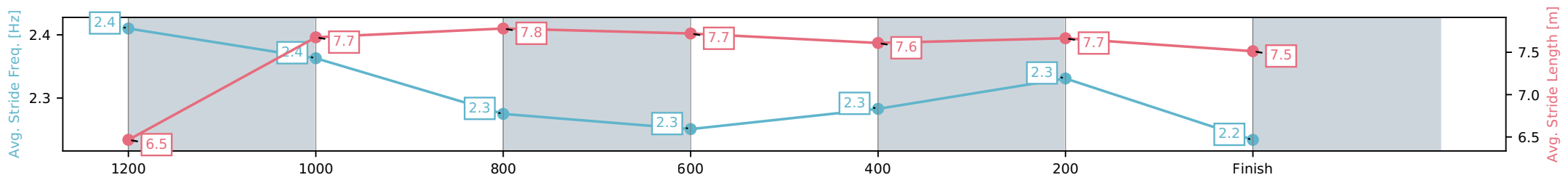
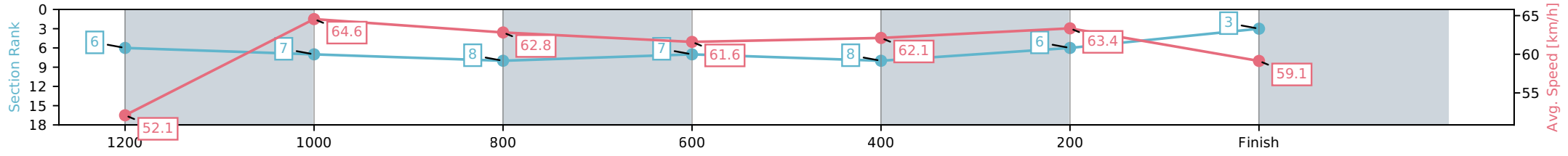
Horse/Jockey Name	Spanish Treasure/Ryan Maloney
Finish Rank	3
Fastest Section Time (Section)	0:11.16 (1200-1000)
Top Speed [km/h] (Section)	66.4 (1200-1000)
Race State	Finished



Eagle Farm QLD --Professional-2026-04-18
 Race 8: JONES & CO IGA DAYBREAK LOVER - 1400m
 18 April 2026 - 3:55PM
 Track Rating: Good 4, Weather: Fine, Rail Position: +1m Entire Circuit



Section	L1400	L1200	L1000	L800	L600	L400	L200
Section Times	1:23.30 (0:14.02)	1:09.28 [7] (0:11.16)	0:58.12 [8] (0:11.58)	0:46.54 [7] (0:11.61)	0:34.93 [8] (0:11.49)	0:23.44 [6] (0:11.36)	0:12.08 [3] (0:12.08)
Average Speed [km/h]	52.1	64.6	62.8	61.6	62.1	63.4	59.1
Top Speed [km/h]	64.3	66.4	63.7	63.2	62.6	63.7	61.5
Avg. Dist. to Rail [m]	2.1	3.7	1.5	1.2	1.8	1.2	4.3
Avg. Stride Freq. [Hz]	2.4	2.4	2.3	2.3	2.3	2.3	2.2
Avg. Stride Length [m]	6.5	7.7	7.8	7.7	7.6	7.7	7.5



[] Ranking at each section and finish
 -:-:- No data available at this section
 NA No data available

Horse/Jockey Name	State Visit/Jace McMurray
Finish Rank	4
Fastest Section Time (Section)	0:10.88 (1200-1000)
Top Speed [km/h] (Section)	67.4 (1200-1000)
Race State	Finished



Eagle Farm QLD --Professional-2026-04-18

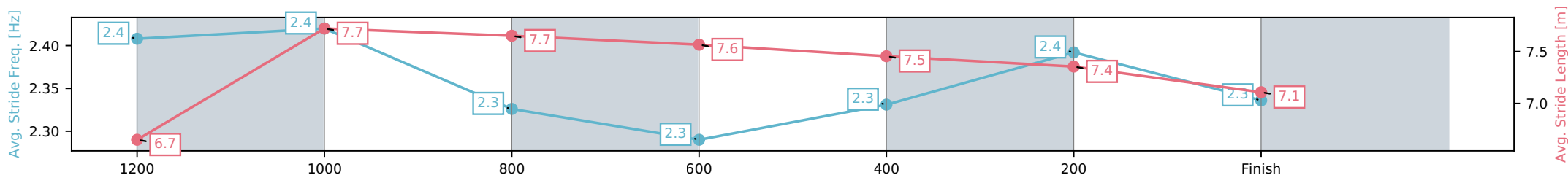
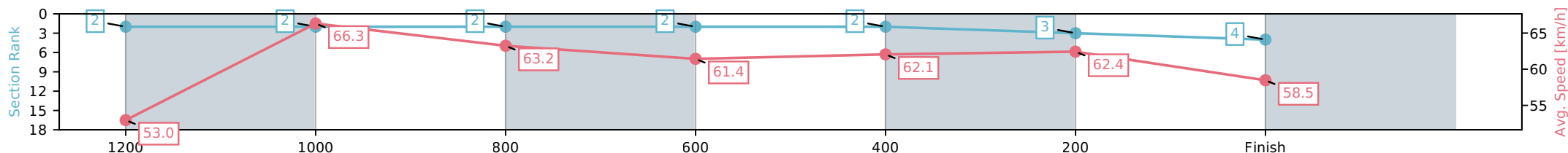
Race 8: JONES & CO IGA DAYBREAK LOVER - 1400m

18 April 2026 - 3:55PM

Track Rating: Good 4, Weather: Fine, Rail Position: +1m Entire Circuit



Section	L1400	L1200	L1000	L800	L600	L400	L200
Section Times	1:23.33 (0:13.82)	1:09.51 [2] (0:10.88)	0:58.63 [2] (0:11.49)	0:47.14 [2] (0:11.75)	0:35.39 [2] (0:11.58)	0:23.81 [3] (0:11.53)	0:12.28 [4] (0:12.28)
Average Speed [km/h]	53.0	66.3	63.2	61.4	62.1	62.4	58.5
Top Speed [km/h]	66.4	67.4	64.1	62.4	63.2	63.6	61.1
Avg. Dist. to Rail [m]	6.6	3.8	2.0	0.5	0.7	3.4	5.5
Avg. Stride Freq. [Hz]	2.4	2.4	2.3	2.3	2.3	2.4	2.3
Avg. Stride Length [m]	6.7	7.7	7.7	7.6	7.5	7.4	7.1



- [] Ranking at each section and finish
- :-:- No data available at this section
- NA No data available

Horse/Jockey Name	Fabulantes/Daniel Moor
Finish Rank	5
Fastest Section Time (Section)	0:11.02 (1200-1000)
Top Speed [km/h] (Section)	66.1 (1200-1000)
Race State	Finished



Eagle Farm QLD --Professional-2026-04-18

Race 8: JONES & CO IGA DAYBREAK LOVER - 1400m

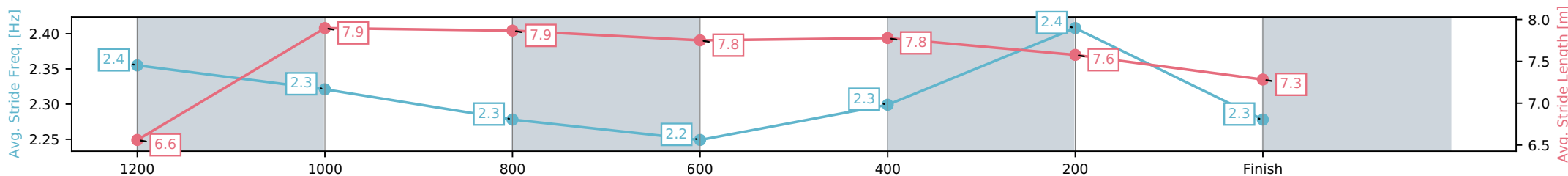
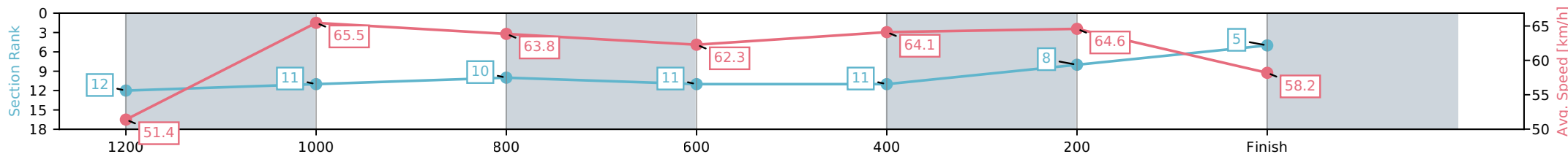
18 April 2026 - 3:55PM

Track Rating: Good 4, Weather: Fine, Rail Position: +1m Entire Circuit



BRISBANE RACING CLUB

Section	L1400	L1200	L1000	L800	L600	L400	L200
Section Times	1:23.36 (0:14.26)	1:09.10 [11] (0:11.02)	0:58.09 [10] (0:11.59)	0:46.50 [11] (0:11.87)	0:34.64 [11] (0:11.35)	0:23.28 [8] (0:11.16)	0:12.13 [5] (0:12.13)
Average Speed [km/h]	51.4	65.5	63.8	62.3	64.1	64.6	58.2
Top Speed [km/h]	65.1	66.1	64.9	63.7	65.6	65.6	62.7
Avg. Dist. to Rail [m]	7.4	4.0	5.5	5.4	2.2	6.8	8.3
Avg. Stride Freq. [Hz]	2.4	2.3	2.3	2.2	2.3	2.4	2.3
Avg. Stride Length [m]	6.6	7.9	7.9	7.8	7.8	7.6	7.3



- [] Ranking at each section and finish
- :-:- No data available at this section
- NA No data available

Horse/Jockey Name	Tupakara/Andrew Mallyon
Finish Rank	6
Fastest Section Time (Section)	0:11.07 (1200-1000)
Top Speed [km/h] (Section)	66.1 (1200-1000)
Race State	Finished



Eagle Farm QLD --Professional-2026-04-18

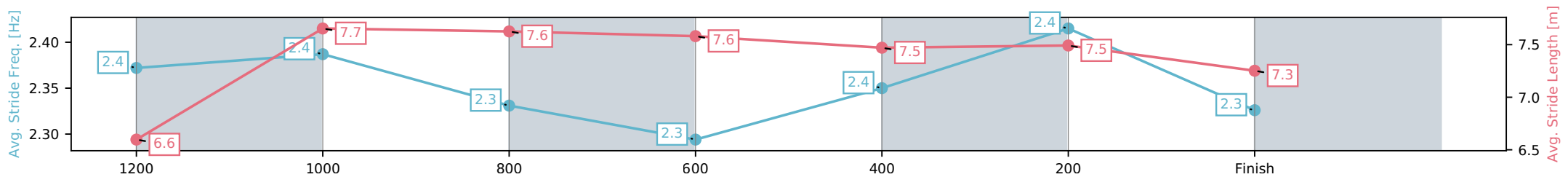
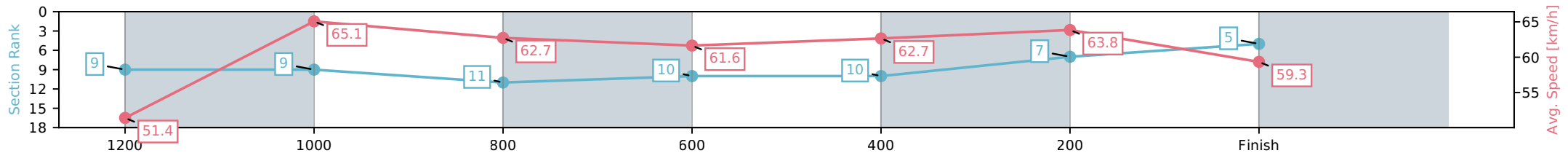
Race 8: JONES & CO IGA DAYBREAK LOVER - 1400m

18 April 2026 - 3:55PM

Track Rating: Good 4, Weather: Fine, Rail Position: +1m Entire Circuit



Section	L1400	L1200	L1000	L800	L600	L400	L200
Section Times	1:23.36 (0:14.17)	1:09.19 [9] (0:11.07)	0:58.12 [11] (0:11.63)	0:46.49 [10] (0:11.68)	0:34.81 [10] (0:11.41)	0:23.40 [7] (0:11.27)	0:12.13 [5] (0:12.13)
Average Speed [km/h]	51.4	65.1	62.7	61.6	62.7	63.8	59.3
Top Speed [km/h]	64.3	66.1	64.5	62.0	63.9	65.6	61.0
Avg. Dist. to Rail [m]	3.9	3.2	2.4	0.6	1.3	0.3	1.4
Avg. Stride Freq. [Hz]	2.4	2.4	2.3	2.3	2.4	2.4	2.3
Avg. Stride Length [m]	6.6	7.7	7.6	7.6	7.5	7.5	7.3



- [] Ranking at each section and finish
- :-:- No data available at this section
- NA No data available

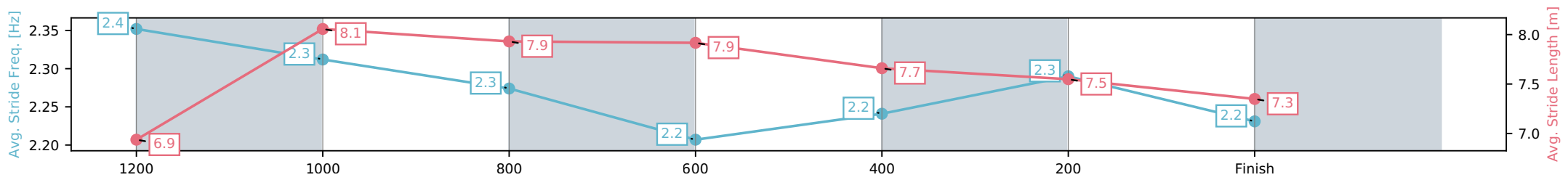
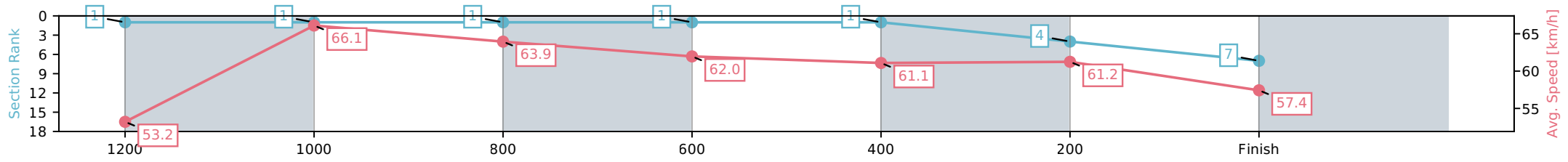
Horse/Jockey Name	Youre Not The King/Angela Jones
Finish Rank	7
Fastest Section Time (Section)	0:10.90 (1200-1000)
Top Speed [km/h] (Section)	67.2 (1200-1000)
Race State	Finished



Eagle Farm QLD --Professional-2026-04-18
 Race 8: JONES & CO IGA DAYBREAK LOVER - 1400m
 18 April 2026 - 3:55PM
 Track Rating: Good 4, Weather: Fine, Rail Position: +1m Entire Circuit



Section	L1400	L1200	L1000	L800	L600	L400	L200
Section Times	1:23.57 (0:13.76)	1:09.82 [1] (0:10.90)	0:58.91 [1] (0:11.33)	0:47.58 [1] (0:11.66)	0:35.92 [1] (0:11.71)	0:24.21 [4] (0:11.76)	0:12.45 [7] (0:12.45)
Average Speed [km/h]	53.2	66.1	63.9	62.0	61.1	61.2	57.4
Top Speed [km/h]	65.5	67.2	65.2	63.1	61.6	62.1	60.1
Avg. Dist. to Rail [m]	4.3	3.2	1.5	0.4	1.4	0.8	1.7
Avg. Stride Freq. [Hz]	2.4	2.3	2.3	2.2	2.2	2.3	2.2
Avg. Stride Length [m]	6.9	8.1	7.9	7.9	7.7	7.5	7.3



[] Ranking at each section and finish
 -:-:- No data available at this section
 NA No data available

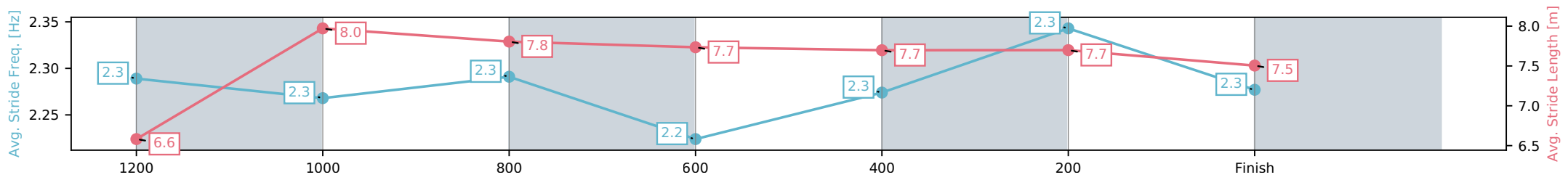
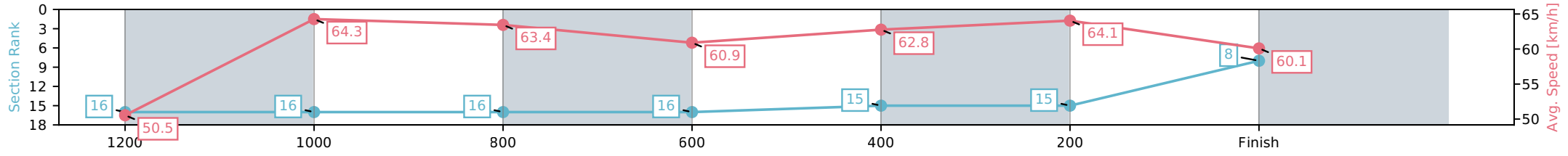
Horse/Jockey Name	The Wheelbarrow/Michael Rodd
Finish Rank	8
Fastest Section Time (Section)	0:11.22 (1200-1000)
Top Speed [km/h] (Section)	65.8 (1200-1000)
Race State	Finished



Eagle Farm QLD --Professional-2026-04-18
 Race 8: JONES & CO IGA DAYBREAK LOVER - 1400m
 18 April 2026 - 3:55PM
 Track Rating: Good 4, Weather: Fine, Rail Position: +1m Entire Circuit



Section	L1400	L1200	L1000	L800	L600	L400	L200
Section Times	1:23.65 (0:14.57)	1:09.08 [16] (0:11.22)	0:57.86 [16] (0:11.55)	0:46.31 [16] (0:11.81)	0:34.50 [15] (0:11.31)	0:23.18 [15] (0:11.24)	0:11.95 [8] (0:11.95)
Average Speed [km/h]	50.5	64.3	63.4	60.9	62.8	64.1	60.1
Top Speed [km/h]	65.8	65.8	64.4	62.8	64.0	65.0	62.6
Avg. Dist. to Rail [m]	10.0	4.6	3.2	0.9	2.6	2.3	3.5
Avg. Stride Freq. [Hz]	2.3	2.3	2.3	2.2	2.3	2.3	2.3
Avg. Stride Length [m]	6.6	8.0	7.8	7.7	7.7	7.7	7.5



[] Ranking at each section and finish
 -:-:- No data available at this section
 NA No data available

Horse/Jockey Name	Shortcut/Damien Thornton
Finish Rank	9
Fastest Section Time (Section)	0:10.99 (1200-1000)
Top Speed [km/h] (Section)	67.8 (1200-1000)
Race State	Finished



Eagle Farm QLD --Professional-2026-04-18

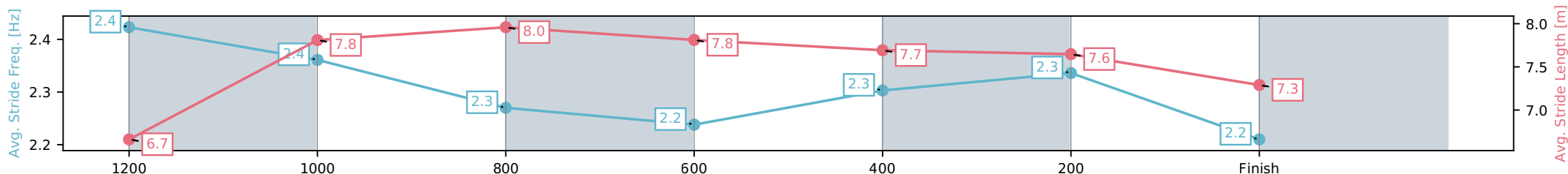
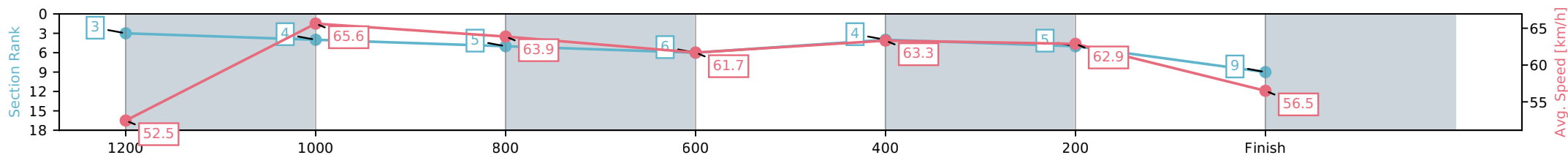
Race 8: JONES & CO IGA DAYBREAK LOVER - 1400m

18 April 2026 - 3:55PM

Track Rating: Good 4, Weather: Fine, Rail Position: +1m Entire Circuit



Section	L1400	L1200	L1000	L800	L600	L400	L200
Section Times	1:23.82 (0:13.95)	1:09.87 [4] (0:10.99)	0:58.88 [5] (0:11.55)	0:47.34 [6] (0:11.82)	0:35.52 [4] (0:11.37)	0:24.15 [5] (0:11.46)	0:12.69 [9] (0:12.69)
Average Speed [km/h]	52.5	65.6	63.9	61.7	63.3	62.9	56.5
Top Speed [km/h]	64.6	67.8	64.9	62.8	64.9	65.1	59.6
Avg. Dist. to Rail [m]	2.9	5.5	4.6	2.7	0.5	3.5	4.9
Avg. Stride Freq. [Hz]	2.4	2.4	2.3	2.2	2.3	2.3	2.2
Avg. Stride Length [m]	6.7	7.8	8.0	7.8	7.7	7.6	7.3



- [] Ranking at each section and finish
- :-:- No data available at this section
- NA No data available

Horse/Jockey Name	Wootton Hyde/Taylor Marshall
Finish Rank	10
Fastest Section Time (Section)	0:11.16 (1200-1000)
Top Speed [km/h] (Section)	65.3 (1200-1000)
Race State	Finished



Eagle Farm QLD --Professional-2026-04-18

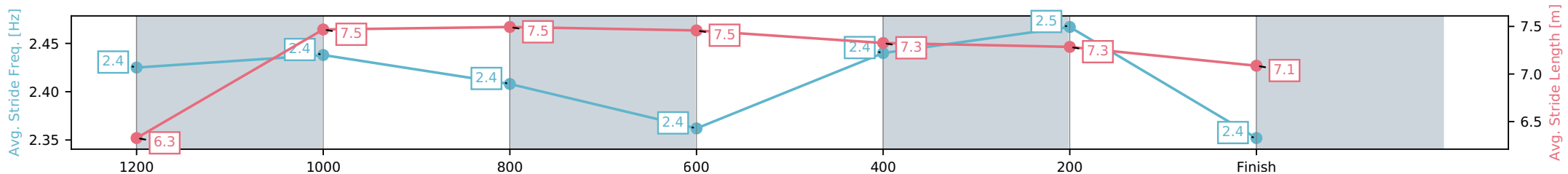
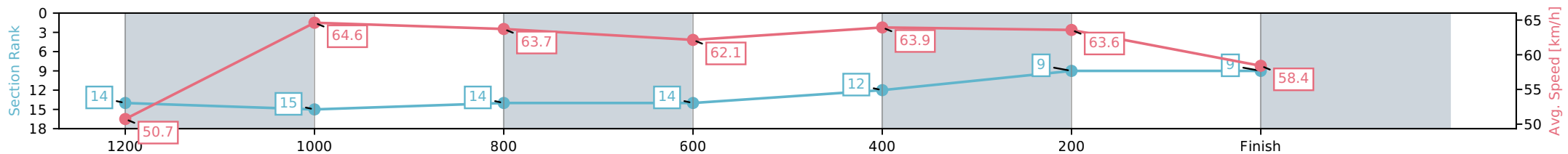
Race 8: JONES & CO IGA DAYBREAK LOVER - 1400m

18 April 2026 - 3:55PM

Track Rating: Good 4, Weather: Fine, Rail Position: +1m Entire Circuit



Section	L1400	L1200	L1000	L800	L600	L400	L200
Section Times	1:23.82 (0:14.45)	1:09.37 [15] (0:11.16)	0:58.21 [14] (0:11.51)	0:46.70 [14] (0:11.72)	0:34.98 [12] (0:11.35)	0:23.63 [9] (0:11.33)	0:12.30 [9] (0:12.30)
Average Speed [km/h]	50.7	64.6	63.7	62.1	63.9	63.6	58.4
Top Speed [km/h]	63.2	65.3	64.8	63.0	64.7	64.6	61.2
Avg. Dist. to Rail [m]	9.1	4.3	3.4	2.5	1.8	5.8	7.4
Avg. Stride Freq. [Hz]	2.4	2.4	2.4	2.4	2.4	2.5	2.4
Avg. Stride Length [m]	6.3	7.5	7.5	7.5	7.3	7.3	7.1



- [] Ranking at each section and finish
- :-:- No data available at this section
- NA No data available

Horse/Jockey Name	Toby's Trusty/Brandon Lerena
Finish Rank	11
Fastest Section Time (Section)	0:11.04 (1200-1000)
Top Speed [km/h] (Section)	67.2 (1200-1000)
Race State	Finished



Eagle Farm QLD --Professional-2026-04-18

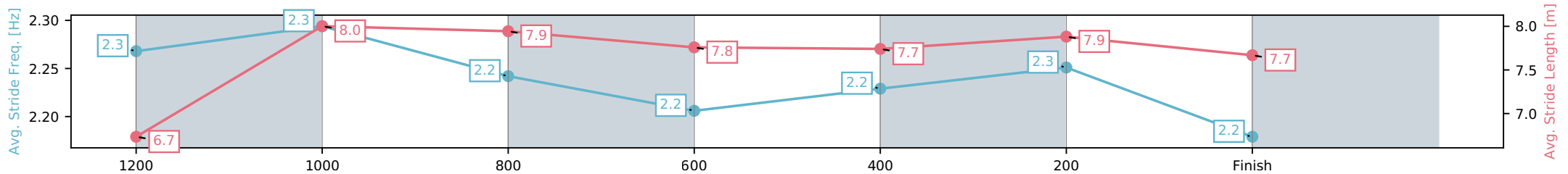
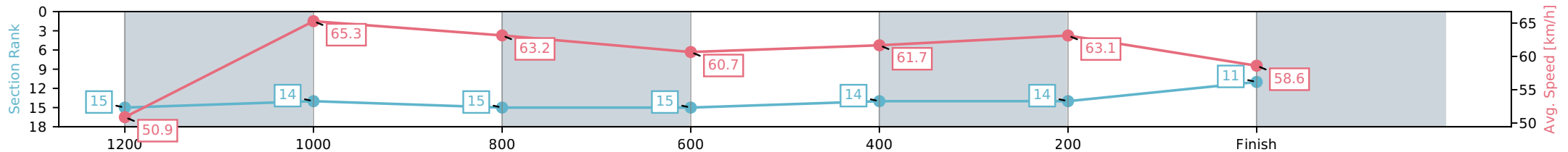
Race 8: JONES & CO IGA DAYBREAK LOVER - 1400m

18 April 2026 - 3:55PM

Track Rating: Good 4, Weather: Fine, Rail Position: +1m Entire Circuit



Section	L1400	L1200	L1000	L800	L600	L400	L200
Section Times	1:23.93 (0:14.51)	1:09.42 [14] (0:11.04)	0:58.38 [15] (0:11.60)	0:46.78 [15] (0:11.80)	0:34.98 [14] (0:11.36)	0:23.62 [14] (0:11.39)	0:12.23 [11] (0:12.23)
Average Speed [km/h]	50.9	65.3	63.2	60.7	61.7	63.1	58.6
Top Speed [km/h]	66.0	67.2	64.8	61.2	63.1	64.1	60.9
Avg. Dist. to Rail [m]	7.3	3.7	3.1	1.6	5.5	2.6	0.8
Avg. Stride Freq. [Hz]	2.3	2.3	2.2	2.2	2.2	2.3	2.2
Avg. Stride Length [m]	6.7	8.0	7.9	7.8	7.7	7.9	7.7



- [] Ranking at each section and finish
- :-:- No data available at this section
- NA No data available

Horse/Jockey Name	Mr Worthington/Ron Stewart
Finish Rank	12
Fastest Section Time (Section)	0:11.10 (1200-1000)
Top Speed [km/h] (Section)	65.5 (1200-1000)
Race State	Finished



Eagle Farm QLD --Professional-2026-04-18

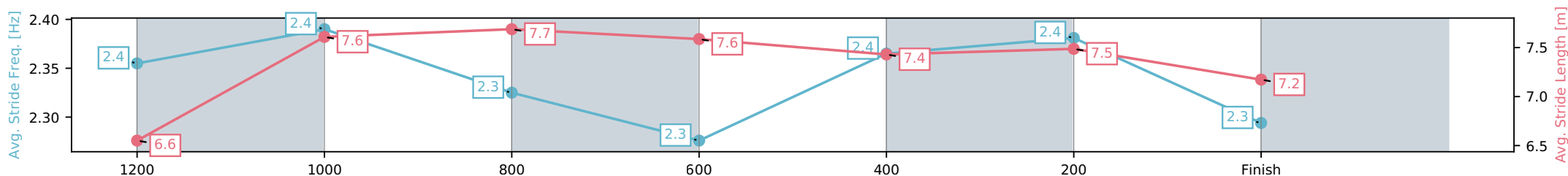
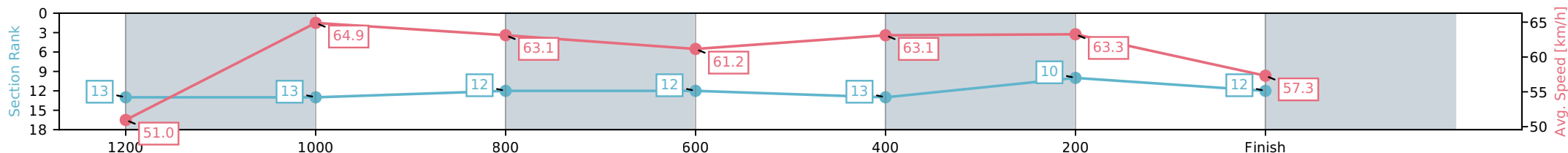
Race 8: JONES & CO IGA DAYBREAK LOVER - 1400m

18 April 2026 - 3:55PM

Track Rating: Good 4, Weather: Fine, Rail Position: +1m Entire Circuit



Section	L1400	L1200	L1000	L800	L600	L400	L200
Section Times	1:24.16 (0:14.34)	1:09.82 [13] (0:11.10)	0:58.72 [12] (0:11.54)	0:47.18 [12] (0:11.84)	0:35.34 [13] (0:11.39)	0:23.95 [10] (0:11.41)	0:12.55 [12] (0:12.55)
Average Speed [km/h]	51.0	64.9	63.1	61.2	63.1	63.3	57.3
Top Speed [km/h]	63.9	65.5	64.9	62.3	64.5	64.6	60.9
Avg. Dist. to Rail [m]	6.2	2.7	2.1	1.0	0.3	3.9	5.3
Avg. Stride Freq. [Hz]	2.4	2.4	2.3	2.3	2.4	2.4	2.3
Avg. Stride Length [m]	6.6	7.6	7.7	7.6	7.4	7.5	7.2



- [] Ranking at each section and finish
- :-:- No data available at this section
- NA No data available

Horse/Jockey Name	Special Artist/Cejay Graham
Finish Rank	13
Fastest Section Time (Section)	0:11.15 (1200-1000)
Top Speed [km/h] (Section)	65.9 (1200-1000)
Race State	Finished



Eagle Farm QLD --Professional-2026-04-18

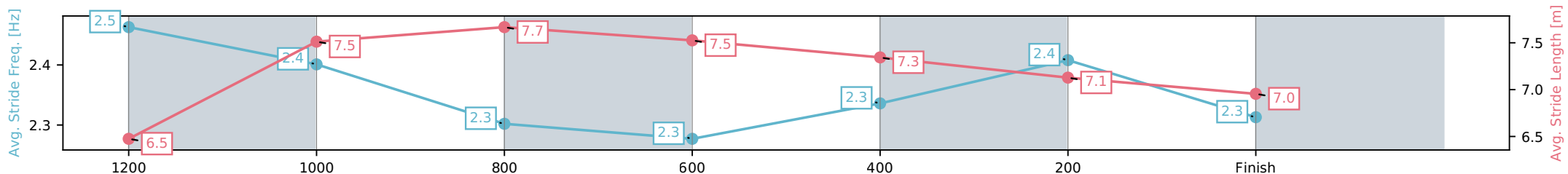
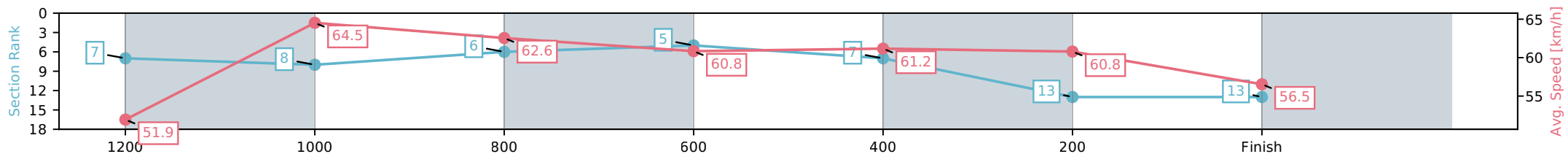
Race 8: JONES & CO IGA DAYBREAK LOVER - 1400m

18 April 2026 - 3:55PM

Track Rating: Good 4, Weather: Fine, Rail Position: +1m Entire Circuit



Section	L1400	L1200	L1000	L800	L600	L400	L200
Section Times	1:24.32 (0:14.04)	1:10.28 [8] (0:11.15)	0:59.13 [6] (0:11.38)	0:47.74 [5] (0:11.70)	0:36.04 [7] (0:11.56)	0:24.48 [13] (0:11.85)	0:12.63 [13] (0:12.63)
Average Speed [km/h]	51.9	64.5	62.6	60.8	61.2	60.8	56.5
Top Speed [km/h]	63.3	65.9	63.7	61.3	62.0	61.8	59.3
Avg. Dist. to Rail [m]	0.7	0.5	2.1	2.5	3.2	2.3	2.1
Avg. Stride Freq. [Hz]	2.5	2.4	2.3	2.3	2.3	2.4	2.3
Avg. Stride Length [m]	6.5	7.5	7.7	7.5	7.3	7.1	7.0



- [] Ranking at each section and finish
- :-:- No data available at this section
- NA No data available

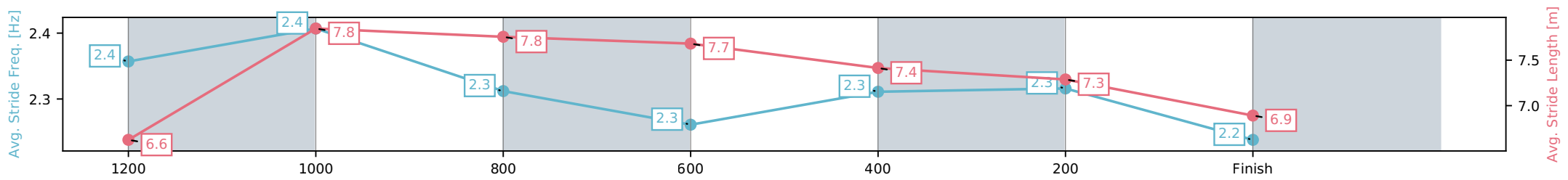
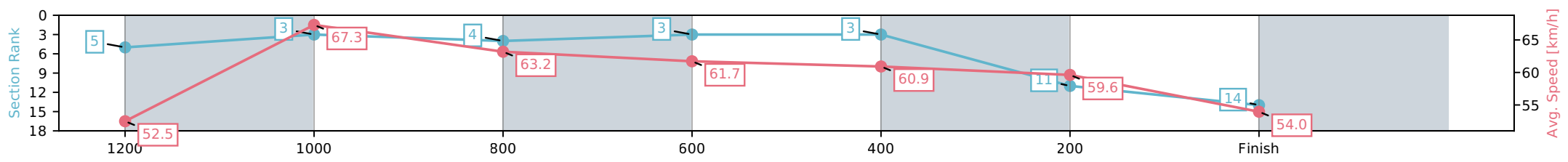
Horse/Jockey Name	Another Cashie/Jag Guthmann-Chester
Finish Rank	14
Fastest Section Time (Section)	0:10.72 (1200-1000)
Top Speed [km/h] (Section)	68.5 (1200-1000)
Race State	Finished



Eagle Farm QLD --Professional-2026-04-18
 Race 8: JONES & CO IGA DAYBREAK LOVER - 1400m
 18 April 2026 - 3:55PM
 Track Rating: Good 4, Weather: Fine, Rail Position: +1m Entire Circuit



Section	L1400	L1200	L1000	L800	L600	L400	L200
Section Times	1:24.70 (0:14.01)	1:10.69 [3] (0:10.72)	0:59.97 [4] (0:11.60)	0:48.37 [3] (0:11.69)	0:36.68 [3] (0:11.51)	0:25.17 [11] (0:12.09)	0:13.08 [14] (0:13.08)
Average Speed [km/h]	52.5	67.3	63.2	61.7	60.9	59.6	54.0
Top Speed [km/h]	67.7	68.5	65.8	63.0	61.6	60.8	57.2
Avg. Dist. to Rail [m]	10.6	5.9	3.5	1.1	5.2	3.8	1.6
Avg. Stride Freq. [Hz]	2.4	2.4	2.3	2.3	2.3	2.3	2.2
Avg. Stride Length [m]	6.6	7.8	7.8	7.7	7.4	7.3	6.9



[] Ranking at each section and finish
 -.-.- No data available at this section
 NA No data available

Horse/Jockey Name	Statement Of Truth/Jake Bayliss
Finish Rank	15
Fastest Section Time (Section)	0:10.98 (1200-1000)
Top Speed [km/h] (Section)	66.7 (1200-1000)
Race State	Finished



Eagle Farm QLD --Professional-2026-04-18

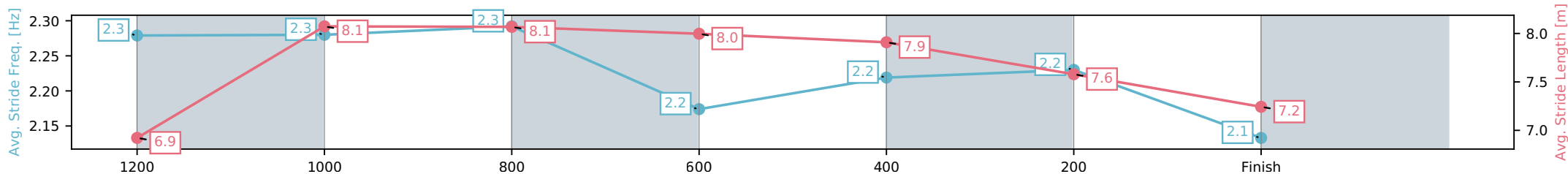
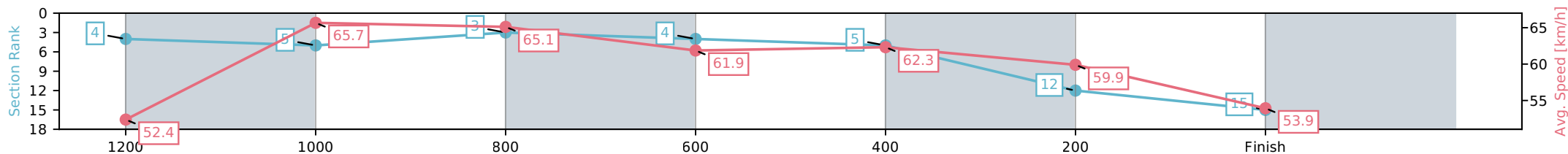
Race 8: JONES & CO IGA DAYBREAK LOVER - 1400m

18 April 2026 - 3:55PM

Track Rating: Good 4, Weather: Fine, Rail Position: +1m Entire Circuit



Section	L1400	L1200	L1000	L800	L600	L400	L200
Section Times	1:24.99 (0:13.99)	1:11.00 [5] (0:10.98)	1:00.02 [3] (0:11.31)	0:48.70 [4] (0:11.75)	0:36.95 [5] (0:11.63)	0:25.32 [12] (0:12.01)	0:13.31 [15] (0:13.31)
Average Speed [km/h]	52.4	65.7	65.1	61.9	62.3	59.9	53.9
Top Speed [km/h]	64.8	66.7	66.5	62.4	62.8	62.0	58.4
Avg. Dist. to Rail [m]	3.4	4.8	4.3	2.3	1.5	5.5	7.2
Avg. Stride Freq. [Hz]	2.3	2.3	2.3	2.2	2.2	2.2	2.1
Avg. Stride Length [m]	6.9	8.1	8.1	8.0	7.9	7.6	7.2



[] Ranking at each section and finish
 -:-:- No data available at this section
 NA No data available

Horse/Jockey Name	Trust In The Rock/Jason Taylor
Finish Rank	16
Fastest Section Time (Section)	0:11.13 (1200-1000)
Top Speed [km/h] (Section)	65.2 (1200-1000)
Race State	Finished



Eagle Farm QLD --Professional-2026-04-18

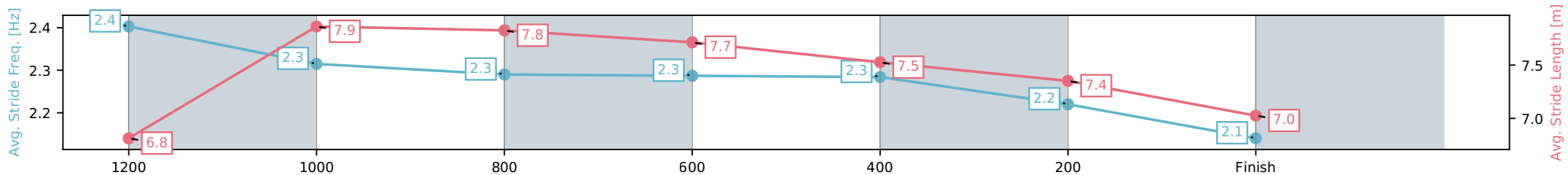
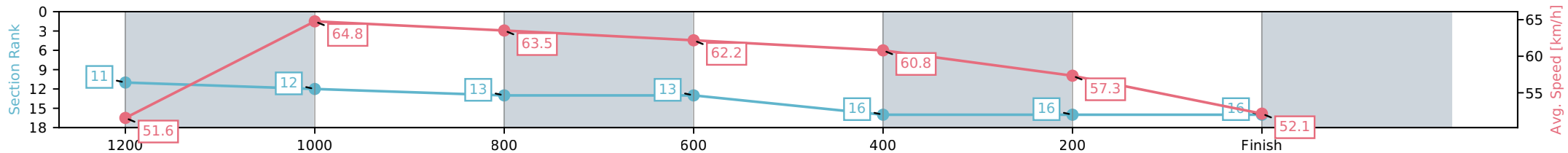
Race 8: JONES & CO IGA DAYBREAK LOVER - 1400m

18 April 2026 - 3:55PM

Track Rating: Good 4, Weather: Fine, Rail Position: +1m Entire Circuit



Section	L1400	L1200	L1000	L800	L600	L400	L200
Section Times	1:26.98 (0:14.23)	1:12.75 [12] (0:11.13)	1:01.62 [13] (0:11.69)	0:49.93 [13] (0:11.79)	0:38.14 [16] (0:11.93)	0:26.22 [16] (0:12.56)	0:13.66 [16] (0:13.66)
Average Speed [km/h]	51.6	64.8	63.5	62.2	60.8	57.3	52.1
Top Speed [km/h]	65.1	65.2	64.6	63.4	62.1	58.6	56.1
Avg. Dist. to Rail [m]	8.2	6.8	5.6	3.8	1.9	5.0	4.1
Avg. Stride Freq. [Hz]	2.4	2.3	2.3	2.3	2.3	2.2	2.1
Avg. Stride Length [m]	6.8	7.9	7.8	7.7	7.5	7.4	7.0



- [] Ranking at each section and finish
- :-:- No data available at this section
- NA No data available

Horse/Jockey Name	Spicy Martini/Taylor Marshall
Finish Rank	1
Fastest Section Time (Section)	0:10.52 (800-600)
Top Speed [km/h] (Section)	69.7 (800-600)
Race State	Finished



Eagle Farm QLD --Professional-2026-04-18

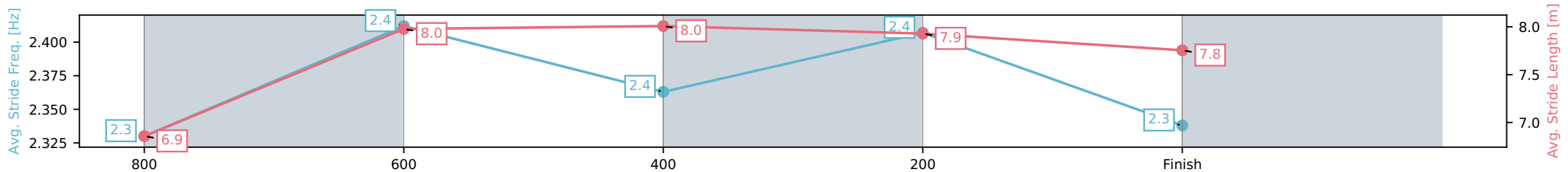
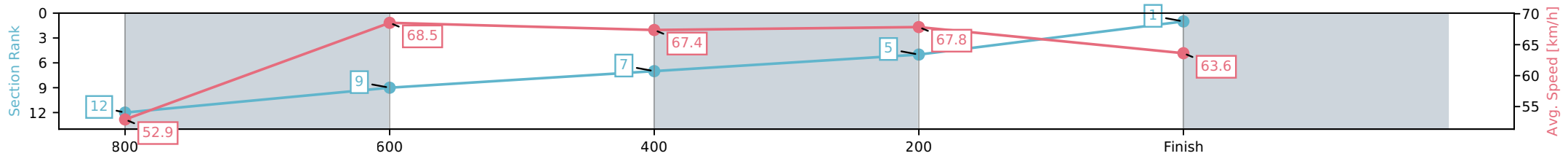
Race 9: LADBROKES ASCOT HANDICAP - 1000m

18 April 2026 - 4:29PM

Track Rating: Good 4, Weather: Fine, Rail Position: +1m Entire Circuit



Section	L1000	L800	L600	L400	L200
Section Times	0:56.97 (0:13.78)	0:43.19 [9] (0:10.52)	0:32.67 [7] (0:10.67)	0:21.99 [5] (0:10.62)	0:11.38 [1] (0:11.38)
Average Speed [km/h]	52.9	68.5	67.4	67.8	63.6
Top Speed [km/h]	67.2	69.7	68.3	68.8	66.6
Avg. Dist. to Rail [m]	3.1	0.5	0.4	0.5	0.3
Avg. Stride Freq. [Hz]	2.3	2.4	2.4	2.4	2.3
Avg. Stride Length [m]	6.9	8.0	8.0	7.9	7.8



[] Ranking at each section and finish
 -:-:- No data available at this section
 NA No data available

Horse/Jockey Name	Uncommon James/Ben Thompson
Finish Rank	2
Fastest Section Time (Section)	0:10.60 (400-200)
Top Speed [km/h] (Section)	69.4 (800-600)
Race State	Finished



Eagle Farm QLD --Professional-2026-04-18

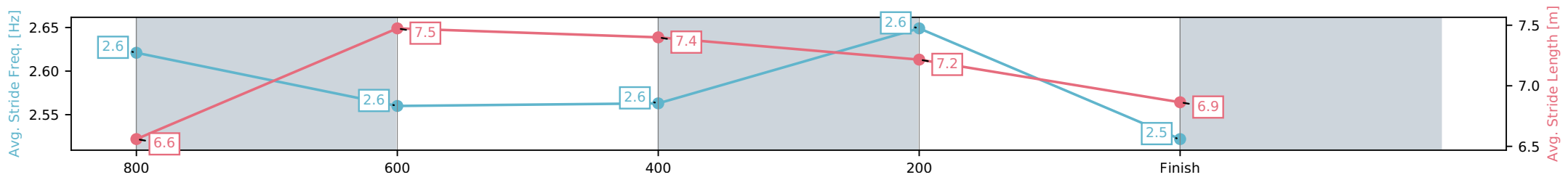
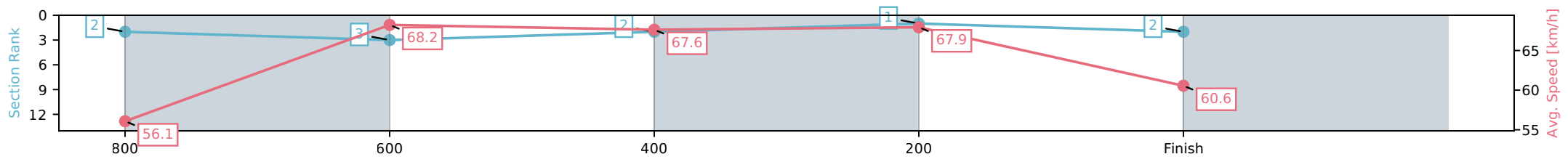
Race 9: LADBROKES ASCOT HANDICAP - 1000m

18 April 2026 - 4:29PM

Track Rating: Good 4, Weather: Fine, Rail Position: +1m Entire Circuit



Section	L1000	L800	L600	L400	L200
Section Times	0:57.04 (0:13.04)	0:44.00 [3] (0:10.70)	0:33.30 [2] (0:10.74)	0:22.56 [1] (0:10.60)	0:11.96 [2] (0:11.96)
Average Speed [km/h]	56.1	68.2	67.6	67.9	60.6
Top Speed [km/h]	68.0	69.4	68.2	68.8	64.8
Avg. Dist. to Rail [m]	3.7	3.0	1.7	3.7	3.9
Avg. Stride Freq. [Hz]	2.6	2.6	2.6	2.6	2.5
Avg. Stride Length [m]	6.6	7.5	7.4	7.2	6.9



[] Ranking at each section and finish
 -:-:- No data available at this section
 NA No data available

Horse/Jockey Name	Payline/Kyle Wilson-Taylor
Finish Rank	3
Fastest Section Time (Section)	0:10.58 (400-200)
Top Speed [km/h] (Section)	69.1 (400-200)
Race State	Finished



Eagle Farm QLD --Professional-2026-04-18

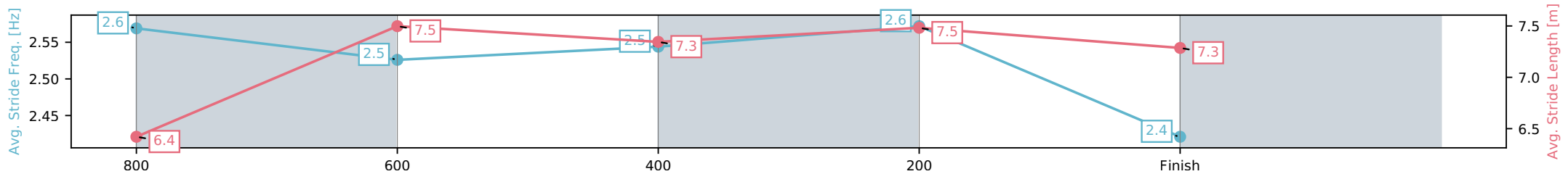
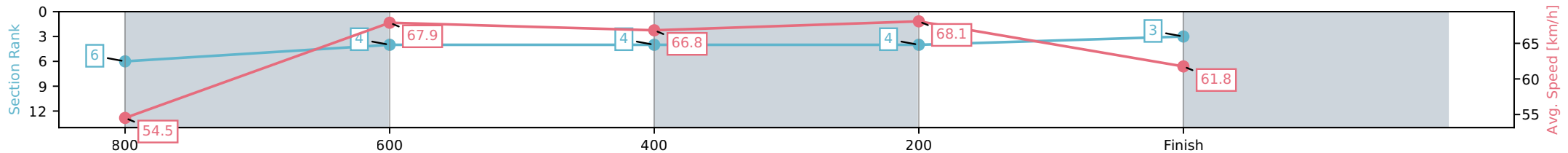
Race 9: LADBROKES ASCOT HANDICAP - 1000m

18 April 2026 - 4:29PM

Track Rating: Good 4, Weather: Fine, Rail Position: +1m Entire Circuit



Section	L1000	L800	L600	L400	L200
Section Times	0:57.07 (0:13.38)	0:43.69 [4] (0:10.61)	0:33.08 [4] (0:10.75)	0:22.33 [4] (0:10.58)	0:11.75 [3] (0:11.75)
Average Speed [km/h]	54.5	67.9	66.8	68.1	61.8
Top Speed [km/h]	65.9	68.7	68.9	69.1	65.6
Avg. Dist. to Rail [m]	1.9	0.7	0.8	2.9	4.5
Avg. Stride Freq. [Hz]	2.6	2.5	2.5	2.6	2.4
Avg. Stride Length [m]	6.4	7.5	7.3	7.5	7.3



- [] Ranking at each section and finish
- :-:- No data available at this section
- NA No data available

Horse/Jockey Name	Hidden Wealth/Ryan Maloney
Finish Rank	4
Fastest Section Time (Section)	0:10.47 (400-200)
Top Speed [km/h] (Section)	69.9 (400-200)
Race State	Finished



Eagle Farm QLD --Professional-2026-04-18

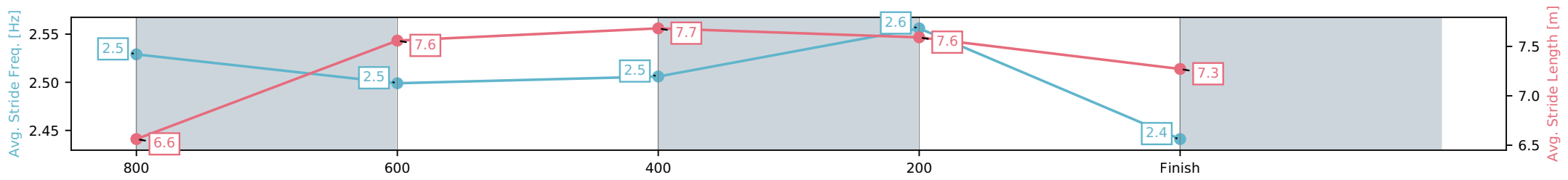
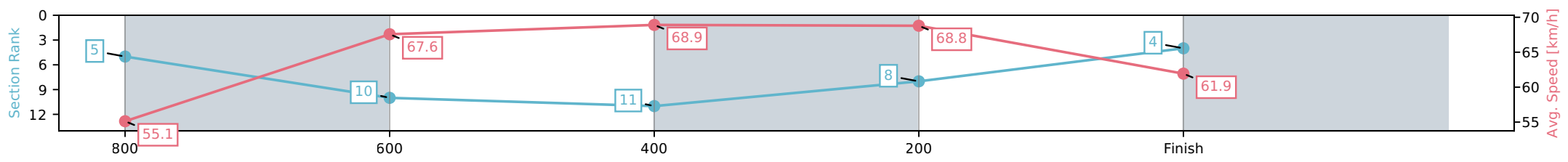
Race 9: LADBROKES ASCOT HANDICAP - 1000m

18 April 2026 - 4:29PM

Track Rating: Good 4, Weather: Fine, Rail Position: +1m Entire Circuit



Section	L1000	L800	L600	L400	L200
Section Times	0:57.14 (0:13.37)	0:43.77 [10] (0:11.08)	0:32.70 [11] (0:10.79)	0:21.91 [8] (0:10.47)	0:11.44 [4] (0:11.44)
Average Speed [km/h]	55.1	67.6	68.9	68.8	61.9
Top Speed [km/h]	68.0	68.6	69.6	69.9	66.8
Avg. Dist. to Rail [m]	7.4	8.6	6.4	8.6	7.1
Avg. Stride Freq. [Hz]	2.5	2.5	2.5	2.6	2.4
Avg. Stride Length [m]	6.6	7.6	7.7	7.6	7.3



[] Ranking at each section and finish
 -:-:- No data available at this section
 NA No data available

Horse/Jockey Name	Liquor/Emily Lang
Finish Rank	5
Fastest Section Time (Section)	0:10.63 (400-200)
Top Speed [km/h] (Section)	68.7 (400-200)
Race State	Finished



Eagle Farm QLD --Professional-2026-04-18

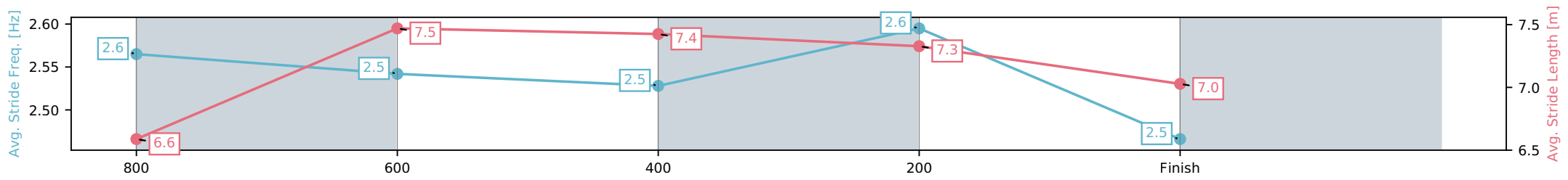
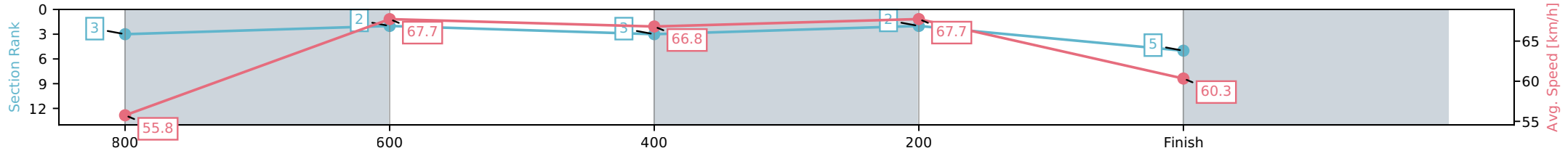
Race 9: LADBROKES ASCOT HANDICAP - 1000m

18 April 2026 - 4:29PM

Track Rating: Good 4, Weather: Fine, Rail Position: +1m Entire Circuit



Section	L1000	L800	L600	L400	L200
Section Times	0:57.16 (0:13.07)	0:44.09 [2] (0:10.66)	0:33.43 [3] (0:10.77)	0:22.66 [2] (0:10.63)	0:12.03 [5] (0:12.03)
Average Speed [km/h]	55.8	67.7	66.8	67.7	60.3
Top Speed [km/h]	66.7	68.5	68.0	68.7	66.1
Avg. Dist. to Rail [m]	1.6	0.8	0.2	0.2	0.6
Avg. Stride Freq. [Hz]	2.6	2.5	2.5	2.6	2.5
Avg. Stride Length [m]	6.6	7.5	7.4	7.3	7.0

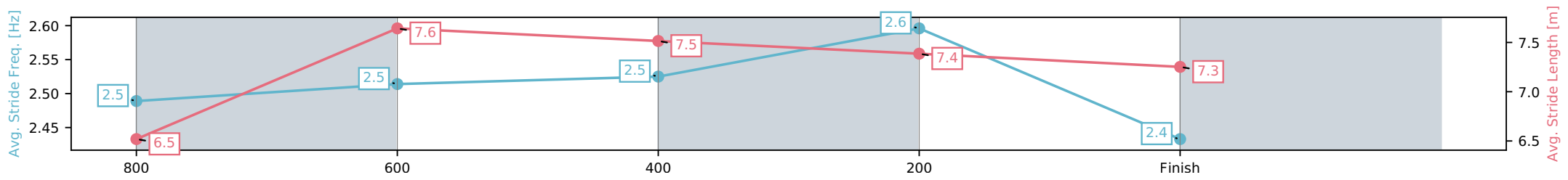
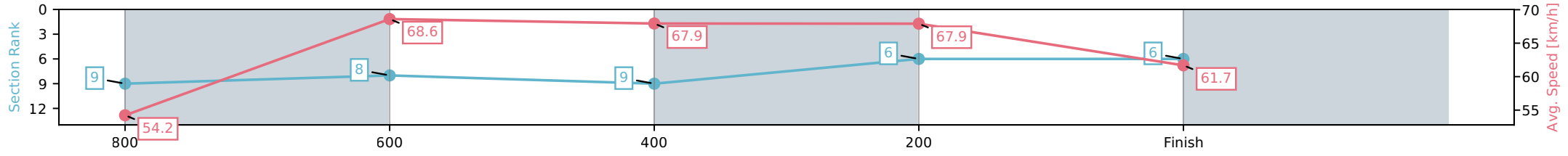


- [] Ranking at each section and finish
- :-:- No data available at this section
- NA No data available

Horse/Jockey Name	Abounding/Vlad Duric
Finish Rank	6
Fastest Section Time (Section)	0:10.61 (400-200)
Top Speed [km/h] (Section)	69.0 (800-600)
Race State	Finished



Section	L1000	L800	L600	L400	L200
Section Times	0:57.32 (0:13.52)	0:43.80 [8] (0:10.74)	0:33.06 [9] (0:10.80)	0:22.26 [6] (0:10.61)	0:11.65 [6] (0:11.65)
Average Speed [km/h]	54.2	68.6	67.9	67.9	61.7
Top Speed [km/h]	67.6	69.0	68.4	69.0	65.7
Avg. Dist. to Rail [m]	6.7	4.9	3.6	4.0	6.4
Avg. Stride Freq. [Hz]	2.5	2.5	2.5	2.6	2.4
Avg. Stride Length [m]	6.5	7.6	7.5	7.4	7.3



[] Ranking at each section and finish
 -:-:- No data available at this section
 NA No data available

Horse/Jockey Name	Golden Boom/Angela Jones
Finish Rank	7
Fastest Section Time (Section)	0:10.56 (800-600)
Top Speed [km/h] (Section)	69.2 (1000 - 800)
Race State	Finished



Eagle Farm QLD --Professional-2026-04-18

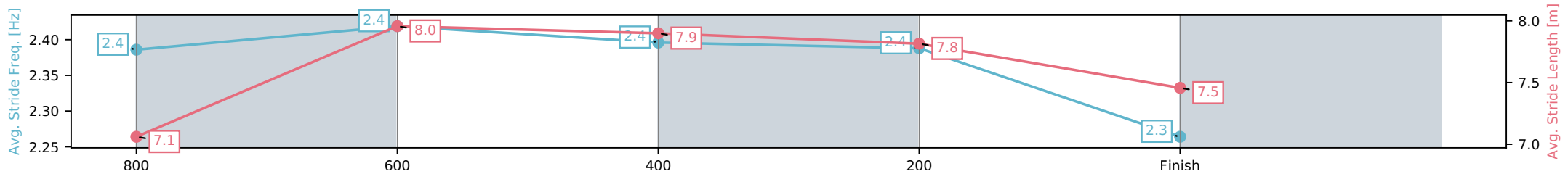
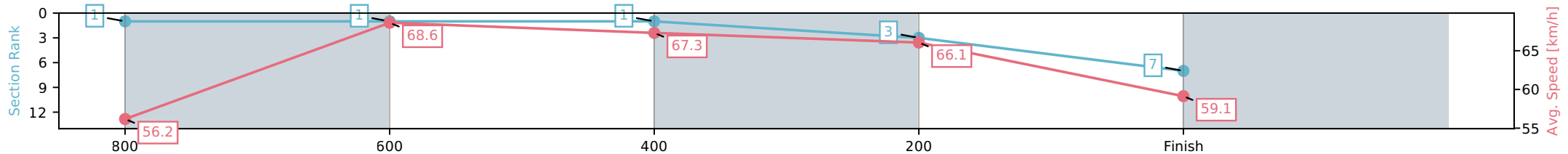
Race 9: LADBROKES ASCOT HANDICAP - 1000m

18 April 2026 - 4:29PM

Track Rating: Good 4, Weather: Fine, Rail Position: +1m Entire Circuit



Section	L1000	L800	L600	L400	L200
Section Times	0:57.45 (0:13.00)	0:44.45 [1] (0:10.56)	0:33.88 [1] (0:10.75)	0:23.13 [3] (0:10.90)	0:12.24 [7] (0:12.24)
Average Speed [km/h]	56.2	68.6	67.3	66.1	59.1
Top Speed [km/h]	69.2	69.1	68.2	67.5	63.2
Avg. Dist. to Rail [m]	3.2	1.4	1.0	1.5	2.3
Avg. Stride Freq. [Hz]	2.4	2.4	2.4	2.4	2.3
Avg. Stride Length [m]	7.1	8.0	7.9	7.8	7.5



[] Ranking at each section and finish
 -:-:- No data available at this section
 NA No data available

Horse/Jockey Name	Golden Decade/Damien Thornton
Finish Rank	8
Fastest Section Time (Section)	0:10.67 (400-200)
Top Speed [km/h] (Section)	69.0 (400-200)
Race State	Finished



Eagle Farm QLD --Professional-2026-04-18

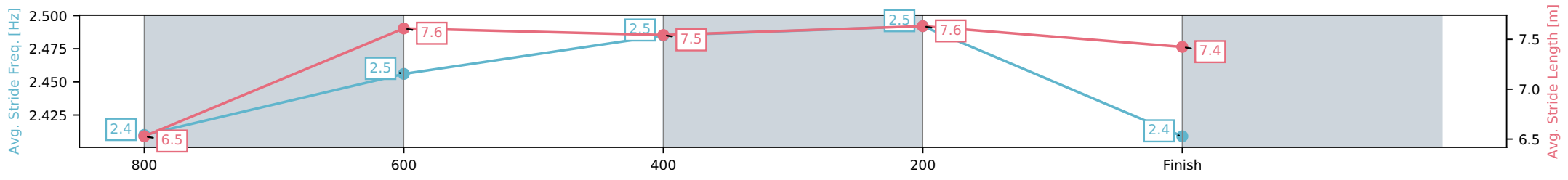
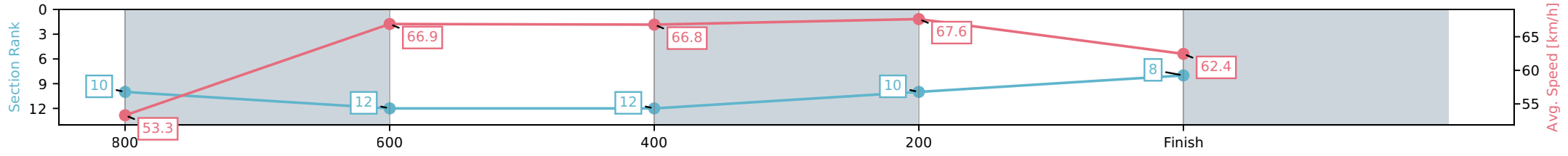
Race 9: LADBROKES ASCOT HANDICAP - 1000m

18 April 2026 - 4:29PM

Track Rating: Good 4, Weather: Fine, Rail Position: +1m Entire Circuit



Section	L1000	L800	L600	L400	L200
Section Times	0:57.57 (0:13.71)	0:43.86 [12] (0:10.84)	0:33.02 [12] (0:10.72)	0:22.30 [10] (0:10.67)	0:11.63 [8] (0:11.63)
Average Speed [km/h]	53.3	66.9	66.8	67.6	62.4
Top Speed [km/h]	65.3	68.1	67.7	69.0	67.2
Avg. Dist. to Rail [m]	1.3	1.4	1.0	1.0	1.4
Avg. Stride Freq. [Hz]	2.4	2.5	2.5	2.5	2.4
Avg. Stride Length [m]	6.5	7.6	7.5	7.6	7.4



[] Ranking at each section and finish
 -:-:- No data available at this section
 NA No data available

Horse/Jockey Name	Unflinching/Jake Bayliss
Finish Rank	9
Fastest Section Time (Section)	0:10.64 (800-600)
Top Speed [km/h] (Section)	69.1 (800-600)
Race State	Finished



Eagle Farm QLD --Professional-2026-04-18

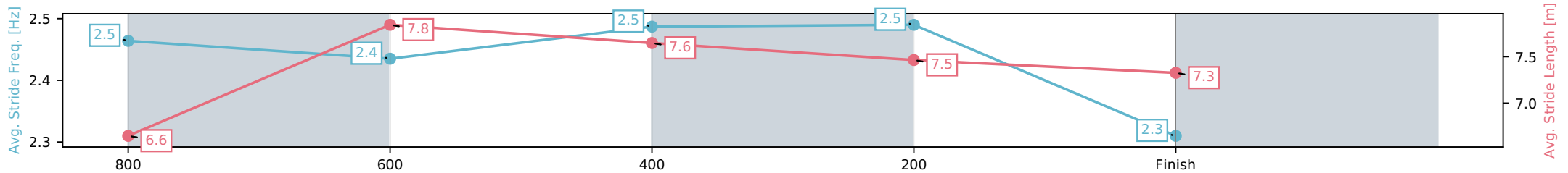
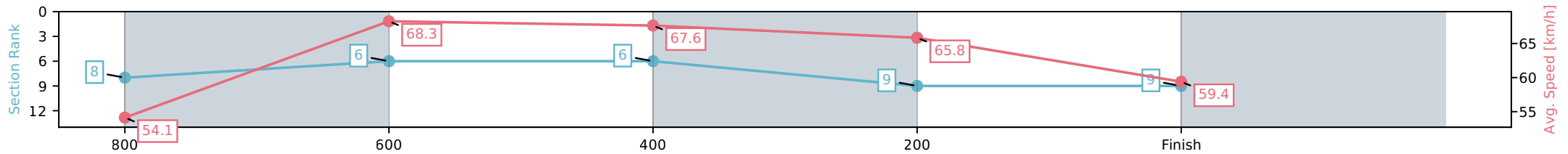
Race 9: LADBROKES ASCOT HANDICAP - 1000m

18 April 2026 - 4:29PM

Track Rating: Good 4, Weather: Fine, Rail Position: +1m Entire Circuit



Section	L1000	L800	L600	L400	L200
Section Times	0:57.80 (0:13.52)	0:44.28 [6] (0:10.64)	0:33.64 [6] (0:10.66)	0:22.98 [9] (0:10.95)	0:12.03 [9] (0:12.03)
Average Speed [km/h]	54.1	68.3	67.6	65.8	59.4
Top Speed [km/h]	66.8	69.1	68.4	68.1	62.3
Avg. Dist. to Rail [m]	5.3	2.0	0.5	3.4	4.9
Avg. Stride Freq. [Hz]	2.5	2.4	2.5	2.5	2.3
Avg. Stride Length [m]	6.6	7.8	7.6	7.5	7.3

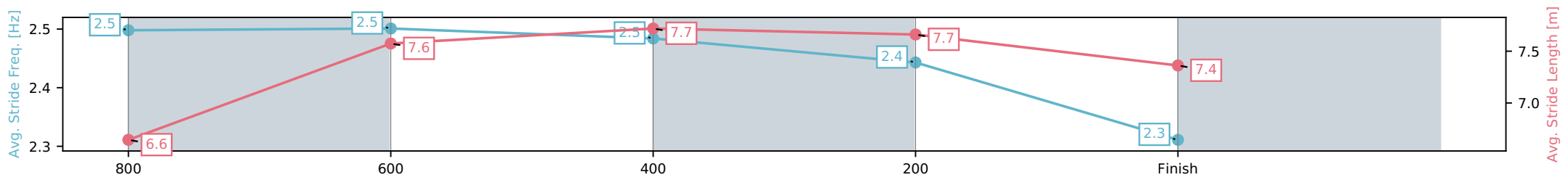
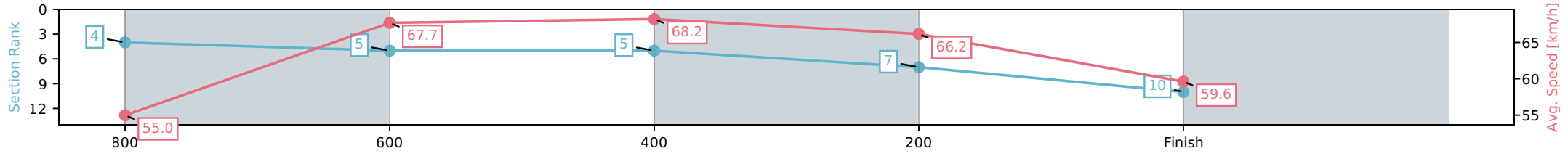


- [] Ranking at each section and finish
- :-:- No data available at this section
- NA No data available

Horse/Jockey Name	King Kapa/Cejay Graham
Finish Rank	10
Fastest Section Time (Section)	0:10.65 (600-400)
Top Speed [km/h] (Section)	68.6 (600-400)
Race State	Finished



Section	L1000	L800	L600	L400	L200
Section Times	0:57.85 (0:13.32)	0:44.52 [5] (0:10.82)	0:33.71 [5] (0:10.65)	0:23.06 [7] (0:10.88)	0:12.17 [10] (0:12.17)
Average Speed [km/h]	55.0	67.7	68.2	66.2	59.6
Top Speed [km/h]	67.7	68.5	68.6	67.9	63.7
Avg. Dist. to Rail [m]	6.3	3.8	1.7	4.3	5.4
Avg. Stride Freq. [Hz]	2.5	2.5	2.5	2.4	2.3
Avg. Stride Length [m]	6.6	7.6	7.7	7.7	7.4



[] Ranking at each section and finish
 -:-:- No data available at this section
 NA No data available

Horse/Jockey Name	Rockribbed/Daniel Moor
Finish Rank	11
Fastest Section Time (Section)	0:10.72 (600-400)
Top Speed [km/h] (Section)	69.5 (600-400)
Race State	Finished



Eagle Farm QLD --Professional-2026-04-18

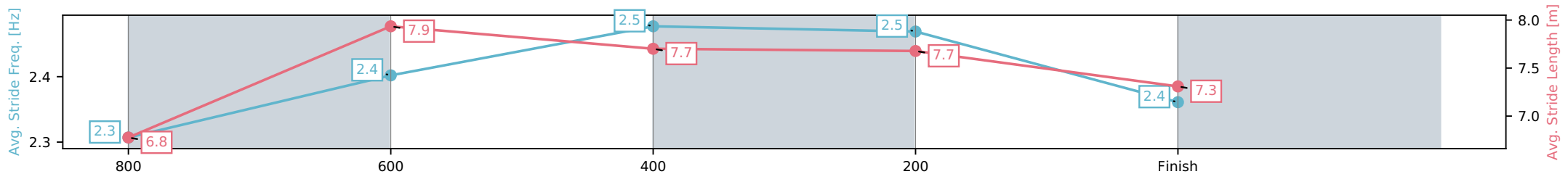
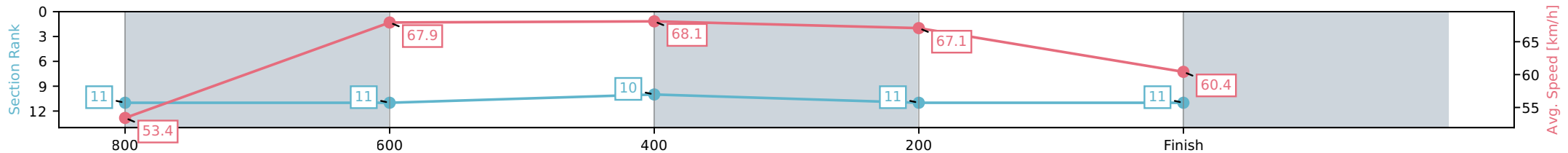
Race 9: LADBROKES ASCOT HANDICAP - 1000m

18 April 2026 - 4:29PM

Track Rating: Good 4, Weather: Fine, Rail Position: +1m Entire Circuit



Section	L1000	L800	L600	L400	L200
Section Times	0:57.91 (0:13.74)	0:44.16 [11] (0:10.74)	0:33.42 [10] (0:10.72)	0:22.70 [11] (0:10.74)	0:11.96 [11] (0:11.96)
Average Speed [km/h]	53.4	67.9	68.1	67.1	60.4
Top Speed [km/h]	67.4	68.7	69.5	69.3	63.8
Avg. Dist. to Rail [m]	7.7	2.8	3.1	5.3	3.9
Avg. Stride Freq. [Hz]	2.3	2.4	2.5	2.5	2.4
Avg. Stride Length [m]	6.8	7.9	7.7	7.7	7.3



[] Ranking at each section and finish
 -:-:- No data available at this section
 NA No data available

Horse/Jockey Name	Battlefield/Mark Du Plessis
Finish Rank	12
Fastest Section Time (Section)	0:10.75 (800-600)
Top Speed [km/h] (Section)	68.8 (800-600)
Race State	Finished



Eagle Farm QLD --Professional-2026-04-18

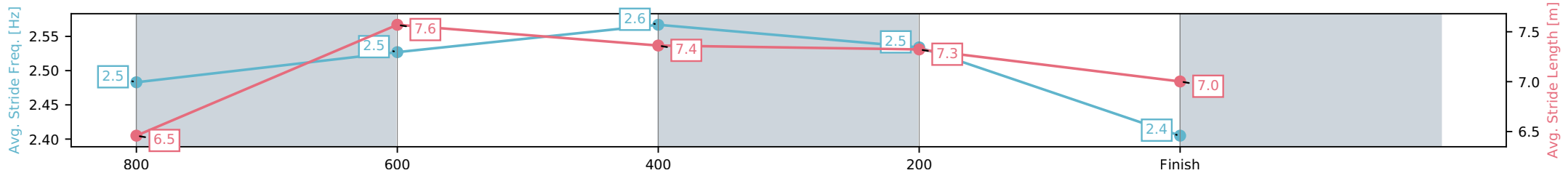
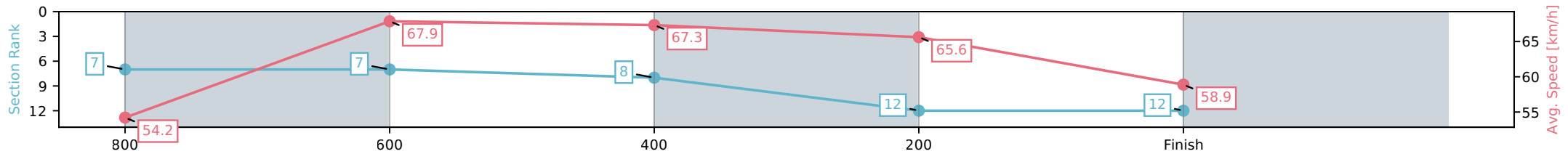
Race 9: LADBROKES ASCOT HANDICAP - 1000m

18 April 2026 - 4:29PM

Track Rating: Good 4, Weather: Fine, Rail Position: +1m Entire Circuit



Section	L1000	L800	L600	L400	L200
Section Times	0:58.25 (0:13.46)	0:44.78 [7] (0:10.75)	0:34.04 [8] (0:10.80)	0:23.23 [12] (0:10.97)	0:12.26 [12] (0:12.26)
Average Speed [km/h]	54.2	67.9	67.3	65.6	58.9
Top Speed [km/h]	68.7	68.8	68.7	67.9	62.6
Avg. Dist. to Rail [m]	3.4	2.9	2.0	2.3	1.8
Avg. Stride Freq. [Hz]	2.5	2.5	2.6	2.5	2.4
Avg. Stride Length [m]	6.5	7.6	7.4	7.3	7.0



[] Ranking at each section and finish
 -:-:- No data available at this section
 NA No data available