





Sunshine Coast QLD -  
 Race 1: DUNES & GREENE Maiden Handicap - 1800m  
 19 April 2026 - 12:27PM



Track Rating: Soft 5, Weather: Fine, Rail Position: True Entire Circuit

Field Times 0:11.96  
 (Race Tempo) (0:11.96)

| Rank | TAB#   | Horse           | Overall Time  | First 400m | Top Speed km/h (Section) | L200         |  |  |  |  |  |  |  |  |
|------|--------|-----------------|---------------|------------|--------------------------|--------------|--|--|--|--|--|--|--|--|
|      | (BAR#) | Jockey          | Margin (DT-W) | Last 600m  | Fastest Section (Time)   | 200 - Finish |  |  |  |  |  |  |  |  |
| 1    | 6      | Evade The Game  | 1:53.01       | 0:27.75    | 65.0 (400-200)           | 0:11.78 [2]  |  |  |  |  |  |  |  |  |
|      | (8)    | Jake Bayliss    |               | 0:34.83    | 400-200 (0:11.27)        | (0:11.78)    |  |  |  |  |  |  |  |  |
| 2    | 3      | Amelioration    | 1:53.12       | 0:26.86    | 62.7 (400-200)           | 0:12.07 [1]  |  |  |  |  |  |  |  |  |
|      | (3)    | Emily Lang      | 0.7L (-5)     | 0:35.64    | 400-200 (0:11.58)        | (0:12.07)    |  |  |  |  |  |  |  |  |
| 3    | 7      | Ship Happens    | 1:53.34       | 0:27.51    | 64.0 (400-200)           | 0:12.06 [3]  |  |  |  |  |  |  |  |  |
|      | (7)    | Damien Thornton | 2.0L (+0)     | 0:35.33    | 400-200 (0:11.46)        | (0:12.06)    |  |  |  |  |  |  |  |  |
| 4    | 1      | I'm On Fire     | 1:53.69       | 0:27.29    | 62.8 (400-200)           | 0:12.33 [4]  |  |  |  |  |  |  |  |  |
|      | (1)    | Bailey Wheeler  | 4.0L (-5)     | 0:35.89    | 400-200 (0:11.56)        | (0:12.33)    |  |  |  |  |  |  |  |  |
| 5    | 2      | Continent       | 1:54.08       | 0:27.17    | 62.6 (400-200)           | 0:12.66 [6]  |  |  |  |  |  |  |  |  |
|      | (5)    | Daniel Moor     | 6.3L (-2)     | 0:36.32    | 400-200 (0:11.65)        | (0:12.66)    |  |  |  |  |  |  |  |  |
| 6    | 9      | Violaceous      | 1:54.78       | 0:26.62    | 61.1 (400-200)           | 0:13.38 [5]  |  |  |  |  |  |  |  |  |
|      | (2)    | Fred Larson     | 10.4L (-4)    | 0:37.66    | 400-200 (0:12.03)        | (0:13.38)    |  |  |  |  |  |  |  |  |
| 7    | 5      | Oakfield Galaxy | 1:54.79       | 0:27.58    | 62.3 (400-200)           | 0:12.86 [7]  |  |  |  |  |  |  |  |  |
|      | (4)    | Brandon Lerena  | 10.5L (-5)    | 0:36.66    | 400-200 (0:11.80)        | (0:12.86)    |  |  |  |  |  |  |  |  |

Scratched: Tappy's Star (#4), Kamigamo (#8)

Report Created: Sun 19 April 2026

(Note: Races are conducted over an approximate distance as close as possible to the advertised distance, and recorded data may vary accordingly. Official times refer to race times only and do not include handicap times.)

[ ] Position in running at each section and finish TAB# Saddle cloth number

-:--:-- No data available at this section

NA No data available

DNT Did not track

BAR# Barrier/Gate Position

DNF Did not finish

DT-W Distance travelled compared to winner in metres

Fastest split

Fastest section

|                                |                             |
|--------------------------------|-----------------------------|
| Horse/Jockey Name              | Evade The Game/Jake Bayliss |
| Finish Rank                    | 1                           |
| Fastest Section Time (Section) | 0:11.27 (400-200)           |
| Top Speed [km/h] (Section)     | 65.0 (400-200)              |
| Race State                     | Finished                    |



Sunshine Coast QLD

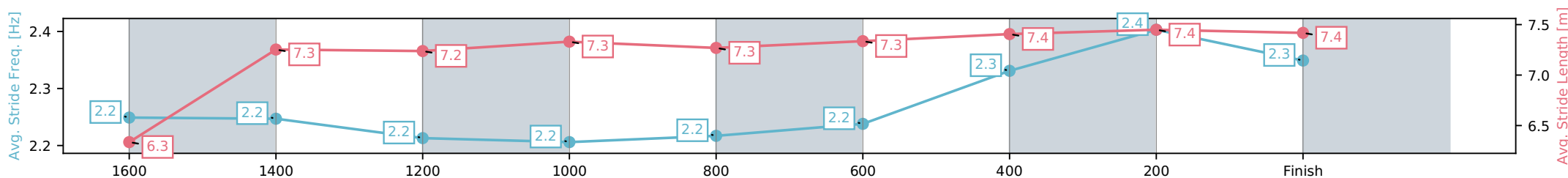
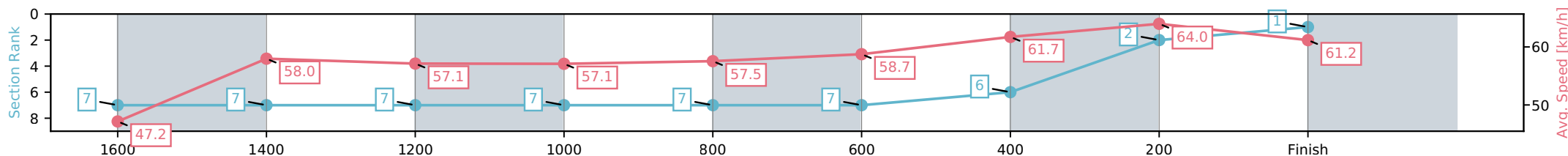
Race 1: DUNES & GREENE Maiden Handicap - 1800m



19 April 2026 - 12:27PM

Track Rating: Soft 5, Weather: Fine, Rail Position: True Entire Circuit

| Section                | L1800                | L1600                    | L1400                    | L1200                    | L1000                    | L800                     | L600                     | L400                     | L200                     |
|------------------------|----------------------|--------------------------|--------------------------|--------------------------|--------------------------|--------------------------|--------------------------|--------------------------|--------------------------|
| Section Times          | 1:53.01<br>(0:15.13) | 1:37.88 [7]<br>(0:12.62) | 1:25.25 [7]<br>(0:12.69) | 1:12.56 [7]<br>(0:12.69) | 0:59.88 [7]<br>(0:12.62) | 0:47.26 [7]<br>(0:12.43) | 0:34.82 [6]<br>(0:11.78) | 0:23.04 [2]<br>(0:11.27) | 0:11.78 [1]<br>(0:11.78) |
| Average Speed [km/h]   | 47.2                 | 58.0                     | 57.1                     | 57.1                     | 57.5                     | 58.7                     | 61.7                     | 64.0                     | 61.2                     |
| Top Speed [km/h]       | 58.6                 | 59.1                     | 58.8                     | 58.7                     | 58.4                     | 60.6                     | 62.6                     | 65.0                     | 64.4                     |
| Avg. Dist. to Rail [m] | 9.4                  | 4.0                      | 3.8                      | 3.8                      | 3.8                      | 2.6                      | 1.7                      | 5.7                      | 6.8                      |
| Avg. Stride Freq. [Hz] | 2.2                  | 2.2                      | 2.2                      | 2.2                      | 2.2                      | 2.2                      | 2.3                      | 2.4                      | 2.3                      |
| Avg. Stride Length [m] | 6.3                  | 7.3                      | 7.2                      | 7.3                      | 7.3                      | 7.3                      | 7.4                      | 7.4                      | 7.4                      |



[ ] Ranking at each section and finish  
 -:-:- No data available at this section  
 NA No data available

|                                |                         |
|--------------------------------|-------------------------|
| Horse/Jockey Name              | Amelioration/Emily Lang |
| Finish Rank                    | 2                       |
| Fastest Section Time (Section) | 0:11.58 (400-200)       |
| Top Speed [km/h] (Section)     | 62.7 (400-200)          |
| Race State                     | Finished                |



Sunshine Coast QLD

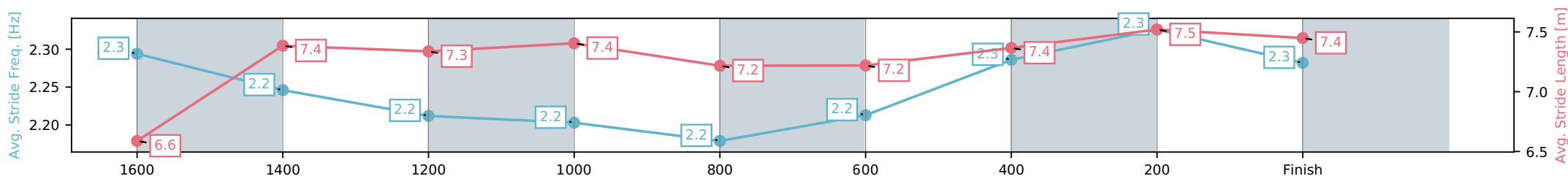
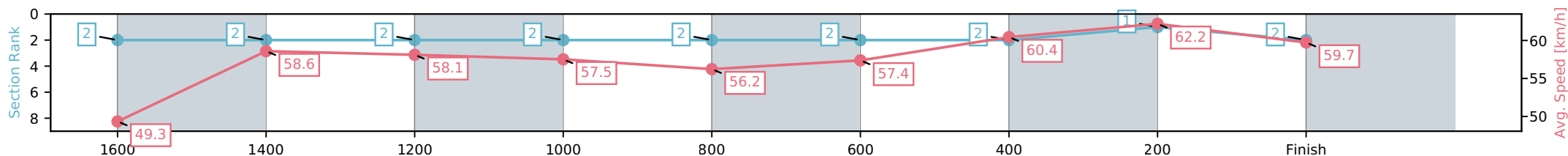
Race 1: DUNES & GREENE Maiden Handicap - 1800m



19 April 2026 - 12:27PM

Track Rating: Soft 5, Weather: Fine, Rail Position: True Entire Circuit

| Section                | L1800                | L1600                    | L1400                    | L1200                    | L1000                    | L800                     | L600                     | L400                     | L200                     |
|------------------------|----------------------|--------------------------|--------------------------|--------------------------|--------------------------|--------------------------|--------------------------|--------------------------|--------------------------|
| Section Times          | 1:53.12<br>(0:14.41) | 1:38.71 [2]<br>(0:12.45) | 1:26.26 [2]<br>(0:12.47) | 1:13.79 [2]<br>(0:12.58) | 1:01.21 [2]<br>(0:12.89) | 0:48.32 [2]<br>(0:12.68) | 0:35.64 [2]<br>(0:11.99) | 0:23.65 [1]<br>(0:11.58) | 0:12.07 [2]<br>(0:12.07) |
| Average Speed [km/h]   | 49.3                 | 58.6                     | 58.1                     | 57.5                     | 56.2                     | 57.4                     | 60.4                     | 62.2                     | 59.7                     |
| Top Speed [km/h]       | 60.1                 | 59.8                     | 58.4                     | 58.6                     | 57.2                     | 58.7                     | 61.5                     | 62.7                     | 61.3                     |
| Avg. Dist. to Rail [m] | 5.0                  | 3.3                      | 3.5                      | 3.5                      | 3.0                      | 2.0                      | 0.9                      | 3.7                      | 4.3                      |
| Avg. Stride Freq. [Hz] | 2.3                  | 2.2                      | 2.2                      | 2.2                      | 2.2                      | 2.2                      | 2.3                      | 2.3                      | 2.3                      |
| Avg. Stride Length [m] | 6.6                  | 7.4                      | 7.3                      | 7.4                      | 7.2                      | 7.2                      | 7.4                      | 7.5                      | 7.4                      |



- [ ] Ranking at each section and finish
- :-:- No data available at this section
- NA No data available

|                                |                              |
|--------------------------------|------------------------------|
| Horse/Jockey Name              | Ship Happens/Damien Thornton |
| Finish Rank                    | 3                            |
| Fastest Section Time (Section) | 0:11.46 (400-200)            |
| Top Speed [km/h] (Section)     | 64.0 (400-200)               |
| Race State                     | Finished                     |



Sunshine Coast QLD

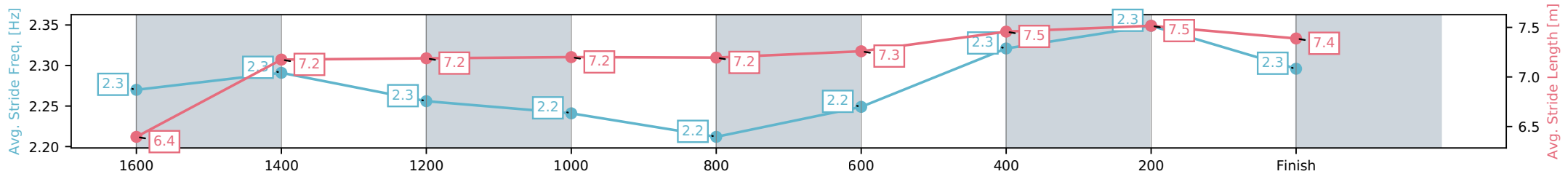
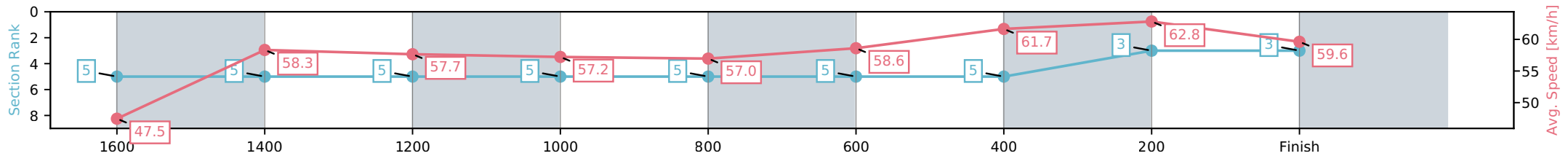
Race 1: DUNES & GREENE Maiden Handicap - 1800m

19 April 2026 - 12:27PM



Track Rating: Soft 5, Weather: Fine, Rail Position: True Entire Circuit

| Section                | L1800                | L1600                    | L1400                    | L1200                    | L1000                    | L800                     | L600                     | L400                     | L200                     |
|------------------------|----------------------|--------------------------|--------------------------|--------------------------|--------------------------|--------------------------|--------------------------|--------------------------|--------------------------|
| Section Times          | 1:53.34<br>(0:15.01) | 1:38.33 [5]<br>(0:12.50) | 1:25.83 [5]<br>(0:12.60) | 1:13.23 [5]<br>(0:12.67) | 1:00.57 [5]<br>(0:12.73) | 0:47.84 [5]<br>(0:12.50) | 0:35.34 [5]<br>(0:11.81) | 0:23.52 [3]<br>(0:11.46) | 0:12.06 [3]<br>(0:12.06) |
| Average Speed [km/h]   | 47.5                 | 58.3                     | 57.7                     | 57.2                     | 57.0                     | 58.6                     | 61.7                     | 62.8                     | 59.6                     |
| Top Speed [km/h]       | 58.9                 | 59.4                     | 58.1                     | 58.2                     | 57.6                     | 60.3                     | 62.4                     | 64.0                     | 62.2                     |
| Avg. Dist. to Rail [m] | 8.1                  | 3.5                      | 4.2                      | 4.4                      | 4.0                      | 2.8                      | 1.9                      | 5.9                      | 6.6                      |
| Avg. Stride Freq. [Hz] | 2.3                  | 2.3                      | 2.3                      | 2.2                      | 2.2                      | 2.2                      | 2.3                      | 2.3                      | 2.3                      |
| Avg. Stride Length [m] | 6.4                  | 7.2                      | 7.2                      | 7.2                      | 7.2                      | 7.3                      | 7.5                      | 7.5                      | 7.4                      |



- [ ] Ranking at each section and finish
- :-:- No data available at this section
- NA No data available

|                                |                            |
|--------------------------------|----------------------------|
| Horse/Jockey Name              | I'm On Fire/Bailey Wheeler |
| Finish Rank                    | 4                          |
| Fastest Section Time (Section) | 0:11.56 (400-200)          |
| Top Speed [km/h] (Section)     | 62.8 (400-200)             |
| Race State                     | Finished                   |



Sunshine Coast QLD

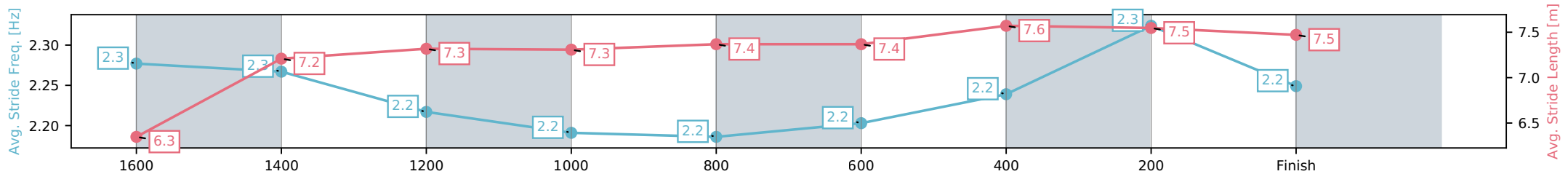
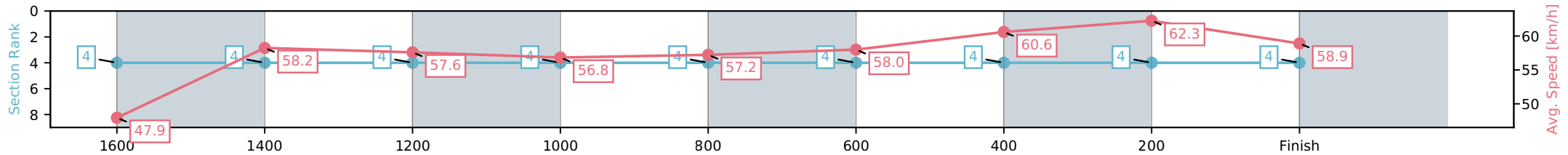
Race 1: DUNES & GREENE Maiden Handicap - 1800m



19 April 2026 - 12:27PM

Track Rating: Soft 5, Weather: Fine, Rail Position: True Entire Circuit

| Section                | L1800                | L1600                    | L1400                    | L1200                    | L1000                    | L800                     | L600                     | L400                     | L200                     |
|------------------------|----------------------|--------------------------|--------------------------|--------------------------|--------------------------|--------------------------|--------------------------|--------------------------|--------------------------|
| Section Times          | 1:53.69<br>(0:14.84) | 1:38.85 [4]<br>(0:12.45) | 1:26.40 [4]<br>(0:12.58) | 1:13.82 [4]<br>(0:12.72) | 1:01.11 [4]<br>(0:12.67) | 0:48.44 [4]<br>(0:12.54) | 0:35.89 [4]<br>(0:12.00) | 0:23.89 [4]<br>(0:11.56) | 0:12.33 [4]<br>(0:12.33) |
| Average Speed [km/h]   | 47.9                 | 58.2                     | 57.6                     | 56.8                     | 57.2                     | 58.0                     | 60.6                     | 62.3                     | 58.9                     |
| Top Speed [km/h]       | 58.6                 | 58.6                     | 58.4                     | 58.0                     | 57.7                     | 58.9                     | 61.7                     | 62.8                     | 61.1                     |
| Avg. Dist. to Rail [m] | 2.8                  | 2.2                      | 2.7                      | 3.0                      | 2.8                      | 1.8                      | 1.7                      | 5.8                      | 6.7                      |
| Avg. Stride Freq. [Hz] | 2.3                  | 2.3                      | 2.2                      | 2.2                      | 2.2                      | 2.2                      | 2.2                      | 2.3                      | 2.2                      |
| Avg. Stride Length [m] | 6.3                  | 7.2                      | 7.3                      | 7.3                      | 7.4                      | 7.4                      | 7.6                      | 7.5                      | 7.5                      |



- [ ] Ranking at each section and finish
- :-:- No data available at this section
- NA No data available

|                                |                       |
|--------------------------------|-----------------------|
| Horse/Jockey Name              | Continent/Daniel Moor |
| Finish Rank                    | 5                     |
| Fastest Section Time (Section) | 0:11.65 (400-200)     |
| Top Speed [km/h] (Section)     | 62.6 (400-200)        |
| Race State                     | Finished              |



Sunshine Coast QLD

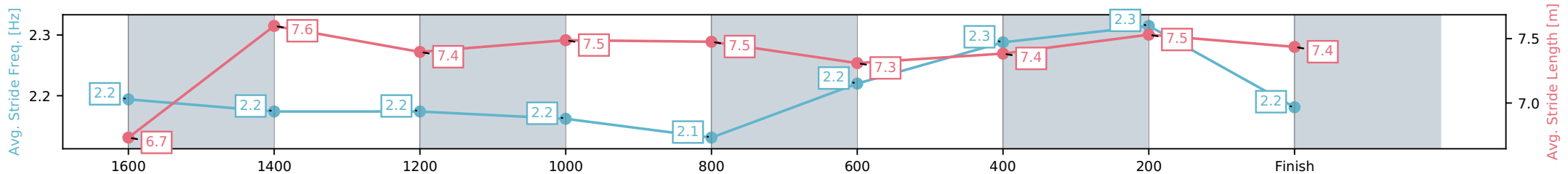
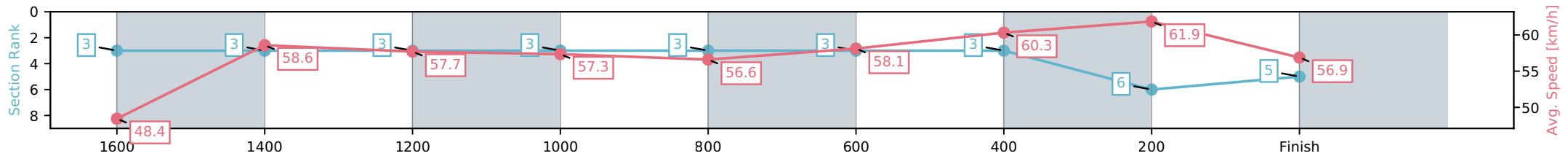
Race 1: DUNES & GREENE Maiden Handicap - 1800m

19 April 2026 - 12:27PM



Track Rating: Soft 5, Weather: Fine, Rail Position: True Entire Circuit

| Section                | L1800                | L1600                    | L1400                    | L1200                    | L1000                    | L800                     | L600                     | L400                     | L200                     |
|------------------------|----------------------|--------------------------|--------------------------|--------------------------|--------------------------|--------------------------|--------------------------|--------------------------|--------------------------|
| Section Times          | 1:54.08<br>(0:14.71) | 1:39.37 [3]<br>(0:12.46) | 1:26.91 [3]<br>(0:12.58) | 1:14.33 [3]<br>(0:12.62) | 1:01.71 [3]<br>(0:12.83) | 0:48.88 [3]<br>(0:12.56) | 0:36.32 [3]<br>(0:12.01) | 0:24.31 [6]<br>(0:11.65) | 0:12.66 [5]<br>(0:12.66) |
| Average Speed [km/h]   | 48.4                 | 58.6                     | 57.7                     | 57.3                     | 56.6                     | 58.1                     | 60.3                     | 61.9                     | 56.9                     |
| Top Speed [km/h]       | 58.8                 | 59.1                     | 58.6                     | 58.6                     | 57.2                     | 59.2                     | 61.8                     | 62.6                     | 60.1                     |
| Avg. Dist. to Rail [m] | 7.3                  | 3.6                      | 3.8                      | 4.0                      | 3.8                      | 2.5                      | 0.9                      | 3.4                      | 4.7                      |
| Avg. Stride Freq. [Hz] | 2.2                  | 2.2                      | 2.2                      | 2.2                      | 2.1                      | 2.2                      | 2.3                      | 2.3                      | 2.2                      |
| Avg. Stride Length [m] | 6.7                  | 7.6                      | 7.4                      | 7.5                      | 7.5                      | 7.3                      | 7.4                      | 7.5                      | 7.4                      |



- [ ] Ranking at each section and finish
- :-:- No data available at this section
- NA No data available

|                                |                        |
|--------------------------------|------------------------|
| Horse/Jockey Name              | Violaceous/Fred Larson |
| Finish Rank                    | 6                      |
| Fastest Section Time (Section) | 0:12.03 (400-200)      |
| Top Speed [km/h] (Section)     | 61.1 (400-200)         |
| Race State                     | Finished               |



Sunshine Coast QLD

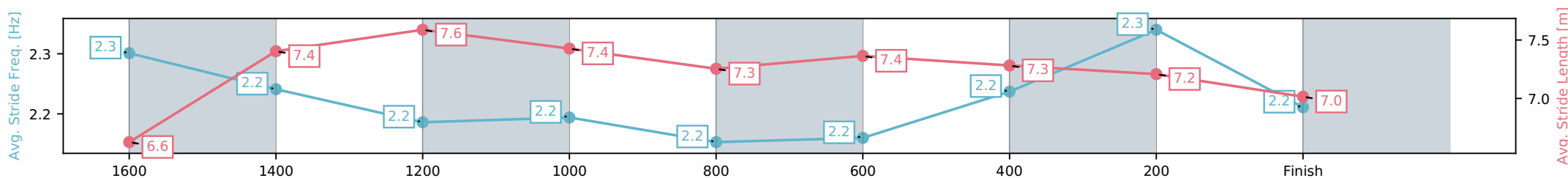
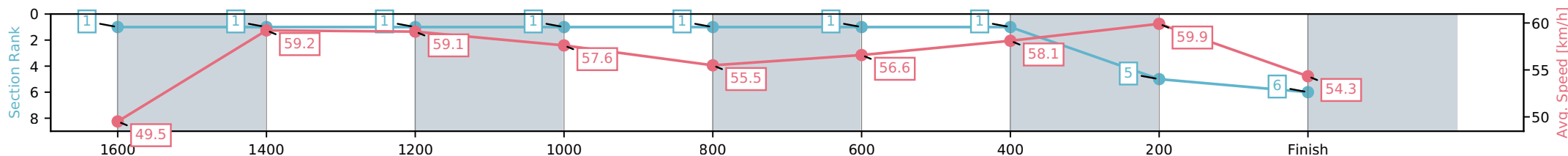
Race 1: DUNES & GREENE Maiden Handicap - 1800m

19 April 2026 - 12:27PM



Track Rating: Soft 5, Weather: Fine, Rail Position: True Entire Circuit

| Section                | L1800                | L1600                    | L1400                    | L1200                    | L1000                    | L800                     | L600                     | L400                     | L200                     |
|------------------------|----------------------|--------------------------|--------------------------|--------------------------|--------------------------|--------------------------|--------------------------|--------------------------|--------------------------|
| Section Times          | 1:54.78<br>(0:14.33) | 1:40.45 [1]<br>(0:12.29) | 1:28.16 [1]<br>(0:12.25) | 1:15.91 [1]<br>(0:12.54) | 1:03.37 [1]<br>(0:13.03) | 0:50.34 [1]<br>(0:12.68) | 0:37.66 [1]<br>(0:12.25) | 0:25.41 [5]<br>(0:12.03) | 0:13.38 [6]<br>(0:13.38) |
| Average Speed [km/h]   | 49.5                 | 59.2                     | 59.1                     | 57.6                     | 55.5                     | 56.6                     | 58.1                     | 59.9                     | 54.3                     |
| Top Speed [km/h]       | 61.0                 | 60.3                     | 59.4                     | 58.8                     | 56.6                     | 57.7                     | 59.6                     | 61.1                     | 57.7                     |
| Avg. Dist. to Rail [m] | 4.2                  | 2.5                      | 2.9                      | 2.9                      | 2.3                      | 0.9                      | 2.0                      | 1.2                      | 2.2                      |
| Avg. Stride Freq. [Hz] | 2.3                  | 2.2                      | 2.2                      | 2.2                      | 2.2                      | 2.2                      | 2.2                      | 2.3                      | 2.2                      |
| Avg. Stride Length [m] | 6.6                  | 7.4                      | 7.6                      | 7.4                      | 7.3                      | 7.4                      | 7.3                      | 7.2                      | 7.0                      |



- [ ] Ranking at each section and finish
- :-:- No data available at this section
- NA No data available

|                                |                                |
|--------------------------------|--------------------------------|
| Horse/Jockey Name              | Oakfield Galaxy/Brandon Lerena |
| Finish Rank                    | 7                              |
| Fastest Section Time (Section) | 0:11.80 (400-200)              |
| Top Speed [km/h] (Section)     | 62.3 (400-200)                 |
| Race State                     | Finished                       |



Sunshine Coast QLD

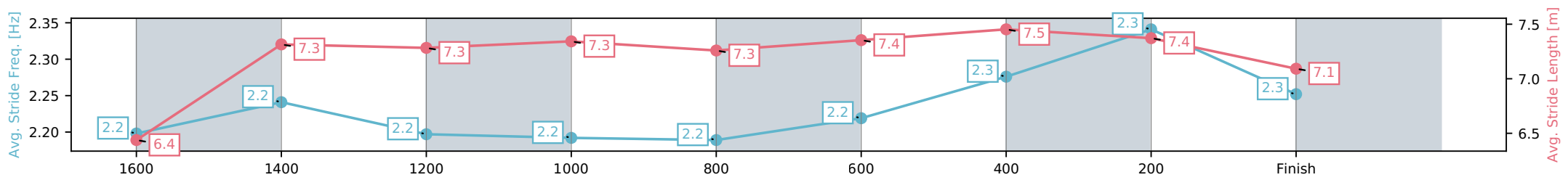
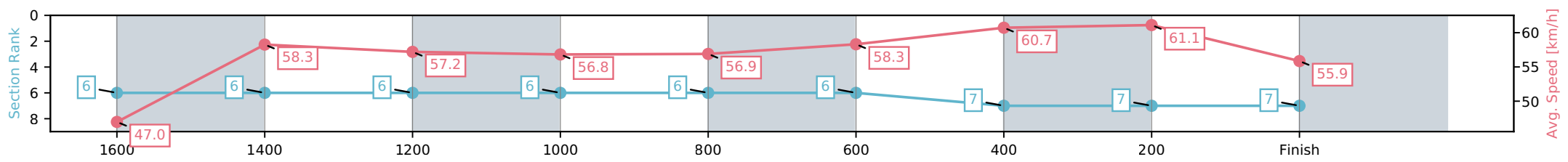
Race 1: DUNES & GREENE Maiden Handicap - 1800m



19 April 2026 - 12:27PM

Track Rating: Soft 5, Weather: Fine, Rail Position: True Entire Circuit

| Section                | L1800                | L1600                    | L1400                    | L1200                    | L1000                    | L800                     | L600                     | L400                     | L200                     |
|------------------------|----------------------|--------------------------|--------------------------|--------------------------|--------------------------|--------------------------|--------------------------|--------------------------|--------------------------|
| Section Times          | 1:54.79<br>(0:15.11) | 1:39.68 [6]<br>(0:12.47) | 1:27.21 [6]<br>(0:12.66) | 1:14.55 [6]<br>(0:12.70) | 1:01.85 [6]<br>(0:12.74) | 0:49.11 [6]<br>(0:12.46) | 0:36.65 [7]<br>(0:12.00) | 0:24.65 [7]<br>(0:11.80) | 0:12.86 [7]<br>(0:12.86) |
| Average Speed [km/h]   | 47.0                 | 58.3                     | 57.2                     | 56.8                     | 56.9                     | 58.3                     | 60.7                     | 61.1                     | 55.9                     |
| Top Speed [km/h]       | 58.3                 | 59.1                     | 58.4                     | 57.8                     | 58.4                     | 59.9                     | 61.6                     | 62.3                     | 58.7                     |
| Avg. Dist. to Rail [m] | 5.2                  | 2.5                      | 2.9                      | 3.0                      | 2.8                      | 1.7                      | 1.9                      | 2.3                      | 3.9                      |
| Avg. Stride Freq. [Hz] | 2.2                  | 2.2                      | 2.2                      | 2.2                      | 2.2                      | 2.2                      | 2.3                      | 2.3                      | 2.3                      |
| Avg. Stride Length [m] | 6.4                  | 7.3                      | 7.3                      | 7.3                      | 7.3                      | 7.3                      | 7.4                      | 7.5                      | 7.1                      |



[ ] Ranking at each section and finish  
 -:-:- No data available at this section  
 NA No data available



# Sunshine Coast QLD -

Race 2: K SMITH & SON JEWELLERS QTIS Two-Year-Old Maiden Plate - 1300m

19 April 2026 - 1:06PM



Track Rating: Soft 5, Weather: Fine, Rail Position: True Entire Circuit

Field Times (Race Tempo)      1:19.39    1:11.19    0:59.99    0:48.48    0:36.29    0:24.20    0:12.40  
 (0:08.21)    (0:11.19)    (0:11.52)    (0:12.19)    (0:12.09)    (0:11.80)    (0:12.40)

| Rank | TAB#   | Horse              | Overall Time  | First 400m | Top Speed km/h (Section) | L1300        | L1200        | L1000        | L800         | L600         | L400         | L200         |  |
|------|--------|--------------------|---------------|------------|--------------------------|--------------|--------------|--------------|--------------|--------------|--------------|--------------|--|
|      | (BAR#) | Jockey             | Margin (DT-W) | Last 600m  | Fastest Section (Time)   | Start - 1200 | 1200 - 1000  | 1000 - 800   | 800 - 600    | 600 - 400    | 400 - 200    | 200 - Finish |  |
| 1    | 6      | Murkado            | 1:19.39       | 0:26.49    | 65.2 (400-200)           | 1:19.39      | 1:10.69 [9]  | 0:58.90 [10] | 0:46.94 [10] | 0:34.89 [10] | 0:23.30 [9]  | 0:12.08 [2]  |  |
|      | (7)    | Damien Thornton    |               | 0:34.89    | 400-200 (0:11.22)        | (0:08.70)    | (0:11.79)    | (0:11.96)    | (0:12.05)    | (0:11.59)    | (0:11.22)    | (0:12.08)    |  |
| 2    | 3      | Coastal Boom       | 1:19.42       | 0:25.05    | 65.4 (1200-1000)         | 1:19.42      | 1:11.21 [2]  | 1:00.02 [1]  | 0:48.50 [1]  | 0:36.32 [1]  | 0:24.23 [1]  | 0:12.43 [1]  |  |
|      | (3)    | Ben Thompson       | 0.2L (-6)     | 0:36.32    | 1200-1000 (0:11.18)      | (0:08.21)    | (0:11.18)    | (0:11.52)    | (0:12.19)    | (0:12.09)    | (0:11.80)    | (0:12.43)    |  |
| 3    | 5      | Motivating         | 1:19.67       | 0:26.26    | 64.6 (400-200)           | 1:19.67      | 1:11.18 [6]  | 0:59.29 [8]  | 0:47.48 [9]  | 0:35.42 [9]  | 0:23.46 [10] | 0:12.06 [5]  |  |
|      | (5)    | Daniel Moor        | 1.7L (-5)     | 0:35.41    | 400-200 (0:11.40)        | (0:08.49)    | (0:11.88)    | (0:11.82)    | (0:12.06)    | (0:11.95)    | (0:11.40)    | (0:12.06)    |  |
| 4    | 1      | Alto Luna          | 1:19.84       | 0:25.96    | 64.5 (1200-1000)         | 1:19.84      | 1:11.16 [8]  | 0:59.72 [7]  | 0:47.97 [7]  | 0:35.86 [7]  | 0:23.91 [7]  | 0:12.38 [4]  |  |
|      | (6)    | Ryan Maloney       | 2.7L (-4)     | 0:35.85    | 1200-1000 (0:11.44)      | (0:08.68)    | (0:11.44)    | (0:11.75)    | (0:12.11)    | (0:11.94)    | (0:11.53)    | (0:12.38)    |  |
| 5    | 8      | Wulfhere           | 1:20.06       | 0:25.34    | 64.3 (1200-1000)         | 1:20.06      | 1:11.86 [1]  | 1:00.47 [4]  | 0:48.81 [4]  | 0:36.54 [4]  | 0:24.57 [2]  | 0:12.74 [3]  |  |
|      | (1)    | Kyle Wilson-Taylor | 4.0L (-6)     | 0:36.55    | 1200-1000 (0:11.38)      | (0:08.20)    | (0:11.38)    | (0:11.66)    | (0:12.27)    | (0:11.98)    | (0:11.83)    | (0:12.74)    |  |
| 6    | 11     | Hang Up            | 1:20.42       | 0:25.83    | 65.2 (1200-1000)         | 1:20.42      | 1:11.80 [7]  | 1:00.36 [6]  | 0:48.71 [6]  | 0:36.68 [5]  | 0:24.79 [5]  | 0:12.81 [6]  |  |
|      | (2)    | Cejay Graham       | 6.0L (-6)     | 0:36.68    | 1200-1000 (0:11.44)      | (0:08.62)    | (0:11.44)    | (0:11.65)    | (0:12.03)    | (0:11.89)    | (0:11.98)    | (0:12.81)    |  |
| 7    | 4      | Langan             | 1:20.61       | 0:25.32    | 65.3 (1200-1000)         | 1:20.61      | 1:12.34 [4]  | 1:01.06 [3]  | 0:49.36 [3]  | 0:37.16 [3]  | 0:25.04 [4]  | 0:12.98 [7]  |  |
|      | (8)    | Tahlia Fenlon      | 7.2L (-1)     | 0:37.16    | 1200-1000 (0:11.28)      | (0:08.27)    | (0:11.28)    | (0:11.70)    | (0:12.21)    | (0:12.11)    | (0:12.07)    | (0:12.98)    |  |
| 8    | 14     | Worththeadmission  | 1:20.66       | 0:25.71    | 64.3 (1200-1000)         | 1:20.66      | 1:12.28 [5]  | 1:00.74 [5]  | 0:49.01 [5]  | 0:36.87 [6]  | 0:24.82 [6]  | 0:12.80 [9]  |  |
|      | (4)    | Mark Du Plessis    | 7.5L (-2)     | 0:36.87    | 1200-1000 (0:11.54)      | (0:08.38)    | (0:11.54)    | (0:11.72)    | (0:12.14)    | (0:12.05)    | (0:12.02)    | (0:12.80)    |  |
| 9    | 7      | Run For The Girls  | 1:21.21       | 0:25.13    | 65.7 (1200-1000)         | 1:21.21      | 1:12.95 [3]  | 1:01.78 [2]  | 0:50.12 [2]  | 0:37.88 [2]  | 0:25.71 [3]  | 0:13.42 [8]  |  |
|      | (9)    | Fred Larson        | 10.7L (-4)    | 0:37.88    | 1200-1000 (0:11.17)      | (0:08.26)    | (0:11.17)    | (0:11.66)    | (0:12.24)    | (0:12.17)    | (0:12.29)    | (0:13.42)    |  |
| 10   | 15     | Yellow Crate       | 1:21.57       | 0:26.12    | 64.2 (1200-1000)         | 1:21.57      | 1:12.68 [10] | 1:01.18 [9]  | 0:49.46 [8]  | 0:37.54 [8]  | 0:25.62 [8]  | 0:13.46 [10] |  |
|      | (10)   | Micheal Hellyer    | 12.8L (-4)    | 0:37.55    | 1200-1000 (0:11.50)      | (0:08.89)    | (0:11.50)    | (0:11.72)    | (0:11.92)    | (0:11.92)    | (0:12.17)    | (0:13.46)    |  |

Scratched: Bintang Tiger (#2), Zeddich (#9), Zou Zou Kapadokia (#10), Marylane Lass (#12), Super Swazey (#13)

Report Created: Sun 19 April 2026

(Note: Races are conducted over an approximate distance as close as possible to the advertised distance, and recorded data may vary accordingly. Official times refer to race times only and do not include handicap times.)

[ ] Position in running at each section and finish    TAB#    Saddle cloth number

-:-:- No data available at this section

NA No data available

DNT Did not track

BAR# Barrier/Gate Position

DNF Did not finish

DT-W Distance travelled compared to winner in metres

Fastest split

Fastest section

|                                |                         |
|--------------------------------|-------------------------|
| Horse/Jockey Name              | Murkado/Damien Thornton |
| Finish Rank                    | 1                       |
| Fastest Section Time (Section) | 0:11.22 (400-200)       |
| Top Speed [km/h] (Section)     | 65.2 (400-200)          |
| Race State                     | Finished                |



Sunshine Coast QLD

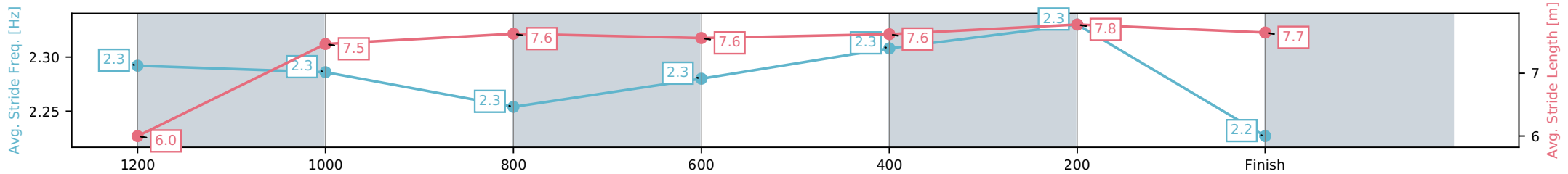
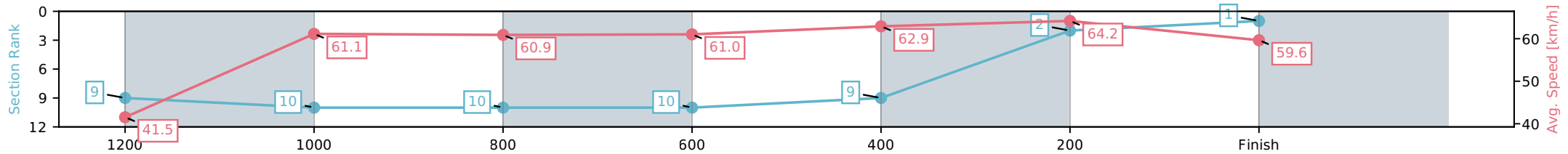
Race 2: K SMITH & SON JEWELLERS QTIS Two-Year-Old Maiden Plate - 1300m



19 April 2026 - 1:06PM

Track Rating: Soft 5, Weather: Fine, Rail Position: True Entire Circuit

| Section                | L1300                | L1200                     | L1000                     | L800                      | L600                     | L400                     | L200                     |
|------------------------|----------------------|---------------------------|---------------------------|---------------------------|--------------------------|--------------------------|--------------------------|
| Section Times          | 1:19.39<br>(0:08.70) | 1:10.69 [10]<br>(0:11.79) | 0:58.90 [10]<br>(0:11.96) | 0:46.94 [10]<br>(0:12.05) | 0:34.89 [9]<br>(0:11.59) | 0:23.30 [2]<br>(0:11.22) | 0:12.08 [1]<br>(0:12.08) |
| Average Speed [km/h]   | 41.5                 | 61.1                      | 60.9                      | 61.0                      | 62.9                     | 64.2                     | 59.6                     |
| Top Speed [km/h]       | 57.8                 | 62.7                      | 62.4                      | 62.0                      | 64.7                     | 65.2                     | 62.1                     |
| Avg. Dist. to Rail [m] | 13.3                 | 7.8                       | 5.2                       | 3.6                       | 2.1                      | 5.7                      | 6.5                      |
| Avg. Stride Freq. [Hz] | 2.3                  | 2.3                       | 2.3                       | 2.3                       | 2.3                      | 2.3                      | 2.2                      |
| Avg. Stride Length [m] | 6.0                  | 7.5                       | 7.6                       | 7.6                       | 7.6                      | 7.8                      | 7.7                      |



[ ] Ranking at each section and finish  
 -:-:- No data available at this section  
 NA No data available

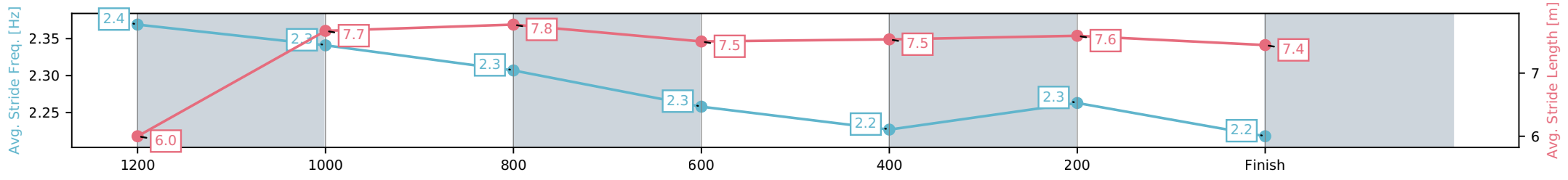
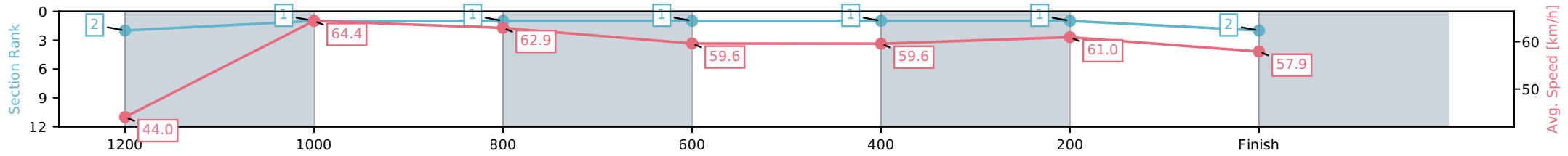
|                                |                           |
|--------------------------------|---------------------------|
| Horse/Jockey Name              | Coastal Boom/Ben Thompson |
| Finish Rank                    | 2                         |
| Fastest Section Time (Section) | 0:11.18 (1200-1000)       |
| Top Speed [km/h] (Section)     | 65.4 (1200-1000)          |
| Race State                     | Finished                  |



Sunshine Coast QLD  
 Race 2: K SMITH & SON JEWELLERS QTIS Two-Year-Old  
 Maiden Plate - 1300m  
 19 April 2026 - 1:06PM  
 Track Rating: Soft 5, Weather: Fine, Rail Position: True Entire Circuit



| Section                | L1300                | L1200                    | L1000                    | L800                     | L600                     | L400                     | L200                     |
|------------------------|----------------------|--------------------------|--------------------------|--------------------------|--------------------------|--------------------------|--------------------------|
| Section Times          | 1:19.42<br>(0:08.21) | 1:11.21 [1]<br>(0:11.18) | 1:00.02 [1]<br>(0:11.52) | 0:48.50 [1]<br>(0:12.19) | 0:36.32 [1]<br>(0:12.09) | 0:24.23 [1]<br>(0:11.80) | 0:12.43 [2]<br>(0:12.43) |
| Average Speed [km/h]   | 44.0                 | 64.4                     | 62.9                     | 59.6                     | 59.6                     | 61.0                     | 57.9                     |
| Top Speed [km/h]       | 61.1                 | 65.4                     | 65.1                     | 61.0                     | 61.2                     | 61.9                     | 60.2                     |
| Avg. Dist. to Rail [m] | 9.7                  | 7.3                      | 3.3                      | 1.7                      | 0.3                      | 2.2                      | 2.5                      |
| Avg. Stride Freq. [Hz] | 2.4                  | 2.3                      | 2.3                      | 2.3                      | 2.2                      | 2.3                      | 2.2                      |
| Avg. Stride Length [m] | 6.0                  | 7.7                      | 7.8                      | 7.5                      | 7.5                      | 7.6                      | 7.4                      |



[ ] Ranking at each section and finish  
 -:-:- No data available at this section  
 NA No data available

|                                |                        |
|--------------------------------|------------------------|
| Horse/Jockey Name              | Motivating/Daniel Moor |
| Finish Rank                    | 3                      |
| Fastest Section Time (Section) | 0:11.40 (400-200)      |
| Top Speed [km/h] (Section)     | 64.6 (400-200)         |
| Race State                     | Finished               |



Sunshine Coast QLD

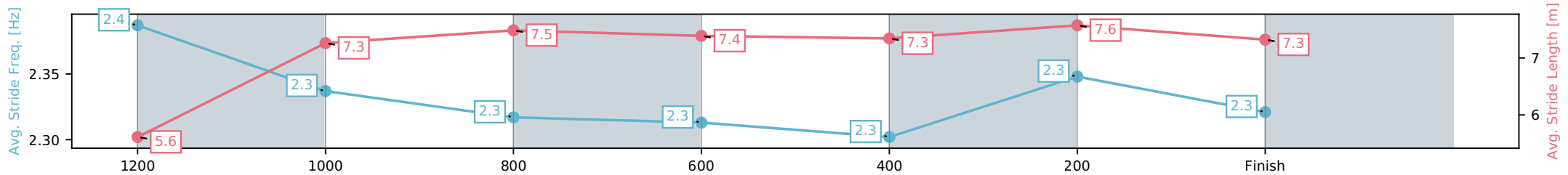
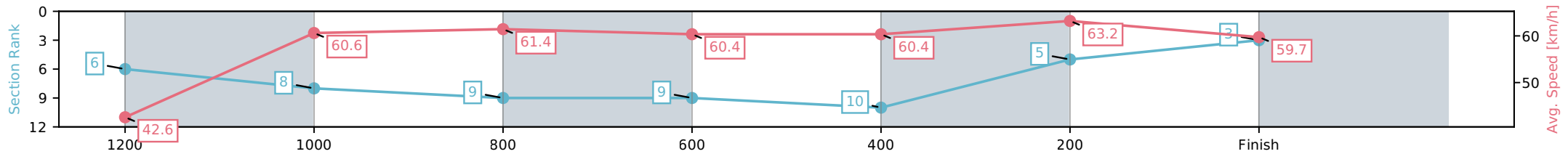
Race 2: K SMITH & SON JEWELLERS QTIS Two-Year-Old Maiden Plate - 1300m



19 April 2026 - 1:06PM

Track Rating: Soft 5, Weather: Fine, Rail Position: True Entire Circuit

| Section                | L1300                | L1200                    | L1000                    | L800                     | L600                      | L400                     | L200                     |
|------------------------|----------------------|--------------------------|--------------------------|--------------------------|---------------------------|--------------------------|--------------------------|
| Section Times          | 1:19.67<br>(0:08.49) | 1:11.18 [8]<br>(0:11.88) | 0:59.29 [9]<br>(0:11.82) | 0:47.48 [9]<br>(0:12.06) | 0:35.42 [10]<br>(0:11.95) | 0:23.46 [5]<br>(0:11.40) | 0:12.06 [3]<br>(0:12.06) |
| Average Speed [km/h]   | 42.6                 | 60.6                     | 61.4                     | 60.4                     | 60.4                      | 63.2                     | 59.7                     |
| Top Speed [km/h]       | 57.8                 | 61.8                     | 62.6                     | 61.2                     | 62.4                      | 64.6                     | 61.6                     |
| Avg. Dist. to Rail [m] | 11.7                 | 6.6                      | 3.9                      | 1.9                      | 0.3                       | 5.7                      | 6.6                      |
| Avg. Stride Freq. [Hz] | 2.4                  | 2.3                      | 2.3                      | 2.3                      | 2.3                       | 2.3                      | 2.3                      |
| Avg. Stride Length [m] | 5.6                  | 7.3                      | 7.5                      | 7.4                      | 7.3                       | 7.6                      | 7.3                      |



- [ ] Ranking at each section and finish
- :-:- No data available at this section
- NA No data available

|                                |                        |
|--------------------------------|------------------------|
| Horse/Jockey Name              | Alto Luna/Ryan Maloney |
| Finish Rank                    | 4                      |
| Fastest Section Time (Section) | 0:11.44 (1200-1000)    |
| Top Speed [km/h] (Section)     | 64.5 (1200-1000)       |
| Race State                     | Finished               |



Sunshine Coast QLD

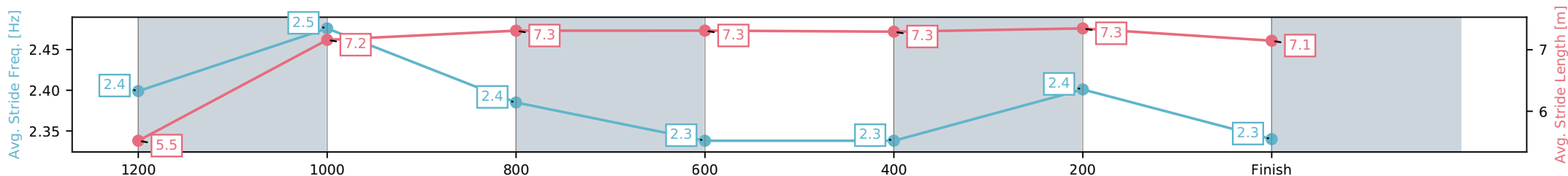
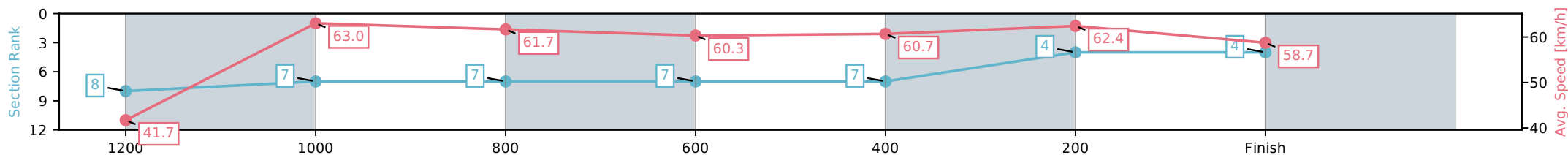
Race 2: K SMITH & SON JEWELLERS QTIS Two-Year-Old Maiden Plate - 1300m



19 April 2026 - 1:06PM

Track Rating: Soft 5, Weather: Fine, Rail Position: True Entire Circuit

| Section                | L1300                | L1200                    | L1000                    | L800                     | L600                     | L400                     | L200                     |
|------------------------|----------------------|--------------------------|--------------------------|--------------------------|--------------------------|--------------------------|--------------------------|
| Section Times          | 1:19.84<br>(0:08.68) | 1:11.16 [7]<br>(0:11.44) | 0:59.72 [7]<br>(0:11.75) | 0:47.97 [7]<br>(0:12.11) | 0:35.86 [7]<br>(0:11.94) | 0:23.91 [4]<br>(0:11.53) | 0:12.38 [4]<br>(0:12.38) |
| Average Speed [km/h]   | 41.7                 | 63.0                     | 61.7                     | 60.3                     | 60.7                     | 62.4                     | 58.7                     |
| Top Speed [km/h]       | 61.7                 | 64.5                     | 62.4                     | 61.0                     | 63.0                     | 63.4                     | 61.1                     |
| Avg. Dist. to Rail [m] | 12.1                 | 5.9                      | 3.6                      | 2.3                      | 1.2                      | 2.8                      | 4.3                      |
| Avg. Stride Freq. [Hz] | 2.4                  | 2.5                      | 2.4                      | 2.3                      | 2.3                      | 2.4                      | 2.3                      |
| Avg. Stride Length [m] | 5.5                  | 7.2                      | 7.3                      | 7.3                      | 7.3                      | 7.3                      | 7.1                      |



- [ ] Ranking at each section and finish
- :-:- No data available at this section
- NA No data available

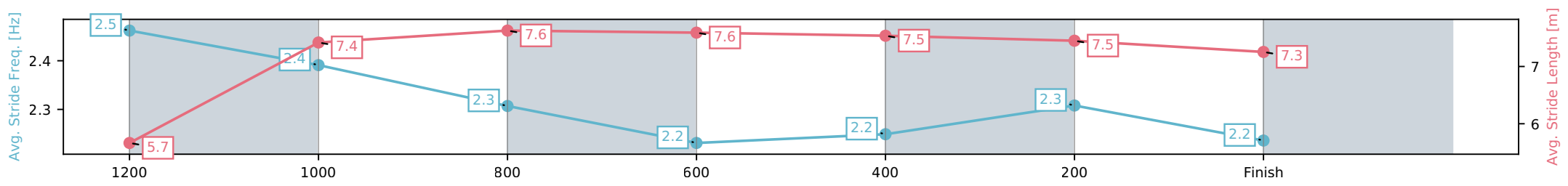
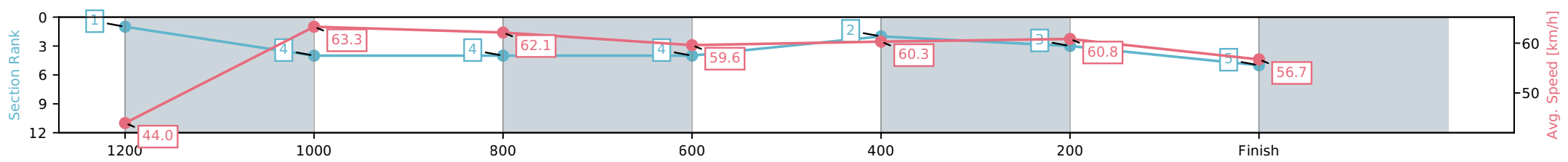
|                                |                             |
|--------------------------------|-----------------------------|
| Horse/Jockey Name              | Wulfhere/Kyle Wilson-Taylor |
| Finish Rank                    | 5                           |
| Fastest Section Time (Section) | 0:11.38 (1200-1000)         |
| Top Speed [km/h] (Section)     | 64.3 (1200-1000)            |
| Race State                     | Finished                    |



Sunshine Coast QLD  
 Race 2: K SMITH & SON JEWELLERS QTIS Two-Year-Old  
 Maiden Plate - 1300m  
 19 April 2026 - 1:06PM  
 Track Rating: Soft 5, Weather: Fine, Rail Position: True Entire Circuit



| Section                | L1300                | L1200                    | L1000                    | L800                     | L600                     | L400                     | L200                     |
|------------------------|----------------------|--------------------------|--------------------------|--------------------------|--------------------------|--------------------------|--------------------------|
| Section Times          | 1:20.06<br>(0:08.20) | 1:11.86 [4]<br>(0:11.38) | 1:00.47 [4]<br>(0:11.66) | 0:48.81 [4]<br>(0:12.27) | 0:36.54 [2]<br>(0:11.98) | 0:24.57 [3]<br>(0:11.83) | 0:12.74 [5]<br>(0:12.74) |
| Average Speed [km/h]   | 44.0                 | 63.3                     | 62.1                     | 59.6                     | 60.3                     | 60.8                     | 56.7                     |
| Top Speed [km/h]       | 62.2                 | 64.3                     | 62.9                     | 61.0                     | 61.2                     | 61.8                     | 59.4                     |
| Avg. Dist. to Rail [m] | 8.2                  | 5.6                      | 3.4                      | 2.3                      | 0.7                      | 3.4                      | 5.8                      |
| Avg. Stride Freq. [Hz] | 2.5                  | 2.4                      | 2.3                      | 2.2                      | 2.2                      | 2.3                      | 2.2                      |
| Avg. Stride Length [m] | 5.7                  | 7.4                      | 7.6                      | 7.6                      | 7.5                      | 7.5                      | 7.3                      |



[ ] Ranking at each section and finish  
 -:-:- No data available at this section  
 NA No data available

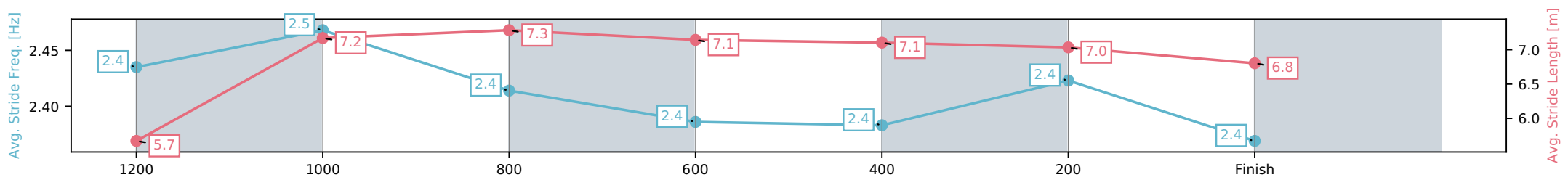
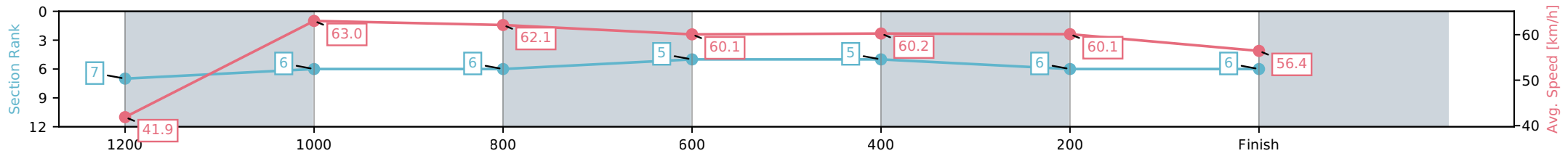
|                                |                      |
|--------------------------------|----------------------|
| Horse/Jockey Name              | Hang Up/Cejay Graham |
| Finish Rank                    | 6                    |
| Fastest Section Time (Section) | 0:11.44 (1200-1000)  |
| Top Speed [km/h] (Section)     | 65.2 (1200-1000)     |
| Race State                     | Finished             |



Sunshine Coast QLD  
 Race 2: K SMITH & SON JEWELLERS QTIS Two-Year-Old  
 Maiden Plate - 1300m  
 19 April 2026 - 1:06PM  
 Track Rating: Soft 5, Weather: Fine, Rail Position: True Entire Circuit



| Section                | L1300                | L1200                    | L1000                    | L800                     | L600                     | L400                     | L200                     |
|------------------------|----------------------|--------------------------|--------------------------|--------------------------|--------------------------|--------------------------|--------------------------|
| Section Times          | 1:20.42<br>(0:08.62) | 1:11.80 [6]<br>(0:11.44) | 1:00.36 [6]<br>(0:11.65) | 0:48.71 [5]<br>(0:12.03) | 0:36.68 [5]<br>(0:11.89) | 0:24.79 [6]<br>(0:11.98) | 0:12.81 [6]<br>(0:12.81) |
| Average Speed [km/h]   | 41.9                 | 63.0                     | 62.1                     | 60.1                     | 60.2                     | 60.1                     | 56.4                     |
| Top Speed [km/h]       | 60.4                 | 65.2                     | 63.1                     | 62.4                     | 61.5                     | 61.2                     | 59.3                     |
| Avg. Dist. to Rail [m] | 8.4                  | 4.4                      | 2.7                      | 0.7                      | 0.6                      | 1.5                      | 2.6                      |
| Avg. Stride Freq. [Hz] | 2.4                  | 2.5                      | 2.4                      | 2.4                      | 2.4                      | 2.4                      | 2.4                      |
| Avg. Stride Length [m] | 5.7                  | 7.2                      | 7.3                      | 7.1                      | 7.1                      | 7.0                      | 6.8                      |



[ ] Ranking at each section and finish  
 -:-:- No data available at this section  
 NA No data available

|                                |                      |
|--------------------------------|----------------------|
| Horse/Jockey Name              | Langan/Tahlia Fenlon |
| Finish Rank                    | 7                    |
| Fastest Section Time (Section) | 0:11.28 (1200-1000)  |
| Top Speed [km/h] (Section)     | 65.3 (1200-1000)     |
| Race State                     | Finished             |



Sunshine Coast QLD

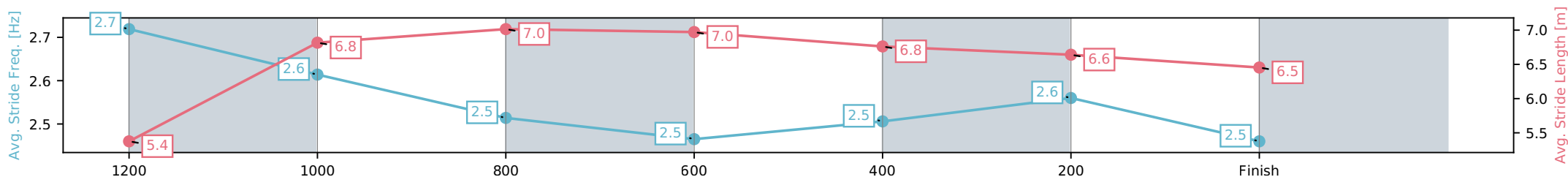
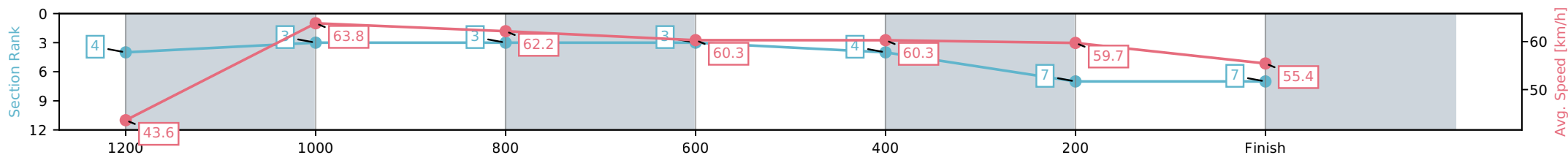
Race 2: K SMITH & SON JEWELLERS QTIS Two-Year-Old Maiden Plate - 1300m



19 April 2026 - 1:06PM

Track Rating: Soft 5, Weather: Fine, Rail Position: True Entire Circuit

| Section                | L1300                | L1200                    | L1000                    | L800                     | L600                     | L400                     | L200                     |
|------------------------|----------------------|--------------------------|--------------------------|--------------------------|--------------------------|--------------------------|--------------------------|
| Section Times          | 1:20.61<br>(0:08.27) | 1:12.34 [3]<br>(0:11.28) | 1:01.06 [3]<br>(0:11.70) | 0:49.36 [3]<br>(0:12.21) | 0:37.16 [4]<br>(0:12.11) | 0:25.04 [7]<br>(0:12.07) | 0:12.98 [7]<br>(0:12.98) |
| Average Speed [km/h]   | 43.6                 | 63.8                     | 62.2                     | 60.3                     | 60.3                     | 59.7                     | 55.4                     |
| Top Speed [km/h]       | 61.6                 | 65.3                     | 62.7                     | 61.6                     | 61.1                     | 61.1                     | 58.3                     |
| Avg. Dist. to Rail [m] | 14.7                 | 8.2                      | 4.9                      | 3.5                      | 2.6                      | 5.4                      | 6.3                      |
| Avg. Stride Freq. [Hz] | 2.7                  | 2.6                      | 2.5                      | 2.5                      | 2.5                      | 2.6                      | 2.5                      |
| Avg. Stride Length [m] | 5.4                  | 6.8                      | 7.0                      | 7.0                      | 6.8                      | 6.6                      | 6.5                      |



- [ ] Ranking at each section and finish
- :-:- No data available at this section
- NA No data available

|                                |                                   |
|--------------------------------|-----------------------------------|
| Horse/Jockey Name              | Worththeadmission/Mark Du Plessis |
| Finish Rank                    | 8                                 |
| Fastest Section Time (Section) | 0:11.54 (1200-1000)               |
| Top Speed [km/h] (Section)     | 64.3 (1200-1000)                  |
| Race State                     | Finished                          |



Sunshine Coast QLD

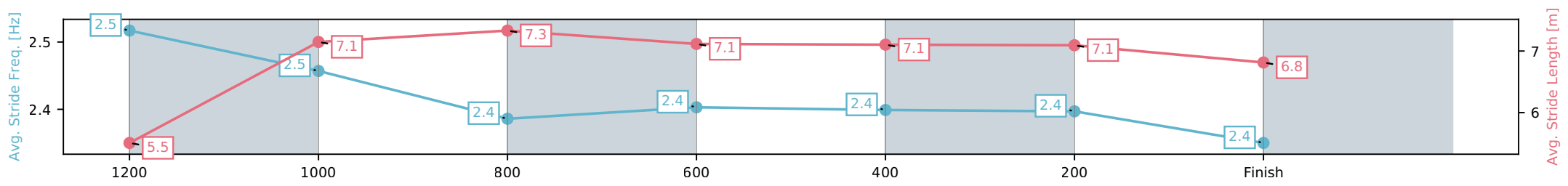
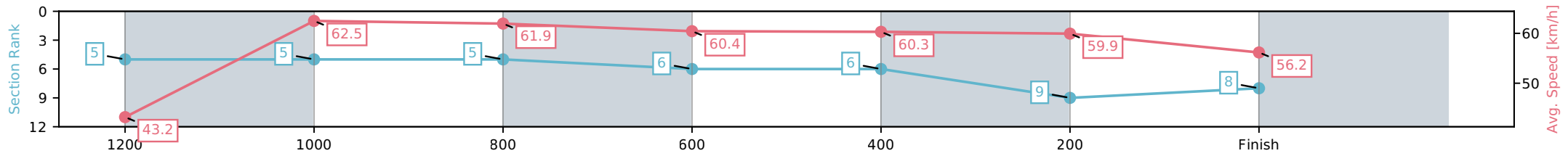
Race 2: K SMITH & SON JEWELLERS QTIS Two-Year-Old Maiden Plate - 1300m



19 April 2026 - 1:06PM

Track Rating: Soft 5, Weather: Fine, Rail Position: True Entire Circuit

| Section                | L1300                | L1200                    | L1000                    | L800                     | L600                     | L400                     | L200                     |
|------------------------|----------------------|--------------------------|--------------------------|--------------------------|--------------------------|--------------------------|--------------------------|
| Section Times          | 1:20.66<br>(0:08.38) | 1:12.28 [5]<br>(0:11.54) | 1:00.74 [5]<br>(0:11.72) | 0:49.01 [6]<br>(0:12.14) | 0:36.87 [6]<br>(0:12.05) | 0:24.82 [9]<br>(0:12.02) | 0:12.80 [8]<br>(0:12.80) |
| Average Speed [km/h]   | 43.2                 | 62.5                     | 61.9                     | 60.4                     | 60.3                     | 59.9                     | 56.2                     |
| Top Speed [km/h]       | 60.0                 | 64.3                     | 62.9                     | 61.4                     | 61.3                     | 61.8                     | 58.2                     |
| Avg. Dist. to Rail [m] | 10.7                 | 7.1                      | 4.4                      | 3.3                      | 1.5                      | 3.0                      | 3.5                      |
| Avg. Stride Freq. [Hz] | 2.5                  | 2.5                      | 2.4                      | 2.4                      | 2.4                      | 2.4                      | 2.4                      |
| Avg. Stride Length [m] | 5.5                  | 7.1                      | 7.3                      | 7.1                      | 7.1                      | 7.1                      | 6.8                      |



[ ] Ranking at each section and finish  
 -:-:- No data available at this section  
 NA No data available

|                                |                               |
|--------------------------------|-------------------------------|
| Horse/Jockey Name              | Run For The Girls/Fred Larson |
| Finish Rank                    | 9                             |
| Fastest Section Time (Section) | 0:11.17 (1200-1000)           |
| Top Speed [km/h] (Section)     | 65.7 (1200-1000)              |
| Race State                     | Finished                      |



Sunshine Coast QLD

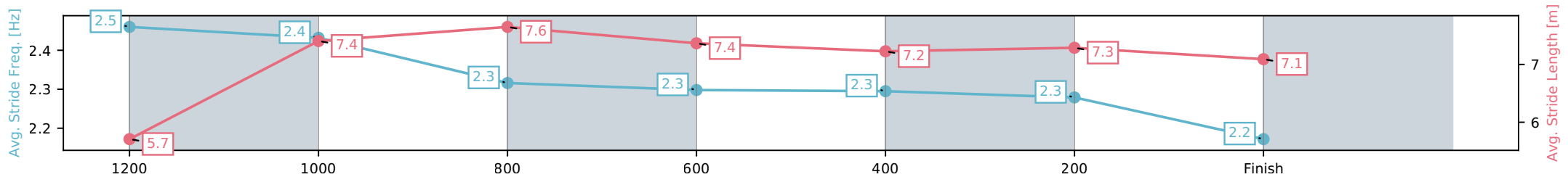
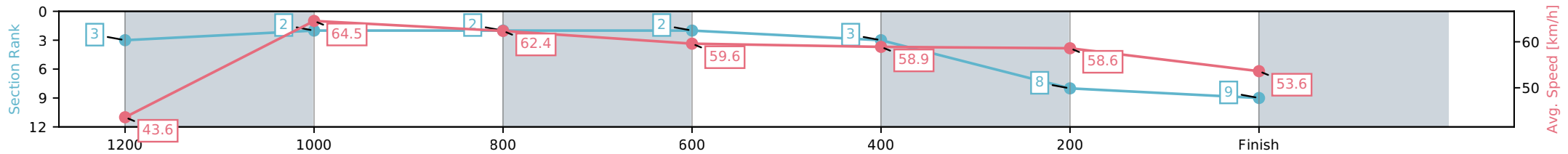
Race 2: K SMITH & SON JEWELLERS QTIS Two-Year-Old Maiden Plate - 1300m



19 April 2026 - 1:06PM

Track Rating: Soft 5, Weather: Fine, Rail Position: True Entire Circuit

| Section                | L1300                | L1200                    | L1000                    | L800                     | L600                     | L400                     | L200                     |
|------------------------|----------------------|--------------------------|--------------------------|--------------------------|--------------------------|--------------------------|--------------------------|
| Section Times          | 1:21.21<br>(0:08.26) | 1:12.95 [2]<br>(0:11.17) | 1:01.78 [2]<br>(0:11.66) | 0:50.12 [2]<br>(0:12.24) | 0:37.88 [3]<br>(0:12.17) | 0:25.71 [8]<br>(0:12.29) | 0:13.42 [9]<br>(0:13.42) |
| Average Speed [km/h]   | 43.6                 | 64.5                     | 62.4                     | 59.6                     | 58.9                     | 58.6                     | 53.6                     |
| Top Speed [km/h]       | 61.4                 | 65.7                     | 63.8                     | 60.9                     | 60.4                     | 60.3                     | 56.7                     |
| Avg. Dist. to Rail [m] | 16.4                 | 9.9                      | 4.8                      | 2.1                      | 0.7                      | 2.6                      | 5.8                      |
| Avg. Stride Freq. [Hz] | 2.5                  | 2.4                      | 2.3                      | 2.3                      | 2.3                      | 2.3                      | 2.2                      |
| Avg. Stride Length [m] | 5.7                  | 7.4                      | 7.6                      | 7.4                      | 7.2                      | 7.3                      | 7.1                      |



- [ ] Ranking at each section and finish
- :-:- No data available at this section
- NA No data available

|                                |                              |
|--------------------------------|------------------------------|
| Horse/Jockey Name              | Yellow Crate/Micheal Hellyer |
| Finish Rank                    | 10                           |
| Fastest Section Time (Section) | 0:11.50 (1200-1000)          |
| Top Speed [km/h] (Section)     | 64.2 (1200-1000)             |
| Race State                     | Finished                     |



Sunshine Coast QLD

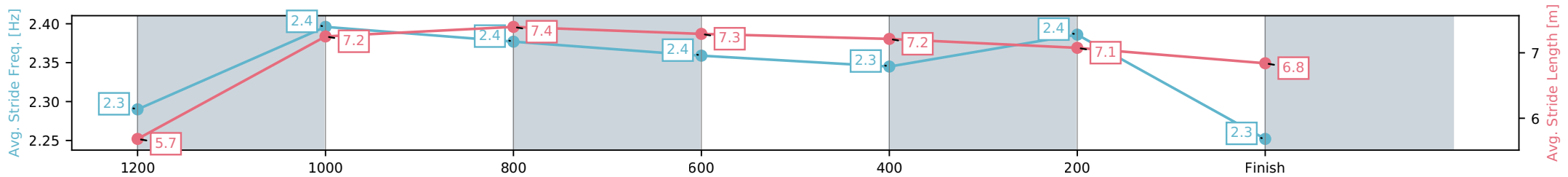
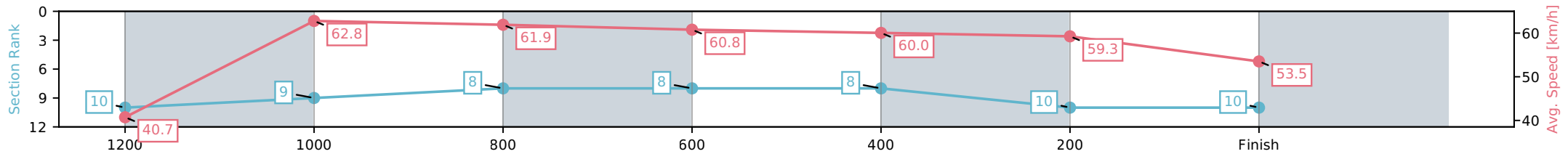
Race 2: K SMITH & SON JEWELLERS QTIS Two-Year-Old Maiden Plate - 1300m



19 April 2026 - 1:06PM

Track Rating: Soft 5, Weather: Fine, Rail Position: True Entire Circuit

| Section                | L1300                | L1200                    | L1000                    | L800                     | L600                     | L400                      | L200                      |
|------------------------|----------------------|--------------------------|--------------------------|--------------------------|--------------------------|---------------------------|---------------------------|
| Section Times          | 1:21.57<br>(0:08.89) | 1:12.68 [9]<br>(0:11.50) | 1:01.18 [8]<br>(0:11.72) | 0:49.46 [8]<br>(0:11.92) | 0:37.54 [8]<br>(0:11.92) | 0:25.62 [10]<br>(0:12.17) | 0:13.46 [10]<br>(0:13.46) |
| Average Speed [km/h]   | 40.7                 | 62.8                     | 61.9                     | 60.8                     | 60.0                     | 59.3                      | 53.5                      |
| Top Speed [km/h]       | 56.7                 | 64.2                     | 64.2                     | 62.2                     | 61.8                     | 60.9                      | 56.5                      |
| Avg. Dist. to Rail [m] | 16.4                 | 6.3                      | 3.6                      | 1.3                      | 1.1                      | 2.1                       | 4.4                       |
| Avg. Stride Freq. [Hz] | 2.3                  | 2.4                      | 2.4                      | 2.4                      | 2.3                      | 2.4                       | 2.3                       |
| Avg. Stride Length [m] | 5.7                  | 7.2                      | 7.4                      | 7.3                      | 7.2                      | 7.1                       | 6.8                       |



- [ ] Ranking at each section and finish
- :-:- No data available at this section
- NA No data available





|                                |                         |
|--------------------------------|-------------------------|
| Horse/Jockey Name              | Jam Packed/Michael Rodd |
| Finish Rank                    | 1                       |
| Fastest Section Time (Section) | 0:11.52 (400-200)       |
| Top Speed [km/h] (Section)     | 63.3 (400-200)          |
| Race State                     | Finished                |



Sunshine Coast QLD

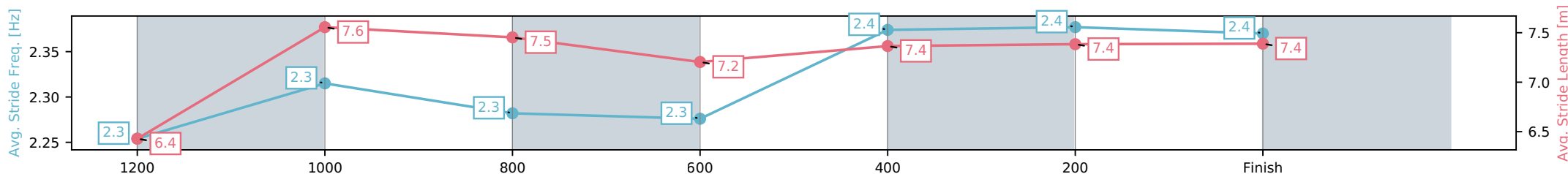
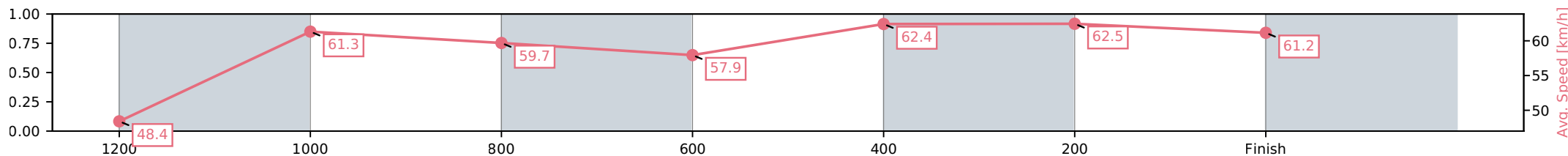
Race 3: SECURE ACCESS I.T Maiden Plate - 1400m

19 April 2026 - 1:47PM



Track Rating: Good 4, Weather: Fine, Rail Position: True Entire Circuit

| Section                | L1400                | L1200                | L1000                | L800                 | L600                 | L400                 | L200                 |
|------------------------|----------------------|----------------------|----------------------|----------------------|----------------------|----------------------|----------------------|
| Section Times          | 1:26.19<br>(0:14.83) | 1:11.36<br>(0:11.75) | 0:59.61<br>(0:12.15) | 0:47.46<br>(0:12.57) | 0:34.89<br>(0:11.58) | 0:23.31<br>(0:11.52) | 0:11.79<br>(0:11.79) |
| Average Speed [km/h]   | 48.4                 | 61.3                 | 59.7                 | 57.9                 | 62.4                 | 62.5                 | 61.2                 |
| Top Speed [km/h]       | 62.4                 | 62.6                 | 60.0                 | 60.6                 | 63.3                 | 63.3                 | 62.6                 |
| Avg. Dist. to Rail [m] | 11.4                 | 4.2                  | 3.2                  | 2.2                  | 0.5                  | 2.9                  | 4.4                  |
| Avg. Stride Freq. [Hz] | 2.3                  | 2.3                  | 2.3                  | 2.3                  | 2.4                  | 2.4                  | 2.4                  |
| Avg. Stride Length [m] | 6.4                  | 7.6                  | 7.5                  | 7.2                  | 7.4                  | 7.4                  | 7.4                  |



- [ ] Ranking at each section and finish
- :-:- No data available at this section
- NA No data available

|                                |                       |
|--------------------------------|-----------------------|
| Horse/Jockey Name              | Van Ghost/Leah Martyn |
| Finish Rank                    | 2                     |
| Fastest Section Time (Section) | 0:11.36 (400-200)     |
| Top Speed [km/h] (Section)     | 64.3 (400-200)        |
| Race State                     | Finished              |



Sunshine Coast QLD

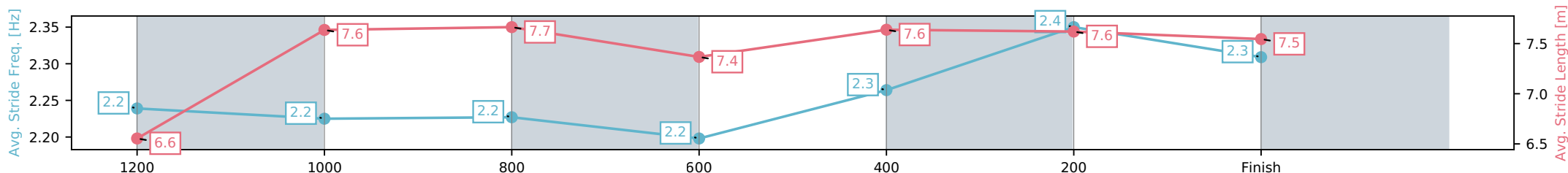
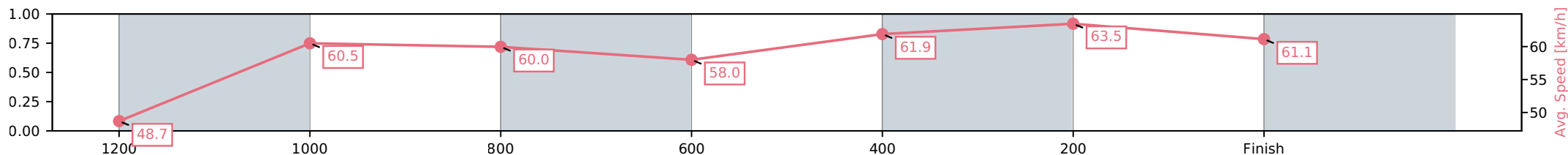
Race 3: SECURE ACCESS I.T Maiden Plate - 1400m

19 April 2026 - 1:47PM



Track Rating: Good 4, Weather: Fine, Rail Position: True Entire Circuit

| Section                | L1400                | L1200                | L1000                | L800                 | L600                 | L400                 | L200                 |
|------------------------|----------------------|----------------------|----------------------|----------------------|----------------------|----------------------|----------------------|
| Section Times          | 1:26.42<br>(0:14.74) | 1:11.68<br>(0:11.91) | 0:59.76<br>(0:12.14) | 0:47.62<br>(0:12.66) | 0:34.97<br>(0:11.86) | 0:23.10<br>(0:11.36) | 0:11.75<br>(0:11.75) |
| Average Speed [km/h]   | 48.7                 | 60.5                 | 60.0                 | 58.0                 | 61.9                 | 63.5                 | 61.1                 |
| Top Speed [km/h]       | 60.2                 | 61.8                 | 61.0                 | 61.1                 | 63.1                 | 64.3                 | 62.8                 |
| Avg. Dist. to Rail [m] | 14.8                 | 5.9                  | 4.3                  | 3.5                  | 3.2                  | 7.6                  | 11.3                 |
| Avg. Stride Freq. [Hz] | 2.2                  | 2.2                  | 2.2                  | 2.2                  | 2.3                  | 2.4                  | 2.3                  |
| Avg. Stride Length [m] | 6.6                  | 7.6                  | 7.7                  | 7.4                  | 7.6                  | 7.6                  | 7.5                  |



- [ ] Ranking at each section and finish
- :-:- No data available at this section
- NA No data available

|                                |                            |
|--------------------------------|----------------------------|
| Horse/Jockey Name              | Our Brave Lini/Fred Larson |
| Finish Rank                    | 3                          |
| Fastest Section Time (Section) | 0:11.51 (400-200)          |
| Top Speed [km/h] (Section)     | 64.3 (400-200)             |
| Race State                     | Finished                   |



Sunshine Coast QLD

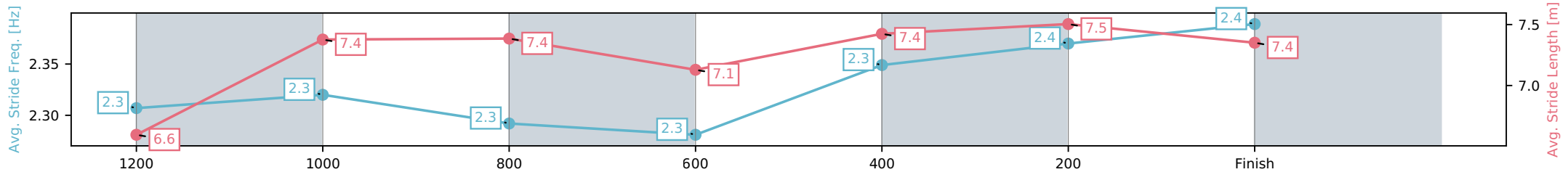

Race 3: SECURE ACCESS I.T Maiden Plate - 1400m

19 April 2026 - 1:47PM



Track Rating: Good 4, Weather: Fine, Rail Position: True Entire Circuit

| Section                | L1400                | L1200                | L1000                | L800                 | L600                 | L400                 | L200                 |
|------------------------|----------------------|----------------------|----------------------|----------------------|----------------------|----------------------|----------------------|
| Section Times          | 1:26.49<br>(0:15.12) | 1:11.37<br>(0:11.92) | 0:59.45<br>(0:12.08) | 0:47.37<br>(0:12.56) | 0:34.81<br>(0:11.68) | 0:23.14<br>(0:11.51) | 0:11.63<br>(0:11.63) |
| Average Speed [km/h]   | 47.6                 | 60.4                 | 59.9                 | 57.7                 | 62.0                 | 62.7                 | 61.8                 |
| Top Speed [km/h]       | 60.6                 | 61.5                 | 60.5                 | 60.6                 | 63.4                 | 64.3                 | 62.9                 |
| Avg. Dist. to Rail [m] | 12.6                 | 4.5                  | 2.9                  | 1.0                  | 1.1                  | 6.3                  | 12.9                 |
| Avg. Stride Freq. [Hz] | 2.3                  | 2.3                  | 2.3                  | 2.3                  | 2.3                  | 2.4                  | 2.4                  |
| Avg. Stride Length [m] | 6.6                  | 7.4                  | 7.4                  | 7.1                  | 7.4                  | 7.5                  | 7.4                  |



- [ ] Ranking at each section and finish
- :-:- No data available at this section
- NA No data available

|                                |                        |
|--------------------------------|------------------------|
| Horse/Jockey Name              | Ablesheeba/Olivia Webb |
| Finish Rank                    | 4                      |
| Fastest Section Time (Section) | 0:11.63 (1200-1000)    |
| Top Speed [km/h] (Section)     | 63.2 (1200-1000)       |
| Race State                     | Finished               |



Sunshine Coast QLD

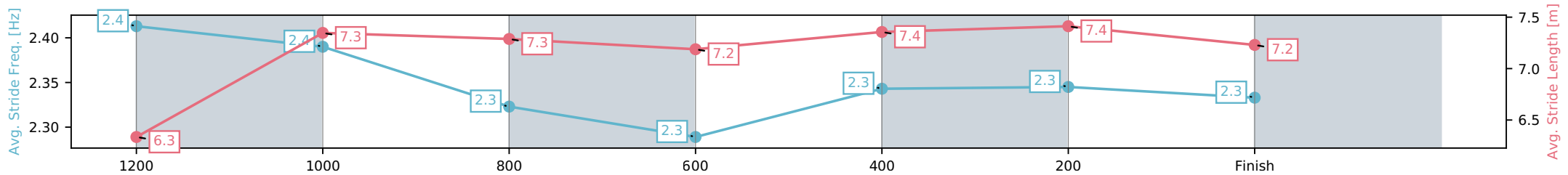

Race 3: SECURE ACCESS I.T Maiden Plate - 1400m

19 April 2026 - 1:47PM



Track Rating: Good 4, Weather: Fine, Rail Position: True Entire Circuit

| Section                | L1400                | L1200                | L1000                | L800                 | L600                 | L400                 | L200                 |
|------------------------|----------------------|----------------------|----------------------|----------------------|----------------------|----------------------|----------------------|
| Section Times          | 1:26.59<br>(0:14.48) | 1:12.11<br>(0:11.63) | 1:00.48<br>(0:12.21) | 0:48.27<br>(0:12.52) | 0:35.75<br>(0:11.90) | 0:23.85<br>(0:11.72) | 0:12.13<br>(0:12.13) |
| Average Speed [km/h]   | 49.7                 | 61.9                 | 59.5                 | 58.4                 | 61.1                 | 61.4                 | 59.2                 |
| Top Speed [km/h]       | 62.8                 | 63.2                 | 61.0                 | 60.4                 | 61.5                 | 62.8                 | 60.3                 |
| Avg. Dist. to Rail [m] | 13.1                 | 5.6                  | 4.2                  | 2.7                  | 1.6                  | 5.4                  | 9.2                  |
| Avg. Stride Freq. [Hz] | 2.4                  | 2.4                  | 2.3                  | 2.3                  | 2.3                  | 2.3                  | 2.3                  |
| Avg. Stride Length [m] | 6.3                  | 7.3                  | 7.3                  | 7.2                  | 7.4                  | 7.4                  | 7.2                  |



- [ ] Ranking at each section and finish
- :-:- No data available at this section
- NA No data available

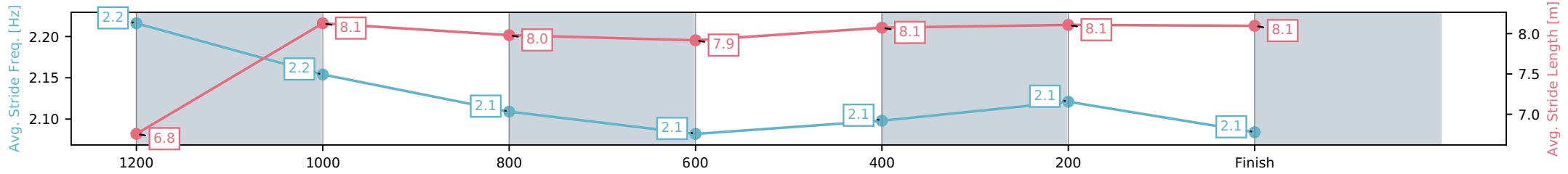

|                                |                                 |
|--------------------------------|---------------------------------|
| Horse/Jockey Name              | Show'em Who's King/Ben Thompson |
| Finish Rank                    | 5                               |
| Fastest Section Time (Section) | 0:11.67 (1200-1000)             |
| Top Speed [km/h] (Section)     | 63.4 (1200-1000)                |
| Race State                     | Finished                        |



Sunshine Coast QLD  
 Race 3: SECURE ACCESS I.T Maiden Plate - 1400m  
 19 April 2026 - 1:47PM  
 Track Rating: Good 4, Weather: Fine, Rail Position: True Entire Circuit



| Section                | L1400                | L1200                | L1000                | L800                 | L600                 | L400                 | L200                 |
|------------------------|----------------------|----------------------|----------------------|----------------------|----------------------|----------------------|----------------------|
| Section Times          | 1:26.63<br>(0:14.32) | 1:12.31<br>(0:11.67) | 1:00.64<br>(0:12.25) | 0:48.39<br>(0:12.36) | 0:36.03<br>(0:12.10) | 0:23.93<br>(0:11.79) | 0:12.14<br>(0:12.14) |
| Average Speed [km/h]   | 50.1                 | 61.7                 | 59.0                 | 58.4                 | 59.5                 | 61.0                 | 58.8                 |
| Top Speed [km/h]       | 63.1                 | 63.4                 | 59.6                 | 60.2                 | 59.9                 | 61.5                 | 61.0                 |
| Avg. Dist. to Rail [m] | 5.7                  | 3.2                  | 2.3                  | 0.6                  | 0.2                  | 2.8                  | 6.3                  |
| Avg. Stride Freq. [Hz] | 2.2                  | 2.2                  | 2.1                  | 2.1                  | 2.1                  | 2.1                  | 2.1                  |
| Avg. Stride Length [m] | 6.8                  | 8.1                  | 8.0                  | 7.9                  | 8.1                  | 8.1                  | 8.1                  |



[ ] Ranking at each section and finish  
 -:-:- No data available at this section  
 NA No data available

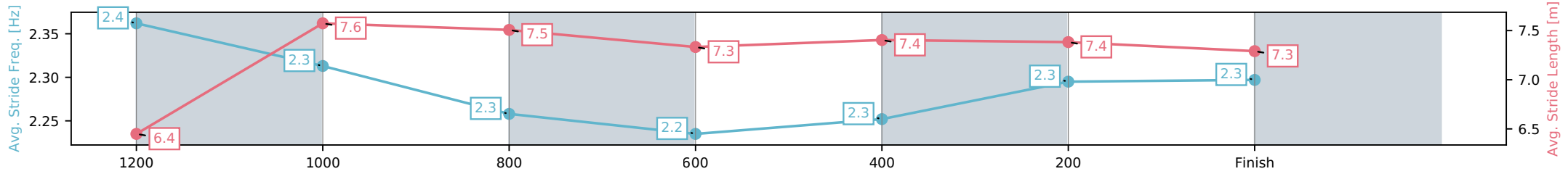
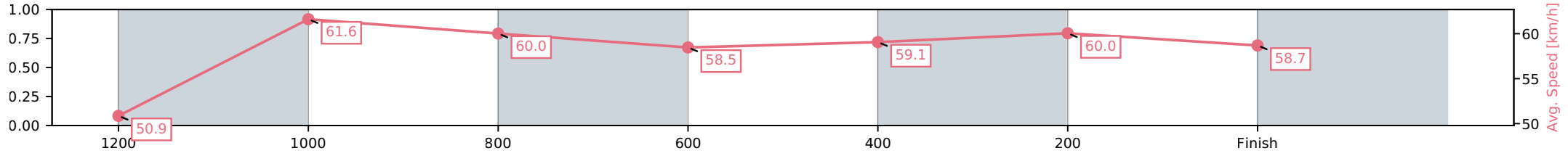
|                                |                                   |
|--------------------------------|-----------------------------------|
| Horse/Jockey Name              | Watchya Language/Corey Sutherland |
| Finish Rank                    | 6                                 |
| Fastest Section Time (Section) | 0:11.69 (1200-1000)               |
| Top Speed [km/h] (Section)     | 63.1 (1200-1000)                  |
| Race State                     | Finished                          |



Sunshine Coast QLD  
 Race 3: SECURE ACCESS I.T Maiden Plate - 1400m  
 19 April 2026 - 1:47PM  
 Track Rating: Good 4, Weather: Fine, Rail Position: True Entire Circuit



| Section                | L1400                | L1200                | L1000                | L800                 | L600                 | L400                 | L200                 |
|------------------------|----------------------|----------------------|----------------------|----------------------|----------------------|----------------------|----------------------|
| Section Times          | 1:26.72<br>(0:14.11) | 1:12.61<br>(0:11.69) | 1:00.91<br>(0:12.06) | 0:48.85<br>(0:12.44) | 0:36.41<br>(0:12.16) | 0:24.24<br>(0:12.02) | 0:12.23<br>(0:12.23) |
| Average Speed [km/h]   | 50.9                 | 61.6                 | 60.0                 | 58.5                 | 59.1                 | 60.0                 | 58.7                 |
| Top Speed [km/h]       | 63.0                 | 63.1                 | 61.7                 | 59.6                 | 60.1                 | 60.9                 | 60.9                 |
| Avg. Dist. to Rail [m] | 7.1                  | 4.0                  | 2.9                  | 1.6                  | 0.3                  | 1.6                  | 3.9                  |
| Avg. Stride Freq. [Hz] | 2.4                  | 2.3                  | 2.3                  | 2.2                  | 2.3                  | 2.3                  | 2.3                  |
| Avg. Stride Length [m] | 6.4                  | 7.6                  | 7.5                  | 7.3                  | 7.4                  | 7.4                  | 7.3                  |



[ ] Ranking at each section and finish  
 -:-:- No data available at this section  
 NA No data available

|                                |                             |
|--------------------------------|-----------------------------|
| Horse/Jockey Name              | Legal Cause/Mark Du Plessis |
| Finish Rank                    | 7                           |
| Fastest Section Time (Section) | 0:11.62 (1200-1000)         |
| Top Speed [km/h] (Section)     | 63.3 (1200-1000)            |
| Race State                     | Finished                    |



Sunshine Coast QLD

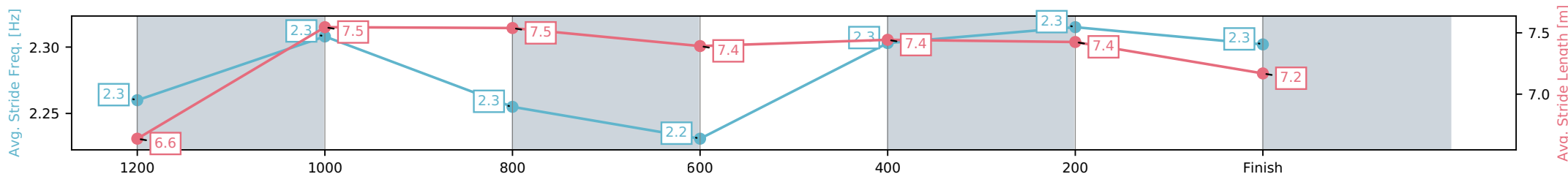
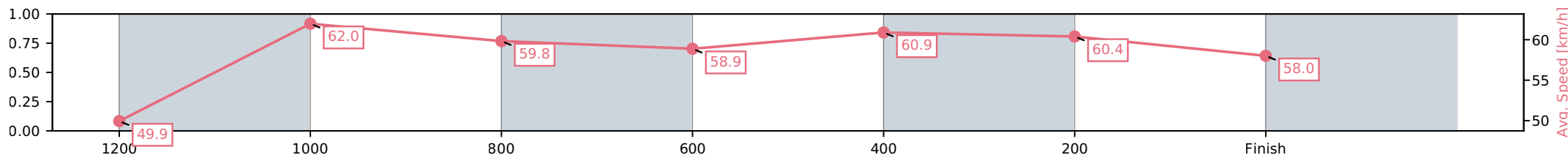
Race 3: SECURE ACCESS I.T Maiden Plate - 1400m

19 April 2026 - 1:47PM



Track Rating: Good 4, Weather: Fine, Rail Position: True Entire Circuit

| Section                | L1400                | L1200                | L1000                | L800                 | L600                 | L400                 | L200                 |
|------------------------|----------------------|----------------------|----------------------|----------------------|----------------------|----------------------|----------------------|
| Section Times          | 1:26.72<br>(0:14.38) | 1:12.34<br>(0:11.62) | 1:00.72<br>(0:12.11) | 0:48.61<br>(0:12.39) | 0:36.23<br>(0:11.97) | 0:24.26<br>(0:11.93) | 0:12.33<br>(0:12.33) |
| Average Speed [km/h]   | 49.9                 | 62.0                 | 59.8                 | 58.9                 | 60.9                 | 60.4                 | 58.0                 |
| Top Speed [km/h]       | 61.5                 | 63.3                 | 61.9                 | 61.4                 | 61.5                 | 61.4                 | 59.0                 |
| Avg. Dist. to Rail [m] | 11.7                 | 6.2                  | 3.3                  | 2.2                  | 2.2                  | 4.1                  | 5.7                  |
| Avg. Stride Freq. [Hz] | 2.3                  | 2.3                  | 2.3                  | 2.2                  | 2.3                  | 2.3                  | 2.3                  |
| Avg. Stride Length [m] | 6.6                  | 7.5                  | 7.5                  | 7.4                  | 7.4                  | 7.4                  | 7.2                  |



- [ ] Ranking at each section and finish
- :-:- No data available at this section
- NA No data available

|                                |                        |
|--------------------------------|------------------------|
| Horse/Jockey Name              | La Gracia/Jake Bayliss |
| Finish Rank                    | 8                      |
| Fastest Section Time (Section) | 0:11.70 (1200-1000)    |
| Top Speed [km/h] (Section)     | 63.8 (1200-1000)       |
| Race State                     | Finished               |



Sunshine Coast QLD

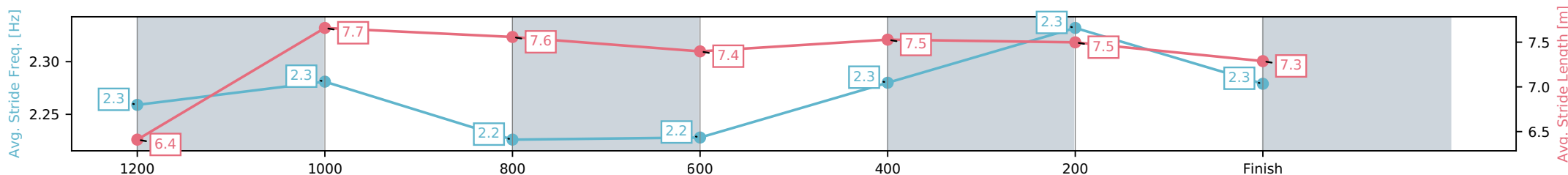
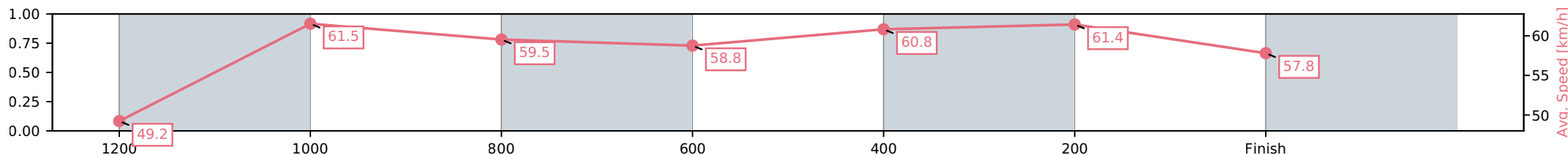
Race 3: SECURE ACCESS I.T Maiden Plate - 1400m

19 April 2026 - 1:47PM



Track Rating: Good 4, Weather: Fine, Rail Position: True Entire Circuit

| Section                | L1400                | L1200                | L1000                | L800                 | L600                 | L400                 | L200                 |
|------------------------|----------------------|----------------------|----------------------|----------------------|----------------------|----------------------|----------------------|
| Section Times          | 1:26.83<br>(0:14.62) | 1:12.22<br>(0:11.70) | 1:00.51<br>(0:12.17) | 0:48.34<br>(0:12.38) | 0:35.96<br>(0:11.83) | 0:24.13<br>(0:11.73) | 0:12.40<br>(0:12.40) |
| Average Speed [km/h]   | 49.2                 | 61.5                 | 59.5                 | 58.8                 | 60.8                 | 61.4                 | 57.8                 |
| Top Speed [km/h]       | 62.7                 | 63.8                 | 60.6                 | 60.4                 | 61.9                 | 62.3                 | 60.8                 |
| Avg. Dist. to Rail [m] | 9.2                  | 3.4                  | 2.7                  | 1.6                  | 0.5                  | 0.6                  | 1.2                  |
| Avg. Stride Freq. [Hz] | 2.3                  | 2.3                  | 2.2                  | 2.2                  | 2.3                  | 2.3                  | 2.3                  |
| Avg. Stride Length [m] | 6.4                  | 7.7                  | 7.6                  | 7.4                  | 7.5                  | 7.5                  | 7.3                  |



- [ ] Ranking at each section and finish
- :-:- No data available at this section
- NA No data available

|                                |                         |
|--------------------------------|-------------------------|
| Horse/Jockey Name              | Alarmed/Tiffani Brooker |
| Finish Rank                    | 9                       |
| Fastest Section Time (Section) | 0:11.78 (400-200)       |
| Top Speed [km/h] (Section)     | 62.5 (1200-1000)        |
| Race State                     | Finished                |



Sunshine Coast QLD

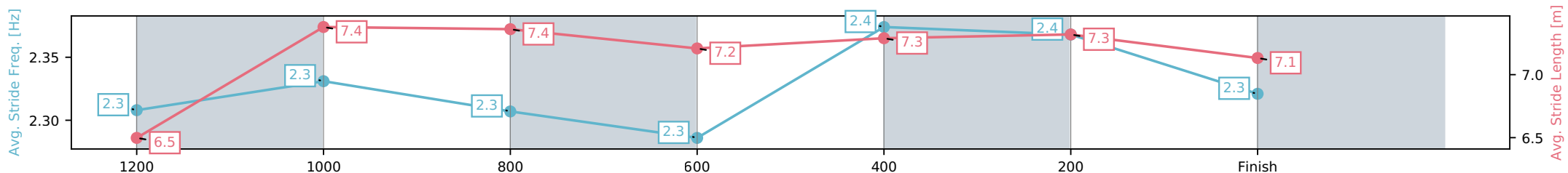
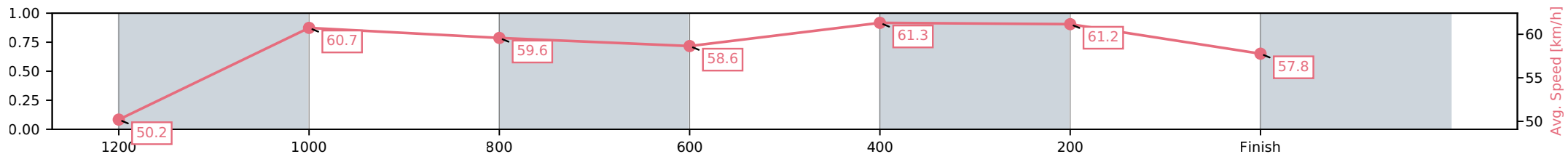
Race 3: SECURE ACCESS I.T Maiden Plate - 1400m

19 April 2026 - 1:47PM



Track Rating: Good 4, Weather: Fine, Rail Position: True Entire Circuit

| Section                | L1400                | L1200                | L1000                | L800                 | L600                 | L400                 | L200                 |
|------------------------|----------------------|----------------------|----------------------|----------------------|----------------------|----------------------|----------------------|
| Section Times          | 1:27.11<br>(0:14.30) | 1:12.80<br>(0:11.86) | 1:00.95<br>(0:12.24) | 0:48.70<br>(0:12.56) | 0:36.14<br>(0:11.94) | 0:24.20<br>(0:11.78) | 0:12.42<br>(0:12.42) |
| Average Speed [km/h]   | 50.2                 | 60.7                 | 59.6                 | 58.6                 | 61.3                 | 61.2                 | 57.8                 |
| Top Speed [km/h]       | 62.2                 | 62.5                 | 61.0                 | 60.5                 | 62.2                 | 61.9                 | 60.1                 |
| Avg. Dist. to Rail [m] | 17.6                 | 9.0                  | 5.7                  | 3.9                  | 2.8                  | 7.0                  | 11.4                 |
| Avg. Stride Freq. [Hz] | 2.3                  | 2.3                  | 2.3                  | 2.3                  | 2.4                  | 2.4                  | 2.3                  |
| Avg. Stride Length [m] | 6.5                  | 7.4                  | 7.4                  | 7.2                  | 7.3                  | 7.3                  | 7.1                  |



- [ ] Ranking at each section and finish
- :-:- No data available at this section
- NA No data available

|                                |                         |
|--------------------------------|-------------------------|
| Horse/Jockey Name              | Speegle/Ross O'Sullivan |
| Finish Rank                    | 10                      |
| Fastest Section Time (Section) | 0:11.71 (1200-1000)     |
| Top Speed [km/h] (Section)     | 64.1 (1400 - 1200)      |
| Race State                     | Finished                |



Sunshine Coast QLD

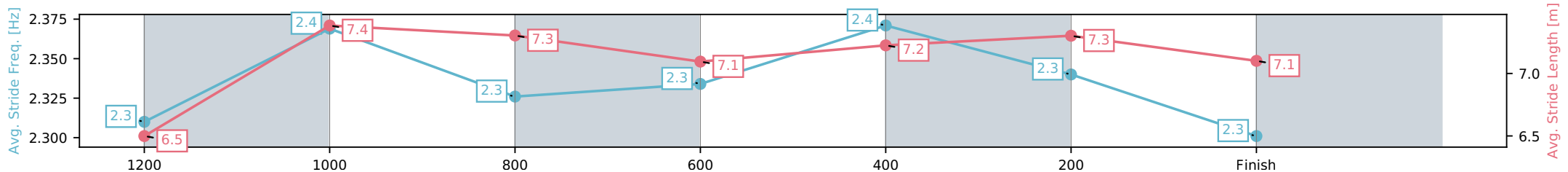
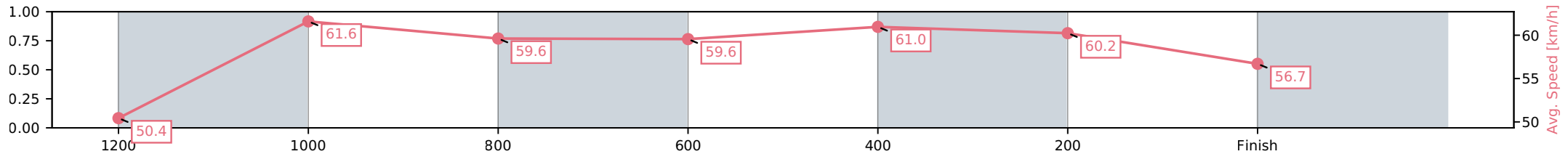
Race 3: SECURE ACCESS I.T Maiden Plate - 1400m

19 April 2026 - 1:47PM



Track Rating: Good 4, Weather: Fine, Rail Position: True Entire Circuit

| Section                | L1400                | L1200                | L1000                | L800                 | L600                 | L400                 | L200                 |
|------------------------|----------------------|----------------------|----------------------|----------------------|----------------------|----------------------|----------------------|
| Section Times          | 1:27.12<br>(0:14.26) | 1:12.86<br>(0:11.71) | 1:01.14<br>(0:12.23) | 0:48.91<br>(0:12.40) | 0:36.52<br>(0:12.08) | 0:24.44<br>(0:11.97) | 0:12.46<br>(0:12.46) |
| Average Speed [km/h]   | 50.4                 | 61.6                 | 59.6                 | 59.6                 | 61.0                 | 60.2                 | 56.7                 |
| Top Speed [km/h]       | 64.1                 | 63.2                 | 61.0                 | 61.5                 | 61.5                 | 62.0                 | 59.0                 |
| Avg. Dist. to Rail [m] | 15.4                 | 8.1                  | 5.7                  | 4.6                  | 3.8                  | 8.2                  | 14.6                 |
| Avg. Stride Freq. [Hz] | 2.3                  | 2.4                  | 2.3                  | 2.3                  | 2.4                  | 2.3                  | 2.3                  |
| Avg. Stride Length [m] | 6.5                  | 7.4                  | 7.3                  | 7.1                  | 7.2                  | 7.3                  | 7.1                  |



- [ ] Ranking at each section and finish
- :-:- No data available at this section
- NA No data available

|                                |                        |
|--------------------------------|------------------------|
| Horse/Jockey Name              | Geisha Gal/Daniel Moor |
| Finish Rank                    | 11                     |
| Fastest Section Time (Section) | 0:11.66 (1200-1000)    |
| Top Speed [km/h] (Section)     | 63.4 (1200-1000)       |
| Race State                     | Finished               |



Sunshine Coast QLD

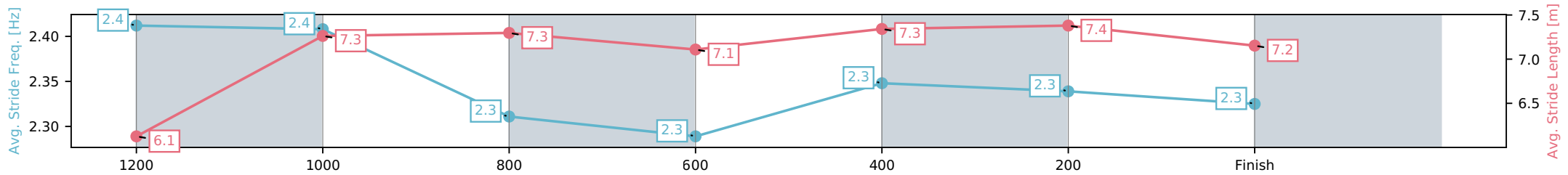
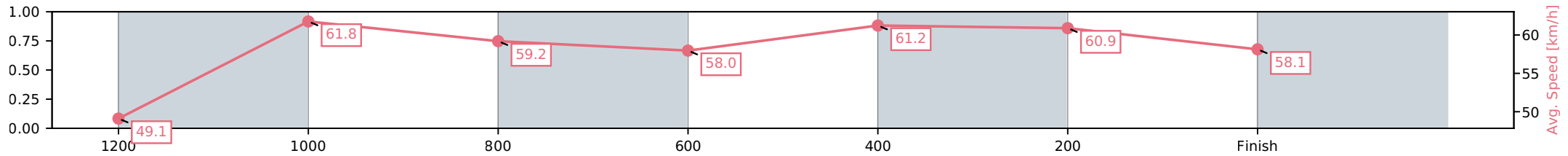
Race 3: SECURE ACCESS I.T Maiden Plate - 1400m

19 April 2026 - 1:47PM



Track Rating: Good 4, Weather: Fine, Rail Position: True Entire Circuit

| Section                | L1400                | L1200                | L1000                | L800                 | L600                 | L400                 | L200                 |
|------------------------|----------------------|----------------------|----------------------|----------------------|----------------------|----------------------|----------------------|
| Section Times          | 1:27.14<br>(0:14.64) | 1:12.50<br>(0:11.66) | 1:00.83<br>(0:12.24) | 0:48.59<br>(0:12.58) | 0:36.01<br>(0:11.84) | 0:24.17<br>(0:11.84) | 0:12.33<br>(0:12.33) |
| Average Speed [km/h]   | 49.1                 | 61.8                 | 59.2                 | 58.0                 | 61.2                 | 60.9                 | 58.1                 |
| Top Speed [km/h]       | 62.2                 | 63.4                 | 61.1                 | 59.8                 | 62.6                 | 61.5                 | 59.8                 |
| Avg. Dist. to Rail [m] | 9.3                  | 3.9                  | 2.8                  | 2.2                  | 1.3                  | 5.0                  | 7.5                  |
| Avg. Stride Freq. [Hz] | 2.4                  | 2.4                  | 2.3                  | 2.3                  | 2.3                  | 2.3                  | 2.3                  |
| Avg. Stride Length [m] | 6.1                  | 7.3                  | 7.3                  | 7.1                  | 7.3                  | 7.4                  | 7.2                  |



- [ ] Ranking at each section and finish
- :-:- No data available at this section
- NA No data available

|                                |                                 |
|--------------------------------|---------------------------------|
| Horse/Jockey Name              | Caramelfudgesundae/Cejay Graham |
| Finish Rank                    | 13                              |
| Fastest Section Time (Section) | 0:11.59 (1200-1000)             |
| Top Speed [km/h] (Section)     | 63.7 (1200-1000)                |
| Race State                     | Finished                        |



Sunshine Coast QLD

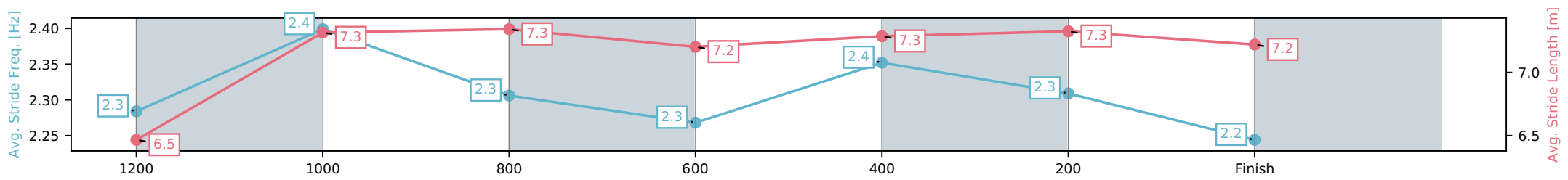
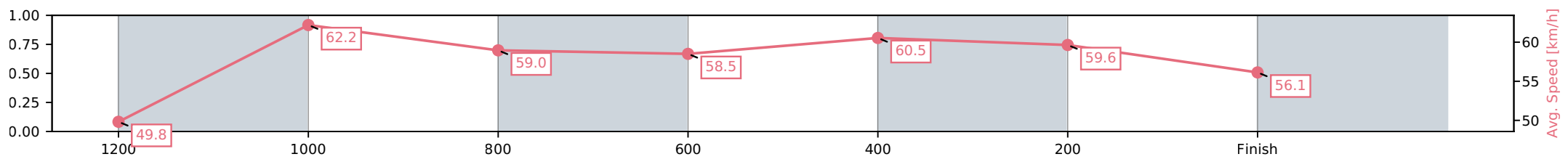
Race 3: SECURE ACCESS I.T Maiden Plate - 1400m

19 April 2026 - 1:47PM



Track Rating: Good 4, Weather: Fine, Rail Position: True Entire Circuit

| Section                | L1400                | L1200                | L1000                | L800                 | L600                 | L400                 | L200                 |
|------------------------|----------------------|----------------------|----------------------|----------------------|----------------------|----------------------|----------------------|
| Section Times          | 1:27.59<br>(0:14.40) | 1:13.19<br>(0:11.59) | 1:01.60<br>(0:12.31) | 0:49.29<br>(0:12.47) | 0:36.82<br>(0:12.00) | 0:24.82<br>(0:12.09) | 0:12.73<br>(0:12.73) |
| Average Speed [km/h]   | 49.8                 | 62.2                 | 59.0                 | 58.5                 | 60.5                 | 59.6                 | 56.1                 |
| Top Speed [km/h]       | 62.3                 | 63.7                 | 60.8                 | 61.7                 | 62.1                 | 60.4                 | 58.9                 |
| Avg. Dist. to Rail [m] | 8.2                  | 4.5                  | 3.6                  | 2.5                  | 1.3                  | 3.6                  | 5.2                  |
| Avg. Stride Freq. [Hz] | 2.3                  | 2.4                  | 2.3                  | 2.3                  | 2.4                  | 2.3                  | 2.2                  |
| Avg. Stride Length [m] | 6.5                  | 7.3                  | 7.3                  | 7.2                  | 7.3                  | 7.3                  | 7.2                  |



[ ] Ranking at each section and finish  
 -:-:- No data available at this section  
 NA No data available

|                                |                                |
|--------------------------------|--------------------------------|
| Horse/Jockey Name              | Birdsville Boy/Taylor Marshall |
| Finish Rank                    | 14                             |
| Fastest Section Time (Section) | 0:11.76 (1200-1000)            |
| Top Speed [km/h] (Section)     | 62.7 (1400 - 1200)             |
| Race State                     | Finished                       |



Sunshine Coast QLD

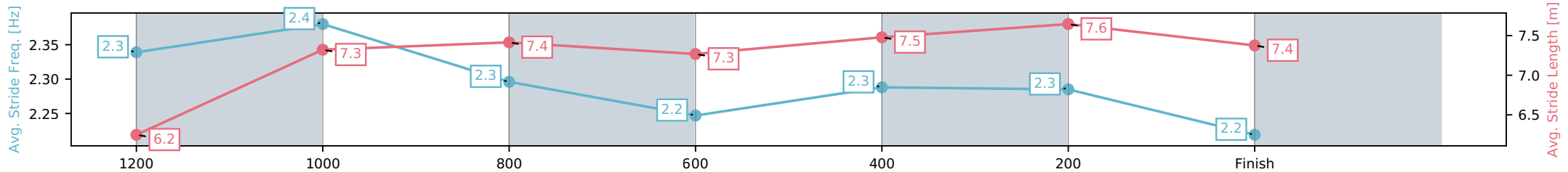

Race 3: SECURE ACCESS I.T Maiden Plate - 1400m

19 April 2026 - 1:47PM



Track Rating: Good 4, Weather: Fine, Rail Position: True Entire Circuit

| Section                | L1400                | L1200                | L1000                | L800                 | L600                 | L400                 | L200                 |
|------------------------|----------------------|----------------------|----------------------|----------------------|----------------------|----------------------|----------------------|
| Section Times          | 1:27.61<br>(0:14.51) | 1:13.10<br>(0:11.76) | 1:01.34<br>(0:12.28) | 0:49.07<br>(0:12.68) | 0:36.39<br>(0:11.99) | 0:24.40<br>(0:11.83) | 0:12.57<br>(0:12.57) |
| Average Speed [km/h]   | 49.5                 | 61.2                 | 59.4                 | 57.9                 | 60.8                 | 60.9                 | 57.3                 |
| Top Speed [km/h]       | 62.7                 | 62.4                 | 61.0                 | 59.8                 | 61.9                 | 62.3                 | 59.8                 |
| Avg. Dist. to Rail [m] | 16.6                 | 6.7                  | 4.7                  | 3.4                  | 1.9                  | 4.0                  | 3.7                  |
| Avg. Stride Freq. [Hz] | 2.3                  | 2.4                  | 2.3                  | 2.2                  | 2.3                  | 2.3                  | 2.2                  |
| Avg. Stride Length [m] | 6.2                  | 7.3                  | 7.4                  | 7.3                  | 7.5                  | 7.6                  | 7.4                  |



- [ ] Ranking at each section and finish
- :-:- No data available at this section
- NA No data available

|                                |                         |
|--------------------------------|-------------------------|
| Horse/Jockey Name              | Takara Moon/Jack Taplin |
| Finish Rank                    | 15                      |
| Fastest Section Time (Section) | 0:11.81 (400-200)       |
| Top Speed [km/h] (Section)     | 62.4 (1000-800)         |
| Race State                     | Finished                |



Sunshine Coast QLD

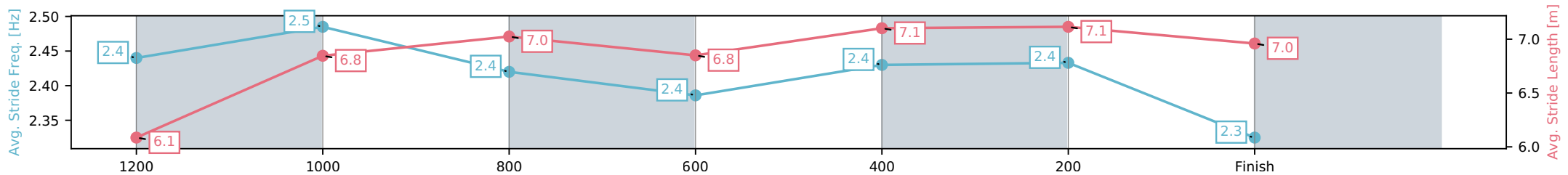
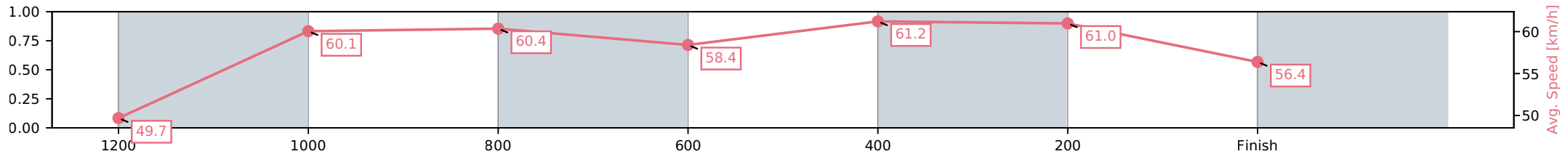
Race 3: SECURE ACCESS I.T Maiden Plate - 1400m

19 April 2026 - 1:47PM



Track Rating: Good 4, Weather: Fine, Rail Position: True Entire Circuit

| Section                | L1400                | L1200                | L1000                | L800                 | L600                 | L400                 | L200                 |
|------------------------|----------------------|----------------------|----------------------|----------------------|----------------------|----------------------|----------------------|
| Section Times          | 1:27.74<br>(0:14.48) | 1:13.26<br>(0:12.00) | 1:01.26<br>(0:12.09) | 0:49.16<br>(0:12.62) | 0:36.54<br>(0:11.96) | 0:24.58<br>(0:11.81) | 0:12.77<br>(0:12.77) |
| Average Speed [km/h]   | 49.7                 | 60.1                 | 60.4                 | 58.4                 | 61.2                 | 61.0                 | 56.4                 |
| Top Speed [km/h]       | 61.3                 | 61.4                 | 62.4                 | 61.3                 | 61.9                 | 62.0                 | 59.3                 |
| Avg. Dist. to Rail [m] | 18.5                 | 9.3                  | 5.6                  | 4.3                  | 2.8                  | 5.4                  | 9.2                  |
| Avg. Stride Freq. [Hz] | 2.4                  | 2.5                  | 2.4                  | 2.4                  | 2.4                  | 2.4                  | 2.3                  |
| Avg. Stride Length [m] | 6.1                  | 6.8                  | 7.0                  | 6.8                  | 7.1                  | 7.1                  | 7.0                  |



- [ ] Ranking at each section and finish
- :-:- No data available at this section
- NA No data available

|                                |                         |
|--------------------------------|-------------------------|
| Horse/Jockey Name              | Vila Moon/McKenzie Apel |
| Finish Rank                    | 16                      |
| Fastest Section Time (Section) | 0:11.55 (1200-1000)     |
| Top Speed [km/h] (Section)     | 63.1 (1200-1000)        |
| Race State                     | Finished                |



Sunshine Coast QLD

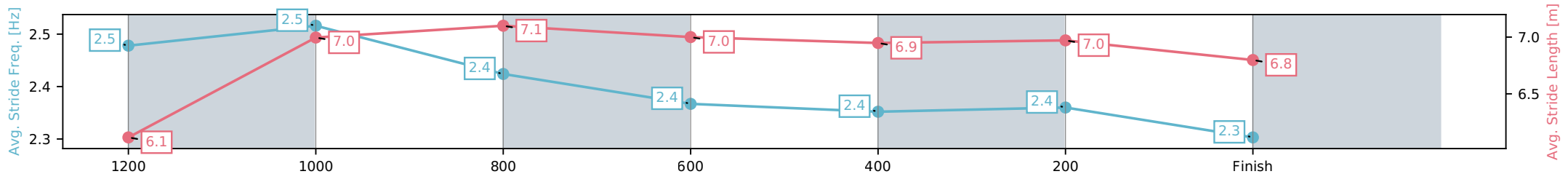
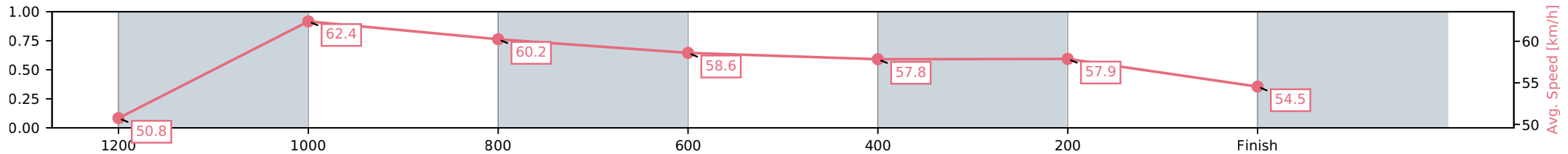
Race 3: SECURE ACCESS I.T Maiden Plate - 1400m

19 April 2026 - 1:47PM



Track Rating: Good 4, Weather: Fine, Rail Position: True Entire Circuit

| Section                | L1400                | L1200                | L1000                | L800                 | L600                 | L400                 | L200                 |
|------------------------|----------------------|----------------------|----------------------|----------------------|----------------------|----------------------|----------------------|
| Section Times          | 1:27.95<br>(0:14.16) | 1:13.80<br>(0:11.55) | 1:02.25<br>(0:12.00) | 0:50.25<br>(0:12.33) | 0:37.91<br>(0:12.33) | 0:25.58<br>(0:12.44) | 0:13.14<br>(0:13.14) |
| Average Speed [km/h]   | 50.8                 | 62.4                 | 60.2                 | 58.6                 | 57.8                 | 57.9                 | 54.5                 |
| Top Speed [km/h]       | 62.8                 | 63.1                 | 62.9                 | 59.9                 | 58.7                 | 58.9                 | 56.5                 |
| Avg. Dist. to Rail [m] | 8.2                  | 4.6                  | 2.1                  | 0.9                  | 1.7                  | 2.2                  | 0.6                  |
| Avg. Stride Freq. [Hz] | 2.5                  | 2.5                  | 2.4                  | 2.4                  | 2.4                  | 2.4                  | 2.3                  |
| Avg. Stride Length [m] | 6.1                  | 7.0                  | 7.1                  | 7.0                  | 6.9                  | 7.0                  | 6.8                  |



- [ ] Ranking at each section and finish
- :-:- No data available at this section
- NA No data available



# Sunshine Coast QLD -

Race 4: HAPPY BIRTHDAY KENNY POP Class 4 Handicap - 1600m

19 April 2026 - 2:26PM



Track Rating: Good 4, Weather: Fine, Rail Position: True Entire Circuit

Field Times (Race Tempo)      1:39.59 (0:13.92)    1:25.67 (0:12.38)    1:13.29 (0:12.65)    1:00.64 (0:12.98)    0:47.66 (0:12.54)    0:35.12 (0:12.20)    0:22.92 (0:11.33)    0:11.59 (0:11.59)

| Rank | TAB#   | Horse               | Overall Time  | First 400m | Top Speed km/h (Section) | L1600        | L1400        | L1200        | L1000        | L800         | L600         | L400         | L200         |
|------|--------|---------------------|---------------|------------|--------------------------|--------------|--------------|--------------|--------------|--------------|--------------|--------------|--------------|
|      | (BAR#) | Jockey              | Margin (DT-W) | Last 600m  | Fastest Section (Time)   | Start - 1400 | 1400 - 1200  | 1200 - 1000  | 1000 - 800   | 800 - 600    | 600 - 400    | 400 - 200    | 200 - Finish |
| 1    | 5      | The Irish           | 1:39.59       | 0:26.68    | 65.4 (400-200)           | 1:39.59      | 1:25.19 [4]  | 1:12.91 [4]  | 1:00.19 [4]  | 0:47.15 [3]  | 0:34.73 [3]  | 0:22.69 [3]  | 0:11.44 [2]  |
|      | (1)    | Michael Rodd        |               | 0:34.74    | 400-200 (0:11.25)        | (0:14.40)    | (0:12.28)    | (0:12.71)    | (0:13.04)    | (0:12.42)    | (0:12.05)    | (0:11.25)    | (0:11.44)    |
| 2    | 6      | Divakara            | 1:39.70       | 0:26.50    | 64.5 (400-200)           | 1:39.70      | 1:25.28 [5]  | 1:13.19 [3]  | 1:00.66 [2]  | 0:47.52 [2]  | 0:35.08 [2]  | 0:23.03 [1]  | 0:11.70 [1]  |
|      | (9)    | Ben Thompson        | 0.6L (+4)     | 0:35.08    | 400-200 (0:11.33)        | (0:14.42)    | (0:12.08)    | (0:12.53)    | (0:13.14)    | (0:12.44)    | (0:12.05)    | (0:11.33)    | (0:11.70)    |
| 3    | 12     | November Air        | 1:39.74       | 0:26.47    | 65.7 (400-200)           | 1:39.74      | 1:25.68 [2]  | 1:13.27 [2]  | 1:00.43 [3]  | 0:47.26 [4]  | 0:34.82 [4]  | 0:22.71 [4]  | 0:11.54 [3]  |
|      | (7)    | Daniel Moor         | 0.9L (+3)     | 0:34.81    | 400-200 (0:11.16)        | (0:14.06)    | (0:12.41)    | (0:12.84)    | (0:13.17)    | (0:12.44)    | (0:12.11)    | (0:11.16)    | (0:11.54)    |
| 4    | 3      | Zaher               | 1:39.78       | 0:27.01    | 66.0 (400-200)           | 1:39.78      | 1:25.26 [6]  | 1:12.76 [7]  | 0:59.86 [7]  | 0:46.62 [7]  | 0:34.37 [7]  | 0:22.61 [7]  | 0:11.55 [4]  |
|      | (8)    | Mark Du Plessis     | 1.1L (+5)     | 0:34.37    | 400-200 (0:11.06)        | (0:14.52)    | (0:12.49)    | (0:12.90)    | (0:13.24)    | (0:12.25)    | (0:11.76)    | (0:11.06)    | (0:11.55)    |
| 5    | 2      | Victory Command     | 1:39.93       | 0:27.40    | 65.5 (400-200)           | 1:39.93      | 1:25.00 [10] | 1:12.52 [9]  | 0:59.74 [8]  | 0:46.69 [8]  | 0:34.48 [8]  | 0:22.65 [8]  | 0:11.54 [7]  |
|      | (3)    | Corey Sutherland    | 2.0L (-1)     | 0:34.48    | 400-200 (0:11.11)        | (0:14.93)    | (0:12.47)    | (0:12.78)    | (0:13.05)    | (0:12.21)    | (0:11.83)    | (0:11.11)    | (0:11.54)    |
| 6    | 11     | Kerkorian           | 1:39.96       | 0:27.30    | 66.5 (400-200)           | 1:39.96      | 1:25.14 [8]  | 1:12.66 [8]  | 0:59.75 [9]  | 0:46.51 [9]  | 0:34.24 [9]  | 0:22.62 [9]  | 0:11.66 [5]  |
|      | (10)   | Jake Bayliss        | 2.2L (+3)     | 0:34.24    | 400-200 (0:10.96)        | (0:14.82)    | (0:12.48)    | (0:12.91)    | (0:13.24)    | (0:12.27)    | (0:11.62)    | (0:10.96)    | (0:11.66)    |
| 7    | 1      | La Cometa           | 1:39.99       | 0:26.75    | 64.9 (400-200)           | 1:39.99      | 1:25.73 [3]  | 1:13.23 [5]  | 1:00.33 [5]  | 0:47.21 [6]  | 0:34.84 [6]  | 0:22.89 [6]  | 0:11.68 [6]  |
|      | (5)    | Cejay Graham        | 2.4L (+4)     | 0:34.84    | 400-200 (0:11.21)        | (0:14.26)    | (0:12.49)    | (0:12.91)    | (0:13.12)    | (0:12.36)    | (0:11.95)    | (0:11.21)    | (0:11.68)    |
| 8    | 10     | Linthorpe Luck      | 1:40.39       | 0:27.57    | 65.8 (400-200)           | 1:40.39      | 1:25.48 [9]  | 1:12.82 [10] | 0:59.74 [10] | 0:46.65 [10] | 0:34.41 [10] | 0:22.64 [10] | 0:11.57 [9]  |
|      | (4)    | Olivia Webb         | 4.7L (+3)     | 0:34.41    | 400-200 (0:11.07)        | (0:14.91)    | (0:12.66)    | (0:13.08)    | (0:13.09)    | (0:12.24)    | (0:11.77)    | (0:11.07)    | (0:11.57)    |
| 9    | 7      | Big Ticket Boy      | 1:40.65       | 0:27.00    | 63.4 (400-200)           | 1:40.65      | 1:25.99 [7]  | 1:13.65 [6]  | 1:00.91 [6]  | 0:47.93 [5]  | 0:35.53 [5]  | 0:23.56 [5]  | 0:12.07 [8]  |
|      | (2)    | Georgina Cartwright | 6.3L (+0)     | 0:35.54    | 400-200 (0:11.50)        | (0:14.66)    | (0:12.34)    | (0:12.74)    | (0:12.98)    | (0:12.39)    | (0:11.97)    | (0:11.50)    | (0:12.07)    |
| 10   | 8      | Nondisclosure       | 1:43.31       | 0:26.30    | 62.7 (1600 - 1400)       | 1:43.31      | 1:29.39 [1]  | 1:17.01 [1]  | 1:04.36 [1]  | 0:51.38 [1]  | 0:38.84 [1]  | 0:26.52 [2]  | 0:14.18 [10] |
|      | (6)    | Cody Collis         | 21.9L (+0)    | 0:38.84    | 600-400 (0:12.32)        | (0:13.92)    | (0:12.38)    | (0:12.66)    | (0:12.98)    | (0:12.54)    | (0:12.32)    | (0:12.34)    | (0:14.18)    |

Scratched: Smart Action (#4), Stranglehold (#9)

Report Created: Sun 19 April 2026

(Note: Races are conducted over an approximate distance as close as possible to the advertised distance, and recorded data may vary accordingly. Official times refer to race times only and do not include handicap times.)

[ ] Position in running at each section and finish    TAB# Saddle cloth number

Fastest split

-:--:-- No data available at this section

BAR# Barrier/Gate Position

Fastest section

NA No data available

DNF Did not finish

DNT Did not track

DT-W Distance travelled compared to winner in metres

|                                |                        |
|--------------------------------|------------------------|
| Horse/Jockey Name              | The Irish/Michael Rodd |
| Finish Rank                    | 1                      |
| Fastest Section Time (Section) | 0:11.25 (400-200)      |
| Top Speed [km/h] (Section)     | 65.4 (400-200)         |
| Race State                     | Finished               |



Sunshine Coast QLD

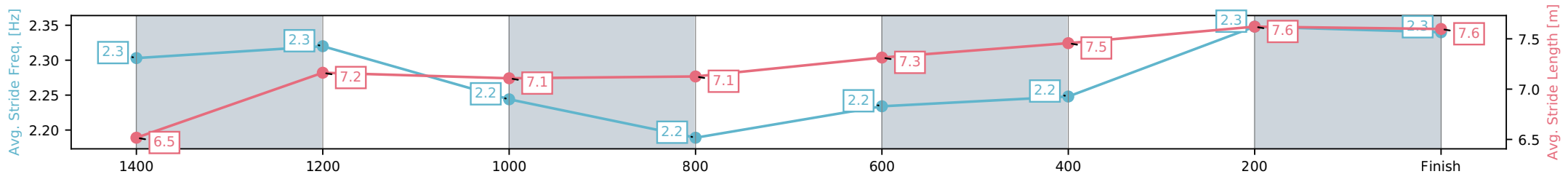
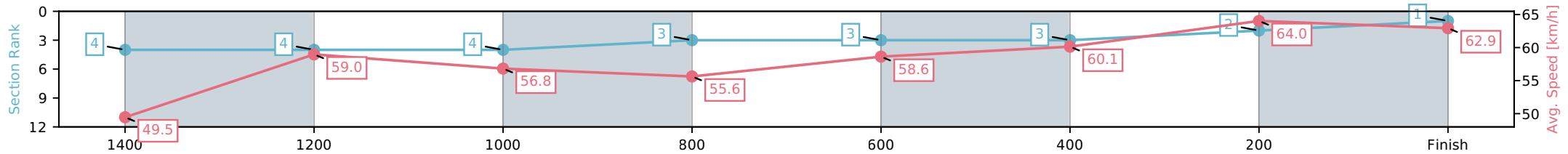
Race 4: HAPPY BIRTHDAY KENNY POP Class 4 Handicap - 1600m



19 April 2026 - 2:26PM

Track Rating: Good 4, Weather: Fine, Rail Position: True Entire Circuit

| Section                | L1600                | L1400                    | L1200                    | L1000                    | L800                     | L600                     | L400                     | L200                     |
|------------------------|----------------------|--------------------------|--------------------------|--------------------------|--------------------------|--------------------------|--------------------------|--------------------------|
| Section Times          | 1:39.59<br>(0:14.40) | 1:25.19 [4]<br>(0:12.28) | 1:12.91 [4]<br>(0:12.71) | 1:00.19 [3]<br>(0:13.04) | 0:47.15 [3]<br>(0:12.42) | 0:34.73 [3]<br>(0:12.05) | 0:22.69 [2]<br>(0:11.25) | 0:11.44 [1]<br>(0:11.44) |
| Average Speed [km/h]   | 49.5                 | 59.0                     | 56.8                     | 55.6                     | 58.6                     | 60.1                     | 64.0                     | 62.9                     |
| Top Speed [km/h]       | 59.7                 | 59.8                     | 57.5                     | 57.1                     | 59.8                     | 61.8                     | 65.4                     | 64.0                     |
| Avg. Dist. to Rail [m] | 5.0                  | 2.8                      | 2.8                      | 2.7                      | 1.9                      | 1.1                      | 4.2                      | 6.4                      |
| Avg. Stride Freq. [Hz] | 2.3                  | 2.3                      | 2.2                      | 2.2                      | 2.2                      | 2.2                      | 2.3                      | 2.3                      |
| Avg. Stride Length [m] | 6.5                  | 7.2                      | 7.1                      | 7.1                      | 7.3                      | 7.5                      | 7.6                      | 7.6                      |



[ ] Ranking at each section and finish  
 -:-:- No data available at this section  
 NA No data available

|                                |                       |
|--------------------------------|-----------------------|
| Horse/Jockey Name              | Divakara/Ben Thompson |
| Finish Rank                    | 2                     |
| Fastest Section Time (Section) | 0:11.33 (400-200)     |
| Top Speed [km/h] (Section)     | 64.5 (400-200)        |
| Race State                     | Finished              |



Sunshine Coast QLD

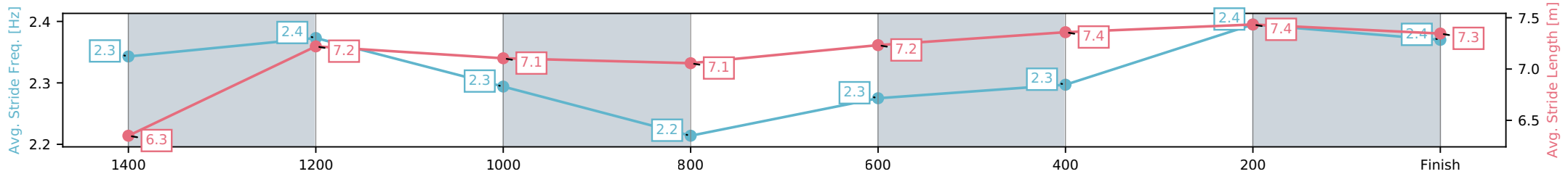
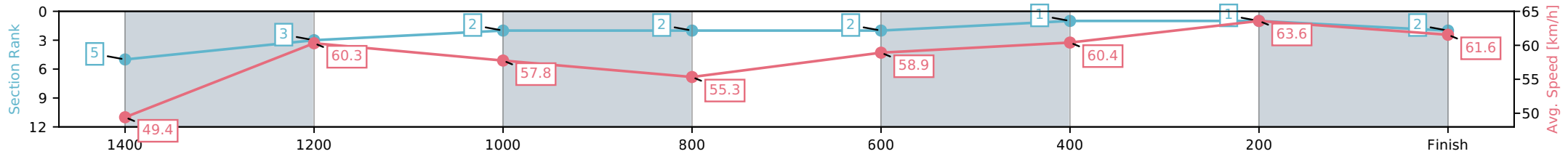
Race 4: HAPPY BIRTHDAY KENNY POP Class 4 Handicap - 1600m



19 April 2026 - 2:26PM

Track Rating: Good 4, Weather: Fine, Rail Position: True Entire Circuit

| Section                | L1600                | L1400                    | L1200                    | L1000                    | L800                     | L600                     | L400                     | L200                     |
|------------------------|----------------------|--------------------------|--------------------------|--------------------------|--------------------------|--------------------------|--------------------------|--------------------------|
| Section Times          | 1:39.70<br>(0:14.42) | 1:25.28 [3]<br>(0:12.08) | 1:13.19 [2]<br>(0:12.53) | 1:00.66 [2]<br>(0:13.14) | 0:47.52 [2]<br>(0:12.44) | 0:35.08 [1]<br>(0:12.05) | 0:23.03 [1]<br>(0:11.33) | 0:11.70 [2]<br>(0:11.70) |
| Average Speed [km/h]   | 49.4                 | 60.3                     | 57.8                     | 55.3                     | 58.9                     | 60.4                     | 63.6                     | 61.6                     |
| Top Speed [km/h]       | 63.4                 | 63.0                     | 59.4                     | 57.2                     | 60.2                     | 61.7                     | 64.5                     | 63.5                     |
| Avg. Dist. to Rail [m] | 12.3                 | 4.9                      | 5.3                      | 4.1                      | 2.9                      | 1.9                      | 5.5                      | 8.1                      |
| Avg. Stride Freq. [Hz] | 2.3                  | 2.4                      | 2.3                      | 2.2                      | 2.3                      | 2.3                      | 2.4                      | 2.4                      |
| Avg. Stride Length [m] | 6.3                  | 7.2                      | 7.1                      | 7.1                      | 7.2                      | 7.4                      | 7.4                      | 7.3                      |



[ ] Ranking at each section and finish  
 -:-:- No data available at this section  
 NA No data available

|                                |                          |
|--------------------------------|--------------------------|
| Horse/Jockey Name              | November Air/Daniel Moor |
| Finish Rank                    | 3                        |
| Fastest Section Time (Section) | 0:11.16 (400-200)        |
| Top Speed [km/h] (Section)     | 65.7 (400-200)           |
| Race State                     | Finished                 |



Sunshine Coast QLD

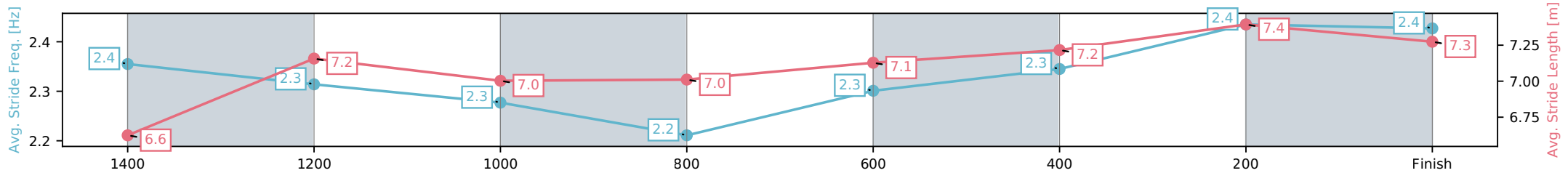
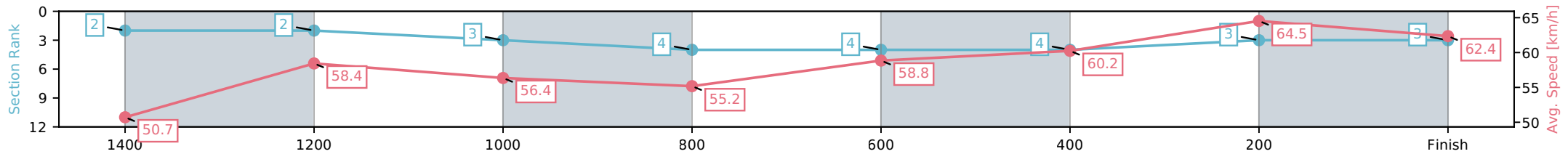
Race 4: HAPPY BIRTHDAY KENNY POP Class 4 Handicap - 1600m



19 April 2026 - 2:26PM

Track Rating: Good 4, Weather: Fine, Rail Position: True Entire Circuit

| Section                | L1600                | L1400                    | L1200                    | L1000                    | L800                     | L600                     | L400                     | L200                     |
|------------------------|----------------------|--------------------------|--------------------------|--------------------------|--------------------------|--------------------------|--------------------------|--------------------------|
| Section Times          | 1:39.74<br>(0:14.06) | 1:25.68 [2]<br>(0:12.41) | 1:13.27 [3]<br>(0:12.84) | 1:00.43 [4]<br>(0:13.17) | 0:47.26 [4]<br>(0:12.44) | 0:34.82 [4]<br>(0:12.11) | 0:22.71 [3]<br>(0:11.16) | 0:11.54 [3]<br>(0:11.54) |
| Average Speed [km/h]   | 50.7                 | 58.4                     | 56.4                     | 55.2                     | 58.8                     | 60.2                     | 64.5                     | 62.4                     |
| Top Speed [km/h]       | 61.8                 | 60.5                     | 57.9                     | 56.9                     | 60.7                     | 62.3                     | 65.7                     | 63.8                     |
| Avg. Dist. to Rail [m] | 11.0                 | 3.8                      | 4.1                      | 3.9                      | 2.9                      | 2.2                      | 6.4                      | 9.1                      |
| Avg. Stride Freq. [Hz] | 2.4                  | 2.3                      | 2.3                      | 2.2                      | 2.3                      | 2.3                      | 2.4                      | 2.4                      |
| Avg. Stride Length [m] | 6.6                  | 7.2                      | 7.0                      | 7.0                      | 7.1                      | 7.2                      | 7.4                      | 7.3                      |



- [ ] Ranking at each section and finish
- :-:- No data available at this section
- NA No data available

|                                |                       |
|--------------------------------|-----------------------|
| Horse/Jockey Name              | Zaher/Mark Du Plessis |
| Finish Rank                    | 4                     |
| Fastest Section Time (Section) | 0:11.06 (400-200)     |
| Top Speed [km/h] (Section)     | 66.0 (400-200)        |
| Race State                     | Finished              |



Sunshine Coast QLD

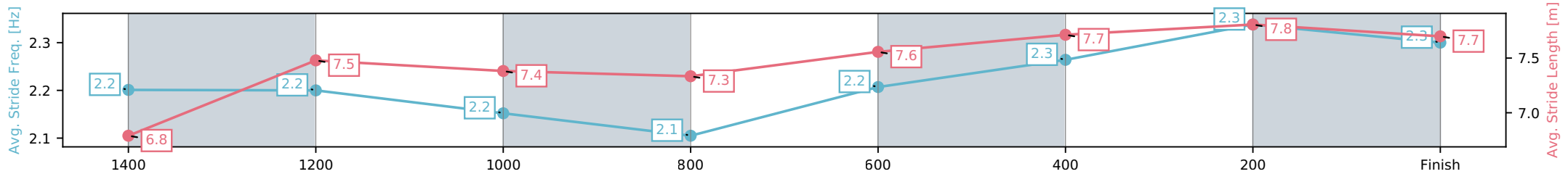
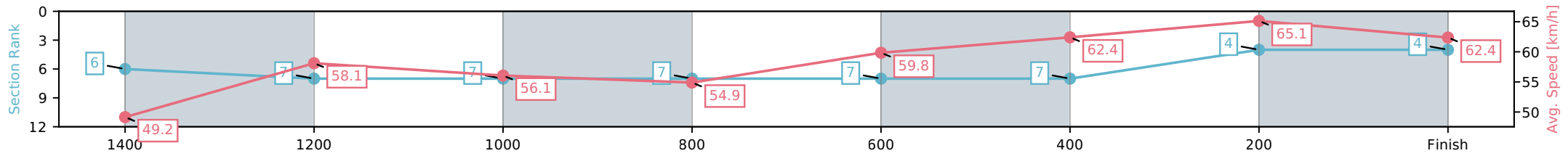
Race 4: HAPPY BIRTHDAY KENNY POP Class 4 Handicap - 1600m



19 April 2026 - 2:26PM

Track Rating: Good 4, Weather: Fine, Rail Position: True Entire Circuit

| Section                | L1600                | L1400                    | L1200                    | L1000                    | L800                     | L600                     | L400                     | L200                     |
|------------------------|----------------------|--------------------------|--------------------------|--------------------------|--------------------------|--------------------------|--------------------------|--------------------------|
| Section Times          | 1:39.78<br>(0:14.52) | 1:25.26 [7]<br>(0:12.49) | 1:12.76 [7]<br>(0:12.90) | 0:59.86 [7]<br>(0:13.24) | 0:46.62 [7]<br>(0:12.25) | 0:34.37 [7]<br>(0:11.76) | 0:22.61 [4]<br>(0:11.06) | 0:11.55 [4]<br>(0:11.55) |
| Average Speed [km/h]   | 49.2                 | 58.1                     | 56.1                     | 54.9                     | 59.8                     | 62.4                     | 65.1                     | 62.4                     |
| Top Speed [km/h]       | 60.7                 | 59.0                     | 57.2                     | 56.4                     | 60.9                     | 64.1                     | 66.0                     | 65.1                     |
| Avg. Dist. to Rail [m] | 9.3                  | 3.8                      | 3.8                      | 3.9                      | 3.1                      | 3.2                      | 10.0                     | 12.8                     |
| Avg. Stride Freq. [Hz] | 2.2                  | 2.2                      | 2.2                      | 2.1                      | 2.2                      | 2.3                      | 2.3                      | 2.3                      |
| Avg. Stride Length [m] | 6.8                  | 7.5                      | 7.4                      | 7.3                      | 7.6                      | 7.7                      | 7.8                      | 7.7                      |



[ ] Ranking at each section and finish  
 -:-:- No data available at this section  
 NA No data available

|                                |                                  |
|--------------------------------|----------------------------------|
| Horse/Jockey Name              | Victory Command/Corey Sutherland |
| Finish Rank                    | 5                                |
| Fastest Section Time (Section) | 0:11.11 (400-200)                |
| Top Speed [km/h] (Section)     | 65.5 (400-200)                   |
| Race State                     | Finished                         |



Sunshine Coast QLD

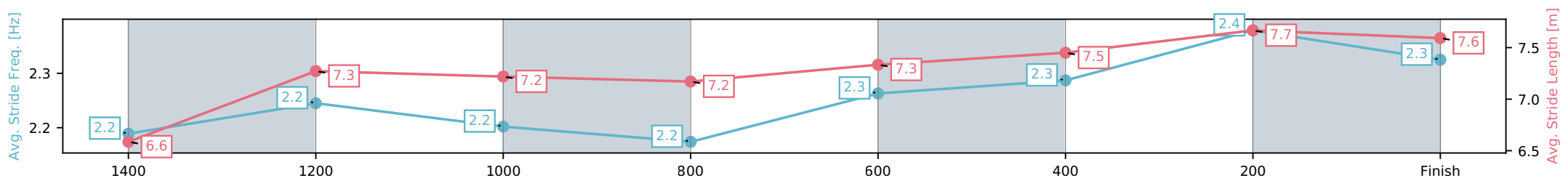
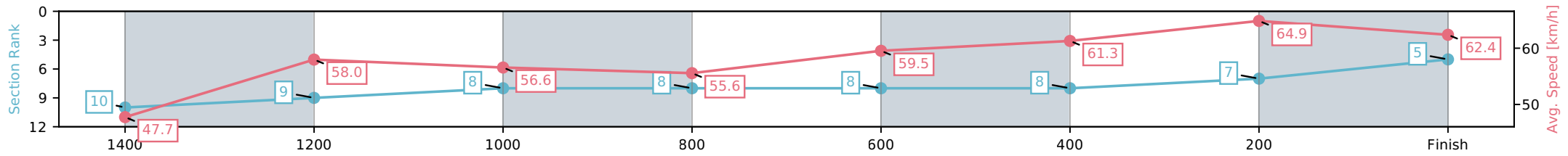
Race 4: HAPPY BIRTHDAY KENNY POP Class 4 Handicap - 1600m



19 April 2026 - 2:26PM

Track Rating: Good 4, Weather: Fine, Rail Position: True Entire Circuit

| Section                | L1600                | L1400                    | L1200                    | L1000                    | L800                     | L600                     | L400                     | L200                     |
|------------------------|----------------------|--------------------------|--------------------------|--------------------------|--------------------------|--------------------------|--------------------------|--------------------------|
| Section Times          | 1:39.93<br>(0:14.93) | 1:25.00 [9]<br>(0:12.47) | 1:12.52 [8]<br>(0:12.78) | 0:59.74 [8]<br>(0:13.05) | 0:46.69 [8]<br>(0:12.21) | 0:34.48 [8]<br>(0:11.83) | 0:22.65 [7]<br>(0:11.11) | 0:11.54 [5]<br>(0:11.54) |
| Average Speed [km/h]   | 47.7                 | 58.0                     | 56.6                     | 55.6                     | 59.5                     | 61.3                     | 64.9                     | 62.4                     |
| Top Speed [km/h]       | 58.9                 | 58.8                     | 57.5                     | 56.3                     | 60.5                     | 64.4                     | 65.5                     | 64.2                     |
| Avg. Dist. to Rail [m] | 6.2                  | 2.8                      | 3.0                      | 2.8                      | 1.7                      | 1.2                      | 6.2                      | 7.7                      |
| Avg. Stride Freq. [Hz] | 2.2                  | 2.2                      | 2.2                      | 2.2                      | 2.3                      | 2.3                      | 2.4                      | 2.3                      |
| Avg. Stride Length [m] | 6.6                  | 7.3                      | 7.2                      | 7.2                      | 7.3                      | 7.5                      | 7.7                      | 7.6                      |



[ ] Ranking at each section and finish  
 -:-:- No data available at this section  
 NA No data available

|                                |                        |
|--------------------------------|------------------------|
| Horse/Jockey Name              | Kerkorian/Jake Bayliss |
| Finish Rank                    | 6                      |
| Fastest Section Time (Section) | 0:10.96 (400-200)      |
| Top Speed [km/h] (Section)     | 66.5 (400-200)         |
| Race State                     | Finished               |



Sunshine Coast QLD

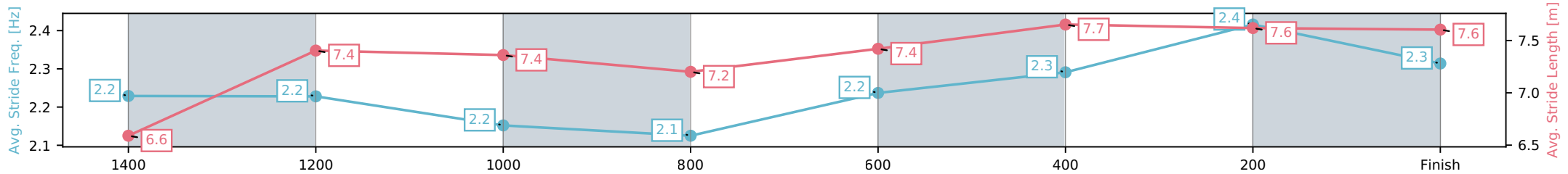
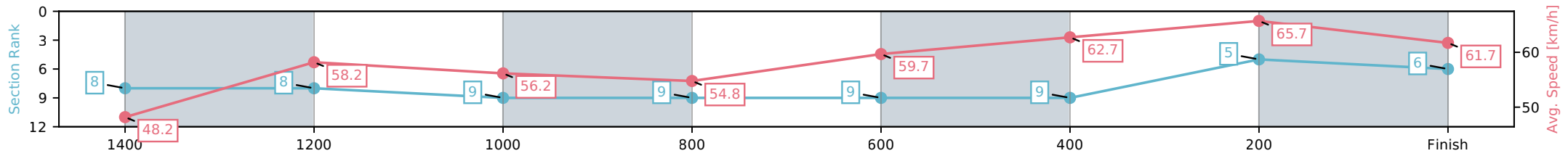
Race 4: HAPPY BIRTHDAY KENNY POP Class 4 Handicap - 1600m



19 April 2026 - 2:26PM

Track Rating: Good 4, Weather: Fine, Rail Position: True Entire Circuit

| Section                | L1600                | L1400                    | L1200                    | L1000                    | L800                     | L600                     | L400                     | L200                     |
|------------------------|----------------------|--------------------------|--------------------------|--------------------------|--------------------------|--------------------------|--------------------------|--------------------------|
| Section Times          | 1:39.96<br>(0:14.82) | 1:25.14 [8]<br>(0:12.48) | 1:12.66 [9]<br>(0:12.91) | 0:59.75 [9]<br>(0:13.24) | 0:46.51 [9]<br>(0:12.27) | 0:34.24 [9]<br>(0:11.62) | 0:22.62 [5]<br>(0:10.96) | 0:11.66 [6]<br>(0:11.66) |
| Average Speed [km/h]   | 48.2                 | 58.2                     | 56.2                     | 54.8                     | 59.7                     | 62.7                     | 65.7                     | 61.7                     |
| Top Speed [km/h]       | 61.4                 | 61.0                     | 56.8                     | 56.1                     | 61.4                     | 63.9                     | 66.5                     | 65.3                     |
| Avg. Dist. to Rail [m] | 12.9                 | 4.3                      | 4.1                      | 3.8                      | 2.7                      | 2.2                      | 9.3                      | 12.2                     |
| Avg. Stride Freq. [Hz] | 2.2                  | 2.2                      | 2.2                      | 2.1                      | 2.2                      | 2.3                      | 2.4                      | 2.3                      |
| Avg. Stride Length [m] | 6.6                  | 7.4                      | 7.4                      | 7.2                      | 7.4                      | 7.7                      | 7.6                      | 7.6                      |



[ ] Ranking at each section and finish  
 -:-:- No data available at this section  
 NA No data available

|                                |                        |
|--------------------------------|------------------------|
| Horse/Jockey Name              | La Cometa/Cejay Graham |
| Finish Rank                    | 7                      |
| Fastest Section Time (Section) | 0:11.21 (400-200)      |
| Top Speed [km/h] (Section)     | 64.9 (400-200)         |
| Race State                     | Finished               |



Sunshine Coast QLD

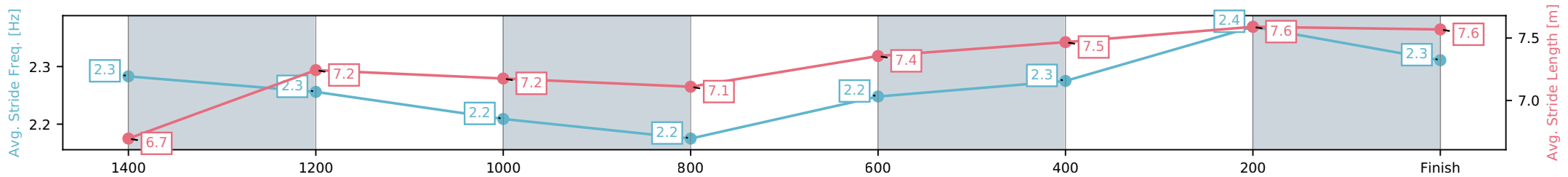
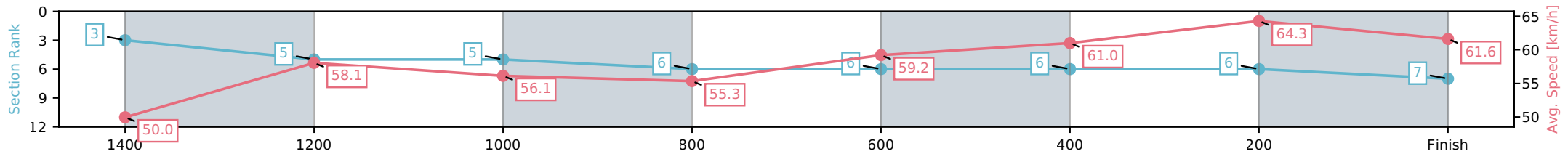
Race 4: HAPPY BIRTHDAY KENNY POP Class 4 Handicap - 1600m



19 April 2026 - 2:26PM

Track Rating: Good 4, Weather: Fine, Rail Position: True Entire Circuit

| Section                | L1600                | L1400                    | L1200                    | L1000                    | L800                     | L600                     | L400                     | L200                     |
|------------------------|----------------------|--------------------------|--------------------------|--------------------------|--------------------------|--------------------------|--------------------------|--------------------------|
| Section Times          | 1:39.99<br>(0:14.26) | 1:25.73 [5]<br>(0:12.49) | 1:13.23 [5]<br>(0:12.91) | 1:00.33 [6]<br>(0:13.12) | 0:47.21 [6]<br>(0:12.36) | 0:34.84 [6]<br>(0:11.95) | 0:22.89 [6]<br>(0:11.21) | 0:11.68 [7]<br>(0:11.68) |
| Average Speed [km/h]   | 50.0                 | 58.1                     | 56.1                     | 55.3                     | 59.2                     | 61.0                     | 64.3                     | 61.6                     |
| Top Speed [km/h]       | 59.8                 | 58.7                     | 57.5                     | 57.9                     | 60.8                     | 62.7                     | 64.9                     | 64.5                     |
| Avg. Dist. to Rail [m] | 8.5                  | 3.8                      | 4.0                      | 3.9                      | 2.8                      | 2.1                      | 7.3                      | 10.4                     |
| Avg. Stride Freq. [Hz] | 2.3                  | 2.3                      | 2.2                      | 2.2                      | 2.2                      | 2.3                      | 2.4                      | 2.3                      |
| Avg. Stride Length [m] | 6.7                  | 7.2                      | 7.2                      | 7.1                      | 7.4                      | 7.5                      | 7.6                      | 7.6                      |



- [ ] Ranking at each section and finish
- :-:- No data available at this section
- NA No data available

|                                |                            |
|--------------------------------|----------------------------|
| Horse/Jockey Name              | Linthorpe Luck/Olivia Webb |
| Finish Rank                    | 8                          |
| Fastest Section Time (Section) | 0:11.07 (400-200)          |
| Top Speed [km/h] (Section)     | 65.8 (400-200)             |
| Race State                     | Finished                   |



Sunshine Coast QLD

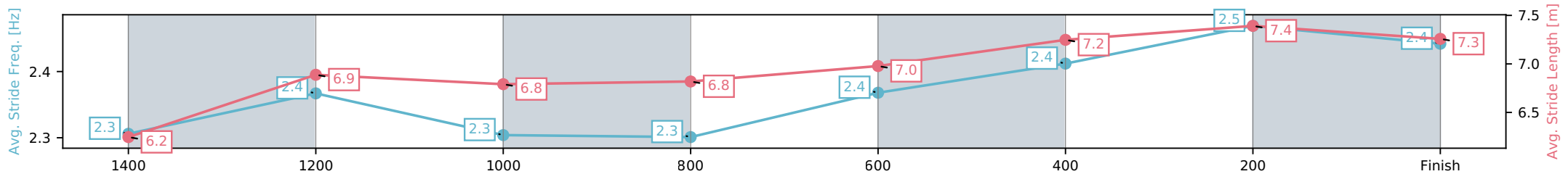
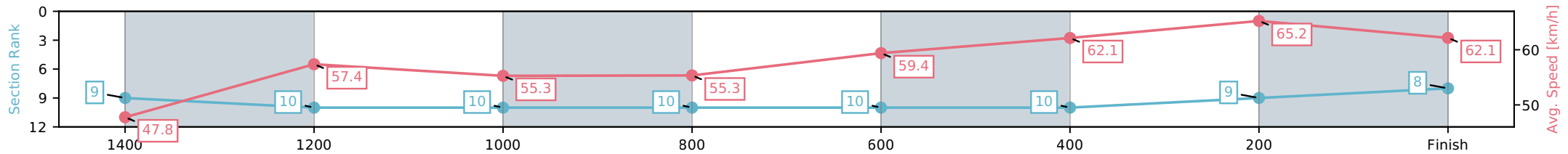
Race 4: HAPPY BIRTHDAY KENNY POP Class 4 Handicap - 1600m



19 April 2026 - 2:26PM

Track Rating: Good 4, Weather: Fine, Rail Position: True Entire Circuit

| Section                | L1600                | L1400                     | L1200                     | L1000                     | L800                      | L600                      | L400                     | L200                     |
|------------------------|----------------------|---------------------------|---------------------------|---------------------------|---------------------------|---------------------------|--------------------------|--------------------------|
| Section Times          | 1:40.39<br>(0:14.91) | 1:25.48 [10]<br>(0:12.66) | 1:12.82 [10]<br>(0:13.08) | 0:59.74 [10]<br>(0:13.09) | 0:46.65 [10]<br>(0:12.24) | 0:34.41 [10]<br>(0:11.77) | 0:22.64 [9]<br>(0:11.07) | 0:11.57 [8]<br>(0:11.57) |
| Average Speed [km/h]   | 47.8                 | 57.4                      | 55.3                      | 55.3                      | 59.4                      | 62.1                      | 65.2                     | 62.1                     |
| Top Speed [km/h]       | 59.5                 | 59.2                      | 55.9                      | 56.1                      | 62.4                      | 63.6                      | 65.8                     | 64.8                     |
| Avg. Dist. to Rail [m] | 7.4                  | 3.8                       | 3.7                       | 3.0                       | 1.9                       | 2.6                       | 7.8                      | 8.9                      |
| Avg. Stride Freq. [Hz] | 2.3                  | 2.4                       | 2.3                       | 2.3                       | 2.4                       | 2.4                       | 2.5                      | 2.4                      |
| Avg. Stride Length [m] | 6.2                  | 6.9                       | 6.8                       | 6.8                       | 7.0                       | 7.2                       | 7.4                      | 7.3                      |



- [ ] Ranking at each section and finish
- :-:- No data available at this section
- NA No data available

|                                |                                    |
|--------------------------------|------------------------------------|
| Horse/Jockey Name              | Big Ticket Boy/Georgina Cartwright |
| Finish Rank                    | 9                                  |
| Fastest Section Time (Section) | 0:11.50 (400-200)                  |
| Top Speed [km/h] (Section)     | 63.4 (400-200)                     |
| Race State                     | Finished                           |



Sunshine Coast QLD

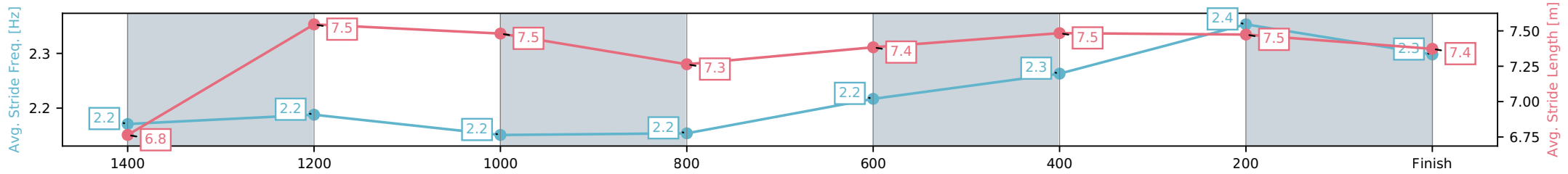
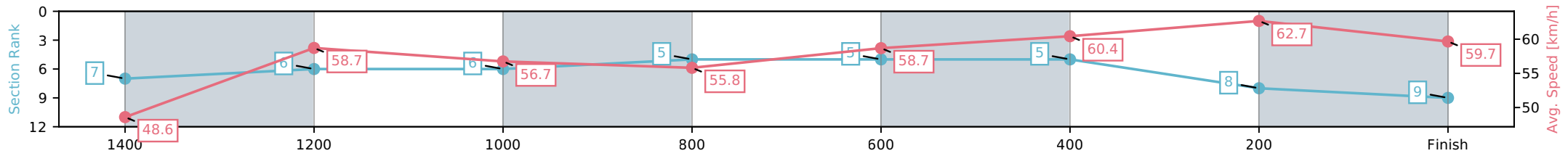
Race 4: HAPPY BIRTHDAY KENNY POP Class 4 Handicap - 1600m



19 April 2026 - 2:26PM

Track Rating: Good 4, Weather: Fine, Rail Position: True Entire Circuit

| Section                | L1600                | L1400                    | L1200                    | L1000                    | L800                     | L600                     | L400                     | L200                     |
|------------------------|----------------------|--------------------------|--------------------------|--------------------------|--------------------------|--------------------------|--------------------------|--------------------------|
| Section Times          | 1:40.65<br>(0:14.66) | 1:25.99 [6]<br>(0:12.34) | 1:13.65 [6]<br>(0:12.74) | 1:00.91 [5]<br>(0:12.98) | 0:47.93 [5]<br>(0:12.39) | 0:35.53 [5]<br>(0:11.97) | 0:23.56 [8]<br>(0:11.50) | 0:12.07 [9]<br>(0:12.07) |
| Average Speed [km/h]   | 48.6                 | 58.7                     | 56.7                     | 55.8                     | 58.7                     | 60.4                     | 62.7                     | 59.7                     |
| Top Speed [km/h]       | 59.3                 | 59.5                     | 58.3                     | 57.1                     | 60.2                     | 62.2                     | 63.4                     | 61.3                     |
| Avg. Dist. to Rail [m] | 6.2                  | 3.1                      | 3.2                      | 3.1                      | 1.7                      | 0.8                      | 2.9                      | 6.0                      |
| Avg. Stride Freq. [Hz] | 2.2                  | 2.2                      | 2.2                      | 2.2                      | 2.2                      | 2.3                      | 2.4                      | 2.3                      |
| Avg. Stride Length [m] | 6.8                  | 7.5                      | 7.5                      | 7.3                      | 7.4                      | 7.5                      | 7.5                      | 7.4                      |



[ ] Ranking at each section and finish  
 -:-:- No data available at this section  
 NA No data available

|                                |                           |
|--------------------------------|---------------------------|
| Horse/Jockey Name              | Nondisclosure/Cody Collis |
| Finish Rank                    | 10                        |
| Fastest Section Time (Section) | 0:12.32 (600-400)         |
| Top Speed [km/h] (Section)     | 62.7 (1600 - 1400)        |
| Race State                     | Finished                  |



Sunshine Coast QLD

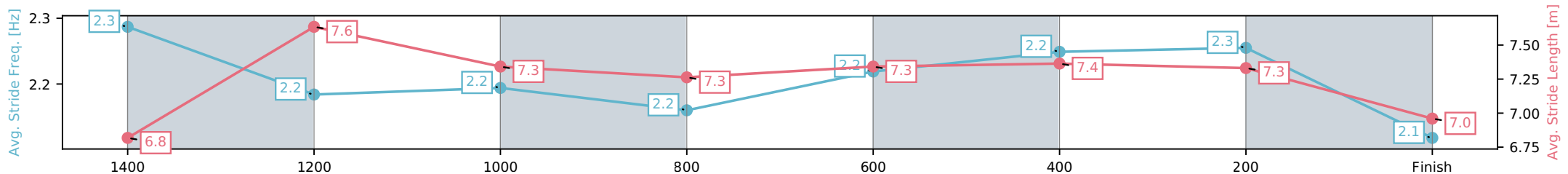
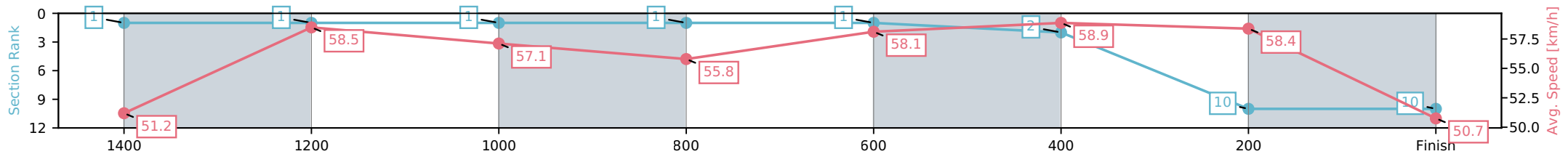
Race 4: HAPPY BIRTHDAY KENNY POP Class 4 Handicap - 1600m



19 April 2026 - 2:26PM

Track Rating: Good 4, Weather: Fine, Rail Position: True Entire Circuit

| Section                | L1600                | L1400                    | L1200                    | L1000                    | L800                     | L600                     | L400                      | L200                      |
|------------------------|----------------------|--------------------------|--------------------------|--------------------------|--------------------------|--------------------------|---------------------------|---------------------------|
| Section Times          | 1:43.31<br>(0:13.92) | 1:29.39 [1]<br>(0:12.38) | 1:17.01 [1]<br>(0:12.66) | 1:04.36 [1]<br>(0:12.98) | 0:51.38 [1]<br>(0:12.54) | 0:38.84 [2]<br>(0:12.32) | 0:26.52 [10]<br>(0:12.34) | 0:14.18 [10]<br>(0:14.18) |
| Average Speed [km/h]   | 51.2                 | 58.5                     | 57.1                     | 55.8                     | 58.1                     | 58.9                     | 58.4                      | 50.7                      |
| Top Speed [km/h]       | 62.7                 | 62.0                     | 57.6                     | 56.7                     | 58.8                     | 59.8                     | 59.9                      | 56.6                      |
| Avg. Dist. to Rail [m] | 10.0                 | 2.7                      | 2.7                      | 2.9                      | 2.1                      | 1.1                      | 3.2                       | 6.1                       |
| Avg. Stride Freq. [Hz] | 2.3                  | 2.2                      | 2.2                      | 2.2                      | 2.2                      | 2.2                      | 2.3                       | 2.1                       |
| Avg. Stride Length [m] | 6.8                  | 7.6                      | 7.3                      | 7.3                      | 7.3                      | 7.4                      | 7.3                       | 7.0                       |



[ ] Ranking at each section and finish  
 -:-:- No data available at this section  
 NA No data available



# Sunshine Coast QLD -

## Race 5: STAN VEIVERS MEMORIAL BENCHMARK 58 Handicap - 1800m

19 April 2026 - 3:12PM



Track Rating: Good 4, Weather: Fine, Rail Position: True Entire Circuit

Field Times (Race Tempo)      1:51.94 (0:13.73)    1:38.21 (0:12.13)    1:26.08 (0:11.95)    1:14.13 (0:12.07)    1:02.06 (0:12.42)    0:49.64 (0:12.72)    0:36.92 (0:12.44)    0:24.48 (0:12.03)

| Rank | TAB#   | Horse                | Overall Time  | First 400m | Top Speed km/h (Section) | L1800        | L1600        | L1400        | L1200        | L1000        | L800         | L600         | L400         |
|------|--------|----------------------|---------------|------------|--------------------------|--------------|--------------|--------------|--------------|--------------|--------------|--------------|--------------|
|      | (BAR#) | Jockey               | Margin (DT-W) | Last 600m  | Fastest Section (Time)   | Start - 1600 | 1600 - 1400  | 1400 - 1200  | 1200 - 1000  | 1000 - 800   | 800 - 600    | 600 - 400    | 400 - 200    |
| 1    | 8      | Forty Times          | 1:51.94       | 0:26.32    | 63.7 (400-200)           | 1:51.94      | 1:37.49 [6]  | 1:25.62 [6]  | 1:13.15 [6]  | 1:00.99 [6]  | 0:48.50 [6]  | 0:35.81 [6]  | 0:23.59 [7]  |
|      | (6)    | Karl Zechner         |               | 0:35.81    | 400-200 (0:11.42)        | (0:14.45)    | (0:11.87)    | (0:12.47)    | (0:12.15)    | (0:12.49)    | (0:12.69)    | (0:12.22)    | (0:11.42)    |
| 2    | 7      | Sly Corner           | 1:52.06       | 0:26.98    | 63.7 (400-200)           | 1:52.06      | 1:37.32 [11] | 1:25.08 [12] | 1:12.41 [12] | 1:00.30 [11] | 0:47.87 [11] | 0:35.43 [11] | 0:23.29 [12] |
|      | (10)   | Micheal Hellyer      | 0.7L (+3)     | 0:35.43    | 400-200 (0:11.44)        | (0:14.74)    | (0:12.24)    | (0:12.67)    | (0:12.11)    | (0:12.43)    | (0:12.45)    | (0:12.14)    | (0:11.44)    |
| 3    | 12     | Cheerful Cat         | 1:52.08       | 0:26.19    | 63.0 (400-200)           | 1:52.08      | 1:37.83 [4]  | 1:25.89 [5]  | 1:13.57 [5]  | 1:01.42 [5]  | 0:48.93 [5]  | 0:36.18 [5]  | 0:24.03 [5]  |
|      | (1)    | Daniel Moor          | 0.8L (-3)     | 0:36.18    | 400-200 (0:11.62)        | (0:14.25)    | (0:11.94)    | (0:12.32)    | (0:12.16)    | (0:12.49)    | (0:12.74)    | (0:12.15)    | (0:11.62)    |
| 4    | 4      | Arduous              | 1:52.11       | 0:25.86    | 65.5 (1800 - 1600)       | 1:52.11      | 1:38.38 [1]  | 1:26.25 [1]  | 1:14.30 [2]  | 1:02.23 [1]  | 0:49.81 [1]  | 0:37.09 [1]  | 0:24.65 [1]  |
|      | (7)    | Leah Martyn          | 1.0L (-6)     | 0:37.09    | 1400-1200 (0:11.96)      | (0:13.73)    | (0:12.13)    | (0:11.96)    | (0:12.06)    | (0:12.42)    | (0:12.72)    | (0:12.44)    | (0:12.03)    |
| 5    | 1      | Fifty Calibre        | 1:52.34       | 0:26.53    | 62.2 (1800 - 1600)       | 1:52.34      | 1:37.78 [7]  | 1:25.81 [7]  | 1:13.28 [8]  | 1:01.03 [8]  | 0:48.52 [8]  | 0:35.99 [9]  | 0:23.95 [8]  |
|      | (5)    | Jag Guthmann-Chester | 2.4L (-5)     | 0:35.99    | 400-200 (0:11.72)        | (0:14.56)    | (0:11.97)    | (0:12.53)    | (0:12.25)    | (0:12.51)    | (0:12.53)    | (0:12.04)    | (0:11.72)    |
| 6    | 6      | Inside Passage       | 1:52.42       | 0:25.96    | 63.7 (1600-1400)         | 1:52.42      | 1:38.21 [3]  | 1:26.45 [2]  | 1:14.24 [3]  | 1:02.07 [3]  | 0:49.53 [3]  | 0:36.78 [3]  | 0:24.46 [4]  |
|      | (4)    | Ben Thompson         | 2.8L (-2)     | 0:36.78    | 1600-1400 (0:11.75)      | (0:14.21)    | (0:11.75)    | (0:12.22)    | (0:12.17)    | (0:12.54)    | (0:12.75)    | (0:12.31)    | (0:11.85)    |
| 7    | 2      | Power Pack           | 1:52.62       | 0:26.04    | 64.1 (1600-1400)         | 1:52.62      | 1:38.19 [5]  | 1:26.58 [3]  | 1:14.81 [1]  | 1:02.68 [2]  | 0:50.16 [2]  | 0:37.25 [2]  | 0:24.84 [2]  |
|      | (9)    | Bella Youngberry     | 4.0L (-3)     | 0:37.24    | 1600-1400 (0:11.61)      | (0:14.43)    | (0:11.61)    | (0:11.76)    | (0:12.13)    | (0:12.52)    | (0:12.92)    | (0:12.40)    | (0:12.15)    |
| 8    | 15     | Papal Miss           | 1:53.18       | 0:26.86    | 62.2 (1800 - 1600)       | 1:53.18      | 1:38.22 [12] | 1:26.33 [11] | 1:14.03 [9]  | 1:01.80 [9]  | 0:49.33 [9]  | 0:36.86 [8]  | 0:24.70 [9]  |
|      | (12)   | Bailey Wheeler       | 7.3L (-8)     | 0:36.87    | 1600-1400 (0:11.90)      | (0:14.96)    | (0:11.90)    | (0:12.30)    | (0:12.23)    | (0:12.47)    | (0:12.47)    | (0:12.17)    | (0:12.07)    |
| 9    | 14     | Gold Merchant        | 1:53.20       | 0:26.69    | 63.0 (400-200)           | 1:53.20      | 1:38.55 [8]  | 1:26.51 [9]  | 1:13.75 [11] | 1:01.33 [12] | 0:48.84 [12] | 0:36.43 [12] | 0:24.51 [11] |
|      | (8)    | Girish Goomany       | 7.4L (-2)     | 0:36.43    | 400-200 (0:11.61)        | (0:14.65)    | (0:12.04)    | (0:12.76)    | (0:12.42)    | (0:12.50)    | (0:12.41)    | (0:11.92)    | (0:11.61)    |
| 10   | 5      | Better Draw          | 1:53.50       | 0:26.75    | 62.4 (1800 - 1600)       | 1:53.50      | 1:38.78 [10] | 1:26.76 [10] | 1:14.20 [10] | 1:01.91 [10] | 0:49.41 [10] | 0:36.96 [10] | 0:24.84 [10] |
|      | (11)   | Rob Thorburn         | 9.2L (-2)     | 0:36.97    | 400-200 (0:11.80)        | (0:14.72)    | (0:12.03)    | (0:12.56)    | (0:12.29)    | (0:12.50)    | (0:12.45)    | (0:12.12)    | (0:11.80)    |

Scratched: Righteous Legend (#3), Inquicktime (#9), Ormond Road (#10), Flop Shot (#11)

Report Created: Sun 19 April 2026

(Note: Races are conducted over an approximate distance as close as possible to the advertised distance, and recorded data may vary accordingly. Official times refer to race times only and do not include handicap times.)

[ ] Position in running at each section and finish    TAB# Saddle cloth number

-:-:- No data available at this section

NA No data available

DNT Did not track

BAR# Barrier/Gate Position

DNF Did not finish

DT-W Distance travelled compared to winner in metres

Fastest split

Fastest section





**Sunshine Coast QLD -**  
**Race 5: STAN VEIVERS MEMORIAL BENCHMARK 58 Handicap - 1800m**  
 19 April 2026 - 3:12PM



Track Rating: Good 4, Weather: Fine, Rail Position: True Entire Circuit

Field Times (Race Tempo)                      1:51.94 (0:13.73)    1:38.21 (0:12.13)    1:26.08 (0:11.95)    1:14.13 (0:12.07)    1:02.06 (0:12.42)    0:49.64 (0:12.72)    0:36.92 (0:12.44)    0:24.48 (0:12.03)

| Rank | TAB#   | Horse          | Overall Time  | First 400m | Top Speed km/h (Section) | L1800        | L1600       | L1400       | L1200       | L1000       | L800        | L600        | L400        |
|------|--------|----------------|---------------|------------|--------------------------|--------------|-------------|-------------|-------------|-------------|-------------|-------------|-------------|
|      | (BAR#) | Jockey         | Margin (DT-W) | Last 600m  | Fastest Section (Time)   | Start - 1600 | 1600 - 1400 | 1400 - 1200 | 1200 - 1000 | 1000 - 800  | 800 - 600   | 600 - 400   | 400 - 200   |
| 11   | 13     | Espoir Da Tap  | 1:53.55       | 0:26.08    | 63.2 (1800 - 1600)       | 1:53.55      | 1:39.46 [2] | 1:27.48 [4] | 1:15.14 [4] | 1:02.94 [4] | 0:50.43 [4] | 0:37.84 [4] | 0:25.73 [3] |
|      | (2)    | Jack Taplin    | 9.4L (-8)     | 0:37.84    | 1600-1400 (0:11.99)      | (0:14.09)    | (0:11.99)   | (0:12.33)   | (0:12.21)   | (0:12.51)   | (0:12.58)   | (0:12.11)   | (0:12.32)   |
| 12   | 16     | Crimson Spirit | 1:53.62       | 0:26.61    | 62.3 (1600-1400)         | 1:53.62      | 1:38.94 [9] | 1:27.02 [8] | 1:14.74 [7] | 1:02.39 [7] | 0:49.87 [7] | 0:37.36 [7] | 0:25.34 [6] |
|      | (3)    | Olivia Kendal  | 9.8L (-6)     | 0:37.36    | 1600-1400 (0:11.93)      | (0:14.68)    | (0:11.93)   | (0:12.28)   | (0:12.34)   | (0:12.52)   | (0:12.51)   | (0:12.02)   | (0:12.19)   |

Scratched: Righteous Legend (#3), Inquicktime (#9), Ormond Road (#10), Flop Shot (#11)



**Sunshine Coast QLD -**  
**Race 5: STAN VEIVERS MEMORIAL BENCHMARK 58 Handicap - 1800m**  
 19 April 2026 - 3:12PM



Track Rating: Good 4, Weather: Fine, Rail Position: True Entire Circuit

Field Times                      0:12.45  
 (Race Tempo)                    (0:12.45)

| Rank | TAB#   | Horse                | Overall Time  | First 400m | Top Speed km/h (Section) | L200         |  |  |  |  |  |  |  |  |  |
|------|--------|----------------------|---------------|------------|--------------------------|--------------|--|--|--|--|--|--|--|--|--|
|      | (BAR#) | Jockey               | Margin (DT-W) | Last 600m  | Fastest Section (Time)   | 200 - Finish |  |  |  |  |  |  |  |  |  |
| 1    | 8      | Forty Times          | 1:51.94       | 0:26.32    | 63.7 (400-200)           | 0:12.17 [3]  |  |  |  |  |  |  |  |  |  |
|      | (6)    | Karl Zechner         |               | 0:35.81    | 400-200 (0:11.42)        | (0:12.17)    |  |  |  |  |  |  |  |  |  |
| 2    | 7      | Sly Corner           | 1:52.06       | 0:26.98    | 63.7 (400-200)           | 0:11.85 [8]  |  |  |  |  |  |  |  |  |  |
|      | (10)   | Micheal Hellyer      | 0.7L (+3)     | 0:35.43    | 400-200 (0:11.44)        | (0:11.85)    |  |  |  |  |  |  |  |  |  |
| 3    | 12     | Cheerful Cat         | 1:52.08       | 0:26.19    | 63.0 (400-200)           | 0:12.41 [2]  |  |  |  |  |  |  |  |  |  |
|      | (1)    | Daniel Moor          | 0.8L (-3)     | 0:36.18    | 400-200 (0:11.62)        | (0:12.41)    |  |  |  |  |  |  |  |  |  |
| 4    | 4      | Arduous              | 1:52.11       | 0:25.86    | 65.5 (1800 - 1600)       | 0:12.62 [1]  |  |  |  |  |  |  |  |  |  |
|      | (7)    | Leah Martyn          | 1.0L (-6)     | 0:37.09    | 1400-1200 (0:11.96)      | (0:12.62)    |  |  |  |  |  |  |  |  |  |
| 5    | 1      | Fifty Calibre        | 1:52.34       | 0:26.53    | 62.2 (1800 - 1600)       | 0:12.23 [6]  |  |  |  |  |  |  |  |  |  |
|      | (5)    | Jag Guthmann-Chester | 2.4L (-5)     | 0:35.99    | 400-200 (0:11.72)        | (0:12.23)    |  |  |  |  |  |  |  |  |  |
| 6    | 6      | Inside Passage       | 1:52.42       | 0:25.96    | 63.7 (1600-1400)         | 0:12.62 [4]  |  |  |  |  |  |  |  |  |  |
|      | (4)    | Ben Thompson         | 2.8L (-2)     | 0:36.78    | 1600-1400 (0:11.75)      | (0:12.62)    |  |  |  |  |  |  |  |  |  |
| 7    | 2      | Power Pack           | 1:52.62       | 0:26.04    | 64.1 (1600-1400)         | 0:12.69 [5]  |  |  |  |  |  |  |  |  |  |
|      | (9)    | Bella Youngberry     | 4.0L (-3)     | 0:37.24    | 1600-1400 (0:11.61)      | (0:12.69)    |  |  |  |  |  |  |  |  |  |
| 8    | 15     | Papal Miss           | 1:53.18       | 0:26.86    | 62.2 (1800 - 1600)       | 0:12.63 [12] |  |  |  |  |  |  |  |  |  |
|      | (12)   | Bailey Wheeler       | 7.3L (-8)     | 0:36.87    | 1600-1400 (0:11.90)      | (0:12.63)    |  |  |  |  |  |  |  |  |  |
| 9    | 14     | Gold Merchant        | 1:53.20       | 0:26.69    | 63.0 (400-200)           | 0:12.90 [9]  |  |  |  |  |  |  |  |  |  |
|      | (8)    | Girish Goomany       | 7.4L (-2)     | 0:36.43    | 400-200 (0:11.61)        | (0:12.90)    |  |  |  |  |  |  |  |  |  |
| 10   | 5      | Better Draw          | 1:53.50       | 0:26.75    | 62.4 (1800 - 1600)       | 0:13.05 [10] |  |  |  |  |  |  |  |  |  |
|      | (11)   | Rob Thorburn         | 9.2L (-2)     | 0:36.97    | 400-200 (0:11.80)        | (0:13.05)    |  |  |  |  |  |  |  |  |  |

Scratched: Righteous Legend (#3), Inquicktime (#9), Ormond Road (#10), Flop Shot (#11)

Report Created: Sun 19 April 2026

(Note: Races are conducted over an approximate distance as close as possible to the advertised distance, and recorded data may vary accordingly. Official times refer to race times only and do not include handicap times.)

[ ] Position in running at each section and finish    TAB# Saddle cloth number  
 -:-- No data available at this section                BAR# Barrier/Gate Position  
 NA No data available                                    DNF Did not finish  
 DNT Did not track                                        DT-W Distance travelled compared to winner in metres

Fastest split  
 Fastest section





**Sunshine Coast QLD -**  
**Race 5: STAN VEIVERS MEMORIAL BENCHMARK 58 Handicap - 1800m**  
 19 April 2026 - 3:12PM



Track Rating: Good 4, Weather: Fine, Rail Position: True Entire Circuit

Field Times                      0:12.45  
 (Race Tempo)                    (0:12.45)

| Rank | TAB#   | Horse          | Overall Time  | First 400m | Top Speed km/h (Section) | L200         |  |  |  |  |  |  |  |
|------|--------|----------------|---------------|------------|--------------------------|--------------|--|--|--|--|--|--|--|
|      | (BAR#) | Jockey         | Margin (DT-W) | Last 600m  | Fastest Section (Time)   | 200 - Finish |  |  |  |  |  |  |  |
| 11   | 13     | Espoir Da Tap  | 1:53.55       | 0:26.08    | 63.2 (1800 - 1600)       | 0:13.41 [7]  |  |  |  |  |  |  |  |
|      | (2)    | Jack Taplin    | 9.4L (-8)     | 0:37.84    | 1600-1400 (0:11.99)      | (0:13.41)    |  |  |  |  |  |  |  |
| 12   | 16     | Crimson Spirit | 1:53.62       | 0:26.61    | 62.3 (1600-1400)         | 0:13.15 [11] |  |  |  |  |  |  |  |
|      | (3)    | Olivia Kendal  | 9.8L (-6)     | 0:37.36    | 1600-1400 (0:11.93)      | (0:13.15)    |  |  |  |  |  |  |  |

Scratched: Righteous Legend (#3), Inquicktime (#9), Ormond Road (#10), Flop Shot (#11)

Report Created: Sun 19 April 2026

(Note: Races are conducted over an approximate distance as close as possible to the advertised distance, and recorded data may vary accordingly. Official times refer to race times only and do not include handicap times.)

[ ] Position in running at each section and finish    TAB#    Saddle cloth number

Fastest split

-:--:-- No data available at this section

BAR#    Barrier/Gate Position

Fastest section

NA    No data available

DNF    Did not finish

DNT    Did not track

DT-W    Distance travelled compared to winner in metres

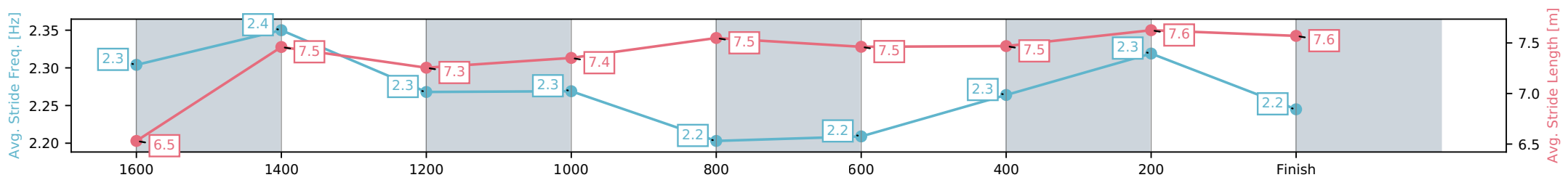
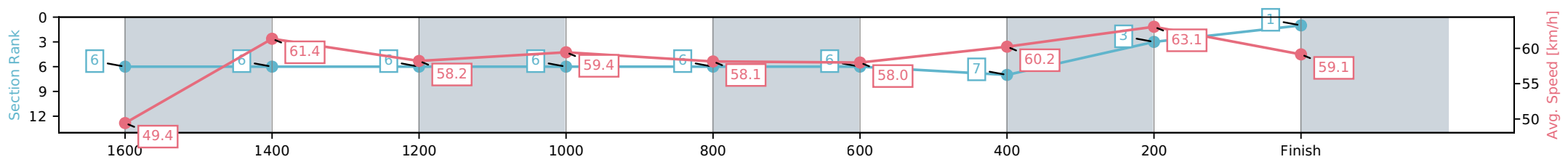
|                                |                          |
|--------------------------------|--------------------------|
| Horse/Jockey Name              | Forty Times/Karl Zechner |
| Finish Rank                    | 1                        |
| Fastest Section Time (Section) | 0:11.42 (400-200)        |
| Top Speed [km/h] (Section)     | 63.7 (400-200)           |
| Race State                     | Finished                 |



Sunshine Coast QLD  
 Race 5: STAN VEIVERS MEMORIAL BENCHMARK 58  
 Handicap - 1800m  
 19 April 2026 - 3:12PM  
 Track Rating: Good 4, Weather: Fine, Rail Position: True Entire Circuit



| Section                | L1800                | L1600                    | L1400                    | L1200                    | L1000                    | L800                     | L600                     | L400                     | L200                     |
|------------------------|----------------------|--------------------------|--------------------------|--------------------------|--------------------------|--------------------------|--------------------------|--------------------------|--------------------------|
| Section Times          | 1:51.94<br>(0:14.45) | 1:37.49 [6]<br>(0:11.87) | 1:25.62 [6]<br>(0:12.47) | 1:13.15 [6]<br>(0:12.15) | 1:00.99 [6]<br>(0:12.49) | 0:48.50 [6]<br>(0:12.69) | 0:35.81 [7]<br>(0:12.22) | 0:23.59 [3]<br>(0:11.42) | 0:12.17 [1]<br>(0:12.17) |
| Average Speed [km/h]   | 49.4                 | 61.4                     | 58.2                     | 59.4                     | 58.1                     | 58.0                     | 60.2                     | 63.1                     | 59.1                     |
| Top Speed [km/h]       | 62.9                 | 62.9                     | 59.7                     | 60.3                     | 59.3                     | 59.2                     | 61.9                     | 63.7                     | 62.6                     |
| Avg. Dist. to Rail [m] | 8.7                  | 3.4                      | 3.6                      | 3.9                      | 4.1                      | 3.3                      | 3.9                      | 8.5                      | 9.2                      |
| Avg. Stride Freq. [Hz] | 2.3                  | 2.4                      | 2.3                      | 2.3                      | 2.2                      | 2.2                      | 2.3                      | 2.3                      | 2.2                      |
| Avg. Stride Length [m] | 6.5                  | 7.5                      | 7.3                      | 7.4                      | 7.5                      | 7.5                      | 7.5                      | 7.6                      | 7.6                      |



[ ] Ranking at each section and finish  
 -:-:- No data available at this section  
 NA No data available

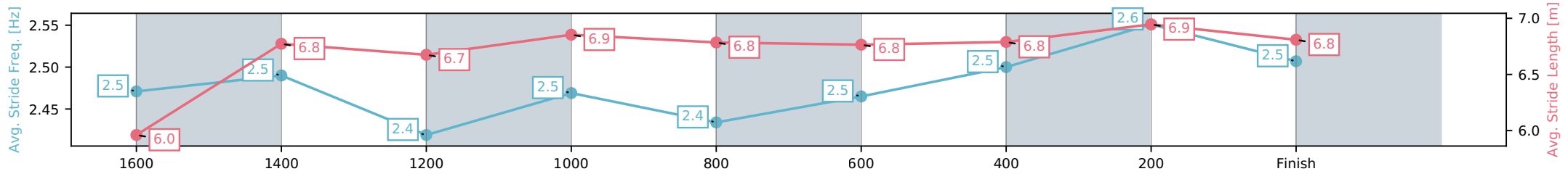
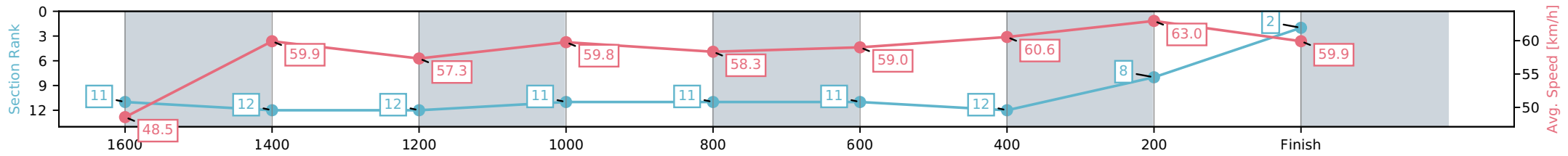
|                                |                            |
|--------------------------------|----------------------------|
| Horse/Jockey Name              | Sly Corner/Micheal Hellyer |
| Finish Rank                    | 2                          |
| Fastest Section Time (Section) | 0:11.44 (400-200)          |
| Top Speed [km/h] (Section)     | 63.7 (400-200)             |
| Race State                     | Finished                   |



Sunshine Coast QLD  
 Race 5: STAN VEIVERS MEMORIAL BENCHMARK 58  
 Handicap - 1800m  
 19 April 2026 - 3:12PM  
 Track Rating: Good 4, Weather: Fine, Rail Position: True Entire Circuit



| Section                | L1800                | L1600                     | L1400                     | L1200                     | L1000                     | L800                      | L600                      | L400                     | L200                     |
|------------------------|----------------------|---------------------------|---------------------------|---------------------------|---------------------------|---------------------------|---------------------------|--------------------------|--------------------------|
| Section Times          | 1:52.06<br>(0:14.74) | 1:37.32 [12]<br>(0:12.24) | 1:25.08 [12]<br>(0:12.67) | 1:12.41 [11]<br>(0:12.11) | 1:00.30 [11]<br>(0:12.43) | 0:47.87 [11]<br>(0:12.45) | 0:35.43 [12]<br>(0:12.14) | 0:23.29 [8]<br>(0:11.44) | 0:11.85 [2]<br>(0:11.85) |
| Average Speed [km/h]   | 48.5                 | 59.9                      | 57.3                      | 59.8                      | 58.3                      | 59.0                      | 60.6                      | 63.0                     | 59.9                     |
| Top Speed [km/h]       | 60.4                 | 60.8                      | 58.7                      | 60.7                      | 59.4                      | 60.1                      | 61.3                      | 63.7                     | 62.7                     |
| Avg. Dist. to Rail [m] | 10.8                 | 4.6                       | 3.8                       | 3.1                       | 3.2                       | 3.5                       | 3.3                       | 5.4                      | 5.4                      |
| Avg. Stride Freq. [Hz] | 2.5                  | 2.5                       | 2.4                       | 2.5                       | 2.4                       | 2.5                       | 2.5                       | 2.6                      | 2.5                      |
| Avg. Stride Length [m] | 6.0                  | 6.8                       | 6.7                       | 6.9                       | 6.8                       | 6.8                       | 6.8                       | 6.9                      | 6.8                      |



[ ] Ranking at each section and finish  
 -:-:- No data available at this section  
 NA No data available

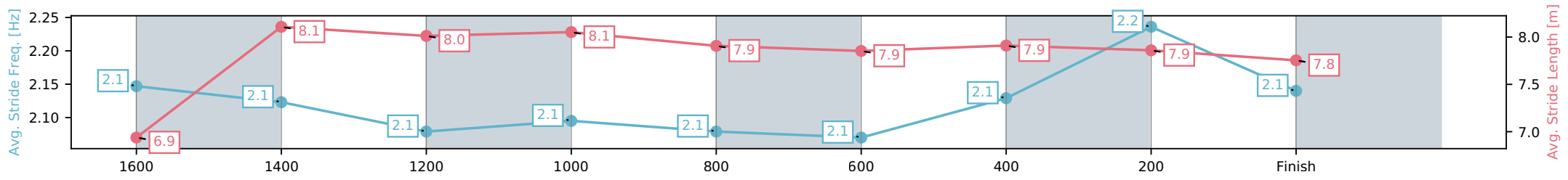
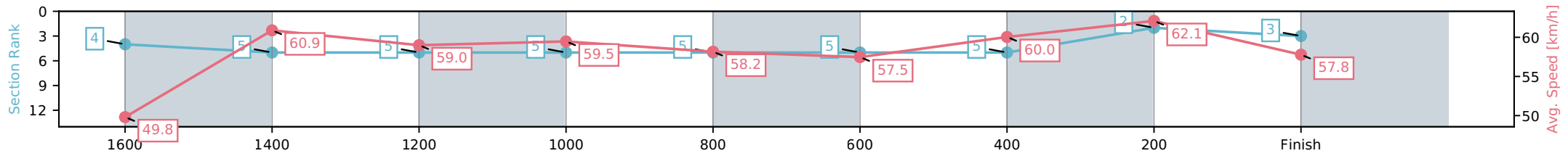
|                                |                          |
|--------------------------------|--------------------------|
| Horse/Jockey Name              | Cheerful Cat/Daniel Moor |
| Finish Rank                    | 3                        |
| Fastest Section Time (Section) | 0:11.62 (400-200)        |
| Top Speed [km/h] (Section)     | 63.0 (400-200)           |
| Race State                     | Finished                 |



Sunshine Coast QLD  
 Race 5: STAN VEIVERS MEMORIAL BENCHMARK 58  
 Handicap - 1800m  
 19 April 2026 - 3:12PM  
 Track Rating: Good 4, Weather: Fine, Rail Position: True Entire Circuit



| Section                | L1800                | L1600                    | L1400                    | L1200                    | L1000                    | L800                     | L600                     | L400                     | L200                     |
|------------------------|----------------------|--------------------------|--------------------------|--------------------------|--------------------------|--------------------------|--------------------------|--------------------------|--------------------------|
| Section Times          | 1:52.08<br>(0:14.25) | 1:37.83 [5]<br>(0:11.94) | 1:25.89 [5]<br>(0:12.32) | 1:13.57 [5]<br>(0:12.16) | 1:01.42 [5]<br>(0:12.49) | 0:48.93 [5]<br>(0:12.74) | 0:36.18 [5]<br>(0:12.15) | 0:24.03 [2]<br>(0:11.62) | 0:12.41 [3]<br>(0:12.41) |
| Average Speed [km/h]   | 49.8                 | 60.9                     | 59.0                     | 59.5                     | 58.2                     | 57.5                     | 60.0                     | 62.1                     | 57.8                     |
| Top Speed [km/h]       | 62.1                 | 61.9                     | 59.4                     | 60.2                     | 58.6                     | 58.3                     | 62.1                     | 63.0                     | 60.8                     |
| Avg. Dist. to Rail [m] | 4.3                  | 2.7                      | 4.0                      | 4.1                      | 4.1                      | 2.8                      | 2.4                      | 5.7                      | 6.6                      |
| Avg. Stride Freq. [Hz] | 2.1                  | 2.1                      | 2.1                      | 2.1                      | 2.1                      | 2.1                      | 2.1                      | 2.2                      | 2.1                      |
| Avg. Stride Length [m] | 6.9                  | 8.1                      | 8.0                      | 8.1                      | 8.1                      | 7.9                      | 7.9                      | 7.9                      | 7.8                      |



[ ] Ranking at each section and finish  
 -:-:- No data available at this section  
 NA No data available

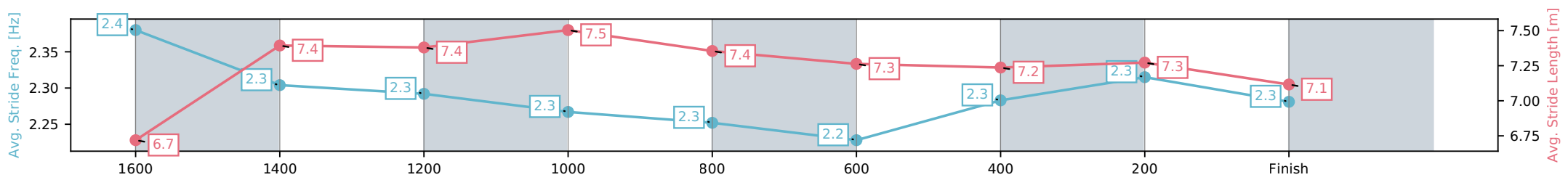
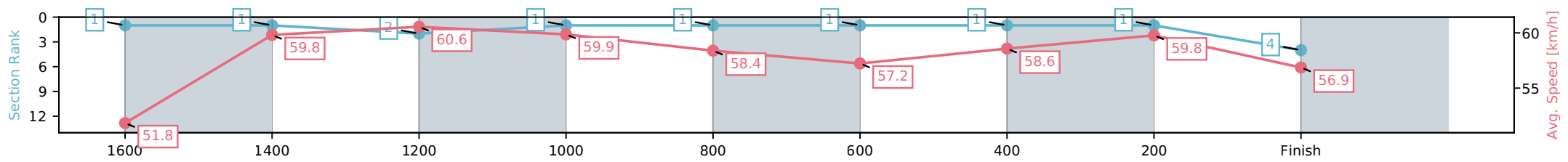
|                                |                     |
|--------------------------------|---------------------|
| Horse/Jockey Name              | Arduous/Leah Martyn |
| Finish Rank                    | 4                   |
| Fastest Section Time (Section) | 0:11.96 (1400-1200) |
| Top Speed [km/h] (Section)     | 65.5 (1800 - 1600)  |
| Race State                     | Finished            |



Sunshine Coast QLD  
 Race 5: STAN VEIVERS MEMORIAL BENCHMARK 58  
 Handicap - 1800m  
 19 April 2026 - 3:12PM  
 Track Rating: Good 4, Weather: Fine, Rail Position: True Entire Circuit



| Section                | L1800                | L1600                    | L1400                    | L1200                    | L1000                    | L800                     | L600                     | L400                     | L200                     |
|------------------------|----------------------|--------------------------|--------------------------|--------------------------|--------------------------|--------------------------|--------------------------|--------------------------|--------------------------|
| Section Times          | 1:52.11<br>(0:13.73) | 1:38.38 [1]<br>(0:12.13) | 1:26.25 [2]<br>(0:11.96) | 1:14.30 [1]<br>(0:12.06) | 1:02.23 [1]<br>(0:12.42) | 0:49.81 [1]<br>(0:12.72) | 0:37.09 [1]<br>(0:12.44) | 0:24.65 [1]<br>(0:12.03) | 0:12.62 [4]<br>(0:12.62) |
| Average Speed [km/h]   | 51.8                 | 59.8                     | 60.6                     | 59.9                     | 58.4                     | 57.2                     | 58.6                     | 59.8                     | 56.9                     |
| Top Speed [km/h]       | 65.5                 | 63.2                     | 61.6                     | 61.3                     | 59.1                     | 58.4                     | 59.6                     | 60.2                     | 58.9                     |
| Avg. Dist. to Rail [m] | 7.6                  | 2.3                      | 2.7                      | 3.0                      | 2.9                      | 2.2                      | 1.8                      | 4.2                      | 5.1                      |
| Avg. Stride Freq. [Hz] | 2.4                  | 2.3                      | 2.3                      | 2.3                      | 2.3                      | 2.2                      | 2.3                      | 2.3                      | 2.3                      |
| Avg. Stride Length [m] | 6.7                  | 7.4                      | 7.4                      | 7.5                      | 7.4                      | 7.4                      | 7.3                      | 7.2                      | 7.1                      |



[ ] Ranking at each section and finish  
 -:-:- No data available at this section  
 NA No data available

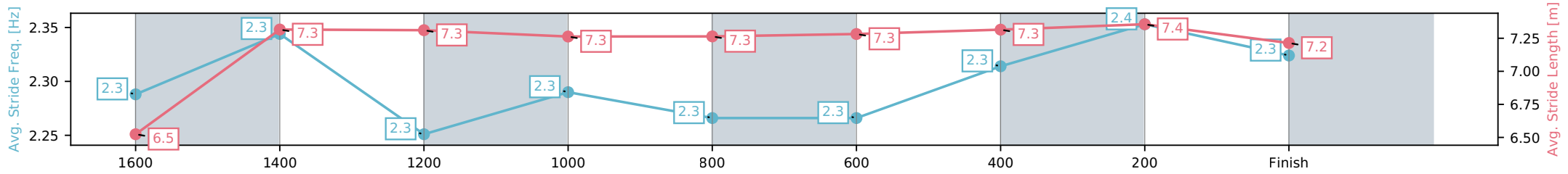
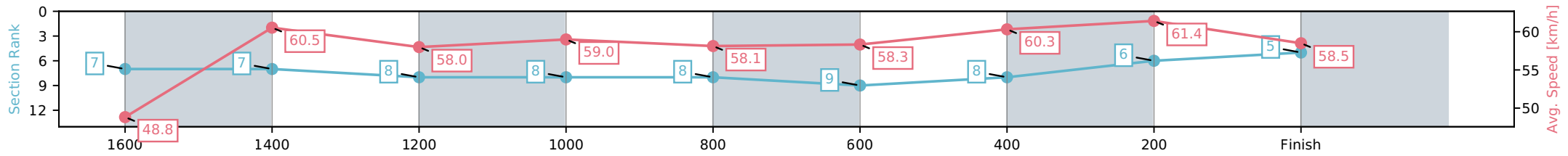
|                                |                                    |
|--------------------------------|------------------------------------|
| Horse/Jockey Name              | Fifty Calibre/Jag Guthmann-Chester |
| Finish Rank                    | 5                                  |
| Fastest Section Time (Section) | 0:11.72 (400-200)                  |
| Top Speed [km/h] (Section)     | 62.2 (1800 - 1600)                 |
| Race State                     | Finished                           |



Sunshine Coast QLD  
 Race 5: STAN VEIVERS MEMORIAL BENCHMARK 58  
 Handicap - 1800m  
 19 April 2026 - 3:12PM  
 Track Rating: Good 4, Weather: Fine, Rail Position: True Entire Circuit



| Section                | L1800                | L1600                    | L1400                    | L1200                    | L1000                    | L800                     | L600                     | L400                     | L200                     |
|------------------------|----------------------|--------------------------|--------------------------|--------------------------|--------------------------|--------------------------|--------------------------|--------------------------|--------------------------|
| Section Times          | 1:52.34<br>(0:14.56) | 1:37.78 [7]<br>(0:11.97) | 1:25.81 [8]<br>(0:12.53) | 1:13.28 [8]<br>(0:12.25) | 1:01.03 [8]<br>(0:12.51) | 0:48.52 [9]<br>(0:12.53) | 0:35.99 [8]<br>(0:12.04) | 0:23.95 [6]<br>(0:11.72) | 0:12.23 [5]<br>(0:12.23) |
| Average Speed [km/h]   | 48.8                 | 60.5                     | 58.0                     | 59.0                     | 58.1                     | 58.3                     | 60.3                     | 61.4                     | 58.5                     |
| Top Speed [km/h]       | 62.2                 | 61.6                     | 58.7                     | 59.5                     | 59.4                     | 59.1                     | 61.4                     | 62.2                     | 61.7                     |
| Avg. Dist. to Rail [m] | 6.4                  | 2.2                      | 3.6                      | 3.8                      | 3.7                      | 2.7                      | 1.5                      | 3.4                      | 4.1                      |
| Avg. Stride Freq. [Hz] | 2.3                  | 2.3                      | 2.3                      | 2.3                      | 2.3                      | 2.3                      | 2.3                      | 2.4                      | 2.3                      |
| Avg. Stride Length [m] | 6.5                  | 7.3                      | 7.3                      | 7.3                      | 7.3                      | 7.3                      | 7.3                      | 7.4                      | 7.2                      |



[ ] Ranking at each section and finish  
 -:-:- No data available at this section  
 NA No data available

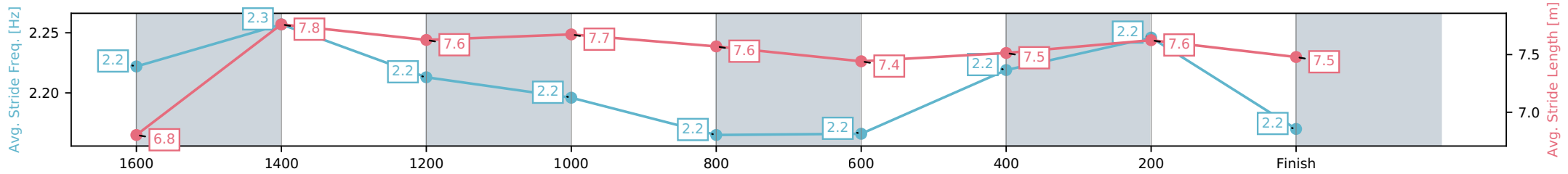
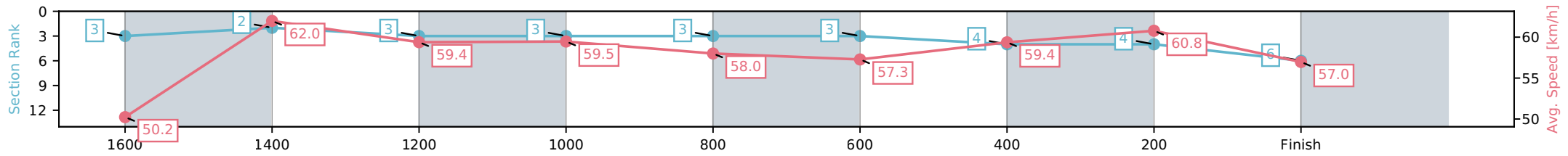
|                                |                             |
|--------------------------------|-----------------------------|
| Horse/Jockey Name              | Inside Passage/Ben Thompson |
| Finish Rank                    | 6                           |
| Fastest Section Time (Section) | 0:11.75 (1600-1400)         |
| Top Speed [km/h] (Section)     | 63.7 (1600-1400)            |
| Race State                     | Finished                    |



Sunshine Coast QLD  
 Race 5: STAN VEIVERS MEMORIAL BENCHMARK 58  
 Handicap - 1800m  
 19 April 2026 - 3:12PM  
 Track Rating: Good 4, Weather: Fine, Rail Position: True Entire Circuit



| Section                | L1800                | L1600                    | L1400                    | L1200                    | L1000                    | L800                     | L600                     | L400                     | L200                     |
|------------------------|----------------------|--------------------------|--------------------------|--------------------------|--------------------------|--------------------------|--------------------------|--------------------------|--------------------------|
| Section Times          | 1:52.42<br>(0:14.21) | 1:38.21 [2]<br>(0:11.75) | 1:26.45 [3]<br>(0:12.22) | 1:14.24 [3]<br>(0:12.17) | 1:02.07 [3]<br>(0:12.54) | 0:49.53 [3]<br>(0:12.75) | 0:36.78 [4]<br>(0:12.31) | 0:24.46 [4]<br>(0:11.85) | 0:12.62 [6]<br>(0:12.62) |
| Average Speed [km/h]   | 50.2                 | 62.0                     | 59.4                     | 59.5                     | 58.0                     | 57.3                     | 59.4                     | 60.8                     | 57.0                     |
| Top Speed [km/h]       | 63.0                 | 63.7                     | 60.7                     | 60.7                     | 58.5                     | 57.9                     | 60.3                     | 61.5                     | 59.2                     |
| Avg. Dist. to Rail [m] | 7.3                  | 3.4                      | 3.8                      | 4.4                      | 4.1                      | 2.7                      | 2.3                      | 5.0                      | 7.1                      |
| Avg. Stride Freq. [Hz] | 2.2                  | 2.3                      | 2.2                      | 2.2                      | 2.2                      | 2.2                      | 2.2                      | 2.2                      | 2.2                      |
| Avg. Stride Length [m] | 6.8                  | 7.8                      | 7.6                      | 7.7                      | 7.6                      | 7.4                      | 7.5                      | 7.6                      | 7.5                      |



[ ] Ranking at each section and finish  
 -:-:- No data available at this section  
 NA No data available

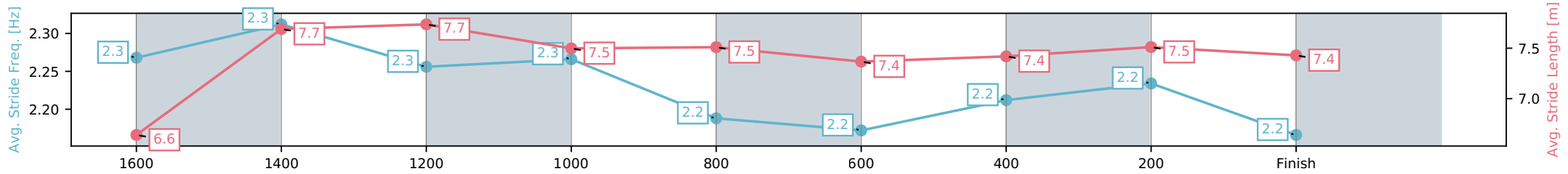
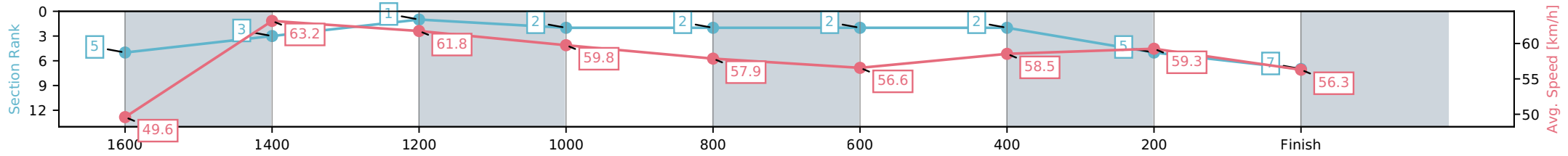
|                                |                             |
|--------------------------------|-----------------------------|
| Horse/Jockey Name              | Power Pack/Bella Youngberry |
| Finish Rank                    | 7                           |
| Fastest Section Time (Section) | 0:11.61 (1600-1400)         |
| Top Speed [km/h] (Section)     | 64.1 (1600-1400)            |
| Race State                     | Finished                    |



Sunshine Coast QLD  
 Race 5: STAN VEIVERS MEMORIAL BENCHMARK 58  
 Handicap - 1800m  
 19 April 2026 - 3:12PM  
 Track Rating: Good 4, Weather: Fine, Rail Position: True Entire Circuit



| Section                | L1800                | L1600                    | L1400                    | L1200                    | L1000                    | L800                     | L600                     | L400                     | L200                     |
|------------------------|----------------------|--------------------------|--------------------------|--------------------------|--------------------------|--------------------------|--------------------------|--------------------------|--------------------------|
| Section Times          | 1:52.62<br>(0:14.43) | 1:38.19 [3]<br>(0:11.61) | 1:26.58 [1]<br>(0:11.76) | 1:14.81 [2]<br>(0:12.13) | 1:02.68 [2]<br>(0:12.52) | 0:50.16 [2]<br>(0:12.92) | 0:37.25 [2]<br>(0:12.40) | 0:24.84 [5]<br>(0:12.15) | 0:12.69 [7]<br>(0:12.69) |
| Average Speed [km/h]   | 49.6                 | 63.2                     | 61.8                     | 59.8                     | 57.9                     | 56.6                     | 58.5                     | 59.3                     | 56.3                     |
| Top Speed [km/h]       | 63.2                 | 64.1                     | 63.9                     | 61.0                     | 58.8                     | 57.3                     | 60.0                     | 59.8                     | 58.1                     |
| Avg. Dist. to Rail [m] | 10.3                 | 4.9                      | 4.8                      | 4.2                      | 3.9                      | 2.4                      | 1.3                      | 2.5                      | 2.3                      |
| Avg. Stride Freq. [Hz] | 2.3                  | 2.3                      | 2.3                      | 2.3                      | 2.2                      | 2.2                      | 2.2                      | 2.2                      | 2.2                      |
| Avg. Stride Length [m] | 6.6                  | 7.7                      | 7.7                      | 7.5                      | 7.5                      | 7.4                      | 7.4                      | 7.5                      | 7.4                      |



[ ] Ranking at each section and finish  
 -:-:- No data available at this section  
 NA No data available

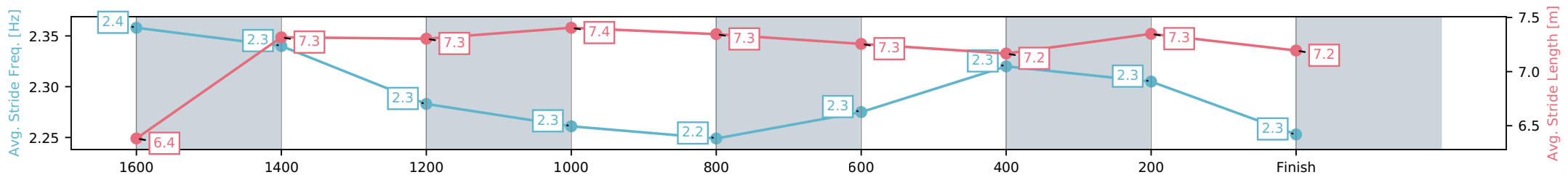
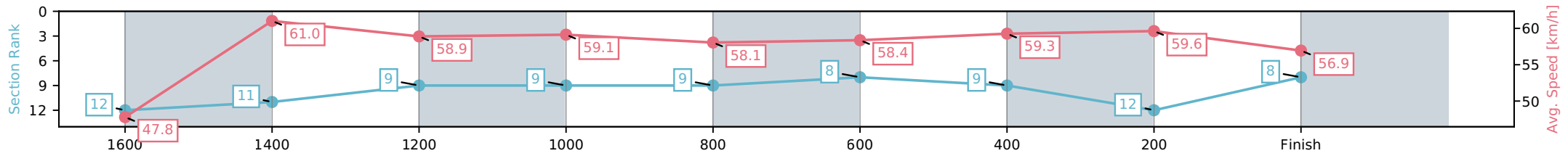
|                                |                           |
|--------------------------------|---------------------------|
| Horse/Jockey Name              | Papal Miss/Bailey Wheeler |
| Finish Rank                    | 8                         |
| Fastest Section Time (Section) | 0:11.90 (1600-1400)       |
| Top Speed [km/h] (Section)     | 62.2 (1800 - 1600)        |
| Race State                     | Finished                  |



Sunshine Coast QLD  
 Race 5: STAN VEIVERS MEMORIAL BENCHMARK 58  
 Handicap - 1800m  
 19 April 2026 - 3:12PM  
 Track Rating: Good 4, Weather: Fine, Rail Position: True Entire Circuit



| Section                | L1800                | L1600                     | L1400                    | L1200                    | L1000                    | L800                     | L600                     | L400                      | L200                     |
|------------------------|----------------------|---------------------------|--------------------------|--------------------------|--------------------------|--------------------------|--------------------------|---------------------------|--------------------------|
| Section Times          | 1:53.18<br>(0:14.96) | 1:38.22 [11]<br>(0:11.90) | 1:26.33 [9]<br>(0:12.30) | 1:14.03 [9]<br>(0:12.23) | 1:01.80 [9]<br>(0:12.47) | 0:49.33 [8]<br>(0:12.47) | 0:36.86 [9]<br>(0:12.17) | 0:24.70 [12]<br>(0:12.07) | 0:12.63 [8]<br>(0:12.63) |
| Average Speed [km/h]   | 47.8                 | 61.0                      | 58.9                     | 59.1                     | 58.1                     | 58.4                     | 59.3                     | 59.6                      | 56.9                     |
| Top Speed [km/h]       | 62.2                 | 61.9                      | 61.5                     | 59.6                     | 59.5                     | 59.3                     | 60.1                     | 60.7                      | 57.9                     |
| Avg. Dist. to Rail [m] | 9.1                  | 2.3                       | 2.8                      | 2.9                      | 2.9                      | 1.7                      | 0.4                      | 2.1                       | 3.5                      |
| Avg. Stride Freq. [Hz] | 2.4                  | 2.3                       | 2.3                      | 2.3                      | 2.2                      | 2.3                      | 2.3                      | 2.3                       | 2.3                      |
| Avg. Stride Length [m] | 6.4                  | 7.3                       | 7.3                      | 7.4                      | 7.3                      | 7.3                      | 7.2                      | 7.3                       | 7.2                      |



[ ] Ranking at each section and finish  
 -.-.- No data available at this section  
 NA No data available

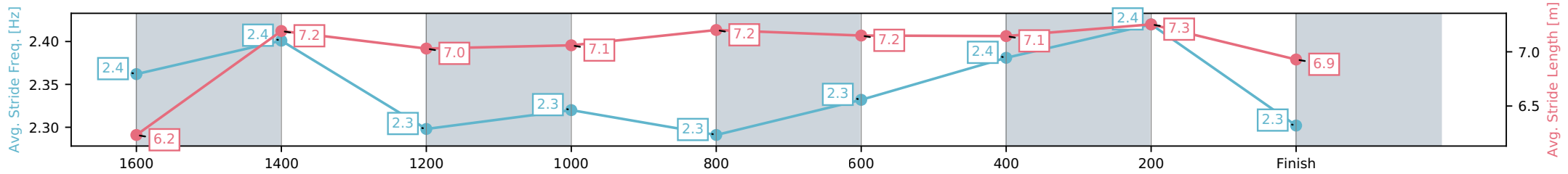
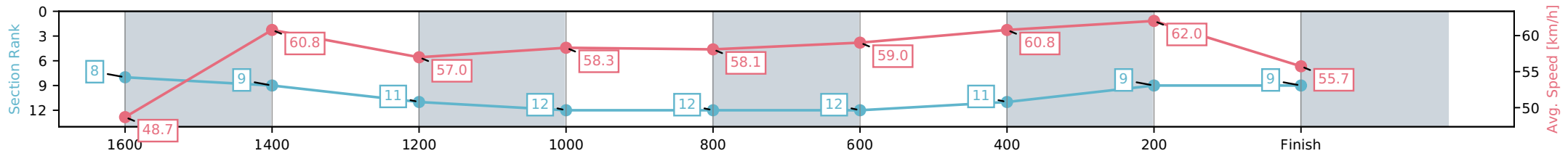
|                                |                              |
|--------------------------------|------------------------------|
| Horse/Jockey Name              | Gold Merchant/Girish Goomany |
| Finish Rank                    | 9                            |
| Fastest Section Time (Section) | 0:11.61 (400-200)            |
| Top Speed [km/h] (Section)     | 63.0 (400-200)               |
| Race State                     | Finished                     |



Sunshine Coast QLD  
 Race 5: STAN VEIVERS MEMORIAL BENCHMARK 58  
 Handicap - 1800m  
 19 April 2026 - 3:12PM  
 Track Rating: Good 4, Weather: Fine, Rail Position: True Entire Circuit



| Section                | L1800                | L1600                    | L1400                     | L1200                     | L1000                     | L800                      | L600                      | L400                     | L200                     |
|------------------------|----------------------|--------------------------|---------------------------|---------------------------|---------------------------|---------------------------|---------------------------|--------------------------|--------------------------|
| Section Times          | 1:53.20<br>(0:14.65) | 1:38.55 [9]<br>(0:12.04) | 1:26.51 [11]<br>(0:12.76) | 1:13.75 [12]<br>(0:12.42) | 1:01.33 [12]<br>(0:12.50) | 0:48.84 [12]<br>(0:12.41) | 0:36.43 [11]<br>(0:11.92) | 0:24.51 [9]<br>(0:11.61) | 0:12.90 [9]<br>(0:12.90) |
| Average Speed [km/h]   | 48.7                 | 60.8                     | 57.0                      | 58.3                      | 58.1                      | 59.0                      | 60.8                      | 62.0                     | 55.7                     |
| Top Speed [km/h]       | 62.2                 | 62.7                     | 58.8                      | 59.6                      | 59.0                      | 60.4                      | 62.5                      | 63.0                     | 59.2                     |
| Avg. Dist. to Rail [m] | 8.9                  | 4.2                      | 4.6                       | 4.1                       | 3.8                       | 2.7                       | 1.0                       | 2.6                      | 1.5                      |
| Avg. Stride Freq. [Hz] | 2.4                  | 2.4                      | 2.3                       | 2.3                       | 2.3                       | 2.3                       | 2.4                       | 2.4                      | 2.3                      |
| Avg. Stride Length [m] | 6.2                  | 7.2                      | 7.0                       | 7.1                       | 7.2                       | 7.2                       | 7.1                       | 7.3                      | 6.9                      |



[ ] Ranking at each section and finish  
 -:-:- No data available at this section  
 NA No data available

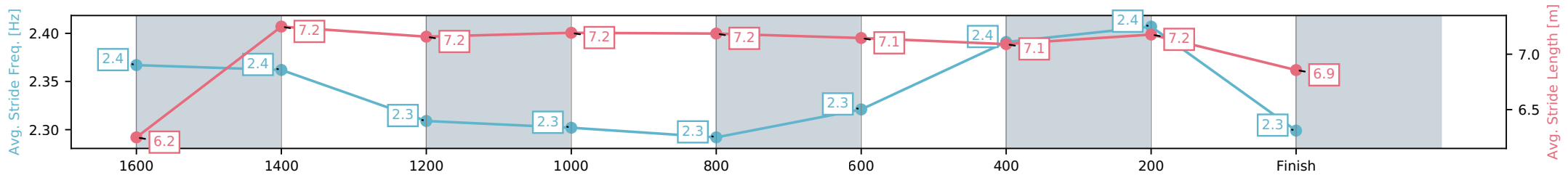
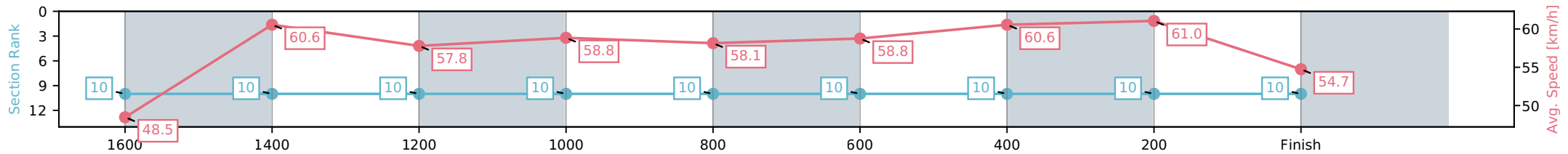
|                                |                          |
|--------------------------------|--------------------------|
| Horse/Jockey Name              | Better Draw/Rob Thorburn |
| Finish Rank                    | 10                       |
| Fastest Section Time (Section) | 0:11.80 (400-200)        |
| Top Speed [km/h] (Section)     | 62.4 (1800 - 1600)       |
| Race State                     | Finished                 |



Sunshine Coast QLD  
 Race 5: STAN VEIVERS MEMORIAL BENCHMARK 58  
 Handicap - 1800m  
 19 April 2026 - 3:12PM  
 Track Rating: Good 4, Weather: Fine, Rail Position: True Entire Circuit



| Section                | L1800                | L1600                     | L1400                     | L1200                     | L1000                     | L800                      | L600                      | L400                      | L200                      |
|------------------------|----------------------|---------------------------|---------------------------|---------------------------|---------------------------|---------------------------|---------------------------|---------------------------|---------------------------|
| Section Times          | 1:53.50<br>(0:14.72) | 1:38.78 [10]<br>(0:12.03) | 1:26.76 [10]<br>(0:12.56) | 1:14.20 [10]<br>(0:12.29) | 1:01.91 [10]<br>(0:12.50) | 0:49.41 [10]<br>(0:12.45) | 0:36.96 [10]<br>(0:12.12) | 0:24.84 [10]<br>(0:11.80) | 0:13.05 [10]<br>(0:13.05) |
| Average Speed [km/h]   | 48.5                 | 60.6                      | 57.8                      | 58.8                      | 58.1                      | 58.8                      | 60.6                      | 61.0                      | 54.7                      |
| Top Speed [km/h]       | 62.4                 | 62.2                      | 59.2                      | 59.7                      | 59.6                      | 60.2                      | 62.3                      | 62.1                      | 58.5                      |
| Avg. Dist. to Rail [m] | 8.4                  | 3.1                       | 3.7                       | 3.9                       | 3.9                       | 2.9                       | 3.0                       | 7.1                       | 8.8                       |
| Avg. Stride Freq. [Hz] | 2.4                  | 2.4                       | 2.3                       | 2.3                       | 2.3                       | 2.3                       | 2.4                       | 2.4                       | 2.3                       |
| Avg. Stride Length [m] | 6.2                  | 7.2                       | 7.2                       | 7.2                       | 7.2                       | 7.2                       | 7.1                       | 7.1                       | 6.9                       |



- [ ] Ranking at each section and finish
- :-:- No data available at this section
- NA No data available

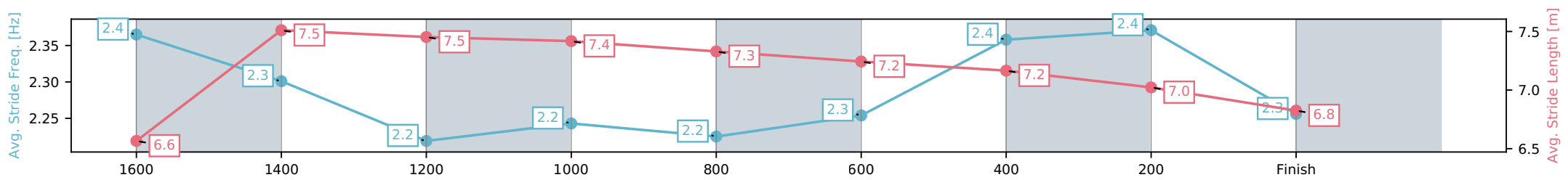
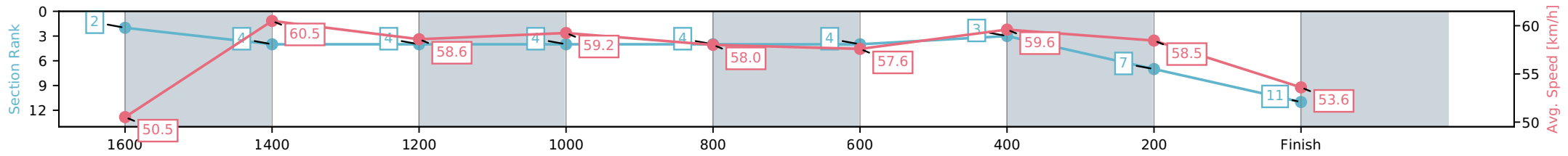
|                                |                           |
|--------------------------------|---------------------------|
| Horse/Jockey Name              | Espoir Da Tap/Jack Taplin |
| Finish Rank                    | 11                        |
| Fastest Section Time (Section) | 0:11.99 (1600-1400)       |
| Top Speed [km/h] (Section)     | 63.2 (1800 - 1600)        |
| Race State                     | Finished                  |



Sunshine Coast QLD  
 Race 5: STAN VEIVERS MEMORIAL BENCHMARK 58  
 Handicap - 1800m  
 19 April 2026 - 3:12PM  
 Track Rating: Good 4, Weather: Fine, Rail Position: True Entire Circuit



| Section                | L1800                | L1600                    | L1400                    | L1200                    | L1000                    | L800                     | L600                     | L400                     | L200                      |
|------------------------|----------------------|--------------------------|--------------------------|--------------------------|--------------------------|--------------------------|--------------------------|--------------------------|---------------------------|
| Section Times          | 1:53.55<br>(0:14.09) | 1:39.46 [4]<br>(0:11.99) | 1:27.48 [4]<br>(0:12.33) | 1:15.14 [4]<br>(0:12.21) | 1:02.94 [4]<br>(0:12.51) | 0:50.43 [4]<br>(0:12.58) | 0:37.84 [3]<br>(0:12.11) | 0:25.73 [7]<br>(0:12.32) | 0:13.41 [11]<br>(0:13.41) |
| Average Speed [km/h]   | 50.5                 | 60.5                     | 58.6                     | 59.2                     | 58.0                     | 57.6                     | 59.6                     | 58.5                     | 53.6                      |
| Top Speed [km/h]       | 63.2                 | 62.5                     | 60.1                     | 60.1                     | 59.4                     | 58.7                     | 60.1                     | 60.3                     | 56.1                      |
| Avg. Dist. to Rail [m] | 5.4                  | 2.2                      | 2.6                      | 2.7                      | 2.7                      | 1.5                      | 0.5                      | 2.0                      | 4.3                       |
| Avg. Stride Freq. [Hz] | 2.4                  | 2.3                      | 2.2                      | 2.2                      | 2.2                      | 2.3                      | 2.4                      | 2.4                      | 2.3                       |
| Avg. Stride Length [m] | 6.6                  | 7.5                      | 7.5                      | 7.4                      | 7.3                      | 7.2                      | 7.2                      | 7.0                      | 6.8                       |



[ ] Ranking at each section and finish  
 -:-:- No data available at this section  
 NA No data available

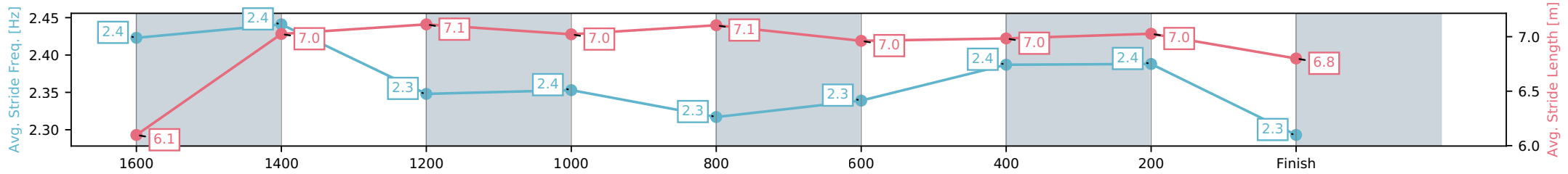
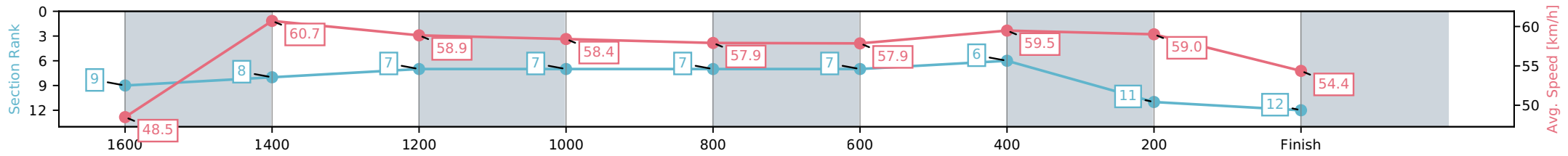
|                                |                              |
|--------------------------------|------------------------------|
| Horse/Jockey Name              | Crimson Spirit/Olivia Kendal |
| Finish Rank                    | 12                           |
| Fastest Section Time (Section) | 0:11.93 (1600-1400)          |
| Top Speed [km/h] (Section)     | 62.3 (1600-1400)             |
| Race State                     | Finished                     |



Sunshine Coast QLD  
 Race 5: STAN VEIVERS MEMORIAL BENCHMARK 58  
 Handicap - 1800m  
 19 April 2026 - 3:12PM  
 Track Rating: Good 4, Weather: Fine, Rail Position: True Entire Circuit



| Section                | L1800                | L1600                    | L1400                    | L1200                    | L1000                    | L800                     | L600                     | L400                      | L200                      |
|------------------------|----------------------|--------------------------|--------------------------|--------------------------|--------------------------|--------------------------|--------------------------|---------------------------|---------------------------|
| Section Times          | 1:53.62<br>(0:14.68) | 1:38.94 [8]<br>(0:11.93) | 1:27.02 [7]<br>(0:12.28) | 1:14.74 [7]<br>(0:12.34) | 1:02.39 [7]<br>(0:12.52) | 0:49.87 [7]<br>(0:12.51) | 0:37.36 [6]<br>(0:12.02) | 0:25.34 [11]<br>(0:12.19) | 0:13.15 [12]<br>(0:13.15) |
| Average Speed [km/h]   | 48.5                 | 60.7                     | 58.9                     | 58.4                     | 57.9                     | 57.9                     | 59.5                     | 59.0                      | 54.4                      |
| Top Speed [km/h]       | 62.3                 | 62.3                     | 60.0                     | 59.4                     | 58.5                     | 58.5                     | 60.3                     | 60.3                      | 56.8                      |
| Avg. Dist. to Rail [m] | 5.6                  | 1.6                      | 1.8                      | 1.9                      | 3.2                      | 0.9                      | 1.2                      | 0.4                       | 0.3                       |
| Avg. Stride Freq. [Hz] | 2.4                  | 2.4                      | 2.3                      | 2.4                      | 2.3                      | 2.3                      | 2.4                      | 2.4                       | 2.3                       |
| Avg. Stride Length [m] | 6.1                  | 7.0                      | 7.1                      | 7.0                      | 7.1                      | 7.0                      | 7.0                      | 7.0                       | 6.8                       |



[ ] Ranking at each section and finish  
 -:-:- No data available at this section  
 NA No data available



|                                |                                 |
|--------------------------------|---------------------------------|
| Horse/Jockey Name              | Contilda's Love/Taylor Marshall |
| Finish Rank                    | 1                               |
| Fastest Section Time (Section) | 0:10.78 (400-200)               |
| Top Speed [km/h] (Section)     | 67.3 (400-200)                  |
| Race State                     | Finished                        |



Sunshine Coast QLD

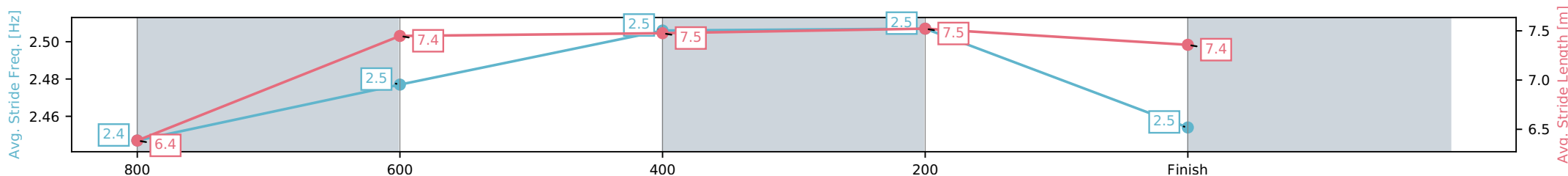
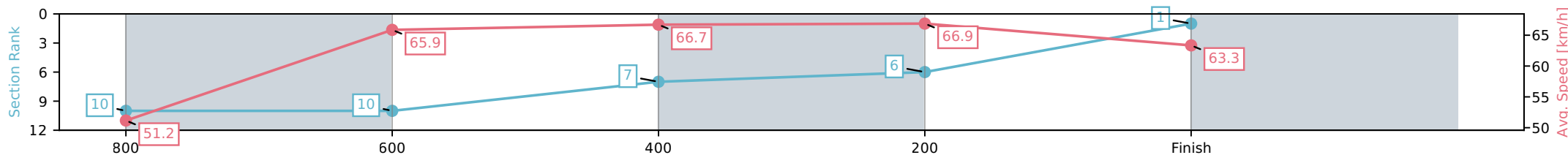
Race 6: MALENY HOTEL Class 3 Handicap - 1000m

19 April 2026 - 3:47PM



Track Rating: Good 4, Weather: Fine, Rail Position: True Entire Circuit

| Section                | L1000                | L800                      | L600                     | L400                     | L200                     |
|------------------------|----------------------|---------------------------|--------------------------|--------------------------|--------------------------|
| Section Times          | 0:58.25<br>(0:14.23) | 0:44.02 [10]<br>(0:11.01) | 0:33.01 [7]<br>(0:10.86) | 0:22.16 [6]<br>(0:10.78) | 0:11.38 [1]<br>(0:11.38) |
| Average Speed [km/h]   | 51.2                 | 65.9                      | 66.7                     | 66.9                     | 63.3                     |
| Top Speed [km/h]       | 65.3                 | 66.4                      | 67.1                     | 67.3                     | 65.6                     |
| Avg. Dist. to Rail [m] | 6.0                  | 2.2                       | 1.0                      | 7.9                      | 10.7                     |
| Avg. Stride Freq. [Hz] | 2.4                  | 2.5                       | 2.5                      | 2.5                      | 2.5                      |
| Avg. Stride Length [m] | 6.4                  | 7.4                       | 7.5                      | 7.5                      | 7.4                      |



- [ ] Ranking at each section and finish
- :-:- No data available at this section
- NA No data available

|                                |                          |
|--------------------------------|--------------------------|
| Horse/Jockey Name              | Missile One/Ben Thompson |
| Finish Rank                    | 2                        |
| Fastest Section Time (Section) | 0:10.83 (800-600)        |
| Top Speed [km/h] (Section)     | 68.1 (800-600)           |
| Race State                     | Finished                 |



Sunshine Coast QLD

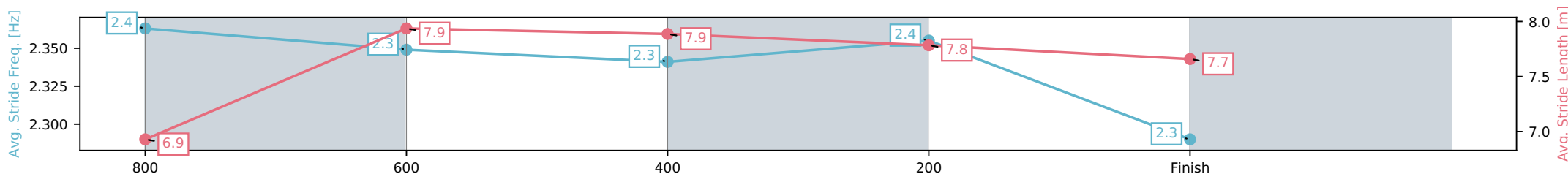
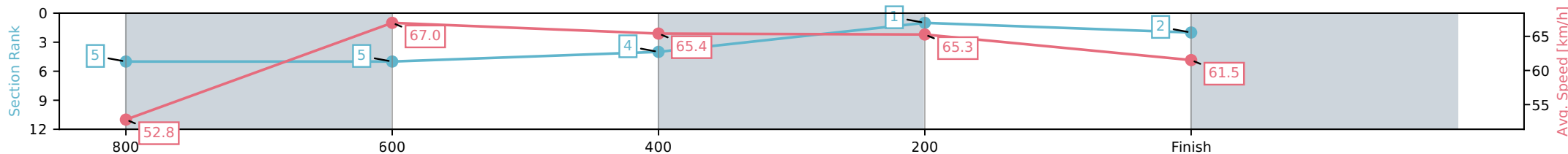
Race 6: MALENY HOTEL Class 3 Handicap - 1000m

19 April 2026 - 3:47PM



Track Rating: Good 4, Weather: Fine, Rail Position: True Entire Circuit

| Section                | L1000                | L800                     | L600                     | L400                     | L200                     |
|------------------------|----------------------|--------------------------|--------------------------|--------------------------|--------------------------|
| Section Times          | 0:58.41<br>(0:13.79) | 0:44.62 [5]<br>(0:10.83) | 0:33.78 [4]<br>(0:11.09) | 0:22.69 [1]<br>(0:11.03) | 0:11.66 [2]<br>(0:11.66) |
| Average Speed [km/h]   | 52.8                 | 67.0                     | 65.4                     | 65.3                     | 61.5                     |
| Top Speed [km/h]       | 65.2                 | 68.1                     | 66.8                     | 66.7                     | 64.3                     |
| Avg. Dist. to Rail [m] | 4.9                  | 3.2                      | 0.9                      | 3.0                      | 3.8                      |
| Avg. Stride Freq. [Hz] | 2.4                  | 2.3                      | 2.3                      | 2.4                      | 2.3                      |
| Avg. Stride Length [m] | 6.9                  | 7.9                      | 7.9                      | 7.8                      | 7.7                      |



- [ ] Ranking at each section and finish
- .-.- No data available at this section
- NA No data available

|                                |                                |
|--------------------------------|--------------------------------|
| Horse/Jockey Name              | Paleface Ringo/Micheal Hellyer |
| Finish Rank                    | 3                              |
| Fastest Section Time (Section) | 0:10.89 (400-200)              |
| Top Speed [km/h] (Section)     | 67.5 (800-600)                 |
| Race State                     | Finished                       |



Sunshine Coast QLD

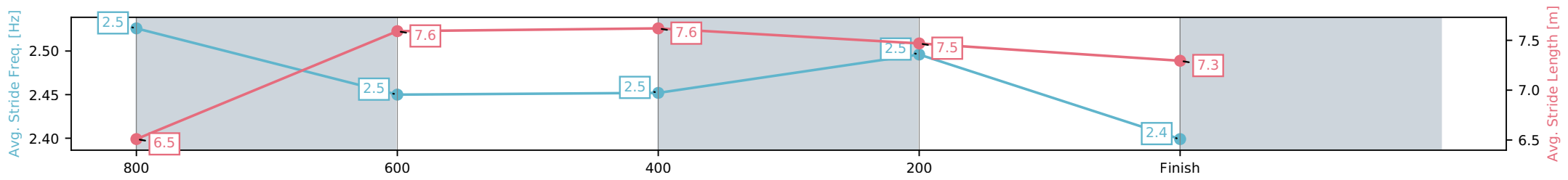
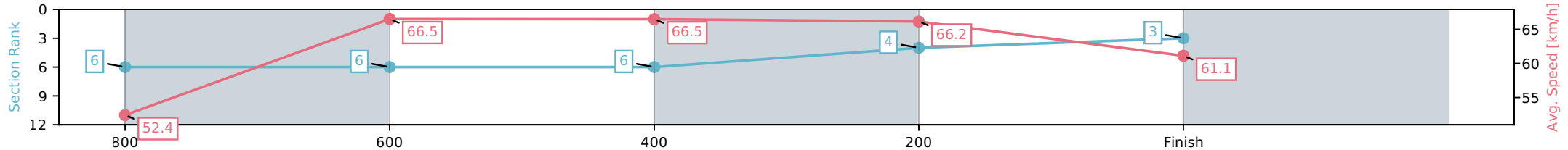
Race 6: MALENY HOTEL Class 3 Handicap - 1000m

19 April 2026 - 3:47PM



Track Rating: Good 4, Weather: Fine, Rail Position: True Entire Circuit

| Section                | L1000                | L800                     | L600                     | L400                     | L200                     |
|------------------------|----------------------|--------------------------|--------------------------|--------------------------|--------------------------|
| Section Times          | 0:58.54<br>(0:13.88) | 0:44.66 [6]<br>(0:10.99) | 0:33.68 [6]<br>(0:11.08) | 0:22.60 [4]<br>(0:10.89) | 0:11.71 [3]<br>(0:11.71) |
| Average Speed [km/h]   | 52.4                 | 66.5                     | 66.5                     | 66.2                     | 61.1                     |
| Top Speed [km/h]       | 65.9                 | 67.5                     | 67.2                     | 67.4                     | 64.7                     |
| Avg. Dist. to Rail [m] | 8.0                  | 4.3                      | 3.8                      | 8.7                      | 10.0                     |
| Avg. Stride Freq. [Hz] | 2.5                  | 2.5                      | 2.5                      | 2.5                      | 2.4                      |
| Avg. Stride Length [m] | 6.5                  | 7.6                      | 7.6                      | 7.5                      | 7.3                      |



[ ] Ranking at each section and finish  
 -:-:- No data available at this section  
 NA No data available

|                                |                            |
|--------------------------------|----------------------------|
| Horse/Jockey Name              | Unfaithful/Tiffani Brooker |
| Finish Rank                    | 4                          |
| Fastest Section Time (Section) | 0:10.82 (800-600)          |
| Top Speed [km/h] (Section)     | 68.6 (800-600)             |
| Race State                     | Finished                   |



Sunshine Coast QLD

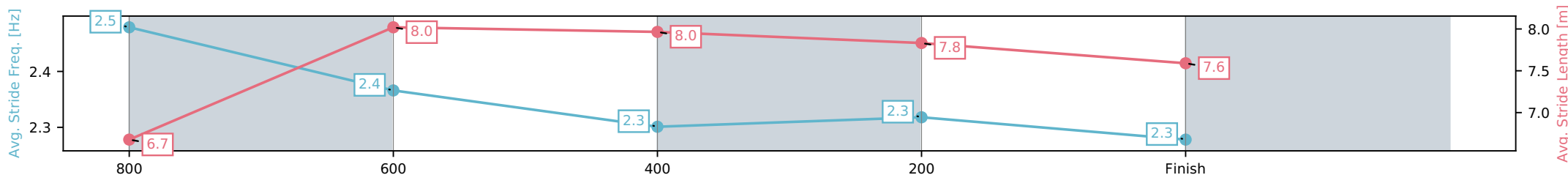
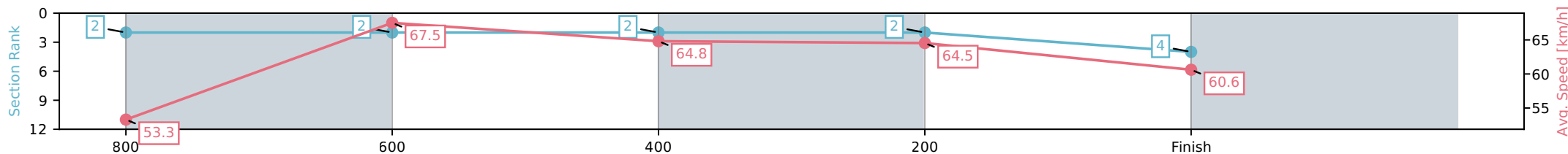
Race 6: MALENY HOTEL Class 3 Handicap - 1000m

19 April 2026 - 3:47PM



Track Rating: Good 4, Weather: Fine, Rail Position: True Entire Circuit

| Section                | L1000                | L800                     | L600                     | L400                     | L200                     |
|------------------------|----------------------|--------------------------|--------------------------|--------------------------|--------------------------|
| Section Times          | 0:58.61<br>(0:13.64) | 0:44.97 [2]<br>(0:10.82) | 0:34.15 [2]<br>(0:11.16) | 0:22.99 [2]<br>(0:11.17) | 0:11.82 [4]<br>(0:11.82) |
| Average Speed [km/h]   | 53.3                 | 67.5                     | 64.8                     | 64.5                     | 60.6                     |
| Top Speed [km/h]       | 67.2                 | 68.6                     | 66.1                     | 65.1                     | 63.1                     |
| Avg. Dist. to Rail [m] | 7.4                  | 4.1                      | 1.0                      | 4.6                      | 6.6                      |
| Avg. Stride Freq. [Hz] | 2.5                  | 2.4                      | 2.3                      | 2.3                      | 2.3                      |
| Avg. Stride Length [m] | 6.7                  | 8.0                      | 8.0                      | 7.8                      | 7.6                      |



- [ ] Ranking at each section and finish
- :-:- No data available at this section
- NA No data available

|                                |                             |
|--------------------------------|-----------------------------|
| Horse/Jockey Name              | Mercian/Georgina Cartwright |
| Finish Rank                    | 5                           |
| Fastest Section Time (Section) | 0:10.79 (800-600)           |
| Top Speed [km/h] (Section)     | 68.8 (800-600)              |
| Race State                     | Finished                    |



Sunshine Coast QLD

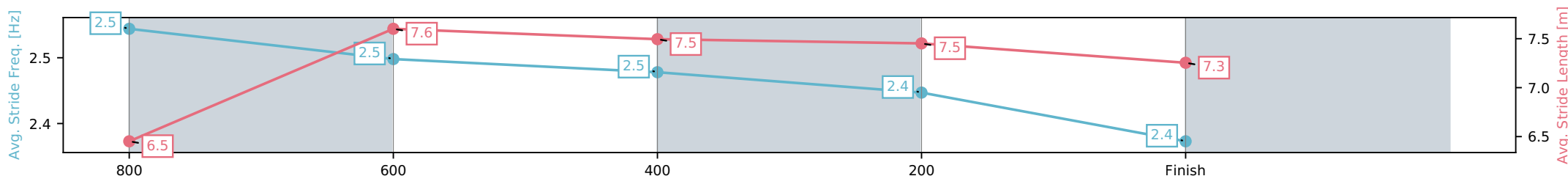
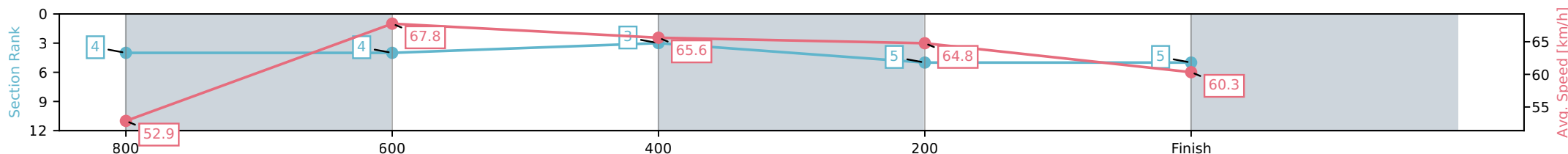
Race 6: MALENY HOTEL Class 3 Handicap - 1000m

19 April 2026 - 3:47PM



Track Rating: Good 4, Weather: Fine, Rail Position: True Entire Circuit

| Section                | L1000                | L800                     | L600                     | L400                     | L200                     |
|------------------------|----------------------|--------------------------|--------------------------|--------------------------|--------------------------|
| Section Times          | 0:58.73<br>(0:13.77) | 0:44.96 [4]<br>(0:10.79) | 0:34.16 [3]<br>(0:11.15) | 0:23.01 [5]<br>(0:11.12) | 0:11.89 [5]<br>(0:11.89) |
| Average Speed [km/h]   | 52.9                 | 67.8                     | 65.6                     | 64.8                     | 60.3                     |
| Top Speed [km/h]       | 65.8                 | 68.8                     | 67.1                     | 65.6                     | 63.1                     |
| Avg. Dist. to Rail [m] | 8.8                  | 4.9                      | 2.6                      | 6.6                      | 7.4                      |
| Avg. Stride Freq. [Hz] | 2.5                  | 2.5                      | 2.5                      | 2.4                      | 2.4                      |
| Avg. Stride Length [m] | 6.5                  | 7.6                      | 7.5                      | 7.5                      | 7.3                      |



- [ ] Ranking at each section and finish
- :-:- No data available at this section
- NA No data available

|                                |                          |
|--------------------------------|--------------------------|
| Horse/Jockey Name              | Bruckheimer/Ryan Maloney |
| Finish Rank                    | 6                        |
| Fastest Section Time (Section) | 0:10.91 (400-200)        |
| Top Speed [km/h] (Section)     | 66.8 (400-200)           |
| Race State                     | Finished                 |



Sunshine Coast QLD

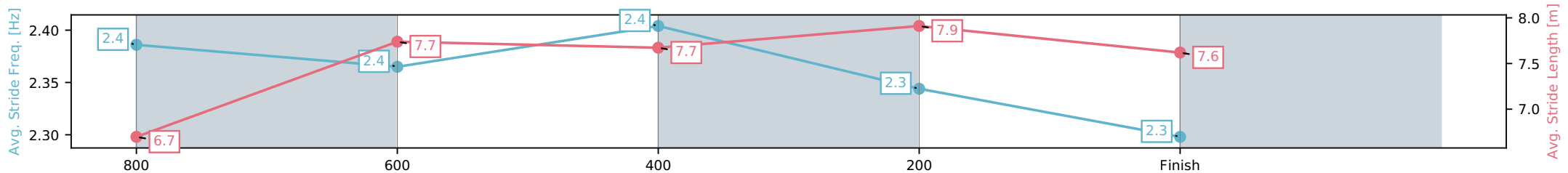
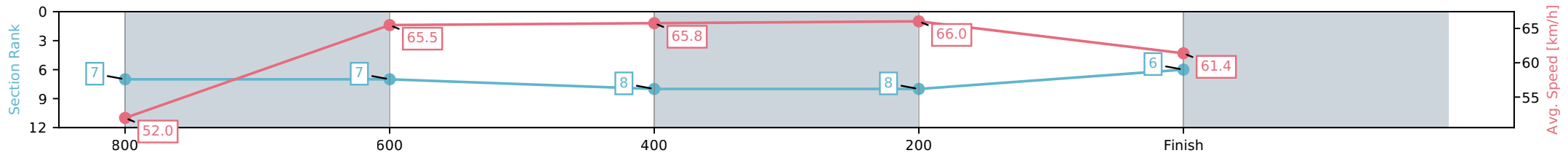
Race 6: MALENY HOTEL Class 3 Handicap - 1000m

19 April 2026 - 3:47PM



Track Rating: Good 4, Weather: Fine, Rail Position: True Entire Circuit

| Section                | L1000                | L800                     | L600                     | L400                     | L200                     |
|------------------------|----------------------|--------------------------|--------------------------|--------------------------|--------------------------|
| Section Times          | 0:58.78<br>(0:14.02) | 0:44.76 [7]<br>(0:11.09) | 0:33.68 [8]<br>(0:11.09) | 0:22.59 [8]<br>(0:10.91) | 0:11.68 [6]<br>(0:11.68) |
| Average Speed [km/h]   | 52.0                 | 65.5                     | 65.8                     | 66.0                     | 61.4                     |
| Top Speed [km/h]       | 65.4                 | 66.0                     | 66.1                     | 66.8                     | 64.2                     |
| Avg. Dist. to Rail [m] | 5.3                  | 2.6                      | 2.1                      | 6.3                      | 6.2                      |
| Avg. Stride Freq. [Hz] | 2.4                  | 2.4                      | 2.4                      | 2.3                      | 2.3                      |
| Avg. Stride Length [m] | 6.7                  | 7.7                      | 7.7                      | 7.9                      | 7.6                      |



- [ ] Ranking at each section and finish
- :-:- No data available at this section
- NA No data available

|                                |                       |
|--------------------------------|-----------------------|
| Horse/Jockey Name              | Daitanna/Cejay Graham |
| Finish Rank                    | 7                     |
| Fastest Section Time (Section) | 0:10.88 (800-600)     |
| Top Speed [km/h] (Section)     | 67.8 (800-600)        |
| Race State                     | Finished              |



Sunshine Coast QLD

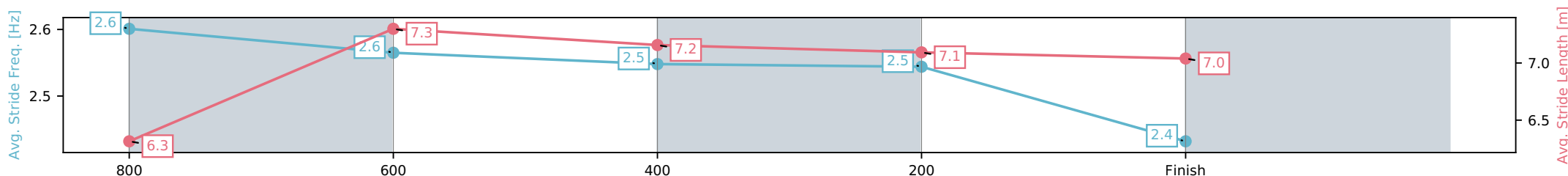
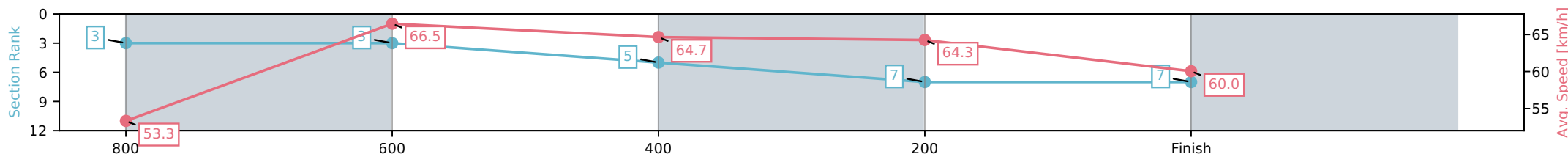
Race 6: MALENY HOTEL Class 3 Handicap - 1000m

19 April 2026 - 3:47PM



Track Rating: Good 4, Weather: Fine, Rail Position: True Entire Circuit

| Section                | L1000                | L800                     | L600                     | L400                     | L200                     |
|------------------------|----------------------|--------------------------|--------------------------|--------------------------|--------------------------|
| Section Times          | 0:58.86<br>(0:13.64) | 0:45.22 [3]<br>(0:10.88) | 0:34.33 [5]<br>(0:11.20) | 0:23.13 [7]<br>(0:11.21) | 0:11.92 [7]<br>(0:11.92) |
| Average Speed [km/h]   | 53.3                 | 66.5                     | 64.7                     | 64.3                     | 60.0                     |
| Top Speed [km/h]       | 66.4                 | 67.8                     | 65.7                     | 64.6                     | 63.3                     |
| Avg. Dist. to Rail [m] | 3.3                  | 1.9                      | 0.8                      | 4.4                      | 5.0                      |
| Avg. Stride Freq. [Hz] | 2.6                  | 2.6                      | 2.5                      | 2.5                      | 2.4                      |
| Avg. Stride Length [m] | 6.3                  | 7.3                      | 7.2                      | 7.1                      | 7.0                      |



- [ ] Ranking at each section and finish
- :-:- No data available at this section
- NA No data available

|                                |                           |
|--------------------------------|---------------------------|
| Horse/Jockey Name              | Presocratics/Jason Taylor |
| Finish Rank                    | 8                         |
| Fastest Section Time (Section) | 0:10.94 (400-200)         |
| Top Speed [km/h] (Section)     | 67.4 (800-600)            |
| Race State                     | Finished                  |



Sunshine Coast QLD

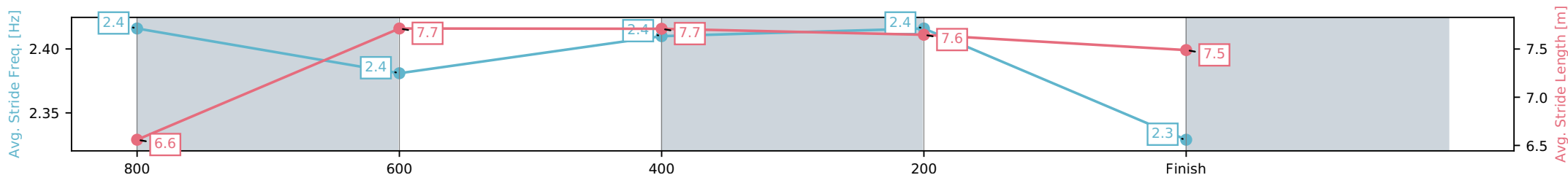
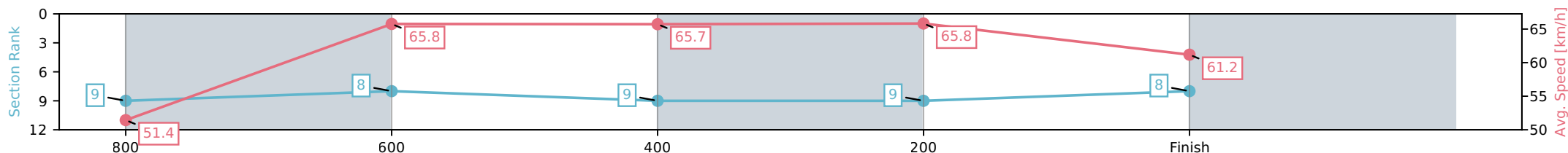
Race 6: MALENY HOTEL Class 3 Handicap - 1000m

19 April 2026 - 3:47PM



Track Rating: Good 4, Weather: Fine, Rail Position: True Entire Circuit

| Section                | L1000                | L800                     | L600                     | L400                     | L200                     |
|------------------------|----------------------|--------------------------|--------------------------|--------------------------|--------------------------|
| Section Times          | 0:58.90<br>(0:14.17) | 0:44.73 [8]<br>(0:11.04) | 0:33.69 [9]<br>(0:11.00) | 0:22.70 [9]<br>(0:10.94) | 0:11.76 [8]<br>(0:11.76) |
| Average Speed [km/h]   | 51.4                 | 65.8                     | 65.7                     | 65.8                     | 61.2                     |
| Top Speed [km/h]       | 64.6                 | 67.4                     | 66.7                     | 66.3                     | 64.7                     |
| Avg. Dist. to Rail [m] | 7.8                  | 2.6                      | 0.7                      | 6.9                      | 9.7                      |
| Avg. Stride Freq. [Hz] | 2.4                  | 2.4                      | 2.4                      | 2.4                      | 2.3                      |
| Avg. Stride Length [m] | 6.6                  | 7.7                      | 7.7                      | 7.6                      | 7.5                      |



- [ ] Ranking at each section and finish
- :-:- No data available at this section
- NA No data available

|                                |                         |
|--------------------------------|-------------------------|
| Horse/Jockey Name              | Silk Sonic/Angela Jones |
| Finish Rank                    | 9                       |
| Fastest Section Time (Section) | 0:10.82 (800-600)       |
| Top Speed [km/h] (Section)     | 68.2 (800-600)          |
| Race State                     | Finished                |



Sunshine Coast QLD

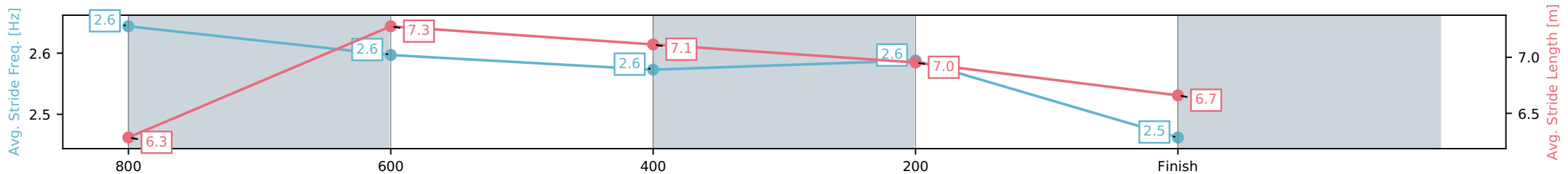
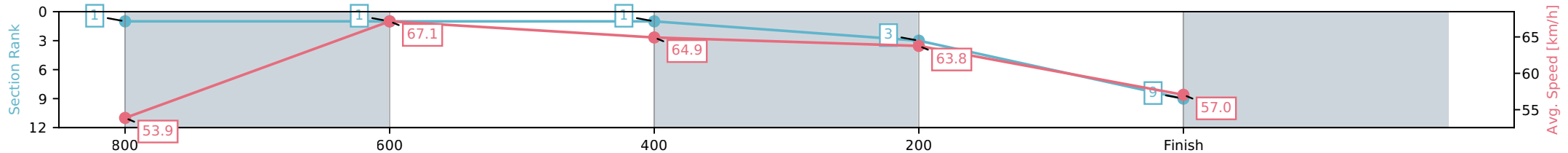
Race 6: MALENY HOTEL Class 3 Handicap - 1000m

19 April 2026 - 3:47PM



Track Rating: Good 4, Weather: Fine, Rail Position: True Entire Circuit

| Section                | L1000                | L800                     | L600                     | L400                     | L200                     |
|------------------------|----------------------|--------------------------|--------------------------|--------------------------|--------------------------|
| Section Times          | 0:59.37<br>(0:13.47) | 0:45.90 [1]<br>(0:10.82) | 0:35.08 [1]<br>(0:11.22) | 0:23.86 [3]<br>(0:11.30) | 0:12.56 [9]<br>(0:12.56) |
| Average Speed [km/h]   | 53.9                 | 67.1                     | 64.9                     | 63.8                     | 57.0                     |
| Top Speed [km/h]       | 67.1                 | 68.2                     | 66.0                     | 64.6                     | 61.5                     |
| Avg. Dist. to Rail [m] | 6.3                  | 3.0                      | 1.8                      | 5.5                      | 7.5                      |
| Avg. Stride Freq. [Hz] | 2.6                  | 2.6                      | 2.6                      | 2.6                      | 2.5                      |
| Avg. Stride Length [m] | 6.3                  | 7.3                      | 7.1                      | 7.0                      | 6.7                      |



- [ ] Ranking at each section and finish
- :-:- No data available at this section
- NA No data available

|                                |                      |
|--------------------------------|----------------------|
| Horse/Jockey Name              | Xuanfeng/Olivia Webb |
| Finish Rank                    | 10                   |
| Fastest Section Time (Section) | 0:11.09 (800-600)    |
| Top Speed [km/h] (Section)     | 66.3 (800-600)       |
| Race State                     | Finished             |



Sunshine Coast QLD

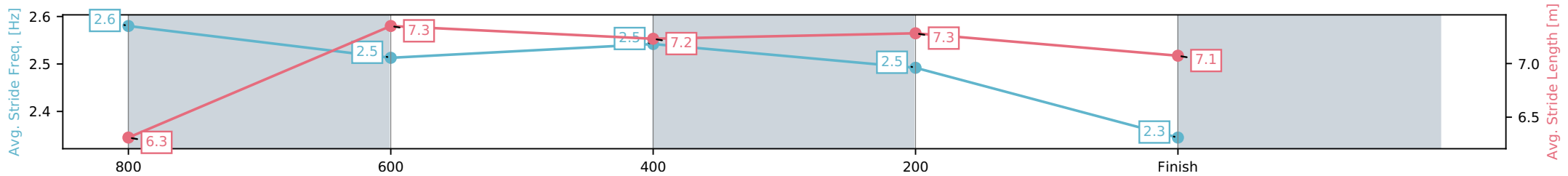
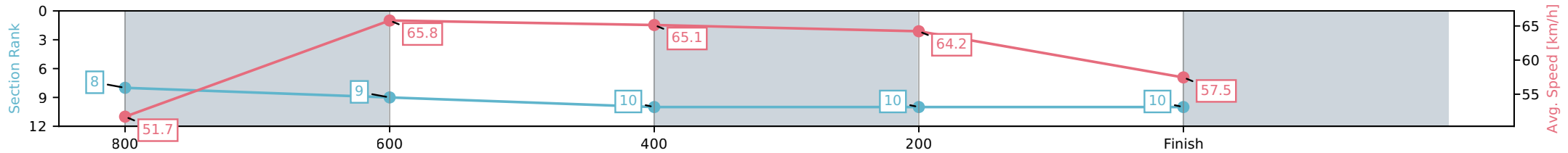
Race 6: MALENY HOTEL Class 3 Handicap - 1000m

19 April 2026 - 3:47PM



Track Rating: Good 4, Weather: Fine, Rail Position: True Entire Circuit

| Section                | L1000                | L800                     | L600                      | L400                      | L200                      |
|------------------------|----------------------|--------------------------|---------------------------|---------------------------|---------------------------|
| Section Times          | 1:00.20<br>(0:14.13) | 0:46.07 [9]<br>(0:11.09) | 0:34.98 [10]<br>(0:11.27) | 0:23.72 [10]<br>(0:11.22) | 0:12.49 [10]<br>(0:12.49) |
| Average Speed [km/h]   | 51.7                 | 65.8                     | 65.1                      | 64.2                      | 57.5                      |
| Top Speed [km/h]       | 65.8                 | 66.3                     | 65.9                      | 65.2                      | 61.9                      |
| Avg. Dist. to Rail [m] | 9.4                  | 4.0                      | 3.3                       | 8.5                       | 9.7                       |
| Avg. Stride Freq. [Hz] | 2.6                  | 2.5                      | 2.5                       | 2.5                       | 2.3                       |
| Avg. Stride Length [m] | 6.3                  | 7.3                      | 7.2                       | 7.3                       | 7.1                       |



- [ ] Ranking at each section and finish
- :-:- No data available at this section
- NA No data available



# Sunshine Coast QLD -

Race 7: MULTIMEAT AUSTRALIA BENCHMARK 60 Handicap - 1200m

19 April 2026 - 4:24PM



Track Rating: Good 4, Weather: Fine, Rail Position: True Entire Circuit

Field Times (Race Tempo)      1:12.51    0:58.75    0:47.16    0:35.41    0:23.74    0:12.20  
 (0:13.76)    (0:11.59)    (0:11.75)    (0:11.67)    (0:11.54)    (0:12.20)

| Rank | TAB#   | Horse               | Overall Time  | First 400m | Top Speed km/h (Section) | L1200        | L1000        | L800         | L600         | L400         | L200         |  |  |
|------|--------|---------------------|---------------|------------|--------------------------|--------------|--------------|--------------|--------------|--------------|--------------|--|--|
|      | (BAR#) | Jockey              | Margin (DT-W) | Last 600m  | Fastest Section (Time)   | Start - 1000 | 1000 - 800   | 800 - 600    | 600 - 400    | 400 - 200    | 200 - Finish |  |  |
| 1    | 9      | Royal Gladiator     | 1:12.51       | 0:25.51    | 64.0 (400-200)           | 1:12.51      | 0:58.65 [2]  | 0:47.00 [3]  | 0:35.30 [2]  | 0:23.65 [2]  | 0:12.20 [1]  |  |  |
|      | (5)    | Cody Collis         |               | 0:35.29    | 400-200 (0:11.44)        | (0:13.86)    | (0:11.65)    | (0:11.70)    | (0:11.65)    | (0:11.44)    | (0:12.20)    |  |  |
| 2    | 13     | Kelanoa             | 1:12.65       | 0:26.08    | 64.6 (400-200)           | 1:12.65      | 0:58.23 [7]  | 0:46.57 [7]  | 0:34.84 [7]  | 0:23.09 [8]  | 0:11.86 [6]  |  |  |
|      | (8)    | Mark Du Plessis     | 0.8L (+3)     | 0:34.83    | 400-200 (0:11.23)        | (0:14.42)    | (0:11.66)    | (0:11.73)    | (0:11.74)    | (0:11.23)    | (0:11.86)    |  |  |
| 3    | 5      | For Better          | 1:12.66       | 0:25.75    | 65.0 (1000-800)          | 1:12.66      | 0:58.50 [5]  | 0:46.92 [5]  | 0:35.10 [5]  | 0:23.33 [5]  | 0:12.03 [4]  |  |  |
|      | (4)    | Ryan Maloney        | 0.8L (+6)     | 0:35.10    | 400-200 (0:11.30)        | (0:14.16)    | (0:11.59)    | (0:11.81)    | (0:11.77)    | (0:11.30)    | (0:12.03)    |  |  |
| 4    | 2      | Maikrow             | 1:12.68       | 0:26.19    | 65.0 (400-200)           | 1:12.68      | 0:58.03 [9]  | 0:46.49 [8]  | 0:34.61 [9]  | 0:23.10 [9]  | 0:11.92 [5]  |  |  |
|      | (9)    | Corey Sutherland    | 1.0L (+4)     | 0:34.62    | 400-200 (0:11.19)        | (0:14.65)    | (0:11.54)    | (0:11.88)    | (0:11.51)    | (0:11.19)    | (0:11.92)    |  |  |
| 5    | 12     | A Touch From Fayt   | 1:12.73       | 0:25.35    | 65.0 (1200 - 1000)       | 1:12.73      | 0:58.97 [1]  | 0:47.38 [1]  | 0:35.63 [1]  | 0:23.96 [1]  | 0:12.42 [2]  |  |  |
|      | (1)    | Cejay Graham        | 1.3L (-2)     | 0:35.63    | 400-200 (0:11.54)        | (0:13.76)    | (0:11.59)    | (0:11.75)    | (0:11.67)    | (0:11.54)    | (0:12.42)    |  |  |
| 6    | 3      | Rustic Tzar         | 1:12.81       | 0:25.67    | 64.1 (600-400)           | 1:12.81      | 0:58.74 [4]  | 0:47.13 [4]  | 0:35.43 [4]  | 0:23.87 [3]  | 0:12.35 [3]  |  |  |
|      | (2)    | Ben Thompson        | 1.7L (-1)     | 0:35.43    | 400-200 (0:11.52)        | (0:14.07)    | (0:11.60)    | (0:11.70)    | (0:11.56)    | (0:11.52)    | (0:12.35)    |  |  |
| 7    | 19     | Galactic Legend     | 1:13.18       | 0:26.38    | 65.1 (1200 - 1000)       | 1:13.18      | 0:58.16 [10] | 0:46.80 [10] | 0:35.01 [10] | 0:23.44 [10] | 0:12.17 [9]  |  |  |
|      | (10)   | Kayla Johnston      | 3.9L (+2)     | 0:35.01    | 400-200 (0:11.26)        | (0:15.02)    | (0:11.36)    | (0:11.79)    | (0:11.58)    | (0:11.26)    | (0:12.17)    |  |  |
| 8    | 18     | Kool Bruce          | 1:13.34       | 0:26.23    | 63.9 (400-200)           | 1:13.34      | 0:58.84 [8]  | 0:47.11 [9]  | 0:35.39 [8]  | 0:23.81 [7]  | 0:12.38 [7]  |  |  |
|      | (7)    | Micheal Hellyer     | 4.8L (-1)     | 0:35.39    | 400-200 (0:11.43)        | (0:14.50)    | (0:11.73)    | (0:11.72)    | (0:11.58)    | (0:11.43)    | (0:12.38)    |  |  |
| 9    | 20     | Grandeur Rose       | 1:13.42       | 0:25.86    | 63.7 (1200 - 1000)       | 1:13.42      | 0:59.25 [6]  | 0:47.55 [6]  | 0:35.78 [6]  | 0:24.01 [6]  | 0:12.34 [10] |  |  |
|      | (3)    | Georgina Cartwright | 5.3L (+1)     | 0:35.77    | 400-200 (0:11.67)        | (0:14.17)    | (0:11.69)    | (0:11.78)    | (0:11.76)    | (0:11.67)    | (0:12.34)    |  |  |
| 10   | 8      | Quit 'N' Tap        | 1:13.68       | 0:25.38    | 65.1 (1000-800)          | 1:13.68      | 0:59.68 [3]  | 0:48.30 [2]  | 0:36.41 [3]  | 0:24.48 [4]  | 0:12.68 [8]  |  |  |
|      | (6)    | Jack Taplin         | 6.9L (+6)     | 0:36.41    | 1000-800 (0:11.38)       | (0:14.00)    | (0:11.38)    | (0:11.88)    | (0:11.93)    | (0:11.80)    | (0:12.68)    |  |  |

Scratched: Araletta (#1), Toroness (#4), Galavino (#6), Marathia (#7), Immediate (#10), In Great Spirit (#11), Black Eyed Blonde (#14), Cat Call (#15), Lambertina (#16), Itza Motza (#17)

Report Created: Sun 19 April 2026

(Note: Races are conducted over an approximate distance as close as possible to the advertised distance, and recorded data may vary accordingly. Official times refer to race times only and do not include handicap times.)

[ ] Position in running at each section and finish    TAB#    Saddle cloth number

Fastest split

-:--:-- No data available at this section

BAR#    Barrier/Gate Position

Fastest section

NA    No data available

DNF    Did not finish

DNT    Did not track

DT-W    Distance travelled compared to winner in metres

|                                |                             |
|--------------------------------|-----------------------------|
| Horse/Jockey Name              | Royal Gladiator/Cody Collis |
| Finish Rank                    | 1                           |
| Fastest Section Time (Section) | 0:11.44 (400-200)           |
| Top Speed [km/h] (Section)     | 64.0 (400-200)              |
| Race State                     | Finished                    |



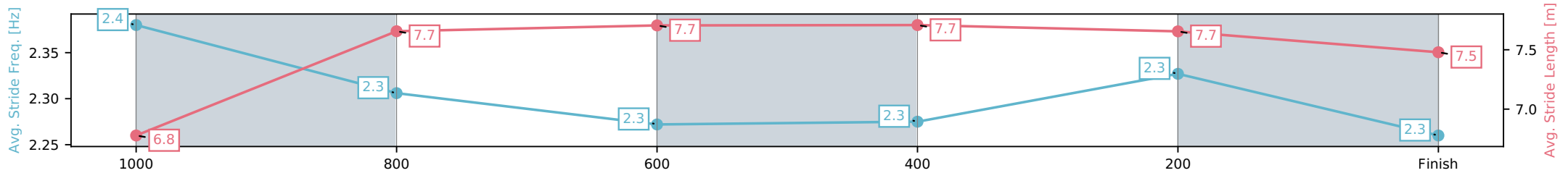
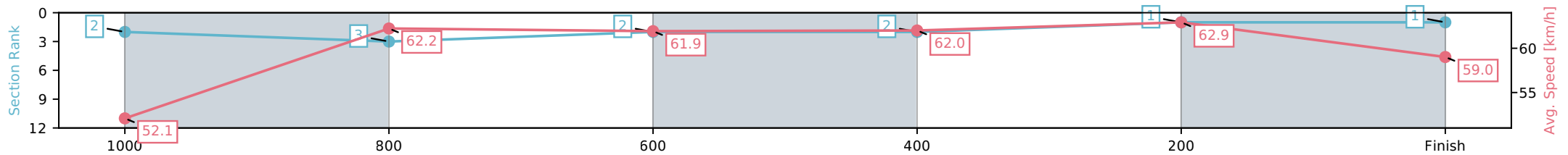
Sunshine Coast QLD  
 Race 7: MULTIMEAT AUSTRALIA BENCHMARK 60 Handicap -  
 1200m



19 April 2026 - 4:24PM

Track Rating: Good 4, Weather: Fine, Rail Position: True Entire Circuit

| Section                | L1200                | L1000                    | L800                     | L600                     | L400                     | L200                     |
|------------------------|----------------------|--------------------------|--------------------------|--------------------------|--------------------------|--------------------------|
| Section Times          | 1:12.51<br>(0:13.86) | 0:58.65 [3]<br>(0:11.65) | 0:47.00 [2]<br>(0:11.70) | 0:35.30 [2]<br>(0:11.65) | 0:23.65 [1]<br>(0:11.44) | 0:12.20 [1]<br>(0:12.20) |
| Average Speed [km/h]   | 52.1                 | 62.2                     | 61.9                     | 62.0                     | 62.9                     | 59.0                     |
| Top Speed [km/h]       | 63.8                 | 63.1                     | 62.1                     | 62.5                     | 64.0                     | 61.4                     |
| Avg. Dist. to Rail [m] | 6.4                  | 3.3                      | 1.2                      | 0.5                      | 3.8                      | 5.3                      |
| Avg. Stride Freq. [Hz] | 2.4                  | 2.3                      | 2.3                      | 2.3                      | 2.3                      | 2.3                      |
| Avg. Stride Length [m] | 6.8                  | 7.7                      | 7.7                      | 7.7                      | 7.7                      | 7.5                      |



- [ ] Ranking at each section and finish
- :-:- No data available at this section
- NA No data available

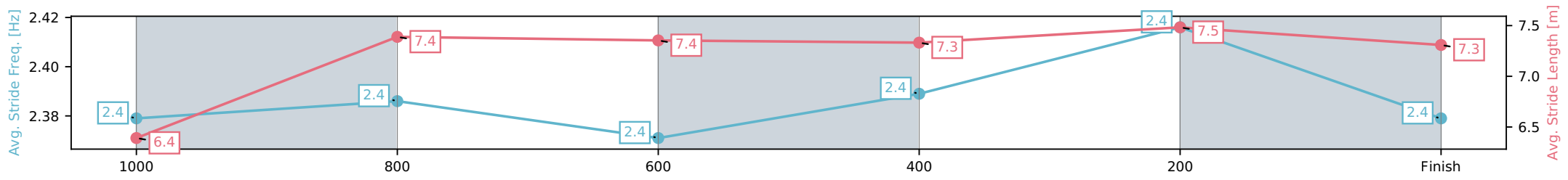
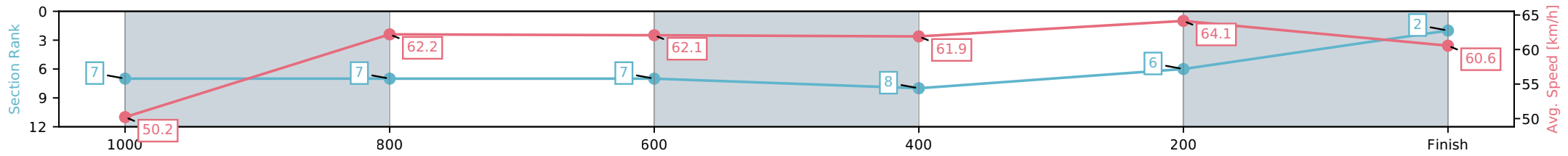
|                                |                         |
|--------------------------------|-------------------------|
| Horse/Jockey Name              | Kelanoa/Mark Du Plessis |
| Finish Rank                    | 2                       |
| Fastest Section Time (Section) | 0:11.23 (400-200)       |
| Top Speed [km/h] (Section)     | 64.6 (400-200)          |
| Race State                     | Finished                |



Sunshine Coast QLD  
 Race 7: MULTIMEAT AUSTRALIA BENCHMARK 60 Handicap - 1200m  
 19 April 2026 - 4:24PM  
 Track Rating: Good 4, Weather: Fine, Rail Position: True Entire Circuit



| Section                | L1200                | L1000                    | L800                     | L600                     | L400                     | L200                     |
|------------------------|----------------------|--------------------------|--------------------------|--------------------------|--------------------------|--------------------------|
| Section Times          | 1:12.65<br>(0:14.42) | 0:58.23 [7]<br>(0:11.66) | 0:46.57 [7]<br>(0:11.73) | 0:34.84 [8]<br>(0:11.74) | 0:23.09 [6]<br>(0:11.23) | 0:11.86 [2]<br>(0:11.86) |
| Average Speed [km/h]   | 50.2                 | 62.2                     | 62.1                     | 61.9                     | 64.1                     | 60.6                     |
| Top Speed [km/h]       | 63.3                 | 64.4                     | 62.8                     | 63.2                     | 64.6                     | 63.5                     |
| Avg. Dist. to Rail [m] | 8.1                  | 3.4                      | 2.0                      | 1.5                      | 7.8                      | 8.8                      |
| Avg. Stride Freq. [Hz] | 2.4                  | 2.4                      | 2.4                      | 2.4                      | 2.4                      | 2.4                      |
| Avg. Stride Length [m] | 6.4                  | 7.4                      | 7.4                      | 7.3                      | 7.5                      | 7.3                      |



[ ] Ranking at each section and finish  
 -:-:- No data available at this section  
 NA No data available

|                                |                         |
|--------------------------------|-------------------------|
| Horse/Jockey Name              | For Better/Ryan Maloney |
| Finish Rank                    | 3                       |
| Fastest Section Time (Section) | 0:11.30 (400-200)       |
| Top Speed [km/h] (Section)     | 65.0 (1000-800)         |
| Race State                     | Finished                |



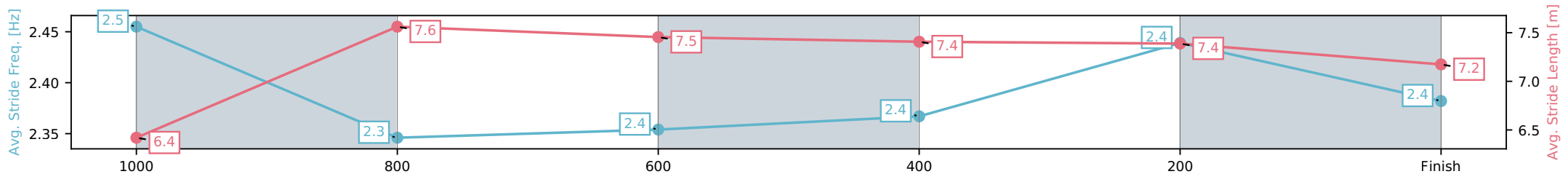
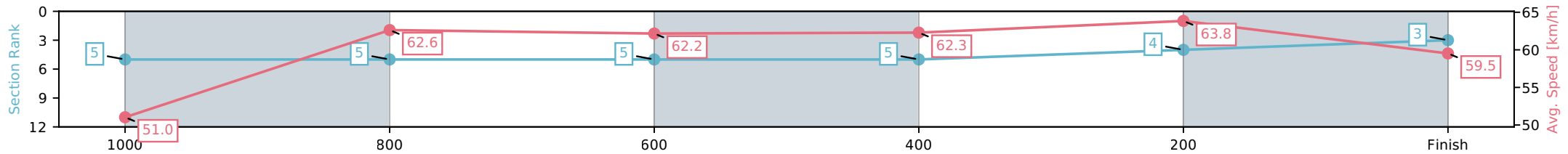
Sunshine Coast QLD  
 Race 7: MULTIMEAT AUSTRALIA BENCHMARK 60 Handicap - 1200m



19 April 2026 - 4:24PM

Track Rating: Good 4, Weather: Fine, Rail Position: True Entire Circuit

| Section                | L1200                | L1000                    | L800                     | L600                     | L400                     | L200                     |
|------------------------|----------------------|--------------------------|--------------------------|--------------------------|--------------------------|--------------------------|
| Section Times          | 1:12.66<br>(0:14.16) | 0:58.50 [5]<br>(0:11.59) | 0:46.92 [5]<br>(0:11.81) | 0:35.10 [5]<br>(0:11.77) | 0:23.33 [4]<br>(0:11.30) | 0:12.03 [3]<br>(0:12.03) |
| Average Speed [km/h]   | 51.0                 | 62.6                     | 62.2                     | 62.3                     | 63.8                     | 59.5                     |
| Top Speed [km/h]       | 64.6                 | 65.0                     | 63.2                     | 63.9                     | 64.3                     | 62.8                     |
| Avg. Dist. to Rail [m] | 5.9                  | 3.6                      | 3.4                      | 3.2                      | 5.7                      | 6.7                      |
| Avg. Stride Freq. [Hz] | 2.5                  | 2.3                      | 2.4                      | 2.4                      | 2.4                      | 2.4                      |
| Avg. Stride Length [m] | 6.4                  | 7.6                      | 7.5                      | 7.4                      | 7.4                      | 7.2                      |



[ ] Ranking at each section and finish  
 -:-:- No data available at this section  
 NA No data available

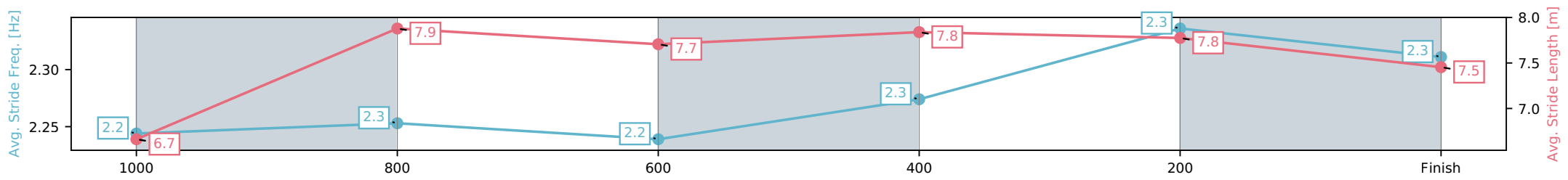
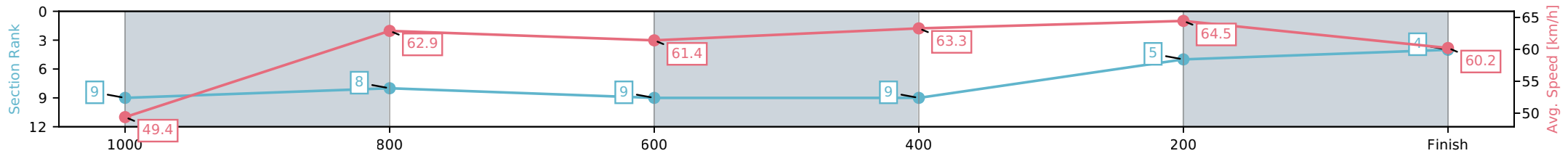
|                                |                          |
|--------------------------------|--------------------------|
| Horse/Jockey Name              | Maikrow/Corey Sutherland |
| Finish Rank                    | 4                        |
| Fastest Section Time (Section) | 0:11.19 (400-200)        |
| Top Speed [km/h] (Section)     | 65.0 (400-200)           |
| Race State                     | Finished                 |



Sunshine Coast QLD  
 Race 7: MULTIMEAT AUSTRALIA BENCHMARK 60 Handicap - 1200m  
 19 April 2026 - 4:24PM  
 Track Rating: Good 4, Weather: Fine, Rail Position: True Entire Circuit



| Section                | L1200                | L1000                    | L800                     | L600                     | L400                     | L200                     |
|------------------------|----------------------|--------------------------|--------------------------|--------------------------|--------------------------|--------------------------|
| Section Times          | 1:12.68<br>(0:14.65) | 0:58.03 [8]<br>(0:11.54) | 0:46.49 [9]<br>(0:11.88) | 0:34.61 [9]<br>(0:11.51) | 0:23.10 [5]<br>(0:11.19) | 0:11.92 [4]<br>(0:11.92) |
| Average Speed [km/h]   | 49.4                 | 62.9                     | 61.4                     | 63.3                     | 64.5                     | 60.2                     |
| Top Speed [km/h]       | 61.8                 | 64.8                     | 63.1                     | 64.2                     | 65.0                     | 62.8                     |
| Avg. Dist. to Rail [m] | 8.8                  | 3.6                      | 2.1                      | 2.2                      | 8.2                      | 10.1                     |
| Avg. Stride Freq. [Hz] | 2.2                  | 2.3                      | 2.2                      | 2.3                      | 2.3                      | 2.3                      |
| Avg. Stride Length [m] | 6.7                  | 7.9                      | 7.7                      | 7.8                      | 7.8                      | 7.5                      |



[ ] Ranking at each section and finish  
 -.-.- No data available at this section  
 NA No data available

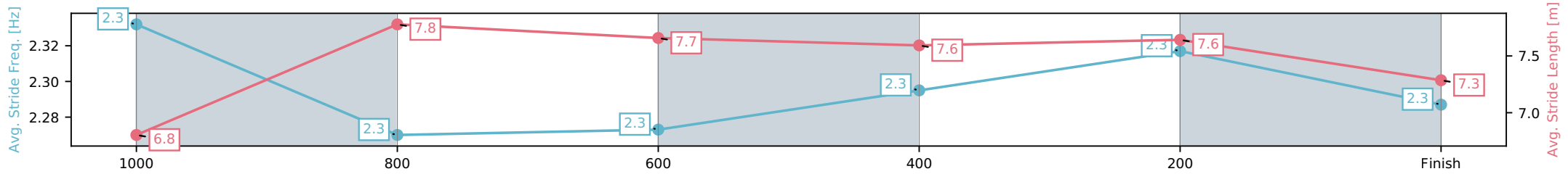
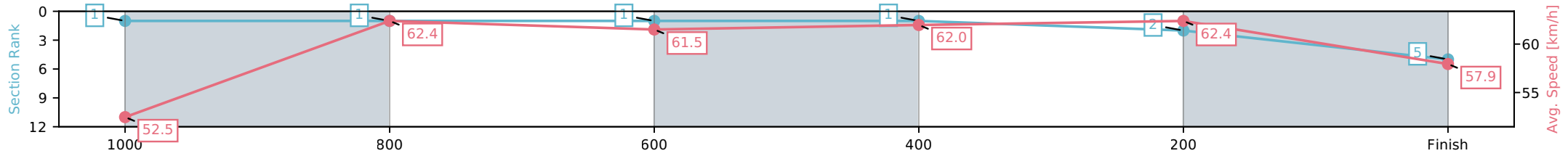
|                                |                                |
|--------------------------------|--------------------------------|
| Horse/Jockey Name              | A Touch From Fayt/Cejay Graham |
| Finish Rank                    | 5                              |
| Fastest Section Time (Section) | 0:11.54 (400-200)              |
| Top Speed [km/h] (Section)     | 65.0 (1200 - 1000)             |
| Race State                     | Finished                       |



Sunshine Coast QLD  
 Race 7: MULTIMEAT AUSTRALIA BENCHMARK 60 Handicap - 1200m  
 19 April 2026 - 4:24PM  
 Track Rating: Good 4, Weather: Fine, Rail Position: True Entire Circuit



| Section                | L1200                | L1000                    | L800                     | L600                     | L400                     | L200                     |
|------------------------|----------------------|--------------------------|--------------------------|--------------------------|--------------------------|--------------------------|
| Section Times          | 1:12.73<br>(0:13.76) | 0:58.97 [1]<br>(0:11.59) | 0:47.38 [1]<br>(0:11.75) | 0:35.63 [1]<br>(0:11.67) | 0:23.96 [2]<br>(0:11.54) | 0:12.42 [5]<br>(0:12.42) |
| Average Speed [km/h]   | 52.5                 | 62.4                     | 61.5                     | 62.0                     | 62.4                     | 57.9                     |
| Top Speed [km/h]       | 65.0                 | 64.8                     | 62.5                     | 63.3                     | 62.9                     | 61.4                     |
| Avg. Dist. to Rail [m] | 4.2                  | 2.2                      | 0.8                      | 0.5                      | 3.3                      | 4.3                      |
| Avg. Stride Freq. [Hz] | 2.3                  | 2.3                      | 2.3                      | 2.3                      | 2.3                      | 2.3                      |
| Avg. Stride Length [m] | 6.8                  | 7.8                      | 7.7                      | 7.6                      | 7.6                      | 7.3                      |



[ ] Ranking at each section and finish  
 -:-:- No data available at this section  
 NA No data available

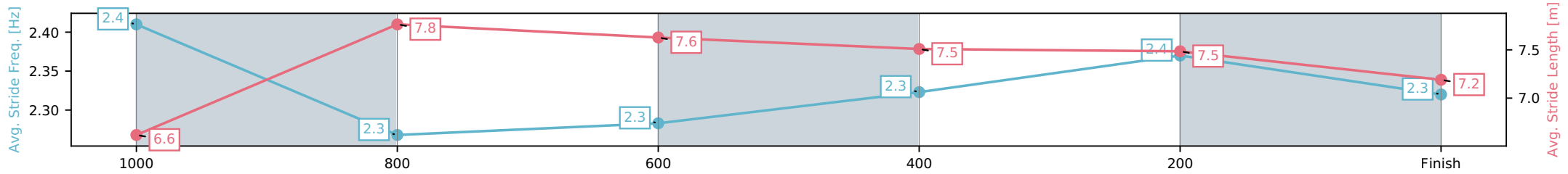
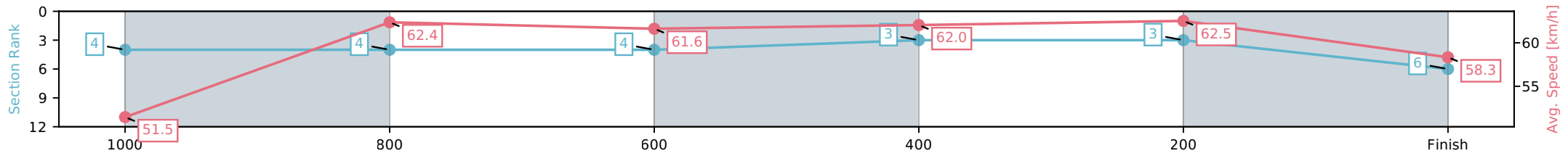
|                                |                          |
|--------------------------------|--------------------------|
| Horse/Jockey Name              | Rustic Tzar/Ben Thompson |
| Finish Rank                    | 6                        |
| Fastest Section Time (Section) | 0:11.52 (400-200)        |
| Top Speed [km/h] (Section)     | 64.1 (600-400)           |
| Race State                     | Finished                 |



Sunshine Coast QLD  
 Race 7: MULTIMEAT AUSTRALIA BENCHMARK 60 Handicap - 1200m  
 19 April 2026 - 4:24PM  
 Track Rating: Good 4, Weather: Fine, Rail Position: True Entire Circuit



| Section                | L1200                | L1000                    | L800                     | L600                     | L400                     | L200                     |
|------------------------|----------------------|--------------------------|--------------------------|--------------------------|--------------------------|--------------------------|
| Section Times          | 1:12.81<br>(0:14.07) | 0:58.74 [4]<br>(0:11.60) | 0:47.13 [4]<br>(0:11.70) | 0:35.43 [3]<br>(0:11.56) | 0:23.87 [3]<br>(0:11.52) | 0:12.35 [6]<br>(0:12.35) |
| Average Speed [km/h]   | 51.5                 | 62.4                     | 61.6                     | 62.0                     | 62.5                     | 58.3                     |
| Top Speed [km/h]       | 63.0                 | 63.6                     | 62.0                     | 64.1                     | 63.5                     | 61.1                     |
| Avg. Dist. to Rail [m] | 4.9                  | 2.5                      | 0.6                      | 0.6                      | 2.1                      | 2.8                      |
| Avg. Stride Freq. [Hz] | 2.4                  | 2.3                      | 2.3                      | 2.3                      | 2.4                      | 2.3                      |
| Avg. Stride Length [m] | 6.6                  | 7.8                      | 7.6                      | 7.5                      | 7.5                      | 7.2                      |



[ ] Ranking at each section and finish  
 -:-:- No data available at this section  
 NA No data available

|                                |                                |
|--------------------------------|--------------------------------|
| Horse/Jockey Name              | Galactic Legend/Kayla Johnston |
| Finish Rank                    | 7                              |
| Fastest Section Time (Section) | 0:11.26 (400-200)              |
| Top Speed [km/h] (Section)     | 65.1 (1200 - 1000)             |
| Race State                     | Finished                       |



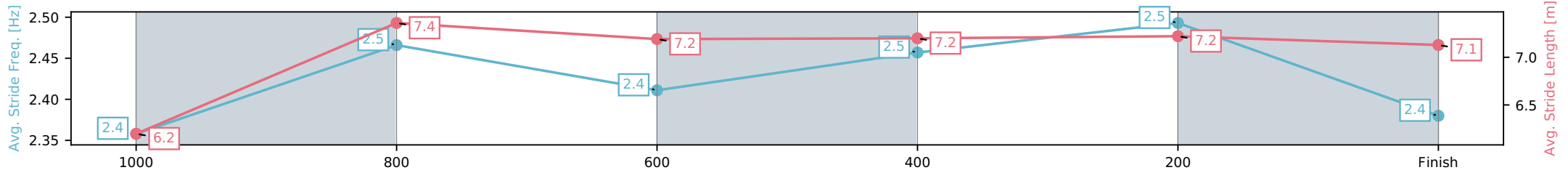
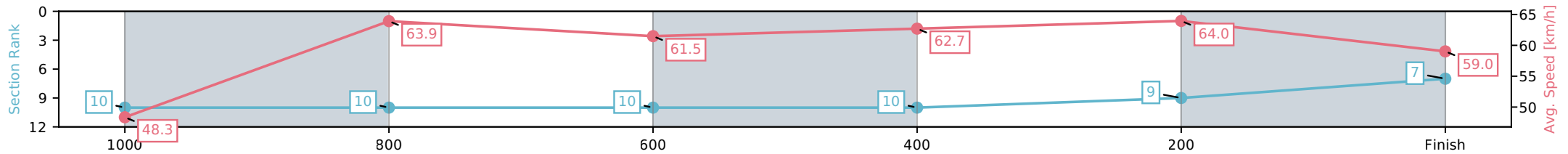
Sunshine Coast QLD  
 Race 7: MULTIMEAT AUSTRALIA BENCHMARK 60 Handicap -  
 1200m



19 April 2026 - 4:24PM

Track Rating: Good 4, Weather: Fine, Rail Position: True Entire Circuit

| Section                | L1200                | L1000                     | L800                      | L600                      | L400                     | L200                     |
|------------------------|----------------------|---------------------------|---------------------------|---------------------------|--------------------------|--------------------------|
| Section Times          | 1:13.18<br>(0:15.02) | 0:58.16 [10]<br>(0:11.36) | 0:46.80 [10]<br>(0:11.79) | 0:35.01 [10]<br>(0:11.58) | 0:23.44 [9]<br>(0:11.26) | 0:12.17 [7]<br>(0:12.17) |
| Average Speed [km/h]   | 48.3                 | 63.9                      | 61.5                      | 62.7                      | 64.0                     | 59.0                     |
| Top Speed [km/h]       | 65.1                 | 64.9                      | 63.0                      | 63.3                      | 65.0                     | 63.1                     |
| Avg. Dist. to Rail [m] | 11.2                 | 3.7                       | 1.1                       | 1.5                       | 6.3                      | 6.0                      |
| Avg. Stride Freq. [Hz] | 2.4                  | 2.5                       | 2.4                       | 2.5                       | 2.5                      | 2.4                      |
| Avg. Stride Length [m] | 6.2                  | 7.4                       | 7.2                       | 7.2                       | 7.2                      | 7.1                      |



- [ ] Ranking at each section and finish
- :-:- No data available at this section
- NA No data available

|                                |                            |
|--------------------------------|----------------------------|
| Horse/Jockey Name              | Kool Bruce/Micheal Hellyer |
| Finish Rank                    | 8                          |
| Fastest Section Time (Section) | 0:11.43 (400-200)          |
| Top Speed [km/h] (Section)     | 63.9 (400-200)             |
| Race State                     | Finished                   |



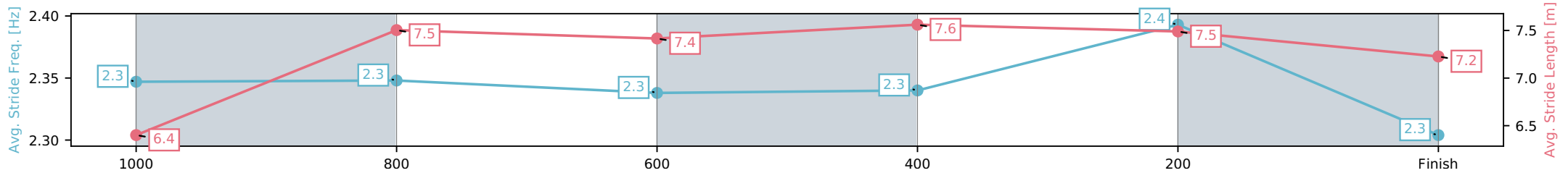
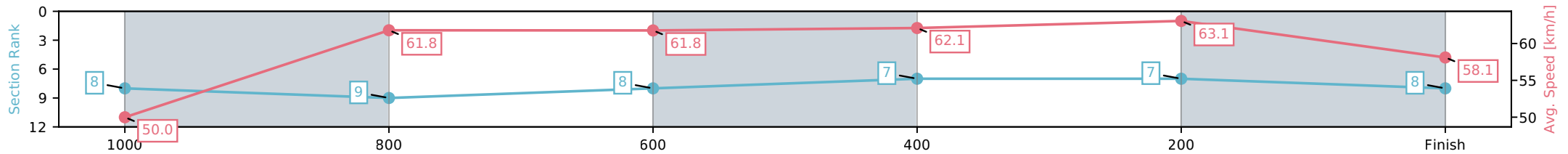
Sunshine Coast QLD  
 Race 7: MULTIMEAT AUSTRALIA BENCHMARK 60 Handicap - 1200m



19 April 2026 - 4:24PM

Track Rating: Good 4, Weather: Fine, Rail Position: True Entire Circuit

| Section                | L1200                | L1000                    | L800                     | L600                     | L400                     | L200                     |
|------------------------|----------------------|--------------------------|--------------------------|--------------------------|--------------------------|--------------------------|
| Section Times          | 1:13.34<br>(0:14.50) | 0:58.84 [9]<br>(0:11.73) | 0:47.11 [8]<br>(0:11.72) | 0:35.39 [7]<br>(0:11.58) | 0:23.81 [7]<br>(0:11.43) | 0:12.38 [8]<br>(0:12.38) |
| Average Speed [km/h]   | 50.0                 | 61.8                     | 61.8                     | 62.1                     | 63.1                     | 58.1                     |
| Top Speed [km/h]       | 63.1                 | 63.8                     | 63.0                     | 63.1                     | 63.9                     | 61.2                     |
| Avg. Dist. to Rail [m] | 7.1                  | 2.9                      | 1.1                      | 0.4                      | 3.2                      | 3.1                      |
| Avg. Stride Freq. [Hz] | 2.3                  | 2.3                      | 2.3                      | 2.3                      | 2.4                      | 2.3                      |
| Avg. Stride Length [m] | 6.4                  | 7.5                      | 7.4                      | 7.6                      | 7.5                      | 7.2                      |



- [ ] Ranking at each section and finish
- :-:- No data available at this section
- NA No data available

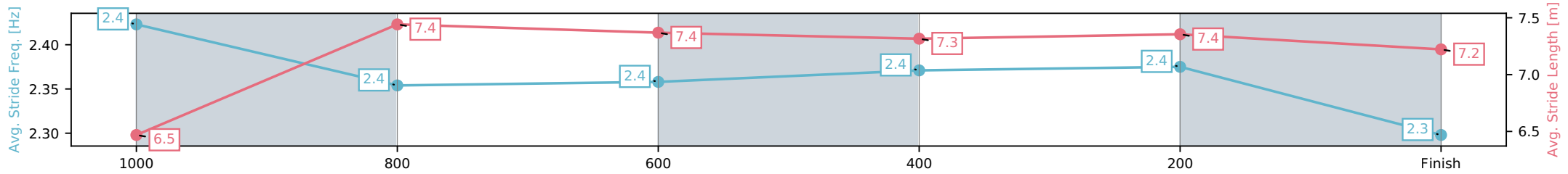
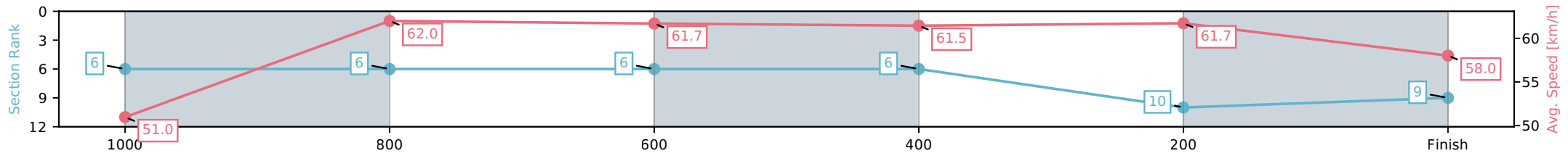
|                                |                                   |
|--------------------------------|-----------------------------------|
| Horse/Jockey Name              | Grandeur Rose/Georgina Cartwright |
| Finish Rank                    | 9                                 |
| Fastest Section Time (Section) | 0:11.67 (400-200)                 |
| Top Speed [km/h] (Section)     | 63.7 (1200 - 1000)                |
| Race State                     | Finished                          |



Sunshine Coast QLD  
 Race 7: MULTIMEAT AUSTRALIA BENCHMARK 60 Handicap - 1200m  
 19 April 2026 - 4:24PM  
 Track Rating: Good 4, Weather: Fine, Rail Position: True Entire Circuit



| Section                | L1200                | L1000                    | L800                     | L600                     | L400                      | L200                     |
|------------------------|----------------------|--------------------------|--------------------------|--------------------------|---------------------------|--------------------------|
| Section Times          | 1:13.42<br>(0:14.17) | 0:59.25 [6]<br>(0:11.69) | 0:47.55 [6]<br>(0:11.78) | 0:35.78 [6]<br>(0:11.76) | 0:24.01 [10]<br>(0:11.67) | 0:12.34 [9]<br>(0:12.34) |
| Average Speed [km/h]   | 51.0                 | 62.0                     | 61.7                     | 61.5                     | 61.7                      | 58.0                     |
| Top Speed [km/h]       | 63.7                 | 63.3                     | 62.5                     | 62.2                     | 62.5                      | 60.4                     |
| Avg. Dist. to Rail [m] | 5.0                  | 2.9                      | 1.7                      | 0.6                      | 3.1                       | 2.8                      |
| Avg. Stride Freq. [Hz] | 2.4                  | 2.4                      | 2.4                      | 2.4                      | 2.4                       | 2.3                      |
| Avg. Stride Length [m] | 6.5                  | 7.4                      | 7.4                      | 7.3                      | 7.4                       | 7.2                      |



[ ] Ranking at each section and finish  
 -:-:- No data available at this section  
 NA No data available

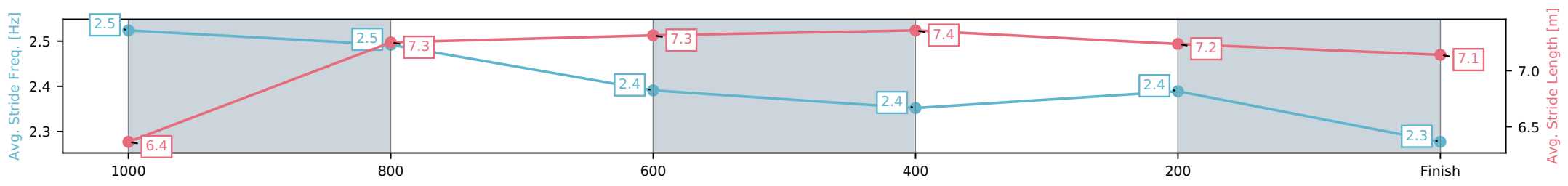
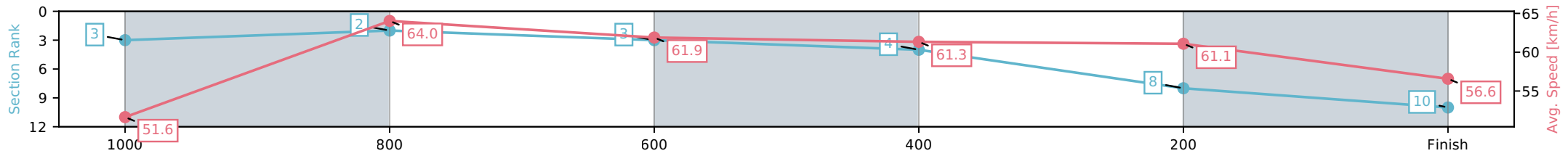
|                                |                          |
|--------------------------------|--------------------------|
| Horse/Jockey Name              | Quit 'N' Tap/Jack Taplin |
| Finish Rank                    | 10                       |
| Fastest Section Time (Section) | 0:11.38 (1000-800)       |
| Top Speed [km/h] (Section)     | 65.1 (1000-800)          |
| Race State                     | Finished                 |



Sunshine Coast QLD  
 Race 7: MULTIMEAT AUSTRALIA BENCHMARK 60 Handicap - 1200m  
 19 April 2026 - 4:24PM  
 Track Rating: Good 4, Weather: Fine, Rail Position: True Entire Circuit



| Section                | L1200                | L1000                    | L800                     | L600                     | L400                     | L200                      |
|------------------------|----------------------|--------------------------|--------------------------|--------------------------|--------------------------|---------------------------|
| Section Times          | 1:13.68<br>(0:14.00) | 0:59.68 [2]<br>(0:11.38) | 0:48.30 [3]<br>(0:11.88) | 0:36.41 [4]<br>(0:11.93) | 0:24.48 [8]<br>(0:11.80) | 0:12.68 [10]<br>(0:12.68) |
| Average Speed [km/h]   | 51.6                 | 64.0                     | 61.9                     | 61.3                     | 61.1                     | 56.6                      |
| Top Speed [km/h]       | 64.1                 | 65.1                     | 62.4                     | 61.7                     | 61.9                     | 60.2                      |
| Avg. Dist. to Rail [m] | 8.1                  | 5.2                      | 3.8                      | 2.7                      | 5.9                      | 7.1                       |
| Avg. Stride Freq. [Hz] | 2.5                  | 2.5                      | 2.4                      | 2.4                      | 2.4                      | 2.3                       |
| Avg. Stride Length [m] | 6.4                  | 7.3                      | 7.3                      | 7.4                      | 7.2                      | 7.1                       |



[ ] Ranking at each section and finish  
 -.-.- No data available at this section  
 NA No data available



Sunshine Coast QLD -  
 Race 8: TAB BENCHMARK 65 Handicap - 1400m  
 19 April 2026 - 5:07PM



Track Rating: Good 4, Weather: Fine, Rail Position: True Entire Circuit

Field Times (Race Tempo)      1:25.15    1:11.20    1:00.24    0:48.52    0:36.23    0:24.12    0:12.44  
 (0:13.95)    (0:10.96)    (0:11.72)    (0:12.29)    (0:12.11)    (0:11.69)    (0:12.44)

| Rank | TAB#   | Horse           | Overall Time  | First 400m | Top Speed km/h (Section) | L1400        | L1200        | L1000        | L800         | L600         | L400         | L200         |  |
|------|--------|-----------------|---------------|------------|--------------------------|--------------|--------------|--------------|--------------|--------------|--------------|--------------|--|
|      | (BAR#) | Jockey          | Margin (DT-W) | Last 600m  | Fastest Section (Time)   | Start - 1200 | 1200 - 1000  | 1000 - 800   | 800 - 600    | 600 - 400    | 400 - 200    | 200 - Finish |  |
| 1    | 4      | Outakandy       | 1:25.15       | 0:24.91    | 66.9 (1200-1000)         | 1:25.15      | 1:11.20 [1]  | 1:00.24 [1]  | 0:48.52 [1]  | 0:36.23 [1]  | 0:24.12 [1]  | 0:12.44 [1]  |  |
|      | (9)    | Leah Martyn     |               | 0:36.24    | 1200-1000 (0:10.96)      | (0:13.95)    | (0:10.96)    | (0:11.72)    | (0:12.29)    | (0:12.11)    | (0:11.69)    | (0:12.44)    |  |
| 2    | 15     | Rubydoo         | 1:25.33       | 0:25.84    | 65.2 (1200-1000)         | 1:25.33      | 1:10.69 [9]  | 0:59.49 [9]  | 0:47.62 [10] | 0:35.53 [8]  | 0:23.74 [7]  | 0:12.22 [4]  |  |
|      | (10)   | Cejay Graham    | 1.1L (+2)     | 0:35.54    | 1200-1000 (0:11.20)      | (0:14.64)    | (0:11.20)    | (0:11.87)    | (0:12.08)    | (0:11.79)    | (0:11.53)    | (0:12.22)    |  |
| 3    | 11     | Golden Mikki    | 1:25.36       | 0:25.17    | 66.5 (1200-1000)         | 1:25.36      | 1:11.27 [3]  | 1:00.20 [2]  | 0:48.28 [2]  | 0:36.07 [2]  | 0:24.03 [3]  | 0:12.32 [2]  |  |
|      | (5)    | Brandon Lerena  | 1.2L (-1)     | 0:36.07    | 1200-1000 (0:11.08)      | (0:14.09)    | (0:11.08)    | (0:11.91)    | (0:12.22)    | (0:12.04)    | (0:11.71)    | (0:12.32)    |  |
| 4    | 8      | Bit Of Grunt    | 1:25.43       | 0:26.28    | 64.0 (1200-1000)         | 1:25.43      | 1:10.50 [11] | 0:59.16 [11] | 0:47.46 [11] | 0:35.30 [11] | 0:23.65 [9]  | 0:12.07 [7]  |  |
|      | (12)   | Jake Bayliss    | 1.6L (+2)     | 0:35.31    | 1200-1000 (0:11.34)      | (0:14.94)    | (0:11.34)    | (0:11.70)    | (0:12.16)    | (0:11.65)    | (0:11.59)    | (0:12.07)    |  |
| 5    | 3      | Seneschal       | 1:25.68       | 0:25.50    | 64.7 (1200-1000)         | 1:25.68      | 1:11.55 [4]  | 1:00.18 [5]  | 0:48.20 [7]  | 0:36.24 [5]  | 0:24.37 [2]  | 0:12.58 [3]  |  |
|      | (7)    | Steph Tierney   | 3.1L (+4)     | 0:36.24    | 1200-1000 (0:11.37)      | (0:14.13)    | (0:11.37)    | (0:11.98)    | (0:11.96)    | (0:11.87)    | (0:11.79)    | (0:12.58)    |  |
| 6    | 13     | Echo Hunter     | 1:25.69       | 0:25.62    | 65.4 (1200-1000)         | 1:25.69      | 1:11.31 [8]  | 1:00.07 [7]  | 0:48.21 [6]  | 0:36.05 [6]  | 0:24.22 [6]  | 0:12.52 [5]  |  |
|      | (6)    | Mark Du Plessis | 3.2L (+3)     | 0:36.06    | 1200-1000 (0:11.24)      | (0:14.38)    | (0:11.24)    | (0:11.86)    | (0:12.16)    | (0:11.84)    | (0:11.70)    | (0:12.52)    |  |
| 7    | 9      | Farwest         | 1:26.10       | 0:25.91    | 65.9 (1200-1000)         | 1:26.10      | 1:11.37 [10] | 1:00.19 [10] | 0:48.41 [9]  | 0:36.22 [10] | 0:24.32 [10] | 0:12.45 [8]  |  |
|      | (11)   | Angela Jones    | 5.6L (+0)     | 0:36.22    | 1200-1000 (0:11.18)      | (0:14.73)    | (0:11.18)    | (0:11.78)    | (0:12.19)    | (0:11.90)    | (0:11.87)    | (0:12.45)    |  |
| 8    | 18     | Sir Memphis     | 1:26.11       | 0:25.30    | 65.4 (1200-1000)         | 1:26.11      | 1:12.06 [2]  | 1:00.81 [3]  | 0:48.90 [3]  | 0:36.69 [3]  | 0:24.65 [5]  | 0:12.77 [6]  |  |
|      | (3)    | Chelsea Baker   | 5.6L (+2)     | 0:36.68    | 1200-1000 (0:11.25)      | (0:14.05)    | (0:11.25)    | (0:11.91)    | (0:12.20)    | (0:12.04)    | (0:11.87)    | (0:12.77)    |  |
| 9    | 10     | Sian Star       | 1:26.33       | 0:25.70    | 64.9 (1200-1000)         | 1:26.33      | 1:12.07 [6]  | 1:00.62 [8]  | 0:48.65 [8]  | 0:36.49 [9]  | 0:24.52 [11] | 0:12.66 [9]  |  |
|      | (8)    | Cody Collis     | 7.0L (+7)     | 0:36.49    | 1200-1000 (0:11.44)      | (0:14.26)    | (0:11.44)    | (0:11.97)    | (0:12.16)    | (0:11.97)    | (0:11.86)    | (0:12.66)    |  |
| 10   | 1      | Ionaceltic      | 1:27.47       | 0:25.54    | 66.2 (1400 - 1200)       | 1:27.47      | 1:13.15 [7]  | 1:01.93 [6]  | 0:50.06 [5]  | 0:37.79 [7]  | 0:25.75 [8]  | 0:13.53 [11] |  |
|      | (4)    | Rob Thorburn    | 13.7L (-1)    | 0:37.79    | 1200-1000 (0:11.22)      | (0:14.32)    | (0:11.22)    | (0:11.87)    | (0:12.27)    | (0:12.04)    | (0:12.22)    | (0:13.53)    |  |

Scratched: The Irish (#2), Big Ticket Boy (#6), Stranglehold (#7), Pireonti (#12), November Air (#14), Toroness (#16), Lone Force (#17), Dashing Mars (#19), Save The Roses (#20), Grandeur Rose (#21)

Report Created: Sun 19 April 2026

(Note: Races are conducted over an approximate distance as close as possible to the advertised distance, and recorded data may vary accordingly. Official times refer to race times only and do not include handicap times.)

[ ] Position in running at each section and finish    TAB#    Saddle cloth number

-:--:-- No data available at this section

NA No data available

DNT Did not track

BAR# Barrier/Gate Position

DNF Did not finish

DT-W Distance travelled compared to winner in metres

Fastest split

Fastest section



Sunshine Coast QLD -  
Race 8: TAB BENCHMARK 65 Handicap - 1400m  
19 April 2026 - 5:07PM



Track Rating: Good 4, Weather: Fine, Rail Position: True Entire Circuit

Field Times                      1:25.15    1:11.20    1:00.24    0:48.52    0:36.23    0:24.12    0:12.44  
(Race Tempo)                      (0:13.95)    (0:10.96)    (0:11.72)    (0:12.29)    (0:12.11)    (0:11.69)    (0:12.44)

| Rank | TAB#   | Horse           | Overall Time  | First 400m | Top Speed km/h (Section) | L1400        | L1200       | L1000       | L800        | L600        | L400        | L200         |  |
|------|--------|-----------------|---------------|------------|--------------------------|--------------|-------------|-------------|-------------|-------------|-------------|--------------|--|
|      | (BAR#) | Jockey          | Margin (DT-W) | Last 600m  | Fastest Section (Time)   | Start - 1200 | 1200 - 1000 | 1000 - 800  | 800 - 600   | 600 - 400   | 400 - 200   | 200 - Finish |  |
| 11   | 5      | Saxon King      | 1:28.59       | 0:25.34    | 65.9 (1200-1000)         | 1:28.59      | 1:14.44 [5] | 1:03.25 [4] | 0:51.34 [4] | 0:39.17 [3] | 0:27.17 [4] | 0:14.68 [10] |  |
|      | (2)    | Micheal Hellyer | 20.2L (-1)    | 0:39.17    | 1200-1000 (0:11.18)      | (0:14.16)    | (0:11.18)   | (0:11.91)   | (0:12.17)   | (0:12.00)   | (0:12.49)   | (0:14.68)    |  |

Scratched: The Irish (#2), Big Ticket Boy (#6), Stranglehold (#7), Pireonti (#12), November Air (#14), Toroness (#16), Lone Force (#17), Dashing Mars (#19), Save The Roses (#20), Grandeur Rose (#21)

Report Created: Sun 19 April 2026

(Note: Races are conducted over an approximate distance as close as possible to the advertised distance, and recorded data may vary accordingly. Official times refer to race times only and do not include handicap times.)

[ ] Position in running at each section and finish    TAB# Saddle cloth number

-:--:-- No data available at this section

NA No data available

DNT Did not track

BAR# Barrier/Gate Position

DNF Did not finish

DT-W Distance travelled compared to winner in metres

Fastest split

Fastest section

|                                |                       |
|--------------------------------|-----------------------|
| Horse/Jockey Name              | Outakandy/Leah Martyn |
| Finish Rank                    | 1                     |
| Fastest Section Time (Section) | 0:10.96 (1200-1000)   |
| Top Speed [km/h] (Section)     | 66.9 (1200-1000)      |
| Race State                     | Finished              |



Sunshine Coast QLD

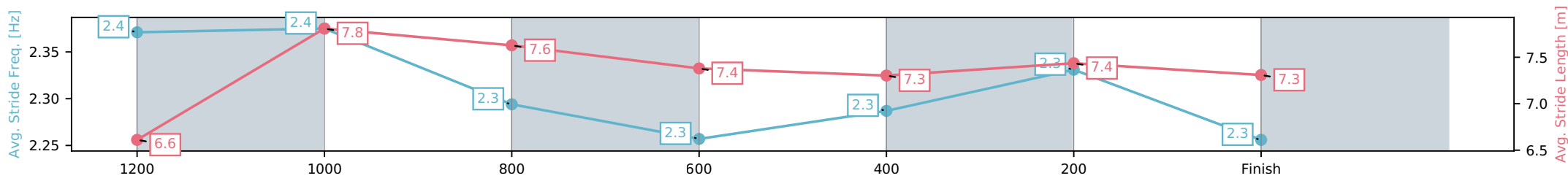
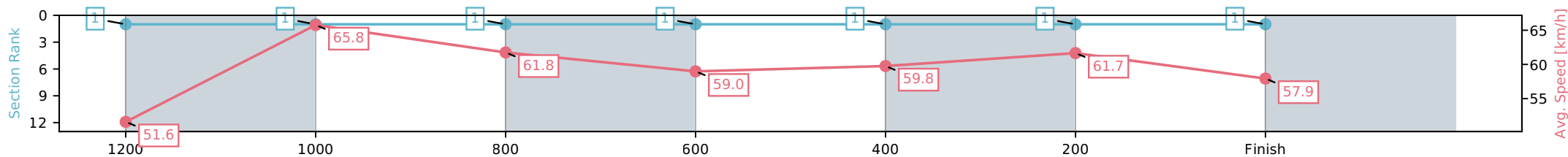
Race 8: TAB BENCHMARK 65 Handicap - 1400m



19 April 2026 - 5:07PM

Track Rating: Good 4, Weather: Fine, Rail Position: True Entire Circuit

| Section                | L1400                | L1200                    | L1000                    | L800                     | L600                     | L400                     | L200                     |
|------------------------|----------------------|--------------------------|--------------------------|--------------------------|--------------------------|--------------------------|--------------------------|
| Section Times          | 1:25.15<br>(0:13.95) | 1:11.20 [1]<br>(0:10.96) | 1:00.24 [1]<br>(0:11.72) | 0:48.52 [1]<br>(0:12.29) | 0:36.23 [1]<br>(0:12.11) | 0:24.12 [1]<br>(0:11.69) | 0:12.44 [1]<br>(0:12.44) |
| Average Speed [km/h]   | 51.6                 | 65.8                     | 61.8                     | 59.0                     | 59.8                     | 61.7                     | 57.9                     |
| Top Speed [km/h]       | 66.8                 | 66.9                     | 63.8                     | 60.5                     | 61.4                     | 62.1                     | 60.8                     |
| Avg. Dist. to Rail [m] | 13.6                 | 6.1                      | 2.5                      | 1.1                      | 1.0                      | 4.9                      | 6.6                      |
| Avg. Stride Freq. [Hz] | 2.4                  | 2.4                      | 2.3                      | 2.3                      | 2.3                      | 2.3                      | 2.3                      |
| Avg. Stride Length [m] | 6.6                  | 7.8                      | 7.6                      | 7.4                      | 7.3                      | 7.4                      | 7.3                      |



- [ ] Ranking at each section and finish
- :-:- No data available at this section
- NA No data available

|                                |                      |
|--------------------------------|----------------------|
| Horse/Jockey Name              | Rubydoo/Cejay Graham |
| Finish Rank                    | 2                    |
| Fastest Section Time (Section) | 0:11.20 (1200-1000)  |
| Top Speed [km/h] (Section)     | 65.2 (1200-1000)     |
| Race State                     | Finished             |



Sunshine Coast QLD

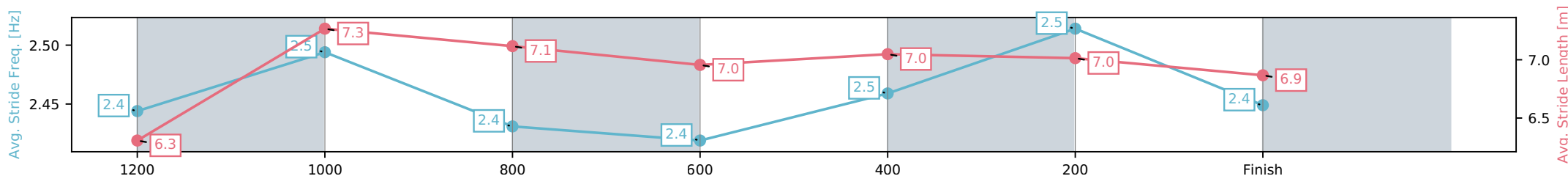
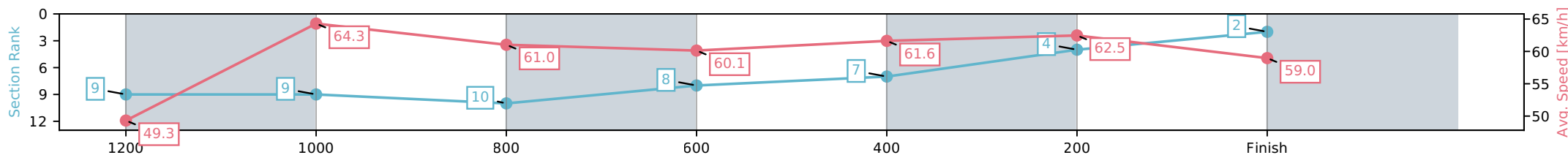
Race 8: TAB BENCHMARK 65 Handicap - 1400m

19 April 2026 - 5:07PM



Track Rating: Good 4, Weather: Fine, Rail Position: True Entire Circuit

| Section                | L1400                | L1200                    | L1000                     | L800                     | L600                     | L400                     | L200                     |
|------------------------|----------------------|--------------------------|---------------------------|--------------------------|--------------------------|--------------------------|--------------------------|
| Section Times          | 1:25.33<br>(0:14.64) | 1:10.69 [9]<br>(0:11.20) | 0:59.49 [10]<br>(0:11.87) | 0:47.62 [8]<br>(0:12.08) | 0:35.53 [7]<br>(0:11.79) | 0:23.74 [4]<br>(0:11.53) | 0:12.22 [2]<br>(0:12.22) |
| Average Speed [km/h]   | 49.3                 | 64.3                     | 61.0                      | 60.1                     | 61.6                     | 62.5                     | 59.0                     |
| Top Speed [km/h]       | 63.0                 | 65.2                     | 62.4                      | 62.2                     | 62.7                     | 63.0                     | 61.1                     |
| Avg. Dist. to Rail [m] | 12.1                 | 4.0                      | 3.1                       | 1.5                      | 1.4                      | 4.1                      | 4.5                      |
| Avg. Stride Freq. [Hz] | 2.4                  | 2.5                      | 2.4                       | 2.4                      | 2.5                      | 2.5                      | 2.4                      |
| Avg. Stride Length [m] | 6.3                  | 7.3                      | 7.1                       | 7.0                      | 7.0                      | 7.0                      | 6.9                      |



- [ ] Ranking at each section and finish
- :-:- No data available at this section
- NA No data available

|                                |                             |
|--------------------------------|-----------------------------|
| Horse/Jockey Name              | Golden Mikki/Brandon Lerena |
| Finish Rank                    | 3                           |
| Fastest Section Time (Section) | 0:11.08 (1200-1000)         |
| Top Speed [km/h] (Section)     | 66.5 (1200-1000)            |
| Race State                     | Finished                    |



Sunshine Coast QLD

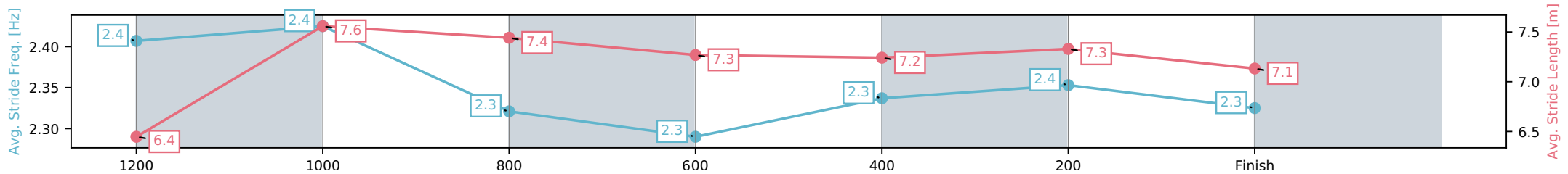
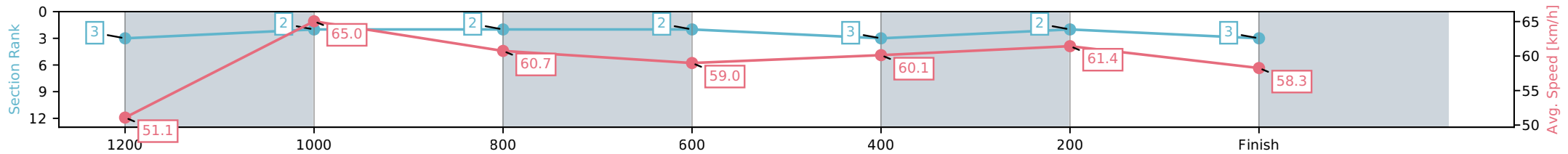
Race 8: TAB BENCHMARK 65 Handicap - 1400m



19 April 2026 - 5:07PM

Track Rating: Good 4, Weather: Fine, Rail Position: True Entire Circuit

| Section                | L1400                | L1200                    | L1000                    | L800                     | L600                     | L400                     | L200                     |
|------------------------|----------------------|--------------------------|--------------------------|--------------------------|--------------------------|--------------------------|--------------------------|
| Section Times          | 1:25.36<br>(0:14.09) | 1:11.27 [2]<br>(0:11.08) | 1:00.20 [2]<br>(0:11.91) | 0:48.28 [2]<br>(0:12.22) | 0:36.07 [3]<br>(0:12.04) | 0:24.03 [2]<br>(0:11.71) | 0:12.32 [3]<br>(0:12.32) |
| Average Speed [km/h]   | 51.1                 | 65.0                     | 60.7                     | 59.0                     | 60.1                     | 61.4                     | 58.3                     |
| Top Speed [km/h]       | 65.6                 | 66.5                     | 62.9                     | 59.7                     | 60.7                     | 62.0                     | 60.8                     |
| Avg. Dist. to Rail [m] | 9.0                  | 4.3                      | 2.1                      | 0.8                      | 1.0                      | 5.6                      | 7.7                      |
| Avg. Stride Freq. [Hz] | 2.4                  | 2.4                      | 2.3                      | 2.3                      | 2.3                      | 2.4                      | 2.3                      |
| Avg. Stride Length [m] | 6.4                  | 7.6                      | 7.4                      | 7.3                      | 7.2                      | 7.3                      | 7.1                      |



[ ] Ranking at each section and finish  
 -:-:- No data available at this section  
 NA No data available

|                                |                           |
|--------------------------------|---------------------------|
| Horse/Jockey Name              | Bit Of Grunt/Jake Bayliss |
| Finish Rank                    | 4                         |
| Fastest Section Time (Section) | 0:11.34 (1200-1000)       |
| Top Speed [km/h] (Section)     | 64.0 (1200-1000)          |
| Race State                     | Finished                  |



Sunshine Coast QLD

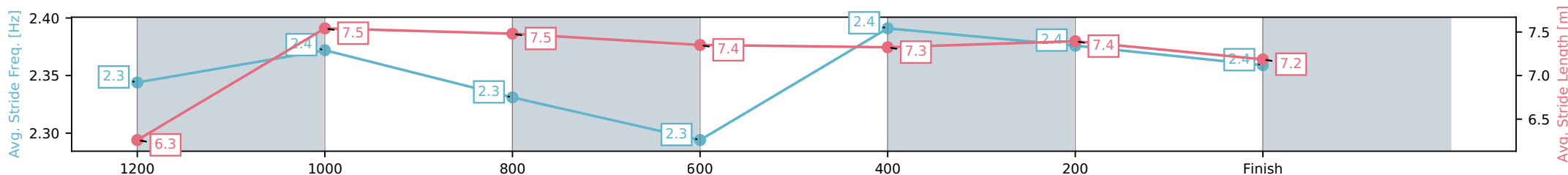
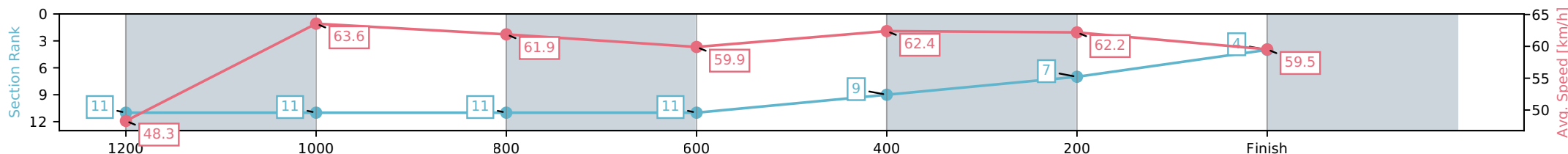
Race 8: TAB BENCHMARK 65 Handicap - 1400m

19 April 2026 - 5:07PM



Track Rating: Good 4, Weather: Fine, Rail Position: True Entire Circuit

| Section                | L1400                | L1200                     | L1000                     | L800                      | L600                     | L400                     | L200                     |
|------------------------|----------------------|---------------------------|---------------------------|---------------------------|--------------------------|--------------------------|--------------------------|
| Section Times          | 1:25.43<br>(0:14.94) | 1:10.50 [11]<br>(0:11.34) | 0:59.16 [11]<br>(0:11.70) | 0:47.46 [11]<br>(0:12.16) | 0:35.30 [9]<br>(0:11.65) | 0:23.65 [7]<br>(0:11.59) | 0:12.07 [4]<br>(0:12.07) |
| Average Speed [km/h]   | 48.3                 | 63.6                      | 61.9                      | 59.9                      | 62.4                     | 62.2                     | 59.5                     |
| Top Speed [km/h]       | 63.1                 | 64.0                      | 63.6                      | 62.3                      | 63.6                     | 62.8                     | 61.4                     |
| Avg. Dist. to Rail [m] | 13.8                 | 4.3                       | 3.3                       | 1.7                       | 1.7                      | 4.7                      | 4.5                      |
| Avg. Stride Freq. [Hz] | 2.3                  | 2.4                       | 2.3                       | 2.3                       | 2.4                      | 2.4                      | 2.4                      |
| Avg. Stride Length [m] | 6.3                  | 7.5                       | 7.5                       | 7.4                       | 7.3                      | 7.4                      | 7.2                      |



- [ ] Ranking at each section and finish
- :-:- No data available at this section
- NA No data available

|                                |                         |
|--------------------------------|-------------------------|
| Horse/Jockey Name              | Seneschal/Steph Tierney |
| Finish Rank                    | 5                       |
| Fastest Section Time (Section) | 0:11.37 (1200-1000)     |
| Top Speed [km/h] (Section)     | 64.7 (1200-1000)        |
| Race State                     | Finished                |



Sunshine Coast QLD

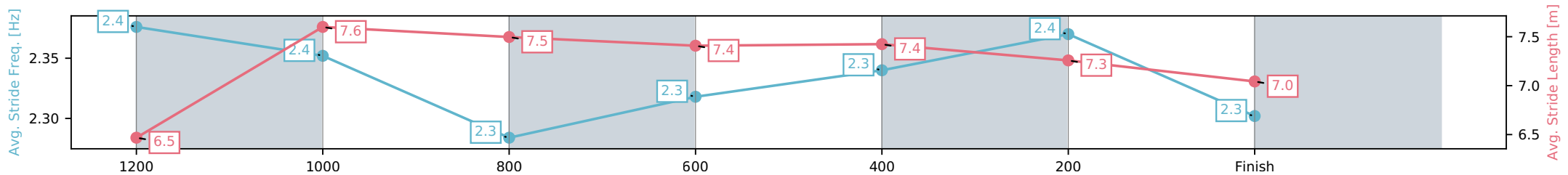
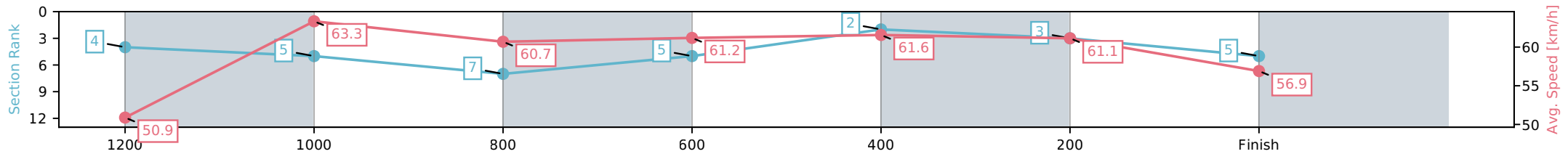
Race 8: TAB BENCHMARK 65 Handicap - 1400m



19 April 2026 - 5:07PM

Track Rating: Good 4, Weather: Fine, Rail Position: True Entire Circuit

| Section                | L1400                | L1200                    | L1000                    | L800                     | L600                     | L400                     | L200                     |
|------------------------|----------------------|--------------------------|--------------------------|--------------------------|--------------------------|--------------------------|--------------------------|
| Section Times          | 1:25.68<br>(0:14.13) | 1:11.55 [5]<br>(0:11.37) | 1:00.18 [7]<br>(0:11.98) | 0:48.20 [5]<br>(0:11.96) | 0:36.24 [2]<br>(0:11.87) | 0:24.37 [3]<br>(0:11.79) | 0:12.58 [5]<br>(0:12.58) |
| Average Speed [km/h]   | 50.9                 | 63.3                     | 60.7                     | 61.2                     | 61.6                     | 61.1                     | 56.9                     |
| Top Speed [km/h]       | 64.4                 | 64.7                     | 62.2                     | 63.0                     | 62.5                     | 62.2                     | 59.8                     |
| Avg. Dist. to Rail [m] | 11.1                 | 5.6                      | 4.2                      | 2.7                      | 2.6                      | 7.3                      | 10.1                     |
| Avg. Stride Freq. [Hz] | 2.4                  | 2.4                      | 2.3                      | 2.3                      | 2.3                      | 2.4                      | 2.3                      |
| Avg. Stride Length [m] | 6.5                  | 7.6                      | 7.5                      | 7.4                      | 7.4                      | 7.3                      | 7.0                      |



- [ ] Ranking at each section and finish
- :-:- No data available at this section
- NA No data available

|                                |                             |
|--------------------------------|-----------------------------|
| Horse/Jockey Name              | Echo Hunter/Mark Du Plessis |
| Finish Rank                    | 6                           |
| Fastest Section Time (Section) | 0:11.24 (1200-1000)         |
| Top Speed [km/h] (Section)     | 65.4 (1200-1000)            |
| Race State                     | Finished                    |



Sunshine Coast QLD

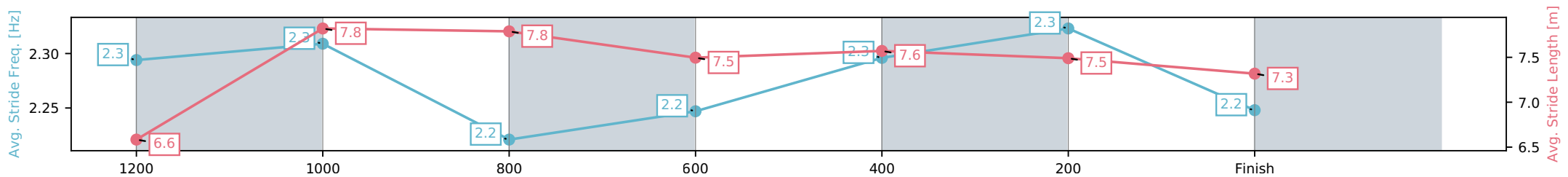
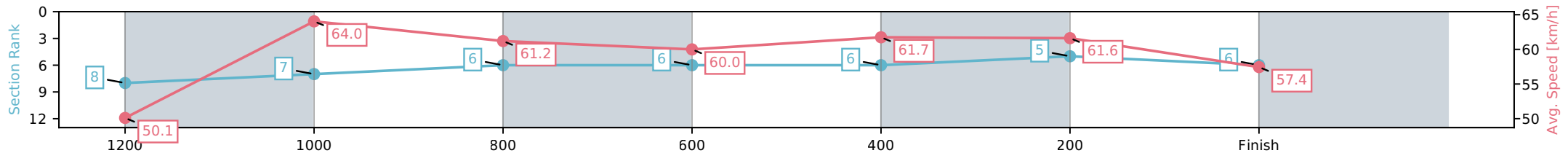
Race 8: TAB BENCHMARK 65 Handicap - 1400m

19 April 2026 - 5:07PM



Track Rating: Good 4, Weather: Fine, Rail Position: True Entire Circuit

| Section                | L1400                | L1200                    | L1000                    | L800                     | L600                     | L400                     | L200                     |
|------------------------|----------------------|--------------------------|--------------------------|--------------------------|--------------------------|--------------------------|--------------------------|
| Section Times          | 1:25.69<br>(0:14.38) | 1:11.31 [7]<br>(0:11.24) | 1:00.07 [6]<br>(0:11.86) | 0:48.21 [6]<br>(0:12.16) | 0:36.05 [6]<br>(0:11.84) | 0:24.22 [5]<br>(0:11.70) | 0:12.52 [6]<br>(0:12.52) |
| Average Speed [km/h]   | 50.1                 | 64.0                     | 61.2                     | 60.0                     | 61.7                     | 61.6                     | 57.4                     |
| Top Speed [km/h]       | 63.5                 | 65.4                     | 62.8                     | 62.0                     | 62.2                     | 62.3                     | 60.6                     |
| Avg. Dist. to Rail [m] | 9.1                  | 3.9                      | 3.1                      | 2.5                      | 2.5                      | 7.3                      | 10.3                     |
| Avg. Stride Freq. [Hz] | 2.3                  | 2.3                      | 2.2                      | 2.2                      | 2.3                      | 2.3                      | 2.2                      |
| Avg. Stride Length [m] | 6.6                  | 7.8                      | 7.8                      | 7.5                      | 7.6                      | 7.5                      | 7.3                      |



- [ ] Ranking at each section and finish
- :-:- No data available at this section
- NA No data available

|                                |                      |
|--------------------------------|----------------------|
| Horse/Jockey Name              | Farwest/Angela Jones |
| Finish Rank                    | 7                    |
| Fastest Section Time (Section) | 0:11.18 (1200-1000)  |
| Top Speed [km/h] (Section)     | 65.9 (1200-1000)     |
| Race State                     | Finished             |



Sunshine Coast QLD

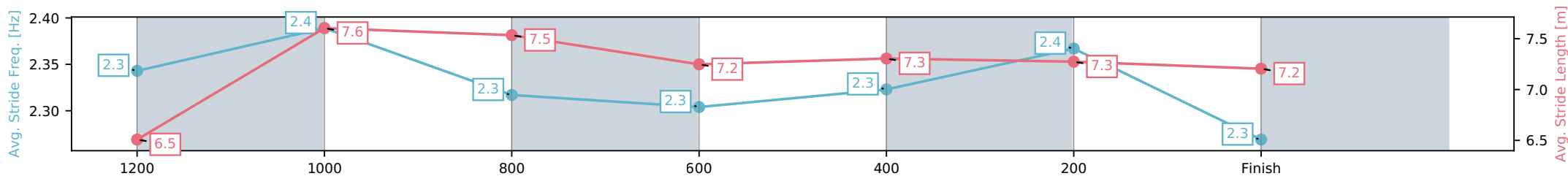
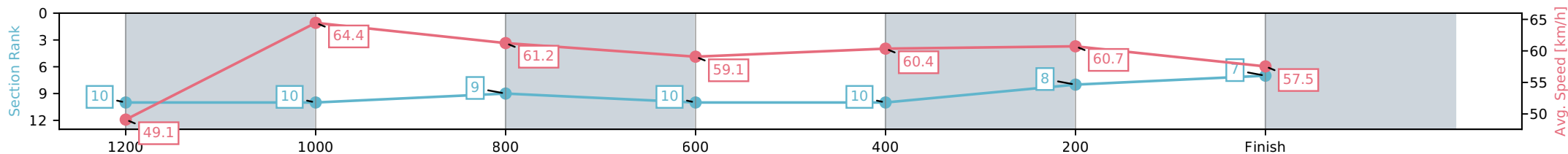
Race 8: TAB BENCHMARK 65 Handicap - 1400m

19 April 2026 - 5:07PM



Track Rating: Good 4, Weather: Fine, Rail Position: True Entire Circuit

| Section                | L1400                | L1200                     | L1000                    | L800                      | L600                      | L400                     | L200                     |
|------------------------|----------------------|---------------------------|--------------------------|---------------------------|---------------------------|--------------------------|--------------------------|
| Section Times          | 1:26.10<br>(0:14.73) | 1:11.37 [10]<br>(0:11.18) | 1:00.19 [9]<br>(0:11.78) | 0:48.41 [10]<br>(0:12.19) | 0:36.22 [10]<br>(0:11.90) | 0:24.32 [8]<br>(0:11.87) | 0:12.45 [7]<br>(0:12.45) |
| Average Speed [km/h]   | 49.1                 | 64.4                      | 61.2                     | 59.1                      | 60.4                      | 60.7                     | 57.5                     |
| Top Speed [km/h]       | 64.7                 | 65.9                      | 63.2                     | 60.5                      | 62.0                      | 62.2                     | 58.6                     |
| Avg. Dist. to Rail [m] | 10.5                 | 2.5                       | 2.0                      | 0.6                       | 0.6                       | 1.0                      | 3.9                      |
| Avg. Stride Freq. [Hz] | 2.3                  | 2.4                       | 2.3                      | 2.3                       | 2.3                       | 2.4                      | 2.3                      |
| Avg. Stride Length [m] | 6.5                  | 7.6                       | 7.5                      | 7.2                       | 7.3                       | 7.3                      | 7.2                      |



- [ ] Ranking at each section and finish
- :-:- No data available at this section
- NA No data available

|                                |                           |
|--------------------------------|---------------------------|
| Horse/Jockey Name              | Sir Memphis/Chelsea Baker |
| Finish Rank                    | 8                         |
| Fastest Section Time (Section) | 0:11.25 (1200-1000)       |
| Top Speed [km/h] (Section)     | 65.4 (1200-1000)          |
| Race State                     | Finished                  |



Sunshine Coast QLD

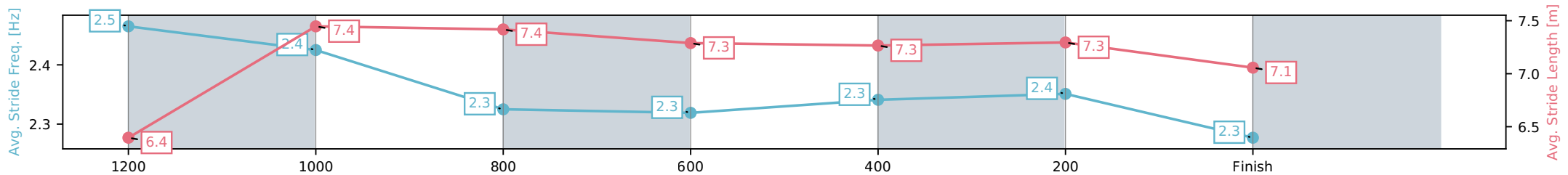
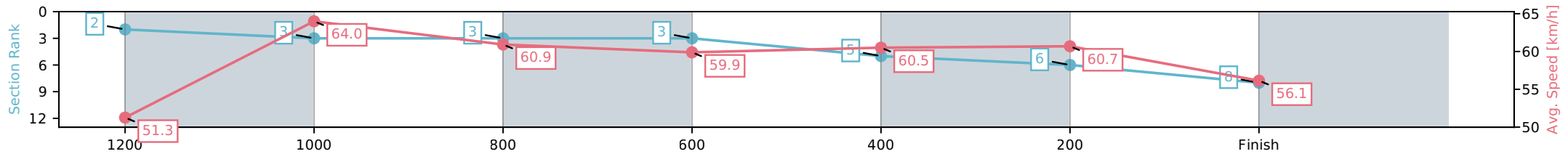
Race 8: TAB BENCHMARK 65 Handicap - 1400m

19 April 2026 - 5:07PM



Track Rating: Good 4, Weather: Fine, Rail Position: True Entire Circuit

| Section                | L1400                | L1200                    | L1000                    | L800                     | L600                     | L400                     | L200                     |
|------------------------|----------------------|--------------------------|--------------------------|--------------------------|--------------------------|--------------------------|--------------------------|
| Section Times          | 1:26.11<br>(0:14.05) | 1:12.06 [3]<br>(0:11.25) | 1:00.81 [3]<br>(0:11.91) | 0:48.90 [3]<br>(0:12.20) | 0:36.69 [5]<br>(0:12.04) | 0:24.65 [6]<br>(0:11.87) | 0:12.77 [8]<br>(0:12.77) |
| Average Speed [km/h]   | 51.3                 | 64.0                     | 60.9                     | 59.9                     | 60.5                     | 60.7                     | 56.1                     |
| Top Speed [km/h]       | 64.3                 | 65.4                     | 62.9                     | 60.5                     | 61.1                     | 61.8                     | 59.3                     |
| Avg. Dist. to Rail [m] | 7.7                  | 4.2                      | 3.4                      | 2.6                      | 2.0                      | 3.2                      | 2.3                      |
| Avg. Stride Freq. [Hz] | 2.5                  | 2.4                      | 2.3                      | 2.3                      | 2.3                      | 2.4                      | 2.3                      |
| Avg. Stride Length [m] | 6.4                  | 7.4                      | 7.4                      | 7.3                      | 7.3                      | 7.3                      | 7.1                      |



- [ ] Ranking at each section and finish
- :-:- No data available at this section
- NA No data available

|                                |                       |
|--------------------------------|-----------------------|
| Horse/Jockey Name              | Sian Star/Cody Collis |
| Finish Rank                    | 9                     |
| Fastest Section Time (Section) | 0:11.44 (1200-1000)   |
| Top Speed [km/h] (Section)     | 64.9 (1200-1000)      |
| Race State                     | Finished              |



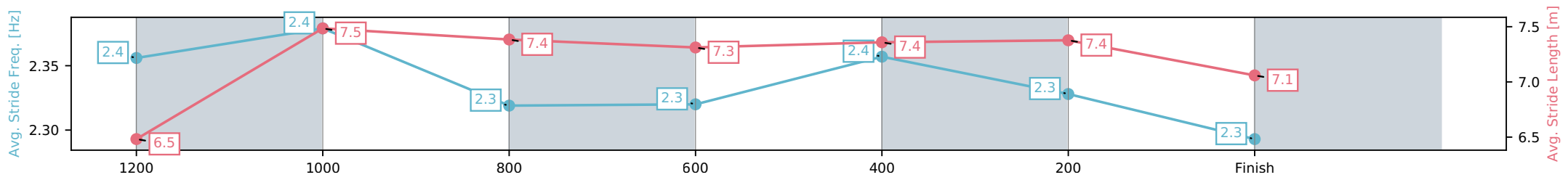
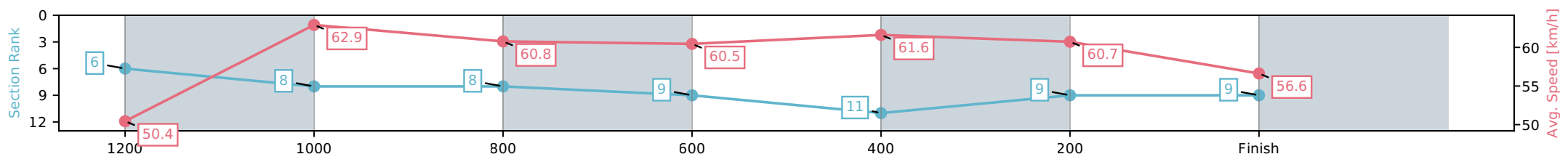
Sunshine Coast QLD  
Race 8: TAB BENCHMARK 65 Handicap - 1400m



19 April 2026 - 5:07PM

Track Rating: Good 4, Weather: Fine, Rail Position: True Entire Circuit

| Section                | L1400                | L1200                    | L1000                    | L800                     | L600                      | L400                     | L200                     |
|------------------------|----------------------|--------------------------|--------------------------|--------------------------|---------------------------|--------------------------|--------------------------|
| Section Times          | 1:26.33<br>(0:14.26) | 1:12.07 [8]<br>(0:11.44) | 1:00.62 [8]<br>(0:11.97) | 0:48.65 [9]<br>(0:12.16) | 0:36.49 [11]<br>(0:11.97) | 0:24.52 [9]<br>(0:11.86) | 0:12.66 [9]<br>(0:12.66) |
| Average Speed [km/h]   | 50.4                 | 62.9                     | 60.8                     | 60.5                     | 61.6                      | 60.7                     | 56.6                     |
| Top Speed [km/h]       | 62.9                 | 64.9                     | 61.4                     | 61.7                     | 62.2                      | 62.1                     | 59.1                     |
| Avg. Dist. to Rail [m] | 12.6                 | 5.8                      | 4.4                      | 3.7                      | 3.9                       | 7.9                      | 6.5                      |
| Avg. Stride Freq. [Hz] | 2.4                  | 2.4                      | 2.3                      | 2.3                      | 2.4                       | 2.3                      | 2.3                      |
| Avg. Stride Length [m] | 6.5                  | 7.5                      | 7.4                      | 7.3                      | 7.4                       | 7.4                      | 7.1                      |



[ ] Ranking at each section and finish  
 -:-:- No data available at this section  
 NA No data available

|                                |                         |
|--------------------------------|-------------------------|
| Horse/Jockey Name              | Ionaceltic/Rob Thorburn |
| Finish Rank                    | 10                      |
| Fastest Section Time (Section) | 0:11.22 (1200-1000)     |
| Top Speed [km/h] (Section)     | 66.2 (1400 - 1200)      |
| Race State                     | Finished                |



Sunshine Coast QLD

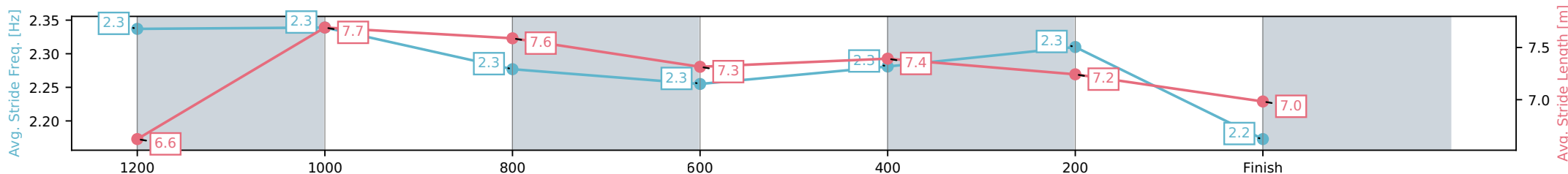
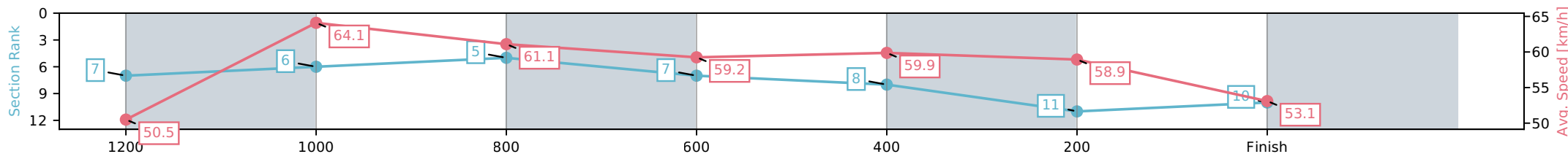
Race 8: TAB BENCHMARK 65 Handicap - 1400m



19 April 2026 - 5:07PM

Track Rating: Good 4, Weather: Fine, Rail Position: True Entire Circuit

| Section                | L1400                | L1200                    | L1000                    | L800                     | L600                     | L400                      | L200                      |
|------------------------|----------------------|--------------------------|--------------------------|--------------------------|--------------------------|---------------------------|---------------------------|
| Section Times          | 1:27.47<br>(0:14.32) | 1:13.15 [6]<br>(0:11.22) | 1:01.93 [5]<br>(0:11.87) | 0:50.06 [7]<br>(0:12.27) | 0:37.79 [8]<br>(0:12.04) | 0:25.75 [11]<br>(0:12.22) | 0:13.53 [10]<br>(0:13.53) |
| Average Speed [km/h]   | 50.5                 | 64.1                     | 61.1                     | 59.2                     | 59.9                     | 58.9                      | 53.1                      |
| Top Speed [km/h]       | 66.2                 | 64.8                     | 62.4                     | 59.9                     | 60.3                     | 60.4                      | 57.0                      |
| Avg. Dist. to Rail [m] | 7.7                  | 3.1                      | 2.6                      | 1.8                      | 0.6                      | 0.2                       | 2.2                       |
| Avg. Stride Freq. [Hz] | 2.3                  | 2.3                      | 2.3                      | 2.3                      | 2.3                      | 2.3                       | 2.2                       |
| Avg. Stride Length [m] | 6.6                  | 7.7                      | 7.6                      | 7.3                      | 7.4                      | 7.2                       | 7.0                       |



- [ ] Ranking at each section and finish
- :-:- No data available at this section
- NA No data available

|                                |                            |
|--------------------------------|----------------------------|
| Horse/Jockey Name              | Saxon King/Micheal Hellyer |
| Finish Rank                    | 11                         |
| Fastest Section Time (Section) | 0:11.18 (1200-1000)        |
| Top Speed [km/h] (Section)     | 65.9 (1200-1000)           |
| Race State                     | Finished                   |



Sunshine Coast QLD

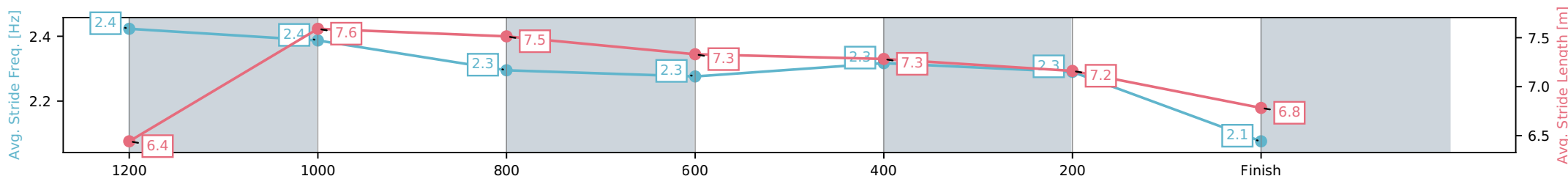
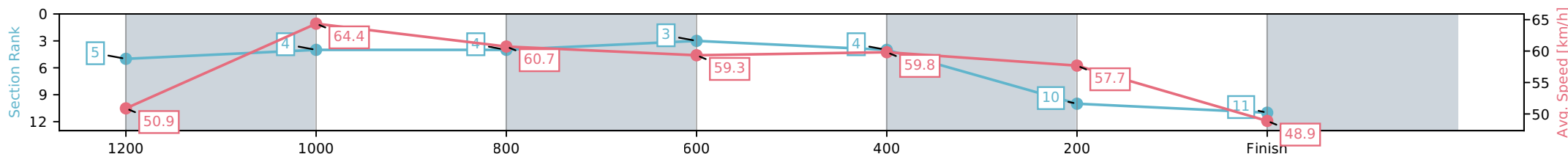
Race 8: TAB BENCHMARK 65 Handicap - 1400m



19 April 2026 - 5:07PM

Track Rating: Good 4, Weather: Fine, Rail Position: True Entire Circuit

| Section                | L1400                | L1200                    | L1000                    | L800                     | L600                     | L400                      | L200                      |
|------------------------|----------------------|--------------------------|--------------------------|--------------------------|--------------------------|---------------------------|---------------------------|
| Section Times          | 1:28.59<br>(0:14.16) | 1:14.44 [4]<br>(0:11.18) | 1:03.25 [4]<br>(0:11.91) | 0:51.34 [3]<br>(0:12.17) | 0:39.17 [4]<br>(0:12.00) | 0:27.17 [10]<br>(0:12.49) | 0:14.68 [11]<br>(0:14.68) |
| Average Speed [km/h]   | 50.9                 | 64.4                     | 60.7                     | 59.3                     | 59.8                     | 57.7                      | 48.9                      |
| Top Speed [km/h]       | 63.8                 | 65.9                     | 63.5                     | 59.8                     | 60.2                     | 59.2                      | 55.1                      |
| Avg. Dist. to Rail [m] | 5.0                  | 2.9                      | 2.6                      | 0.7                      | 0.5                      | 1.9                       | 4.3                       |
| Avg. Stride Freq. [Hz] | 2.4                  | 2.4                      | 2.3                      | 2.3                      | 2.3                      | 2.3                       | 2.1                       |
| Avg. Stride Length [m] | 6.4                  | 7.6                      | 7.5                      | 7.3                      | 7.3                      | 7.2                       | 6.8                       |



- [ ] Ranking at each section and finish
- :-:- No data available at this section
- NA No data available