



Townsville QLD

Race 1: 2YO CLASSIC 6TH JUNE QTIS Two-Year-Old Handicap - 1000m

21 April 2026 - 12:47PM

Track Rating: Good 4, Weather: Fine, Rail Position: +7.5m 1000m-W/Post, +3m Remainder



Field Times (Race Tempo) 0:56.85 0:43.79 0:33.87 0:23.21 0:11.86
 (0:13.06) (0:09.92) (0:10.66) (0:11.35) (0:11.86)

Rank	TAB#	Horse	Overall Time	First 400m	Top Speed km/h (Section)	L1000	L800	L600	L400	L200			
	(BAR#)	Jockey	Margin (DT-W)	Last 600m	Fastest Section (Time)	Start - 800	800 - 600	600 - 400	400 - 200	200 - Finish			
1	6	Tambo's Sister	0:56.85	0:23.29	72.4 (800-600)	0:56.85	0:43.71 [3]	0:33.56 [3]	0:22.96 [3]	0:11.86 [1]			
	(7)	Lacey Morrison		0:33.56	800-600 (0:10.15)	(0:13.14)	(0:10.15)	(0:10.60)	(0:11.10)	(0:11.86)			
2	2	Carlando	0:56.96	0:23.40	73.0 (800-600)	0:56.96	0:43.58 [5]	0:33.56 [4]	0:22.93 [5]	0:11.86 [4]			
	(6)	Nathan Thomas	0.7L (+0)	0:33.56	800-600 (0:10.02)	(0:13.38)	(0:10.02)	(0:10.63)	(0:11.07)	(0:11.86)			
3	4	Ask Me Edi	0:57.33	0:23.00	74.2 (800-600)	0:57.33	0:44.25 [2]	0:34.33 [2]	0:23.62 [2]	0:12.28 [3]			
	(2)	Wanderson D'Avila	2.9L (+1)	0:34.33	800-600 (0:09.92)	(0:13.08)	(0:09.92)	(0:10.71)	(0:11.34)	(0:12.28)			
4	1	Alberta Bound	0:57.37	0:22.98	74.9 (800-600)	0:57.37	0:44.31 [1]	0:34.39 [1]	0:23.73 [1]	0:12.38 [2]			
	(3)	Ivo Fry	3.1L (-1)	0:34.39	800-600 (0:09.92)	(0:13.06)	(0:09.92)	(0:10.66)	(0:11.35)	(0:12.38)			
5	7	Boomious	0:57.42	0:23.68	71.3 (800-600)	0:57.42	0:43.96 [6]	0:33.74 [6]	0:23.04 [6]	0:11.75 [6]			
	(1)	Tasha Chambers	3.4L (-1)	0:33.74	800-600 (0:10.22)	(0:13.46)	(0:10.22)	(0:10.70)	(0:11.29)	(0:11.75)			
6	9	Red Light Power	0:57.52	0:24.13	72.9 (800-600)	0:57.52	0:43.60 [8]	0:33.40 [8]	0:22.58 [8]	0:11.75 [7]			
	(8)	Chelsea Jokic	3.9L (+2)	0:33.40	800-600 (0:10.21)	(0:13.92)	(0:10.21)	(0:10.82)	(0:10.83)	(0:11.75)			
7	8	Persefono	0:57.70	0:23.43	72.6 (800-600)	0:57.70	0:44.41 [4]	0:34.27 [5]	0:23.71 [4]	0:12.43 [5]			
	(5)	Adam Sewell	5.0L (-2)	0:34.27	800-600 (0:10.14)	(0:13.29)	(0:10.14)	(0:10.56)	(0:11.28)	(0:12.43)			
8	11	Golden Glaze	0:57.84	0:23.74	71.1 (800-600)	0:57.84	0:44.37 [7]	0:34.10 [7]	0:23.33 [7]	0:12.00 [8]			
	(4)	Sean Cormack	5.8L (+1)	0:34.11	800-600 (0:10.27)	(0:13.47)	(0:10.27)	(0:10.77)	(0:11.34)	(0:12.00)			

Scratched: Wasabi Barbie (#3), Nicco Nota Fighter (#5), Scarlana (#10)

Report Created: Tue 21 April 2026

(Note: Races are conducted over an approximate distance as close as possible to the advertised distance, and recorded data may vary accordingly. Official times refer to race times only and do not include handicap times.)

[] Position in running at each section and finish TAB# Saddle cloth number
 -:-:- No data available at this section BAR# Barrier/Gate Position
 NA No data available DNF Did not finish
 DNT Did not track DT-W Distance travelled compared to winner in metres

Fastest split
 Fastest section

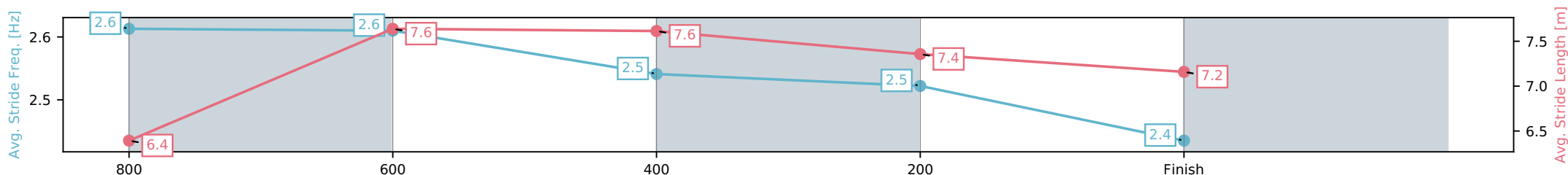
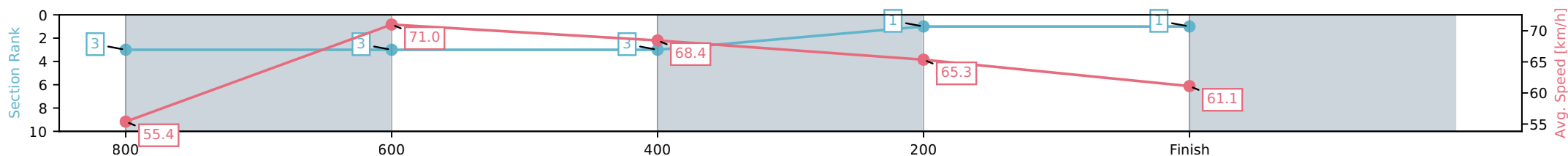
Horse/Jockey Name	Tambo's Sister/Lacey Morrison
Finish Rank	1
Fastest Section Time (Section)	0:10.15 (800-600)
Top Speed [km/h] (Section)	72.4 (800-600)
Race State	PUBLISHED



Townsville QLD --Professional-2026-04-21
 Race 1: 2YO CLASSIC 6TH JUNE QTIS Two-Year-Old Handicap - 1000m
 21 April 2026 - 12:47PM
 Track Rating: Good 4, Weather: Fine, Rail Position: +7.5m 1000m-W/ Post, +3m Remainder



Section	L1000	L800	L600	L400	L200
Section Times	0:56.85 (0:13.14)	0:43.71 [3] (0:10.15)	0:33.56 [3] (0:10.60)	0:22.96 [1] (0:11.10)	0:11.86 [1] (0:11.86)
Average Speed [km/h]	55.4	71.0	68.4	65.3	61.1
Top Speed [km/h]	71.1	72.4	69.2	67.0	63.9
Avg. Dist. to Rail [m]	4.0	0.4	1.7	4.7	3.3
Avg. Stride Freq. [Hz]	2.6	2.6	2.5	2.5	2.4
Avg. Stride Length [m]	6.4	7.6	7.6	7.4	7.2



- [] Ranking at each section and finish
- :-:- No data available at this section
- NA No data available

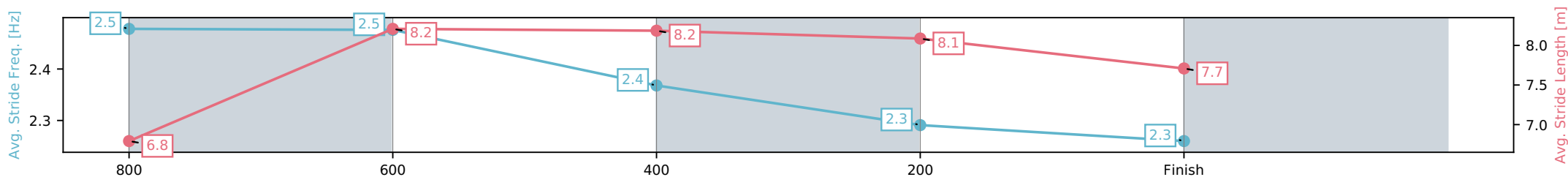
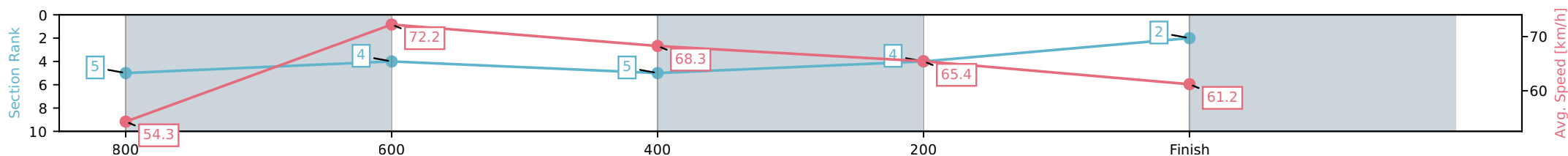
Horse/Jockey Name	Carlando/Nathan Thomas
Finish Rank	2
Fastest Section Time (Section)	0:10.02 (800-600)
Top Speed [km/h] (Section)	73.0 (800-600)
Race State	PUBLISHED



Townsville QLD --Professional-2026-04-21
 Race 1: 2YO CLASSIC 6TH JUNE QTIS Two-Year-Old
 Handicap - 1000m
 21 April 2026 - 12:47PM
 Track Rating: Good 4, Weather: Fine, Rail Position: +7.5m 1000m-W/
 Post, +3m Remainder



Section	L1000	L800	L600	L400	L200
Section Times	0:56.96 (0:13.38)	0:43.58 [4] (0:10.02)	0:33.56 [5] (0:10.63)	0:22.93 [4] (0:11.07)	0:11.86 [2] (0:11.86)
Average Speed [km/h]	54.3	72.2	68.3	65.4	61.2
Top Speed [km/h]	72.2	73.0	71.2	66.9	63.2
Avg. Dist. to Rail [m]	4.3	1.4	1.7	4.4	4.9
Avg. Stride Freq. [Hz]	2.5	2.5	2.4	2.3	2.3
Avg. Stride Length [m]	6.8	8.2	8.2	8.1	7.7



- [] Ranking at each section and finish
- :-:- No data available at this section
- NA No data available

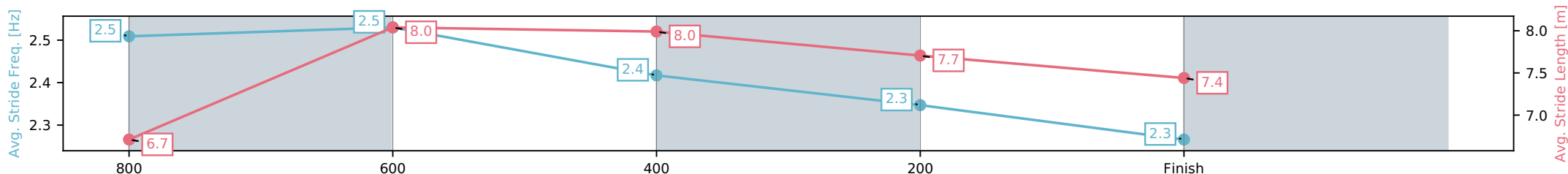
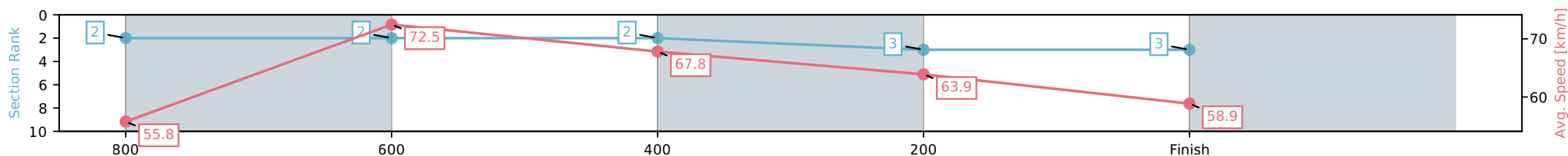
Horse/Jockey Name	Ask Me Edi/Wanderson D'Avila
Finish Rank	3
Fastest Section Time (Section)	0:09.92 (800-600)
Top Speed [km/h] (Section)	74.2 (800-600)
Race State	PUBLISHED



Townsville QLD --Professional-2026-04-21
 Race 1: 2YO CLASSIC 6TH JUNE QTIS Two-Year-Old
 Handicap - 1000m
 21 April 2026 - 12:47PM
 Track Rating: Good 4, Weather: Fine, Rail Position: +7.5m 1000m-W/
 Post, +3m Remainder



Section	L1000	L800	L600	L400	L200
Section Times	0:57.33 (0:13.08)	0:44.25 [2] (0:09.92)	0:34.33 [2] (0:10.71)	0:23.62 [3] (0:11.34)	0:12.28 [3] (0:12.28)
Average Speed [km/h]	55.8	72.5	67.8	63.9	58.9
Top Speed [km/h]	72.1	74.2	72.1	65.2	62.8
Avg. Dist. to Rail [m]	1.2	0.5	1.9	3.0	3.2
Avg. Stride Freq. [Hz]	2.5	2.5	2.4	2.3	2.3
Avg. Stride Length [m]	6.7	8.0	8.0	7.7	7.4



- [] Ranking at each section and finish
- :-:- No data available at this section
- NA No data available

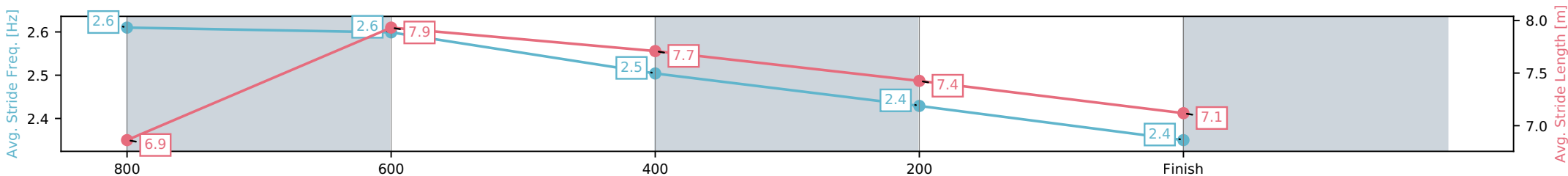
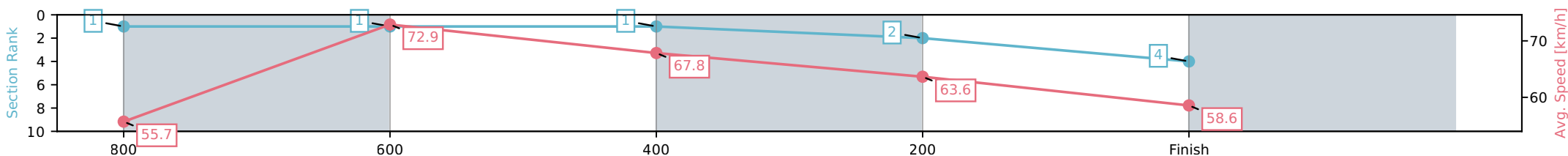
Horse/Jockey Name	Alberta Bound/Ivo Fry
Finish Rank	4
Fastest Section Time (Section)	0:09.92 (800-600)
Top Speed [km/h] (Section)	74.9 (800-600)
Race State	PUBLISHED



Townsville QLD --Professional-2026-04-21
 Race 1: 2YO CLASSIC 6TH JUNE QTIS Two-Year-Old
 Handicap - 1000m
 21 April 2026 - 12:47PM
 Track Rating: Good 4, Weather: Fine, Rail Position: +7.5m 1000m-W/
 Post, +3m Remainder



Section	L1000	L800	L600	L400	L200
Section Times	0:57.37 (0:13.06)	0:44.31 [1] (0:09.92)	0:34.39 [1] (0:10.66)	0:23.73 [2] (0:11.35)	0:12.38 [4] (0:12.38)
Average Speed [km/h]	55.7	72.9	67.8	63.6	58.6
Top Speed [km/h]	74.8	74.9	70.7	65.0	61.7
Avg. Dist. to Rail [m]	4.3	1.2	0.9	2.2	3.1
Avg. Stride Freq. [Hz]	2.6	2.6	2.5	2.4	2.4
Avg. Stride Length [m]	6.9	7.9	7.7	7.4	7.1



[] Ranking at each section and finish
 -:-:- No data available at this section
 NA No data available

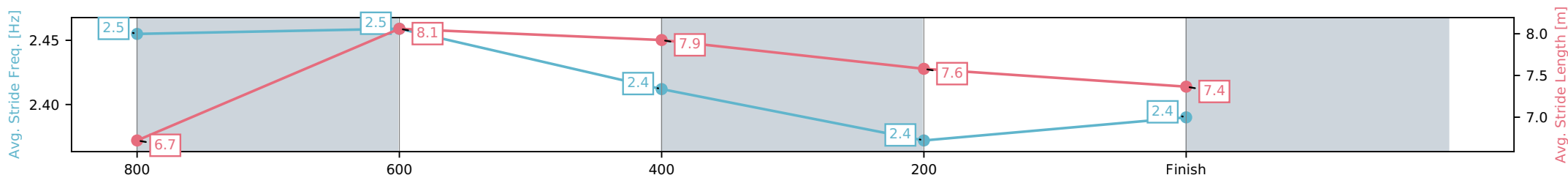
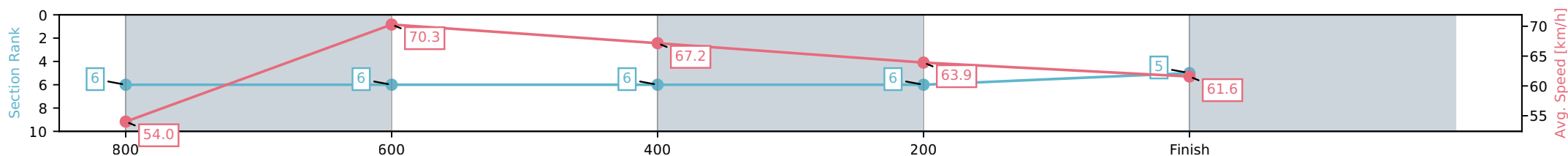
Horse/Jockey Name	Boomious/Tasha Chambers
Finish Rank	5
Fastest Section Time (Section)	0:10.22 (800-600)
Top Speed [km/h] (Section)	71.3 (800-600)
Race State	PUBLISHED



Townsville QLD --Professional-2026-04-21
 Race 1: 2YO CLASSIC 6TH JUNE QTIS Two-Year-Old
 Handicap - 1000m
 21 April 2026 - 12:47PM
 Track Rating: Good 4, Weather: Fine, Rail Position: +7.5m 1000m-W/
 Post, +3m Remainder



Section	L1000	L800	L600	L400	L200
Section Times	0:57.42 (0:13.46)	0:43.96 [6] (0:10.22)	0:33.74 [6] (0:10.70)	0:23.04 [6] (0:11.29)	0:11.75 [5] (0:11.75)
Average Speed [km/h]	54.0	70.3	67.2	63.9	61.6
Top Speed [km/h]	70.3	71.3	69.5	64.6	64.8
Avg. Dist. to Rail [m]	0.8	0.6	0.3	1.8	5.2
Avg. Stride Freq. [Hz]	2.5	2.5	2.4	2.4	2.4
Avg. Stride Length [m]	6.7	8.1	7.9	7.6	7.4



- [] Ranking at each section and finish
- :-:- No data available at this section
- NA No data available

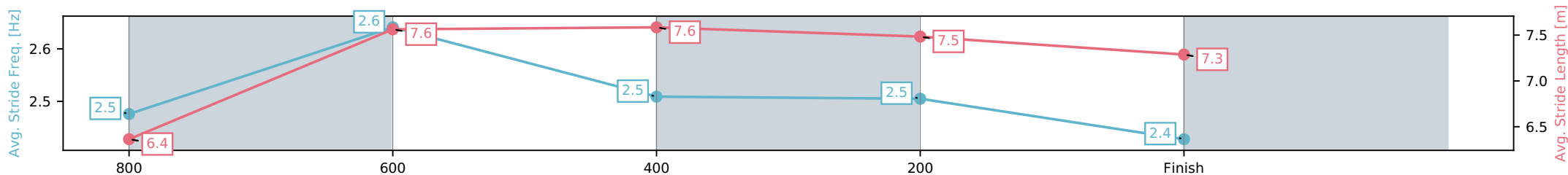
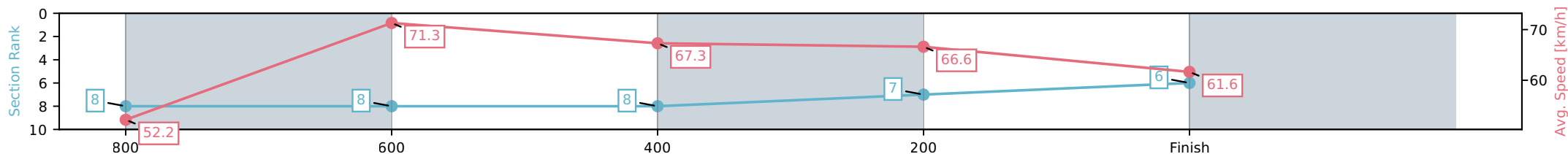
Horse/Jockey Name	Red Light Power/Chelsea Jokic
Finish Rank	6
Fastest Section Time (Section)	0:10.21 (800-600)
Top Speed [km/h] (Section)	72.9 (800-600)
Race State	PUBLISHED



Townsville QLD --Professional-2026-04-21
 Race 1: 2YO CLASSIC 6TH JUNE QTIS Two-Year-Old
 Handicap - 1000m
 21 April 2026 - 12:47PM
 Track Rating: Good 4, Weather: Fine, Rail Position: +7.5m 1000m-W/
 Post, +3m Remainder



Section	L1000	L800	L600	L400	L200
Section Times	0:57.52 (0:13.92)	0:43.60 [8] (0:10.21)	0:33.40 [8] (0:10.82)	0:22.58 [7] (0:10.83)	0:11.75 [6] (0:11.75)
Average Speed [km/h]	52.2	71.3	67.3	66.6	61.6
Top Speed [km/h]	70.4	72.9	71.0	68.2	65.8
Avg. Dist. to Rail [m]	5.9	2.6	2.6	2.3	6.4
Avg. Stride Freq. [Hz]	2.5	2.6	2.5	2.5	2.4
Avg. Stride Length [m]	6.4	7.6	7.6	7.5	7.3



- [] Ranking at each section and finish
- :-:- No data available at this section
- NA No data available

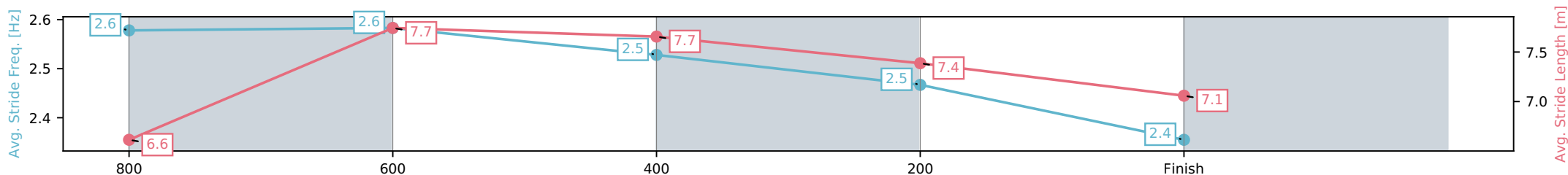
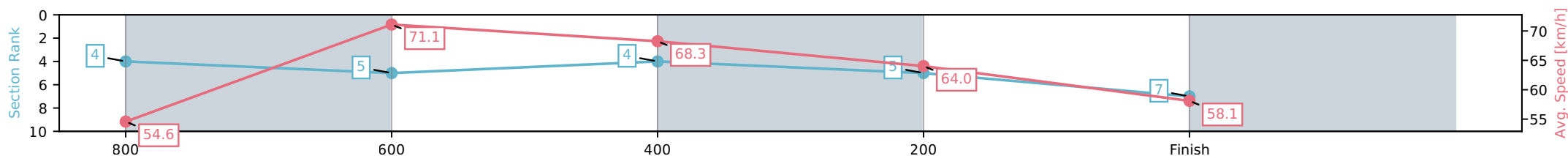
Horse/Jockey Name	Persefono/Adam Sewell
Finish Rank	7
Fastest Section Time (Section)	0:10.14 (800-600)
Top Speed [km/h] (Section)	72.6 (800-600)
Race State	PUBLISHED



Townsville QLD --Professional-2026-04-21
 Race 1: 2YO CLASSIC 6TH JUNE QTIS Two-Year-Old
 Handicap - 1000m
 21 April 2026 - 12:47PM
 Track Rating: Good 4, Weather: Fine, Rail Position: +7.5m 1000m-W/
 Post, +3m Remainder



Section	L1000	L800	L600	L400	L200
Section Times	0:57.70 (0:13.29)	0:44.41 [5] (0:10.14)	0:34.27 [4] (0:10.56)	0:23.71 [5] (0:11.28)	0:12.43 [7] (0:12.43)
Average Speed [km/h]	54.6	71.1	68.3	64.0	58.1
Top Speed [km/h]	71.8	72.6	70.8	65.8	60.9
Avg. Dist. to Rail [m]	3.7	0.6	0.4	2.2	4.3
Avg. Stride Freq. [Hz]	2.6	2.6	2.5	2.5	2.4
Avg. Stride Length [m]	6.6	7.7	7.7	7.4	7.1



- [] Ranking at each section and finish
- :-:- No data available at this section
- NA No data available

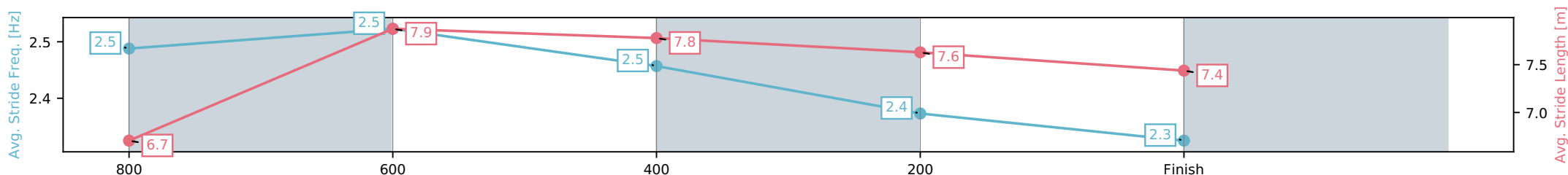
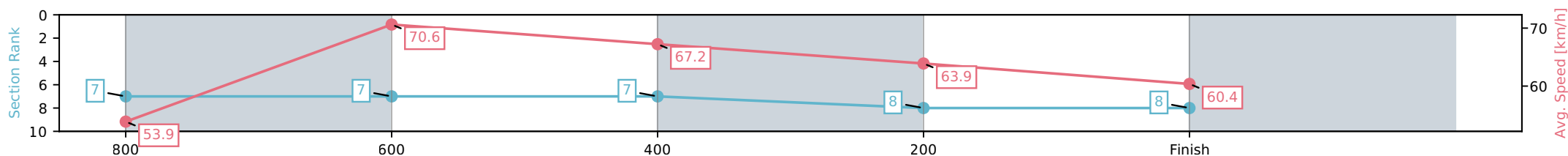
Horse/Jockey Name	Golden Glaze/Sean Cormack
Finish Rank	8
Fastest Section Time (Section)	0:10.27 (800-600)
Top Speed [km/h] (Section)	71.1 (800-600)
Race State	PUBLISHED



Townsville QLD --Professional-2026-04-21
 Race 1: 2YO CLASSIC 6TH JUNE QTIS Two-Year-Old Handicap - 1000m
 21 April 2026 - 12:47PM
 Track Rating: Good 4, Weather: Fine, Rail Position: +7.5m 1000m-W/ Post, +3m Remainder



Section	L1000	L800	L600	L400	L200
Section Times	0:57.84 (0:13.47)	0:44.37 [7] (0:10.27)	0:34.10 [7] (0:10.77)	0:23.33 [8] (0:11.34)	0:12.00 [8] (0:12.00)
Average Speed [km/h]	53.9	70.6	67.2	63.9	60.4
Top Speed [km/h]	70.6	71.1	69.3	64.5	63.7
Avg. Dist. to Rail [m]	3.8	1.8	1.3	4.1	5.8
Avg. Stride Freq. [Hz]	2.5	2.5	2.5	2.4	2.3
Avg. Stride Length [m]	6.7	7.9	7.8	7.6	7.4



- [] Ranking at each section and finish
- :-:- No data available at this section
- NA No data available



Townsville QLD

Race 2: LADBROKES PUNTER ASSIST RATINGS BAND 0 - 60 Handicap - 1000m

21 April 2026 - 1:22PM

Track Rating: Good 4, Weather: Fine, Rail Position: +7.5m 1000m-W/Post, +3m Remainder



Field Times (Race Tempo) 0:56.28 (0:12.86) 0:43.42 (0:10.02) 0:33.41 (0:10.45) 0:22.95 (0:10.95) 0:12.01 (0:12.01)

Rank	TAB#	Horse	Overall Time	First 400m	Top Speed km/h (Section)	L1000	L800	L600	L400	L200			
	(BAR#)	Jockey	Margin (DT-W)	Last 600m	Fastest Section (Time)	Start - 800	800 - 600	600 - 400	400 - 200	200 - Finish			
1	1	Maximum Power	0:56.28	0:23.19	72.3 (800-600)	0:56.28	0:43.18 [2]	0:33.09 [2]	0:22.66 [2]	0:11.91 [2]			
	(6)	Ivo Fry		0:33.09	800-600 (0:10.09)	(0:13.10)	(0:10.09)	(0:10.43)	(0:10.75)	(0:11.91)			
2	4	Coppabella Road	0:56.40	0:22.88	73.4 (800-600)	0:56.40	0:43.54 [1]	0:33.53 [1]	0:23.08 [1]	0:12.13 [1]			
	(7)	Aidan Holt	0.7L (+0)	0:33.53	800-600 (0:10.02)	(0:12.86)	(0:10.02)	(0:10.45)	(0:10.95)	(0:12.13)			
3	3	Galbalan	0:56.91	0:23.85	70.7 (800-600)	0:56.91	0:43.40 [3]	0:33.06 [4]	0:22.67 [4]	0:11.90 [4]			
	(4)	Chelsea Jokic	3.7L (-2)	0:33.06	800-600 (0:10.34)	(0:13.51)	(0:10.34)	(0:10.39)	(0:10.77)	(0:11.90)			
4	2	Golden Octavian	0:57.04	0:24.23	70.6 (600-400)	0:57.04	0:43.23 [6]	0:32.81 [6]	0:22.42 [5]	0:11.66 [5]			
	(1)	Ryan Wiggins	4.5L (-2)	0:32.82	600-400 (0:10.39)	(0:13.81)	(0:10.42)	(0:10.39)	(0:10.77)	(0:11.66)			
5	5	Office Politics	0:57.15	0:23.79	71.2 (800-600)	0:57.15	0:43.64 [4]	0:33.36 [3]	0:23.05 [3]	0:12.16 [3]			
	(2)	Tasha Chambers	5.1L (-2)	0:33.36	800-600 (0:10.28)	(0:13.51)	(0:10.28)	(0:10.31)	(0:10.89)	(0:12.16)			
6	8	Line Of Kings	0:57.16	0:24.65	70.6 (800-600)	0:57.16	0:43.06 [7]	0:32.51 [7]	0:22.12 [7]	0:11.48 [6]			
	(3)	Olivia Kendal	5.2L (+5)	0:32.52	600-400 (0:10.39)	(0:14.10)	(0:10.55)	(0:10.39)	(0:10.65)	(0:11.48)			
7	6	Wired For Fun	0:57.18	0:24.20	69.9 (800-600)	0:57.18	0:43.45 [5]	0:32.98 [5]	0:22.40 [6]	0:11.48 [7]			
	(5)	Lacey Morrison	5.3L (-1)	0:32.97	800-600 (0:10.47)	(0:13.73)	(0:10.47)	(0:10.58)	(0:10.91)	(0:11.48)			

Scratched: Mister Tia (#7)

Report Created: Tue 21 April 2026

(Note: Races are conducted over an approximate distance as close as possible to the advertised distance, and recorded data may vary accordingly. Official times refer to race times only and do not include handicap times.)

[] Position in running at each section and finish TAB# Saddle cloth number

Fastest split

-:--:-- No data available at this section

BAR# Barrier/Gate Position

Fastest section

NA No data available

DNF Did not finish

DNT Did not track

DT-W Distance travelled compared to winner in metres

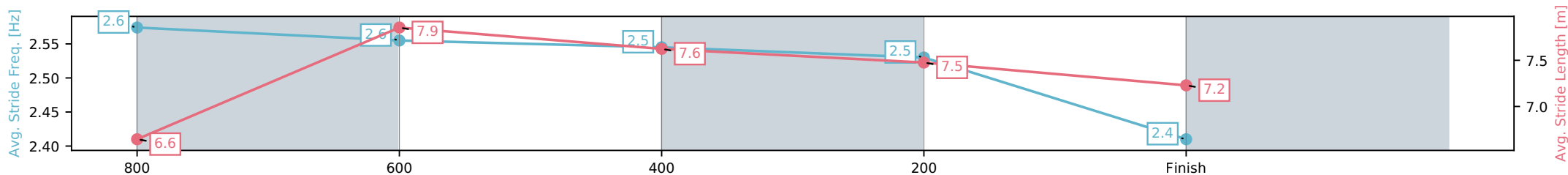
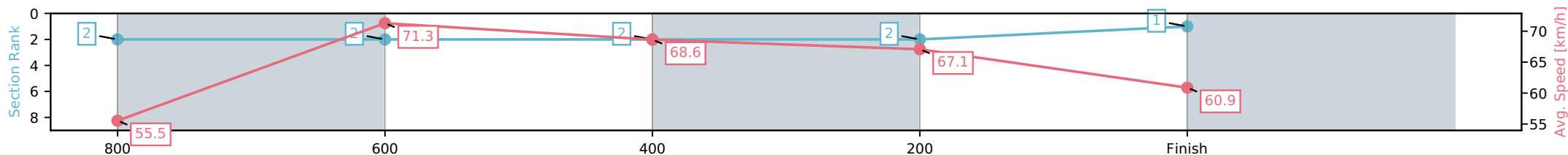
Horse/Jockey Name	Maximum Power/Ivo Fry
Finish Rank	1
Fastest Section Time (Section)	0:10.09 (800-600)
Top Speed [km/h] (Section)	72.3 (800-600)
Race State	Finished



Townsville QLD --Professional-2026-04-21
 Race 2: LADBROKES PUNTER ASSIST RATINGS BAND 0 - 60 Handicap - 1000m
 21 April 2026 - 1:22PM
 Track Rating: Good 4, Weather: Fine, Rail Position: +7.5m 1000m-W/ Post, +3m Remainder



Section	L1000	L800	L600	L400	L200
Section Times	0:56.28 (0:13.10)	0:43.18 [2] (0:10.09)	0:33.09 [2] (0:10.43)	0:22.66 [2] (0:10.75)	0:11.91 [1] (0:11.91)
Average Speed [km/h]	55.5	71.3	68.6	67.1	60.9
Top Speed [km/h]	71.7	72.3	69.7	68.7	64.3
Avg. Dist. to Rail [m]	5.0	0.9	1.2	1.0	3.4
Avg. Stride Freq. [Hz]	2.6	2.6	2.5	2.5	2.4
Avg. Stride Length [m]	6.6	7.9	7.6	7.5	7.2



- [] Ranking at each section and finish
- :-:- No data available at this section
- NA No data available

Horse/Jockey Name	Coppabella Road/Aidan Holt
Finish Rank	2
Fastest Section Time (Section)	0:10.02 (800-600)
Top Speed [km/h] (Section)	73.4 (800-600)
Race State	Finished



Townsville QLD --Professional-2026-04-21

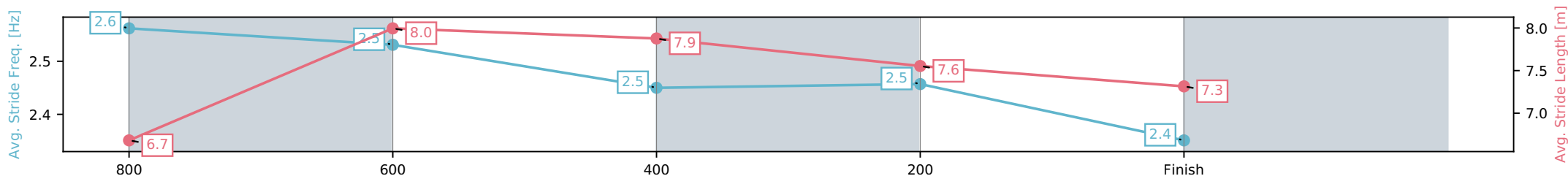
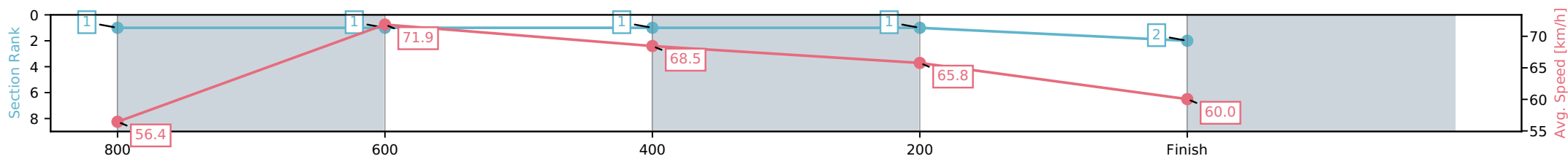
Race 2: LADBROKES PUNTER ASSIST RATINGS BAND 0 - 60 Handicap - 1000m

21 April 2026 - 1:22PM

Track Rating: Good 4, Weather: Fine, Rail Position: +7.5m 1000m-W/ Post, +3m Remainder



Section	L1000	L800	L600	L400	L200
Section Times	0:56.40 (0:12.86)	0:43.54 [1] (0:10.02)	0:33.53 [1] (0:10.45)	0:23.08 [1] (0:10.95)	0:12.13 [2] (0:12.13)
Average Speed [km/h]	56.4	71.9	68.5	65.8	60.0
Top Speed [km/h]	73.2	73.4	70.5	67.5	64.2
Avg. Dist. to Rail [m]	5.9	0.8	1.2	1.3	1.8
Avg. Stride Freq. [Hz]	2.6	2.5	2.5	2.5	2.4
Avg. Stride Length [m]	6.7	8.0	7.9	7.6	7.3



- [] Ranking at each section and finish
- :-:- No data available at this section
- NA No data available

Horse/Jockey Name	Galbalan/Chelsea Jokic
Finish Rank	3
Fastest Section Time (Section)	0:10.34 (800-600)
Top Speed [km/h] (Section)	70.7 (800-600)
Race State	Finished



Townsville QLD --Professional-2026-04-21

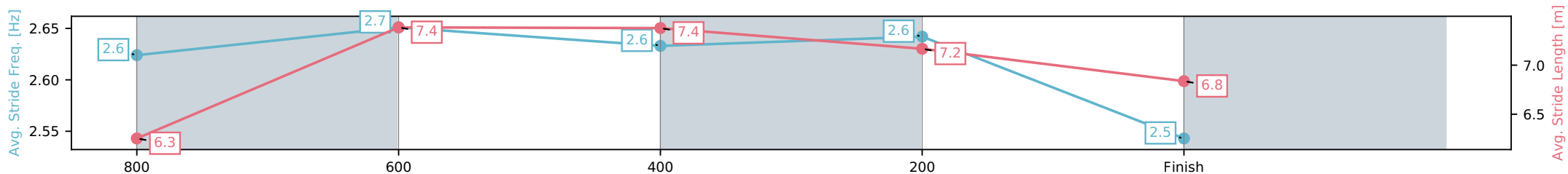
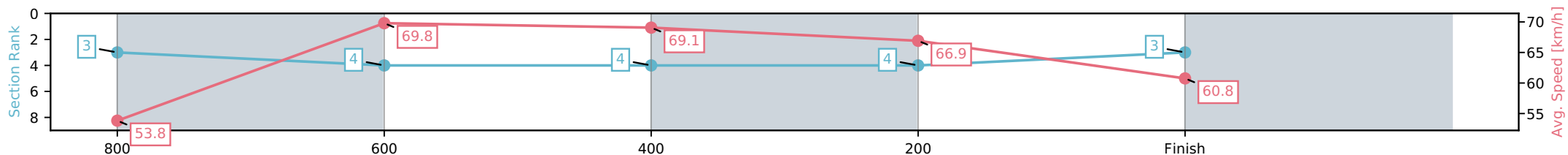
Race 2: LADBROKES PUNTER ASSIST RATINGS BAND 0 - 60 Handicap - 1000m

21 April 2026 - 1:22PM

Track Rating: Good 4, Weather: Fine, Rail Position: +7.5m 1000m-W/ Post, +3m Remainder



Section	L1000	L800	L600	L400	L200
Section Times	0:56.91 (0:13.51)	0:43.40 [4] (0:10.34)	0:33.06 [4] (0:10.39)	0:22.67 [4] (0:10.77)	0:11.90 [3] (0:11.90)
Average Speed [km/h]	53.8	69.8	69.1	66.9	60.8
Top Speed [km/h]	69.5	70.7	69.8	68.6	64.5
Avg. Dist. to Rail [m]	3.6	0.8	0.5	2.0	5.1
Avg. Stride Freq. [Hz]	2.6	2.7	2.6	2.6	2.5
Avg. Stride Length [m]	6.3	7.4	7.4	7.2	6.8



- [] Ranking at each section and finish
- :-:- No data available at this section
- NA No data available

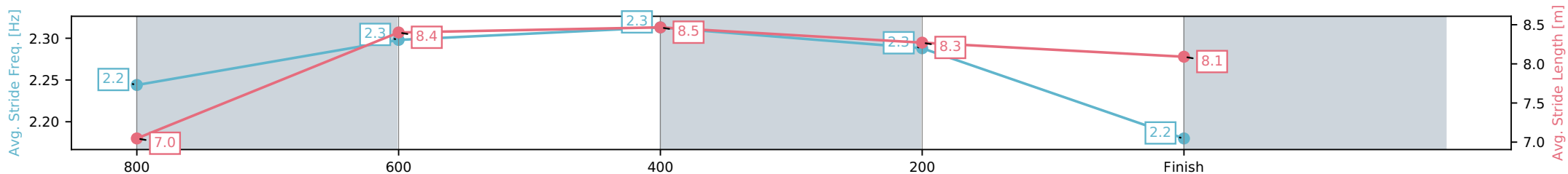
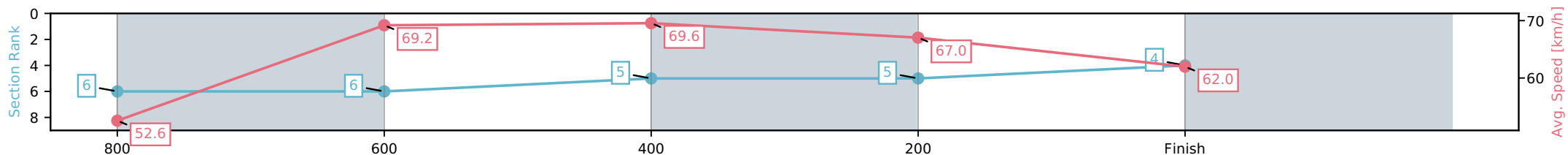
Horse/Jockey Name	Golden Octavian/Ryan Wiggins
Finish Rank	4
Fastest Section Time (Section)	0:10.39 (600-400)
Top Speed [km/h] (Section)	70.6 (600-400)
Race State	Finished



Townsville QLD --Professional-2026-04-21
 Race 2: LADBROKES PUNTER ASSIST RATINGS BAND 0 - 60 Handicap - 1000m
 21 April 2026 - 1:22PM
 Track Rating: Good 4, Weather: Fine, Rail Position: +7.5m 1000m-W/ Post, +3m Remainder



Section	L1000	L800	L600	L400	L200
Section Times	0:57.04 (0:13.81)	0:43.23 [6] (0:10.42)	0:32.81 [5] (0:10.39)	0:22.42 [5] (0:10.77)	0:11.66 [4] (0:11.66)
Average Speed [km/h]	52.6	69.2	69.6	67.0	62.0
Top Speed [km/h]	68.1	69.7	70.6	68.5	65.6
Avg. Dist. to Rail [m]	2.4	0.6	0.8	2.3	3.2
Avg. Stride Freq. [Hz]	2.2	2.3	2.3	2.3	2.2
Avg. Stride Length [m]	7.0	8.4	8.5	8.3	8.1



- [] Ranking at each section and finish
- :-:- No data available at this section
- NA No data available

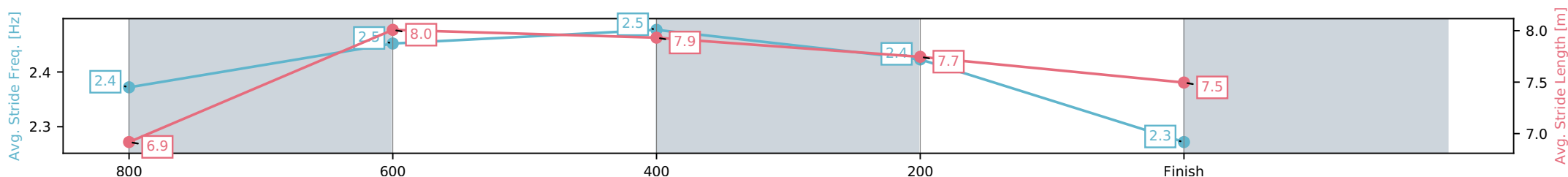
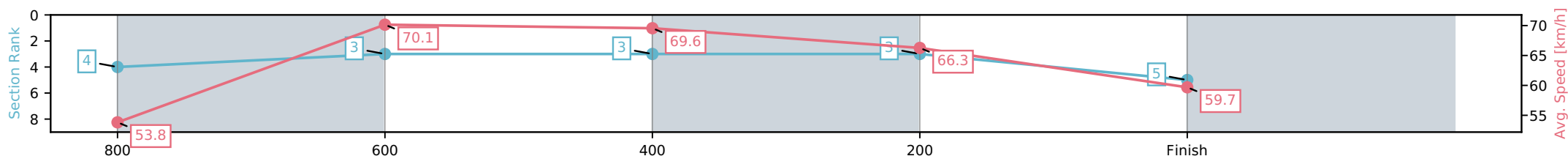
Horse/Jockey Name	Office Politics/Tasha Chambers
Finish Rank	5
Fastest Section Time (Section)	0:10.28 (800-600)
Top Speed [km/h] (Section)	71.2 (800-600)
Race State	Finished



Townsville QLD --Professional-2026-04-21
 Race 2: LADBROKES PUNTER ASSIST RATINGS BAND 0 - 60 Handicap - 1000m
 21 April 2026 - 1:22PM
 Track Rating: Good 4, Weather: Fine, Rail Position: +7.5m 1000m-W/ Post, +3m Remainder



Section	L1000	L800	L600	L400	L200
Section Times	0:57.15 (0:13.51)	0:43.64 [3] (0:10.28)	0:33.36 [3] (0:10.31)	0:23.05 [3] (0:10.89)	0:12.16 [5] (0:12.16)
Average Speed [km/h]	53.8	70.1	69.6	66.3	59.7
Top Speed [km/h]	70.3	71.2	70.5	67.7	63.5
Avg. Dist. to Rail [m]	2.7	0.8	1.0	1.9	4.9
Avg. Stride Freq. [Hz]	2.4	2.5	2.5	2.4	2.3
Avg. Stride Length [m]	6.9	8.0	7.9	7.7	7.5



- [] Ranking at each section and finish
- :-:- No data available at this section
- NA No data available

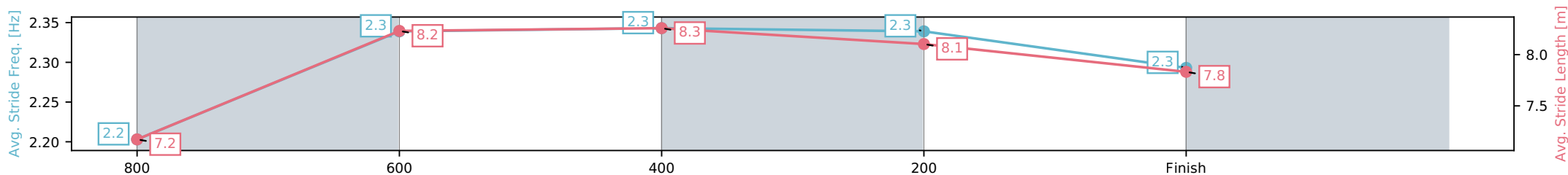
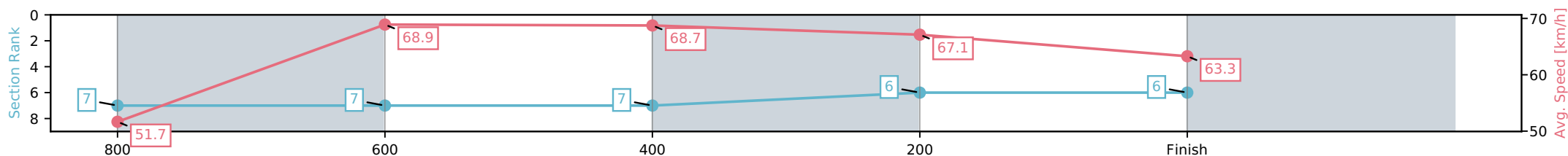
Horse/Jockey Name	Line Of Kings/Olivia Kendal
Finish Rank	6
Fastest Section Time (Section)	0:10.39 (600-400)
Top Speed [km/h] (Section)	70.6 (800-600)
Race State	Finished



Townsville QLD --Professional-2026-04-21
 Race 2: LADBROKES PUNTER ASSIST RATINGS BAND 0 - 60 Handicap - 1000m
 21 April 2026 - 1:22PM
 Track Rating: Good 4, Weather: Fine, Rail Position: +7.5m 1000m-W/ Post, +3m Remainder



Section	L1000	L800	L600	L400	L200
Section Times	0:57.16 (0:14.10)	0:43.06 [7] (0:10.55)	0:32.51 [7] (0:10.39)	0:22.12 [6] (0:10.65)	0:11.48 [6] (0:11.48)
Average Speed [km/h]	51.7	68.9	68.7	67.1	63.3
Top Speed [km/h]	66.7	70.6	70.2	69.1	65.6
Avg. Dist. to Rail [m]	3.5	2.1	2.2	2.0	1.7
Avg. Stride Freq. [Hz]	2.2	2.3	2.3	2.3	2.3
Avg. Stride Length [m]	7.2	8.2	8.3	8.1	7.8



- [] Ranking at each section and finish
- :-:- No data available at this section
- NA No data available

Horse/Jockey Name	Wired For Fun/Lacey Morrison
Finish Rank	7
Fastest Section Time (Section)	0:10.47 (800-600)
Top Speed [km/h] (Section)	69.9 (800-600)
Race State	Finished



Townsville QLD --Professional-2026-04-21

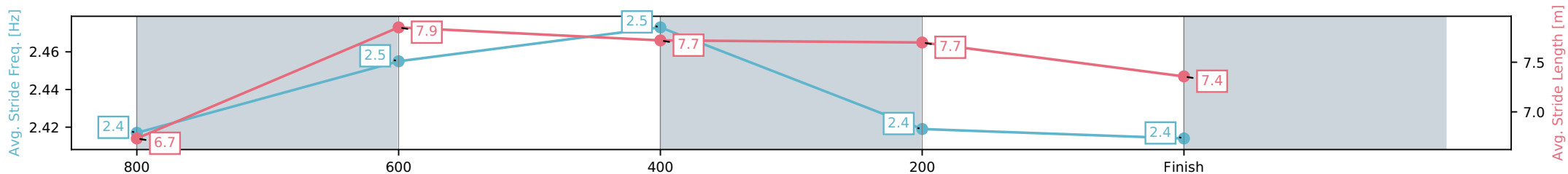
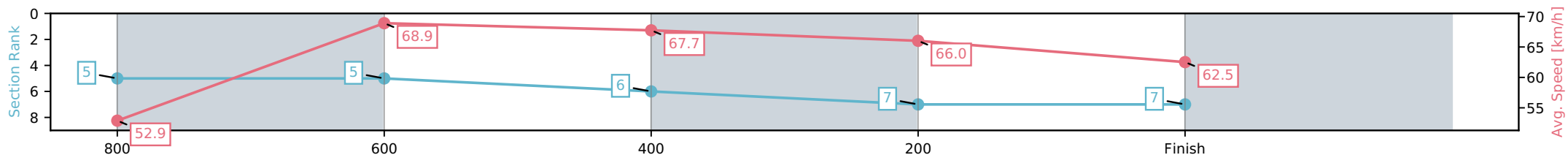
Race 2: LADBROKES PUNTER ASSIST RATINGS BAND 0 - 60 Handicap - 1000m

21 April 2026 - 1:22PM

Track Rating: Good 4, Weather: Fine, Rail Position: +7.5m 1000m-W/ Post, +3m Remainder



Section	L1000	L800	L600	L400	L200
Section Times	0:57.18 (0:13.73)	0:43.45 [5] (0:10.47)	0:32.98 [6] (0:10.58)	0:22.40 [7] (0:10.91)	0:11.48 [7] (0:11.48)
Average Speed [km/h]	52.9	68.9	67.7	66.0	62.5
Top Speed [km/h]	67.6	69.9	69.4	67.6	64.2
Avg. Dist. to Rail [m]	5.1	1.1	0.8	1.3	4.6
Avg. Stride Freq. [Hz]	2.4	2.5	2.5	2.4	2.4
Avg. Stride Length [m]	6.7	7.9	7.7	7.7	7.4



- [] Ranking at each section and finish
- :-:- No data available at this section
- NA No data available



Townsville QLD

Race 3: MITAVITE Maiden Handicap (QTIS bonuses applicable 2&3YO Only) - 1000m

21 April 2026 - 1:58PM

Track Rating: Good 4, Weather: Fine, Rail Position: +7.5m 1000m-W/Post, +3m Remainder



Field Times (Race Tempo) 0:56.77 0:43.90 0:33.75 0:23.10 0:11.98
 (0:12.87) (0:10.15) (0:10.65) (0:11.12) (0:11.98)

Rank	TAB#	Horse	Overall Time	First 400m	Top Speed km/h (Section)	L1000	L800	L600	L400	L200			
	(BAR#)	Jockey	Margin (DT-W)	Last 600m	Fastest Section (Time)	Start - 800	800 - 600	600 - 400	400 - 200	200 - Finish			
1	3	Breeches	0:56.77	0:23.14	72.4 (800-600)	0:56.77	0:43.76 [2]	0:33.63 [2]	0:23.02 [2]	0:11.98 [2]			
	(6)	Ryan Wiggins		0:33.63	800-600 (0:10.13)	(0:13.01)	(0:10.13)	(0:10.60)	(0:11.05)	(0:11.98)			
2	4	Amber Affair	0:56.98	0:23.66	71.3 (800-600)	0:56.98	0:43.63 [6]	0:33.32 [5]	0:22.63 [5]	0:11.83 [3]			
	(3)	Chris Whiteley	1.2L (+2)	0:33.32	800-600 (0:10.31)	(0:13.35)	(0:10.31)	(0:10.68)	(0:10.81)	(0:11.83)			
3	1	Agnar	0:57.05	0:23.87	73.0 (1000 - 800)	0:57.05	0:43.71 [5]	0:33.19 [6]	0:22.64 [6]	0:11.69 [6]			
	(5)	Tahlia Fenlon	1.7L (+4)	0:33.19	800-600 (0:10.53)	(0:13.34)	(0:10.53)	(0:10.55)	(0:10.95)	(0:11.69)			
4	7	Booming Belief	0:57.07	0:23.46	71.7 (800-600)	0:57.07	0:43.91 [3]	0:33.61 [4]	0:22.94 [4]	0:11.90 [4]			
	(8)	Lacey Morrison	1.8L (+2)	0:33.61	800-600 (0:10.30)	(0:13.16)	(0:10.30)	(0:10.67)	(0:11.04)	(0:11.90)			
5	10	Yes Ma	0:57.18	0:23.02	72.7 (800-600)	0:57.18	0:44.31 [1]	0:34.16 [1]	0:23.51 [1]	0:12.39 [1]			
	(1)	Olivia Kendal	2.4L (+1)	0:34.16	800-600 (0:10.15)	(0:12.87)	(0:10.15)	(0:10.65)	(0:11.12)	(0:12.39)			
6	2	Nicco Nota Fighter	0:57.26	0:23.38	72.1 (800-600)	0:57.26	0:44.02 [4]	0:33.88 [3]	0:23.23 [3]	0:12.09 [5]			
	(4)	Nathan Thomas	2.9L (-1)	0:33.88	800-600 (0:10.14)	(0:13.24)	(0:10.14)	(0:10.65)	(0:11.14)	(0:12.09)			
7	8	Instigate	0:58.17	0:24.27	70.1 (800-600)	0:58.17	0:44.55 [7]	0:33.90 [7]	0:23.14 [7]	0:11.95 [7]			
	(9)	Wanderson D'Avila	8.2L (+0)	0:33.90	800-600 (0:10.65)	(0:13.62)	(0:10.65)	(0:10.76)	(0:11.19)	(0:11.95)			
8	6	Evita Lass	0:58.85	0:24.28	70.0 (800-600)	0:58.85	0:45.11 [8]	0:34.57 [8]	0:23.76 [8]	0:12.48 [8]			
	(7)	Ivo Fry	12.2L (-1)	0:34.56	800-600 (0:10.54)	(0:13.74)	(0:10.54)	(0:10.81)	(0:11.27)	(0:12.48)			
9	5	Ballandella Street	0:59.42	0:24.58	67.7 (600-400)	0:59.42	0:45.57 [9]	0:34.84 [9]	0:23.76 [9]	0:12.18 [9]			
	(2)	Tasha Chambers	15.6L (+0)	0:34.84	800-600 (0:10.73)	(0:13.85)	(0:10.73)	(0:11.08)	(0:11.58)	(0:12.18)			

Scratched: Valadore (#9)

Report Created: Tue 21 April 2026

(Note: Races are conducted over an approximate distance as close as possible to the advertised distance, and recorded data may vary accordingly. Official times refer to race times only and do not include handicap times.)

[] Position in running at each section and finish TAB# Saddle cloth number
 -:-:- No data available at this section BAR# Barrier/Gate Position
 NA No data available DNF Did not finish
 DNT Did not track DT-W Distance travelled compared to winner in metres

Fastest split
 Fastest section

Horse/Jockey Name	Breeches/Ryan Wiggins
Finish Rank	1
Fastest Section Time (Section)	0:10.13 (800-600)
Top Speed [km/h] (Section)	72.4 (800-600)
Race State	Finished



Townsville QLD --Professional-2026-04-21

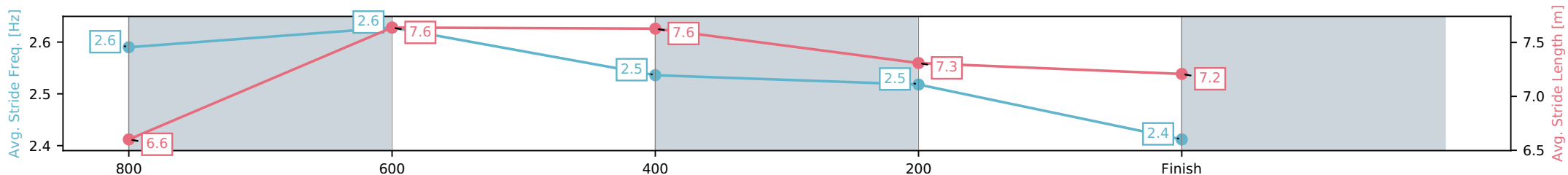
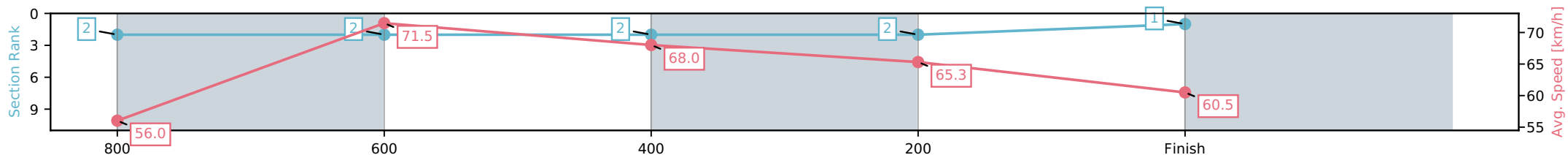
Race 3: MITAVITE Maiden Handicap (QTIS bonuses applicable 2&3YO Only) - 1000m

21 April 2026 - 1:58PM

Track Rating: Good 4, Weather: Fine, Rail Position: +7.5m 1000m-W/ Post, +3m Remainder



Section	L1000	L800	L600	L400	L200
Section Times	0:56.77 (0:13.01)	0:43.76 [2] (0:10.13)	0:33.63 [2] (0:10.60)	0:23.02 [2] (0:11.05)	0:11.98 [1] (0:11.98)
Average Speed [km/h]	56.0	71.5	68.0	65.3	60.5
Top Speed [km/h]	71.6	72.4	71.0	66.9	64.3
Avg. Dist. to Rail [m]	5.9	1.7	0.3	2.3	2.4
Avg. Stride Freq. [Hz]	2.6	2.6	2.5	2.5	2.4
Avg. Stride Length [m]	6.6	7.6	7.6	7.3	7.2



- [] Ranking at each section and finish
- :-:- No data available at this section
- NA No data available

Horse/Jockey Name	Amber Affair/Chris Whiteley
Finish Rank	2
Fastest Section Time (Section)	0:10.31 (800-600)
Top Speed [km/h] (Section)	71.3 (800-600)
Race State	Finished



Townsville QLD --Professional-2026-04-21

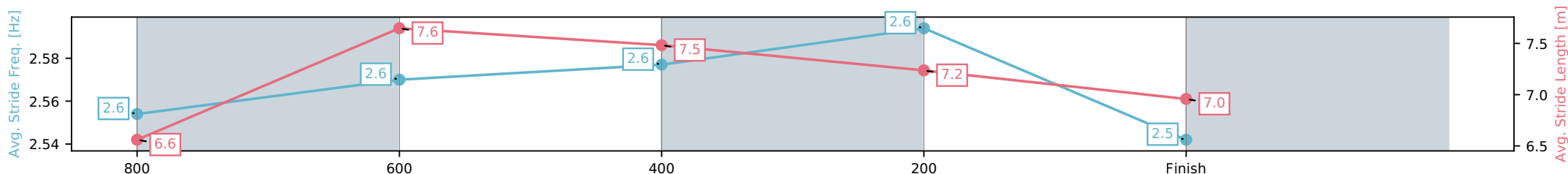
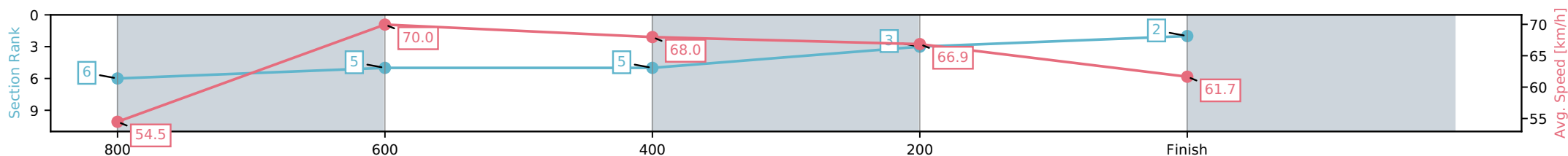
Race 3: MITAVITE Maiden Handicap (QTIS bonuses applicable 2&3YO Only) - 1000m

21 April 2026 - 1:58PM

Track Rating: Good 4, Weather: Fine, Rail Position: +7.5m 1000m-W/ Post, +3m Remainder



Section	L1000	L800	L600	L400	L200
Section Times	0:56.98 (0:13.35)	0:43.63 [5] (0:10.31)	0:33.32 [5] (0:10.68)	0:22.63 [3] (0:10.81)	0:11.83 [2] (0:11.83)
Average Speed [km/h]	54.5	70.0	68.0	66.9	61.7
Top Speed [km/h]	70.1	71.3	70.3	68.7	65.9
Avg. Dist. to Rail [m]	3.2	0.6	1.6	4.1	4.9
Avg. Stride Freq. [Hz]	2.6	2.6	2.6	2.6	2.5
Avg. Stride Length [m]	6.6	7.6	7.5	7.2	7.0



- [] Ranking at each section and finish
- :-:- No data available at this section
- NA No data available

Horse/Jockey Name	Agnar/Tahlia Fenlon
Finish Rank	3
Fastest Section Time (Section)	0:10.53 (800-600)
Top Speed [km/h] (Section)	73.0 (1000 - 800)
Race State	Finished



Townsville QLD --Professional-2026-04-21

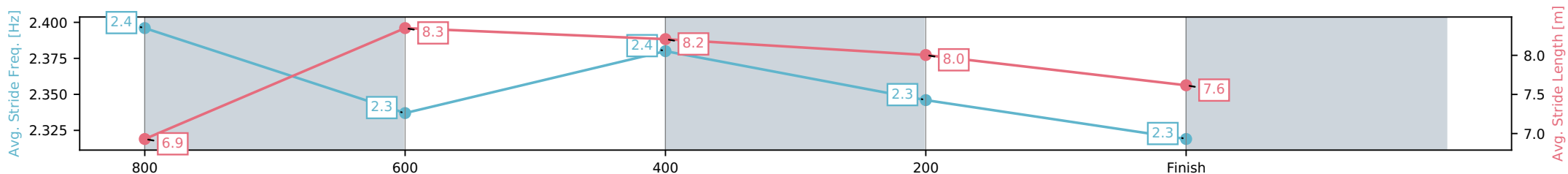
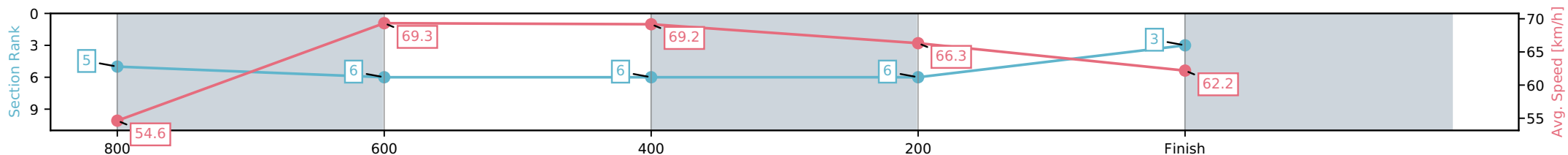
Race 3: MITAVITE Maiden Handicap (QTIS bonuses applicable 2&3YO Only) - 1000m

21 April 2026 - 1:58PM

Track Rating: Good 4, Weather: Fine, Rail Position: +7.5m 1000m-W/ Post, +3m Remainder



Section	L1000	L800	L600	L400	L200
Section Times	0:57.05 (0:13.34)	0:43.71 [6] (0:10.53)	0:33.19 [6] (0:10.55)	0:22.64 [6] (0:10.95)	0:11.69 [3] (0:11.69)
Average Speed [km/h]	54.6	69.3	69.2	66.3	62.2
Top Speed [km/h]	73.0	69.9	69.9	68.2	64.7
Avg. Dist. to Rail [m]	7.2	3.3	2.9	5.4	6.3
Avg. Stride Freq. [Hz]	2.4	2.3	2.4	2.3	2.3
Avg. Stride Length [m]	6.9	8.3	8.2	8.0	7.6



- [] Ranking at each section and finish
- :-:- No data available at this section
- NA No data available

Horse/Jockey Name	Booming Belief/Lacey Morrison
Finish Rank	4
Fastest Section Time (Section)	0:10.30 (800-600)
Top Speed [km/h] (Section)	71.7 (800-600)
Race State	Finished



Townsville QLD --Professional-2026-04-21

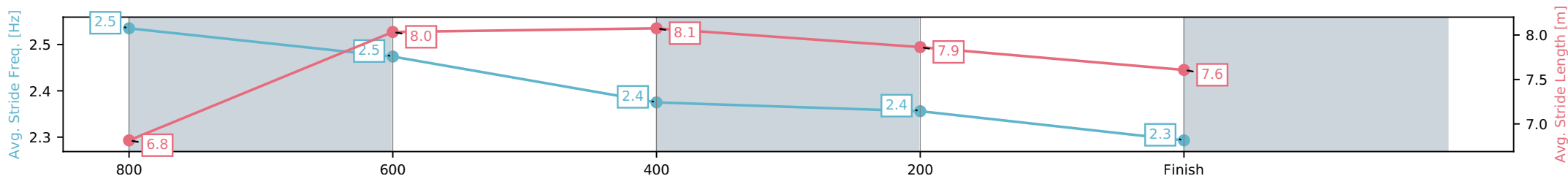
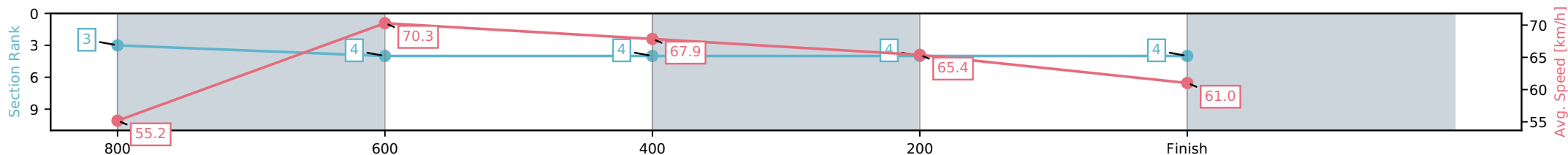
Race 3: MITAVITE Maiden Handicap (QTIS bonuses applicable 2&3YO Only) - 1000m

21 April 2026 - 1:58PM

Track Rating: Good 4, Weather: Fine, Rail Position: +7.5m 1000m-W/ Post, +3m Remainder



Section	L1000	L800	L600	L400	L200
Section Times	0:57.07 (0:13.16)	0:43.91 [4] (0:10.30)	0:33.61 [4] (0:10.67)	0:22.94 [4] (0:11.04)	0:11.90 [4] (0:11.90)
Average Speed [km/h]	55.2	70.3	67.9	65.4	61.0
Top Speed [km/h]	70.9	71.7	69.8	66.7	63.7
Avg. Dist. to Rail [m]	6.9	1.4	1.3	2.4	3.8
Avg. Stride Freq. [Hz]	2.5	2.5	2.4	2.4	2.3
Avg. Stride Length [m]	6.8	8.0	8.1	7.9	7.6



- [] Ranking at each section and finish
- :-:- No data available at this section
- NA No data available

Horse/Jockey Name	Yes Ma/Olivia Kendal
Finish Rank	5
Fastest Section Time (Section)	0:10.15 (800-600)
Top Speed [km/h] (Section)	72.7 (800-600)
Race State	Finished



Townsville QLD --Professional-2026-04-21

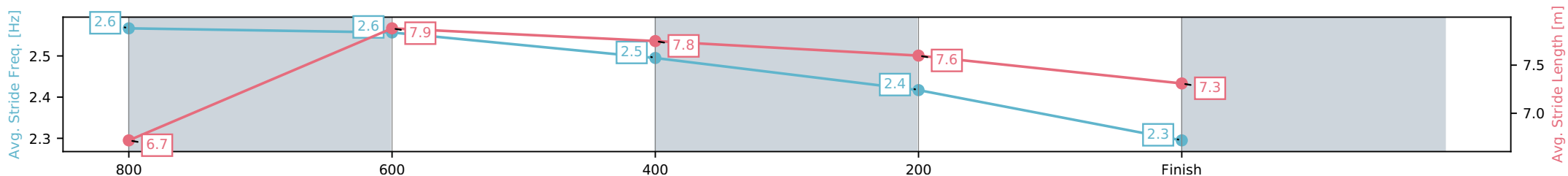
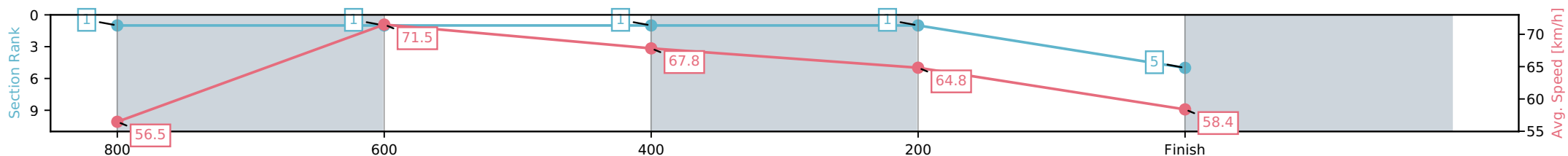
Race 3: MITAVITE Maiden Handicap (QTIS bonuses applicable 2&3YO Only) - 1000m

21 April 2026 - 1:58PM

Track Rating: Good 4, Weather: Fine, Rail Position: +7.5m 1000m-W/ Post, +3m Remainder



Section	L1000	L800	L600	L400	L200
Section Times	0:57.18 (0:12.87)	0:44.31 [1] (0:10.15)	0:34.16 [1] (0:10.65)	0:23.51 [1] (0:11.12)	0:12.39 [5] (0:12.39)
Average Speed [km/h]	56.5	71.5	67.8	64.8	58.4
Top Speed [km/h]	72.3	72.7	70.6	66.7	62.7
Avg. Dist. to Rail [m]	2.6	1.9	0.8	1.2	1.2
Avg. Stride Freq. [Hz]	2.6	2.6	2.5	2.4	2.3
Avg. Stride Length [m]	6.7	7.9	7.8	7.6	7.3



- [] Ranking at each section and finish
- :-:- No data available at this section
- NA No data available

Horse/Jockey Name	Nicco Nota Fighter/Nathan Thomas
Finish Rank	6
Fastest Section Time (Section)	0:10.14 (800-600)
Top Speed [km/h] (Section)	72.1 (800-600)
Race State	Finished



Townsville QLD --Professional-2026-04-21

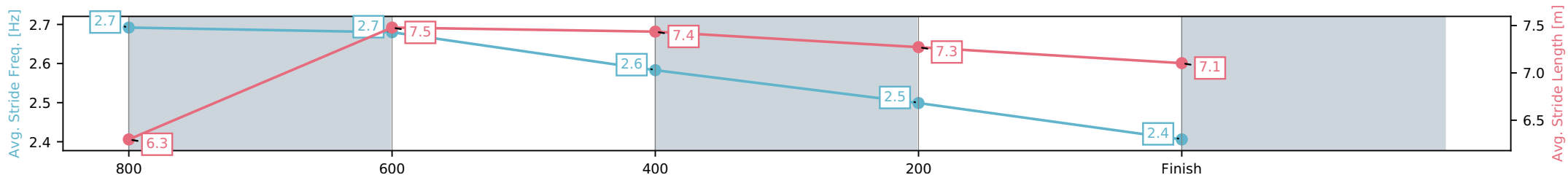
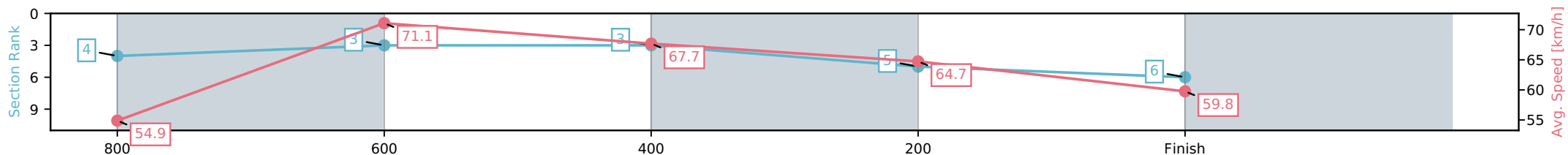
Race 3: MITAVITE Maiden Handicap (QTIS bonuses applicable 2&3YO Only) - 1000m

21 April 2026 - 1:58PM

Track Rating: Good 4, Weather: Fine, Rail Position: +7.5m 1000m-W/ Post, +3m Remainder



Section	L1000	L800	L600	L400	L200
Section Times	0:57.26 (0:13.24)	0:44.02 [3] (0:10.14)	0:33.88 [3] (0:10.65)	0:23.23 [5] (0:11.14)	0:12.09 [6] (0:12.09)
Average Speed [km/h]	54.9	71.1	67.7	64.7	59.8
Top Speed [km/h]	72.0	72.1	69.7	65.5	63.8
Avg. Dist. to Rail [m]	4.8	0.8	0.4	2.9	5.0
Avg. Stride Freq. [Hz]	2.7	2.7	2.6	2.5	2.4
Avg. Stride Length [m]	6.3	7.5	7.4	7.3	7.1



- [] Ranking at each section and finish
- :-:- No data available at this section
- NA No data available

Horse/Jockey Name	Instigate/Wanderson D'Avila
Finish Rank	7
Fastest Section Time (Section)	0:10.65 (800-600)
Top Speed [km/h] (Section)	70.1 (800-600)
Race State	Finished



Townsville QLD --Professional-2026-04-21

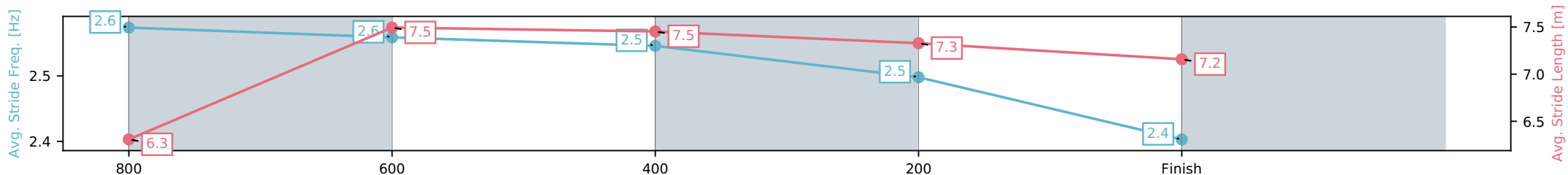
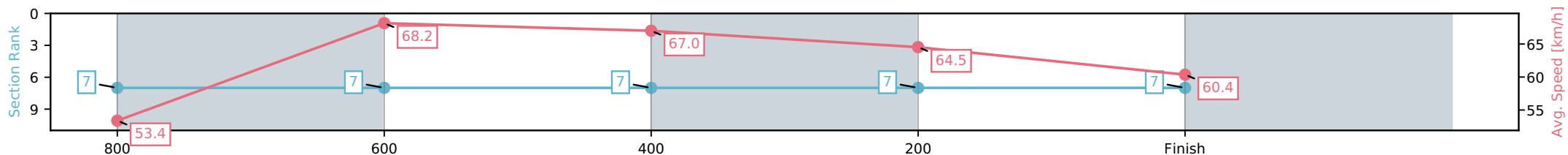
Race 3: MITAVITE Maiden Handicap (QTIS bonuses applicable 2&3YO Only) - 1000m

21 April 2026 - 1:58PM

Track Rating: Good 4, Weather: Fine, Rail Position: +7.5m 1000m-W/ Post, +3m Remainder



Section	L1000	L800	L600	L400	L200
Section Times	0:58.17 (0:13.62)	0:44.55 [7] (0:10.65)	0:33.90 [7] (0:10.76)	0:23.14 [7] (0:11.19)	0:11.95 [7] (0:11.95)
Average Speed [km/h]	53.4	68.2	67.0	64.5	60.4
Top Speed [km/h]	68.6	70.1	69.8	66.0	62.7
Avg. Dist. to Rail [m]	9.1	2.0	0.4	2.0	4.1
Avg. Stride Freq. [Hz]	2.6	2.6	2.5	2.5	2.4
Avg. Stride Length [m]	6.3	7.5	7.5	7.3	7.2



- [] Ranking at each section and finish
- :-:- No data available at this section
- NA No data available

Horse/Jockey Name	Evita Lass/Ivo Fry
Finish Rank	8
Fastest Section Time (Section)	0:10.54 (800-600)
Top Speed [km/h] (Section)	70.0 (800-600)
Race State	Finished



Townsville QLD --Professional-2026-04-21

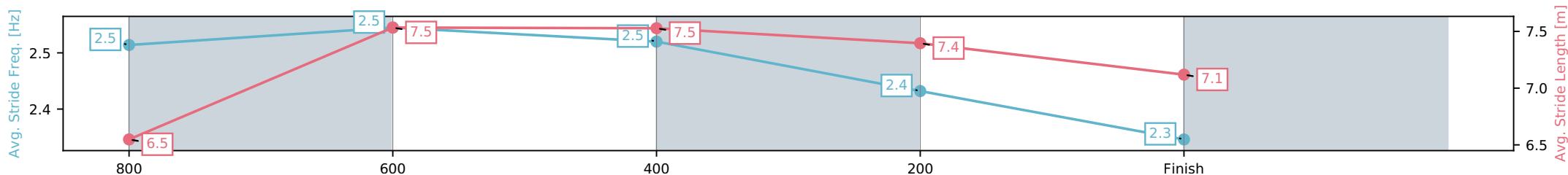
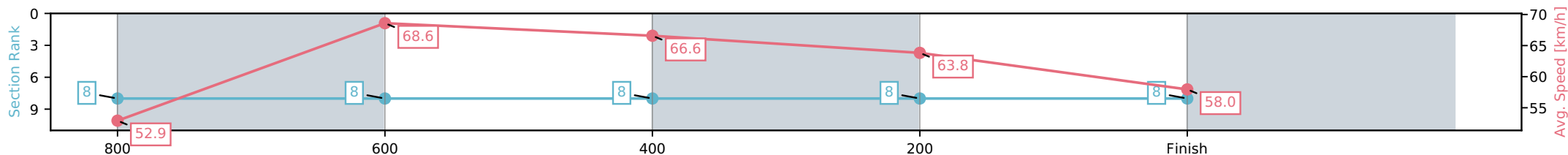
Race 3: MITAVITE Maiden Handicap (QTIS bonuses applicable 2&3YO Only) - 1000m

21 April 2026 - 1:58PM

Track Rating: Good 4, Weather: Fine, Rail Position: +7.5m 1000m-W/ Post, +3m Remainder



Section	L1000	L800	L600	L400	L200
Section Times	0:58.85 (0:13.74)	0:45.11 [8] (0:10.54)	0:34.57 [8] (0:10.81)	0:23.76 [8] (0:11.27)	0:12.48 [8] (0:12.48)
Average Speed [km/h]	52.9	68.6	66.6	63.8	58.0
Top Speed [km/h]	68.0	70.0	69.9	64.9	62.4
Avg. Dist. to Rail [m]	7.2	1.3	0.2	1.0	2.5
Avg. Stride Freq. [Hz]	2.5	2.5	2.5	2.4	2.3
Avg. Stride Length [m]	6.5	7.5	7.5	7.4	7.1



- [] Ranking at each section and finish
- :-:- No data available at this section
- NA No data available

Horse/Jockey Name	Ballandella Street/Tasha Chambers
Finish Rank	9
Fastest Section Time (Section)	0:10.73 (800-600)
Top Speed [km/h] (Section)	67.7 (600-400)
Race State	Finished



Townsville QLD --Professional-2026-04-21

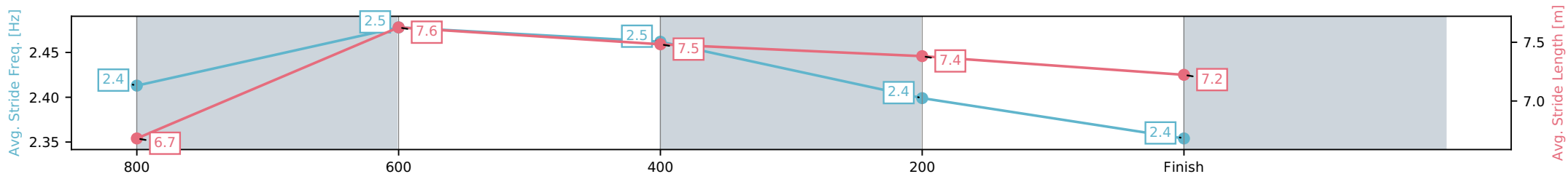
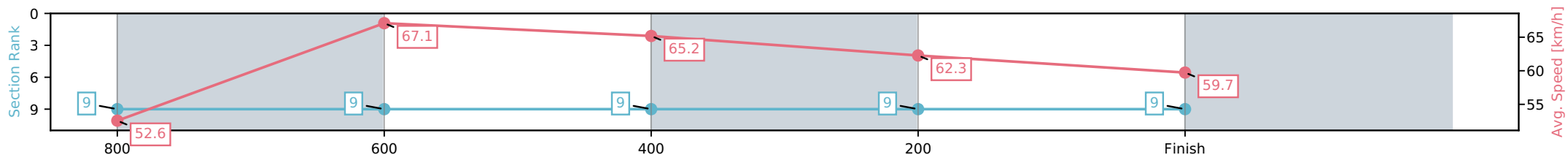
Race 3: MITAVITE Maiden Handicap (QTIS bonuses applicable 2&3YO Only) - 1000m

21 April 2026 - 1:58PM

Track Rating: Good 4, Weather: Fine, Rail Position: +7.5m 1000m-W/ Post, +3m Remainder



Section	L1000	L800	L600	L400	L200
Section Times	0:59.42 (0:13.85)	0:45.57 [9] (0:10.73)	0:34.84 [9] (0:11.08)	0:23.76 [9] (0:11.58)	0:12.18 [9] (0:12.18)
Average Speed [km/h]	52.6	67.1	65.2	62.3	59.7
Top Speed [km/h]	67.6	67.6	67.7	65.6	61.0
Avg. Dist. to Rail [m]	2.9	0.4	0.5	1.4	2.4
Avg. Stride Freq. [Hz]	2.4	2.5	2.5	2.4	2.4
Avg. Stride Length [m]	6.7	7.6	7.5	7.4	7.2



- [] Ranking at each section and finish
- :-:- No data available at this section
- NA No data available



Townsville QLD

Race 4: BELLE PROPERTY LONGEST LUNCH QTIS Three-Year-Old Handicap - 1200m

21 April 2026 - 2:34PM

Track Rating: Good 4, Weather: Fine, Rail Position: +7.5m 1000m-W/Post, +3m Remainder



Field Times (Race Tempo) 1:10.02 0:56.38 0:45.85 0:34.92 0:23.54 0:12.12
 (0:13.64) (0:10.54) (0:10.93) (0:11.38) (0:11.42) (0:12.12)

Rank	TAB#	Horse	Overall Time	First 400m	Top Speed km/h (Section)	L1200	L1000	L800	L600	L400	L200		
	(BAR#)	Jockey	Margin (DT-W)	Last 600m	Fastest Section (Time)	Start - 1000	1000 - 800	800 - 600	600 - 400	400 - 200	200 - Finish		
1	2	Mister Doobee	1:10.02	0:25.27	68.5 (800-600)	1:10.02	0:55.52 [8]	0:44.75 [8]	0:33.95 [8]	0:22.81 [7]	0:11.65 [6]		
	(8)	Ivo Fry		0:33.95	1000-800 (0:10.77)	(0:14.50)	(0:10.77)	(0:10.80)	(0:11.14)	(0:11.16)	(0:11.65)		
2	3	Insta Worthy	1:10.17	0:25.16	69.7 (1000-800)	1:10.17	0:55.83 [7]	0:45.02 [7]	0:34.11 [7]	0:22.94 [8]	0:11.86 [5]		
	(7)	Lacey Morrison	0.9L (+2)	0:34.11	1000-800 (0:10.82)	(0:14.34)	(0:10.82)	(0:10.91)	(0:11.16)	0:11.09	(0:11.86)		
3	5	Gold Classic	1:10.19	0:24.18	68.6 (1000-800)	1:10.19	0:56.55 [1]	0:46.02 [1]	0:35.09 [1]	0:23.71 [1]	0:12.29 [1]		
	(6)	Tahlia Fenlon	1.0L (+2)	0:35.09	1000-800 (0:10.54)	0:13.64	(0:10.54)	(0:10.93)	(0:11.38)	(0:11.42)	(0:12.29)		
4	6	Hot Cocoa	1:10.27	0:24.66	68.5 (1200 - 1000)	1:10.27	0:56.40 [3]	0:45.61 [3]	0:34.75 [3]	0:23.49 [3]	0:12.10 [3]		
	(4)	Fiona Sandkuhl	1.5L (+2)	0:34.75	1000-800 (0:10.78)	(0:13.88)	(0:10.78)	(0:10.86)	(0:11.26)	(0:11.39)	(0:12.10)		
5	1	Krackacan	1:10.30	0:24.22	69.7 (1200 - 1000)	1:10.30	0:56.53 [2]	0:46.08 [2]	0:35.02 [2]	0:23.64 [2]	0:12.17 [2]		
	(9)	Ryan Wiggins	1.7L (+4)	0:35.03	1000-800 (0:10.45)	(0:13.77)	0:10.45	(0:11.06)	(0:11.38)	(0:11.48)	(0:12.17)		
6	7	Tarong	1:10.36	0:24.71	67.6 (800-600)	1:10.36	0:56.41 [4]	0:45.65 [4]	0:34.80 [4]	0:23.54 [4]	0:12.11 [4]		
	(2)	Tasha Chambers	2.0L (+1)	0:34.79	1000-800 (0:10.76)	(0:13.95)	(0:10.76)	(0:10.85)	(0:11.25)	(0:11.43)	(0:12.11)		
7	8	Raff Vader	1:10.58	0:25.04	69.1 (1000-800)	1:10.58	0:56.25 [6]	0:45.55 [6]	0:34.68 [6]	0:23.44 [6]	0:12.01 [8]		
	(1)	Nathan Thomas	3.3L (+3)	0:34.68	1000-800 (0:10.71)	(0:14.33)	(0:10.71)	(0:10.87)	(0:11.24)	(0:11.43)	(0:12.01)		
8	4	She's A Sweet Star	1:11.34	0:24.76	69.1 (1000-800)	1:11.34	0:57.24 [5]	0:46.58 [5]	0:35.67 [5]	0:24.38 [5]	0:12.84 [7]		
	(3)	Sean Cormack	7.8L (+3)	0:35.67	1000-800 (0:10.66)	(0:14.10)	(0:10.66)	(0:10.91)	(0:11.30)	(0:11.53)	(0:12.84)		

Scratched: Mister Tia (#9)

Report Created: Tue 21 April 2026

(Note: Races are conducted over an approximate distance as close as possible to the advertised distance, and recorded data may vary accordingly. Official times refer to race times only and do not include handicap times.)

[] Position in running at each section and finish TAB# Saddle cloth number

-:-:- No data available at this section

NA No data available

DNT Did not track

BAR# Barrier/Gate Position

DNF Did not finish

DT-W Distance travelled compared to winner in metres

Fastest split

Fastest section

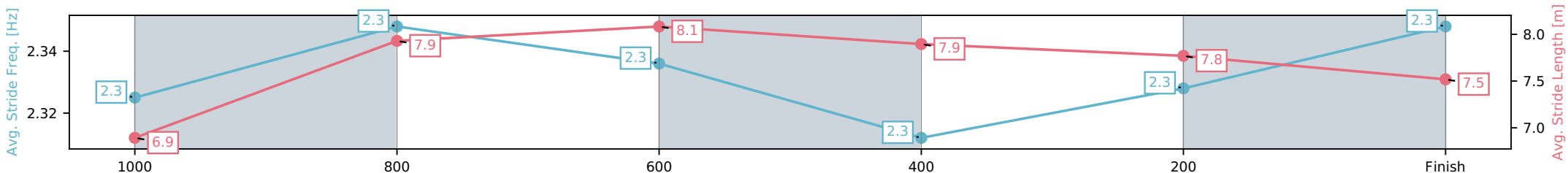
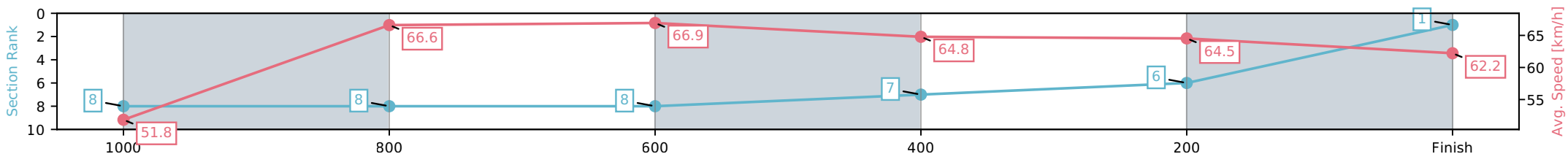
Horse/Jockey Name	Mister Doobee/Ivo Fry
Finish Rank	1
Fastest Section Time (Section)	0:10.77 (1000-800)
Top Speed [km/h] (Section)	68.5 (800-600)
Race State	Finished



Townsville QLD --Professional-2026-04-21
 Race 4: BELLE PROPERTY LONGEST LUNCH QTIS Three-Year-Old Handicap - 1200m
 21 April 2026 - 2:34PM
 Track Rating: Good 4, Weather: Fine, Rail Position: +7.5m 1000m-W/ Post, +3m Remainder



Section	L1200	L1000	L800	L600	L400	L200
Section Times	1:10.02 (0:14.50)	0:55.52 [8] (0:10.77)	0:44.75 [8] (0:10.80)	0:33.95 [7] (0:11.14)	0:22.81 [6] (0:11.16)	0:11.65 [1] (0:11.65)
Average Speed [km/h]	51.8	66.6	66.9	64.8	64.5	62.2
Top Speed [km/h]	65.9	67.3	68.5	65.7	65.5	63.9
Avg. Dist. to Rail [m]	5.8	1.8	0.8	0.4	1.0	4.1
Avg. Stride Freq. [Hz]	2.3	2.3	2.3	2.3	2.3	2.3
Avg. Stride Length [m]	6.9	7.9	8.1	7.9	7.8	7.5



[] Ranking at each section and finish
 -:-:- No data available at this section
 NA No data available

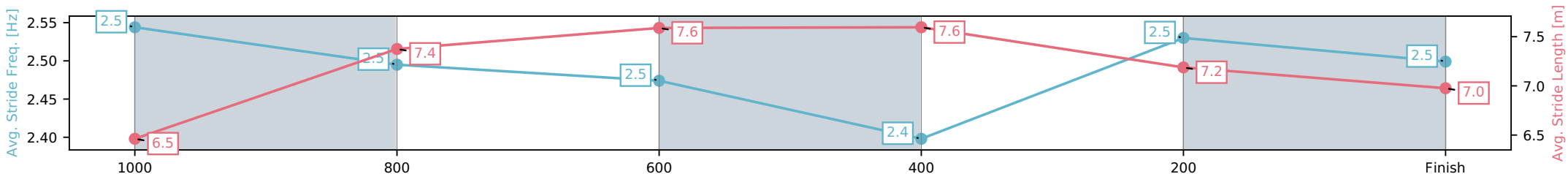
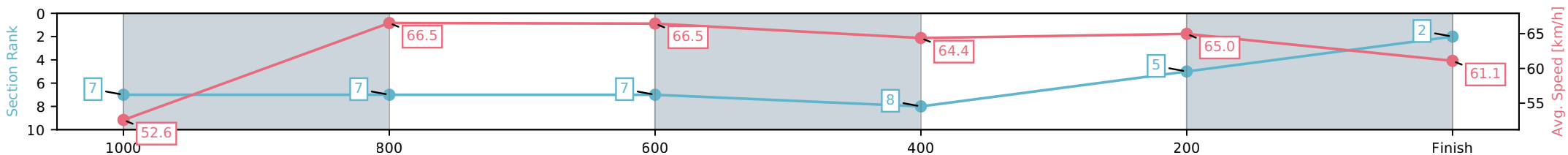
Horse/Jockey Name	Insta Worthy/Lacey Morrison
Finish Rank	2
Fastest Section Time (Section)	0:10.82 (1000-800)
Top Speed [km/h] (Section)	69.7 (1000-800)
Race State	Finished



Townsville QLD --Professional-2026-04-21
 Race 4: BELLE PROPERTY LONGEST LUNCH QTIS Three-Year-Old Handicap - 1200m
 21 April 2026 - 2:34PM
 Track Rating: Good 4, Weather: Fine, Rail Position: +7.5m 1000m-W/ Post, +3m Remainder



Section	L1200	L1000	L800	L600	L400	L200
Section Times	1:10.17 (0:14.34)	0:55.83 [7] (0:10.82)	0:45.02 [7] (0:10.91)	0:34.11 [8] (0:11.16)	0:22.94 [5] (0:11.09)	0:11.86 [2] (0:11.86)
Average Speed [km/h]	52.6	66.5	66.5	64.4	65.0	61.1
Top Speed [km/h]	64.1	69.7	69.6	66.0	66.2	64.3
Avg. Dist. to Rail [m]	5.7	1.5	1.3	0.7	2.8	6.7
Avg. Stride Freq. [Hz]	2.5	2.5	2.5	2.4	2.5	2.5
Avg. Stride Length [m]	6.5	7.4	7.6	7.6	7.2	7.0



[] Ranking at each section and finish
 -:-:- No data available at this section
 NA No data available

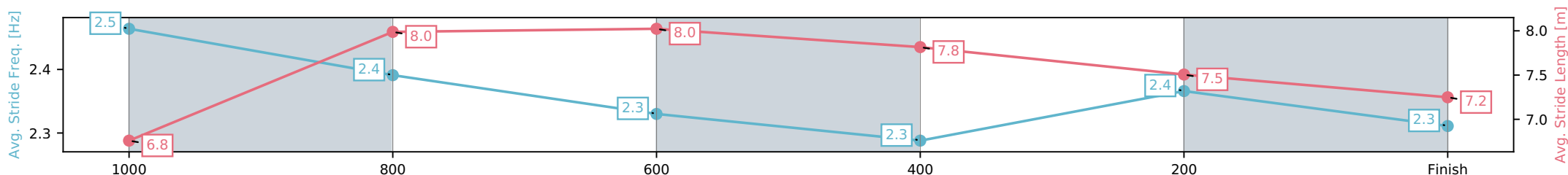
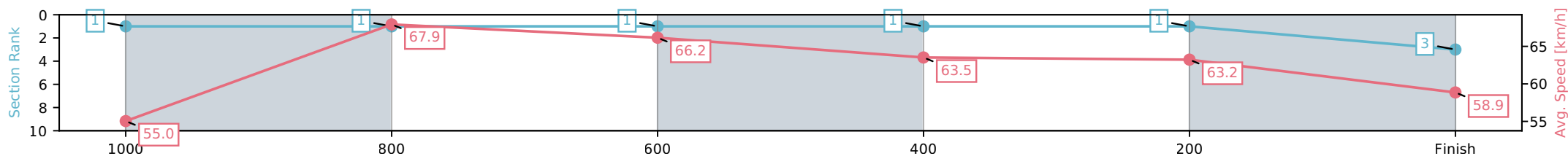
Horse/Jockey Name	Gold Classic/Tahlia Fenlon
Finish Rank	3
Fastest Section Time (Section)	0:10.54 (1000-800)
Top Speed [km/h] (Section)	68.6 (1000-800)
Race State	Finished



Townsville QLD --Professional-2026-04-21
 Race 4: BELLE PROPERTY LONGEST LUNCH QTIS Three-Year-Old Handicap - 1200m
 21 April 2026 - 2:34PM
 Track Rating: Good 4, Weather: Fine, Rail Position: +7.5m 1000m-W/ Post, +3m Remainder



Section	L1200	L1000	L800	L600	L400	L200
Section Times	1:10.19 (0:13.64)	0:56.55 [1] (0:10.54)	0:46.02 [1] (0:10.93)	0:35.09 [1] (0:11.38)	0:23.71 [1] (0:11.42)	0:12.29 [3] (0:12.29)
Average Speed [km/h]	55.0	67.9	66.2	63.5	63.2	58.9
Top Speed [km/h]	67.9	68.6	67.7	64.7	63.7	61.7
Avg. Dist. to Rail [m]	5.5	1.5	0.7	0.9	1.7	2.2
Avg. Stride Freq. [Hz]	2.5	2.4	2.3	2.3	2.4	2.3
Avg. Stride Length [m]	6.8	8.0	8.0	7.8	7.5	7.2



- [] Ranking at each section and finish
- :-:- No data available at this section
- NA No data available

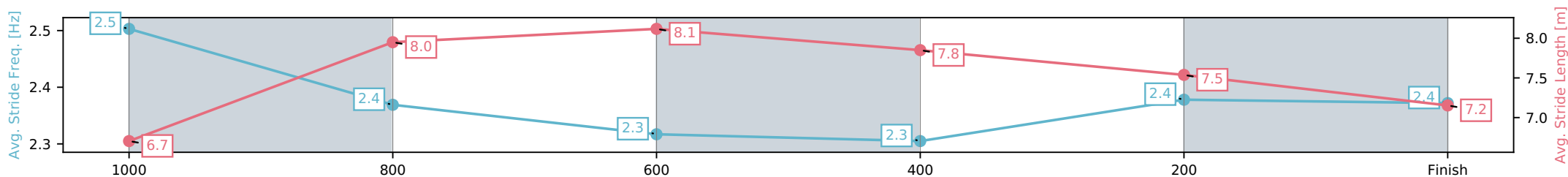
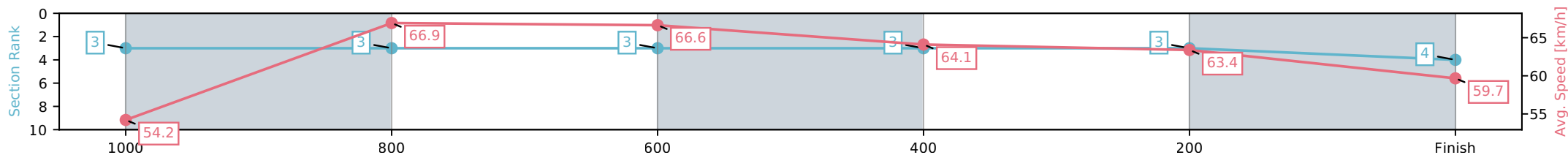
Horse/Jockey Name	Hot Cocoa/Fiona Sandkuhl
Finish Rank	4
Fastest Section Time (Section)	0:10.78 (1000-800)
Top Speed [km/h] (Section)	68.5 (1200 - 1000)
Race State	Finished



Townsville QLD --Professional-2026-04-21
 Race 4: BELLE PROPERTY LONGEST LUNCH QTIS Three-Year-Old Handicap - 1200m
 21 April 2026 - 2:34PM
 Track Rating: Good 4, Weather: Fine, Rail Position: +7.5m 1000m-W/ Post, +3m Remainder



Section	L1200	L1000	L800	L600	L400	L200
Section Times	1:10.27 (0:13.88)	0:56.40 [3] (0:10.78)	0:45.61 [3] (0:10.86)	0:34.75 [3] (0:11.26)	0:23.49 [3] (0:11.39)	0:12.10 [4] (0:12.10)
Average Speed [km/h]	54.2	66.9	66.6	64.1	63.4	59.7
Top Speed [km/h]	68.5	67.6	68.1	65.8	64.4	62.0
Avg. Dist. to Rail [m]	5.4	1.5	1.2	0.7	3.0	5.4
Avg. Stride Freq. [Hz]	2.5	2.4	2.3	2.3	2.4	2.4
Avg. Stride Length [m]	6.7	8.0	8.1	7.8	7.5	7.2



[] Ranking at each section and finish
 -:-:- No data available at this section
 NA No data available

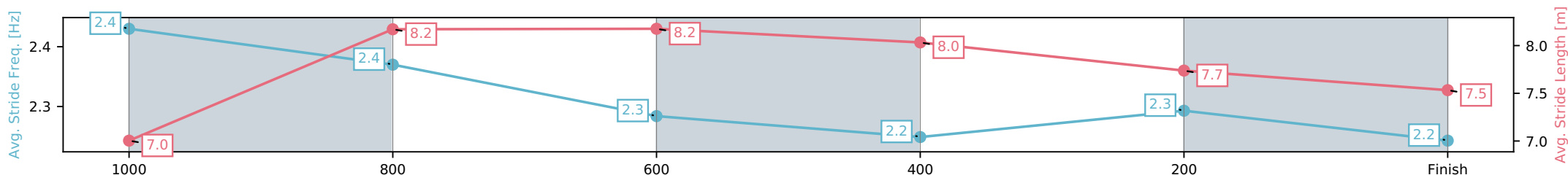
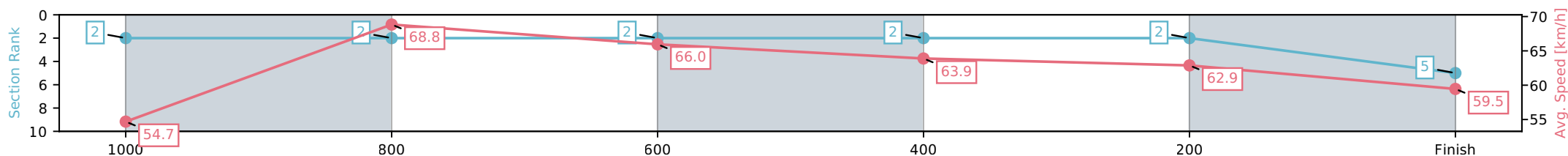
Horse/Jockey Name	Krackacan/Ryan Wiggins
Finish Rank	5
Fastest Section Time (Section)	0:10.45 (1000-800)
Top Speed [km/h] (Section)	69.7 (1200 - 1000)
Race State	Finished



Townsville QLD --Professional-2026-04-21
 Race 4: BELLE PROPERTY LONGEST LUNCH QTIS Three-Year-Old Handicap - 1200m
 21 April 2026 - 2:34PM
 Track Rating: Good 4, Weather: Fine, Rail Position: +7.5m 1000m-W/
 Post, +3m Remainder



Section	L1200	L1000	L800	L600	L400	L200
Section Times	1:10.30 (0:13.77)	0:56.53 [2] (0:10.45)	0:46.08 [2] (0:11.06)	0:35.02 [2] (0:11.38)	0:23.64 [2] (0:11.48)	0:12.17 [5] (0:12.17)
Average Speed [km/h]	54.7	68.8	66.0	63.9	62.9	59.5
Top Speed [km/h]	69.7	69.7	67.2	64.6	63.7	61.7
Avg. Dist. to Rail [m]	7.5	1.4	2.6	2.1	2.4	3.7
Avg. Stride Freq. [Hz]	2.4	2.4	2.3	2.2	2.3	2.2
Avg. Stride Length [m]	7.0	8.2	8.2	8.0	7.7	7.5



- [] Ranking at each section and finish
- :-:- No data available at this section
- NA No data available

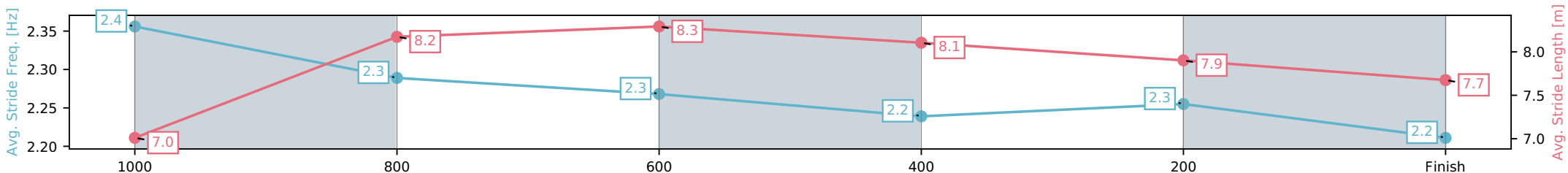
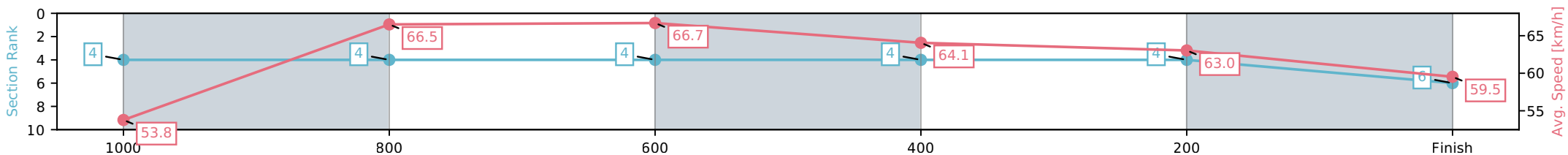
Horse/Jockey Name	Tarong/Tasha Chambers
Finish Rank	6
Fastest Section Time (Section)	0:10.76 (1000-800)
Top Speed [km/h] (Section)	67.6 (800-600)
Race State	Finished



Townsville QLD --Professional-2026-04-21
 Race 4: BELLE PROPERTY LONGEST LUNCH QTIS Three-Year-Old Handicap - 1200m
 21 April 2026 - 2:34PM
 Track Rating: Good 4, Weather: Fine, Rail Position: +7.5m 1000m-W/Post, +3m Remainder



Section	L1200	L1000	L800	L600	L400	L200
Section Times	1:10.36 (0:13.95)	0:56.41 [4] (0:10.76)	0:45.65 [4] (0:10.85)	0:34.80 [4] (0:11.25)	0:23.54 [4] (0:11.43)	0:12.11 [6] (0:12.11)
Average Speed [km/h]	53.8	66.5	66.7	64.1	63.0	59.5
Top Speed [km/h]	66.8	67.0	67.6	66.5	63.9	61.9
Avg. Dist. to Rail [m]	3.1	2.1	1.3	0.4	0.3	0.5
Avg. Stride Freq. [Hz]	2.4	2.3	2.3	2.2	2.3	2.2
Avg. Stride Length [m]	7.0	8.2	8.3	8.1	7.9	7.7



[] Ranking at each section and finish
 -:-:- No data available at this section
 NA No data available

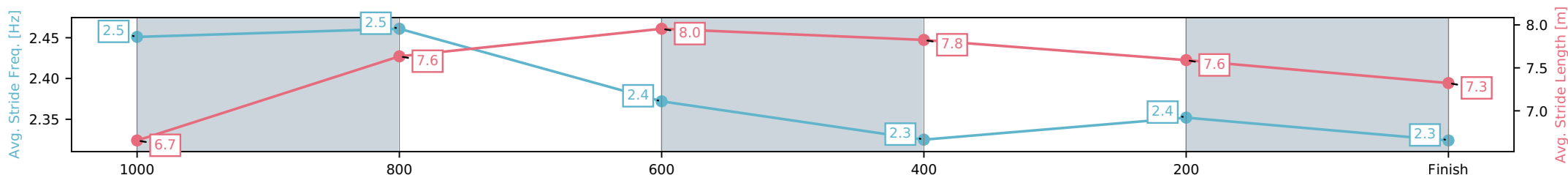
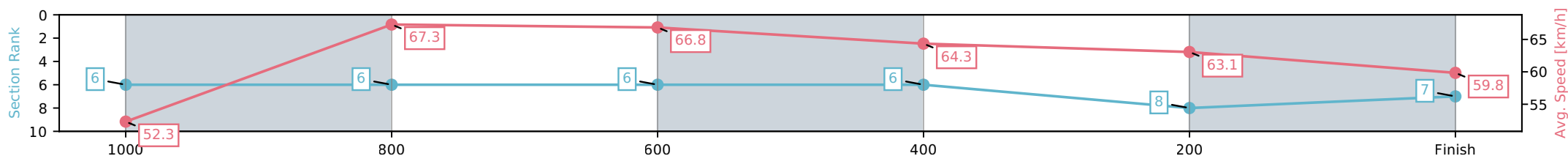
Horse/Jockey Name	Raff Vader/Nathan Thomas
Finish Rank	7
Fastest Section Time (Section)	0:10.71 (1000-800)
Top Speed [km/h] (Section)	69.1 (1000-800)
Race State	Finished



Townsville QLD --Professional-2026-04-21
 Race 4: BELLE PROPERTY LONGEST LUNCH QTIS Three-Year-Old Handicap - 1200m
 21 April 2026 - 2:34PM
 Track Rating: Good 4, Weather: Fine, Rail Position: +7.5m 1000m-W/ Post, +3m Remainder



Section	L1200	L1000	L800	L600	L400	L200
Section Times	1:10.58 (0:14.33)	0:56.25 [6] (0:10.71)	0:45.55 [6] (0:10.87)	0:34.68 [6] (0:11.24)	0:23.44 [8] (0:11.43)	0:12.01 [7] (0:12.01)
Average Speed [km/h]	52.3	67.3	66.8	64.3	63.1	59.8
Top Speed [km/h]	66.0	69.1	68.9	66.5	64.0	61.8
Avg. Dist. to Rail [m]	2.6	1.8	1.9	0.9	1.8	4.4
Avg. Stride Freq. [Hz]	2.5	2.5	2.4	2.3	2.4	2.3
Avg. Stride Length [m]	6.7	7.6	8.0	7.8	7.6	7.3



- [] Ranking at each section and finish
- :-:- No data available at this section
- NA No data available

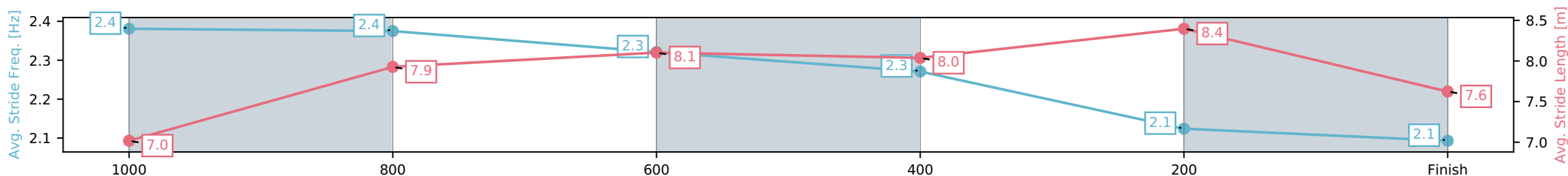
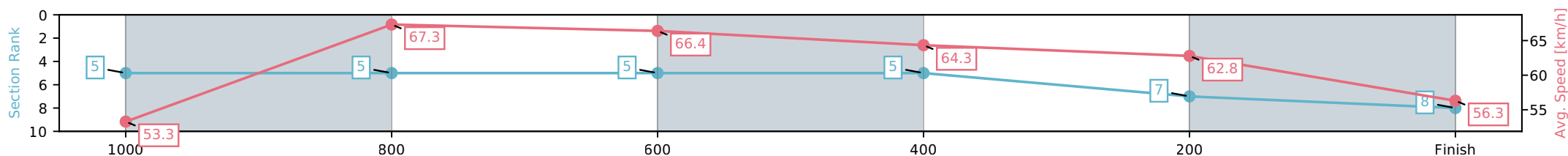
Horse/Jockey Name	She's A Sweet Star/Sean Cormack
Finish Rank	8
Fastest Section Time (Section)	0:10.66 (1000-800)
Top Speed [km/h] (Section)	69.1 (1000-800)
Race State	Finished



Townsville QLD --Professional-2026-04-21
 Race 4: BELLE PROPERTY LONGEST LUNCH QTIS Three-Year-Old Handicap - 1200m
 21 April 2026 - 2:34PM
 Track Rating: Good 4, Weather: Fine, Rail Position: +7.5m 1000m-W/ Post, +3m Remainder



Section	L1200	L1000	L800	L600	L400	L200
Section Times	1:11.34 (0:14.10)	0:57.24 [5] (0:10.66)	0:46.58 [5] (0:10.91)	0:35.67 [5] (0:11.30)	0:24.38 [7] (0:11.53)	0:12.84 [8] (0:12.84)
Average Speed [km/h]	53.3	67.3	66.4	64.3	62.8	56.3
Top Speed [km/h]	66.2	69.1	68.2	65.9	64.1	60.9
Avg. Dist. to Rail [m]	4.0	1.4	1.2	2.1	4.2	6.1
Avg. Stride Freq. [Hz]	2.4	2.4	2.3	2.3	2.1	2.1
Avg. Stride Length [m]	7.0	7.9	8.1	8.0	8.4	7.6



- [] Ranking at each section and finish
- :-:- No data available at this section
- NA No data available



Townsville QLD
 Race 5: HYGAIN OPEN Handicap - 1200m
 21 April 2026 - 3:12PM



Track Rating: Good 4, Weather: Fine, Rail Position: +7.5m 1000m-W/Post, +3m Remainder

Field Times (Race Tempo) 1:10.86 0:56.16 0:44.92 0:33.86 0:22.79 0:11.68
 (0:14.70) (0:11.24) (0:11.05) (0:11.07) (0:11.11) (0:11.68)

Rank	TAB#	Horse	Overall Time	First 400m	Top Speed km/h (Section)	L1200	L1000	L800	L600	L400	L200		
	(BAR#)	Jockey	Margin (DT-W)	Last 600m	Fastest Section (Time)	Start - 1000	1000 - 800	800 - 600	600 - 400	400 - 200	200 - Finish		
1	4	Burraneer Buoy	1:10.86	0:26.24	66.8 (400-200)	1:10.86	0:55.78 [3]	0:44.62 [3]	0:33.42 [4]	0:22.32 [4]	0:11.34 [3]		
	(2)	Ivo Fry		0:33.42	400-200 (0:10.98)	(0:15.08)	(0:11.16)	(0:11.20)	(0:11.10)	(0:10.98)	(0:11.34)		
2	5	Going Nuclear	1:11.01	0:26.58	68.3 (400-200)	1:11.01	0:55.88 [4]	0:44.43 [6]	0:33.21 [6]	0:22.19 [5]	0:11.42 [5]		
	(7)	Olivia Kendal	0.9L (-2)	0:33.21	400-200 (0:10.77)	(0:15.14)	(0:11.44)	(0:11.22)	(0:11.02)	(0:10.77)	(0:11.42)		
3	7	Colours Of Autumn	1:11.05	0:26.28	67.0 (600-400)	1:11.05	0:55.88 [5]	0:44.77 [4]	0:33.65 [3]	0:22.61 [3]	0:11.50 [4]		
	(1)	Lacey Morrison	1.1L (+1)	0:33.65	600-400 (0:11.04)	(0:15.17)	(0:11.11)	(0:11.12)	(0:11.04)	(0:11.11)	(0:11.50)		
4	3	Sweet Kisses	1:11.11	0:25.94	66.0 (800-600)	1:11.11	0:56.41 [1]	0:45.17 [1]	0:34.11 [1]	0:23.04 [1]	0:11.93 [1]		
	(6)	Fiona Sandkuhl	1.5L (+0)	0:34.11	800-600 (0:11.05)	(0:14.70)	(0:11.24)	(0:11.05)	(0:11.07)	(0:11.11)	(0:11.93)		
5	2	Armour Force	1:11.13	0:26.75	67.2 (400-200)	1:11.13	0:55.66 [7]	0:44.38 [7]	0:33.14 [7]	0:22.13 [7]	0:11.34 [6]		
	(8)	Sean Cormack	1.6L (+1)	0:33.14	400-200 (0:10.79)	(0:15.47)	(0:11.28)	(0:11.24)	(0:11.01)	(0:10.79)	(0:11.34)		
6	6	Choir Boy	1:11.28	0:26.08	66.9 (1000-800)	1:11.28	0:56.30 [2]	0:45.20 [2]	0:34.02 [2]	0:23.03 [2]	0:11.83 [2]		
	(5)	Nathan Thomas	2.5L (-1)	0:34.02	600-400 (0:10.99)	(0:14.98)	(0:11.10)	(0:11.18)	(0:10.99)	(0:11.20)	(0:11.83)		
7	1	Hopeful	1:11.36	0:26.56	67.5 (400-200)	1:11.36	0:56.07 [6]	0:44.80 [5]	0:33.61 [5]	0:22.49 [6]	0:11.56 [7]		
	(3)	Aidan Holt	2.9L (-4)	0:33.61	400-200 (0:10.93)	(0:15.29)	(0:11.27)	(0:11.18)	(0:11.12)	(0:10.93)	(0:11.56)		
8	8	Medal	1:11.47	0:26.85	67.1 (400-200)	1:11.47	0:56.00 [8]	0:44.61 [8]	0:33.38 [8]	0:22.40 [8]	0:11.51 [8]		
	(4)	Chris Whiteley	3.6L (-1)	0:33.39	400-200 (0:10.90)	(0:15.47)	(0:11.38)	(0:11.23)	(0:10.98)	(0:10.90)	(0:11.51)		

Report Created: Tue 21 April 2026

(Note: Races are conducted over an approximate distance as close as possible to the advertised distance, and recorded data may vary accordingly. Official times refer to race times only and do not include handicap times.)

[] Position in running at each section and finish TAB# Saddle cloth number

-:--:-- No data available at this section

NA No data available

DNT Did not track

BAR# Barrier/Gate Position

DNF Did not finish

DT-W Distance travelled compared to winner in metres

Fastest split

Fastest section

Horse/Jockey Name	Burraneer Buoy/lvo Fry
Finish Rank	1
Fastest Section Time (Section)	0:10.98 (400-200)
Top Speed [km/h] (Section)	66.8 (400-200)
Race State	Finished



Townsville QLD --Professional-2026-04-21

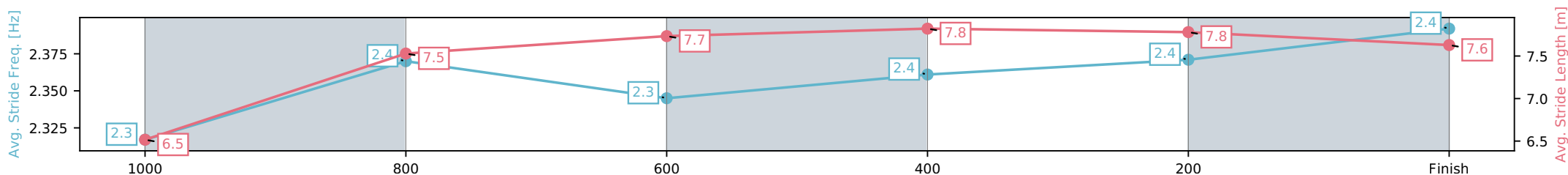
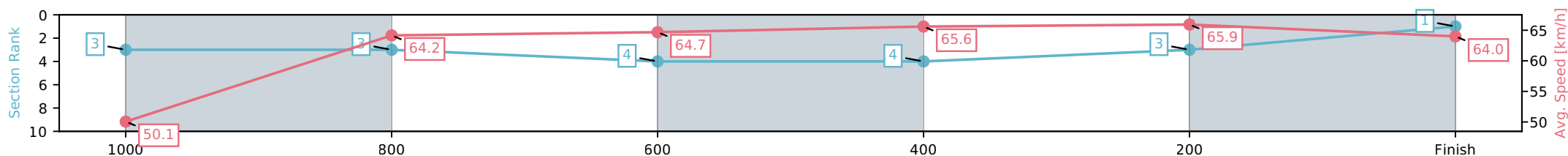
Race 5: HYGAIN OPEN Handicap - 1200m

21 April 2026 - 3:12PM

Track Rating: Good 4, Weather: Fine, Rail Position: +7.5m 1000m-W/
Post, +3m Remainder



Section	L1200	L1000	L800	L600	L400	L200
Section Times	1:10.86 (0:15.08)	0:55.78 [3] (0:11.16)	0:44.62 [4] (0:11.20)	0:33.42 [4] (0:11.10)	0:22.32 [3] (0:10.98)	0:11.34 [1] (0:11.34)
Average Speed [km/h]	50.1	64.2	64.7	65.6	65.9	64.0
Top Speed [km/h]	61.0	65.6	66.5	66.5	66.8	66.7
Avg. Dist. to Rail [m]	2.7	1.6	1.3	2.4	3.7	4.9
Avg. Stride Freq. [Hz]	2.3	2.4	2.3	2.4	2.4	2.4
Avg. Stride Length [m]	6.5	7.5	7.7	7.8	7.8	7.6



- [] Ranking at each section and finish
- :-:- No data available at this section
- NA No data available

Horse/Jockey Name	Going Nuclear/Olivia Kendal
Finish Rank	2
Fastest Section Time (Section)	0:10.77 (400-200)
Top Speed [km/h] (Section)	68.3 (400-200)
Race State	Finished



Townsville QLD --Professional-2026-04-21

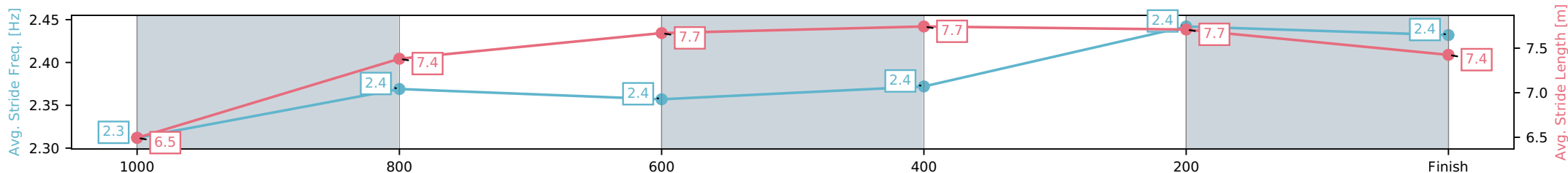
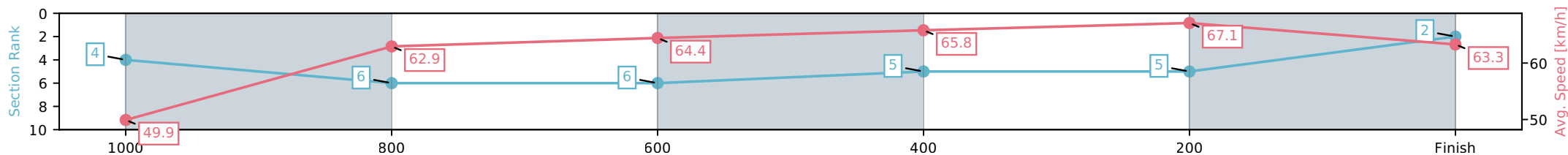
Race 5: HYGAIN OPEN Handicap - 1200m

21 April 2026 - 3:12PM

Track Rating: Good 4, Weather: Fine, Rail Position: +7.5m 1000m-W/
Post, +3m Remainder



Section	L1200	L1000	L800	L600	L400	L200
Section Times	1:11.01 (0:15.14)	0:55.88 [6] (0:11.44)	0:44.43 [6] (0:11.22)	0:33.21 [5] (0:11.02)	0:22.19 [5] (0:10.77)	0:11.42 [2] (0:11.42)
Average Speed [km/h]	49.9	62.9	64.4	65.8	67.1	63.3
Top Speed [km/h]	61.0	65.0	65.8	67.4	68.3	66.2
Avg. Dist. to Rail [m]	6.6	1.2	1.0	1.4	3.0	5.5
Avg. Stride Freq. [Hz]	2.3	2.4	2.4	2.4	2.4	2.4
Avg. Stride Length [m]	6.5	7.4	7.7	7.7	7.7	7.4



- [] Ranking at each section and finish
- :-:- No data available at this section
- NA No data available

Horse/Jockey Name	Colours Of Autumn/Lacey Morrison
Finish Rank	3
Fastest Section Time (Section)	0:11.04 (600-400)
Top Speed [km/h] (Section)	67.0 (600-400)
Race State	Finished



Townsville QLD --Professional-2026-04-21

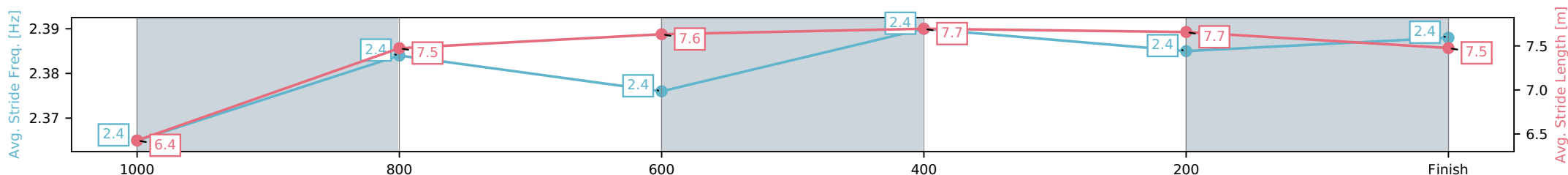
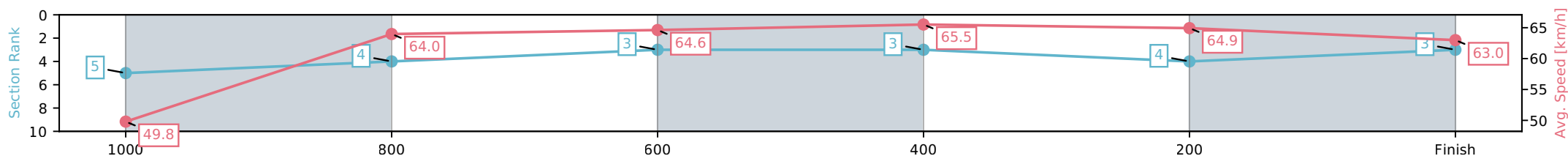
Race 5: HYGAIN OPEN Handicap - 1200m

21 April 2026 - 3:12PM

Track Rating: Good 4, Weather: Fine, Rail Position: +7.5m 1000m-W/
Post, +3m Remainder



Section	L1200	L1000	L800	L600	L400	L200
Section Times	1:11.05 (0:15.17)	0:55.88 [4] (0:11.11)	0:44.77 [3] (0:11.12)	0:33.65 [3] (0:11.04)	0:22.61 [4] (0:11.11)	0:11.50 [3] (0:11.50)
Average Speed [km/h]	49.8	64.0	64.6	65.5	64.9	63.0
Top Speed [km/h]	61.6	65.7	65.7	67.0	66.2	65.4
Avg. Dist. to Rail [m]	2.8	2.4	0.4	0.8	1.4	1.8
Avg. Stride Freq. [Hz]	2.4	2.4	2.4	2.4	2.4	2.4
Avg. Stride Length [m]	6.4	7.5	7.6	7.7	7.7	7.5



- [] Ranking at each section and finish
- :-:- No data available at this section
- NA No data available

Horse/Jockey Name	Sweet Kisses/Fiona Sandkuhl
Finish Rank	4
Fastest Section Time (Section)	0:11.05 (800-600)
Top Speed [km/h] (Section)	66.0 (800-600)
Race State	Finished



Townsville QLD --Professional-2026-04-21

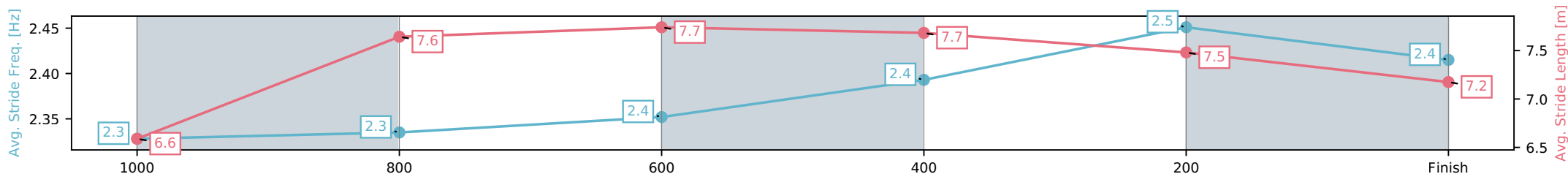
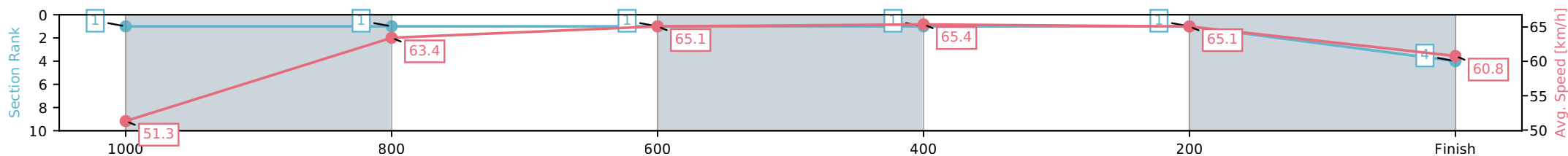
Race 5: HYGAIN OPEN Handicap - 1200m

21 April 2026 - 3:12PM

Track Rating: Good 4, Weather: Fine, Rail Position: +7.5m 1000m-W/
Post, +3m Remainder



Section	L1200	L1000	L800	L600	L400	L200
Section Times	1:11.11 (0:14.70)	0:56.41 [1] (0:11.24)	0:45.17 [1] (0:11.05)	0:34.11 [1] (0:11.07)	0:23.04 [1] (0:11.11)	0:11.93 [4] (0:11.93)
Average Speed [km/h]	51.3	63.4	65.1	65.4	65.1	60.8
Top Speed [km/h]	64.5	64.8	66.0	66.0	65.9	63.6
Avg. Dist. to Rail [m]	5.8	1.8	0.2	1.2	2.0	1.5
Avg. Stride Freq. [Hz]	2.3	2.3	2.4	2.4	2.5	2.4
Avg. Stride Length [m]	6.6	7.6	7.7	7.7	7.5	7.2



[] Ranking at each section and finish
 -:-:- No data available at this section
 NA No data available

Horse/Jockey Name	Armour Force/Sean Cormack
Finish Rank	5
Fastest Section Time (Section)	0:10.79 (400-200)
Top Speed [km/h] (Section)	67.2 (400-200)
Race State	Finished



Townsville QLD --Professional-2026-04-21

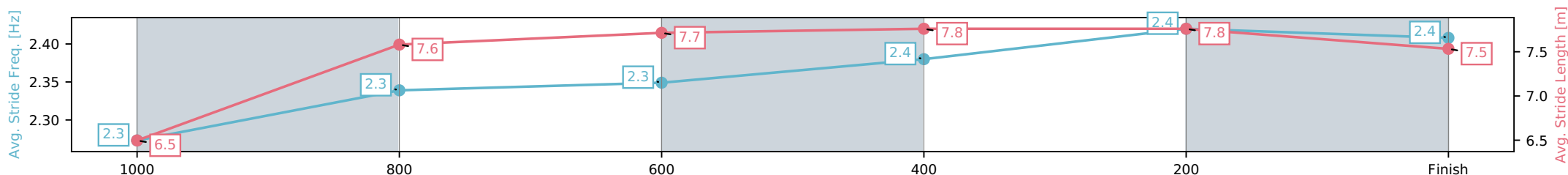
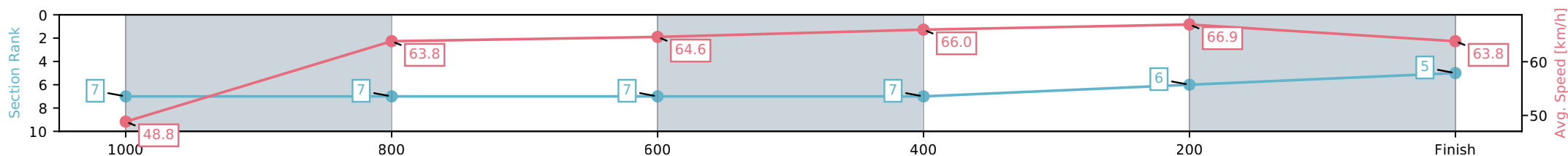
Race 5: HYGAIN OPEN Handicap - 1200m

21 April 2026 - 3:12PM

Track Rating: Good 4, Weather: Fine, Rail Position: +7.5m 1000m-W/
Post, +3m Remainder



Section	L1200	L1000	L800	L600	L400	L200
Section Times	1:11.13 (0:15.47)	0:55.66 [7] (0:11.28)	0:44.38 [7] (0:11.24)	0:33.14 [7] (0:11.01)	0:22.13 [6] (0:10.79)	0:11.34 [5] (0:11.34)
Average Speed [km/h]	48.8	63.8	64.6	66.0	66.9	63.8
Top Speed [km/h]	60.7	65.5	66.0	66.4	67.2	66.5
Avg. Dist. to Rail [m]	5.5	1.6	1.8	1.9	3.5	6.5
Avg. Stride Freq. [Hz]	2.3	2.3	2.3	2.4	2.4	2.4
Avg. Stride Length [m]	6.5	7.6	7.7	7.8	7.8	7.5



- [] Ranking at each section and finish
- :-:- No data available at this section
- NA No data available

Horse/Jockey Name	Choir Boy/Nathan Thomas
Finish Rank	6
Fastest Section Time (Section)	0:10.99 (600-400)
Top Speed [km/h] (Section)	66.9 (1000-800)
Race State	Finished



Townsville QLD --Professional-2026-04-21

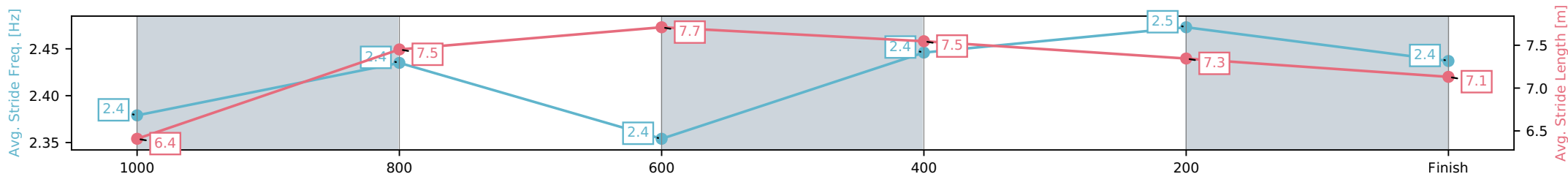
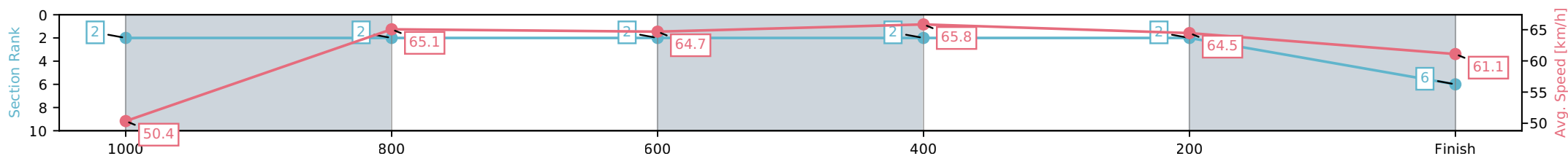
Race 5: HYGAIN OPEN Handicap - 1200m

21 April 2026 - 3:12PM

Track Rating: Good 4, Weather: Fine, Rail Position: +7.5m 1000m-W/
Post, +3m Remainder



Section	L1200	L1000	L800	L600	L400	L200
Section Times	1:11.28 (0:14.98)	0:56.30 [2] (0:11.10)	0:45.20 [2] (0:11.18)	0:34.02 [2] (0:10.99)	0:23.03 [2] (0:11.20)	0:11.83 [6] (0:11.83)
Average Speed [km/h]	50.4	65.1	64.7	65.8	64.5	61.1
Top Speed [km/h]	62.3	66.9	65.7	66.2	65.5	62.9
Avg. Dist. to Rail [m]	5.1	1.8	1.1	1.2	1.5	2.7
Avg. Stride Freq. [Hz]	2.4	2.4	2.4	2.4	2.5	2.4
Avg. Stride Length [m]	6.4	7.5	7.7	7.5	7.3	7.1



- [] Ranking at each section and finish
- :-:- No data available at this section
- NA No data available

Horse/Jockey Name	Hopeful/Aidan Holt
Finish Rank	7
Fastest Section Time (Section)	0:10.93 (400-200)
Top Speed [km/h] (Section)	67.5 (400-200)
Race State	Finished



Townsville QLD --Professional-2026-04-21

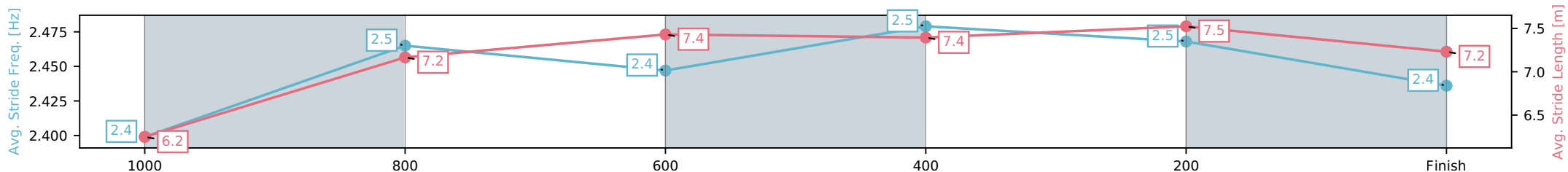
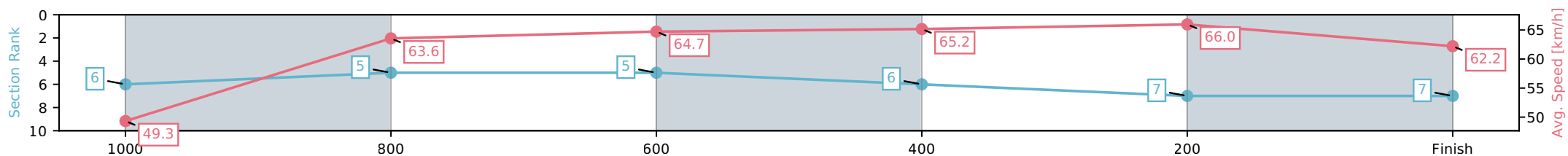
Race 5: HYGAIN OPEN Handicap - 1200m

21 April 2026 - 3:12PM

Track Rating: Good 4, Weather: Fine, Rail Position: +7.5m 1000m-W/
Post, +3m Remainder



Section	L1200	L1000	L800	L600	L400	L200
Section Times	1:11.36 (0:15.29)	0:56.07 [5] (0:11.27)	0:44.80 [5] (0:11.18)	0:33.61 [6] (0:11.12)	0:22.49 [7] (0:10.93)	0:11.56 [7] (0:11.56)
Average Speed [km/h]	49.3	63.6	64.7	65.2	66.0	62.2
Top Speed [km/h]	61.3	65.7	66.1	65.9	67.5	63.7
Avg. Dist. to Rail [m]	4.3	1.2	1.0	1.5	1.0	1.6
Avg. Stride Freq. [Hz]	2.4	2.5	2.4	2.5	2.5	2.4
Avg. Stride Length [m]	6.2	7.2	7.4	7.4	7.5	7.2



- [] Ranking at each section and finish
- :-:- No data available at this section
- NA No data available

Horse/Jockey Name	Medal/Chris Whiteley
Finish Rank	8
Fastest Section Time (Section)	0:10.90 (400-200)
Top Speed [km/h] (Section)	67.1 (400-200)
Race State	Finished



Townsville QLD --Professional-2026-04-21

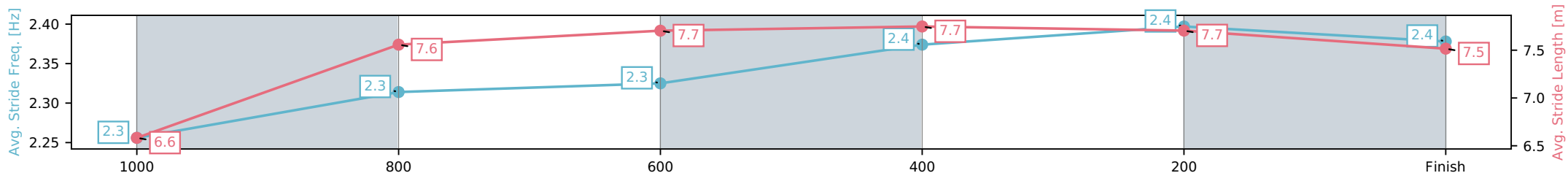
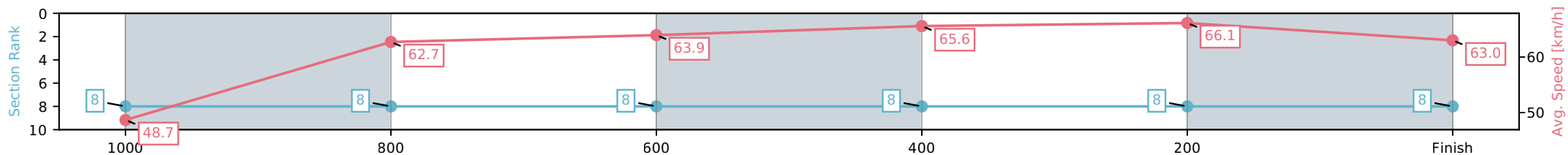
Race 5: HYGAIN OPEN Handicap - 1200m

21 April 2026 - 3:12PM

Track Rating: Good 4, Weather: Fine, Rail Position: +7.5m 1000m-W/
Post, +3m Remainder



Section	L1200	L1000	L800	L600	L400	L200
Section Times	1:11.47 (0:15.47)	0:56.00 [8] (0:11.38)	0:44.61 [8] (0:11.23)	0:33.38 [8] (0:10.98)	0:22.40 [8] (0:10.90)	0:11.51 [8] (0:11.51)
Average Speed [km/h]	48.7	62.7	63.9	65.6	66.1	63.0
Top Speed [km/h]	60.7	63.6	65.4	66.6	67.1	65.5
Avg. Dist. to Rail [m]	4.0	1.7	0.4	0.1	1.3	1.4
Avg. Stride Freq. [Hz]	2.3	2.3	2.3	2.4	2.4	2.4
Avg. Stride Length [m]	6.6	7.6	7.7	7.7	7.7	7.5



[] Ranking at each section and finish
 -:-:- No data available at this section
 NA No data available



Townsville QLD

Race 6: LOLS COMEDY FESTIVAL 30TH MAY @ CLUDEN PARK Class 3 Plate - 1200m

21 April 2026 - 3:47PM



Track Rating: Good 4, Weather: Fine, Rail Position: +7.5m 1000m-W/Post, +3m Remainder

Field Times (Race Tempo) 1:10.82 0:56.72 0:45.66 0:34.43 0:23.12 0:11.74
 (0:14.10) (0:11.06) (0:11.23) (0:11.31) (0:11.38) (0:11.74)

Rank	TAB#	Horse	Overall Time	First 400m	Top Speed km/h (Section)	L1200	L1000	L800	L600	L400	L200		
	(BAR#)	Jockey	Margin (DT-W)	Last 600m	Fastest Section (Time)	Start - 1000	1000 - 800	800 - 600	600 - 400	400 - 200	200 - Finish		
1	7	Khumbila	1:10.82	0:25.51	67.4 (200-0)	1:10.82	0:56.43	0:45.32	0:34.12	0:22.89	0:11.74		
	(4)	Wanderson D'Avila		0:34.13	1000-800 (0:11.12)	(0:14.39)	(0:11.12)	(0:11.19)	(0:11.24)	(0:11.15)	(0:11.74)		
2	3	Ready Tiger	1:10.90	0:25.39	66.3 (1000-800)	1:10.90	0:56.47	0:45.51	0:34.36	0:23.00	0:11.67		
	(2)	Nathan Thomas	0.5L (+0)	0:34.36	1000-800 (0:10.96)	(0:14.43)	(0:10.96)	(0:11.15)	(0:11.36)	(0:11.33)	(0:11.67)		
3	12	KIRIKAN	1:10.97	Data was not able to be tracked for this horse		-:--	-:--	-:--	-:--	-:--	-:--	-:--	-:--
	(8)	Ryan Wiggins	0.92										
4	2	Nolan	1:11.01	0:25.16	66.4 (1200 - 1000)	1:11.01	0:56.91	0:45.85	0:34.62	0:23.31	0:11.92		
	(6)	Adam Sewell	1.1L (-2)	0:34.62	1000-800 (0:11.06)	(0:14.10)	(0:11.06)	(0:11.23)	(0:11.31)	(0:11.39)	(0:11.92)		
5	13	Brave Intent	1:11.14	0:25.89	66.6 (600-400)	1:11.14	0:56.22	0:45.25	1:11.14	0:22.82	0:11.68		
	(11)	Ivo Fry	1.9L (+0)	0:34.02	1000-800 (0:10.97)	(0:14.92)	(0:10.97)	(0:11.23)	(0:10.90)	(0:11.44)	(0:11.68)		
6	10	Read 'Em And Weep	1:11.15	0:25.72	65.8 (1000-800)	1:11.15	0:56.35	0:45.44	0:34.23	0:22.90	0:11.60		
	(1)	Lacey Morrison	2.0L (+0)	0:34.22	1000-800 (0:10.92)	(0:14.80)	(0:10.92)	(0:11.21)	(0:11.32)	(0:11.30)	(0:11.60)		
7	5	Zipitalist	1:11.17	0:26.06	67.7 (800-600)	1:11.17	0:56.18	0:45.10	0:34.08	0:22.97	0:11.75		
	(7)	Tahlia Fenlon	2.1L (+4)	0:34.08	800-600 (0:11.03)	(0:14.99)	(0:11.07)	(0:11.03)	(0:11.11)	(0:11.22)	(0:11.75)		
8	1	Chartwell	1:11.27	0:25.40	66.4 (1200 - 1000)	1:11.27	0:56.86	0:45.88	0:34.67	0:23.40	0:12.03		
	(5)	Olivia Kendal	2.6L (+1)	0:34.67	1000-800 (0:10.99)	(0:14.41)	(0:10.99)	(0:11.20)	(0:11.28)	(0:11.36)	(0:12.03)		
9	6	Cifonelli	1:11.30	0:26.20	66.3 (600-400)	1:11.30	0:56.14	0:45.10	0:33.92	0:22.96	0:11.78		
	(9)	Aidan Holt	2.9L (-1)	0:33.93	600-400 (0:10.96)	(0:15.16)	(0:11.04)	(0:11.17)	(0:10.96)	(0:11.19)	(0:11.78)		
10	4	Swatow	1:11.50	0:25.28	66.4 (1200 - 1000)	1:11.50	0:57.34	0:46.23	0:35.05	0:23.69	0:12.23		
	(10)	Sean Cormack	4.0L (+0)	0:35.05	1000-800 (0:11.12)	(0:14.16)	(0:11.12)	(0:11.18)	(0:11.36)	(0:11.46)	(0:12.23)		

Scratched: Alabama Moonlight (#11)

Report Created: Tue 21 April 2026

(Note: Races are conducted over an approximate distance as close as possible to the advertised distance, and recorded data may vary accordingly. Official times refer to race times only and do not include handicap times.)

[] Position in running at each section and finish TAB# Saddle cloth number

Fastest split

-:-- No data available at this section

BAR# Barrier/Gate Position

Fastest section

NA No data available

DNF Did not finish

DNT Did not track

DT-W Distance travelled compared to winner in metres



Townsville QLD

Race 6: LOLS COMEDY FESTIVAL 30TH MAY @ CLUDEN PARK Class 3 Plate - 1200m

21 April 2026 - 3:47PM

Track Rating: Good 4, Weather: Fine, Rail Position: +7.5m 1000m-W/Post, +3m Remainder



Field Times (Race Tempo) 1:10.82 (0:14.10) 0:56.72 (0:11.06) 0:45.66 (0:11.23) 0:34.43 (0:11.31) 0:23.12 (0:11.38) 0:11.74 (0:11.74)

Rank	TAB#	Horse	Overall Time	First 400m	Top Speed km/h (Section)	L1200	L1000	L800	L600	L400	L200		
	(BAR#)	Jockey	Margin (DT-W)	Last 600m	Fastest Section (Time)	Start - 1000	1000 - 800	800 - 600	600 - 400	400 - 200	200 - Finish		
11	8	Redlights On	1:11.51	0:25.86	66.2 (800-600)	1:11.51	0:56.80	0:45.66	0:34.41	0:23.07	0:11.82		
	(3)	Chris Whiteley	4.1L (+6)	0:34.41	1000-800 (0:11.15)	(0:14.71)	(0:11.15)	(0:11.25)	(0:11.34)	(0:11.25)	(0:11.82)		
12	9	Trapeze Pleasure	1:11.72	0:25.80	67.6 (800-600)	1:11.72	0:56.97	0:45.92	0:34.82	0:23.60	0:12.19		
	(12)	Tasha Chambers	5.3L (+6)	0:34.82	1000-800 (0:11.05)	(0:14.75)	(0:11.05)	(0:11.11)	(0:11.22)	(0:11.41)	(0:12.19)		

Scratched: Alabama Moonlight (#11)

Report Created: Tue 21 April 2026

(Note: Races are conducted over an approximate distance as close as possible to the advertised distance, and recorded data may vary accordingly. Official times refer to race times only and do not include handicap times.)

[] Position in running at each section and finish TAB# Saddle cloth number

-:--:-- No data available at this section

NA No data available

DNT Did not track

BAR# Barrier/Gate Position

DNF Did not finish

DT-W Distance travelled compared to winner in metres

Fastest split

Fastest section

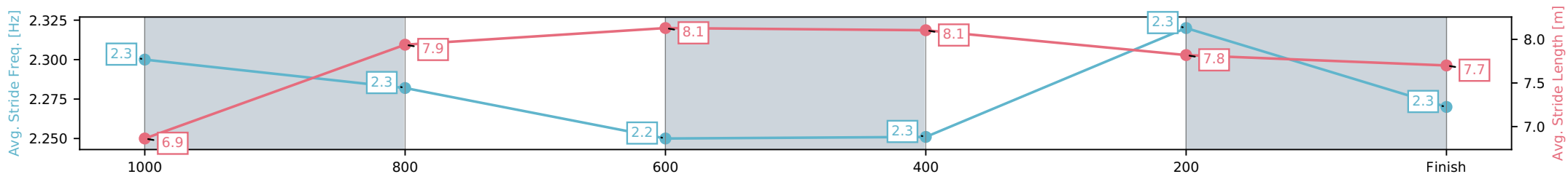
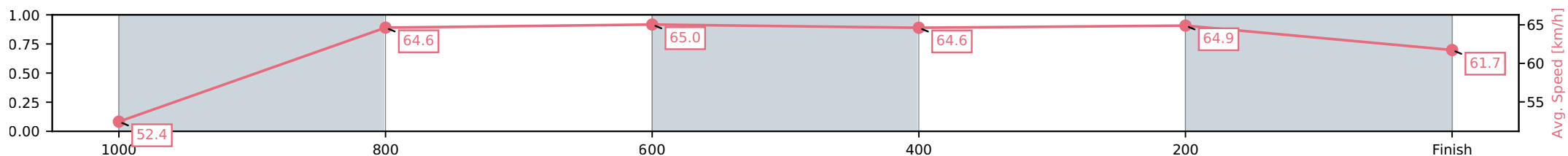
Horse/Jockey Name	Khumbila/Wanderson D'Avila
Finish Rank	1
Fastest Section Time (Section)	0:11.12 (1000-800)
Top Speed [km/h] (Section)	67.4 (200-0)
Race State	Finished



Townsville QLD --Professional-2026-04-21
 Race 6: LOLS COMEDY FESTIVAL 30TH MAY @ CLUDEN
 PARK Class 3 Plate - 1200m
 21 April 2026 - 3:47PM
 Track Rating: Good 4, Weather: Fine, Rail Position: +7.5m 1000m-W/
 Post, +3m Remainder



Section	L1200	L1000	L800	L600	L400	L200
Section Times	1:10.82 (0:14.39)	0:56.43 (0:11.12)	0:45.32 (0:11.19)	0:34.12 (0:11.24)	0:22.89 (0:11.15)	0:11.74 (0:11.74)
Average Speed [km/h]	52.4	64.6	65.0	64.6	64.9	61.7
Top Speed [km/h]	65.1	65.2	65.6	65.7	66.9	67.4
Avg. Dist. to Rail [m]	8.2	1.8	2.3	2.1	3.0	4.5
Avg. Stride Freq. [Hz]	2.3	2.3	2.2	2.3	2.3	2.3
Avg. Stride Length [m]	6.9	7.9	8.1	8.1	7.8	7.7



- [] Ranking at each section and finish
- :-:- No data available at this section
- NA No data available

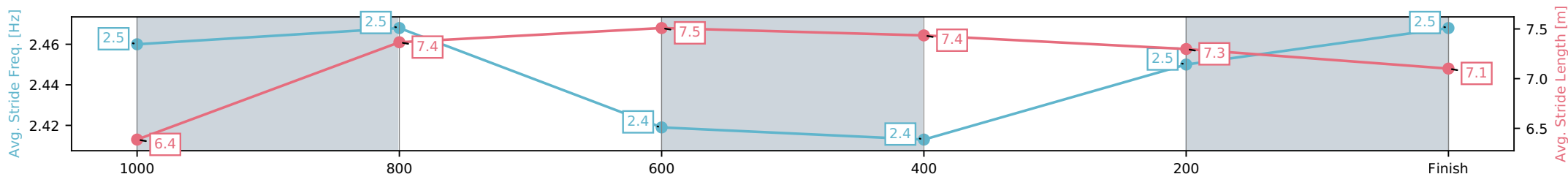
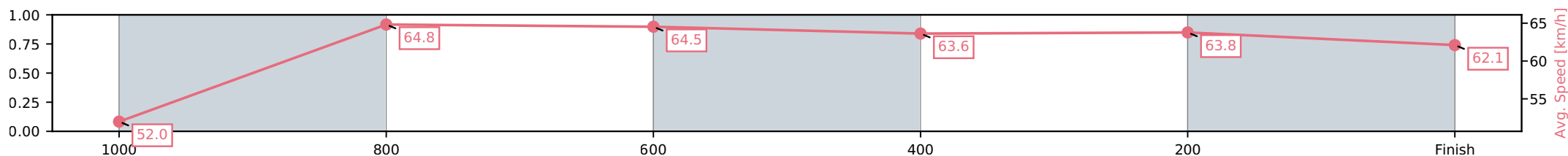
Horse/Jockey Name	Ready Tiger/Nathan Thomas
Finish Rank	2
Fastest Section Time (Section)	0:10.96 (1000-800)
Top Speed [km/h] (Section)	66.3 (1000-800)
Race State	Finished



Townsville QLD --Professional-2026-04-21
 Race 6: LOLS COMEDY FESTIVAL 30TH MAY @ CLUDEN
 PARK Class 3 Plate - 1200m
 21 April 2026 - 3:47PM
 Track Rating: Good 4, Weather: Fine, Rail Position: +7.5m 1000m-W/
 Post, +3m Remainder



Section	L1200	L1000	L800	L600	L400	L200
Section Times	1:10.90 (0:14.43)	0:56.47 (0:10.96)	0:45.51 (0:11.15)	0:34.36 (0:11.36)	0:23.00 (0:11.33)	0:11.67 (0:11.67)
Average Speed [km/h]	52.0	64.8	64.5	63.6	63.8	62.1
Top Speed [km/h]	65.5	66.3	65.5	65.2	64.4	65.0
Avg. Dist. to Rail [m]	7.0	2.5	0.3	0.8	2.7	2.7
Avg. Stride Freq. [Hz]	2.5	2.5	2.4	2.4	2.5	2.5
Avg. Stride Length [m]	6.4	7.4	7.5	7.4	7.3	7.1



[] Ranking at each section and finish
 -:-:- No data available at this section
 NA No data available

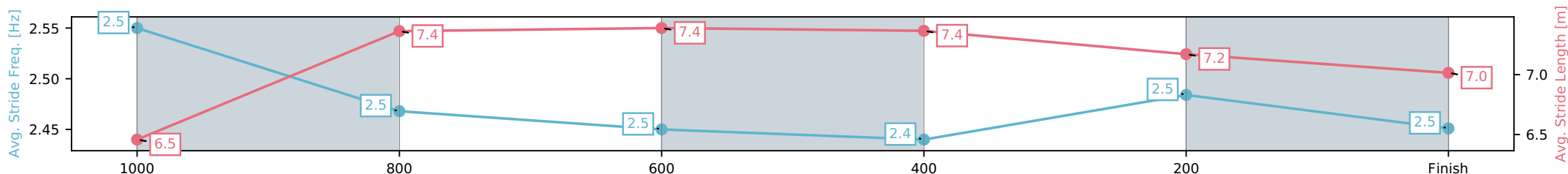
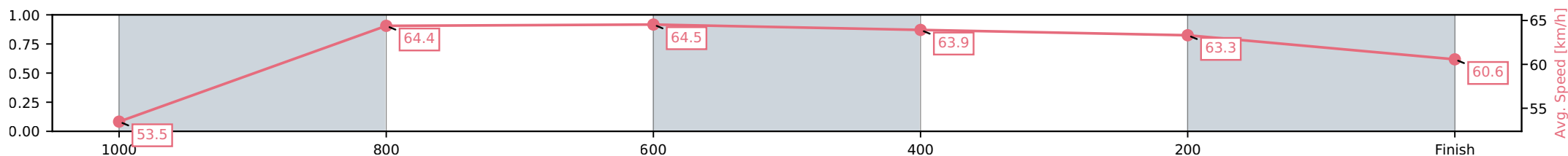
Horse/Jockey Name	Nolan/Adam Sewell
Finish Rank	4
Fastest Section Time (Section)	0:11.06 (1000-800)
Top Speed [km/h] (Section)	66.4 (1200 - 1000)
Race State	Finished



Townsville QLD --Professional-2026-04-21
 Race 6: LOLS COMEDY FESTIVAL 30TH MAY @ CLUDEN
 PARK Class 3 Plate - 1200m
 21 April 2026 - 3:47PM
 Track Rating: Good 4, Weather: Fine, Rail Position: +7.5m 1000m-W/
 Post, +3m Remainder



Section	L1200	L1000	L800	L600	L400	L200
Section Times	1:11.01 (0:14.10)	0:56.91 (0:11.06)	0:45.85 (0:11.23)	0:34.62 (0:11.31)	0:23.31 (0:11.39)	0:11.92 (0:11.92)
Average Speed [km/h]	53.5	64.4	64.5	63.9	63.3	60.6
Top Speed [km/h]	66.4	65.8	65.5	65.5	63.6	62.3
Avg. Dist. to Rail [m]	13.0	2.6	1.2	1.0	1.1	0.8
Avg. Stride Freq. [Hz]	2.5	2.5	2.5	2.4	2.5	2.5
Avg. Stride Length [m]	6.5	7.4	7.4	7.4	7.2	7.0



- [] Ranking at each section and finish
- :-:- No data available at this section
- NA No data available

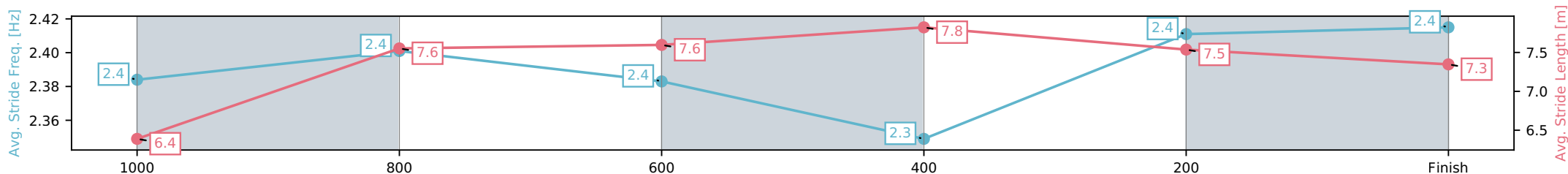
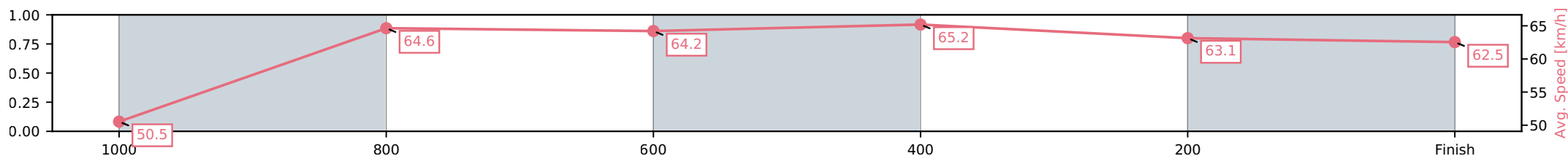
Horse/Jockey Name	Brave Intent/Ivo Fry
Finish Rank	5
Fastest Section Time (Section)	0:10.97 (1000-800)
Top Speed [km/h] (Section)	66.6 (600-400)
Race State	Finished



Townsville QLD --Professional-2026-04-21
 Race 6: LOLS COMEDY FESTIVAL 30TH MAY @ CLUDEN
 PARK Class 3 Plate - 1200m
 21 April 2026 - 3:47PM
 Track Rating: Good 4, Weather: Fine, Rail Position: +7.5m 1000m-W/
 Post, +3m Remainder



Section	L1200	L1000	L800	L600	L400	L200
Section Times	1:11.14 (0:14.92)	0:56.22 (0:10.97)	0:45.25 (0:11.23)	1:11.14 (0:10.90)	0:22.82 (0:11.44)	0:11.68 (0:11.68)
Average Speed [km/h]	50.5	64.6	64.2	65.2	63.1	62.5
Top Speed [km/h]	64.6	65.6	65.4	66.6	65.6	64.3
Avg. Dist. to Rail [m]	8.6	2.8	0.5	2.8	3.9	8.0
Avg. Stride Freq. [Hz]	2.4	2.4	2.4	2.3	2.4	2.4
Avg. Stride Length [m]	6.4	7.6	7.6	7.8	7.5	7.3



[] Ranking at each section and finish
 -:-:- No data available at this section
 NA No data available

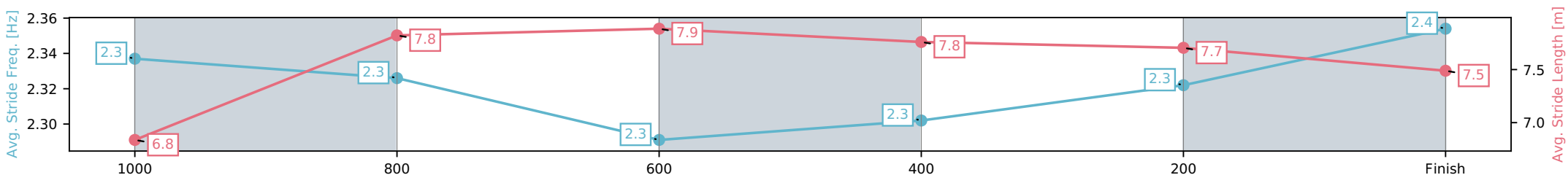
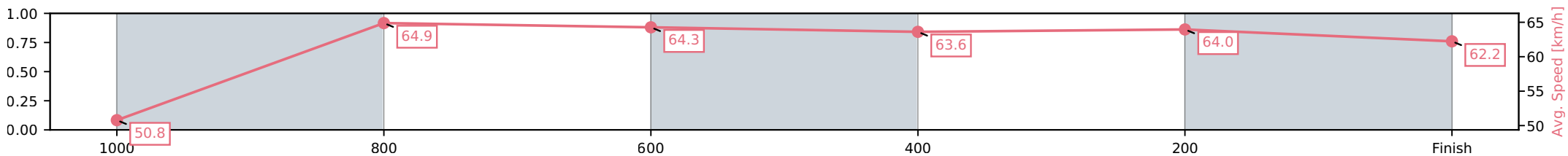
Horse/Jockey Name	Read 'Em And Weep/Lacey Morrison
Finish Rank	6
Fastest Section Time (Section)	0:10.92 (1000-800)
Top Speed [km/h] (Section)	65.8 (1000-800)
Race State	Finished



Townsville QLD --Professional-2026-04-21
 Race 6: LOLS COMEDY FESTIVAL 30TH MAY @ CLUDEN
 PARK Class 3 Plate - 1200m
 21 April 2026 - 3:47PM
 Track Rating: Good 4, Weather: Fine, Rail Position: +7.5m 1000m-W/
 Post, +3m Remainder



Section	L1200	L1000	L800	L600	L400	L200
Section Times	1:11.15 (0:14.80)	0:56.35 (0:10.92)	0:45.44 (0:11.21)	0:34.23 (0:11.32)	0:22.90 (0:11.30)	0:11.60 (0:11.60)
Average Speed [km/h]	50.8	64.9	64.3	63.6	64.0	62.2
Top Speed [km/h]	64.8	65.8	65.3	64.9	65.4	64.9
Avg. Dist. to Rail [m]	6.6	3.2	0.4	0.4	2.9	4.5
Avg. Stride Freq. [Hz]	2.3	2.3	2.3	2.3	2.3	2.4
Avg. Stride Length [m]	6.8	7.8	7.9	7.8	7.7	7.5



- [] Ranking at each section and finish
- :-:- No data available at this section
- NA No data available

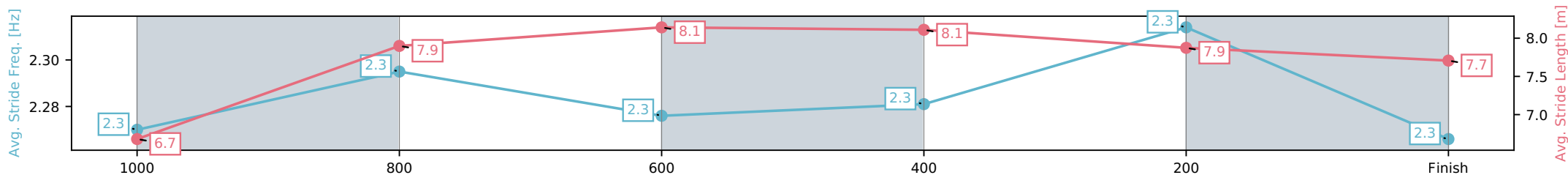
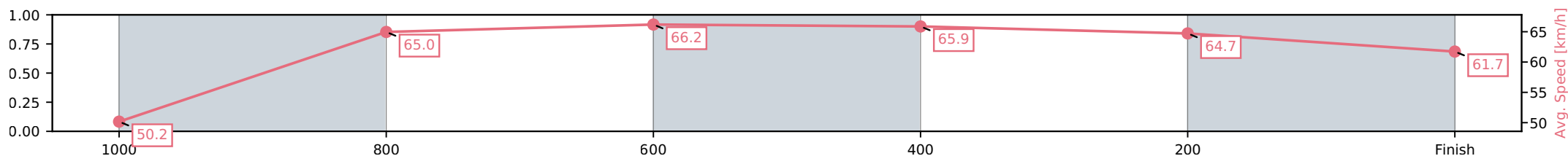
Horse/Jockey Name	Zipitalist/Tahlia Fenlon
Finish Rank	7
Fastest Section Time (Section)	0:11.03 (800-600)
Top Speed [km/h] (Section)	67.7 (800-600)
Race State	Finished



Townsville QLD --Professional-2026-04-21
 Race 6: LOLS COMEDY FESTIVAL 30TH MAY @ CLUDEN
 PARK Class 3 Plate - 1200m
 21 April 2026 - 3:47PM
 Track Rating: Good 4, Weather: Fine, Rail Position: +7.5m 1000m-W/
 Post, +3m Remainder



Section	L1200	L1000	L800	L600	L400	L200
Section Times	1:11.17 (0:14.99)	0:56.18 (0:11.07)	0:45.10 (0:11.03)	0:34.08 (0:11.11)	0:22.97 (0:11.22)	0:11.75 (0:11.75)
Average Speed [km/h]	50.2	65.0	66.2	65.9	64.7	61.7
Top Speed [km/h]	64.4	65.8	67.7	66.4	65.7	64.3
Avg. Dist. to Rail [m]	10.2	1.4	2.9	3.5	6.2	9.5
Avg. Stride Freq. [Hz]	2.3	2.3	2.3	2.3	2.3	2.3
Avg. Stride Length [m]	6.7	7.9	8.1	8.1	7.9	7.7



- [] Ranking at each section and finish
- :-:- No data available at this section
- NA No data available

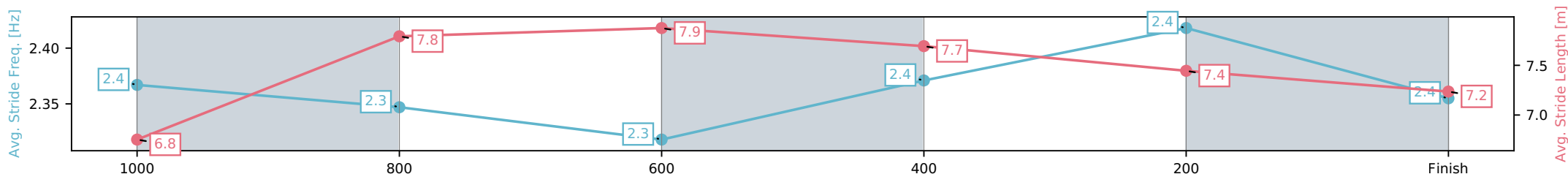
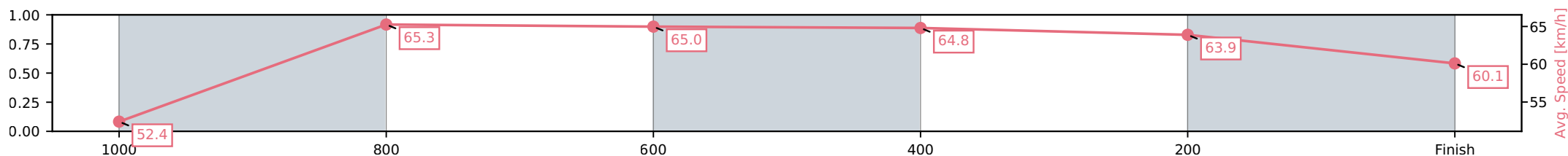
Horse/Jockey Name	Chartwell/Olivia Kendal
Finish Rank	8
Fastest Section Time (Section)	0:10.99 (1000-800)
Top Speed [km/h] (Section)	66.4 (1200 - 1000)
Race State	Finished



Townsville QLD --Professional-2026-04-21
 Race 6: LOLS COMEDY FESTIVAL 30TH MAY @ CLUDEN
 PARK Class 3 Plate - 1200m
 21 April 2026 - 3:47PM
 Track Rating: Good 4, Weather: Fine, Rail Position: +7.5m 1000m-W/
 Post, +3m Remainder



Section	L1200	L1000	L800	L600	L400	L200
Section Times	1:11.27 (0:14.41)	0:56.86 (0:10.99)	0:45.88 (0:11.20)	0:34.67 (0:11.28)	0:23.40 (0:11.36)	0:12.03 (0:12.03)
Average Speed [km/h]	52.4	65.3	65.0	64.8	63.9	60.1
Top Speed [km/h]	66.4	65.9	65.5	65.6	64.8	62.5
Avg. Dist. to Rail [m]	9.0	1.6	2.3	3.2	5.4	7.5
Avg. Stride Freq. [Hz]	2.4	2.3	2.3	2.4	2.4	2.4
Avg. Stride Length [m]	6.8	7.8	7.9	7.7	7.4	7.2



- [] Ranking at each section and finish
- :-:- No data available at this section
- NA No data available

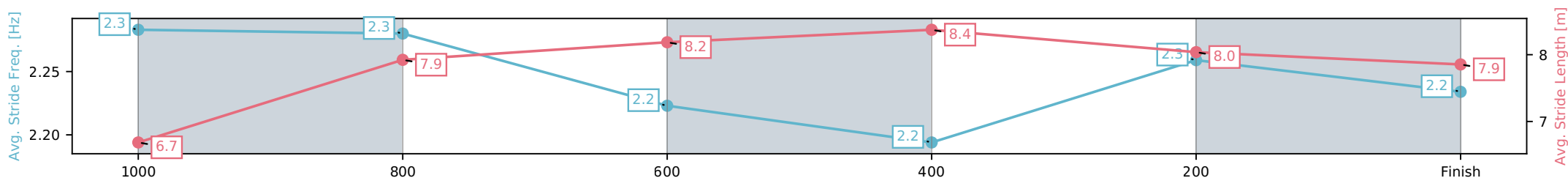
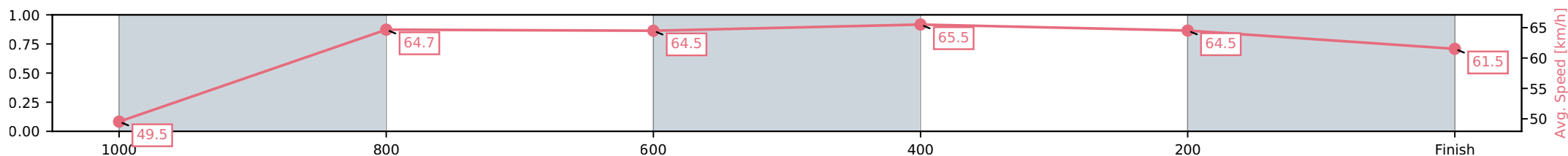
Horse/Jockey Name	Cifonelli/Aidan Holt
Finish Rank	9
Fastest Section Time (Section)	0:10.96 (600-400)
Top Speed [km/h] (Section)	66.3 (600-400)
Race State	Finished



Townsville QLD --Professional-2026-04-21
 Race 6: LOLS COMEDY FESTIVAL 30TH MAY @ CLUDEN
 PARK Class 3 Plate - 1200m
 21 April 2026 - 3:47PM
 Track Rating: Good 4, Weather: Fine, Rail Position: +7.5m 1000m-W/
 Post, +3m Remainder



Section	L1200	L1000	L800	L600	L400	L200
Section Times	1:11.30 (0:15.16)	0:56.14 (0:11.04)	0:45.10 (0:11.17)	0:33.92 (0:10.96)	0:22.96 (0:11.19)	0:11.78 (0:11.78)
Average Speed [km/h]	49.5	64.7	64.5	65.5	64.5	61.5
Top Speed [km/h]	63.6	66.1	66.1	66.3	65.3	65.5
Avg. Dist. to Rail [m]	11.7	1.5	0.4	0.6	2.6	5.8
Avg. Stride Freq. [Hz]	2.3	2.3	2.2	2.2	2.3	2.2
Avg. Stride Length [m]	6.7	7.9	8.2	8.4	8.0	7.9



- [] Ranking at each section and finish
- :-:- No data available at this section
- NA No data available

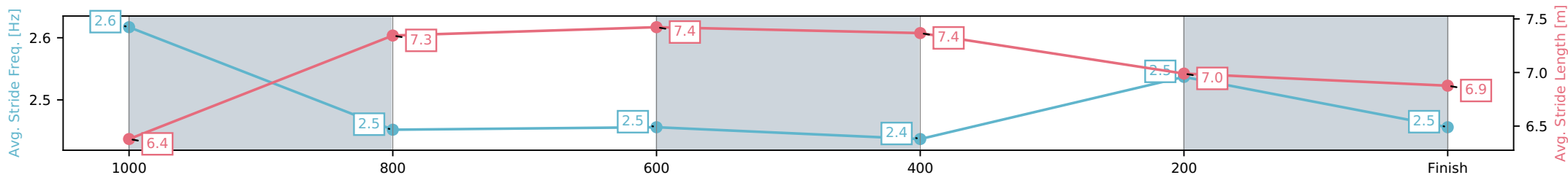
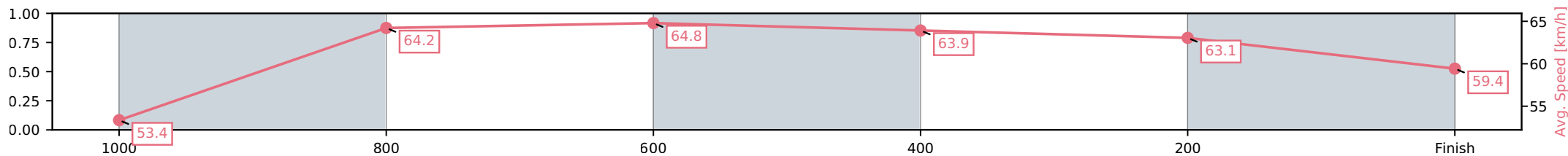
Horse/Jockey Name	Swatow/Sean Cormack
Finish Rank	10
Fastest Section Time (Section)	0:11.12 (1000-800)
Top Speed [km/h] (Section)	66.4 (1200 - 1000)
Race State	Finished



Townsville QLD --Professional-2026-04-21
 Race 6: LOLS COMEDY FESTIVAL 30TH MAY @ CLUDEN
 PARK Class 3 Plate - 1200m
 21 April 2026 - 3:47PM
 Track Rating: Good 4, Weather: Fine, Rail Position: +7.5m 1000m-W/
 Post, +3m Remainder



Section	L1200	L1000	L800	L600	L400	L200
Section Times	1:11.50 (0:14.16)	0:57.34 (0:11.12)	0:46.23 (0:11.18)	0:35.05 (0:11.36)	0:23.69 (0:11.46)	0:12.23 (0:12.23)
Average Speed [km/h]	53.4	64.2	64.8	63.9	63.1	59.4
Top Speed [km/h]	66.4	64.9	65.6	65.5	63.9	62.2
Avg. Dist. to Rail [m]	11.2	2.0	1.4	1.7	3.2	4.7
Avg. Stride Freq. [Hz]	2.6	2.5	2.5	2.4	2.5	2.5
Avg. Stride Length [m]	6.4	7.3	7.4	7.4	7.0	6.9



- [] Ranking at each section and finish
- :-:- No data available at this section
- NA No data available

Horse/Jockey Name	Redlights On/Chris Whiteley
Finish Rank	11
Fastest Section Time (Section)	0:11.15 (1000-800)
Top Speed [km/h] (Section)	66.2 (800-600)
Race State	Finished



Townsville QLD --Professional-2026-04-21

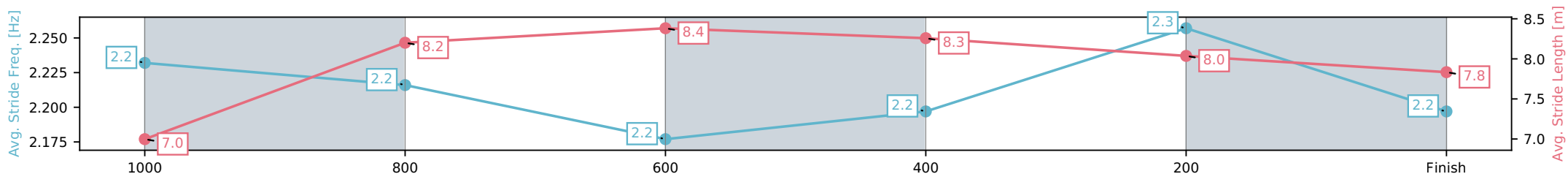
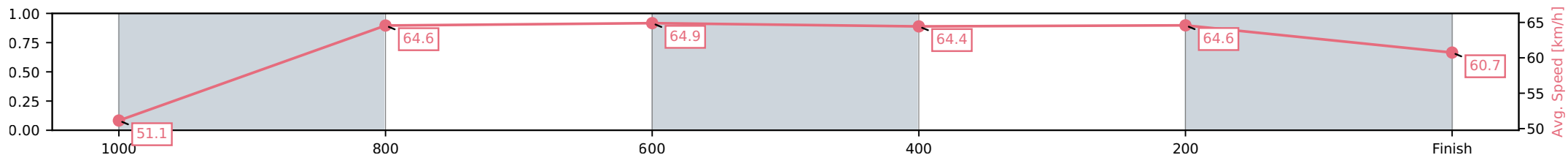
Race 6: LOLS COMEDY FESTIVAL 30TH MAY @ CLUDEN PARK Class 3 Plate - 1200m

21 April 2026 - 3:47PM

Track Rating: Good 4, Weather: Fine, Rail Position: +7.5m 1000m-W/ Post, +3m Remainder



Section	L1200	L1000	L800	L600	L400	L200
Section Times	1:11.51 (0:14.71)	0:56.80 (0:11.15)	0:45.66 (0:11.25)	0:34.41 (0:11.34)	0:23.07 (0:11.25)	0:11.82 (0:11.82)
Average Speed [km/h]	51.1	64.6	64.9	64.4	64.6	60.7
Top Speed [km/h]	64.1	65.8	66.2	65.1	66.0	63.7
Avg. Dist. to Rail [m]	7.8	2.2	2.9	3.2	6.3	10.0
Avg. Stride Freq. [Hz]	2.2	2.2	2.2	2.2	2.3	2.2
Avg. Stride Length [m]	7.0	8.2	8.4	8.3	8.0	7.8



- [] Ranking at each section and finish
- :-:- No data available at this section
- NA No data available

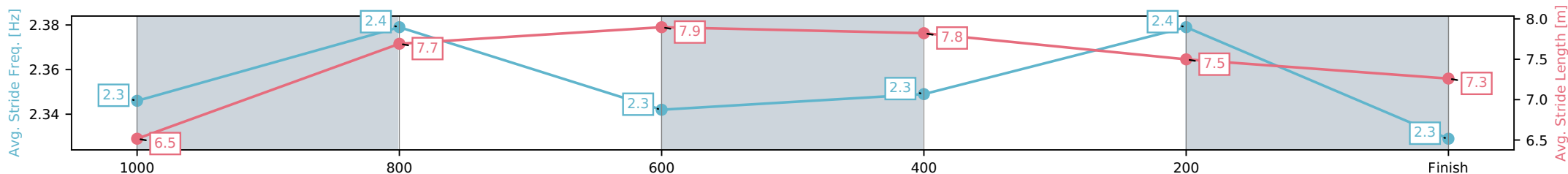
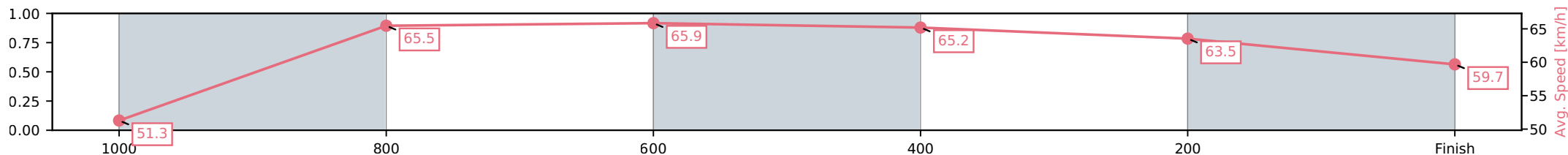
Horse/Jockey Name	Trapeze Pleasure/Tasha Chambers
Finish Rank	12
Fastest Section Time (Section)	0:11.05 (1000-800)
Top Speed [km/h] (Section)	67.6 (800-600)
Race State	Finished



Townsville QLD --Professional-2026-04-21
 Race 6: LOLS COMEDY FESTIVAL 30TH MAY @ CLUDEN
 PARK Class 3 Plate - 1200m
 21 April 2026 - 3:47PM
 Track Rating: Good 4, Weather: Fine, Rail Position: +7.5m 1000m-W/
 Post, +3m Remainder



Section	L1200	L1000	L800	L600	L400	L200
Section Times	1:11.72 (0:14.75)	0:56.97 (0:11.05)	0:45.92 (0:11.11)	0:34.82 (0:11.22)	0:23.60 (0:11.41)	0:12.19 (0:12.19)
Average Speed [km/h]	51.3	65.5	65.9	65.2	63.5	59.7
Top Speed [km/h]	65.3	67.2	67.6	66.6	64.7	61.3
Avg. Dist. to Rail [m]	14.2	2.1	3.4	3.2	5.3	7.5
Avg. Stride Freq. [Hz]	2.3	2.4	2.3	2.3	2.4	2.3
Avg. Stride Length [m]	6.5	7.7	7.9	7.8	7.5	7.3



- [] Ranking at each section and finish
- :-:- No data available at this section
- NA No data available

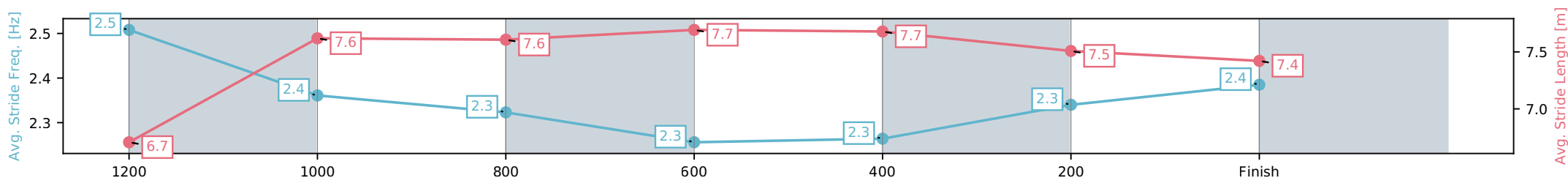
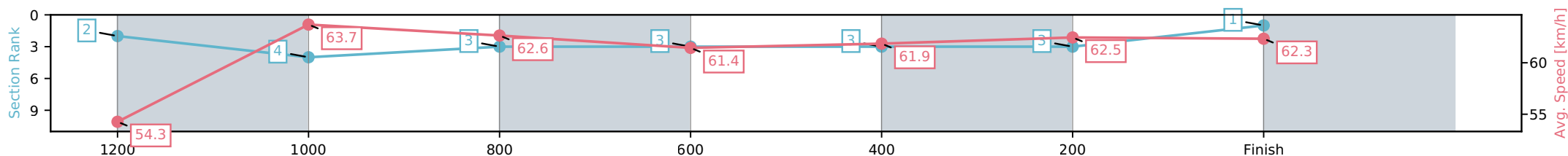
Horse/Jockey Name	New Level/Tahlia Fenlon
Finish Rank	1
Fastest Section Time (Section)	0:11.25 (1200-1000)
Top Speed [km/h] (Section)	65.7 (1400 - 1200)
Race State	Finished



Townsville QLD --Professional-2026-04-21
 Race 7: LADBROKES SAME RACE MULTI BENCHMARK 65
 Handicap - 1400m
 21 April 2026 - 4:27PM
 Track Rating: Good 4, Weather: Fine, Rail Position: +7.5m 1000m-W/
 Post, +3m Remainder



Section	L1400	L1200	L1000	L800	L600	L400	L200
Section Times	1:23.95 (0:14.65)	1:09.30 [4] (0:11.25)	0:58.05 [3] (0:11.38)	0:46.67 [3] (0:11.72)	0:34.95 [3] (0:11.74)	0:23.20 [3] (0:11.58)	0:11.62 [1] (0:11.62)
Average Speed [km/h]	54.3	63.7	62.6	61.4	61.9	62.5	62.3
Top Speed [km/h]	65.7	65.4	63.4	62.6	63.3	64.1	64.1
Avg. Dist. to Rail [m]	4.8	2.0	2.2	0.5	1.9	3.7	3.9
Avg. Stride Freq. [Hz]	2.5	2.4	2.3	2.3	2.3	2.3	2.4
Avg. Stride Length [m]	6.7	7.6	7.6	7.7	7.7	7.5	7.4



- [] Ranking at each section and finish
- :-:- No data available at this section
- NA No data available

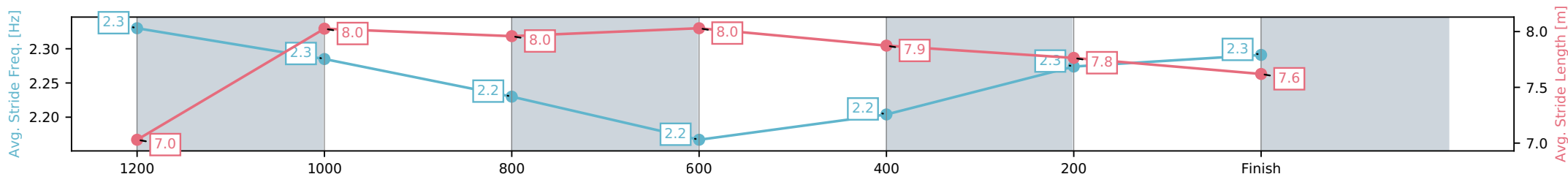
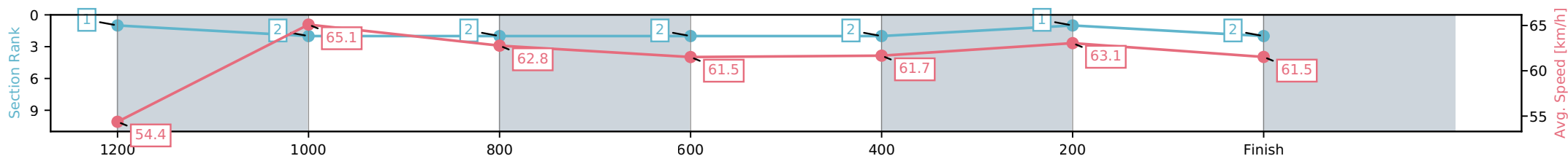
Horse/Jockey Name	Thirteen Under/Lacey Morrison
Finish Rank	2
Fastest Section Time (Section)	0:11.03 (1200-1000)
Top Speed [km/h] (Section)	65.9 (1200-1000)
Race State	Finished



Townsville QLD --Professional-2026-04-21
 Race 7: LADBROKES SAME RACE MULTI BENCHMARK 65
 Handicap - 1400m
 21 April 2026 - 4:27PM
 Track Rating: Good 4, Weather: Fine, Rail Position: +7.5m 1000m-W/
 Post, +3m Remainder



Section	L1400	L1200	L1000	L800	L600	L400	L200
Section Times	1:23.98 (0:14.61)	1:09.37 [2] (0:11.03)	0:58.34 [2] (0:11.39)	0:46.95 [2] (0:11.75)	0:35.20 [2] (0:11.81)	0:23.39 [1] (0:11.48)	0:11.91 [2] (0:11.91)
Average Speed [km/h]	54.4	65.1	62.8	61.5	61.7	63.1	61.5
Top Speed [km/h]	65.8	65.9	63.9	62.2	62.1	63.8	63.0
Avg. Dist. to Rail [m]	7.0	1.0	1.6	0.8	2.4	2.9	3.0
Avg. Stride Freq. [Hz]	2.3	2.3	2.2	2.2	2.2	2.3	2.3
Avg. Stride Length [m]	7.0	8.0	8.0	8.0	7.9	7.8	7.6



- [] Ranking at each section and finish
- :-:- No data available at this section
- NA No data available

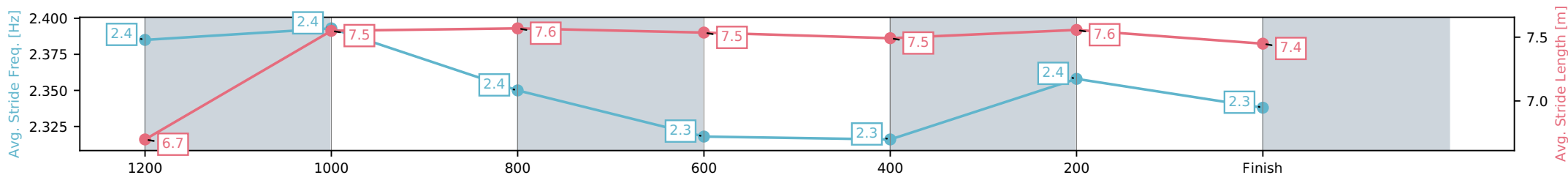
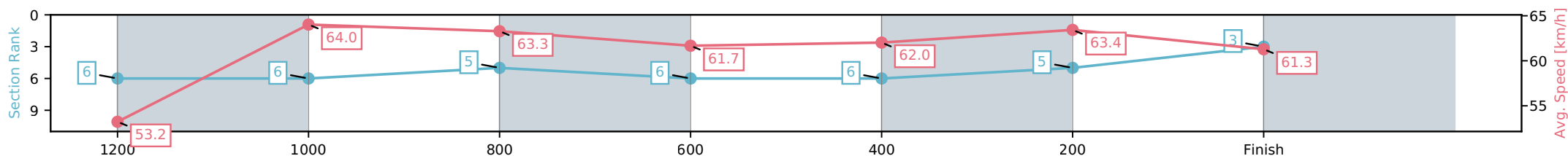
Horse/Jockey Name	Rashford/Adam Sewell
Finish Rank	3
Fastest Section Time (Section)	0:11.23 (1200-1000)
Top Speed [km/h] (Section)	64.7 (400-200)
Race State	Finished



Townsville QLD --Professional-2026-04-21
 Race 7: LADBROKES SAME RACE MULTI BENCHMARK 65
 Handicap - 1400m
 21 April 2026 - 4:27PM
 Track Rating: Good 4, Weather: Fine, Rail Position: +7.5m 1000m-W/
 Post, +3m Remainder



Section	L1400	L1200	L1000	L800	L600	L400	L200
Section Times	1:24.36 (0:14.91)	1:09.45 [6] (0:11.23)	0:58.23 [5] (0:11.38)	0:46.85 [6] (0:11.77)	0:35.08 [6] (0:11.81)	0:23.27 [5] (0:11.44)	0:11.82 [3] (0:11.82)
Average Speed [km/h]	53.2	64.0	63.3	61.7	62.0	63.4	61.3
Top Speed [km/h]	64.7	64.7	64.6	63.5	63.3	64.7	63.2
Avg. Dist. to Rail [m]	4.6	1.2	1.5	2.0	3.6	4.9	4.7
Avg. Stride Freq. [Hz]	2.4	2.4	2.4	2.3	2.3	2.4	2.3
Avg. Stride Length [m]	6.7	7.5	7.6	7.5	7.5	7.6	7.4



- [] Ranking at each section and finish
- :-:- No data available at this section
- NA No data available

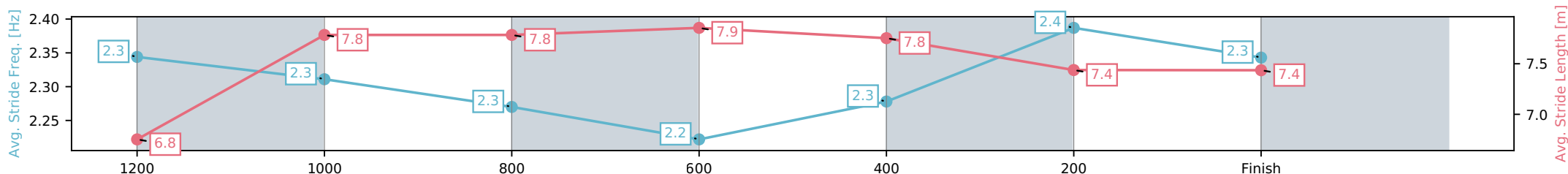
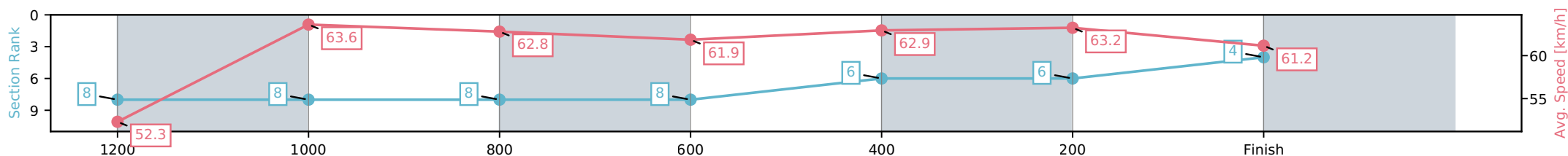
Horse/Jockey Name	Looming One/Chelsea Jokic
Finish Rank	4
Fastest Section Time (Section)	0:11.32 (1200-1000)
Top Speed [km/h] (Section)	65.3 (400-200)
Race State	Finished



Townsville QLD --Professional-2026-04-21
 Race 7: LADBROKES SAME RACE MULTI BENCHMARK 65
 Handicap - 1400m
 21 April 2026 - 4:27PM
 Track Rating: Good 4, Weather: Fine, Rail Position: +7.5m 1000m-W/
 Post, +3m Remainder



Section	L1400	L1200	L1000	L800	L600	L400	L200
Section Times	1:24.37 (0:15.13)	1:09.24 [8] (0:11.32)	0:57.92 [8] (0:11.48)	0:46.44 [8] (0:11.64)	0:34.80 [6] (0:11.52)	0:23.28 [6] (0:11.46)	0:11.82 [4] (0:11.82)
Average Speed [km/h]	52.3	63.6	62.8	61.9	62.9	63.2	61.2
Top Speed [km/h]	64.5	64.6	63.7	63.1	63.8	65.3	63.2
Avg. Dist. to Rail [m]	5.4	1.7	1.0	0.3	1.6	5.1	6.7
Avg. Stride Freq. [Hz]	2.3	2.3	2.3	2.2	2.3	2.4	2.3
Avg. Stride Length [m]	6.8	7.8	7.8	7.9	7.8	7.4	7.4



- [] Ranking at each section and finish
- :-:- No data available at this section
- NA No data available

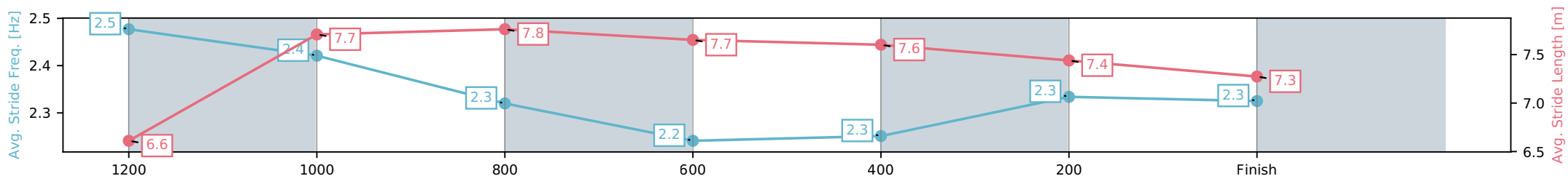
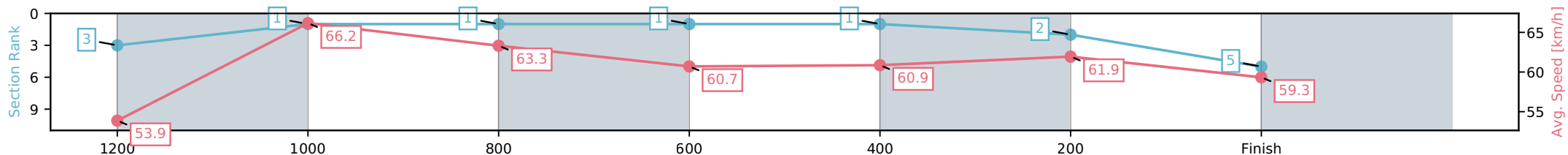
Horse/Jockey Name	Talons/Ivo Fry
Finish Rank	5
Fastest Section Time (Section)	0:10.87 (1200-1000)
Top Speed [km/h] (Section)	66.8 (1400 - 1200)
Race State	Finished



Townsville QLD --Professional-2026-04-21
 Race 7: LADBROKES SAME RACE MULTI BENCHMARK 65
 Handicap - 1400m
 21 April 2026 - 4:27PM
 Track Rating: Good 4, Weather: Fine, Rail Position: +7.5m 1000m-W/
 Post, +3m Remainder



Section	L1400	L1200	L1000	L800	L600	L400	L200
Section Times	1:24.42 (0:14.72)	1:09.70 [1] (0:10.87)	0:58.82 [1] (0:11.34)	0:47.49 [1] (0:11.80)	0:35.68 [1] (0:11.81)	0:23.88 [2] (0:11.64)	0:12.23 [5] (0:12.23)
Average Speed [km/h]	53.9	66.2	63.3	60.7	60.9	61.9	59.3
Top Speed [km/h]	66.8	66.6	65.8	61.6	61.2	63.5	61.4
Avg. Dist. to Rail [m]	6.8	1.8	0.9	0.8	0.4	0.6	0.7
Avg. Stride Freq. [Hz]	2.5	2.4	2.3	2.2	2.3	2.3	2.3
Avg. Stride Length [m]	6.6	7.7	7.8	7.7	7.6	7.4	7.3



[] Ranking at each section and finish
 -:-:- No data available at this section
 NA No data available

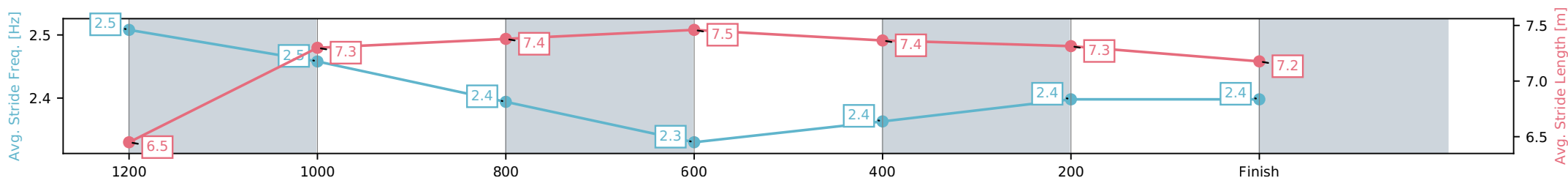
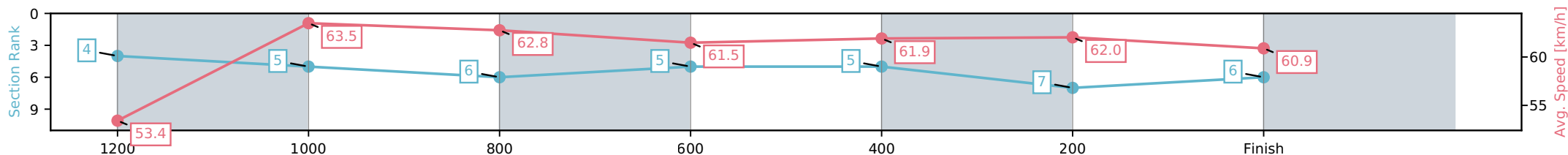
Horse/Jockey Name	First Man/Aidan Holt
Finish Rank	6
Fastest Section Time (Section)	0:11.29 (1200-1000)
Top Speed [km/h] (Section)	64.8 (1400 - 1200)
Race State	Finished



Townsville QLD --Professional-2026-04-21
 Race 7: LADBROKES SAME RACE MULTI BENCHMARK 65
 Handicap - 1400m
 21 April 2026 - 4:27PM
 Track Rating: Good 4, Weather: Fine, Rail Position: +7.5m 1000m-W/
 Post, +3m Remainder



Section	L1400	L1200	L1000	L800	L600	L400	L200
Section Times	1:24.58 (0:14.84)	1:09.74 [5] (0:11.29)	0:58.45 [6] (0:11.38)	0:47.07 [5] (0:11.76)	0:35.31 [5] (0:11.68)	0:23.63 [7] (0:11.66)	0:11.97 [6] (0:11.97)
Average Speed [km/h]	53.4	63.5	62.8	61.5	61.9	62.0	60.9
Top Speed [km/h]	64.8	64.6	63.7	62.7	63.9	63.3	61.5
Avg. Dist. to Rail [m]	3.6	1.6	2.2	0.8	1.0	3.6	4.6
Avg. Stride Freq. [Hz]	2.5	2.5	2.4	2.3	2.4	2.4	2.4
Avg. Stride Length [m]	6.5	7.3	7.4	7.5	7.4	7.3	7.2



[] Ranking at each section and finish
 -:-:- No data available at this section
 NA No data available

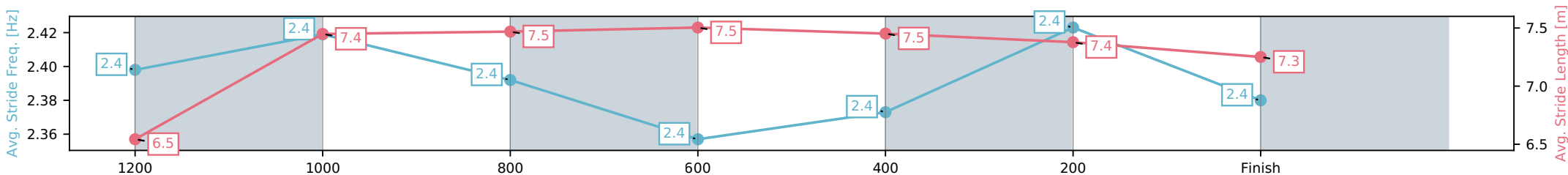
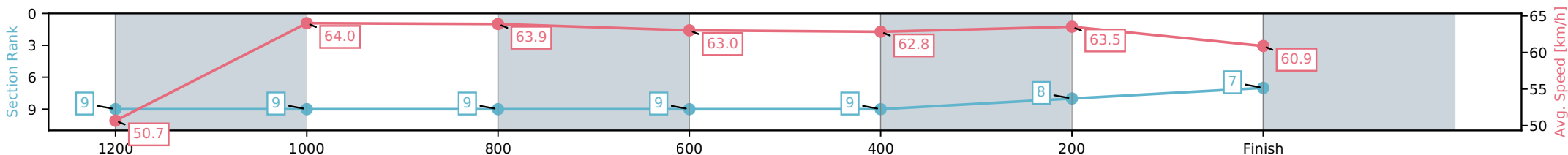
Horse/Jockey Name	Stadium Of Light/Olivia Kendal
Finish Rank	7
Fastest Section Time (Section)	0:11.25 (1200-1000)
Top Speed [km/h] (Section)	65.1 (1000-800)
Race State	Finished



Townsville QLD --Professional-2026-04-21
 Race 7: LADBROKES SAME RACE MULTI BENCHMARK 65
 Handicap - 1400m
 21 April 2026 - 4:27PM
 Track Rating: Good 4, Weather: Fine, Rail Position: +7.5m 1000m-W/
 Post, +3m Remainder



Section	L1400	L1200	L1000	L800	L600	L400	L200
Section Times	1:24.63 (0:15.69)	1:08.94 [9] (0:11.25)	0:57.68 [9] (0:11.26)	0:46.43 [9] (0:11.53)	0:34.90 [9] (0:11.54)	0:23.36 [8] (0:11.36)	0:12.00 [7] (0:12.00)
Average Speed [km/h]	50.7	64.0	63.9	63.0	62.8	63.5	60.9
Top Speed [km/h]	63.0	65.0	65.1	63.6	63.6	64.4	63.6
Avg. Dist. to Rail [m]	7.4	2.2	1.4	1.8	1.6	2.0	1.5
Avg. Stride Freq. [Hz]	2.4	2.4	2.4	2.4	2.4	2.4	2.4
Avg. Stride Length [m]	6.5	7.4	7.5	7.5	7.5	7.4	7.3



[] Ranking at each section and finish
 -:-:- No data available at this section
 NA No data available

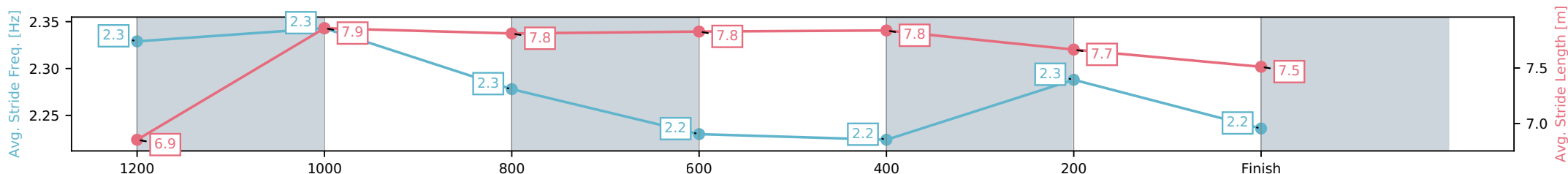
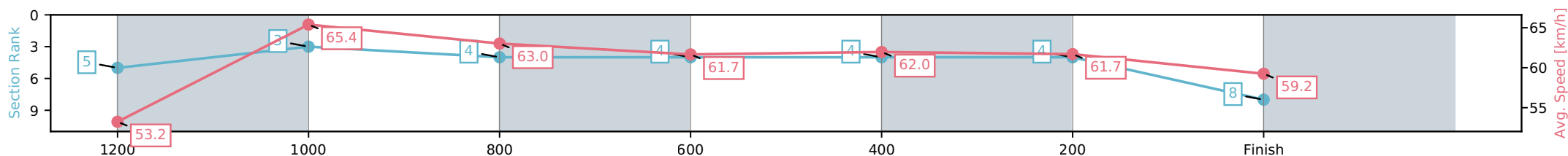
Horse/Jockey Name	Eclipse/Ryan Wiggins
Finish Rank	8
Fastest Section Time (Section)	0:11.01 (1200-1000)
Top Speed [km/h] (Section)	65.7 (1200-1000)
Race State	Finished



Townsville QLD --Professional-2026-04-21
 Race 7: LADBROKES SAME RACE MULTI BENCHMARK 65
 Handicap - 1400m
 21 April 2026 - 4:27PM
 Track Rating: Good 4, Weather: Fine, Rail Position: +7.5m 1000m-W/
 Post, +3m Remainder



Section	L1400	L1200	L1000	L800	L600	L400	L200
Section Times	1:24.66 (0:14.86)	1:09.80 [3] (0:11.01)	0:58.79 [4] (0:11.46)	0:47.33 [4] (0:11.76)	0:35.58 [4] (0:11.70)	0:23.88 [4] (0:11.73)	0:12.14 [8] (0:12.14)
Average Speed [km/h]	53.2	65.4	63.0	61.7	62.0	61.7	59.2
Top Speed [km/h]	65.3	65.7	64.2	62.9	63.1	62.8	60.9
Avg. Dist. to Rail [m]	7.3	2.2	1.8	1.5	1.4	3.9	4.3
Avg. Stride Freq. [Hz]	2.3	2.3	2.3	2.2	2.2	2.3	2.2
Avg. Stride Length [m]	6.9	7.9	7.8	7.8	7.8	7.7	7.5



- [] Ranking at each section and finish
- :-:- No data available at this section
- NA No data available

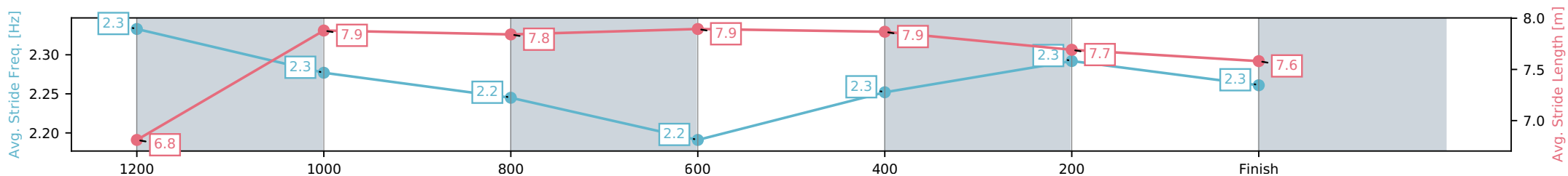
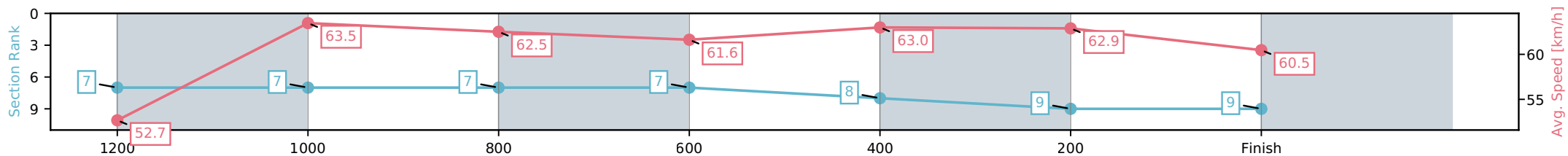
Horse/Jockey Name	Perovic/Lauren Guernier
Finish Rank	9
Fastest Section Time (Section)	0:11.30 (1200-1000)
Top Speed [km/h] (Section)	64.8 (1200-1000)
Race State	Finished



Townsville QLD --Professional-2026-04-21
 Race 7: LADBROKES SAME RACE MULTI BENCHMARK 65
 Handicap - 1400m
 21 April 2026 - 4:27PM
 Track Rating: Good 4, Weather: Fine, Rail Position: +7.5m 1000m-W/
 Post, +3m Remainder



Section	L1400	L1200	L1000	L800	L600	L400	L200
Section Times	1:24.92 (0:15.05)	1:09.87 [7] (0:11.30)	0:58.57 [7] (0:11.42)	0:47.14 [7] (0:11.80)	0:35.35 [8] (0:11.67)	0:23.68 [9] (0:11.57)	0:12.11 [9] (0:12.11)
Average Speed [km/h]	52.7	63.5	62.5	61.6	63.0	62.9	60.5
Top Speed [km/h]	64.4	64.8	63.3	63.5	64.0	63.1	62.3
Avg. Dist. to Rail [m]	3.0	0.9	1.7	1.9	4.5	5.7	7.1
Avg. Stride Freq. [Hz]	2.3	2.3	2.2	2.2	2.3	2.3	2.3
Avg. Stride Length [m]	6.8	7.9	7.8	7.9	7.9	7.7	7.6



- [] Ranking at each section and finish
- :-:- No data available at this section
- NA No data available