



Doomben QLD

Race 1: GALLOPERS SPORTS CLUB QTIS Two-Year-Old Handicap - 1110m

22 April 2026 - 12:34PM

Track Rating: Good 4, Weather: Fine, Rail Position: +9.5m Entire Circuit



BRISBANE
RACING CLUB

Field Times (Race Tempo) 1:05.09 0:56.49 0:46.08 0:35.06 0:23.53 0:11.90
 (0:08.60) (0:10.41) (0:11.02) (0:11.53) (0:11.62) (0:11.90)

Rank	TAB#	Horse	Overall Time	First 400m	Top Speed km/h (Section)	L1110	L1000	L800	L600	L400	L200		
	(BAR#)	Jockey	Margin (DT-W)	Last 600m	Fastest Section (Time)	Start - 1000	1000 - 800	800 - 600	600 - 400	400 - 200	200 - Finish		
1	2	Berzelius	1:05.09	0:24.52	67.6 (1000-800)	1:05.09	0:56.34 [5]	0:45.53 [6]	0:34.35 [7]	0:22.94 [5]	0:11.75 [3]		
	(3)	Angela Jones		0:34.34	1000-800 (0:10.81)	(0:08.75)	(0:10.81)	(0:11.18)	(0:11.40)	(0:11.19)	(0:11.75)		
2	6	Dolly Boom	1:05.33	0:24.03	70.3 (1000-800)	1:05.33	0:56.68 [3]	0:46.07 [4]	0:35.05 [3]	0:23.41 [4]	0:11.98 [4]		
	(4)	Emily Lang	1.4L (+10)	0:35.05	1000-800 (0:10.62)	(0:08.65)	(0:10.62)	(0:11.01)	(0:11.64)	(0:11.43)	(0:11.98)		
3	4	Home Tomurra	1:05.69	0:24.13	69.4 (1000-800)	1:05.69	0:57.01 [4]	0:46.54 [3]	0:35.35 [4]	0:23.78 [3]	0:12.23 [6]		
	(1)	Damien Thornton	3.5L (+0)	0:35.35	1000-800 (0:10.47)	(0:08.68)	(0:10.47)	(0:11.19)	(0:11.57)	(0:11.55)	(0:12.23)		
4	5	Settle This	1:05.73	0:24.58	68.0 (1000-800)	1:05.73	0:56.90 [7]	0:46.02 [7]	0:35.02 [6]	0:23.58 [6]	0:12.35 [5]		
	(8)	Ryan Maloney	3.8L (+1)	0:35.03	1000-800 (0:10.88)	(0:08.83)	(0:10.88)	(0:11.00)	(0:11.45)	(0:11.23)	(0:12.35)		
5	8	Run Like A Girl	1:05.83	0:23.91	70.9 (1000-800)	1:05.83	0:57.23 [1]	0:46.82 [1]	0:35.80 [1]	0:24.27 [1]	0:12.64 [1]		
	(5)	Cejay Graham	4.4L (+13)	0:35.79	1000-800 (0:10.41)	(0:08.60)	(0:10.41)	(0:11.02)	(0:11.53)	(0:11.62)	(0:12.64)		
6	9	Super Swazey	1:06.19	0:24.95	67.4 (1000-800)	1:06.19	0:56.98 [9]	0:46.15 [9]	0:35.12 [8]	0:23.59 [8]	0:12.12 [7]		
	(9)	Karl Zechner	6.5L (-1)	0:35.12	1000-800 (0:10.82)	(0:09.21)	(0:10.82)	(0:11.03)	(0:11.53)	(0:11.47)	(0:12.12)		
7	1	Ever So Ready	1:06.20	0:23.96	70.8 (1000-800)	1:06.20	0:57.56 [2]	0:47.05 [2]	0:36.14 [2]	0:24.56 [2]	0:12.86 [2]		
	(6)	Ben Thompson	6.5L (+11)	0:36.14	1000-800 (0:10.51)	(0:08.64)	(0:10.51)	(0:10.91)	(0:11.58)	(0:11.70)	(0:12.86)		
8	3	Come Sundown	1:06.40	0:24.84	66.7 (1000-800)	1:06.40	0:57.34 [8]	0:46.47 [8]	0:35.25 [9]	0:23.75 [9]	0:12.12 [9]		
	(7)	Mark Du Plessis	7.7L (+6)	0:35.25	1000-800 (0:10.86)	(0:09.06)	(0:10.86)	(0:11.23)	(0:11.50)	(0:11.63)	(0:12.12)		
9	7	Outshines	1:07.19	0:24.38	69.6 (1000-800)	1:07.19	0:58.44 [6]	0:47.85 [5]	0:36.59 [5]	0:24.99 [7]	0:12.94 [8]		
	(2)	Kyle Wilson-Taylor	12.4L (+0)	0:36.59	1000-800 (0:10.59)	(0:08.75)	(0:10.59)	(0:11.26)	(0:11.60)	(0:12.05)	(0:12.94)		

Report Created: Wed 22 April 2026

(Note: Races are conducted over an approximate distance as close as possible to the advertised distance, and recorded data may vary accordingly. Official times refer to race times only and do not include handicap times.)

[] Position in running at each section and finish TAB# Saddle cloth number

-:--:-- No data available at this section

NA No data available

DNT Did not track

BAR# Barrier/Gate Position

DNF Did not finish

DT-W Distance travelled compared to winner in metres

Fastest split

Fastest section

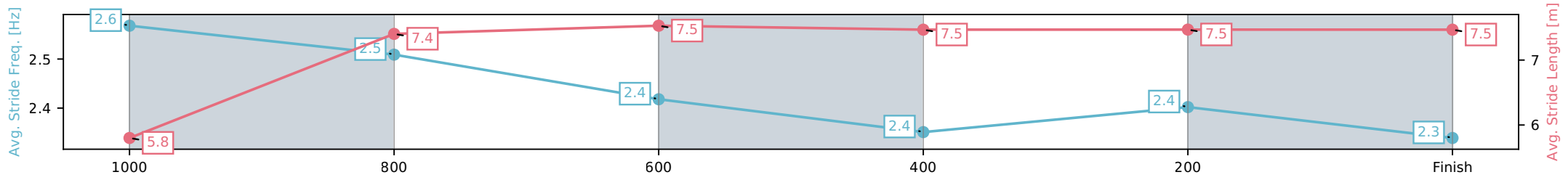
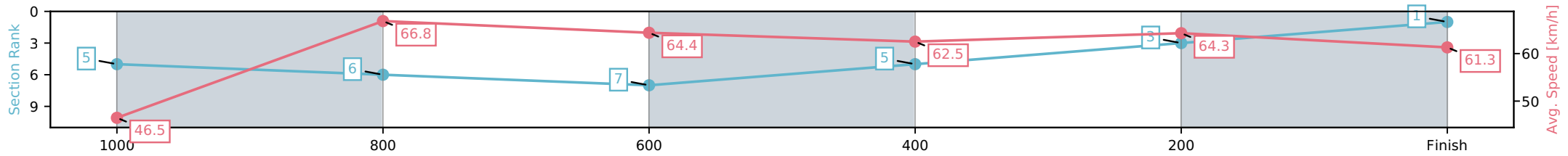
Horse/Jockey Name	Berzelius/Angela Jones
Finish Rank	1
Fastest Section Time (Section)	0:10.81 (1000-800)
Top Speed [km/h] (Section)	67.6 (1000-800)
Race State	Finished



Doomben QLD --Professional-2026-04-22
 Race 1: GALLOPERS SPORTS CLUB QTIS Two-Year-Old
 Handicap - 1110m
 22 April 2026 - 12:34PM
 Track Rating: Good 4, Weather: Fine, Rail Position: +9.5m Entire Circuit



Section	L1110	L1000	L800	L600	L400	L200
Section Times	1:05.09 (0:08.75)	0:56.34 [6] (0:10.81)	0:45.53 [7] (0:11.18)	0:34.35 [5] (0:11.40)	0:22.94 [3] (0:11.19)	0:11.75 [1] (0:11.75)
Average Speed [km/h]	46.5	66.8	64.4	62.5	64.3	61.3
Top Speed [km/h]	65.0	67.6	67.1	63.3	65.0	64.5
Avg. Dist. to Rail [m]	2.4	1.6	0.7	1.6	1.6	1.3
Avg. Stride Freq. [Hz]	2.6	2.5	2.4	2.4	2.4	2.3
Avg. Stride Length [m]	5.8	7.4	7.5	7.5	7.5	7.5



[] Ranking at each section and finish
 -.-.- No data available at this section
 NA No data available

Horse/Jockey Name	Dolly Boom/Emily Lang
Finish Rank	2
Fastest Section Time (Section)	0:10.62 (1000-800)
Top Speed [km/h] (Section)	70.3 (1000-800)
Race State	Finished



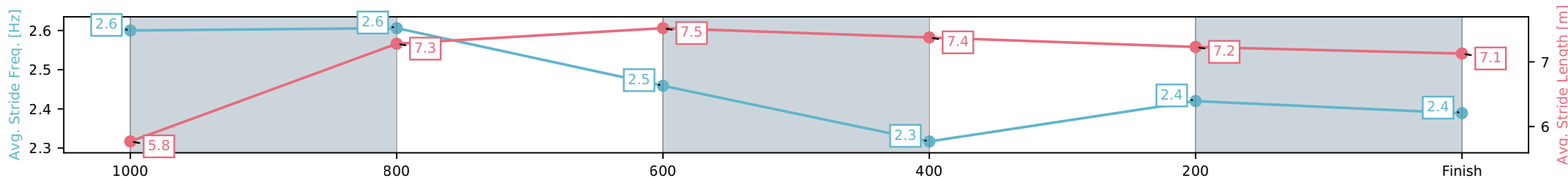
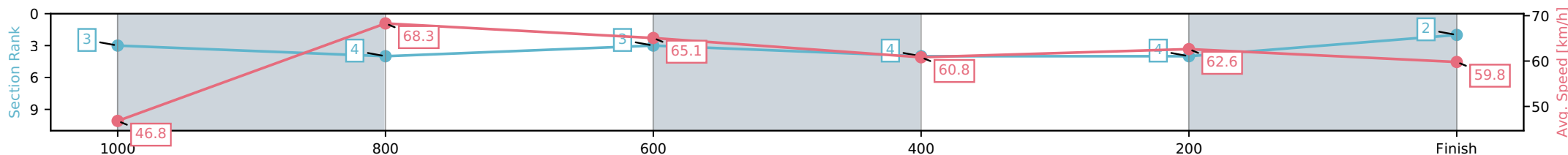
Doomben QLD --Professional-2026-04-22
 Race 1: GALLOPERS SPORTS CLUB QTIS Two-Year-Old
 Handicap - 1110m



22 April 2026 - 12:34PM

Track Rating: Good 4, Weather: Fine, Rail Position: +9.5m Entire Circuit

Section	L1110	L1000	L800	L600	L400	L200
Section Times	1:05.33 (0:08.65)	0:56.68 [4] (0:10.62)	0:46.07 [3] (0:11.01)	0:35.05 [4] (0:11.64)	0:23.41 [4] (0:11.43)	0:11.98 [2] (0:11.98)
Average Speed [km/h]	46.8	68.3	65.1	60.8	62.6	59.8
Top Speed [km/h]	64.0	70.3	68.3	62.1	63.7	63.0
Avg. Dist. to Rail [m]	3.3	2.2	1.1	2.8	1.2	0.2
Avg. Stride Freq. [Hz]	2.6	2.6	2.5	2.3	2.4	2.4
Avg. Stride Length [m]	5.8	7.3	7.5	7.4	7.2	7.1



- [] Ranking at each section and finish
- :-:- No data available at this section
- NA No data available

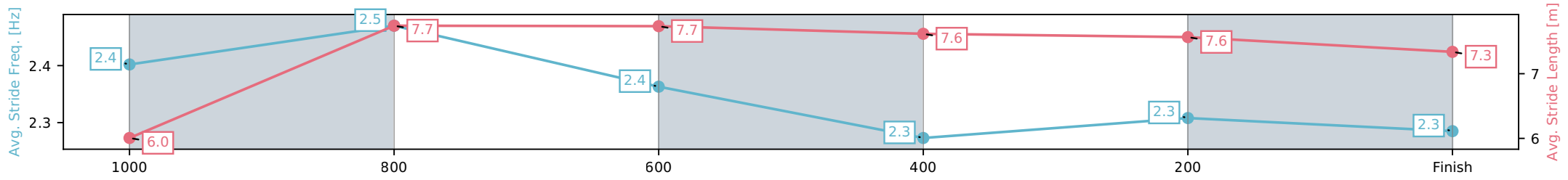
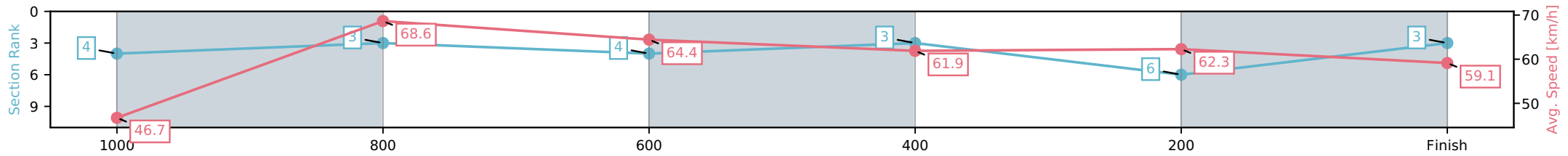
Horse/Jockey Name	Home Tomurra/Damien Thornton
Finish Rank	3
Fastest Section Time (Section)	0:10.47 (1000-800)
Top Speed [km/h] (Section)	69.4 (1000-800)
Race State	Finished



Doomben QLD --Professional-2026-04-22
 Race 1: GALLOPERS SPORTS CLUB QTIS Two-Year-Old
 Handicap - 1110m
 22 April 2026 - 12:34PM
 Track Rating: Good 4, Weather: Fine, Rail Position: +9.5m Entire Circuit



Section	L1110	L1000	L800	L600	L400	L200
Section Times	1:05.69 (0:08.68)	0:57.01 [3] (0:10.47)	0:46.54 [4] (0:11.19)	0:35.35 [3] (0:11.57)	0:23.78 [6] (0:11.55)	0:12.23 [3] (0:12.23)
Average Speed [km/h]	46.7	68.6	64.4	61.9	62.3	59.1
Top Speed [km/h]	66.1	69.4	67.4	62.3	63.0	61.9
Avg. Dist. to Rail [m]	0.8	0.3	0.2	0.7	0.7	0.5
Avg. Stride Freq. [Hz]	2.4	2.5	2.4	2.3	2.3	2.3
Avg. Stride Length [m]	6.0	7.7	7.7	7.6	7.6	7.3



[] Ranking at each section and finish
 -.-.- No data available at this section
 NA No data available

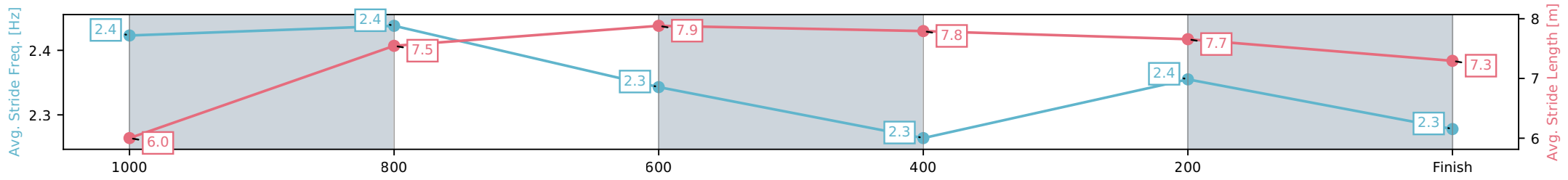
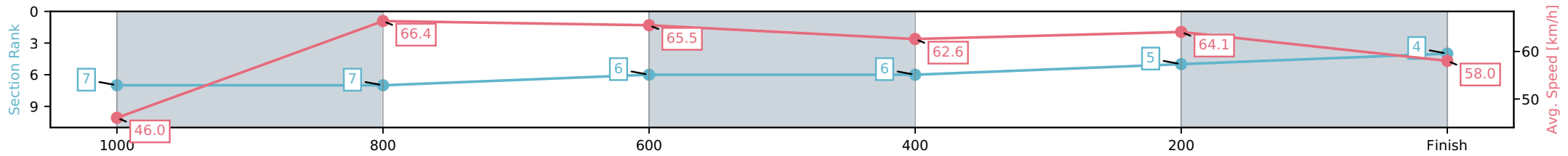
Horse/Jockey Name	Settle This/Ryan Maloney
Finish Rank	4
Fastest Section Time (Section)	0:10.88 (1000-800)
Top Speed [km/h] (Section)	68.0 (1000-800)
Race State	Finished



Doomben QLD --Professional-2026-04-22
 Race 1: GALLOPERS SPORTS CLUB QTIS Two-Year-Old
 Handicap - 1110m
 22 April 2026 - 12:34PM
 Track Rating: Good 4, Weather: Fine, Rail Position: +9.5m Entire Circuit



Section	L1110	L1000	L800	L600	L400	L200
Section Times	1:05.73 (0:08.83)	0:56.90 [7] (0:10.88)	0:46.02 [6] (0:11.00)	0:35.02 [6] (0:11.45)	0:23.58 [5] (0:11.23)	0:12.35 [4] (0:12.35)
Average Speed [km/h]	46.0	66.4	65.5	62.6	64.1	58.0
Top Speed [km/h]	63.6	68.0	68.0	64.9	65.4	62.5
Avg. Dist. to Rail [m]	6.2	1.1	0.6	0.9	2.0	1.0
Avg. Stride Freq. [Hz]	2.4	2.4	2.3	2.3	2.4	2.3
Avg. Stride Length [m]	6.0	7.5	7.9	7.8	7.7	7.3



[] Ranking at each section and finish
 -.-.- No data available at this section
 NA No data available

Horse/Jockey Name	Run Like A Girl/Cejay Graham
Finish Rank	5
Fastest Section Time (Section)	0:10.41 (1000-800)
Top Speed [km/h] (Section)	70.9 (1000-800)
Race State	Finished



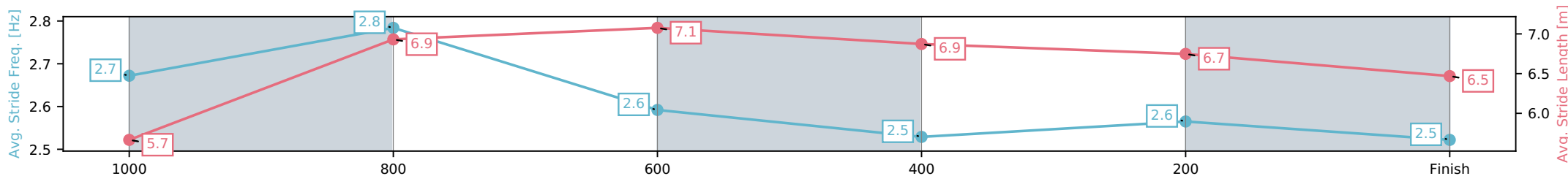
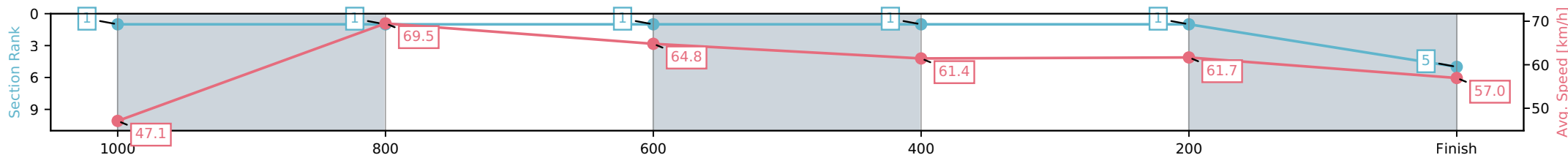
Doomben QLD --Professional-2026-04-22
 Race 1: GALLOPERS SPORTS CLUB QTIS Two-Year-Old
 Handicap - 1110m



22 April 2026 - 12:34PM

Track Rating: Good 4, Weather: Fine, Rail Position: +9.5m Entire Circuit

Section	L1110	L1000	L800	L600	L400	L200
Section Times	1:05.83 (0:08.60)	0:57.23 [1] (0:10.41)	0:46.82 [1] (0:11.02)	0:35.80 [1] (0:11.53)	0:24.27 [1] (0:11.62)	0:12.64 [5] (0:12.64)
Average Speed [km/h]	47.1	69.5	64.8	61.4	61.7	57.0
Top Speed [km/h]	65.1	70.9	68.2	64.0	62.9	61.3
Avg. Dist. to Rail [m]	4.0	2.5	1.9	2.7	2.3	3.3
Avg. Stride Freq. [Hz]	2.7	2.8	2.6	2.5	2.6	2.5
Avg. Stride Length [m]	5.7	6.9	7.1	6.9	6.7	6.5



[] Ranking at each section and finish
 -:-:- No data available at this section
 NA No data available

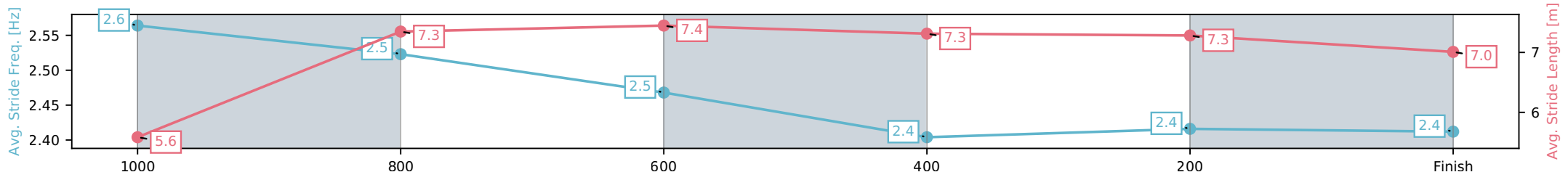
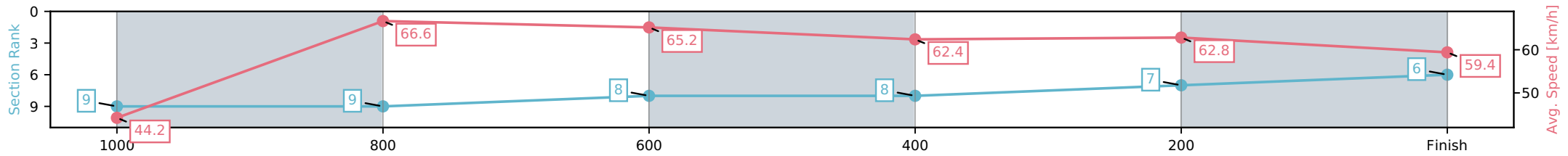
Horse/Jockey Name	Super Swazey/Karl Zechner
Finish Rank	6
Fastest Section Time (Section)	0:10.82 (1000-800)
Top Speed [km/h] (Section)	67.4 (1000-800)
Race State	Finished



Doomben QLD --Professional-2026-04-22
 Race 1: GALLOPERS SPORTS CLUB QTIS Two-Year-Old
 Handicap - 1110m
 22 April 2026 - 12:34PM
 Track Rating: Good 4, Weather: Fine, Rail Position: +9.5m Entire Circuit



Section	L1110	L1000	L800	L600	L400	L200
Section Times	1:06.19 (0:09.21)	0:56.98 [9] (0:10.82)	0:46.15 [8] (0:11.03)	0:35.12 [8] (0:11.53)	0:23.59 [7] (0:11.47)	0:12.12 [6] (0:12.12)
Average Speed [km/h]	44.2	66.6	65.2	62.4	62.8	59.4
Top Speed [km/h]	63.2	67.4	66.7	63.8	63.8	62.5
Avg. Dist. to Rail [m]	5.3	0.4	0.3	0.2	2.1	2.6
Avg. Stride Freq. [Hz]	2.6	2.5	2.5	2.4	2.4	2.4
Avg. Stride Length [m]	5.6	7.3	7.4	7.3	7.3	7.0



[] Ranking at each section and finish
 -:-:- No data available at this section
 NA No data available

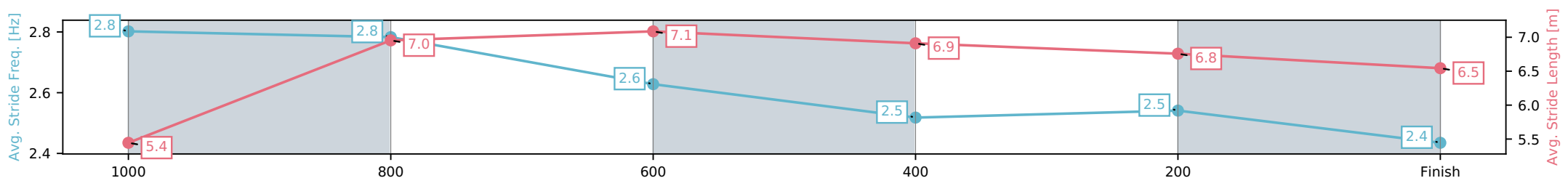
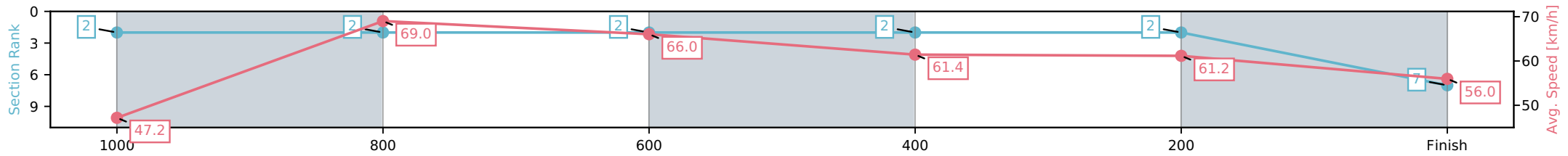
Horse/Jockey Name	Ever So Ready/Ben Thompson
Finish Rank	7
Fastest Section Time (Section)	0:10.51 (1000-800)
Top Speed [km/h] (Section)	70.8 (1000-800)
Race State	Finished



Doomben QLD --Professional-2026-04-22
 Race 1: GALLOPERS SPORTS CLUB QTIS Two-Year-Old
 Handicap - 1110m
 22 April 2026 - 12:34PM
 Track Rating: Good 4, Weather: Fine, Rail Position: +9.5m Entire Circuit



Section	L1110	L1000	L800	L600	L400	L200
Section Times	1:06.20 (0:08.64)	0:57.56 [2] (0:10.51)	0:47.05 [2] (0:10.91)	0:36.14 [2] (0:11.58)	0:24.56 [2] (0:11.70)	0:12.86 [7] (0:12.86)
Average Speed [km/h]	47.2	69.0	66.0	61.4	61.2	56.0
Top Speed [km/h]	67.1	70.8	68.1	63.9	61.9	59.4
Avg. Dist. to Rail [m]	4.8	3.0	0.7	2.1	2.9	2.7
Avg. Stride Freq. [Hz]	2.8	2.8	2.6	2.5	2.5	2.4
Avg. Stride Length [m]	5.4	7.0	7.1	6.9	6.8	6.5



[] Ranking at each section and finish
 -:-:- No data available at this section
 NA No data available

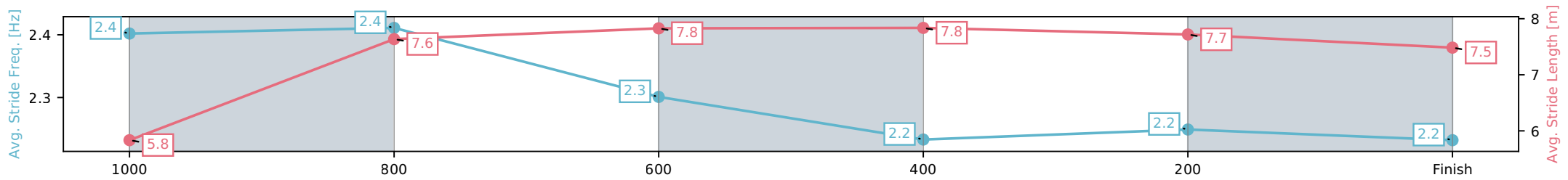
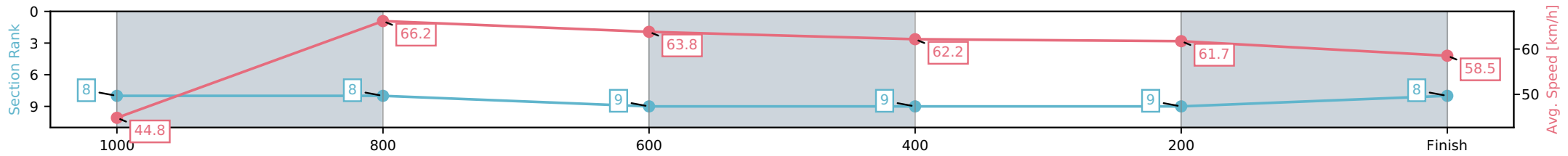
Horse/Jockey Name	Come Sundown/Mark Du Plessis
Finish Rank	8
Fastest Section Time (Section)	0:10.86 (1000-800)
Top Speed [km/h] (Section)	66.7 (1000-800)
Race State	Finished



Doomben QLD --Professional-2026-04-22
 Race 1: GALLOPERS SPORTS CLUB QTIS Two-Year-Old
 Handicap - 1110m
 22 April 2026 - 12:34PM
 Track Rating: Good 4, Weather: Fine, Rail Position: +9.5m Entire Circuit



Section	L1110	L1000	L800	L600	L400	L200
Section Times	1:06.40 (0:09.06)	0:57.34 [8] (0:10.86)	0:46.47 [9] (0:11.23)	0:35.25 [9] (0:11.50)	0:23.75 [9] (0:11.63)	0:12.12 [8] (0:12.12)
Average Speed [km/h]	44.8	66.2	63.8	62.2	61.7	58.5
Top Speed [km/h]	62.9	66.7	66.1	63.7	62.3	61.1
Avg. Dist. to Rail [m]	5.3	0.6	1.3	1.1	0.9	0.2
Avg. Stride Freq. [Hz]	2.4	2.4	2.3	2.2	2.2	2.2
Avg. Stride Length [m]	5.8	7.6	7.8	7.8	7.7	7.5



[] Ranking at each section and finish
 -.-.- No data available at this section
 NA No data available

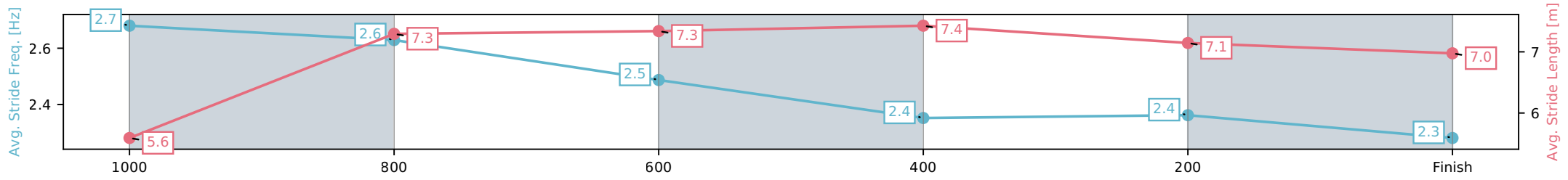
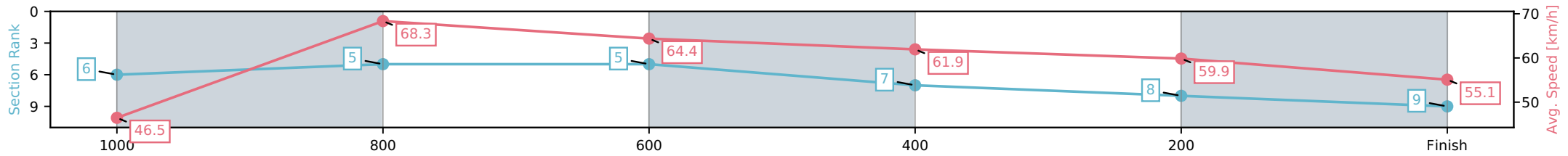
Horse/Jockey Name	Outshines/Kyle Wilson-Taylor
Finish Rank	9
Fastest Section Time (Section)	0:10.59 (1000-800)
Top Speed [km/h] (Section)	69.6 (1000-800)
Race State	Finished



Doomben QLD --Professional-2026-04-22
 Race 1: GALLOPERS SPORTS CLUB QTIS Two-Year-Old
 Handicap - 1110m
 22 April 2026 - 12:34PM
 Track Rating: Good 4, Weather: Fine, Rail Position: +9.5m Entire Circuit



Section	L1110	L1000	L800	L600	L400	L200
Section Times	1:07.19 (0:08.75)	0:58.44 [5] (0:10.59)	0:47.85 [5] (0:11.26)	0:36.59 [7] (0:11.60)	0:24.99 [8] (0:12.05)	0:12.94 [9] (0:12.94)
Average Speed [km/h]	46.5	68.3	64.4	61.9	59.9	55.1
Top Speed [km/h]	66.8	69.6	66.6	62.8	61.9	59.4
Avg. Dist. to Rail [m]	1.5	1.7	1.1	0.3	1.4	1.3
Avg. Stride Freq. [Hz]	2.7	2.6	2.5	2.4	2.4	2.3
Avg. Stride Length [m]	5.6	7.3	7.3	7.4	7.1	7.0



[] Ranking at each section and finish
 -.-.- No data available at this section
 NA No data available



Doomben QLD

Race 2: BECOME A BRC MEMBER Maiden Plate - 1650m

22 April 2026 - 1:10PM

Track Rating: Good 4, Weather: Fine, Rail Position: +9.5m Entire Circuit



BRISBANE
RACING CLUB

Field Times	1:40.29	1:23.64	1:12.34	1:00.72	0:48.41	0:35.94	0:23.98	0:12.40
(Race Tempo)	(0:16.65)	(0:11.30)	(0:11.61)	(0:12.31)	(0:12.47)	(0:11.96)	(0:11.59)	(0:12.40)

Rank	TAB#	Horse	Overall Time	First 400m	Top Speed km/h (Section)	L1650	L1400	L1200	L1000	L800	L600	L400	L200
	(BAR#)	Jockey	Margin (DT-W)	Last 600m	Fastest Section (Time)	Start - 1400	1400 - 1200	1200 - 1000	1000 - 800	800 - 600	600 - 400	400 - 200	200 - Finish
1	3	Crypto Magic	1:40.29	0:25.77	64.7 (400-200)	1:40.29	1:23.00 [8]	1:11.63 [8]	0:59.87 [8]	0:47.76 [8]	0:35.22 [8]	0:23.34 [7]	0:12.10 [3]
	(2)	Benjamin Osmond		0:35.21	400-200 (0:11.24)	(0:17.29)	(0:11.36)	(0:11.76)	(0:12.11)	(0:12.55)	(0:11.87)	(0:11.24)	(0:12.10)
2	6	Secret Fenkel	1:40.32	0:25.38	65.6 (1650 - 1400)	1:40.32	1:23.33 [6]	1:12.06 [4]	1:00.28 [5]	0:48.06 [4]	0:35.74 [3]	0:23.76 [4]	0:12.19 [2]
	(6)	Boris Thornton	0.2L (+8)	0:35.75	1400-1200 (0:11.27)	(0:16.99)	(0:11.27)	(0:11.77)	(0:12.23)	(0:12.31)	(0:11.98)	(0:11.58)	(0:12.19)
3	7	Swing State	1:40.40	0:25.16	65.9 (1650 - 1400)	1:40.40	1:23.75 [1]	1:12.29 [3]	1:00.60 [2]	0:48.33 [2]	0:35.94 [2]	0:24.10 [1]	0:12.51 [1]
	(1)	Jace McMurray	0.7L (-11)	0:35.94	1400-1200 (0:11.46)	(0:16.65)	(0:11.46)	(0:11.69)	(0:12.27)	(0:12.39)	(0:11.84)	(0:11.59)	(0:12.51)
4	2	Big Tech	1:40.80	0:25.59	64.9 (1650 - 1400)	1:40.80	1:23.87 [5]	1:12.32 [6]	1:00.50 [6]	0:48.29 [6]	0:36.01 [5]	0:23.98 [6]	0:12.44 [4]
	(10)	Ryan Maloney	3.0L (-5)	0:36.01	400-200 (0:11.54)	(0:16.93)	(0:11.55)	(0:11.82)	(0:12.20)	(0:12.28)	(0:12.03)	(0:11.54)	(0:12.44)
5	8	Tszyuya	1:41.11	0:25.07	65.5 (1650 - 1400)	1:41.11	1:24.39 [2]	1:13.16 [1]	1:01.54 [1]	0:49.23 [1]	0:36.76 [1]	0:24.61 [2]	0:12.74 [5]
	(4)	Ben Thompson	4.9L (-9)	0:36.76	1400-1200 (0:11.24)	(0:16.72)	(0:11.24)	(0:11.61)	(0:12.32)	(0:12.47)	(0:12.15)	(0:11.87)	(0:12.74)
6	10	Western Lights	1:41.35	0:25.20	64.7 (1650 - 1400)	1:41.35	1:24.60 [3]	1:13.24 [2]	1:01.39 [3]	0:48.98 [5]	0:36.52 [6]	0:24.55 [5]	0:12.70 [7]
	(3)	Angela Jones	6.2L (-9)	0:36.52	1400-1200 (0:11.36)	(0:16.75)	(0:11.36)	(0:11.85)	(0:12.41)	(0:12.47)	(0:11.97)	(0:11.85)	(0:12.70)
7	5	Hopetoun Park	1:41.51	0:26.06	63.3 (1200-1000)	1:41.51	1:24.13 [9]	1:12.51 [10]	1:00.89 [10]	0:48.69 [10]	0:36.28 [10]	0:24.36 [8]	0:12.64 [8]
	(5)	Karl Zechner	7.2L (+2)	0:36.29	1400-1200 (0:11.62)	(0:17.38)	(0:11.62)	(0:11.62)	(0:12.20)	(0:12.41)	(0:11.93)	(0:11.72)	(0:12.64)
8	9	Bomb Perignon	1:41.62	0:25.39	66.9 (1650 - 1400)	1:41.62	1:24.76 [4]	1:13.32 [5]	1:01.60 [4]	0:49.42 [3]	0:37.04 [3]	0:25.07 [3]	0:13.05 [6]
	(8)	Damien Thornton	7.9L (-4)	0:37.04	1400-1200 (0:11.44)	(0:16.86)	(0:11.44)	(0:11.73)	(0:12.18)	(0:12.38)	(0:11.98)	(0:12.01)	(0:13.05)
9	1	Attestation	1:43.16	0:25.66	64.6 (1650 - 1400)	1:43.16	1:26.07 [7]	1:14.56 [7]	1:02.83 [7]	0:50.64 [7]	0:38.15 [7]	0:25.75 [9]	0:13.37 [9]
	(7)	Luke Dempsey	16.9L (-5)	0:38.15	1400-1200 (0:11.51)	(0:17.09)	(0:11.51)	(0:11.73)	(0:12.19)	(0:12.49)	(0:12.40)	(0:12.38)	(0:13.37)

Did Not Finish: Hawkwood (#4)

Report Created: Wed 22 April 2026

(Note: Races are conducted over an approximate distance as close as possible to the advertised distance, and recorded data may vary accordingly. Official times refer to race times only and do not include handicap times.)

[] Position in running at each section and finish TAB# Saddle cloth number

-:--:-- No data available at this section

NA No data available

DNT Did not track

BAR# Barrier/Gate Position

DNF Did not finish

DT-W Distance travelled compared to winner in metres

[] Fastest split

[█] Fastest section

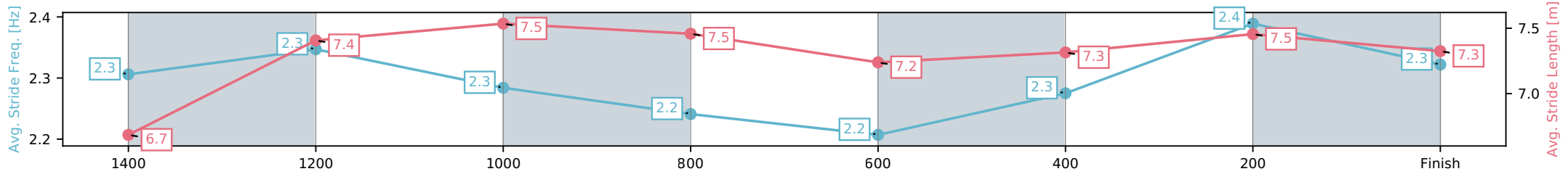
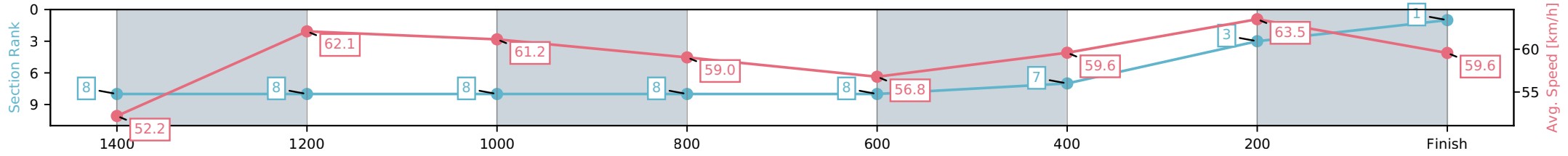
Horse/Jockey Name	Crypto Magic/Benjamin Osmond
Finish Rank	1
Fastest Section Time (Section)	0:11.24 (400-200)
Top Speed [km/h] (Section)	64.7 (400-200)
Race State	Finished



Doomben QLD --Professional-2026-04-22
 Race 2: BECOME A BRC MEMBER Maiden Plate - 1650m
 22 April 2026 - 1:10PM
 Track Rating: Good 4, Weather: Fine, Rail Position: +9.5m Entire Circuit



Section	L1650	L1400	L1200	L1000	L800	L600	L400	L200
Section Times	1:40.29 (0:17.29)	1:23.00 [8] (0:11.36)	1:11.63 [8] (0:11.76)	0:59.87 [8] (0:12.11)	0:47.76 [8] (0:12.55)	0:35.22 [7] (0:11.87)	0:23.34 [3] (0:11.24)	0:12.10 [1] (0:12.10)
Average Speed [km/h]	52.2	62.1	61.2	59.0	56.8	59.6	63.5	59.6
Top Speed [km/h]	62.7	63.5	62.2	60.6	57.9	63.0	64.7	63.6
Avg. Dist. to Rail [m]	2.1	3.9	3.3	2.1	2.2	3.1	3.7	3.5
Avg. Stride Freq. [Hz]	2.3	2.3	2.3	2.2	2.2	2.3	2.4	2.3
Avg. Stride Length [m]	6.7	7.4	7.5	7.5	7.2	7.3	7.5	7.3



[] Ranking at each section and finish
 -:-:- No data available at this section
 NA No data available

Horse/Jockey Name	Secret Fenkel/Boris Thornton
Finish Rank	2
Fastest Section Time (Section)	0:11.27 (1400-1200)
Top Speed [km/h] (Section)	65.6 (1650 - 1400)
Race State	Finished



Doomben QLD --Professional-2026-04-22

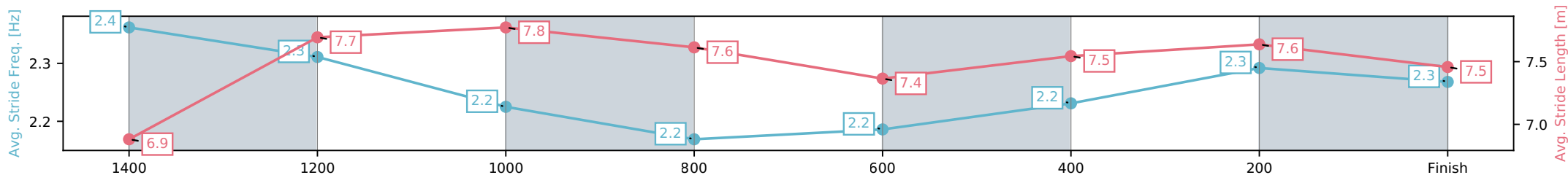
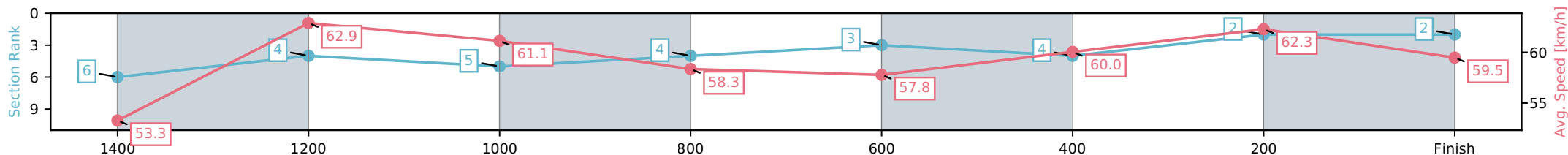
Race 2: BECOME A BRC MEMBER Maiden Plate - 1650m

22 April 2026 - 1:10PM

Track Rating: Good 4, Weather: Fine, Rail Position: +9.5m Entire Circuit



Section	L1650	L1400	L1200	L1000	L800	L600	L400	L200
Section Times	1:40.32 (0:16.99)	1:23.33 [4] (0:11.27)	1:12.06 [5] (0:11.77)	1:00.28 [4] (0:12.23)	0:48.06 [3] (0:12.31)	0:35.74 [4] (0:11.98)	0:23.76 [2] (0:11.58)	0:12.19 [2] (0:12.19)
Average Speed [km/h]	53.3	62.9	61.1	58.3	57.8	60.0	62.3	59.5
Top Speed [km/h]	65.6	64.8	62.3	59.9	59.4	62.2	63.0	61.7
Avg. Dist. to Rail [m]	1.7	2.7	2.6	3.2	2.2	0.4	1.3	2.3
Avg. Stride Freq. [Hz]	2.4	2.3	2.2	2.2	2.2	2.2	2.3	2.3
Avg. Stride Length [m]	6.9	7.7	7.8	7.6	7.4	7.5	7.6	7.5



- [] Ranking at each section and finish
- :-:- No data available at this section
- NA No data available

Horse/Jockey Name	Swing State/Jace McMurray
Finish Rank	3
Fastest Section Time (Section)	0:11.46 (1400-1200)
Top Speed [km/h] (Section)	65.9 (1650 - 1400)
Race State	Finished



Doomben QLD --Professional-2026-04-22

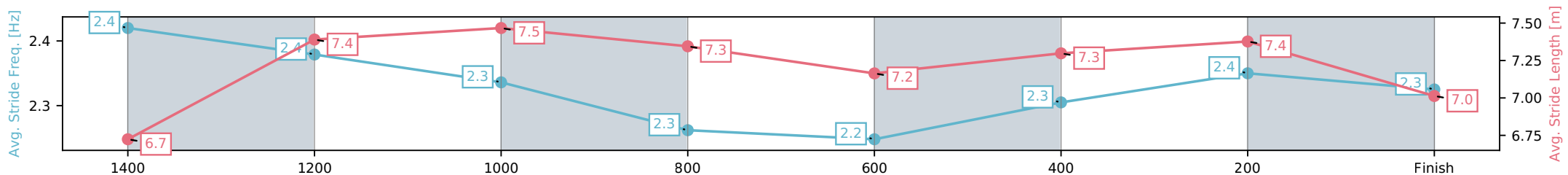
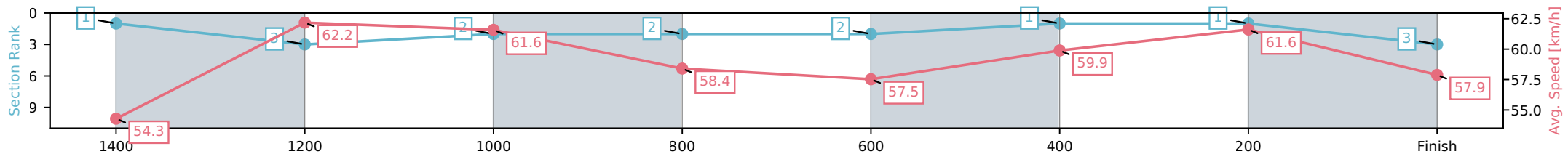
Race 2: BECOME A BRC MEMBER Maiden Plate - 1650m

22 April 2026 - 1:10PM

Track Rating: Good 4, Weather: Fine, Rail Position: +9.5m Entire Circuit



Section	L1650	L1400	L1200	L1000	L800	L600	L400	L200
Section Times	1:40.40 (0:16.65)	1:23.75 [3] (0:11.46)	1:12.29 [2] (0:11.69)	1:00.60 [2] (0:12.27)	0:48.33 [2] (0:12.39)	0:35.94 [1] (0:11.84)	0:24.10 [1] (0:11.59)	0:12.51 [3] (0:12.51)
Average Speed [km/h]	54.3	62.2	61.6	58.4	57.5	59.9	61.6	57.9
Top Speed [km/h]	65.9	64.4	62.6	60.8	59.3	61.8	62.5	60.0
Avg. Dist. to Rail [m]	2.1	2.1	0.8	0.6	2.1	2.9	3.3	3.5
Avg. Stride Freq. [Hz]	2.4	2.4	2.3	2.3	2.2	2.3	2.4	2.3
Avg. Stride Length [m]	6.7	7.4	7.5	7.3	7.2	7.3	7.4	7.0



- [] Ranking at each section and finish
- :-:- No data available at this section
- NA No data available

Horse/Jockey Name	Big Tech/Ryan Maloney
Finish Rank	4
Fastest Section Time (Section)	0:11.54 (400-200)
Top Speed [km/h] (Section)	64.9 (1650 - 1400)
Race State	Finished



Doomben QLD --Professional-2026-04-22

Race 2: BECOME A BRC MEMBER Maiden Plate - 1650m

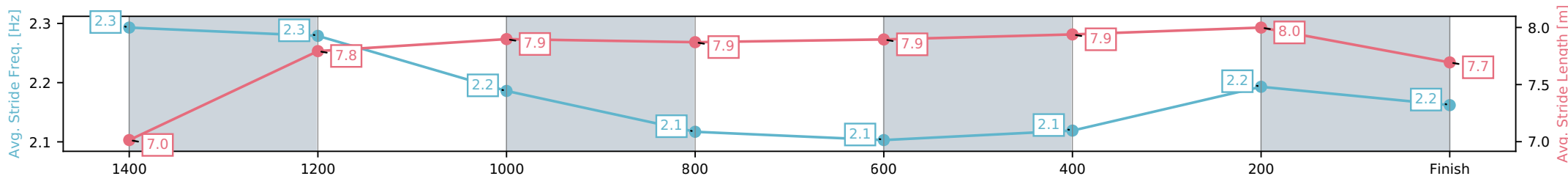
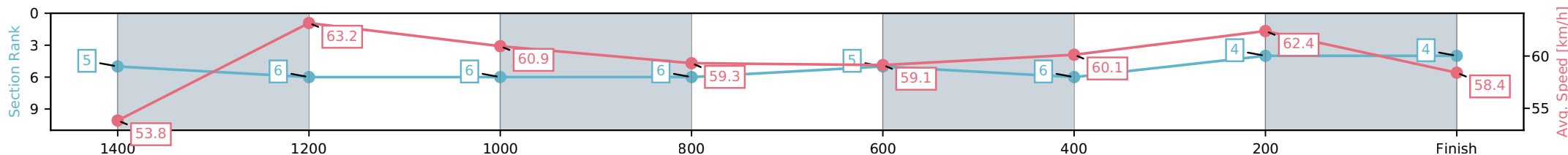
22 April 2026 - 1:10PM

Track Rating: Good 4, Weather: Fine, Rail Position: +9.5m Entire Circuit



BRISBANE RACING CLUB

Section	L1650	L1400	L1200	L1000	L800	L600	L400	L200
Section Times	1:40.80 (0:16.93)	1:23.87 [6] (0:11.55)	1:12.32 [6] (0:11.82)	1:00.50 [6] (0:12.20)	0:48.29 [5] (0:12.28)	0:36.01 [6] (0:12.03)	0:23.98 [4] (0:11.54)	0:12.44 [4] (0:12.44)
Average Speed [km/h]	53.8	63.2	60.9	59.3	59.1	60.1	62.4	58.4
Top Speed [km/h]	64.9	64.4	63.6	59.9	59.9	61.5	63.7	60.9
Avg. Dist. to Rail [m]	4.7	2.4	2.8	1.9	1.9	0.8	1.4	1.5
Avg. Stride Freq. [Hz]	2.3	2.3	2.2	2.1	2.1	2.1	2.2	2.2
Avg. Stride Length [m]	7.0	7.8	7.9	7.9	7.9	7.9	8.0	7.7



- [] Ranking at each section and finish
- :-:- No data available at this section
- NA No data available

Horse/Jockey Name	Tszyuya/Ben Thompson
Finish Rank	5
Fastest Section Time (Section)	0:11.24 (1400-1200)
Top Speed [km/h] (Section)	65.5 (1650 - 1400)
Race State	Finished



Doomben QLD --Professional-2026-04-22

Race 2: BECOME A BRC MEMBER Maiden Plate - 1650m

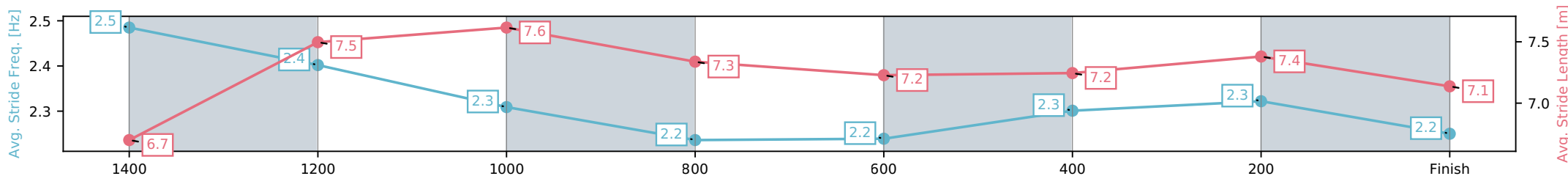
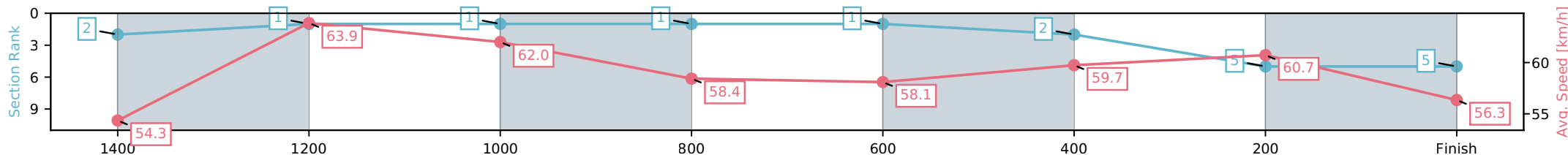
22 April 2026 - 1:10PM

Track Rating: Good 4, Weather: Fine, Rail Position: +9.5m Entire Circuit



BRISBANE RACING CLUB

Section	L1650	L1400	L1200	L1000	L800	L600	L400	L200
Section Times	1:41.11 (0:16.72)	1:24.39 [1] (0:11.24)	1:13.16 [1] (0:11.61)	1:01.54 [1] (0:12.32)	0:49.23 [1] (0:12.47)	0:36.76 [2] (0:12.15)	0:24.61 [5] (0:11.87)	0:12.74 [5] (0:12.74)
Average Speed [km/h]	54.3	63.9	62.0	58.4	58.1	59.7	60.7	56.3
Top Speed [km/h]	65.5	65.4	63.3	60.8	59.4	61.3	61.4	59.1
Avg. Dist. to Rail [m]	1.2	0.7	0.7	0.7	1.7	1.6	0.7	1.4
Avg. Stride Freq. [Hz]	2.5	2.4	2.3	2.2	2.2	2.3	2.3	2.2
Avg. Stride Length [m]	6.7	7.5	7.6	7.3	7.2	7.2	7.4	7.1



- [] Ranking at each section and finish
- :-:- No data available at this section
- NA No data available

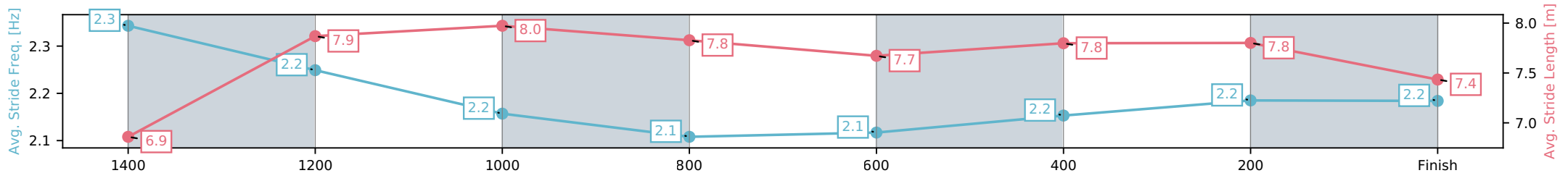
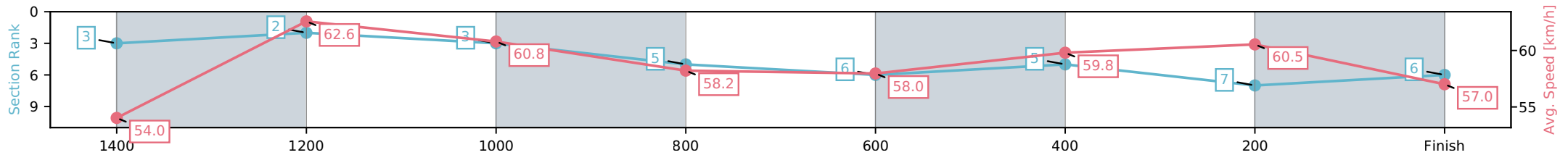
Horse/Jockey Name	Western Lights/Angela Jones
Finish Rank	6
Fastest Section Time (Section)	0:11.36 (1400-1200)
Top Speed [km/h] (Section)	64.7 (1650 - 1400)
Race State	Finished



Doomben QLD --Professional-2026-04-22
 Race 2: BECOME A BRC MEMBER Maiden Plate - 1650m
 22 April 2026 - 1:10PM
 Track Rating: Good 4, Weather: Fine, Rail Position: +9.5m Entire Circuit



Section	L1650	L1400	L1200	L1000	L800	L600	L400	L200
Section Times	1:41.35 (0:16.75)	1:24.60 [2] (0:11.36)	1:13.24 [3] (0:11.85)	1:01.39 [5] (0:12.41)	0:48.98 [6] (0:12.47)	0:36.52 [5] (0:11.97)	0:24.55 [7] (0:11.85)	0:12.70 [6] (0:12.70)
Average Speed [km/h]	54.0	62.6	60.8	58.2	58.0	59.8	60.5	57.0
Top Speed [km/h]	64.7	64.5	61.6	60.0	59.2	61.2	61.8	58.3
Avg. Dist. to Rail [m]	1.4	1.8	0.4	1.0	0.5	0.9	1.2	1.6
Avg. Stride Freq. [Hz]	2.3	2.2	2.2	2.1	2.1	2.2	2.2	2.2
Avg. Stride Length [m]	6.9	7.9	8.0	7.8	7.7	7.8	7.8	7.4



- [] Ranking at each section and finish
- :-:- No data available at this section
- NA No data available

Horse/Jockey Name	Hopetoun Park/Karl Zechner
Finish Rank	7
Fastest Section Time (Section)	0:11.62 (1400-1200)
Top Speed [km/h] (Section)	63.3 (1200-1000)
Race State	Finished



Doomben QLD --Professional-2026-04-22

Race 2: BECOME A BRC MEMBER Maiden Plate - 1650m

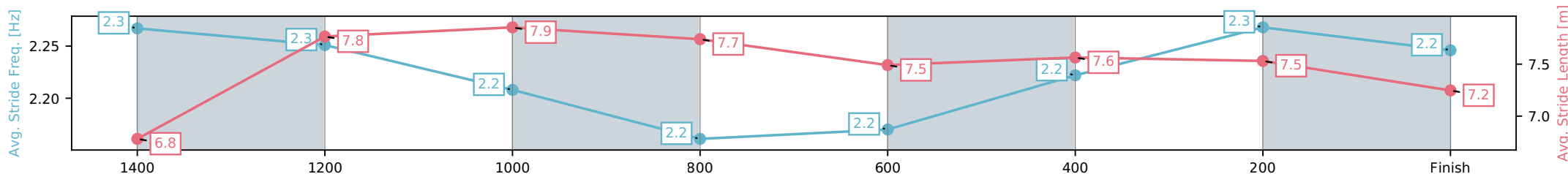
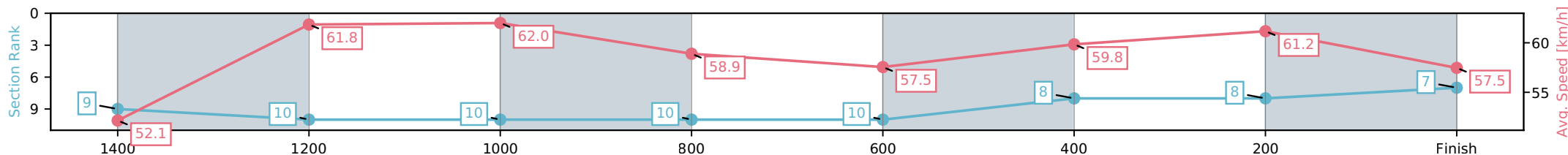
22 April 2026 - 1:10PM

Track Rating: Good 4, Weather: Fine, Rail Position: +9.5m Entire Circuit



BRISBANE RACING CLUB

Section	L1650	L1400	L1200	L1000	L800	L600	L400	L200
Section Times	1:41.51 (0:17.38)	1:24.13 [10] (0:11.62)	1:12.51 [10] (0:11.62)	1:00.89 [10] (0:12.20)	0:48.69 [10] (0:12.41)	0:36.28 [8] (0:11.93)	0:24.36 [8] (0:11.72)	0:12.64 [7] (0:12.64)
Average Speed [km/h]	52.1	61.8	62.0	58.9	57.5	59.8	61.2	57.5
Top Speed [km/h]	63.1	62.8	63.3	60.4	58.6	60.8	61.9	59.9
Avg. Dist. to Rail [m]	1.3	0.4	0.5	0.5	1.4	1.9	1.4	2.3
Avg. Stride Freq. [Hz]	2.3	2.3	2.2	2.2	2.2	2.2	2.3	2.2
Avg. Stride Length [m]	6.8	7.8	7.9	7.7	7.5	7.6	7.5	7.2



- [] Ranking at each section and finish
- :-:- No data available at this section
- NA No data available

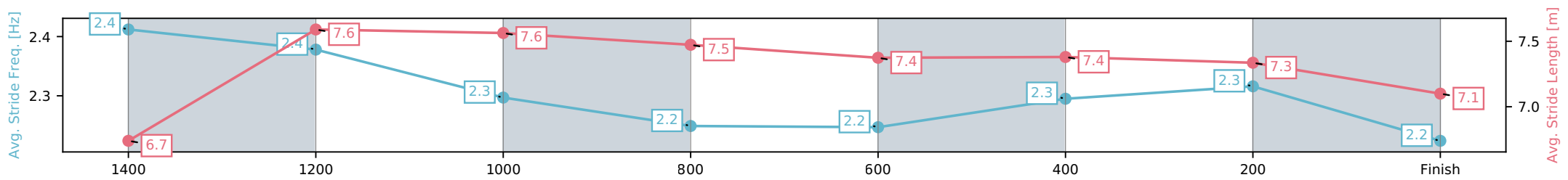
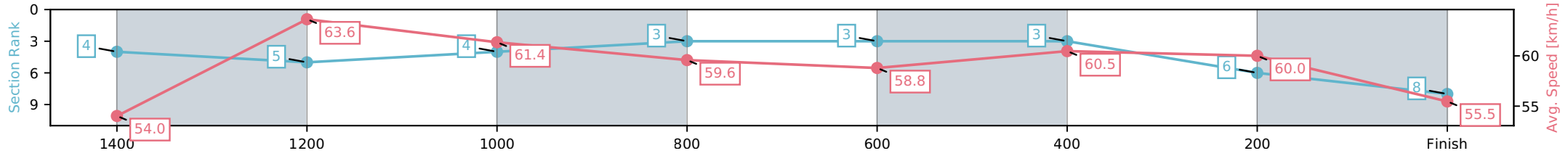
Horse/Jockey Name	Bomb Perignon/Damien Thornton
Finish Rank	8
Fastest Section Time (Section)	0:11.44 (1400-1200)
Top Speed [km/h] (Section)	66.9 (1650 - 1400)
Race State	Finished



Doomben QLD --Professional-2026-04-22
 Race 2: BECOME A BRC MEMBER Maiden Plate - 1650m
 22 April 2026 - 1:10PM
 Track Rating: Good 4, Weather: Fine, Rail Position: +9.5m Entire Circuit



Section	L1650	L1400	L1200	L1000	L800	L600	L400	L200
Section Times	1:41.62 (0:16.86)	1:24.76 [5] (0:11.44)	1:13.32 [4] (0:11.73)	1:01.60 [3] (0:12.18)	0:49.42 [3] (0:12.38)	0:37.04 [3] (0:11.98)	0:25.07 [6] (0:12.01)	0:13.05 [8] (0:13.05)
Average Speed [km/h]	54.0	63.6	61.4	59.6	58.8	60.5	60.0	55.5
Top Speed [km/h]	66.9	66.0	62.6	60.4	59.0	61.3	61.2	57.5
Avg. Dist. to Rail [m]	3.6	1.8	2.4	2.2	2.3	1.3	1.1	2.2
Avg. Stride Freq. [Hz]	2.4	2.4	2.3	2.2	2.2	2.3	2.3	2.2
Avg. Stride Length [m]	6.7	7.6	7.6	7.5	7.4	7.4	7.3	7.1



[] Ranking at each section and finish
 -:-:- No data available at this section
 NA No data available

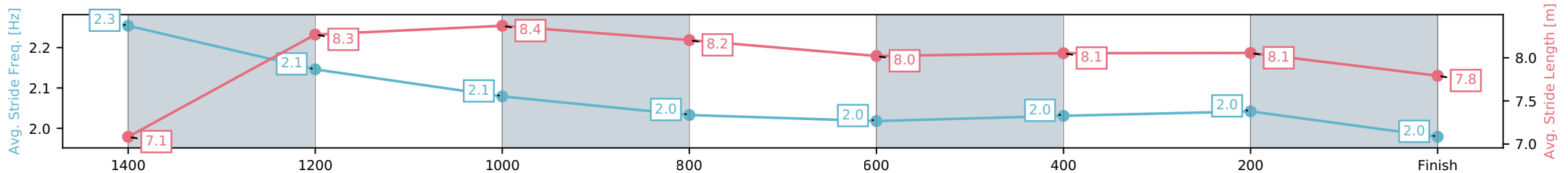
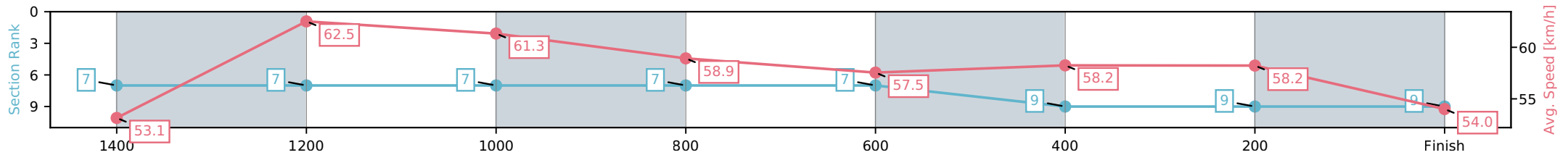
Horse/Jockey Name	Attestation/Luke Dempsey
Finish Rank	9
Fastest Section Time (Section)	0:11.51 (1400-1200)
Top Speed [km/h] (Section)	64.6 (1650 - 1400)
Race State	Finished



Doomben QLD --Professional-2026-04-22
 Race 2: BECOME A BRC MEMBER Maiden Plate - 1650m
 22 April 2026 - 1:10PM
 Track Rating: Good 4, Weather: Fine, Rail Position: +9.5m Entire Circuit



Section	L1650	L1400	L1200	L1000	L800	L600	L400	L200
Section Times	1:43.16 (0:17.09)	1:26.07 [7] (0:11.51)	1:14.56 [7] (0:11.73)	1:02.83 [7] (0:12.19)	0:50.64 [7] (0:12.49)	0:38.15 [9] (0:12.40)	0:25.75 [9] (0:12.38)	0:13.37 [9] (0:13.37)
Average Speed [km/h]	53.1	62.5	61.3	58.9	57.5	58.2	58.2	54.0
Top Speed [km/h]	64.6	64.5	61.9	60.0	58.3	59.1	59.4	55.8
Avg. Dist. to Rail [m]	2.5	0.3	0.4	1.3	0.3	0.6	1.7	1.0
Avg. Stride Freq. [Hz]	2.3	2.1	2.1	2.0	2.0	2.0	2.0	2.0
Avg. Stride Length [m]	7.1	8.3	8.4	8.2	8.0	8.1	8.1	7.8



- [] Ranking at each section and finish
- :-:- No data available at this section
- NA No data available



Doomben QLD
Race 3: SKY RACING Maiden Handicap - 1350m
 22 April 2026 - 1:43PM



BRISBANE
RACING CLUB

Track Rating: Good 4, Weather: Fine, Rail Position: +9.5m Entire Circuit

Field Times
(Race Tempo) 1:20.82 1:09.77 0:58.30 0:46.88 0:34.95 0:23.14 0:11.89
 (0:11.05) (0:11.48) (0:11.42) (0:11.93) (0:11.82) (0:11.24) (0:11.89)

Rank	TAB#	Horse	Overall Time	First 400m	Top Speed km/h (Section)	L1350	L1200	L1000	L800	L600	L400	L200	
	(BAR#)	Jockey	Margin (DT-W)	Last 600m	Fastest Section (Time)	Start - 1200	1200 - 1000	1000 - 800	800 - 600	600 - 400	400 - 200	200 - Finish	
1	1	Woodrow	1:20.82	0:25.38	66.2 (400-200)	1:20.82	1:09.51 [4]	0:58.22 [2]	0:46.88 [1]	0:34.95 [1]	0:23.14 [1]	0:11.88 [2]	
	(5)	Benjamin Osmond		0:34.95	400-200 (0:11.25)	(0:11.31)	(0:11.28)	(0:11.34)	(0:11.92)	(0:11.82)	(0:11.25)	(0:11.88)	
2	3	The Aviator	1:20.90	0:25.46	65.1 (400-200)	1:20.90	1:09.76 [2]	0:58.30 [3]	0:46.60 [4]	0:34.79 [3]	0:23.11 [3]	0:11.92 [3]	
	(2)	Daniel Moor	0.5L (+3)	0:34.79	400-200 (0:11.19)	(0:11.14)	(0:11.46)	(0:11.70)	(0:11.81)	(0:11.68)	(0:11.19)	(0:11.92)	
3	10	Lights Will Guide	1:21.00	0:25.36	64.7 (400-200)	1:21.00	1:09.95 [1]	0:58.48 [1]	0:46.87 [2]	0:34.99 [2]	0:23.28 [2]	0:12.07 [1]	
	(4)	Emily Lang	1.0L (+4)	0:34.99	400-200 (0:11.21)	(0:11.05)	(0:11.48)	(0:11.60)	(0:11.88)	(0:11.71)	(0:11.21)	(0:12.07)	
4	4	Saturdays Girl	1:21.10	0:25.94	65.6 (400-200)	1:21.10	1:09.44 [7]	0:58.02 [7]	0:46.32 [7]	0:34.45 [8]	0:22.93 [7]	0:11.79 [5]	
	(7)	Ben Thompson	1.6L (+1)	0:34.45	400-200 (0:11.14)	(0:11.66)	(0:11.42)	(0:11.70)	(0:11.87)	(0:11.52)	(0:11.14)	(0:11.79)	
5	14	Kalamia King	1:21.41	0:26.10	64.7 (400-200)	1:21.41	1:09.61 [8]	0:58.20 [8]	0:46.56 [8]	0:34.79 [7]	0:23.43 [5]	0:12.10 [6]	
	(8)	Micheal Hellyer	3.4L (-3)	0:34.79	400-200 (0:11.33)	(0:11.80)	(0:11.41)	(0:11.64)	(0:11.77)	(0:11.36)	(0:11.33)	(0:12.10)	
6	5	Blue White Blue	1:21.46	0:25.64	65.1 (400-200)	1:21.46	1:10.09 [5]	0:58.66 [4]	0:47.23 [3]	0:35.20 [4]	0:23.52 [4]	0:12.25 [4]	
	(6)	Cejay Graham	3.8L (+1)	0:35.20	400-200 (0:11.27)	(0:11.37)	(0:11.42)	(0:11.44)	(0:12.02)	(0:11.68)	(0:11.27)	(0:12.25)	
7	6	Delicious Derek	1:21.47	0:25.79	65.3 (400-200)	1:21.47	1:10.16 [3]	0:58.60 [5]	0:46.86 [6]	0:35.03 [6]	0:23.37 [6]	0:12.12 [7]	
	(1)	Ryan Maloney	3.8L (+6)	0:35.03	400-200 (0:11.25)	(0:11.31)	(0:11.56)	(0:11.74)	(0:11.83)	(0:11.66)	(0:11.25)	(0:12.12)	
8	7	Flirting With Fire	1:21.63	0:26.42	65.1 (400-200)	1:21.63	1:09.45 [9]	0:58.07 [9]	0:46.46 [9]	0:34.65 [9]	0:23.14 [9]	0:11.94 [8]	
	(9)	Fred Larson	4.7L (+7)	0:34.65	400-200 (0:11.20)	(0:12.18)	(0:11.38)	(0:11.62)	(0:11.81)	(0:11.51)	(0:11.20)	(0:11.94)	
9	11	Rainbow Glitter	1:22.09	0:25.75	63.1 (1200-1000)	1:22.09	1:10.71 [6]	0:59.20 [6]	0:47.56 [5]	0:35.71 [5]	0:23.83 [8]	0:12.28 [9]	
	(3)	Georgina Cartwright	7.4L (-2)	0:35.72	1200-1000 (0:11.51)	(0:11.38)	(0:11.51)	(0:11.64)	(0:11.84)	(0:11.89)	(0:11.55)	(0:12.28)	

Scratched: Maritimo (#2), Hideout (#8), Luke Skywalker (#9), Madam Griselda (#12), Bassett's Choice (#13)

Report Created: Wed 22 April 2026

(Note: Races are conducted over an approximate distance as close as possible to the advertised distance, and recorded data may vary accordingly. Official times refer to race times only and do not include handicap times.)

[] Position in running at each section and finish TAB# Saddle cloth number

-:--:-- No data available at this section

NA No data available

DNT Did not track

BAR# Barrier/Gate Position

DNF Did not finish

DT-W Distance travelled compared to winner in metres

Fastest split

Fastest section

Horse/Jockey Name	Woodrow/Benjamin Osmond
Finish Rank	1
Fastest Section Time (Section)	0:11.25 (400-200)
Top Speed [km/h] (Section)	66.2 (400-200)
Race State	Finished



Doomben QLD --Professional-2026-04-22

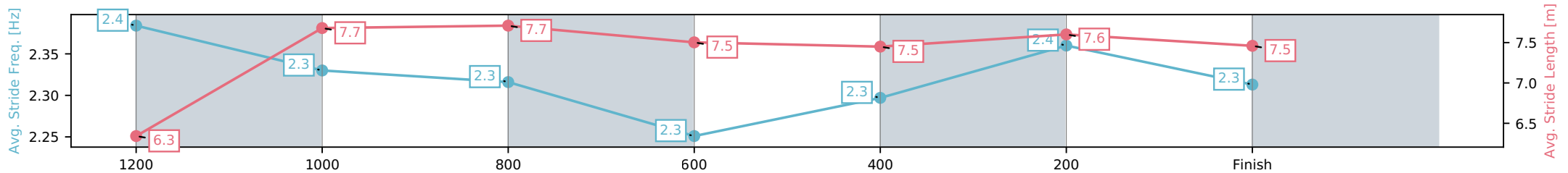
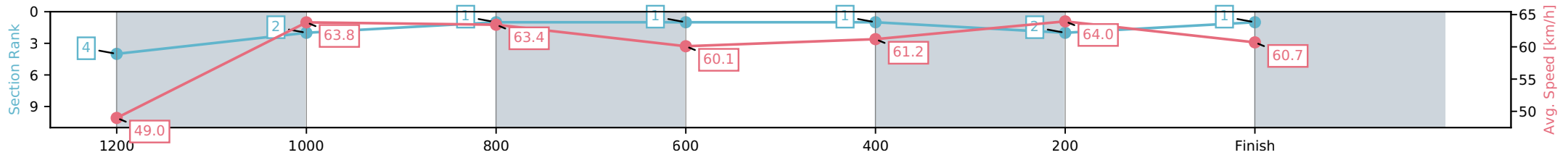
Race 3: SKY RACING Maiden Handicap - 1350m

22 April 2026 - 1:43PM

Track Rating: Good 4, Weather: Fine, Rail Position: +9.5m Entire Circuit



Section	L1350	L1200	L1000	L800	L600	L400	L200
Section Times	1:20.82 (0:11.31)	1:09.51 [2] (0:11.28)	0:58.22 [1] (0:11.34)	0:46.88 [1] (0:11.92)	0:34.95 [1] (0:11.82)	0:23.14 [2] (0:11.25)	0:11.88 [1] (0:11.88)
Average Speed [km/h]	49.0	63.8	63.4	60.1	61.2	64.0	60.7
Top Speed [km/h]	63.9	64.4	64.6	60.8	62.4	66.2	63.1
Avg. Dist. to Rail [m]	5.2	3.4	1.9	0.8	0.9	0.3	0.8
Avg. Stride Freq. [Hz]	2.4	2.3	2.3	2.3	2.3	2.4	2.3
Avg. Stride Length [m]	6.3	7.7	7.7	7.5	7.5	7.6	7.5



- [] Ranking at each section and finish
- :-:- No data available at this section
- NA No data available

Horse/Jockey Name	The Aviator/Daniel Moor
Finish Rank	2
Fastest Section Time (Section)	0:11.19 (400-200)
Top Speed [km/h] (Section)	65.1 (400-200)
Race State	Finished



Doomben QLD --Professional-2026-04-22

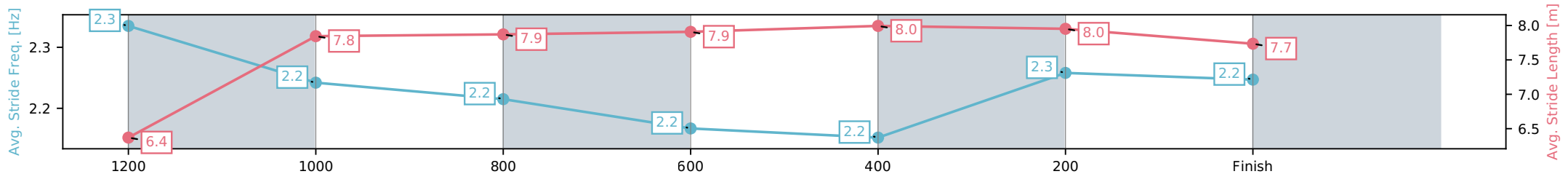
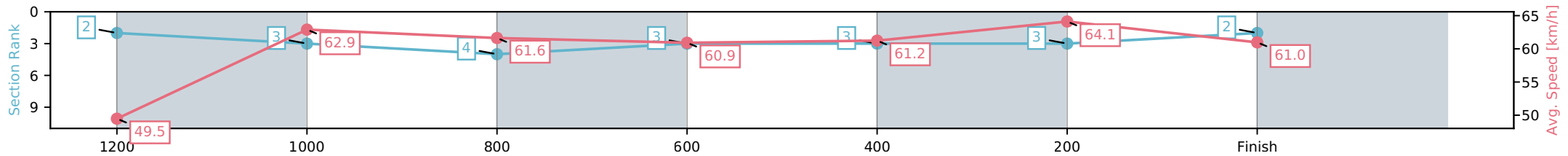
Race 3: SKY RACING Maiden Handicap - 1350m

22 April 2026 - 1:43PM

Track Rating: Good 4, Weather: Fine, Rail Position: +9.5m Entire Circuit



Section	L1350	L1200	L1000	L800	L600	L400	L200
Section Times	1:20.90 (0:11.14)	1:09.76 [3] (0:11.46)	0:58.30 [4] (0:11.70)	0:46.60 [3] (0:11.81)	0:34.79 [3] (0:11.68)	0:23.11 [3] (0:11.19)	0:11.92 [2] (0:11.92)
Average Speed [km/h]	49.5	62.9	61.6	60.9	61.2	64.1	61.0
Top Speed [km/h]	63.1	63.3	62.8	61.7	61.9	65.1	63.7
Avg. Dist. to Rail [m]	2.6	1.7	0.9	0.3	1.2	1.9	1.0
Avg. Stride Freq. [Hz]	2.3	2.2	2.2	2.2	2.2	2.3	2.2
Avg. Stride Length [m]	6.4	7.8	7.9	7.9	8.0	8.0	7.7



- [] Ranking at each section and finish
- :-:- No data available at this section
- NA No data available

Horse/Jockey Name	Lights Will Guide/Emily Lang
Finish Rank	3
Fastest Section Time (Section)	0:11.21 (400-200)
Top Speed [km/h] (Section)	64.7 (400-200)
Race State	Finished



Doomben QLD --Professional-2026-04-22

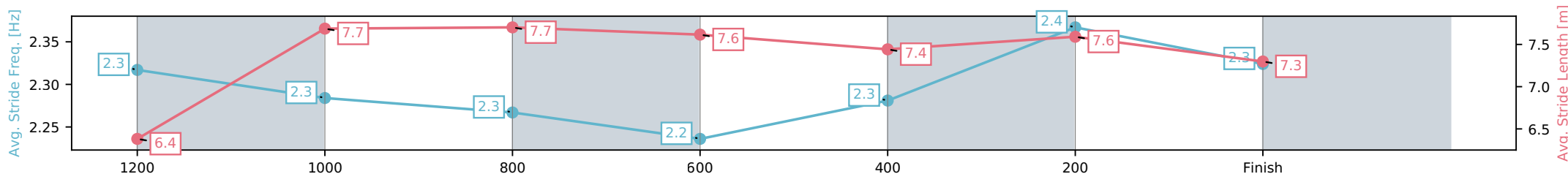
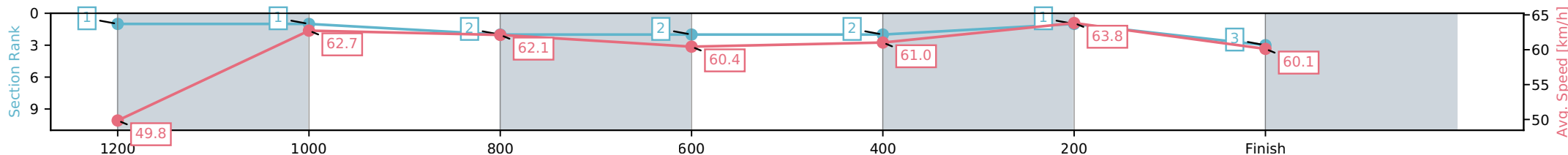
Race 3: SKY RACING Maiden Handicap - 1350m

22 April 2026 - 1:43PM

Track Rating: Good 4, Weather: Fine, Rail Position: +9.5m Entire Circuit



Section	L1350	L1200	L1000	L800	L600	L400	L200
Section Times	1:21.00 (0:11.05)	1:09.95 [1] (0:11.48)	0:58.48 [2] (0:11.60)	0:46.87 [2] (0:11.88)	0:34.99 [2] (0:11.71)	0:23.28 [1] (0:11.21)	0:12.07 [3] (0:12.07)
Average Speed [km/h]	49.8	62.7	62.1	60.4	61.0	63.8	60.1
Top Speed [km/h]	63.1	63.5	63.8	61.9	62.9	64.7	62.5
Avg. Dist. to Rail [m]	4.2	3.0	1.2	0.3	1.5	2.1	0.7
Avg. Stride Freq. [Hz]	2.3	2.3	2.3	2.2	2.3	2.4	2.3
Avg. Stride Length [m]	6.4	7.7	7.7	7.6	7.4	7.6	7.3



- [] Ranking at each section and finish
- :-:- No data available at this section
- NA No data available

Horse/Jockey Name	Saturdays Girl/Ben Thompson
Finish Rank	4
Fastest Section Time (Section)	0:11.14 (400-200)
Top Speed [km/h] (Section)	65.6 (400-200)
Race State	Finished



Doomben QLD --Professional-2026-04-22

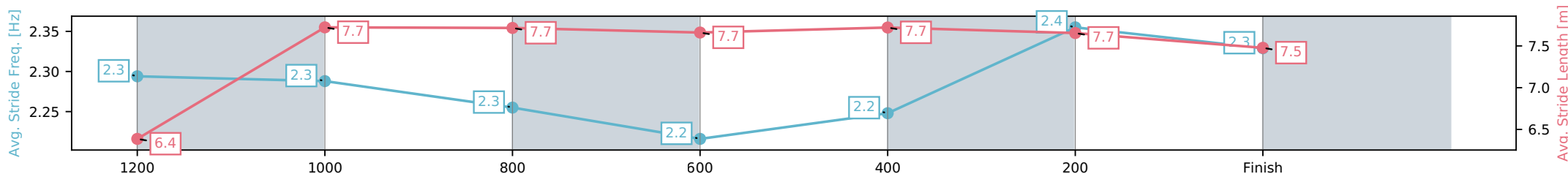
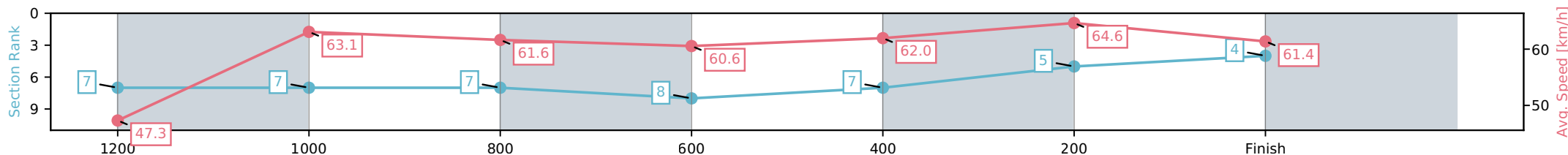
Race 3: SKY RACING Maiden Handicap - 1350m

22 April 2026 - 1:43PM

Track Rating: Good 4, Weather: Fine, Rail Position: +9.5m Entire Circuit



Section	L1350	L1200	L1000	L800	L600	L400	L200
Section Times	1:21.10 (0:11.66)	1:09.44 [7] (0:11.42)	0:58.02 [7] (0:11.70)	0:46.32 [8] (0:11.87)	0:34.45 [7] (0:11.52)	0:22.93 [5] (0:11.14)	0:11.79 [4] (0:11.79)
Average Speed [km/h]	47.3	63.1	61.6	60.6	62.0	64.6	61.4
Top Speed [km/h]	63.4	64.2	64.7	62.2	63.3	65.6	64.0
Avg. Dist. to Rail [m]	3.9	0.1	0.1	0.2	1.5	2.9	6.0
Avg. Stride Freq. [Hz]	2.3	2.3	2.3	2.2	2.2	2.4	2.3
Avg. Stride Length [m]	6.4	7.7	7.7	7.7	7.7	7.7	7.5



- [] Ranking at each section and finish
- :-:- No data available at this section
- NA No data available

Horse/Jockey Name	Kalamia King/Micheal Hellyer
Finish Rank	5
Fastest Section Time (Section)	0:11.33 (400-200)
Top Speed [km/h] (Section)	64.7 (400-200)
Race State	Finished



Doomben QLD --Professional-2026-04-22

Race 3: SKY RACING Maiden Handicap - 1350m

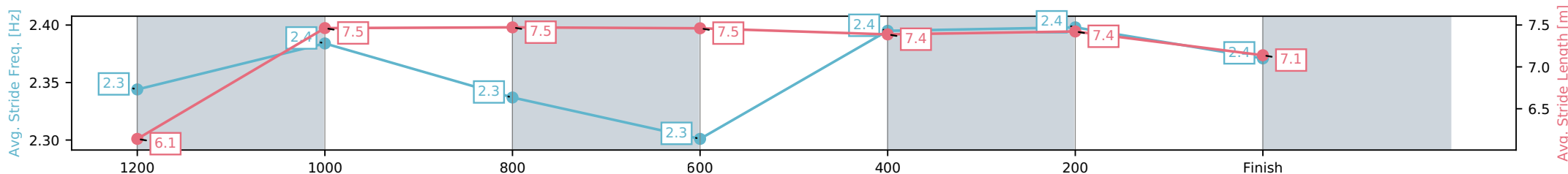
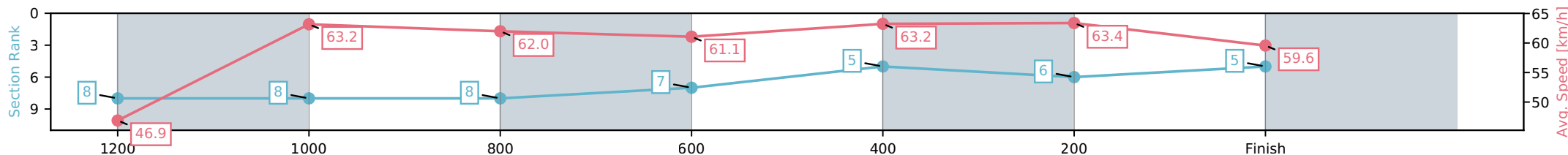
22 April 2026 - 1:43PM

Track Rating: Good 4, Weather: Fine, Rail Position: +9.5m Entire Circuit



BRISBANE RACING CLUB

Section	L1350	L1200	L1000	L800	L600	L400	L200
Section Times	1:21.41 (0:11.80)	1:09.61 [8] (0:11.41)	0:58.20 [8] (0:11.64)	0:46.56 [7] (0:11.77)	0:34.79 [5] (0:11.36)	0:23.43 [6] (0:11.33)	0:12.10 [5] (0:12.10)
Average Speed [km/h]	46.9	63.2	62.0	61.1	63.2	63.4	59.6
Top Speed [km/h]	63.6	64.7	63.2	63.4	64.1	64.7	61.9
Avg. Dist. to Rail [m]	5.7	1.1	0.8	0.3	0.5	0.7	1.4
Avg. Stride Freq. [Hz]	2.3	2.4	2.3	2.3	2.4	2.4	2.4
Avg. Stride Length [m]	6.1	7.5	7.5	7.5	7.4	7.4	7.1



- [] Ranking at each section and finish
- :-:- No data available at this section
- NA No data available

Horse/Jockey Name	Blue White Blue/Cejay Graham
Finish Rank	6
Fastest Section Time (Section)	0:11.27 (400-200)
Top Speed [km/h] (Section)	65.1 (400-200)
Race State	Finished



Doomben QLD --Professional-2026-04-22

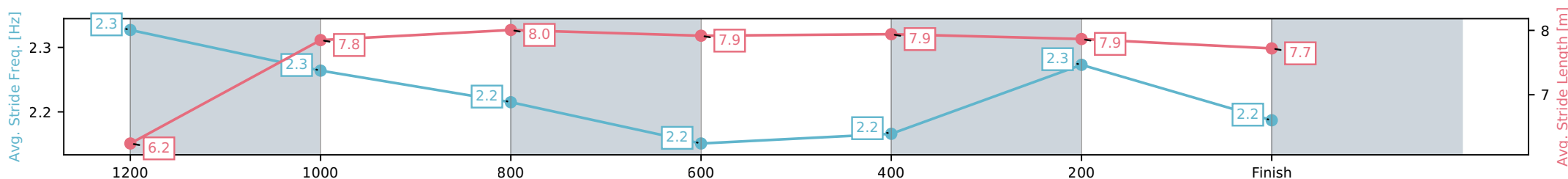
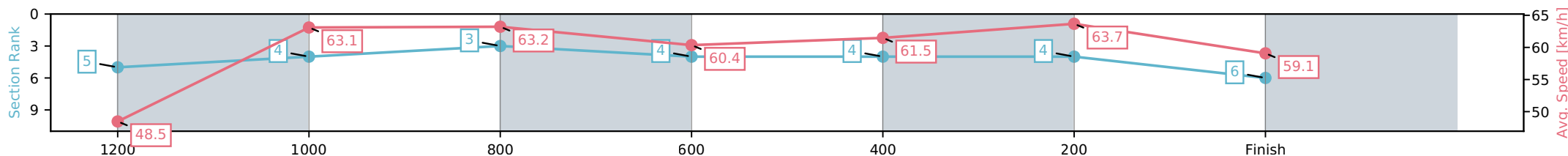
Race 3: SKY RACING Maiden Handicap - 1350m

22 April 2026 - 1:43PM

Track Rating: Good 4, Weather: Fine, Rail Position: +9.5m Entire Circuit



Section	L1350	L1200	L1000	L800	L600	L400	L200
Section Times	1:21.46 (0:11.37)	1:10.09 [4] (0:11.42)	0:58.66 [3] (0:11.44)	0:47.23 [4] (0:12.02)	0:35.20 [4] (0:11.68)	0:23.52 [4] (0:11.27)	0:12.25 [6] (0:12.25)
Average Speed [km/h]	48.5	63.1	63.2	60.4	61.5	63.7	59.1
Top Speed [km/h]	63.7	64.5	63.7	63.0	63.1	65.1	62.6
Avg. Dist. to Rail [m]	6.2	2.9	1.9	1.3	0.6	0.7	0.9
Avg. Stride Freq. [Hz]	2.3	2.3	2.2	2.2	2.2	2.3	2.2
Avg. Stride Length [m]	6.2	7.8	8.0	7.9	7.9	7.9	7.7



- [] Ranking at each section and finish
- :-:- No data available at this section
- NA No data available

Horse/Jockey Name	Delicious Derek/Ryan Maloney
Finish Rank	7
Fastest Section Time (Section)	0:11.25 (400-200)
Top Speed [km/h] (Section)	65.3 (400-200)
Race State	Finished



Doomben QLD --Professional-2026-04-22

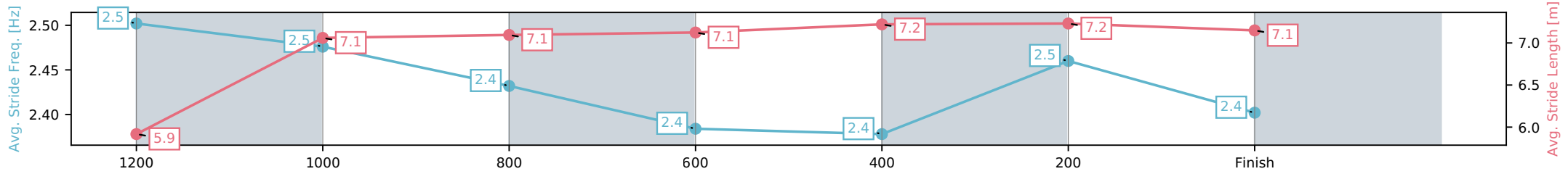
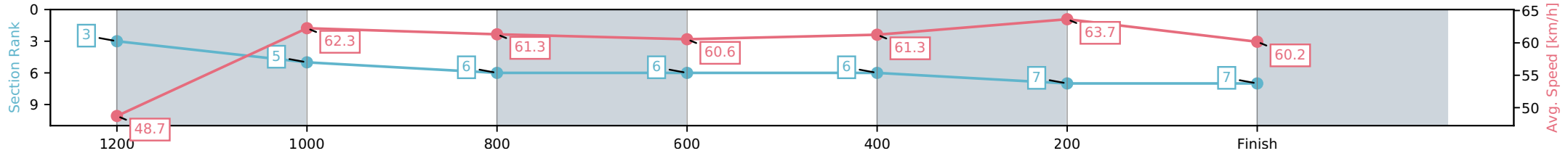
Race 3: SKY RACING Maiden Handicap - 1350m

22 April 2026 - 1:43PM

Track Rating: Good 4, Weather: Fine, Rail Position: +9.5m Entire Circuit



Section	L1350	L1200	L1000	L800	L600	L400	L200
Section Times	1:21.47 (0:11.31)	1:10.16 [5] (0:11.56)	0:58.60 [6] (0:11.74)	0:46.86 [6] (0:11.83)	0:35.03 [6] (0:11.66)	0:23.37 [7] (0:11.25)	0:12.12 [7] (0:12.12)
Average Speed [km/h]	48.7	62.3	61.3	60.6	61.3	63.7	60.2
Top Speed [km/h]	61.9	62.7	62.5	61.6	62.4	65.3	63.2
Avg. Dist. to Rail [m]	0.8	0.1	0.4	0.7	1.5	2.0	0.7
Avg. Stride Freq. [Hz]	2.5	2.5	2.4	2.4	2.4	2.5	2.4
Avg. Stride Length [m]	5.9	7.1	7.1	7.1	7.2	7.2	7.1



[] Ranking at each section and finish
 -:-:- No data available at this section
 NA No data available

Horse/Jockey Name	Flirting With Fire/Fred Larson
Finish Rank	8
Fastest Section Time (Section)	0:11.20 (400-200)
Top Speed [km/h] (Section)	65.1 (400-200)
Race State	Finished



Doomben QLD --Professional-2026-04-22

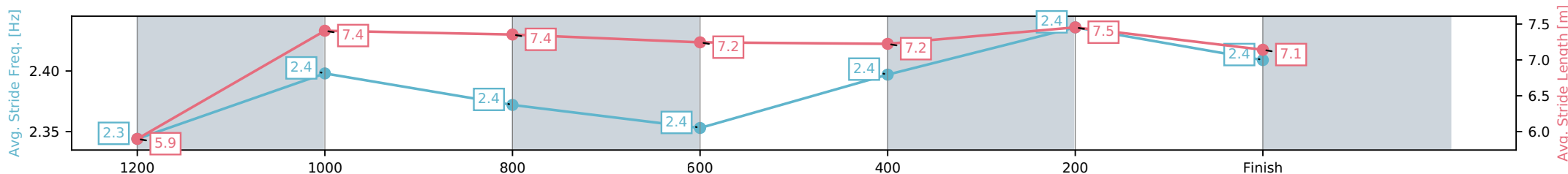
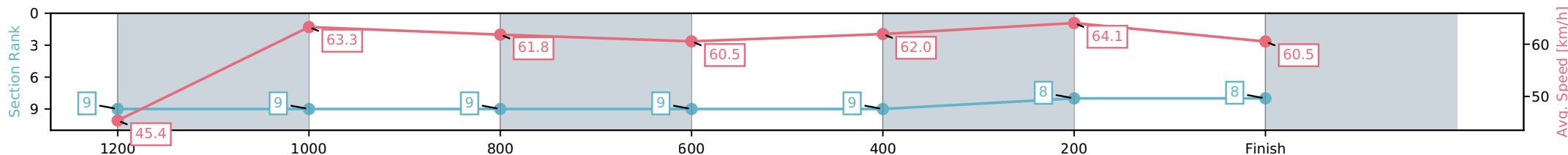
Race 3: SKY RACING Maiden Handicap - 1350m

22 April 2026 - 1:43PM

Track Rating: Good 4, Weather: Fine, Rail Position: +9.5m Entire Circuit



Section	L1350	L1200	L1000	L800	L600	L400	L200
Section Times	1:21.63 (0:12.18)	1:09.45 [9] (0:11.38)	0:58.07 [9] (0:11.62)	0:46.46 [9] (0:11.81)	0:34.65 [9] (0:11.51)	0:23.14 [8] (0:11.20)	0:11.94 [8] (0:11.94)
Average Speed [km/h]	45.4	63.3	61.8	60.5	62.0	64.1	60.5
Top Speed [km/h]	63.0	64.3	63.0	62.2	63.9	65.1	62.4
Avg. Dist. to Rail [m]	6.3	0.9	0.6	1.5	1.5	1.3	3.7
Avg. Stride Freq. [Hz]	2.3	2.4	2.4	2.4	2.4	2.4	2.4
Avg. Stride Length [m]	5.9	7.4	7.4	7.2	7.2	7.5	7.1



- [] Ranking at each section and finish
- :-:- No data available at this section
- NA No data available

Horse/Jockey Name	Rainbow Glitter/Georgina Cartwright
Finish Rank	9
Fastest Section Time (Section)	0:11.51 (1200-1000)
Top Speed [km/h] (Section)	63.1 (1200-1000)
Race State	Finished



Doomben QLD --Professional-2026-04-22

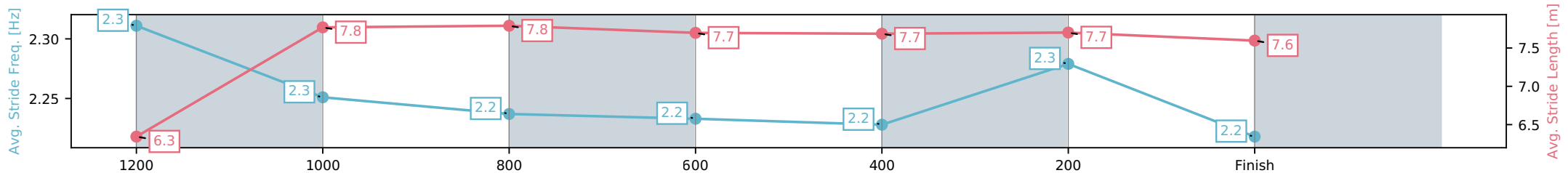
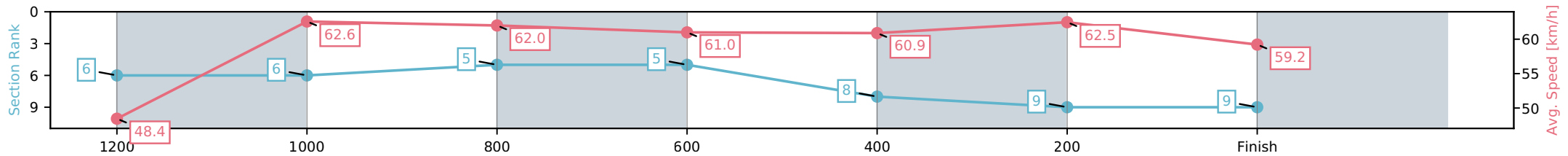
Race 3: SKY RACING Maiden Handicap - 1350m

22 April 2026 - 1:43PM

Track Rating: Good 4, Weather: Fine, Rail Position: +9.5m Entire Circuit



Section	L1350	L1200	L1000	L800	L600	L400	L200
Section Times	1:22.09 (0:11.38)	1:10.71 [6] (0:11.51)	0:59.20 [5] (0:11.64)	0:47.56 [5] (0:11.84)	0:35.71 [8] (0:11.89)	0:23.83 [9] (0:11.55)	0:12.28 [9] (0:12.28)
Average Speed [km/h]	48.4	62.6	62.0	61.0	60.9	62.5	59.2
Top Speed [km/h]	61.8	63.1	62.9	63.1	62.2	63.1	62.0
Avg. Dist. to Rail [m]	3.5	1.3	1.0	0.8	0.8	1.6	4.3
Avg. Stride Freq. [Hz]	2.3	2.3	2.2	2.2	2.2	2.3	2.2
Avg. Stride Length [m]	6.3	7.8	7.8	7.7	7.7	7.7	7.6



- [] Ranking at each section and finish
- :-:- No data available at this section
- NA No data available



Doomben QLD

Race 4: ANZAC DAY RACEDAY THIS SATURDAY BENCHMARK 68 Handicap - 2060m

22 April 2026 - 2:19PM

Track Rating: Good 4, Weather: Fine, Rail Position: +9.5m Entire Circuit



BRISBANE RACING CLUB

Field Times	2:09.66	1:51.26	1:38.99	1:26.46	1:13.76	1:00.82	0:47.70	0:34.89
(Race Tempo)	(0:18.40)	(0:12.27)	(0:12.53)	(0:12.70)	(0:12.94)	(0:13.12)	(0:12.81)	(0:11.85)

Rank	TAB#	Horse	Overall Time	First 400m	Top Speed km/h (Section)	L2060	L1800	L1600	L1400	L1200	L1000	L800	L600
	(BAR#)	Jockey	Margin (DT-W)	Last 600m	Fastest Section (Time)	Start - 1800	1800 - 1600	1600 - 1400	1400 - 1200	1200 - 1000	1000 - 800	800 - 600	600 - 400
1	6	Galway Flyer	2:09.66	0:27.97	66.5 (400-200)	2:09.66	1:50.44 [8]	1:37.98 [9]	1:25.17 [9]	1:12.61 [8]	0:59.83 [8]	0:46.72 [8]	0:34.09 [7]
	(9)	Damien Thornton		0:34.09	400-200 (0:11.00)	(0:19.22)	(0:12.45)	(0:12.81)	(0:12.56)	(0:12.78)	(0:13.11)	(0:12.62)	(0:11.59)
2	5	Watermelon	2:09.72	0:26.93	64.3 (400-200)	2:09.72	1:51.32 [1]	1:39.05 [1]	1:26.52 [1]	1:13.82 [1]	1:00.88 [1]	0:47.76 [1]	0:34.95 [1]
	(7)	Ben Thompson	0.4L (-3)	0:34.95	400-200 (0:11.30)	(0:18.40)	(0:12.27)	(0:12.53)	(0:12.70)	(0:12.94)	(0:13.12)	(0:12.81)	(0:11.85)
3	2	June	2:09.75	0:27.17	65.5 (400-200)	2:09.75	1:51.23 [3]	1:38.82 [5]	1:25.88 [5]	1:13.22 [5]	1:00.43 [4]	0:47.30 [4]	0:34.57 [4]
	(2)	Daniel Moor	0.6L (-9)	0:34.57	400-200 (0:11.11)	(0:18.52)	(0:12.41)	(0:12.94)	(0:12.66)	(0:12.79)	(0:13.12)	(0:12.74)	(0:11.87)
4	10	Fashionable	2:09.77	0:28.14	67.1 (400-200)	2:09.77	1:50.31 [10]	1:37.89 [10]	1:24.95 [10]	1:12.36 [11]	0:59.63 [10]	0:46.52 [10]	0:33.94 [10]
	(10)	Jace McMurray	0.7L (-3)	0:33.93	400-200 (0:10.96)	(0:19.46)	(0:12.42)	(0:12.94)	(0:12.59)	(0:12.73)	(0:13.11)	(0:12.58)	(0:11.70)
5	4	Delrico	2:09.96	0:27.18	65.8 (400-200)	2:09.96	1:51.44 [4]	1:39.04 [4]	1:26.29 [4]	1:13.54 [4]	1:00.53 [5]	0:47.38 [5]	0:34.64 [5]
	(1)	Ryan Maloney	1.8L (-9)	0:34.64	400-200 (0:11.11)	(0:18.52)	(0:12.40)	(0:12.75)	(0:12.75)	(0:13.01)	(0:13.15)	(0:12.74)	(0:11.72)
6	3	Weona Redwood	2:10.00	0:26.96	64.9 (400-200)	2:10.00	1:51.52 [2]	1:39.31 [2]	1:26.56 [2]	1:13.80 [2]	1:00.80 [3]	0:47.69 [3]	0:34.90 [3]
	(3)	Jag Guthmann-Chester	2.0L (+4)	0:34.90	400-200 (0:11.31)	(0:18.48)	(0:12.20)	(0:12.76)	(0:12.76)	(0:12.99)	(0:13.11)	(0:12.79)	(0:11.85)
7	7	Vermilion Kirin	2:10.12	0:27.48	65.1 (400-200)	2:10.12	1:51.35 [6]	1:38.89 [6]	1:26.10 [6]	1:13.42 [6]	1:00.35 [7]	0:47.23 [7]	0:34.54 [8]
	(4)	Georgina Cartwright	2.7L (-5)	0:34.54	400-200 (0:11.13)	(0:18.77)	(0:12.45)	(0:12.79)	(0:12.68)	(0:13.07)	(0:13.12)	(0:12.70)	(0:11.74)
8	11	Propose	2:10.16	0:27.60	65.6 (400-200)	2:10.16	1:51.24 [7]	1:38.75 [7]	1:25.90 [7]	1:13.36 [7]	1:00.46 [6]	0:47.45 [6]	0:34.79 [6]
	(8)	Fred Larson	3.0L (-5)	0:34.80	400-200 (0:11.25)	(0:18.92)	(0:12.49)	(0:12.85)	(0:12.54)	(0:12.89)	(0:13.02)	(0:12.65)	(0:11.87)
9	9	Addition	2:10.21	0:27.88	66.4 (400-200)	2:10.21	1:50.96 [9]	1:38.58 [8]	1:25.75 [8]	1:13.15 [9]	1:00.11 [9]	0:47.01 [9]	0:34.38 [9]
	(11)	Angela Jones	3.3L (-3)	0:34.38	400-200 (0:11.07)	(0:19.26)	(0:12.38)	(0:12.83)	(0:12.61)	(0:13.03)	(0:13.10)	(0:12.63)	(0:11.70)
10	1	Picko Rocks	2:10.77	0:28.34	65.0 (400-200)	2:10.77	1:51.10 [11]	1:38.76 [11]	1:25.95 [11]	1:13.40 [10]	1:00.36 [11]	0:47.29 [11]	0:34.71 [11]
	(5)	Chelsea Baker	6.5L (+1)	0:34.71	400-200 (0:11.22)	(0:19.67)	(0:12.33)	(0:12.82)	(0:12.54)	(0:13.04)	(0:13.07)	(0:12.58)	(0:11.69)

Scratched: Heavenly Love (#8), Pepe (#12)

Report Created: Wed 22 April 2026

(Note: Races are conducted over an approximate distance as close as possible to the advertised distance, and recorded data may vary accordingly. Official times refer to race times only and do not include handicap times.)

[] Position in running at each section and finish TAB# Saddle cloth number

[] Fastest split

-:-:- No data available at this section

BAR# Barrier/Gate Position

[] Fastest section

NA No data available

DNF Did not finish

DNT Did not track

DT-W Distance travelled compared to winner in metres



Doomben QLD

Race 4: ANZAC DAY RACEDAY THIS SATURDAY BENCHMARK 68 Handicap - 2060m

22 April 2026 - 2:19PM

Track Rating: Good 4, Weather: Fine, Rail Position: +9.5m Entire Circuit



BRISBANE
RACING CLUB

Field Times (Race Tempo) 2:09.66 (0:18.40) 1:51.26 (0:12.27) 1:38.99 (0:12.53) 1:26.46 (0:12.70) 1:13.76 (0:12.94) 1:00.82 (0:13.12) 0:47.70 (0:12.81) 0:34.89 (0:11.85)

Rank	TAB#	Horse	Overall Time	First 400m	Top Speed km/h (Section)	L2060	L1800	L1600	L1400	L1200	L1000	L800	L600
	(BAR#)	Jockey	Margin (DT-W)	Last 600m	Fastest Section (Time)	Start - 1800	1800 - 1600	1600 - 1400	1400 - 1200	1200 - 1000	1000 - 800	800 - 600	600 - 400
11	13	Reggie's Folly	2:10.78	0:27.01	63.5 (400-200)	2:10.78	1:52.26 [5]	1:39.94 [3]	1:27.17 [3]	1:14.57 [3]	1:01.71 [2]	0:48.59 [2]	0:35.80 [2]
	(6)	Cejay Graham	6.6L (-3)	0:35.80	400-200 (0:11.46)	(0:18.52)	(0:12.32)	(0:12.77)	(0:12.60)	(0:12.86)	(0:13.12)	(0:12.79)	(0:12.08)

Scratched: Heavenly Love (#8), Pepe (#12)

Report Created: Wed 22 April 2026

(Note: Races are conducted over an approximate distance as close as possible to the advertised distance, and recorded data may vary accordingly. Official times refer to race times only and do not include handicap times.)

[] Position in running at each section and finish TAB# Saddle cloth number

-:--:-- No data available at this section

NA No data available

DNT Did not track

BAR# Barrier/Gate Position

DNF Did not finish

DT-W Distance travelled compared to winner in metres

Fastest split

Fastest section



Doomben QLD

Race 4: ANZAC DAY RACEDAY THIS SATURDAY BENCHMARK 68 Handicap - 2060m

22 April 2026 - 2:19PM

Track Rating: Good 4, Weather: Fine, Rail Position: +9.5m Entire Circuit



BRISBANE RACING CLUB

Field Times (Race Tempo) 0:23.04 (0:11.29) 0:11.74 (0:11.74)

Rank	TAB#	Horse	Overall Time	First 400m	Top Speed km/h (Section)	L400	L200						
	(BAR#)	Jockey	Margin (DT-W)	Last 600m	Fastest Section (Time)	400 - 200	200 - Finish						
1	6	Galway Flyer	2:09.66	0:27.97	66.5 (400-200)	0:22.50 [6]	0:11.50 [3]						
	(9)	Damien Thornton		0:34.09	400-200 (0:11.00)	(0:11.00)	(0:11.50)						
2	5	Watermelon	2:09.72	0:26.93	64.3 (400-200)	0:23.10 [1]	0:11.80 [1]						
	(7)	Ben Thompson	0.4L (-3)	0:34.95	400-200 (0:11.30)	(0:11.30)	(0:11.80)						
3	2	June	2:09.75	0:27.17	65.5 (400-200)	0:22.70 [4]	0:11.59 [4]						
	(2)	Daniel Moor	0.6L (-9)	0:34.57	400-200 (0:11.11)	(0:11.11)	(0:11.59)						
4	10	Fashionable	2:09.77	0:28.14	67.1 (400-200)	0:22.24 [10]	0:11.27 [8]						
	(10)	Jace McMurray	0.7L (-3)	0:33.93	400-200 (0:10.96)	(0:10.96)	(0:11.27)						
5	4	Delrico	2:09.96	0:27.18	65.8 (400-200)	0:22.92 [3]	0:11.81 [2]						
	(1)	Ryan Maloney	1.8L (-9)	0:34.64	400-200 (0:11.11)	(0:11.11)	(0:11.81)						
6	3	Weona Redwood	2:10.00	0:26.96	64.9 (400-200)	0:23.06 [2]	0:11.74 [5]						
	(3)	Jag Guthmann-Chester	2.0L (+4)	0:34.90	400-200 (0:11.31)	(0:11.31)	(0:11.74)						
7	7	Vermilion Kirin	2:10.12	0:27.48	65.1 (400-200)	0:22.80 [8]	0:11.67 [6]						
	(4)	Georgina Cartwright	2.7L (-5)	0:34.54	400-200 (0:11.13)	(0:11.13)	(0:11.67)						
8	11	Propose	2:10.16	0:27.60	65.6 (400-200)	0:22.92 [7]	0:11.68 [7]						
	(8)	Fred Larson	3.0L (-5)	0:34.80	400-200 (0:11.25)	(0:11.25)	(0:11.68)						
9	9	Addition	2:10.21	0:27.88	66.4 (400-200)	0:22.68 [9]	0:11.61 [10]						
	(11)	Angela Jones	3.3L (-3)	0:34.38	400-200 (0:11.07)	(0:11.07)	(0:11.61)						
10	1	Picko Rocks	2:10.77	0:28.34	65.0 (400-200)	0:23.02 [11]	0:11.80 [11]						
	(5)	Chelsea Baker	6.5L (+1)	0:34.71	400-200 (0:11.22)	(0:11.22)	(0:11.80)						

Scratched: Heavenly Love (#8), Pepe (#12)

Report Created: Wed 22 April 2026

(Note: Races are conducted over an approximate distance as close as possible to the advertised distance, and recorded data may vary accordingly. Official times refer to race times only and do not include handicap times.)

[] Position in running at each section and finish TAB# Saddle cloth number

-:--:-- No data available at this section

NA No data available

DNT Did not track

BAR# Barrier/Gate Position

DNF Did not finish

DT-W Distance travelled compared to winner in metres

Fastest split

Fastest section



Doomben QLD

Race 4: ANZAC DAY RACEDAY THIS SATURDAY BENCHMARK 68 Handicap - 2060m

22 April 2026 - 2:19PM

Track Rating: Good 4, Weather: Fine, Rail Position: +9.5m Entire Circuit



BRISBANE
RACING CLUB

Field Times 0:23.04 0:11.74
(Race Tempo) (0:11.29) (0:11.74)

Rank	TAB#	Horse	Overall Time	First 400m	Top Speed km/h (Section)	L400	L200						
	(BAR#)	Jockey	Margin (DT-W)	Last 600m	Fastest Section (Time)	400 - 200	200 - Finish						
11	13	Reggie's Folly	2:10.78	0:27.01	63.5 (400-200)	0:23.72 [5]	0:12.26 [9]						
	(6)	Cejay Graham	6.6L (-3)	0:35.80	400-200 (0:11.46)	(0:11.46)	(0:12.26)						

Scratched: Heavenly Love (#8), Pepe (#12)

Report Created: Wed 22 April 2026

(Note: Races are conducted over an approximate distance as close as possible to the advertised distance, and recorded data may vary accordingly. Official times refer to race times only and do not include handicap times.)

[] Position in running at each section and finish TAB# Saddle cloth number

-:--:-- No data available at this section

NA No data available

DNT Did not track

BAR# Barrier/Gate Position

DNF Did not finish

DT-W Distance travelled compared to winner in metres

Fastest split

Fastest section

Horse/Jockey Name	Galway Flyer/Damien Thornton
Finish Rank	1
Fastest Section Time (Section)	0:11.00 (400-200)
Top Speed [km/h] (Section)	66.5 (400-200)
Race State	Finished



Doomben QLD --Professional-2026-04-22

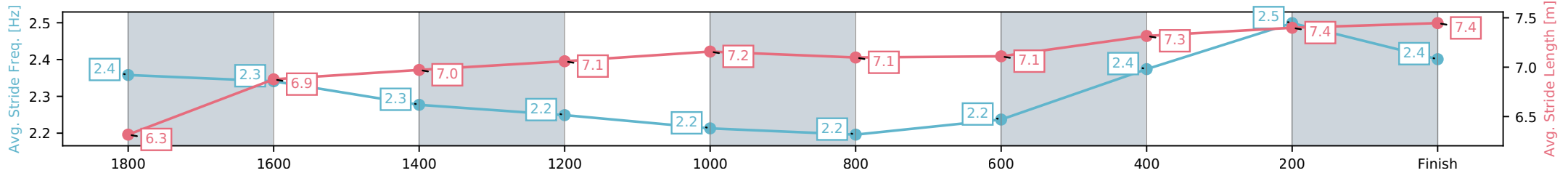
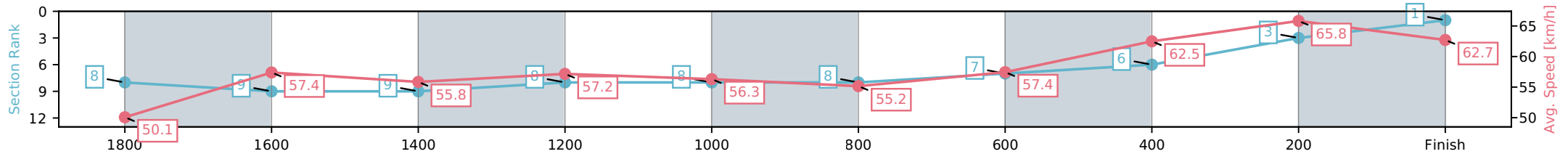
Race 4: ANZAC DAY RACEDAY THIS SATURDAY
BENCHMARK 68 Handicap - 2060m

22 April 2026 - 2:19PM



Track Rating: Good 4, Weather: Fine, Rail Position: +9.5m Entire Circuit

Section	L2060	L1800	L1600	L1400	L1200	L1000	L800	L600	L400	L200
Section Times	2:09.66 (0:19.22)	1:50.44 [9] (0:12.45)	1:37.98 [9] (0:12.81)	1:25.17 [8] (0:12.56)	1:12.61 [8] (0:12.78)	0:59.83 [8] (0:13.11)	0:46.72 [7] (0:12.62)	0:34.09 [6] (0:11.59)	0:22.50 [3] (0:11.00)	0:11.50 [1] (0:11.50)
Average Speed [km/h]	50.1	57.4	55.8	57.2	56.3	55.2	57.4	62.5	65.8	62.7
Top Speed [km/h]	59.4	58.8	57.6	57.6	57.3	56.4	59.8	64.7	66.5	65.8
Avg. Dist. to Rail [m]	3.0	1.1	1.7	0.5	0.9	1.3	1.1	1.3	2.5	1.3
Avg. Stride Freq. [Hz]	2.4	2.3	2.3	2.2	2.2	2.2	2.2	2.4	2.5	2.4
Avg. Stride Length [m]	6.3	6.9	7.0	7.1	7.2	7.1	7.1	7.3	7.4	7.4



- [] Ranking at each section and finish
- :-:- No data available at this section
- NA No data available

Horse/Jockey Name	Watermelon/Ben Thompson
Finish Rank	2
Fastest Section Time (Section)	0:11.30 (400-200)
Top Speed [km/h] (Section)	64.3 (400-200)
Race State	Finished



Doomben QLD --Professional-2026-04-22

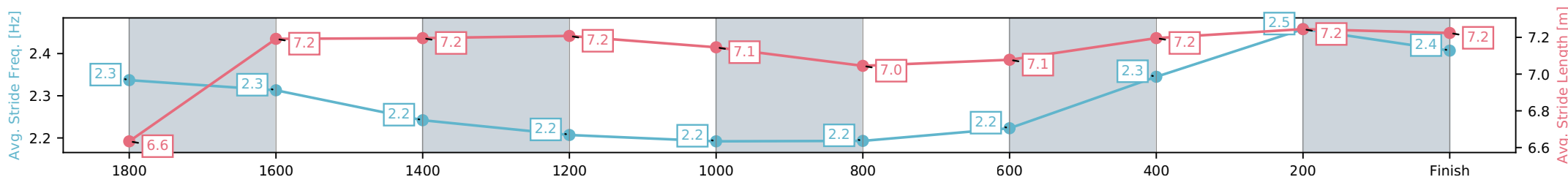
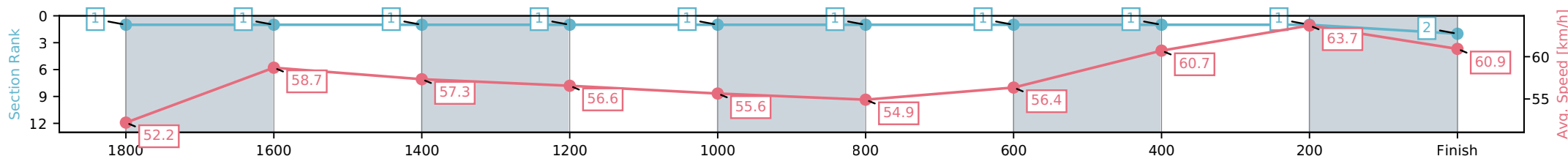
Race 4: ANZAC DAY RACEDAY THIS SATURDAY
BENCHMARK 68 Handicap - 2060m

22 April 2026 - 2:19PM



Track Rating: Good 4, Weather: Fine, Rail Position: +9.5m Entire Circuit

Section	L2060	L1800	L1600	L1400	L1200	L1000	L800	L600	L400	L200
Section Times	2:09.72 (0:18.40)	1:51.32 [1] (0:12.27)	1:39.05 [1] (0:12.53)	1:26.52 [1] (0:12.70)	1:13.82 [1] (0:12.94)	1:00.88 [1] (0:13.12)	0:47.76 [1] (0:12.81)	0:34.95 [1] (0:11.85)	0:23.10 [1] (0:11.30)	0:11.80 [2] (0:11.80)
Average Speed [km/h]	52.2	58.7	57.3	56.6	55.6	54.9	56.4	60.7	63.7	60.9
Top Speed [km/h]	61.1	60.5	58.1	58.1	56.1	55.9	58.7	62.4	64.3	63.7
Avg. Dist. to Rail [m]	3.0	0.4	0.5	0.4	0.3	0.4	0.6	0.5	1.1	0.6
Avg. Stride Freq. [Hz]	2.3	2.3	2.2	2.2	2.2	2.2	2.2	2.3	2.5	2.4
Avg. Stride Length [m]	6.6	7.2	7.2	7.2	7.2	7.1	7.0	7.1	7.2	7.2



- [] Ranking at each section and finish
- :-:- No data available at this section
- NA No data available

Horse/Jockey Name	June/Daniel Moor
Finish Rank	3
Fastest Section Time (Section)	0:11.11 (400-200)
Top Speed [km/h] (Section)	65.5 (400-200)
Race State	Finished



Doomben QLD --Professional-2026-04-22

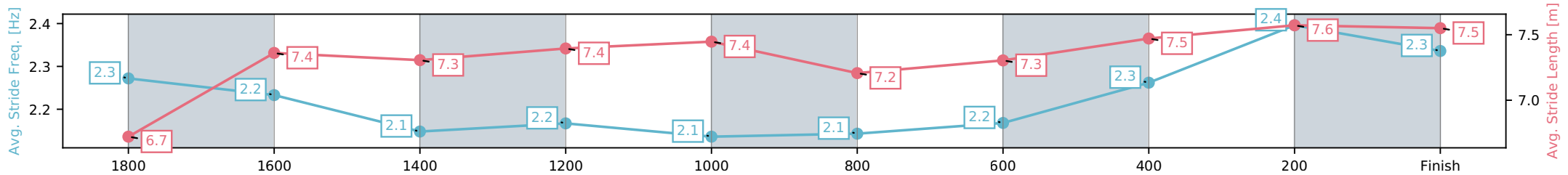
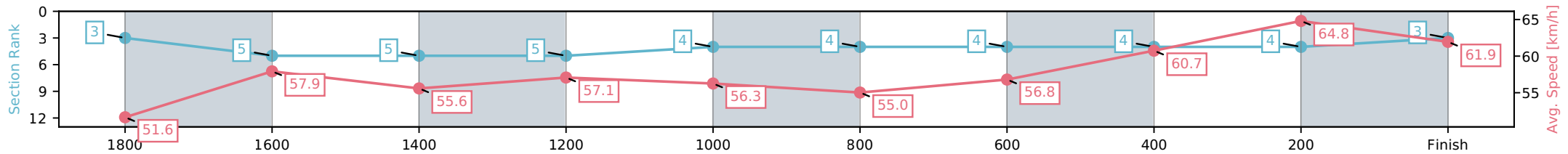
Race 4: ANZAC DAY RACEDAY THIS SATURDAY
BENCHMARK 68 Handicap - 2060m

22 April 2026 - 2:19PM



Track Rating: Good 4, Weather: Fine, Rail Position: +9.5m Entire Circuit

Section	L2060	L1800	L1600	L1400	L1200	L1000	L800	L600	L400	L200
Section Times	2:09.75 (0:18.52)	1:51.23 [5] (0:12.41)	1:38.82 [5] (0:12.94)	1:25.88 [5] (0:12.66)	1:13.22 [4] (0:12.79)	1:00.43 [4] (0:13.12)	0:47.30 [4] (0:12.74)	0:34.57 [4] (0:11.87)	0:22.70 [4] (0:11.11)	0:11.59 [3] (0:11.59)
Average Speed [km/h]	51.6	57.9	55.6	57.1	56.3	55.0	56.8	60.7	64.8	61.9
Top Speed [km/h]	62.5	62.1	56.8	57.5	57.4	56.3	57.9	63.1	65.5	64.1
Avg. Dist. to Rail [m]	0.6	1.0	0.4	0.6	1.0	0.9	0.7	0.4	0.3	0.1
Avg. Stride Freq. [Hz]	2.3	2.2	2.1	2.2	2.1	2.1	2.2	2.3	2.4	2.3
Avg. Stride Length [m]	6.7	7.4	7.3	7.4	7.4	7.2	7.3	7.5	7.6	7.5



- [] Ranking at each section and finish
- :-:- No data available at this section
- NA No data available

Horse/Jockey Name	Fashionable/Jace McMurray
Finish Rank	4
Fastest Section Time (Section)	0:10.96 (400-200)
Top Speed [km/h] (Section)	67.1 (400-200)
Race State	Finished



Doomben QLD --Professional-2026-04-22

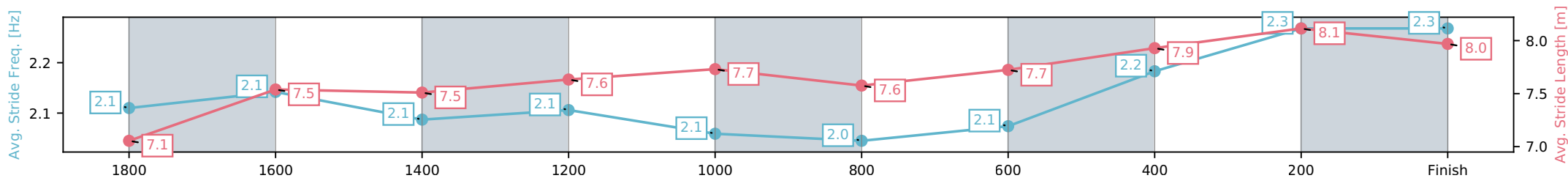
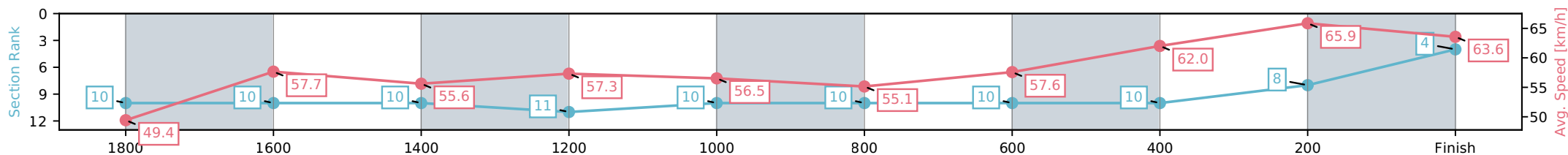
Race 4: ANZAC DAY RACEDAY THIS SATURDAY
BENCHMARK 68 Handicap - 2060m

22 April 2026 - 2:19PM



Track Rating: Good 4, Weather: Fine, Rail Position: +9.5m Entire Circuit

Section	L2060	L1800	L1600	L1400	L1200	L1000	L800	L600	L400	L200
Section Times	2:09.77 (0:19.46)	1:50.31 [10] (0:12.42)	1:37.89 [10] (0:12.94)	1:24.95 [11] (0:12.59)	1:12.36 [10] (0:12.73)	0:59.63 [10] (0:13.11)	0:46.52 [10] (0:12.58)	0:33.94 [10] (0:11.70)	0:22.24 [8]	0:11.27 [4] (0:11.27)
Average Speed [km/h]	49.4	57.7	55.6	57.3	56.5	55.1	57.6	62.0	65.9	63.6
Top Speed [km/h]	59.0	59.9	56.7	58.1	58.2	57.0	60.3	64.6	67.1	65.9
Avg. Dist. to Rail [m]	3.1	0.8	0.4	0.6	1.4	1.1	1.2	1.4	3.2	3.7
Avg. Stride Freq. [Hz]	2.1	2.1	2.1	2.1	2.1	2.0	2.1	2.2	2.3	2.3
Avg. Stride Length [m]	7.1	7.5	7.5	7.6	7.7	7.6	7.7	7.9	8.1	8.0



- [] Ranking at each section and finish
- :-:- No data available at this section
- NA No data available

Horse/Jockey Name	Delrico/Ryan Maloney
Finish Rank	5
Fastest Section Time (Section)	0:11.11 (400-200)
Top Speed [km/h] (Section)	65.8 (400-200)
Race State	Finished



Doomben QLD --Professional-2026-04-22

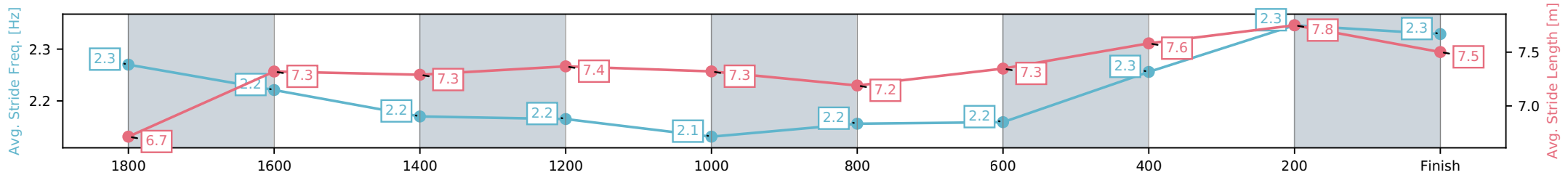
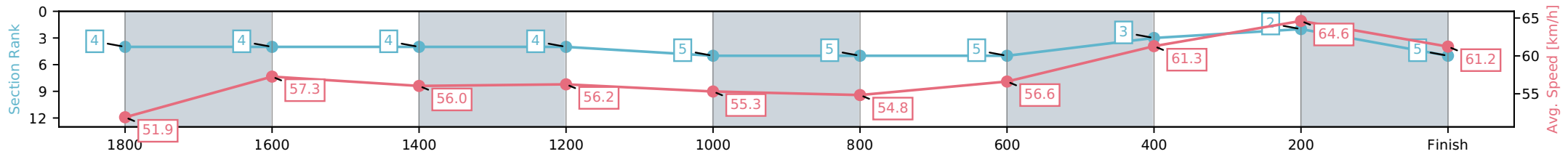
Race 4: ANZAC DAY RACEDAY THIS SATURDAY
BENCHMARK 68 Handicap - 2060m

22 April 2026 - 2:19PM



Track Rating: Good 4, Weather: Fine, Rail Position: +9.5m Entire Circuit

Section	L2060	L1800	L1600	L1400	L1200	L1000	L800	L600	L400	L200
Section Times	2:09.96 (0:18.52)	1:51.44 [4] (0:12.40)	1:39.04 [4] (0:12.75)	1:26.29 [4] (0:12.75)	1:13.54 [5] (0:13.01)	1:00.53 [5] (0:13.15)	0:47.38 [5] (0:12.74)	0:34.64 [3] (0:11.72)	0:22.92 [2] (0:11.11)	0:11.81 [5] (0:11.81)
Average Speed [km/h]	51.9	57.3	56.0	56.2	55.3	54.8	56.6	61.3	64.6	61.2
Top Speed [km/h]	60.5	58.0	56.8	56.6	56.1	56.5	58.1	63.8	65.8	64.0
Avg. Dist. to Rail [m]	1.8	2.0	2.2	0.8	0.3	0.3	0.5	0.5	0.8	0.6
Avg. Stride Freq. [Hz]	2.3	2.2	2.2	2.2	2.1	2.2	2.2	2.3	2.3	2.3
Avg. Stride Length [m]	6.7	7.3	7.3	7.4	7.3	7.2	7.3	7.6	7.8	7.5



- [] Ranking at each section and finish
- :-:- No data available at this section
- NA No data available

Horse/Jockey Name	Weona Redwood/Jag Guthmann-Chester
Finish Rank	6
Fastest Section Time (Section)	0:11.31 (400-200)
Top Speed [km/h] (Section)	64.9 (400-200)
Race State	Finished



Doomben QLD --Professional-2026-04-22

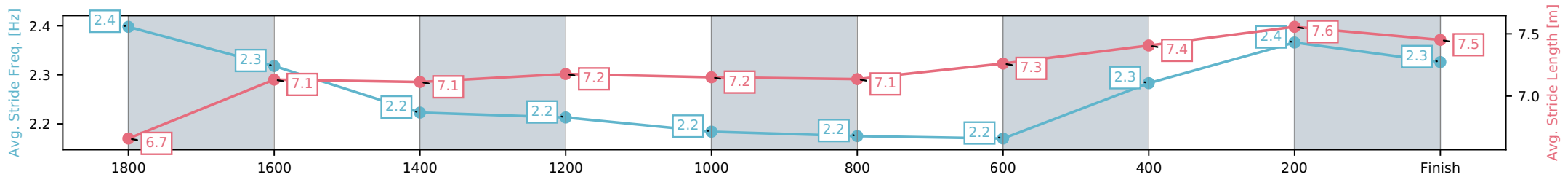
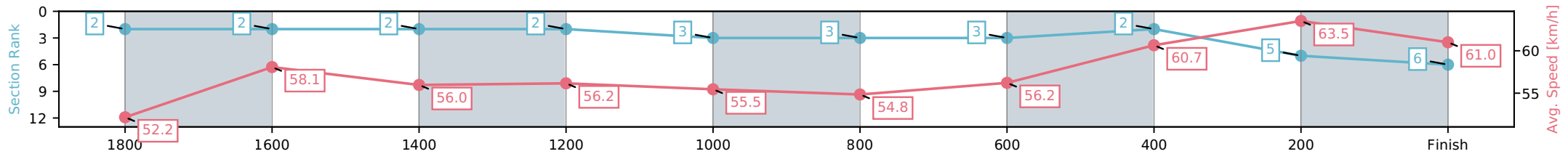
Race 4: ANZAC DAY RACEDAY THIS SATURDAY
BENCHMARK 68 Handicap - 2060m

22 April 2026 - 2:19PM



Track Rating: Good 4, Weather: Fine, Rail Position: +9.5m Entire Circuit

Section	L2060	L1800	L1600	L1400	L1200	L1000	L800	L600	L400	L200
Section Times	2:10.00 (0:18.48)	1:51.52 [2] (0:12.20)	1:39.31 [2] (0:12.76)	1:26.56 [2] (0:12.76)	1:13.80 [3] (0:12.99)	1:00.80 [3] (0:13.11)	0:47.69 [3] (0:12.79)	0:34.90 [2] (0:11.85)	0:23.06 [5] (0:11.31)	0:11.74 [6] (0:11.74)
Average Speed [km/h]	52.2	58.1	56.0	56.2	55.5	54.8	56.2	60.7	63.5	61.0
Top Speed [km/h]	61.6	60.0	56.6	56.9	56.6	56.9	58.1	63.3	64.9	63.7
Avg. Dist. to Rail [m]	1.1	2.5	2.0	0.8	0.4	0.3	0.2	0.5	0.5	0.6
Avg. Stride Freq. [Hz]	2.4	2.3	2.2	2.2	2.2	2.2	2.2	2.3	2.4	2.3
Avg. Stride Length [m]	6.7	7.1	7.1	7.2	7.2	7.1	7.3	7.4	7.6	7.5



- [] Ranking at each section and finish
- :-:- No data available at this section
- NA No data available

Horse/Jockey Name	Vermilion Kirin/Georgina Cartwright
Finish Rank	7
Fastest Section Time (Section)	0:11.13 (400-200)
Top Speed [km/h] (Section)	65.1 (400-200)
Race State	Finished



Doomben QLD --Professional-2026-04-22

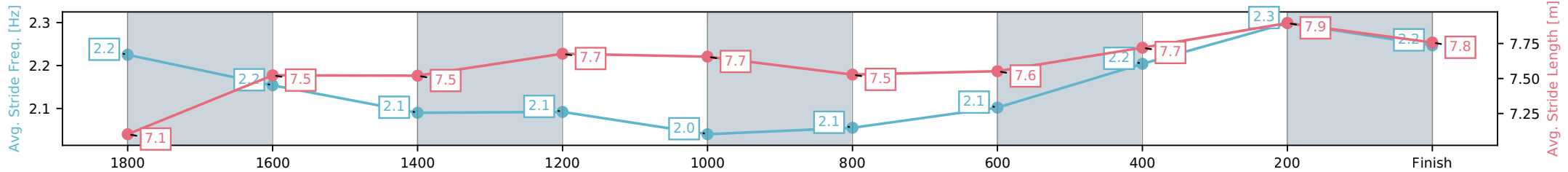
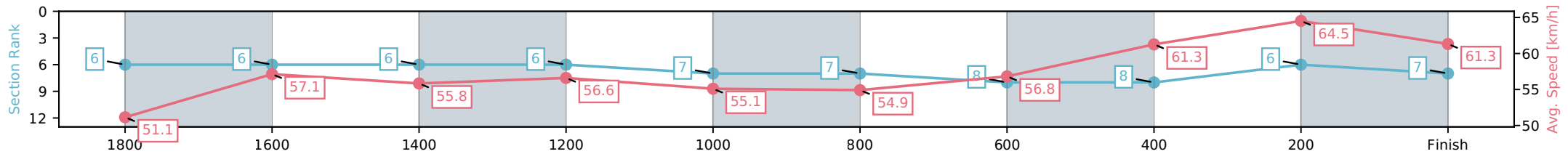
Race 4: ANZAC DAY RACEDAY THIS SATURDAY
BENCHMARK 68 Handicap - 2060m



22 April 2026 - 2:19PM

Track Rating: Good 4, Weather: Fine, Rail Position: +9.5m Entire Circuit

Section	L2060	L1800	L1600	L1400	L1200	L1000	L800	L600	L400	L200
Section Times	2:10.12 (0:18.77)	1:51.35 [6] (0:12.45)	1:38.89 [6] (0:12.79)	1:26.10 [6] (0:12.68)	1:13.42 [7] (0:13.07)	1:00.35 [7] (0:13.12)	0:47.23 [8] (0:12.70)	0:34.54 [8] (0:11.74)	0:22.80 [6] (0:11.13)	0:11.67 [7] (0:11.67)
Average Speed [km/h]	51.1	57.1	55.8	56.6	55.1	54.9	56.8	61.3	64.5	61.3
Top Speed [km/h]	60.6	59.3	57.1	57.2	56.4	56.2	58.7	63.6	65.1	63.6
Avg. Dist. to Rail [m]	1.8	2.0	2.1	0.6	0.2	0.2	0.4	0.4	1.6	1.5
Avg. Stride Freq. [Hz]	2.2	2.2	2.1	2.1	2.0	2.1	2.1	2.2	2.3	2.2
Avg. Stride Length [m]	7.1	7.5	7.5	7.7	7.7	7.5	7.6	7.7	7.9	7.8



- [] Ranking at each section and finish
- :-:- No data available at this section
- NA No data available

Horse/Jockey Name	Propose/Fred Larson
Finish Rank	8
Fastest Section Time (Section)	0:11.25 (400-200)
Top Speed [km/h] (Section)	65.6 (400-200)
Race State	Finished



Doomben QLD --Professional-2026-04-22

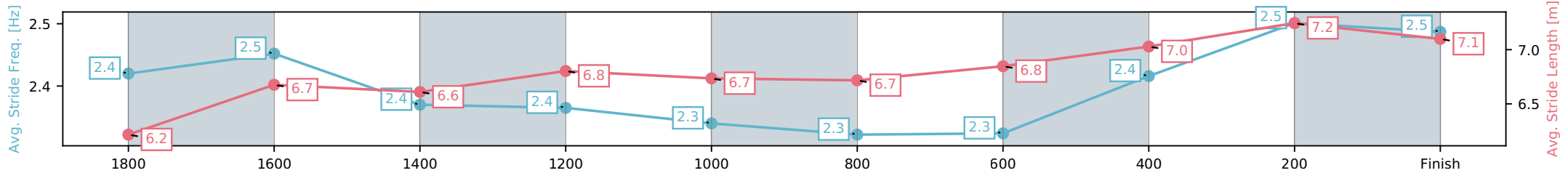
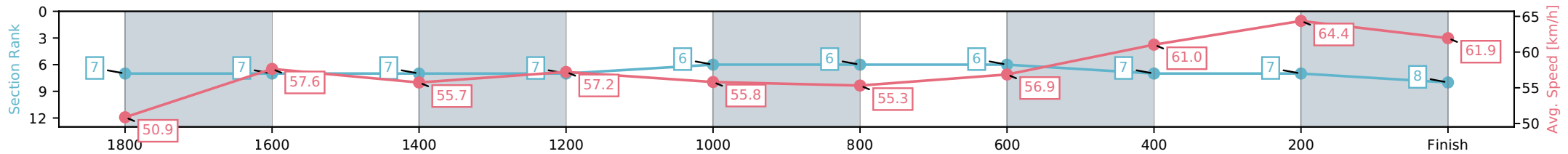
Race 4: ANZAC DAY RACEDAY THIS SATURDAY
BENCHMARK 68 Handicap - 2060m

22 April 2026 - 2:19PM



Track Rating: Good 4, Weather: Fine, Rail Position: +9.5m Entire Circuit

Section	L2060	L1800	L1600	L1400	L1200	L1000	L800	L600	L400	L200
Section Times	2:10.16 (0:18.92)	1:51.24 [7] (0:12.49)	1:38.75 [7] (0:12.85)	1:25.90 [7] (0:12.54)	1:13.36 [6] (0:12.89)	1:00.46 [6] (0:13.02)	0:47.45 [6] (0:12.65)	0:34.79 [7] (0:11.87)	0:22.92 [7] (0:11.25)	0:11.68 [8] (0:11.68)
Average Speed [km/h]	50.9	57.6	55.7	57.2	55.8	55.3	56.9	61.0	64.4	61.9
Top Speed [km/h]	62.2	59.9	56.9	58.1	57.7	57.2	58.9	63.3	65.6	64.4
Avg. Dist. to Rail [m]	2.2	0.3	0.8	0.8	0.1	0.2	0.2	1.2	3.3	4.8
Avg. Stride Freq. [Hz]	2.4	2.5	2.4	2.4	2.3	2.3	2.3	2.4	2.5	2.5
Avg. Stride Length [m]	6.2	6.7	6.6	6.8	6.7	6.7	6.8	7.0	7.2	7.1



- [] Ranking at each section and finish
- :-:- No data available at this section
- NA No data available

Horse/Jockey Name	Addition/Angela Jones
Finish Rank	9
Fastest Section Time (Section)	0:11.07 (400-200)
Top Speed [km/h] (Section)	66.4 (400-200)
Race State	Finished



Doomben QLD --Professional-2026-04-22

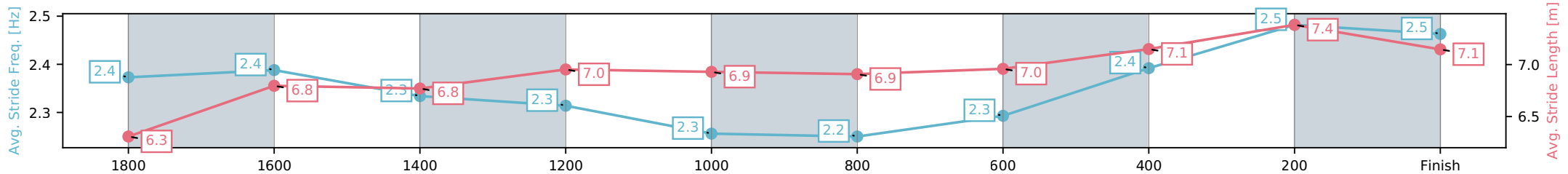
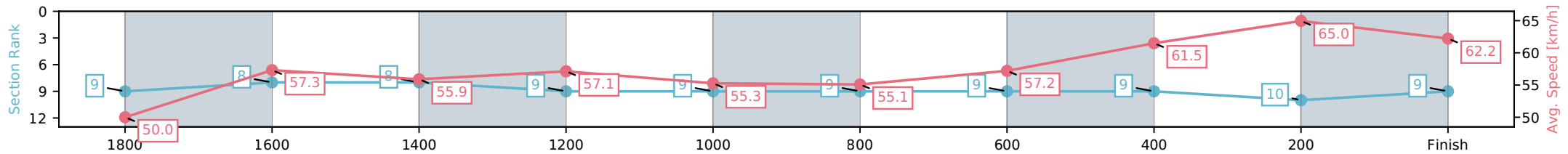
Race 4: ANZAC DAY RACEDAY THIS SATURDAY
BENCHMARK 68 Handicap - 2060m

22 April 2026 - 2:19PM



Track Rating: Good 4, Weather: Fine, Rail Position: +9.5m Entire Circuit

Section	L2060	L1800	L1600	L1400	L1200	L1000	L800	L600	L400	L200
Section Times	2:10.21 (0:19.26)	1:50.96 [8] (0:12.38)	1:38.58 [8] (0:12.83)	1:25.75 [9] (0:12.61)	1:13.15 [9] (0:13.03)	1:00.11 [9] (0:13.10)	0:47.01 [9] (0:12.63)	0:34.38 [9] (0:11.70)	0:22.68 [10] (0:11.07)	0:11.61 [9] (0:11.61)
Average Speed [km/h]	50.0	57.3	55.9	57.1	55.3	55.1	57.2	61.5	65.0	62.2
Top Speed [km/h]	62.0	58.7	56.9	57.5	57.0	56.9	59.4	64.8	66.4	63.6
Avg. Dist. to Rail [m]	3.7	2.4	1.1	0.2	0.5	0.7	0.8	0.4	1.1	1.5
Avg. Stride Freq. [Hz]	2.4	2.4	2.3	2.3	2.3	2.2	2.3	2.4	2.5	2.5
Avg. Stride Length [m]	6.3	6.8	6.8	7.0	6.9	6.9	7.0	7.1	7.4	7.1



[] Ranking at each section and finish
 -:-:- No data available at this section
 NA No data available

Horse/Jockey Name	Picko Rocks/Chelsea Baker
Finish Rank	10
Fastest Section Time (Section)	0:11.22 (400-200)
Top Speed [km/h] (Section)	65.0 (400-200)
Race State	Finished



Doomben QLD --Professional-2026-04-22

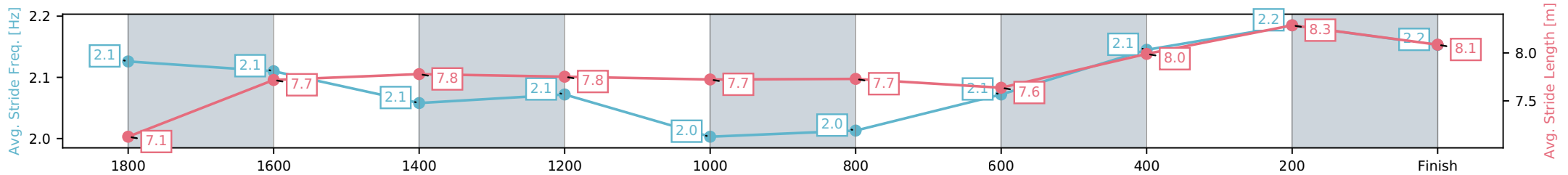
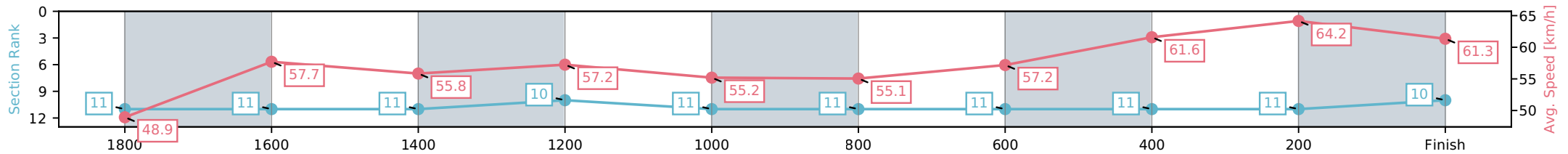
Race 4: ANZAC DAY RACEDAY THIS SATURDAY
BENCHMARK 68 Handicap - 2060m



22 April 2026 - 2:19PM

Track Rating: Good 4, Weather: Fine, Rail Position: +9.5m Entire Circuit

Section	L2060	L1800	L1600	L1400	L1200	L1000	L800	L600	L400	L200
Section Times	2:10.77 (0:19.67)	1:51.10 [11] (0:12.33)	1:38.76 [11] (0:12.82)	1:25.95 [10] (0:12.54)	1:13.40 [11] (0:13.04)	1:00.36 [11] (0:13.07)	0:47.29 [11] (0:12.58)	0:34.71 [11] (0:11.69)	0:23.02 [11] (0:11.22)	0:11.80 [10] (0:11.80)
Average Speed [km/h]	48.9	57.7	55.8	57.2	55.2	55.1	57.2	61.6	64.2	61.3
Top Speed [km/h]	63.4	60.5	58.6	57.9	57.0	57.4	59.7	63.5	65.0	63.8
Avg. Dist. to Rail [m]	1.6	2.1	1.5	0.5	0.5	0.3	0.2	0.4	0.9	2.7
Avg. Stride Freq. [Hz]	2.1	2.1	2.1	2.1	2.0	2.0	2.1	2.1	2.2	2.2
Avg. Stride Length [m]	7.1	7.7	7.8	7.8	7.7	7.7	7.6	8.0	8.3	8.1



- [] Ranking at each section and finish
- :-:- No data available at this section
- NA No data available

Horse/Jockey Name	Reggie's Folly/Cejay Graham
Finish Rank	11
Fastest Section Time (Section)	0:11.46 (400-200)
Top Speed [km/h] (Section)	63.5 (400-200)
Race State	Finished



Doomben QLD --Professional-2026-04-22

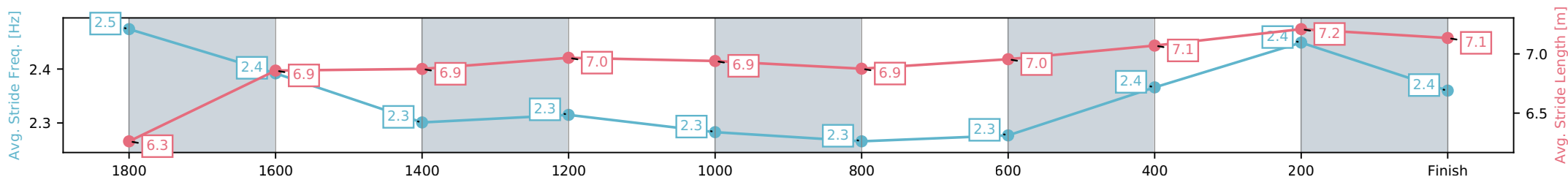
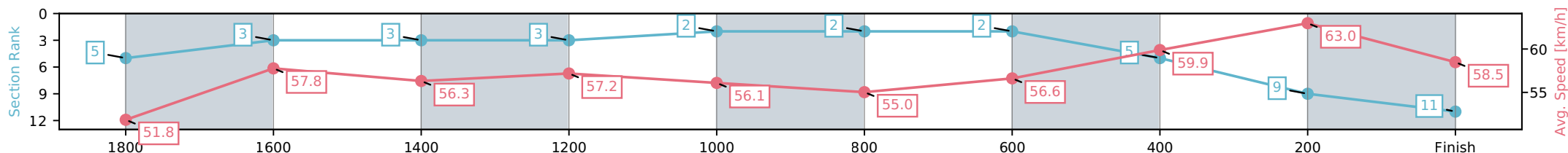
Race 4: ANZAC DAY RACEDAY THIS SATURDAY
BENCHMARK 68 Handicap - 2060m

22 April 2026 - 2:19PM



Track Rating: Good 4, Weather: Fine, Rail Position: +9.5m Entire Circuit

Section	L2060	L1800	L1600	L1400	L1200	L1000	L800	L600	L400	L200
Section Times	2:10.78 (0:18.52)	1:52.26 [3] (0:12.32)	1:39.94 [3] (0:12.77)	1:27.17 [3] (0:12.60)	1:14.57 [2] (0:12.86)	1:01.71 [2] (0:13.12)	0:48.59 [2] (0:12.79)	0:35.80 [5] (0:12.08)	0:23.72 [9] (0:11.46)	0:12.26 [11] (0:12.26)
Average Speed [km/h]	51.8	57.8	56.3	57.2	56.1	55.0	56.6	59.9	63.0	58.5
Top Speed [km/h]	61.1	60.4	58.1	58.0	57.4	56.6	58.4	62.3	63.5	62.8
Avg. Dist. to Rail [m]	1.6	1.9	0.4	0.5	0.6	0.6	1.2	0.9	1.1	1.5
Avg. Stride Freq. [Hz]	2.5	2.4	2.3	2.3	2.3	2.3	2.3	2.4	2.4	2.4
Avg. Stride Length [m]	6.3	6.9	6.9	7.0	6.9	6.9	7.0	7.1	7.2	7.1



- [] Ranking at each section and finish
- :-:- No data available at this section
- NA No data available



Doomben QLD

Race 5: STRADBROKE SEASON ON SALE NOW BENCHMARK 68 Handicap - 2060m

22 April 2026 - 2:54PM

Track Rating: Good 4, Weather: Fine, Rail Position: +9.5m Entire Circuit



BRISBANE RACING CLUB

Field Times	2:08.81	1:51.28	1:39.22	1:27.11	1:14.41	1:01.29	0:48.05	0:35.41
(Race Tempo)	(0:17.53)	(0:12.06)	(0:12.10)	(0:12.71)	(0:13.12)	(0:13.24)	(0:12.64)	(0:11.90)

Rank	TAB#	Horse	Overall Time	First 400m	Top Speed km/h (Section)	L2060	L1800	L1600	L1400	L1200	L1000	L800	L600
	(BAR#)	Jockey	Margin (DT-W)	Last 600m	Fastest Section (Time)	Start - 1800	1800 - 1600	1600 - 1400	1400 - 1200	1200 - 1000	1000 - 800	800 - 600	600 - 400
1	2	Rock Ya	2:08.81	0:26.05	63.4 (400-200)	2:08.81	1:51.26 [2]	1:39.13 [3]	1:27.09 [2]	1:14.41 [1]	1:01.28 [2]	0:47.96 [2]	0:35.32 [2]
	(4)	Michael Rodd		0:35.32	400-200 (0:11.47)	(0:17.55)	(0:12.13)	(0:12.04)	(0:12.68)	(0:13.13)	(0:13.32)	(0:12.63)	(0:11.82)
2	5	Chillaxing	2:08.87	0:26.28	64.9 (2060 - 1800)	2:08.87	1:51.02 [4]	1:38.81 [5]	1:26.69 [5]	1:13.98 [5]	1:00.89 [5]	0:47.52 [5]	0:34.89 [6]
	(3)	Daniel Moor	0.3L (-23)	0:34.89	400-200 (0:11.32)	(0:17.85)	(0:12.21)	(0:12.12)	(0:12.71)	(0:13.09)	(0:13.37)	(0:12.63)	(0:11.76)
3	11	Mosamour	2:09.05	0:26.63	65.8 (400-200)	2:09.05	1:50.88 [7]	1:38.63 [7]	1:26.39 [7]	1:13.78 [7]	1:00.72 [7]	0:47.39 [7]	0:34.81 [7]
	(1)	Ben Thompson	1.4L (-43)	0:34.81	400-200 (0:11.18)	(0:18.16)	(0:12.25)	(0:12.24)	(0:12.61)	(0:13.06)	(0:13.33)	(0:12.58)	(0:11.65)
4	13	Empire Of Art	2:09.07	0:27.09	65.3 (400-200)	2:09.07	1:50.41 [9]	1:38.31 [9]	1:26.02 [9]	1:13.54 [9]	1:00.45 [9]	0:47.09 [10]	0:34.53 [10]
	(5)	Kyle Wilson-Taylor	1.6L (-30)	0:34.53	400-200 (0:11.17)	(0:18.66)	(0:12.10)	(0:12.30)	(0:12.48)	(0:13.10)	(0:13.36)	(0:12.56)	(0:11.52)
5	7	Dream Thinker	2:09.08	0:27.11	65.8 (400-200)	2:09.08	1:50.39 [10]	1:38.25 [10]	1:25.99 [10]	1:13.41 [10]	1:00.41 [10]	0:47.18 [9]	0:34.72 [9]
	(9)	Georgina Cartwright	1.6L (-34)	0:34.72	400-200 (0:11.21)	(0:18.69)	(0:12.15)	(0:12.26)	(0:12.58)	(0:13.00)	(0:13.23)	(0:12.46)	(0:11.70)
6	10	Castello Grande	2:09.10	0:26.76	65.5 (400-200)	2:09.10	1:50.80 [8]	1:38.62 [8]	1:26.34 [8]	1:13.64 [8]	1:00.67 [8]	0:47.33 [8]	0:34.85 [8]
	(6)	Taylor Marshall	1.7L (-35)	0:34.84	400-200 (0:11.28)	(0:18.30)	(0:12.18)	(0:12.28)	(0:12.70)	(0:12.97)	(0:13.34)	(0:12.48)	(0:11.52)
7	9	Waverley	2:09.40	0:26.30	64.5 (400-200)	2:09.40	1:51.43 [5]	1:39.52 [4]	1:27.44 [4]	1:14.71 [3]	1:01.56 [4]	0:48.24 [3]	0:35.60 [4]
	(7)	Boris Thornton	3.5L (-27)	0:35.61	400-200 (0:11.48)	(0:17.97)	(0:11.91)	(0:12.07)	(0:12.73)	(0:13.16)	(0:13.31)	(0:12.64)	(0:11.92)
8	8	Let's Do It Again	2:09.42	0:25.91	64.0 (2060 - 1800)	2:09.42	1:51.89 [1]	1:39.83 [1]	1:27.54 [3]	1:14.72 [4]	1:01.64 [3]	0:48.26 [4]	0:35.68 [3]
	(2)	Jace McMurray	3.6L (-37)	0:35.68	400-200 (0:11.52)	(0:17.53)	(0:12.06)	(0:12.29)	(0:12.81)	(0:13.08)	(0:13.39)	(0:12.57)	(0:11.68)
9	4	Trump Card	2:09.43	0:26.52	63.7 (400-200)	2:09.43	1:51.38 [6]	1:39.14 [6]	1:27.00 [6]	1:14.30 [6]	1:01.22 [6]	0:47.97 [6]	0:35.48 [5]
	(8)	Jag Guthmann-Chester	3.6L (-29)	0:35.47	400-200 (0:11.44)	(0:18.05)	(0:12.24)	(0:12.15)	(0:12.70)	(0:13.08)	(0:13.25)	(0:12.49)	(0:11.77)
10	3	Arizona Dreaming	2:09.45	0:26.03	64.1 (400-200)	2:09.45	1:51.62 [3]	1:39.80 [2]	1:27.75 [1]	1:15.01 [2]	1:01.93 [1]	0:48.69 [1]	0:36.05 [1]
	(12)	Dale Smith	3.8L (-44)	0:36.05	400-200 (0:11.56)	(0:17.83)	(0:11.82)	(0:12.05)	(0:12.74)	(0:13.08)	(0:13.24)	(0:12.64)	(0:11.98)

Scratched: Kaazi (#6)

Report Created: Wed 22 April 2026

(Note: Races are conducted over an approximate distance as close as possible to the advertised distance, and recorded data may vary accordingly. Official times refer to race times only and do not include handicap times.)

[] Position in running at each section and finish TAB# Saddle cloth number

-:-:- No data available at this section

NA No data available

DNT Did not track

BAR# Barrier/Gate Position

DNF Did not finish

DT-W Distance travelled compared to winner in metres

□ Fastest split

■ Fastest section



Doomben QLD

Race 5: STRADBROKE SEASON ON SALE NOW BENCHMARK 68 Handicap - 2060m

22 April 2026 - 2:54PM

Track Rating: Good 4, Weather: Fine, Rail Position: +9.5m Entire Circuit



BRISBANE
RACING CLUB

Field Times (Race Tempo) 2:08.81 (0:17.53) 1:51.28 (0:12.06) 1:39.22 (0:12.10) 1:27.11 (0:12.71) 1:14.41 (0:13.12) 1:01.29 (0:13.24) 0:48.05 (0:12.64) 0:35.41 (0:11.90)

Rank	TAB#	Horse	Overall Time	First 400m	Top Speed km/h (Section)	L2060	L1800	L1600	L1400	L1200	L1000	L800	L600
	(BAR#)	Jockey	Margin (DT-W)	Last 600m	Fastest Section (Time)	Start - 1800	1800 - 1600	1600 - 1400	1400 - 1200	1200 - 1000	1000 - 800	800 - 600	600 - 400
11	12	Willie Or Wong He	2:09.85	0:27.39	65.0 (400-200)	2:09.85	1:51.11 [11]	1:38.77 [11]	1:26.38 [11]	1:13.95 [11]	1:00.92 [12]	0:47.59 [12]	0:35.20 [11]
	(11)	Damien Thornton	6.1L (-42)	0:35.20	400-200 (0:11.32)	(0:18.74)	(0:12.34)	(0:12.38)	(0:12.43)	(0:13.03)	(0:13.33)	(0:12.39)	(0:11.66)
12	1	Artful Girl	2:09.91	0:27.57	63.9 (400-200)	2:09.91	1:50.96 [12]	1:38.70 [12]	1:26.41 [12]	1:13.99 [12]	1:01.09 [11]	0:47.70 [11]	0:35.17 [12]
	(10)	Tahlia Fenlon	6.5L (-35)	0:35.17	400-200 (0:11.45)	(0:18.95)	(0:12.26)	(0:12.29)	(0:12.42)	(0:12.90)	(0:13.38)	(0:12.53)	(0:11.83)

Scratched: Kaazi (#6)

Report Created: Wed 22 April 2026

(Note: Races are conducted over an approximate distance as close as possible to the advertised distance, and recorded data may vary accordingly. Official times refer to race times only and do not include handicap times.)

[] Position in running at each section and finish TAB# Saddle cloth number

-:--:-- No data available at this section

NA No data available

DNT Did not track

BAR# Barrier/Gate Position

DNF Did not finish

DT-W Distance travelled compared to winner in metres

Fastest split

Fastest section



Doomben QLD

Race 5: STRADBROKE SEASON ON SALE NOW BENCHMARK 68 Handicap - 2060m

22 April 2026 - 2:54PM

Track Rating: Good 4, Weather: Fine, Rail Position: +9.5m Entire Circuit



BRISBANE
RACING CLUB

Field Times 0:23.51 0:12.03
(Race Tempo) (0:11.47) (0:12.03)

Rank	TAB#	Horse	Overall Time	First 400m	Top Speed km/h (Section)	L400	L200						
	(BAR#)	Jockey	Margin (DT-W)	Last 600m	Fastest Section (Time)	400 - 200	200 - Finish						
1	2	Rock Ya	2:08.81	0:26.05	63.4 (400-200)	0:23.51 [1]	0:12.03 [1]						
	(4)	Michael Rodd		0:35.32	400-200 (0:11.47)	(0:11.47)	(0:12.03)						
2	5	Chillaxing	2:08.87	0:26.28	64.9 (2060 - 1800)	0:23.13 [6]	0:11.81 [5]						
	(3)	Daniel Moor	0.3L (-23)	0:34.89	400-200 (0:11.32)	(0:11.32)	(0:11.81)						
3	11	Mosamour	2:09.05	0:26.63	65.8 (400-200)	0:23.16 [8]	0:11.98 [6]						
	(1)	Ben Thompson	1.4L (-43)	0:34.81	400-200 (0:11.18)	(0:11.18)	(0:11.98)						
4	13	Empire Of Art	2:09.07	0:27.09	65.3 (400-200)	0:23.01 [9]	0:11.84 [9]						
	(5)	Kyle Wilson-Taylor	1.6L (-30)	0:34.53	400-200 (0:11.17)	(0:11.17)	(0:11.84)						
5	7	Dream Thinker	2:09.08	0:27.11	65.8 (400-200)	0:23.02 [9]	0:11.81 [10]						
	(9)	Georgina Cartwright	1.6L (-34)	0:34.72	400-200 (0:11.21)	(0:11.21)	(0:11.81)						
6	10	Castello Grande	2:09.10	0:26.76	65.5 (400-200)	0:23.33 [7]	0:12.04 [4]						
	(6)	Taylor Marshall	1.7L (-35)	0:34.84	400-200 (0:11.28)	(0:11.28)	(0:12.04)						
7	9	Waverley	2:09.40	0:26.30	64.5 (400-200)	0:23.69 [4]	0:12.21 [8]						
	(7)	Boris Thornton	3.5L (-27)	0:35.61	400-200 (0:11.48)	(0:11.48)	(0:12.21)						
8	8	Let's Do It Again	2:09.42	0:25.91	64.0 (2060 - 1800)	0:24.01 [3]	0:12.48 [2]						
	(2)	Jace McMurray	3.6L (-37)	0:35.68	400-200 (0:11.52)	(0:11.52)	(0:12.48)						
9	4	Trump Card	2:09.43	0:26.52	63.7 (400-200)	0:23.71 [5]	0:12.26 [7]						
	(8)	Jag Guthmann-Chester	3.6L (-29)	0:35.47	400-200 (0:11.44)	(0:11.44)	(0:12.26)						
10	3	Arizona Dreaming	2:09.45	0:26.03	64.1 (400-200)	0:24.07 [2]	0:12.51 [3]						
	(12)	Dale Smith	3.8L (-44)	0:36.05	400-200 (0:11.56)	(0:11.56)	(0:12.51)						

Scratched: Kaazi (#6)

Report Created: Wed 22 April 2026

(Note: Races are conducted over an approximate distance as close as possible to the advertised distance, and recorded data may vary accordingly. Official times refer to race times only and do not include handicap times.)

[] Position in running at each section and finish TAB# Saddle cloth number
 -:-- No data available at this section BAR# Barrier/Gate Position
 NA No data available DNF Did not finish
 DNT Did not track DT-W Distance travelled compared to winner in metres

Fastest split
 Fastest section



Doomben QLD

Race 5: STRADBROKE SEASON ON SALE NOW BENCHMARK 68 Handicap - 2060m

22 April 2026 - 2:54PM

Track Rating: Good 4, Weather: Fine, Rail Position: +9.5m Entire Circuit



BRISBANE
RACING CLUB

Field Times 0:23.51 0:12.03
(Race Tempo) (0:11.47) (0:12.03)

Rank	TAB#	Horse	Overall Time	First 400m	Top Speed km/h (Section)	L400	L200						
	(BAR#)	Jockey	Margin (DT-W)	Last 600m	Fastest Section (Time)	400 - 200	200 - Finish						
11	12	Willie Or Wong He	2:09.85	0:27.39	65.0 (400-200)	0:23.54 [11]	0:12.22 [11]						
	(11)	Damien Thornton	6.1L (-42)	0:35.20	400-200 (0:11.32)	(0:11.32)	(0:12.22)						
12	1	Artful Girl	2:09.91	0:27.57	63.9 (400-200)	0:23.34 [12]	0:11.89 [12]						
	(10)	Tahlia Fenlon	6.5L (-35)	0:35.17	400-200 (0:11.45)	(0:11.45)	(0:11.89)						

Scratched: Kaazi (#6)

Report Created: Wed 22 April 2026

(Note: Races are conducted over an approximate distance as close as possible to the advertised distance, and recorded data may vary accordingly. Official times refer to race times only and do not include handicap times.)

[] Position in running at each section and finish TAB# Saddle cloth number

Fastest split

-:--:-- No data available at this section

BAR# Barrier/Gate Position

Fastest section

NA No data available

DNF Did not finish

DNT Did not track

DT-W Distance travelled compared to winner in metres

Horse/Jockey Name	Rock Ya/Michael Rodd
Finish Rank	1
Fastest Section Time (Section)	0:11.47 (400-200)
Top Speed [km/h] (Section)	63.4 (400-200)
Race State	Finished



Doomben QLD --Professional-2026-04-22

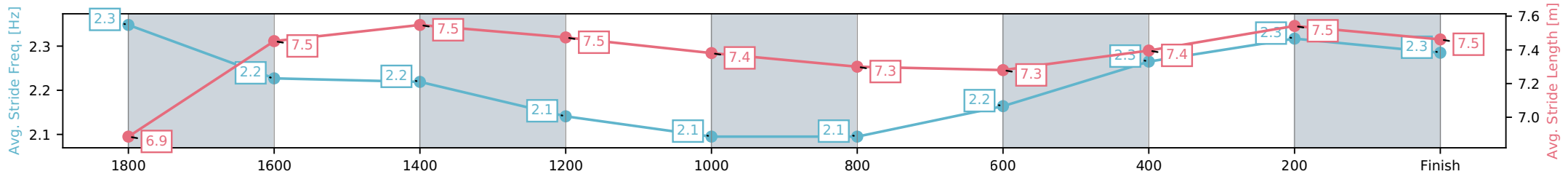
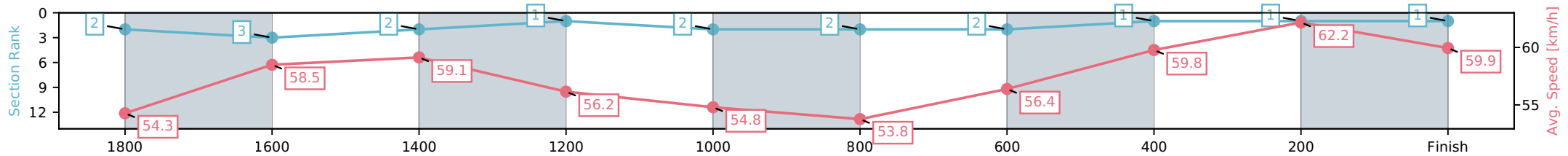
Race 5: STRADBROKE SEASON ON SALE NOW
BENCHMARK 68 Handicap - 2060m

22 April 2026 - 2:54PM



Track Rating: Good 4, Weather: Fine, Rail Position: +9.5m Entire Circuit

Section	L2060	L1800	L1600	L1400	L1200	L1000	L800	L600	L400	L200
Section Times	2:08.81 (0:17.55)	1:51.26 [3] (0:12.13)	1:39.13 [2] (0:12.04)	1:27.09 [1] (0:12.68)	1:14.41 [2] (0:13.13)	1:01.28 [2] (0:13.32)	0:47.96 [2] (0:12.63)	0:35.32 [1] (0:11.82)	0:23.51 [1] (0:11.47)	0:12.03 [1] (0:12.03)
Average Speed [km/h]	54.3	58.5	59.1	56.2	54.8	53.8	56.4	59.8	62.2	59.9
Top Speed [km/h]	62.9	61.0	60.3	57.6	55.6	54.9	58.7	61.0	63.4	61.9
Avg. Dist. to Rail [m]	1.0	2.6	2.6	2.1	1.6	1.7	2.4	3.3	4.6	4.3
Avg. Stride Freq. [Hz]	2.3	2.2	2.2	2.1	2.1	2.1	2.2	2.3	2.3	2.3
Avg. Stride Length [m]	6.9	7.5	7.5	7.5	7.4	7.3	7.3	7.4	7.5	7.5



[] Ranking at each section and finish
 -:-:- No data available at this section
 NA No data available

Horse/Jockey Name	Chillaxing/Daniel Moor
Finish Rank	2
Fastest Section Time (Section)	0:11.32 (400-200)
Top Speed [km/h] (Section)	64.9 (2060 - 1800)
Race State	Finished



Doomben QLD --Professional-2026-04-22

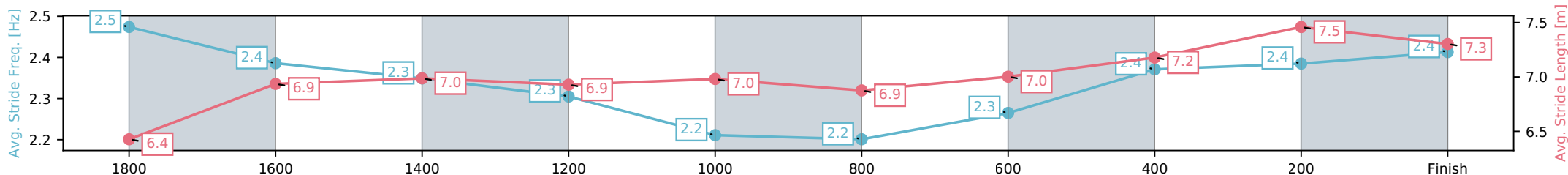
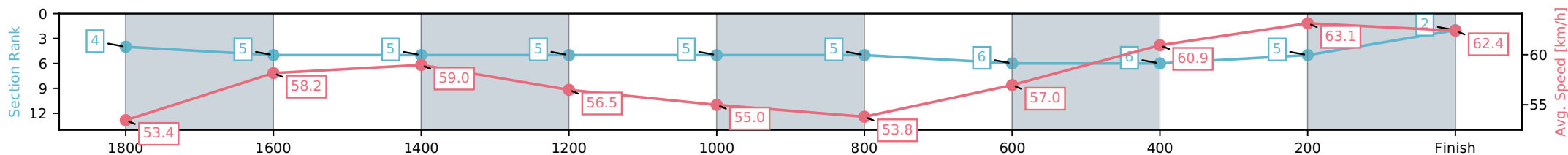
Race 5: STRADBROKE SEASON ON SALE NOW
BENCHMARK 68 Handicap - 2060m



22 April 2026 - 2:54PM

Track Rating: Good 4, Weather: Fine, Rail Position: +9.5m Entire Circuit

Section	L2060	L1800	L1600	L1400	L1200	L1000	L800	L600	L400	L200
Section Times	2:08.87 (0:17.85)	1:51.02 [5] (0:12.21)	1:38.81 [5] (0:12.12)	1:26.69 [5] (0:12.71)	1:13.98 [5] (0:13.09)	1:00.89 [5] (0:13.37)	0:47.52 [6] (0:12.63)	0:34.89 [6] (0:11.76)	0:23.13 [5] (0:11.32)	0:11.81 [2] (0:11.81)
Average Speed [km/h]	53.4	58.2	59.0	56.5	55.0	53.8	57.0	60.9	63.1	62.4
Top Speed [km/h]	64.9	61.8	61.3	58.2	55.7	54.6	58.8	63.1	64.1	64.3
Avg. Dist. to Rail [m]	1.0	2.3	1.5	0.7	0.1	0.1	0.2	1.0	2.7	1.3
Avg. Stride Freq. [Hz]	2.5	2.4	2.3	2.3	2.2	2.2	2.3	2.4	2.4	2.4
Avg. Stride Length [m]	6.4	6.9	7.0	6.9	7.0	6.9	7.0	7.2	7.5	7.3



- [] Ranking at each section and finish
- :-:- No data available at this section
- NA No data available

Horse/Jockey Name	Mosamour/Ben Thompson
Finish Rank	3
Fastest Section Time (Section)	0:11.18 (400-200)
Top Speed [km/h] (Section)	65.8 (400-200)
Race State	Finished



Doomben QLD --Professional-2026-04-22

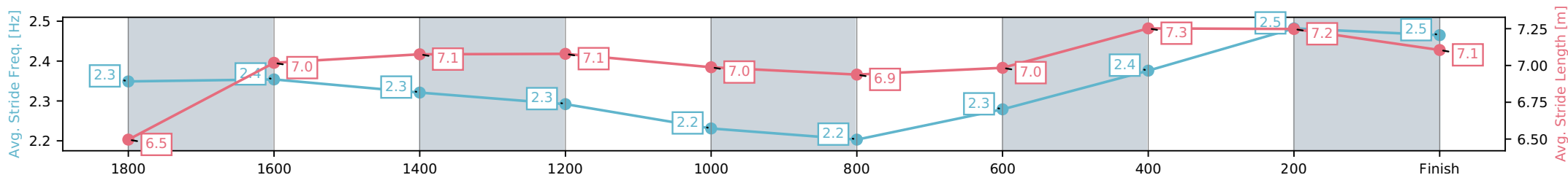
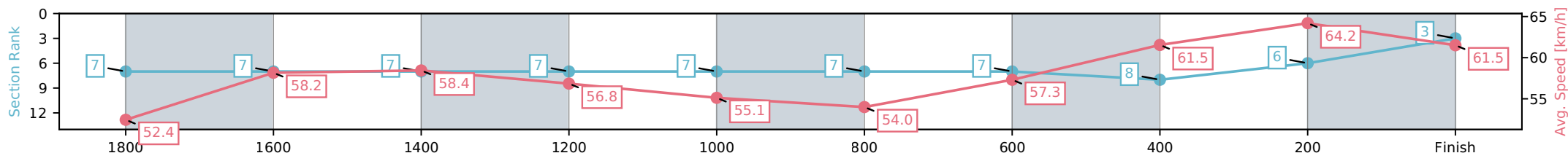
Race 5: STRADBROKE SEASON ON SALE NOW
BENCHMARK 68 Handicap - 2060m

22 April 2026 - 2:54PM



Track Rating: Good 4, Weather: Fine, Rail Position: +9.5m Entire Circuit

Section	L2060	L1800	L1600	L1400	L1200	L1000	L800	L600	L400	L200
Section Times	2:09.05 (0:18.16)	1:50.88 [7] (0:12.25)	1:38.63 [7] (0:12.24)	1:26.39 [7] (0:12.61)	1:13.78 [7] (0:13.06)	1:00.72 [7] (0:13.33)	0:47.39 [7] (0:12.58)	0:34.81 [8] (0:11.65)	0:23.16 [6] (0:11.18)	0:11.98 [3] (0:11.98)
Average Speed [km/h]	52.4	58.2	58.4	56.8	55.1	54.0	57.3	61.5	64.2	61.5
Top Speed [km/h]	61.6	60.5	59.6	59.1	55.7	54.3	60.4	63.1	65.8	63.4
Avg. Dist. to Rail [m]	2.0	1.8	1.3	0.7	0.3	0.3	0.4	0.7	1.0	0.7
Avg. Stride Freq. [Hz]	2.3	2.4	2.3	2.3	2.2	2.2	2.3	2.4	2.5	2.5
Avg. Stride Length [m]	6.5	7.0	7.1	7.1	7.0	6.9	7.0	7.3	7.2	7.1



- [] Ranking at each section and finish
- :-:- No data available at this section
- NA No data available

Horse/Jockey Name	Empire Of Art/Kyle Wilson-Taylor
Finish Rank	4
Fastest Section Time (Section)	0:11.17 (400-200)
Top Speed [km/h] (Section)	65.3 (400-200)
Race State	Finished



Doomben QLD --Professional-2026-04-22

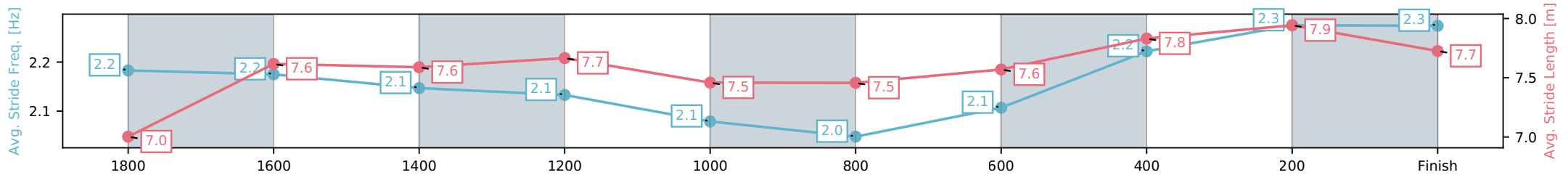
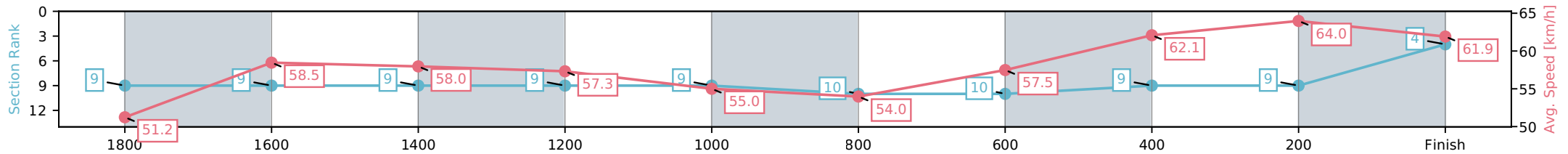
Race 5: STRADBROKE SEASON ON SALE NOW
BENCHMARK 68 Handicap - 2060m

22 April 2026 - 2:54PM



Track Rating: Good 4, Weather: Fine, Rail Position: +9.5m Entire Circuit

Section	L2060	L1800	L1600	L1400	L1200	L1000	L800	L600	L400	L200
Section Times	2:09.07 (0:18.66)	1:50.41 [9] (0:12.10)	1:38.31 [9] (0:12.30)	1:26.02 [9] (0:12.48)	1:13.54 [9] (0:13.10)	1:00.45 [10] (0:13.36)	0:47.09 [10] (0:12.56)	0:34.53 [9] (0:11.52)	0:23.01 [9] (0:11.17)	0:11.84 [4] (0:11.84)
Average Speed [km/h]	51.2	58.5	58.0	57.3	55.0	54.0	57.5	62.1	64.0	61.9
Top Speed [km/h]	60.7	59.6	59.4	59.9	55.7	54.4	61.2	63.8	65.3	63.1
Avg. Dist. to Rail [m]	2.1	2.9	2.5	1.1	0.4	0.3	0.6	1.1	2.8	1.8
Avg. Stride Freq. [Hz]	2.2	2.2	2.1	2.1	2.1	2.0	2.1	2.2	2.3	2.3
Avg. Stride Length [m]	7.0	7.6	7.6	7.7	7.5	7.5	7.6	7.8	7.9	7.7



- [] Ranking at each section and finish
- :-:- No data available at this section
- NA No data available

Horse/Jockey Name	Dream Thinker/Georgina Cartwright
Finish Rank	5
Fastest Section Time (Section)	0:11.21 (400-200)
Top Speed [km/h] (Section)	65.8 (400-200)
Race State	Finished



Doomben QLD --Professional-2026-04-22

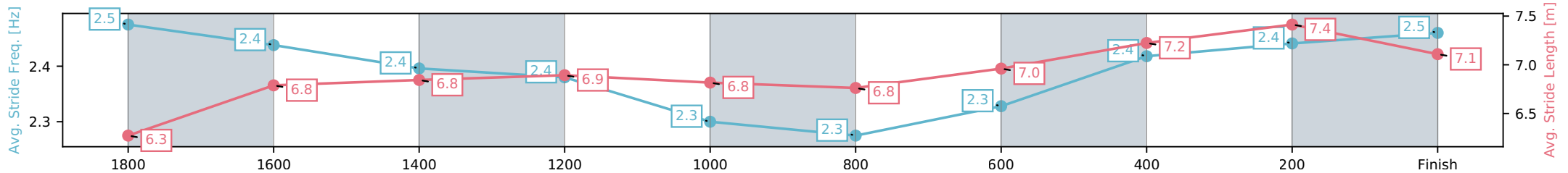
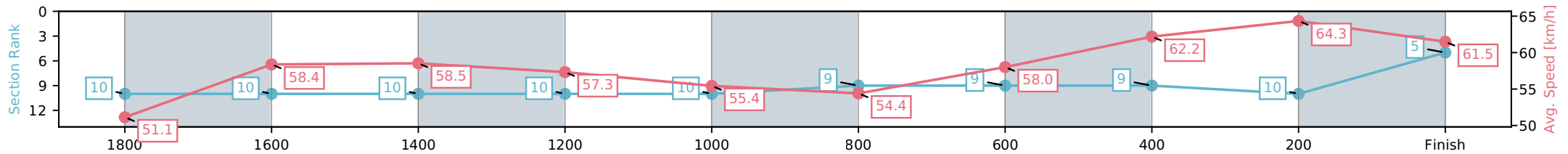
Race 5: STRADBROKE SEASON ON SALE NOW
BENCHMARK 68 Handicap - 2060m

22 April 2026 - 2:54PM



Track Rating: Good 4, Weather: Fine, Rail Position: +9.5m Entire Circuit

Section	L2060	L1800	L1600	L1400	L1200	L1000	L800	L600	L400	L200
Section Times	2:09.08 (0:18.69)	1:50.39 [10] (0:12.15)	1:38.25 [10] (0:12.26)	1:25.99 [10] (0:12.58)	1:13.41 [10] (0:13.00)	1:00.41 [9] (0:13.23)	0:47.18 [9] (0:12.46)	0:34.72 [9] (0:11.70)	0:23.02 [10] (0:11.21)	0:11.81 [5] (0:11.81)
Average Speed [km/h]	51.1	58.4	58.5	57.3	55.4	54.4	58.0	62.2	64.3	61.5
Top Speed [km/h]	60.8	60.7	61.4	61.2	56.9	55.6	61.6	63.9	65.8	63.7
Avg. Dist. to Rail [m]	3.0	2.3	0.9	0.4	0.6	0.2	0.9	1.8	2.5	5.4
Avg. Stride Freq. [Hz]	2.5	2.4	2.4	2.4	2.3	2.3	2.3	2.4	2.4	2.5
Avg. Stride Length [m]	6.3	6.8	6.8	6.9	6.8	6.8	7.0	7.2	7.4	7.1



- [] Ranking at each section and finish
- :-:- No data available at this section
- NA No data available

Horse/Jockey Name	Castello Grande/Taylor Marshall
Finish Rank	6
Fastest Section Time (Section)	0:11.28 (400-200)
Top Speed [km/h] (Section)	65.5 (400-200)
Race State	Finished



Doomben QLD --Professional-2026-04-22

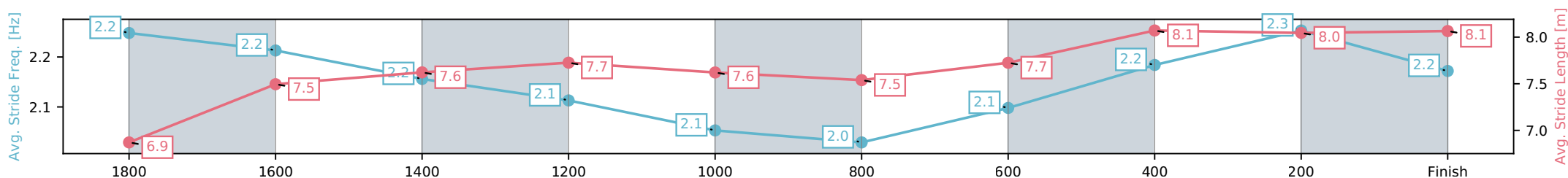
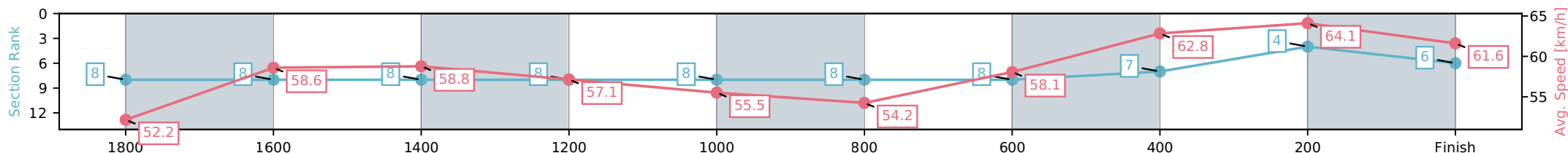
Race 5: STRADBROKE SEASON ON SALE NOW
BENCHMARK 68 Handicap - 2060m

22 April 2026 - 2:54PM



Track Rating: Good 4, Weather: Fine, Rail Position: +9.5m Entire Circuit

Section	L2060	L1800	L1600	L1400	L1200	L1000	L800	L600	L400	L200
Section Times	2:09.10 (0:18.30)	1:50.80 [8] (0:12.18)	1:38.62 [8] (0:12.28)	1:26.34 [8] (0:12.70)	1:13.64 [8] (0:12.97)	1:00.67 [8] (0:13.34)	0:47.33 [8] (0:12.48)	0:34.85 [7] (0:11.52)	0:23.33 [4] (0:11.28)	0:12.04 [6] (0:12.04)
Average Speed [km/h]	52.2	58.6	58.8	57.1	55.5	54.2	58.1	62.8	64.1	61.6
Top Speed [km/h]	61.8	59.4	60.5	60.4	56.2	54.8	61.0	64.4	65.5	63.0
Avg. Dist. to Rail [m]	1.8	1.1	0.7	1.4	1.7	1.6	1.2	1.1	3.7	4.8
Avg. Stride Freq. [Hz]	2.2	2.2	2.2	2.1	2.1	2.0	2.1	2.2	2.3	2.2
Avg. Stride Length [m]	6.9	7.5	7.6	7.7	7.6	7.5	7.7	8.1	8.0	8.1



- [] Ranking at each section and finish
- :-:- No data available at this section
- NA No data available

Horse/Jockey Name	Waverley/Boris Thornton
Finish Rank	7
Fastest Section Time (Section)	0:11.48 (400-200)
Top Speed [km/h] (Section)	64.5 (400-200)
Race State	Finished



Doomben QLD --Professional-2026-04-22

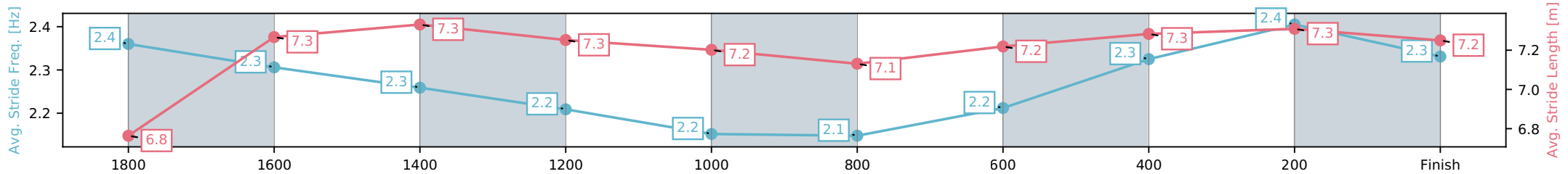
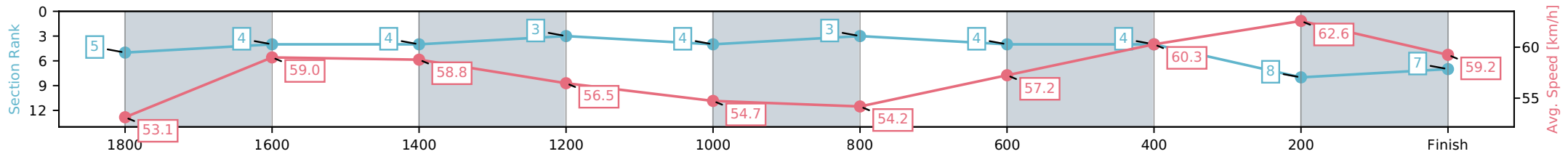
Race 5: STRADBROKE SEASON ON SALE NOW
BENCHMARK 68 Handicap - 2060m



22 April 2026 - 2:54PM

Track Rating: Good 4, Weather: Fine, Rail Position: +9.5m Entire Circuit

Section	L2060	L1800	L1600	L1400	L1200	L1000	L800	L600	L400	L200
Section Times	2:09.40 (0:17.97)	1:51.43 [4] (0:11.91)	1:39.52 [4] (0:12.07)	1:27.44 [3] (0:12.73)	1:14.71 [4] (0:13.16)	1:01.56 [3] (0:13.31)	0:48.24 [4] (0:12.64)	0:35.60 [4] (0:11.92)	0:23.69 [8] (0:11.48)	0:12.21 [7] (0:12.21)
Average Speed [km/h]	53.1	59.0	58.8	56.5	54.7	54.2	57.2	60.3	62.6	59.2
Top Speed [km/h]	62.3	61.7	59.2	58.5	56.1	54.6	60.0	61.3	64.5	62.2
Avg. Dist. to Rail [m]	1.6	4.1	3.8	1.0	1.4	1.2	0.7	0.8	0.8	2.7
Avg. Stride Freq. [Hz]	2.4	2.3	2.3	2.2	2.2	2.1	2.2	2.3	2.4	2.3
Avg. Stride Length [m]	6.8	7.3	7.3	7.3	7.2	7.1	7.2	7.3	7.3	7.2



[] Ranking at each section and finish
 -:-:- No data available at this section
 NA No data available

Horse/Jockey Name	Let's Do It Again/Jace McMurray
Finish Rank	8
Fastest Section Time (Section)	0:11.52 (400-200)
Top Speed [km/h] (Section)	64.0 (2060 - 1800)
Race State	Finished



Doomben QLD --Professional-2026-04-22

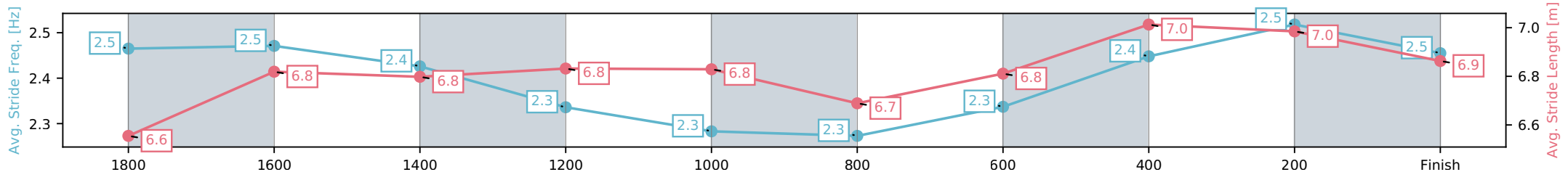
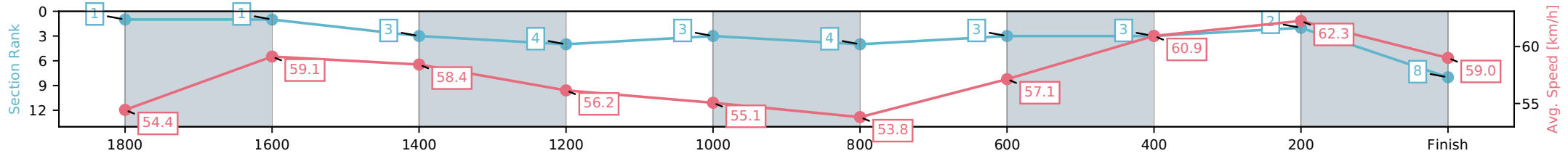
Race 5: STRADBROKE SEASON ON SALE NOW
BENCHMARK 68 Handicap - 2060m

22 April 2026 - 2:54PM



Track Rating: Good 4, Weather: Fine, Rail Position: +9.5m Entire Circuit

Section	L2060	L1800	L1600	L1400	L1200	L1000	L800	L600	L400	L200
Section Times	2:09.42 (0:17.53)	1:51.89 [1] (0:12.06)	1:39.83 [3] (0:12.29)	1:27.54 [4] (0:12.81)	1:14.72 [3] (0:13.08)	1:01.64 [4] (0:13.39)	0:48.26 [3] (0:12.57)	0:35.68 [3] (0:11.68)	0:24.01 [2] (0:11.52)	0:12.48 [8] (0:12.48)
Average Speed [km/h]	54.4	59.1	58.4	56.2	55.1	53.8	57.1	60.9	62.3	59.0
Top Speed [km/h]	64.0	62.1	59.3	58.0	55.8	54.4	60.7	62.2	62.8	61.2
Avg. Dist. to Rail [m]	1.6	1.6	0.8	0.2	0.3	0.3	0.7	1.9	1.5	0.8
Avg. Stride Freq. [Hz]	2.5	2.5	2.4	2.3	2.3	2.3	2.3	2.4	2.5	2.5
Avg. Stride Length [m]	6.6	6.8	6.8	6.8	6.8	6.8	6.7	6.8	7.0	6.9



[] Ranking at each section and finish
 -:-:- No data available at this section
 NA No data available

Horse/Jockey Name	Trump Card/Jag Guthmann-Chester
Finish Rank	9
Fastest Section Time (Section)	0:11.44 (400-200)
Top Speed [km/h] (Section)	63.7 (400-200)
Race State	Finished



Doomben QLD --Professional-2026-04-22

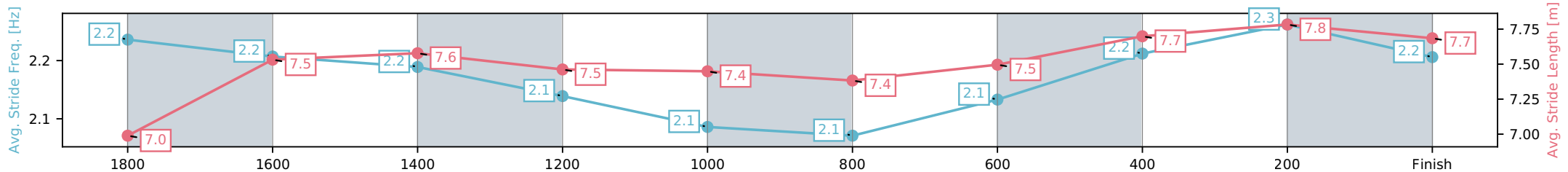
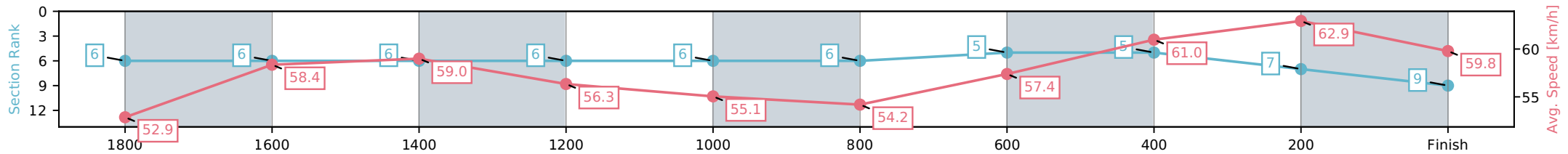
Race 5: STRADBROKE SEASON ON SALE NOW
BENCHMARK 68 Handicap - 2060m

22 April 2026 - 2:54PM



Track Rating: Good 4, Weather: Fine, Rail Position: +9.5m Entire Circuit

Section	L2060	L1800	L1600	L1400	L1200	L1000	L800	L600	L400	L200
Section Times	2:09.43 (0:18.05)	1:51.38 [6] (0:12.24)	1:39.14 [6] (0:12.15)	1:27.00 [6] (0:12.70)	1:14.30 [6] (0:13.08)	1:01.22 [6] (0:13.25)	0:47.97 [5] (0:12.49)	0:35.48 [5] (0:11.77)	0:23.71 [7] (0:11.44)	0:12.26 [9] (0:12.26)
Average Speed [km/h]	52.9	58.4	59.0	56.3	55.1	54.2	57.4	61.0	62.9	59.8
Top Speed [km/h]	62.2	60.4	60.2	58.8	56.2	54.7	60.1	62.8	63.7	62.2
Avg. Dist. to Rail [m]	2.8	1.2	1.1	1.0	0.7	0.8	0.9	0.7	2.4	5.4
Avg. Stride Freq. [Hz]	2.2	2.2	2.2	2.1	2.1	2.1	2.1	2.2	2.3	2.2
Avg. Stride Length [m]	7.0	7.5	7.6	7.5	7.4	7.4	7.5	7.7	7.8	7.7



- [] Ranking at each section and finish
- :-:- No data available at this section
- NA No data available

Horse/Jockey Name	Arizona Dreaming/Dale Smith
Finish Rank	10
Fastest Section Time (Section)	0:11.56 (400-200)
Top Speed [km/h] (Section)	64.1 (400-200)
Race State	Finished



Doomben QLD --Professional-2026-04-22

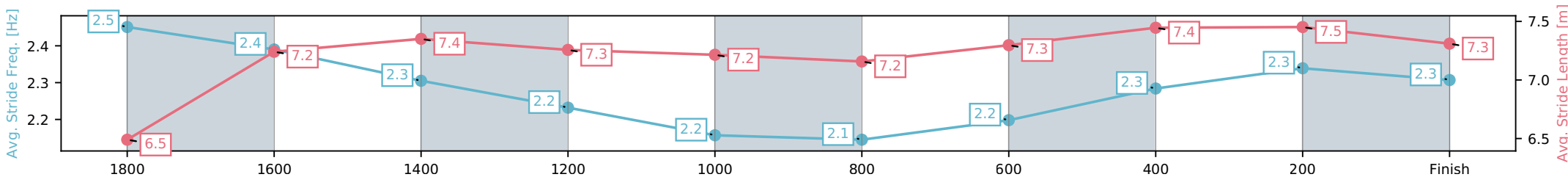
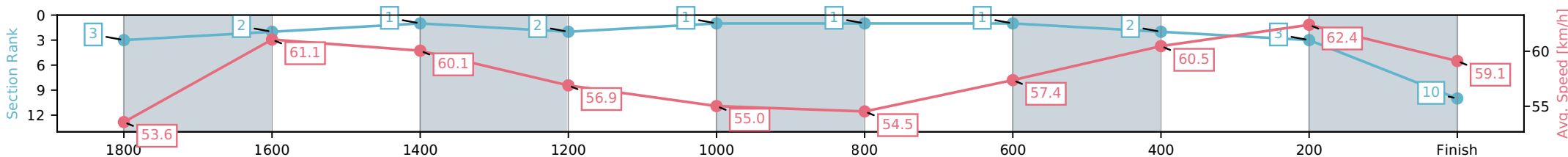
Race 5: STRADBROKE SEASON ON SALE NOW
BENCHMARK 68 Handicap - 2060m

22 April 2026 - 2:54PM



Track Rating: Good 4, Weather: Fine, Rail Position: +9.5m Entire Circuit

Section	L2060	L1800	L1600	L1400	L1200	L1000	L800	L600	L400	L200
Section Times	2:09.45 (0:17.83)	1:51.62 [2] (0:11.82)	1:39.80 [1] (0:12.05)	1:27.75 [2] (0:12.74)	1:15.01 [1] (0:13.08)	1:01.93 [1] (0:13.24)	0:48.69 [1] (0:12.64)	0:36.05 [2] (0:11.98)	0:24.07 [3] (0:11.56)	0:12.51 [10] (0:12.51)
Average Speed [km/h]	53.6	61.1	60.1	56.9	55.0	54.5	57.4	60.5	62.4	59.1
Top Speed [km/h]	63.6	63.4	61.1	58.6	55.9	55.4	59.7	61.4	64.1	61.7
Avg. Dist. to Rail [m]	4.5	0.8	1.5	1.3	1.7	0.7	1.6	1.2	1.1	0.9
Avg. Stride Freq. [Hz]	2.5	2.4	2.3	2.2	2.2	2.1	2.2	2.3	2.3	2.3
Avg. Stride Length [m]	6.5	7.2	7.4	7.3	7.2	7.2	7.3	7.4	7.5	7.3



[] Ranking at each section and finish
 -:-:- No data available at this section
 NA No data available

Horse/Jockey Name	Willie Or Wong He/Damien Thornton
Finish Rank	11
Fastest Section Time (Section)	0:11.32 (400-200)
Top Speed [km/h] (Section)	65.0 (400-200)
Race State	Finished



Doomben QLD --Professional-2026-04-22

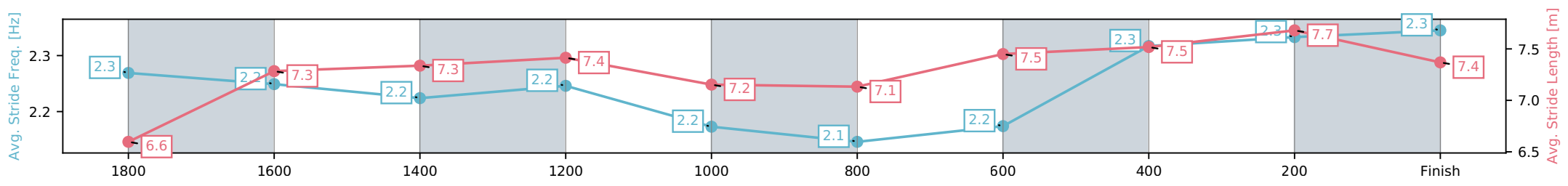
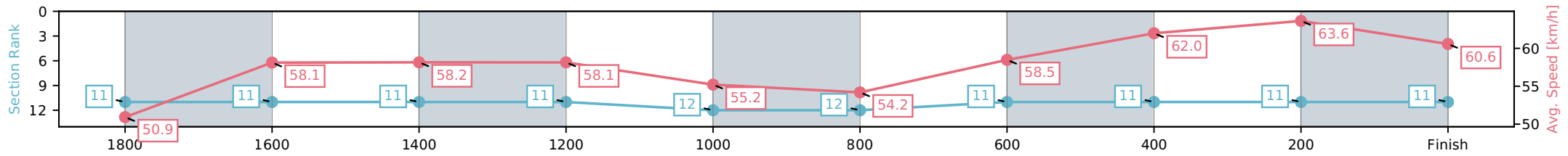
Race 5: STRADBROKE SEASON ON SALE NOW
BENCHMARK 68 Handicap - 2060m

22 April 2026 - 2:54PM



Track Rating: Good 4, Weather: Fine, Rail Position: +9.5m Entire Circuit

Section	L2060	L1800	L1600	L1400	L1200	L1000	L800	L600	L400	L200
Section Times	2:09.85 (0:18.74)	1:51.11 [11] (0:12.34)	1:38.77 [11] (0:12.38)	1:26.38 [11] (0:12.43)	1:13.95 [12] (0:13.03)	1:00.92 [12] (0:13.33)	0:47.59 [11] (0:12.39)	0:35.20 [11] (0:11.66)	0:23.54 [11] (0:11.32)	0:12.22 [11] (0:12.22)
Average Speed [km/h]	50.9	58.1	58.2	58.1	55.2	54.2	58.5	62.0	63.6	60.6
Top Speed [km/h]	59.1	58.8	60.6	61.1	57.1	54.9	62.0	63.0	65.0	62.3
Avg. Dist. to Rail [m]	4.1	0.6	0.4	0.7	1.3	1.1	1.3	0.9	1.6	4.6
Avg. Stride Freq. [Hz]	2.3	2.2	2.2	2.2	2.2	2.1	2.2	2.3	2.3	2.3
Avg. Stride Length [m]	6.6	7.3	7.3	7.4	7.2	7.1	7.5	7.5	7.7	7.4



[] Ranking at each section and finish
 -:-:- No data available at this section
 NA No data available

Horse/Jockey Name	Artful Girl/Tahlia Fenlon
Finish Rank	12
Fastest Section Time (Section)	0:11.45 (400-200)
Top Speed [km/h] (Section)	63.9 (400-200)
Race State	Finished



Doomben QLD --Professional-2026-04-22

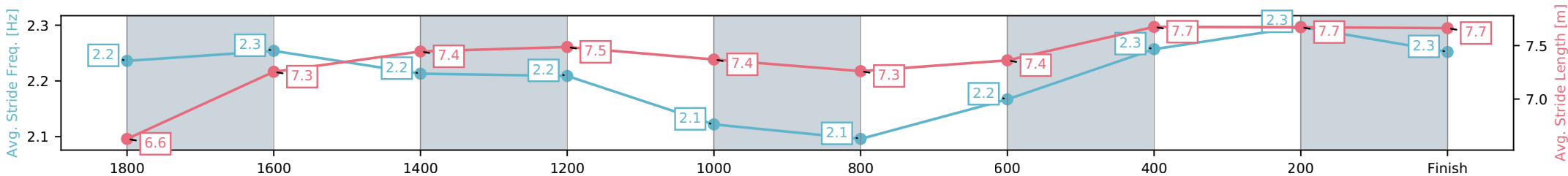
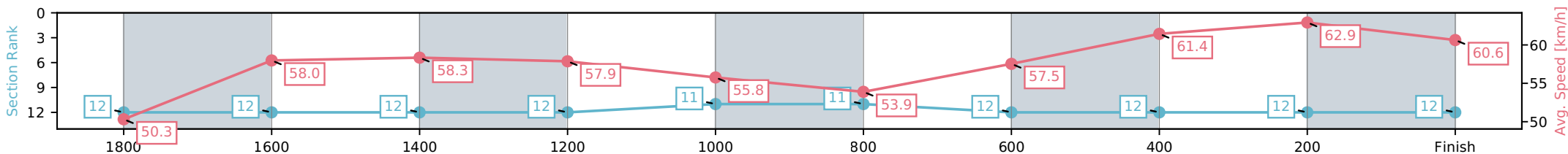
Race 5: STRADBROKE SEASON ON SALE NOW
BENCHMARK 68 Handicap - 2060m



22 April 2026 - 2:54PM

Track Rating: Good 4, Weather: Fine, Rail Position: +9.5m Entire Circuit

Section	L2060	L1800	L1600	L1400	L1200	L1000	L800	L600	L400	L200
Section Times	2:09.91 (0:18.95)	1:50.96 [12] (0:12.26)	1:38.70 [12] (0:12.29)	1:26.41 [12] (0:12.42)	1:13.99 [11] (0:12.90)	1:01.09 [11] (0:13.38)	0:47.70 [12] (0:12.53)	0:35.17 [12] (0:11.83)	0:23.34 [12] (0:11.45)	0:11.89 [12] (0:11.89)
Average Speed [km/h]	50.3	58.0	58.3	57.9	55.8	53.9	57.5	61.4	62.9	60.6
Top Speed [km/h]	59.4	59.0	60.5	60.8	56.4	55.1	62.0	62.2	63.9	63.7
Avg. Dist. to Rail [m]	4.6	2.1	1.1	0.4	0.2	0.3	0.9	1.6	1.0	4.0
Avg. Stride Freq. [Hz]	2.2	2.3	2.2	2.2	2.1	2.1	2.2	2.3	2.3	2.3
Avg. Stride Length [m]	6.6	7.3	7.4	7.5	7.4	7.3	7.4	7.7	7.7	7.7



- [] Ranking at each section and finish
- :-:- No data available at this section
- NA No data available



Doomben QLD

Race 6: XXXX Fillies and Mares Class 1 Handicap - 1350m

22 April 2026 - 3:28PM



BRISBANE RACING CLUB

Track Rating: Good 4, Weather: Fine, Rail Position: +9.5m Entire Circuit

Field Times	1:20.55	1:09.37	0:58.42	0:46.86	0:35.19	0:23.45	0:11.85
(Race Tempo)	(0:11.18)	(0:10.95)	(0:11.56)	(0:11.66)	(0:11.74)	(0:11.61)	(0:11.85)

Rank	TAB#	Horse	Overall Time	First 400m	Top Speed km/h (Section)	L1350	L1200	L1000	L800	L600	L400	L200
	(BAR#)	Jockey	Margin (DT-W)	Last 600m	Fastest Section (Time)	Start - 1200	1200 - 1000	1000 - 800	800 - 600	600 - 400	400 - 200	200 - Finish
1	7	Sheraquay	1:20.55	0:25.57	65.9 (400-200)	1:20.55	1:08.98 [8]	0:57.82 [8]	0:46.19 [8]	0:34.54 [8]	0:22.96 [5]	0:11.82 [2]
	(7)	Taylor Marshall		0:34.53	400-200 (0:11.14)	(0:11.57)	(0:11.16)	(0:11.64)	(0:11.65)	(0:11.57)	(0:11.14)	(0:11.82)
2	6	Canara	1:20.68	0:25.11	65.8 (1200-1000)	1:20.68	1:09.42 [3]	0:58.37 [3]	0:46.89 [3]	0:35.15 [3]	0:23.42 [3]	0:11.98 [1]
	(1)	Kyle Wilson-Taylor	0.8L (+5)	0:35.15	1200-1000 (0:11.05)	(0:11.26)	(0:11.05)	0:11.48	(0:11.74)	(0:11.73)	(0:11.44)	(0:11.98)
3	9	Hidden Future	1:20.78	0:25.31	67.3 (1200-1000)	1:20.78	1:09.27 [7]	0:58.26 [6]	0:46.56 [6]	0:34.78 [7]	0:23.11 [6]	0:11.68 [6]
	(6)	Jace McMurray	1.4L (+2)	0:34.79	1200-1000 (0:11.01)	(0:11.51)	(0:11.01)	(0:11.70)	(0:11.78)	(0:11.67)	(0:11.44)	(0:11.68)
4	12	Wexford Miss	1:20.89	0:25.49	65.2 (1200-1000)	1:20.89	1:09.50 [6]	0:58.26 [7]	0:46.62 [7]	0:34.94 [6]	0:23.38 [4]	0:12.02 [5]
	(3)	Olivia Kendal	2.0L (+11)	0:34.94	1200-1000 (0:11.24)	(0:11.39)	(0:11.24)	(0:11.63)	(0:11.68)	0:11.56	(0:11.36)	(0:12.02)
5	1	Navy Nina	1:21.04	0:24.95	66.6 (1200-1000)	1:21.04	1:09.83 [2]	0:58.91 [1]	0:47.35 [1]	0:35.68 [1]	0:23.94 [1]	0:12.19 [4]
	(4)	Emily Lang	2.9L (+3)	0:35.68	1200-1000 (0:10.92)	(0:11.21)	0:10.92	(0:11.56)	(0:11.66)	(0:11.74)	(0:11.75)	(0:12.19)
6	4	Some Style	1:21.21	0:25.00	66.2 (1200-1000)	1:21.21	1:10.03 [1]	0:58.99 [2]	0:47.46 [2]	0:35.74 [2]	0:23.98 [2]	0:12.46 [3]
	(5)	Angela Jones	3.9L (+8)	0:35.74	1200-1000 (0:11.04)	0:11.18	(0:11.04)	(0:11.53)	(0:11.72)	(0:11.76)	(0:11.52)	(0:12.46)
7	10	War Is Brutal	1:22.03	0:25.29	65.7 (800-600)	1:22.03	1:10.73 [4]	0:59.52 [5]	0:47.90 [5]	0:36.25 [5]	0:24.21 [8]	0:12.26 [8]
	(2)	Ben Thompson	8.7L (+11)	0:36.26	1200-1000 (0:11.22)	(0:11.30)	(0:11.22)	(0:11.62)	0:11.65	(0:12.04)	(0:11.96)	(0:12.26)
8	14	Peach Galantes	1:22.31	0:25.12	66.0 (1200-1000)	1:22.31	1:10.98 [5]	0:59.99 [4]	0:48.45 [4]	0:36.69 [4]	0:24.61 [7]	0:12.57 [7]
	(8)	Tahlia Fenlon	10.4L (+3)	0:36.69	1200-1000 (0:11.00)	(0:11.33)	(0:11.00)	(0:11.54)	(0:11.76)	(0:12.08)	(0:12.04)	(0:12.57)

Scratched: Scrumptious (#2), Express Barbie (#3), Bodhran (#5), State Opera (#8), Aliquam (#11), Ucelle (#13)

Report Created: Wed 22 April 2026

(Note: Races are conducted over an approximate distance as close as possible to the advertised distance, and recorded data may vary accordingly. Official times refer to race times only and do not include handicap times.)

[] Position in running at each section and finish TAB# Saddle cloth number

[] Fastest split

-:-- No data available at this section

BAR# Barrier/Gate Position

[█] Fastest section

NA No data available

DNF Did not finish

DNT Did not track

DT-W Distance travelled compared to winner in metres

Horse/Jockey Name	Sheraquay/Taylor Marshall
Finish Rank	1
Fastest Section Time (Section)	0:11.14 (400-200)
Top Speed [km/h] (Section)	65.9 (400-200)
Race State	Finished



Doomben QLD --Professional-2026-04-22

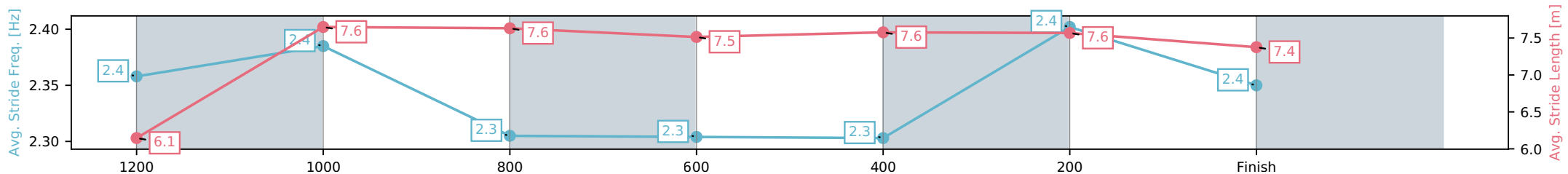
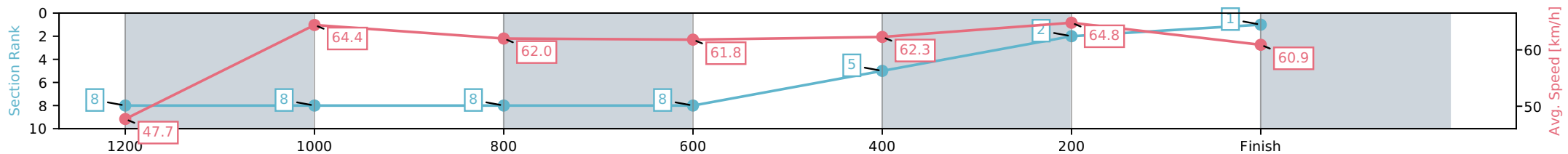
Race 6: XXXX Fillies and Mares Class 1 Handicap - 1350m

22 April 2026 - 3:28PM

Track Rating: Good 4, Weather: Fine, Rail Position: +9.5m Entire Circuit



Section	L1350	L1200	L1000	L800	L600	L400	L200
Section Times	1:20.55 (0:11.57)	1:08.98 [8] (0:11.16)	0:57.82 [8] (0:11.64)	0:46.19 [8] (0:11.65)	0:34.54 [5] (0:11.57)	0:22.96 [2] (0:11.14)	0:11.82 [1] (0:11.82)
Average Speed [km/h]	47.7	64.4	62.0	61.8	62.3	64.8	60.9
Top Speed [km/h]	63.9	65.7	63.8	62.9	63.6	65.9	64.1
Avg. Dist. to Rail [m]	6.7	0.9	0.6	0.2	0.3	2.5	2.1
Avg. Stride Freq. [Hz]	2.4	2.4	2.3	2.3	2.3	2.4	2.4
Avg. Stride Length [m]	6.1	7.6	7.6	7.5	7.6	7.6	7.4



- [] Ranking at each section and finish
- :-:- No data available at this section
- NA No data available

Horse/Jockey Name	Canara/Kyle Wilson-Taylor
Finish Rank	2
Fastest Section Time (Section)	0:11.05 (1200-1000)
Top Speed [km/h] (Section)	65.8 (1200-1000)
Race State	Finished



Doomben QLD --Professional-2026-04-22

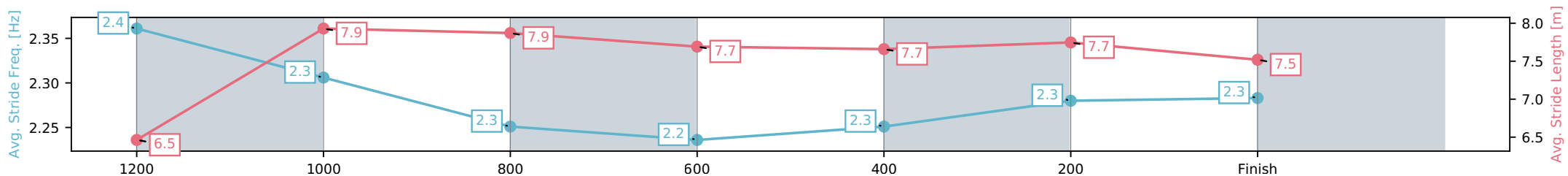
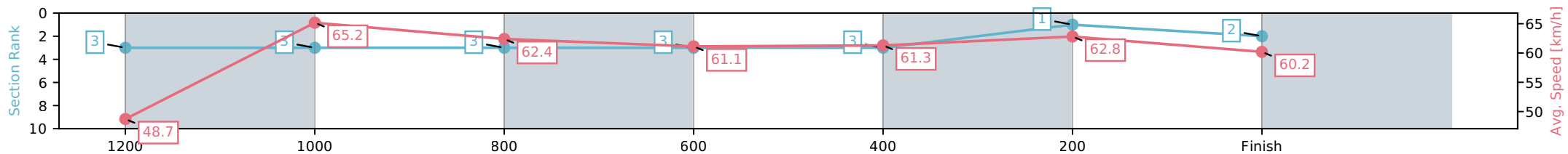
Race 6: XXXX Fillies and Mares Class 1 Handicap - 1350m

22 April 2026 - 3:28PM

Track Rating: Good 4, Weather: Fine, Rail Position: +9.5m Entire Circuit



Section	L1350	L1200	L1000	L800	L600	L400	L200
Section Times	1:20.68 (0:11.26)	1:09.42 [3] (0:11.05)	0:58.37 [3] (0:11.48)	0:46.89 [3] (0:11.74)	0:35.15 [3] (0:11.73)	0:23.42 [1] (0:11.44)	0:11.98 [2] (0:11.98)
Average Speed [km/h]	48.7	65.2	62.4	61.1	61.3	62.8	60.2
Top Speed [km/h]	64.7	65.8	64.4	61.6	61.7	64.2	62.5
Avg. Dist. to Rail [m]	1.0	0.4	1.2	0.8	0.3	0.5	0.9
Avg. Stride Freq. [Hz]	2.4	2.3	2.3	2.2	2.3	2.3	2.3
Avg. Stride Length [m]	6.5	7.9	7.9	7.7	7.7	7.7	7.5



- [] Ranking at each section and finish
- :-:- No data available at this section
- NA No data available

Horse/Jockey Name	Hidden Future/Jace McMurray
Finish Rank	3
Fastest Section Time (Section)	0:11.01 (1200-1000)
Top Speed [km/h] (Section)	67.3 (1200-1000)
Race State	Finished



Doomben QLD --Professional-2026-04-22

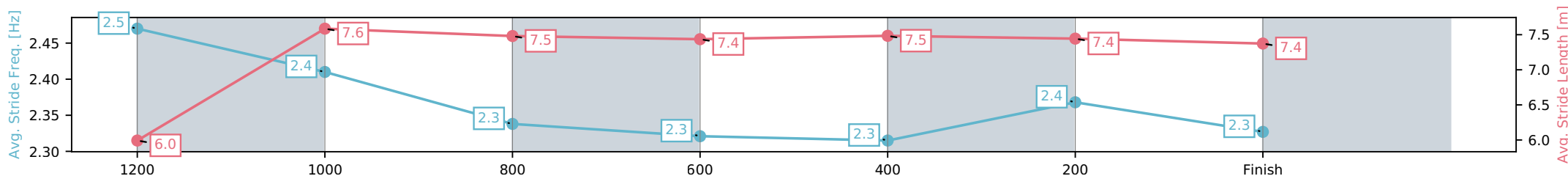
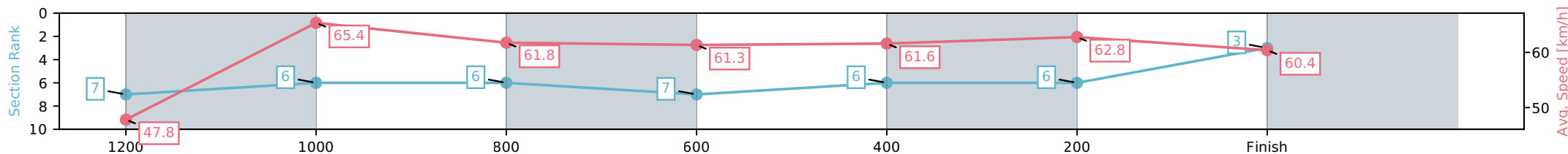
Race 6: XXXX Fillies and Mares Class 1 Handicap - 1350m

22 April 2026 - 3:28PM

Track Rating: Good 4, Weather: Fine, Rail Position: +9.5m Entire Circuit



Section	L1350	L1200	L1000	L800	L600	L400	L200
Section Times	1:20.78 (0:11.51)	1:09.27 [6] (0:11.01)	0:58.26 [6] (0:11.70)	0:46.56 [7] (0:11.78)	0:34.78 [6] (0:11.67)	0:23.11 [6] (0:11.44)	0:11.68 [3] (0:11.68)
Average Speed [km/h]	47.8	65.4	61.8	61.3	61.6	62.8	60.4
Top Speed [km/h]	63.6	67.3	64.8	63.0	62.6	63.7	62.3
Avg. Dist. to Rail [m]	5.8	0.8	0.7	0.6	0.6	1.1	3.3
Avg. Stride Freq. [Hz]	2.5	2.4	2.3	2.3	2.3	2.4	2.3
Avg. Stride Length [m]	6.0	7.6	7.5	7.4	7.5	7.4	7.4



- [] Ranking at each section and finish
- :-:- No data available at this section
- NA No data available

Horse/Jockey Name	Wexford Miss/Olivia Kendal
Finish Rank	4
Fastest Section Time (Section)	0:11.24 (1200-1000)
Top Speed [km/h] (Section)	65.2 (1200-1000)
Race State	Finished



Doomben QLD --Professional-2026-04-22

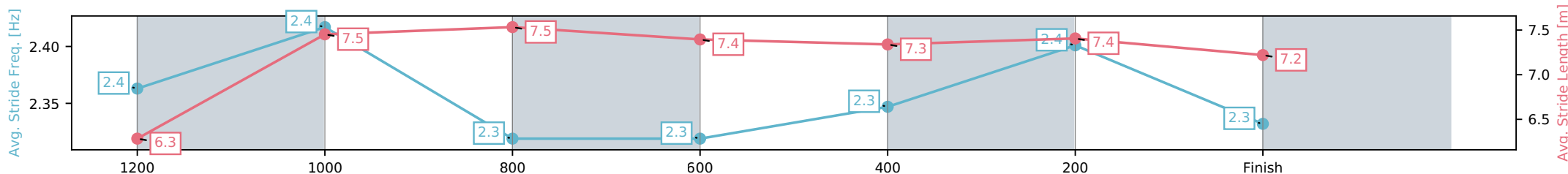
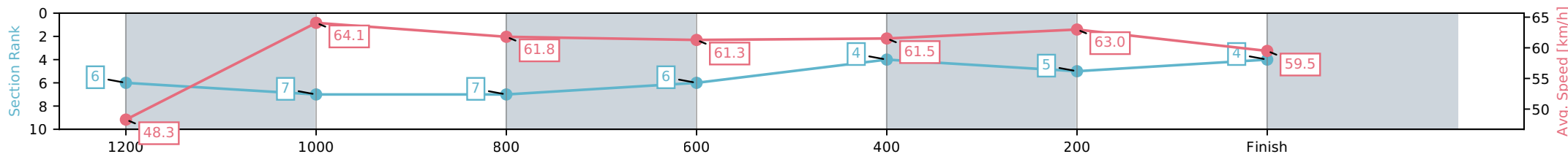
Race 6: XXXX Fillies and Mares Class 1 Handicap - 1350m

22 April 2026 - 3:28PM

Track Rating: Good 4, Weather: Fine, Rail Position: +9.5m Entire Circuit



Section	L1350	L1200	L1000	L800	L600	L400	L200
Section Times	1:20.89 (0:11.39)	1:09.50 [7] (0:11.24)	0:58.26 [7] (0:11.63)	0:46.62 [6] (0:11.68)	0:34.94 [4] (0:11.56)	0:23.38 [5] (0:11.36)	0:12.02 [4] (0:12.02)
Average Speed [km/h]	48.3	64.1	61.8	61.3	61.5	63.0	59.5
Top Speed [km/h]	62.6	65.2	63.3	61.7	63.0	64.9	60.6
Avg. Dist. to Rail [m]	3.1	0.4	0.5	1.2	1.9	2.8	0.9
Avg. Stride Freq. [Hz]	2.4	2.4	2.3	2.3	2.3	2.4	2.3
Avg. Stride Length [m]	6.3	7.5	7.5	7.4	7.3	7.4	7.2



- [] Ranking at each section and finish
- :-:- No data available at this section
- NA No data available

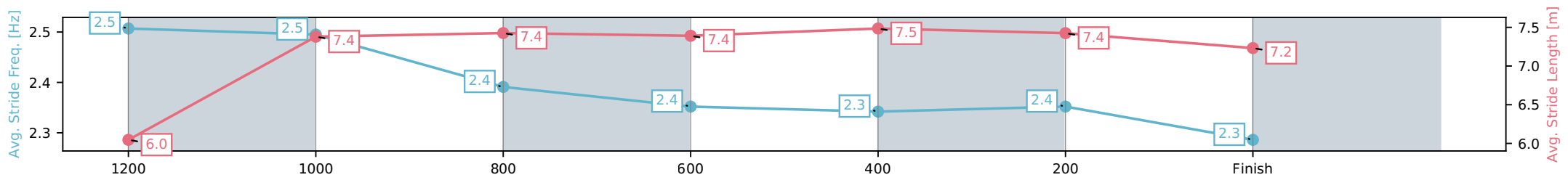
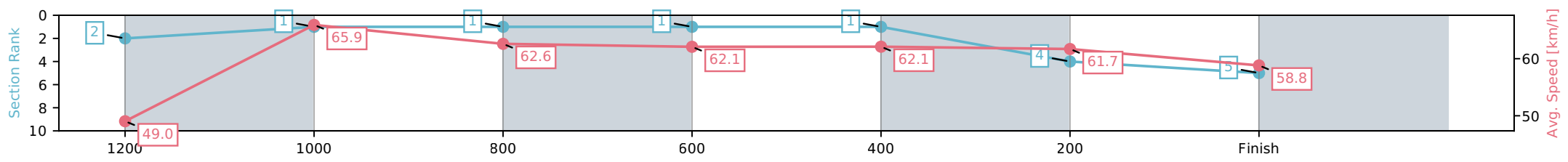
Horse/Jockey Name	Navy Nina/Emily Lang
Finish Rank	5
Fastest Section Time (Section)	0:10.92 (1200-1000)
Top Speed [km/h] (Section)	66.6 (1200-1000)
Race State	Finished



Doomben QLD --Professional-2026-04-22
 Race 6: XXXX Fillies and Mares Class 1 Handicap - 1350m
 22 April 2026 - 3:28PM
 Track Rating: Good 4, Weather: Fine, Rail Position: +9.5m Entire Circuit



Section	L1350	L1200	L1000	L800	L600	L400	L200
Section Times	1:21.04 (0:11.21)	1:09.83 [1] (0:10.92)	0:58.91 [1] (0:11.56)	0:47.35 [1] (0:11.66)	0:35.68 [1] (0:11.74)	0:23.94 [4] (0:11.75)	0:12.19 [5] (0:12.19)
Average Speed [km/h]	49.0	65.9	62.6	62.1	62.1	61.7	58.8
Top Speed [km/h]	64.5	66.6	65.2	62.5	62.9	62.6	63.9
Avg. Dist. to Rail [m]	4.1	2.7	1.1	1.4	2.2	2.8	0.7
Avg. Stride Freq. [Hz]	2.5	2.5	2.4	2.4	2.3	2.4	2.3
Avg. Stride Length [m]	6.0	7.4	7.4	7.4	7.5	7.4	7.2



[] Ranking at each section and finish
 -:-:- No data available at this section
 NA No data available

Horse/Jockey Name	Some Style/Angela Jones
Finish Rank	6
Fastest Section Time (Section)	0:11.04 (1200-1000)
Top Speed [km/h] (Section)	66.2 (1200-1000)
Race State	Finished



Doomben QLD --Professional-2026-04-22

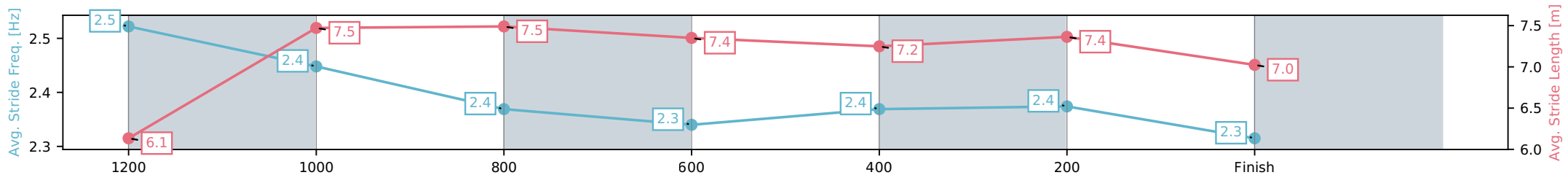
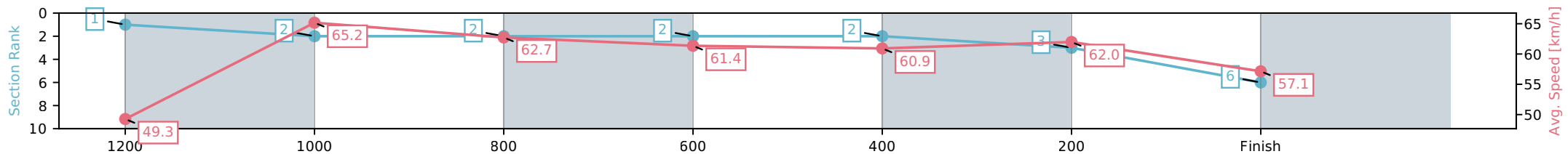
Race 6: XXXX Fillies and Mares Class 1 Handicap - 1350m

22 April 2026 - 3:28PM

Track Rating: Good 4, Weather: Fine, Rail Position: +9.5m Entire Circuit



Section	L1350	L1200	L1000	L800	L600	L400	L200
Section Times	1:21.21 (0:11.18)	1:10.03 [2] (0:11.04)	0:58.99 [2] (0:11.53)	0:47.46 [2] (0:11.72)	0:35.74 [2] (0:11.76)	0:23.98 [3] (0:11.52)	0:12.46 [6] (0:12.46)
Average Speed [km/h]	49.3	65.2	62.7	61.4	60.9	62.0	57.1
Top Speed [km/h]	65.4	66.2	65.3	62.1	61.8	62.9	60.0
Avg. Dist. to Rail [m]	4.8	2.8	1.1	0.2	1.1	3.0	1.9
Avg. Stride Freq. [Hz]	2.5	2.4	2.4	2.3	2.4	2.4	2.3
Avg. Stride Length [m]	6.1	7.5	7.5	7.4	7.2	7.4	7.0



- [] Ranking at each section and finish
- :-:- No data available at this section
- NA No data available

Horse/Jockey Name	War Is Brutal/Ben Thompson
Finish Rank	7
Fastest Section Time (Section)	0:11.22 (1200-1000)
Top Speed [km/h] (Section)	65.7 (800-600)
Race State	Finished



Doomben QLD --Professional-2026-04-22

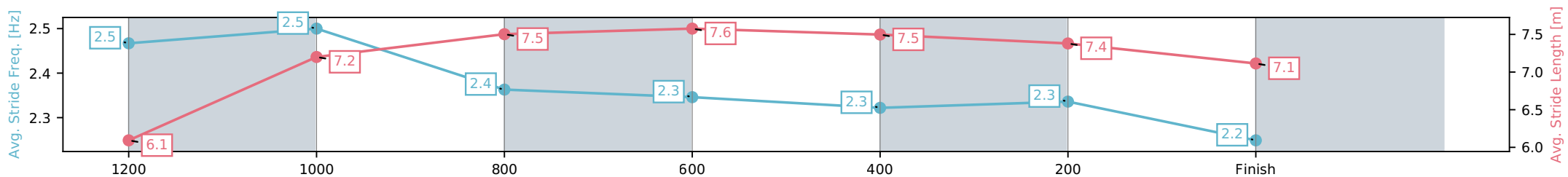
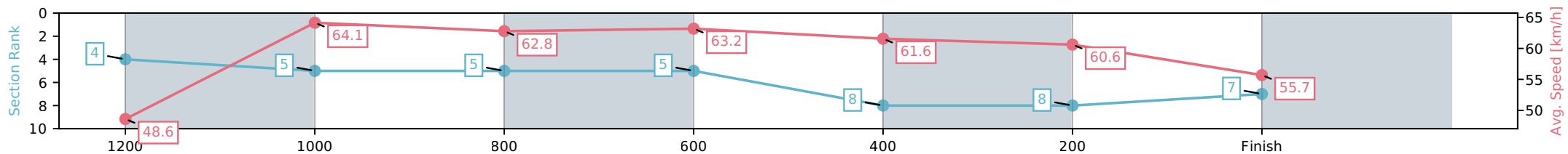
Race 6: XXXX Fillies and Mares Class 1 Handicap - 1350m

22 April 2026 - 3:28PM

Track Rating: Good 4, Weather: Fine, Rail Position: +9.5m Entire Circuit



Section	L1350	L1200	L1000	L800	L600	L400	L200
Section Times	1:22.03 (0:11.30)	1:10.73 [5] (0:11.22)	0:59.52 [5] (0:11.62)	0:47.90 [5] (0:11.65)	0:36.25 [8] (0:12.04)	0:24.21 [8] (0:11.96)	0:12.26 [7] (0:12.26)
Average Speed [km/h]	48.6	64.1	62.8	63.2	61.6	60.6	55.7
Top Speed [km/h]	64.0	64.8	65.3	65.7	62.9	62.5	59.4
Avg. Dist. to Rail [m]	2.0	1.8	3.4	4.6	5.4	3.6	2.8
Avg. Stride Freq. [Hz]	2.5	2.5	2.4	2.3	2.3	2.3	2.2
Avg. Stride Length [m]	6.1	7.2	7.5	7.6	7.5	7.4	7.1



- [] Ranking at each section and finish
- :-:- No data available at this section
- NA No data available

Horse/Jockey Name	Peach Galantes/Tahlia Fenlon
Finish Rank	8
Fastest Section Time (Section)	0:11.00 (1200-1000)
Top Speed [km/h] (Section)	66.0 (1200-1000)
Race State	Finished



Doomben QLD --Professional-2026-04-22

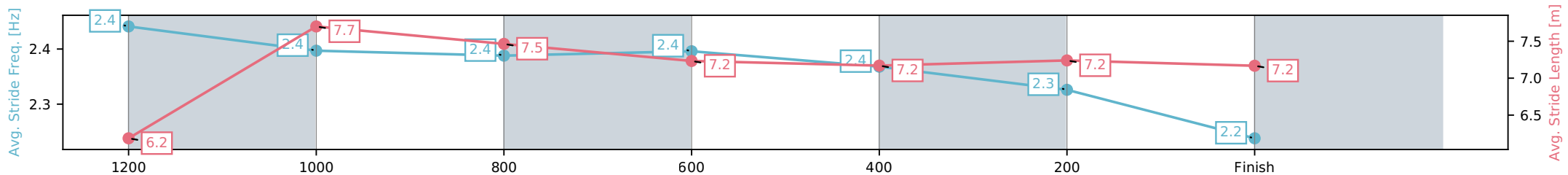
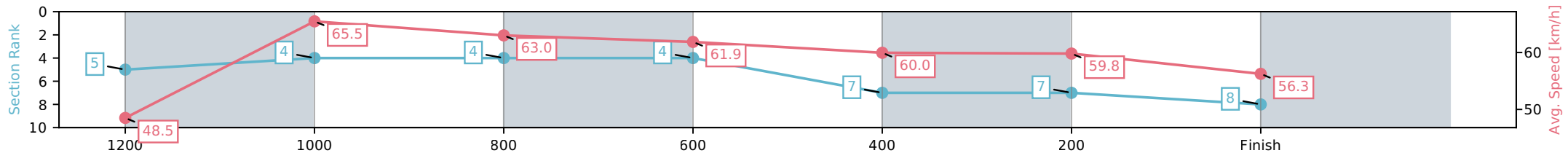
Race 6: XXXX Fillies and Mares Class 1 Handicap - 1350m

22 April 2026 - 3:28PM

Track Rating: Good 4, Weather: Fine, Rail Position: +9.5m Entire Circuit



Section	L1350	L1200	L1000	L800	L600	L400	L200
Section Times	1:22.31 (0:11.33)	1:10.98 [4] (0:11.00)	0:59.99 [4] (0:11.54)	0:48.45 [4] (0:11.76)	0:36.69 [7] (0:12.08)	0:24.61 [7] (0:12.04)	0:12.57 [8] (0:12.57)
Average Speed [km/h]	48.5	65.5	63.0	61.9	60.0	59.8	56.3
Top Speed [km/h]	64.9	66.0	65.6	62.4	61.6	60.8	59.1
Avg. Dist. to Rail [m]	8.0	3.9	2.6	2.1	1.1	0.4	1.7
Avg. Stride Freq. [Hz]	2.4	2.4	2.4	2.4	2.4	2.3	2.2
Avg. Stride Length [m]	6.2	7.7	7.5	7.2	7.2	7.2	7.2



- [] Ranking at each section and finish
- :-:- No data available at this section
- NA No data available



Doomben QLD

Race 7: LADBROKES CALCUTTA & LUNCHEON BOOK NOW Colts, Geldings & Entires Class 1
Handicap - 1350m

22 April 2026 - 4:04PM



BRISBANE
RACING CLUB

Track Rating: Good 4, Weather: Fine, Rail Position: +9.5m Entire Circuit

Field Times (Race Tempo) 1:20.64 (0:11.22) 1:09.42 (0:11.35) 0:58.07 (0:11.62) 0:46.45 (0:11.69) 0:34.75 (0:11.45) 0:23.30 (0:11.21) 0:12.09 (0:12.09)

Rank	TAB#	Horse	Overall Time	First 400m	Top Speed km/h (Section)	L1350	L1200	L1000	L800	L600	L400	L200
	(BAR#)	Jockey	Margin (DT-W)	Last 600m	Fastest Section (Time)	Start - 1200	1200 - 1000	1000 - 800	800 - 600	600 - 400	400 - 200	200 - Finish
1	4	Duomo	1:20.64	0:25.41	65.1 (400-200)	1:20.64	1:09.42 [1]	0:58.07 [1]	0:46.45 [1]	0:34.75 [1]	0:23.30 [1]	0:12.09 [1]
	(7)	Scott Sheargold		0:34.75	400-200 (0:11.21)	(0:11.22)	(0:11.34)	(0:11.62)	(0:11.69)	(0:11.45)	(0:11.21)	(0:12.09)
2	5	Rewrite	1:20.78	0:25.63	64.7 (400-200)	1:20.78	1:09.46 [2]	0:58.02 [2]	0:46.26 [3]	0:34.66 [2]	0:23.14 [2]	0:11.82 [2]
	(5)	Jace McMurray	0.8L (-8)	0:34.67	400-200 (0:11.32)	(0:11.32)	(0:11.44)	(0:11.77)	(0:11.59)	(0:11.53)	(0:11.32)	(0:11.82)
3	7	Summation	1:20.80	0:26.13	65.8 (400-200)	1:20.80	1:08.94 [8]	0:57.55 [8]	0:45.73 [8]	0:34.07 [8]	0:22.68 [5]	0:11.61 [4]
	(8)	Daniel Moor	0.9L (-7)	0:34.07	400-200 (0:11.07)	(0:11.86)	(0:11.38)	(0:11.82)	(0:11.66)	(0:11.39)	(0:11.07)	(0:11.61)
4	3	Puff 'N' Harry	1:21.16	0:25.85	65.2 (400-200)	1:21.16	1:09.69 [4]	0:58.18 [5]	0:46.48 [5]	0:34.67 [7]	0:23.03 [6]	0:11.71 [5]
	(4)	Luke Dempsey	3.1L (-7)	0:34.67	400-200 (0:11.32)	(0:11.47)	(0:11.51)	(0:11.69)	(0:11.81)	(0:11.64)	(0:11.32)	(0:11.71)
5	6	Kadesky	1:21.31	0:25.75	63.7 (400-200)	1:21.31	1:09.90 [3]	0:58.42 [4]	0:46.75 [4]	0:35.06 [3]	0:23.54 [3]	0:12.15 [3]
	(2)	Damien Thornton	3.9L (+1)	0:35.06	400-200 (0:11.39)	(0:11.41)	(0:11.48)	(0:11.67)	(0:11.69)	(0:11.52)	(0:11.39)	(0:12.15)
6	11	Sinatra	1:21.93	0:25.87	64.1 (1200-1000)	1:21.93	1:10.35 [6]	0:58.92 [6]	0:47.20 [6]	0:35.53 [5]	0:24.07 [4]	0:12.37 [6]
	(3)	Angela Jones	7.6L (-9)	0:35.53	1200-1000 (0:11.43)	(0:11.58)	(0:11.43)	(0:11.72)	(0:11.68)	(0:11.46)	(0:11.70)	(0:12.37)
7	14	Startling Cat	1:22.10	0:25.64	64.9 (1200-1000)	1:22.10	1:10.61 [5]	0:59.27 [3]	0:47.62 [2]	0:35.74 [4]	0:23.79 [7]	0:12.05 [7]
	(6)	Olivia Kendal	8.6L (-2)	0:35.75	1200-1000 (0:11.34)	(0:11.49)	(0:11.34)	(0:11.65)	(0:11.89)	(0:11.95)	(0:11.75)	(0:12.05)
8	12	Pending List	1:22.18	0:26.27	63.9 (1200-1000)	1:22.18	1:10.28 [9]	0:58.80 [9]	0:46.89 [9]	0:34.90 [9]	0:23.18 [9]	0:11.70 [9]
	(1)	Tiffani Brooker	9.1L (-1)	0:34.90	1200-1000 (0:11.48)	(0:11.90)	(0:11.48)	(0:11.90)	(0:12.00)	(0:11.72)	(0:11.48)	(0:11.70)
9	8	Black Assassin	1:22.72	0:26.02	64.3 (1200-1000)	1:22.72	1:10.92 [7]	0:59.53 [7]	0:47.98 [7]	0:36.25 [6]	0:24.28 [8]	0:12.56 [8]
	(9)	Benjamin Osmond	12.2L (-7)	0:36.25	1200-1000 (0:11.39)	(0:11.80)	(0:11.39)	(0:11.56)	(0:11.72)	(0:11.97)	(0:11.72)	(0:12.56)

Scratched: He's Tru Blue (#1), Mr Bubbaluski (#2), Cansort (#9), Cyber City (#10), Odin's Mount (#13)

Report Created: Wed 22 April 2026

(Note: Races are conducted over an approximate distance as close as possible to the advertised distance, and recorded data may vary accordingly. Official times refer to race times only and do not include handicap times.)

[] Position in running at each section and finish TAB# Saddle cloth number

-:-- No data available at this section

NA No data available

DNT Did not track

BAR# Barrier/Gate Position

DNF Did not finish

DT-W Distance travelled compared to winner in metres

[] Fastest split

[■] Fastest section

Horse/Jockey Name	Duomo/Scott Sheargold
Finish Rank	1
Fastest Section Time (Section)	0:11.21 (400-200)
Top Speed [km/h] (Section)	65.1 (400-200)
Race State	Finished



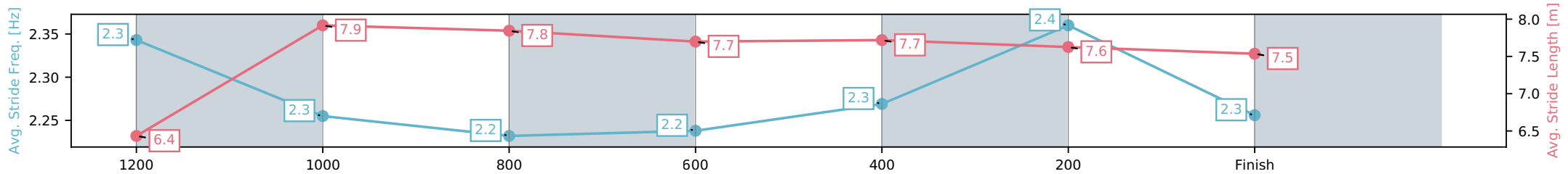
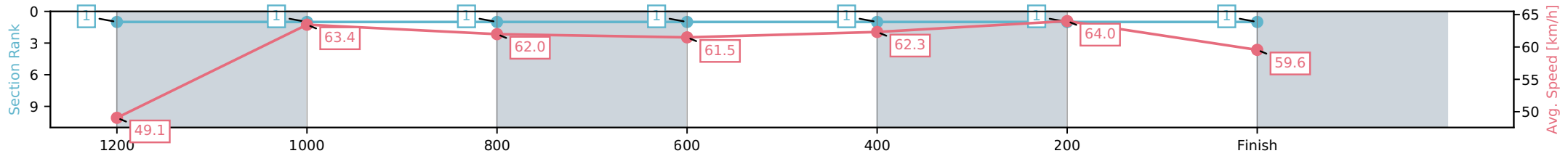
Doomben QLD --Professional-2026-04-22
 Race 7: LADBROKES CALCUTTA & LUNCHEON BOOK NOW
 Colts, Geldings & Entires Class 1 Handicap - 1350m



22 April 2026 - 4:04PM

Track Rating: Good 4, Weather: Fine, Rail Position: +9.5m Entire Circuit

Section	L1350	L1200	L1000	L800	L600	L400	L200
Section Times	1:20.64 (0:11.22)	1:09.42 [1] (0:11.34)	0:58.07 [1] (0:11.62)	0:46.45 [1] (0:11.69)	0:34.75 [1] (0:11.45)	0:23.30 [1] (0:11.21)	0:12.09 [1] (0:12.09)
Average Speed [km/h]	49.1	63.4	62.0	61.5	62.3	64.0	59.6
Top Speed [km/h]	64.0	64.6	63.7	62.6	63.1	65.1	63.4
Avg. Dist. to Rail [m]	5.6	1.2	0.3	0.4	1.3	2.3	2.0
Avg. Stride Freq. [Hz]	2.3	2.3	2.2	2.2	2.3	2.4	2.3
Avg. Stride Length [m]	6.4	7.9	7.8	7.7	7.7	7.6	7.5



[] Ranking at each section and finish
 -:-:- No data available at this section
 NA No data available

Horse/Jockey Name	Rewrite/Jace McMurray
Finish Rank	2
Fastest Section Time (Section)	0:11.32 (400-200)
Top Speed [km/h] (Section)	64.7 (400-200)
Race State	Finished



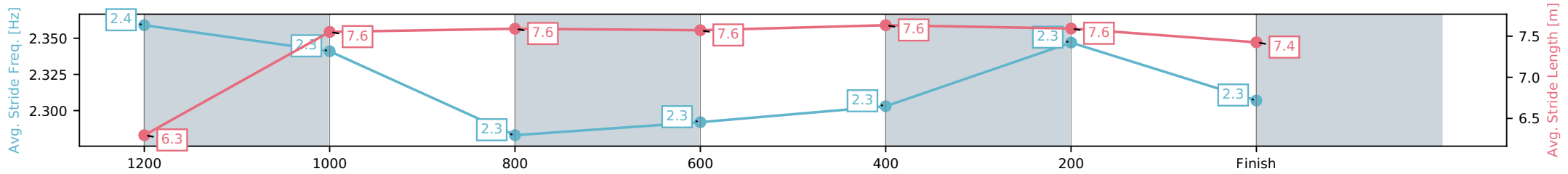
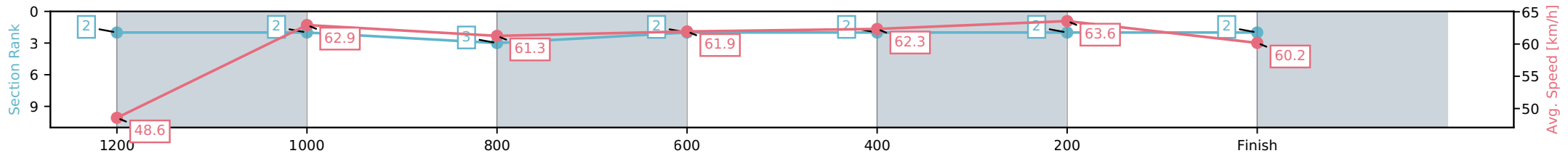
Doomben QLD --Professional-2026-04-22
 Race 7: LADBROKES CALCUTTA & LUNCHEON BOOK NOW
 Colts, Geldings & Entires Class 1 Handicap - 1350m



22 April 2026 - 4:04PM

Track Rating: Good 4, Weather: Fine, Rail Position: +9.5m Entire Circuit

Section	L1350	L1200	L1000	L800	L600	L400	L200
Section Times	1:20.78 (0:11.32)	1:09.46 [2] (0:11.44)	0:58.02 [3] (0:11.77)	0:46.26 [2] (0:11.59)	0:34.66 [2] (0:11.53)	0:23.14 [2] (0:11.32)	0:11.82 [2] (0:11.82)
Average Speed [km/h]	48.6	62.9	61.3	61.9	62.3	63.6	60.2
Top Speed [km/h]	62.3	63.9	63.2	63.0	63.0	64.7	62.5
Avg. Dist. to Rail [m]	3.8	0.9	0.4	0.4	0.4	0.5	0.8
Avg. Stride Freq. [Hz]	2.4	2.3	2.3	2.3	2.3	2.3	2.3
Avg. Stride Length [m]	6.3	7.6	7.6	7.6	7.6	7.6	7.4



[] Ranking at each section and finish
 -:-:- No data available at this section
 NA No data available

Horse/Jockey Name	Summation/Daniel Moor
Finish Rank	3
Fastest Section Time (Section)	0:11.07 (400-200)
Top Speed [km/h] (Section)	65.8 (400-200)
Race State	Finished



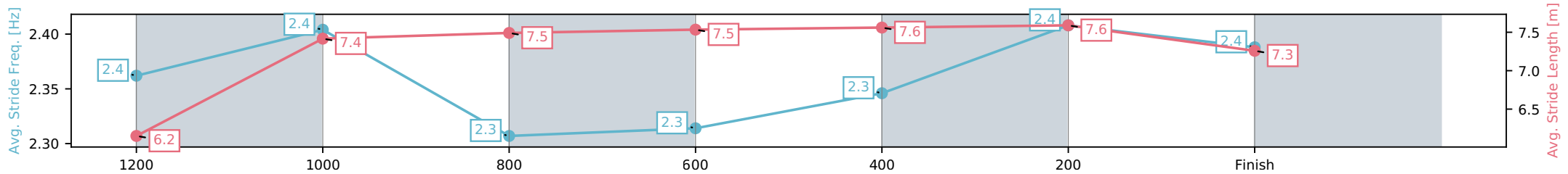
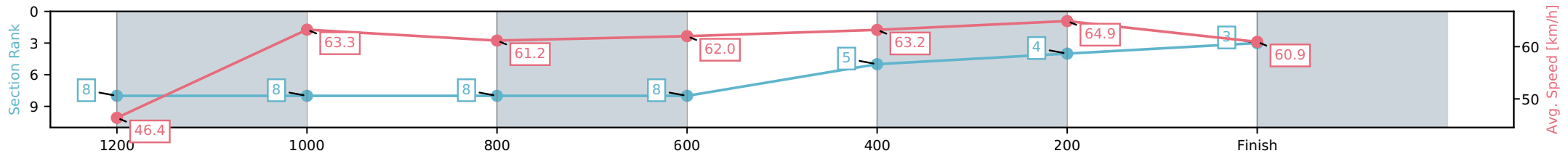
Doomben QLD --Professional-2026-04-22
 Race 7: LADBROKES CALCUTTA & LUNCHEON BOOK NOW
 Colts, Geldings & Entires Class 1 Handicap - 1350m



22 April 2026 - 4:04PM

Track Rating: Good 4, Weather: Fine, Rail Position: +9.5m Entire Circuit

Section	L1350	L1200	L1000	L800	L600	L400	L200
Section Times	1:20.80 (0:11.86)	1:08.94 [8] (0:11.38)	0:57.55 [8] (0:11.82)	0:45.73 [8] (0:11.66)	0:34.07 [5] (0:11.39)	0:22.68 [4] (0:11.07)	0:11.61 [3] (0:11.61)
Average Speed [km/h]	46.4	63.3	61.2	62.0	63.2	64.9	60.9
Top Speed [km/h]	61.9	64.9	62.5	63.9	64.8	65.8	63.8
Avg. Dist. to Rail [m]	5.5	2.1	1.4	0.9	0.6	1.2	2.0
Avg. Stride Freq. [Hz]	2.4	2.4	2.3	2.3	2.3	2.4	2.4
Avg. Stride Length [m]	6.2	7.4	7.5	7.5	7.6	7.6	7.3



[] Ranking at each section and finish
 -:-:- No data available at this section
 NA No data available

Horse/Jockey Name	Puff 'N' Harry/Luke Dempsey
Finish Rank	4
Fastest Section Time (Section)	0:11.32 (400-200)
Top Speed [km/h] (Section)	65.2 (400-200)
Race State	Finished



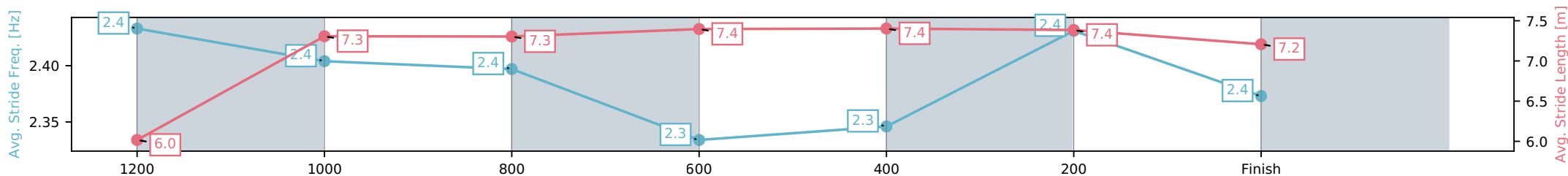
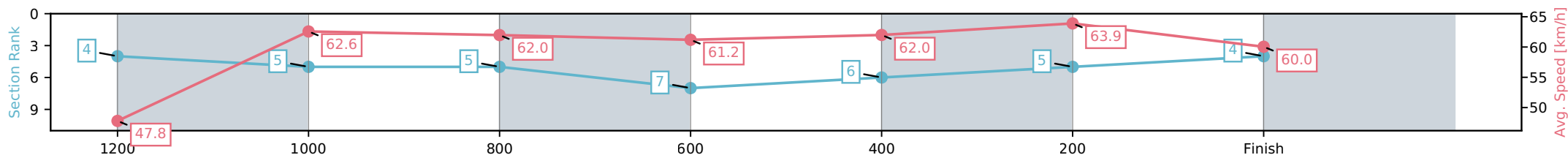
Doomben QLD --Professional-2026-04-22
 Race 7: LADBROKES CALCUTTA & LUNCHEON BOOK NOW
 Colts, Geldings & Entires Class 1 Handicap - 1350m



22 April 2026 - 4:04PM

Track Rating: Good 4, Weather: Fine, Rail Position: +9.5m Entire Circuit

Section	L1350	L1200	L1000	L800	L600	L400	L200
Section Times	1:21.16 (0:11.47)	1:09.69 [5] (0:11.51)	0:58.18 [5] (0:11.69)	0:46.48 [7] (0:11.81)	0:34.67 [6] (0:11.64)	0:23.03 [5] (0:11.32)	0:11.71 [4] (0:11.71)
Average Speed [km/h]	47.8	62.6	62.0	61.2	62.0	63.9	60.0
Top Speed [km/h]	62.0	63.7	63.2	62.1	63.6	65.2	63.1
Avg. Dist. to Rail [m]	3.6	2.1	1.7	0.9	0.5	3.0	5.0
Avg. Stride Freq. [Hz]	2.4	2.4	2.4	2.3	2.3	2.4	2.4
Avg. Stride Length [m]	6.0	7.3	7.3	7.4	7.4	7.4	7.2



- [] Ranking at each section and finish
- :-:- No data available at this section
- NA No data available

Horse/Jockey Name	Kadesky/Damien Thornton
Finish Rank	5
Fastest Section Time (Section)	0:11.39 (400-200)
Top Speed [km/h] (Section)	63.7 (400-200)
Race State	Finished



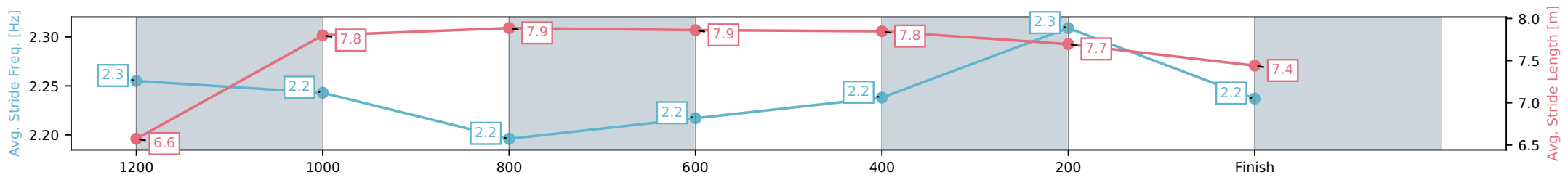
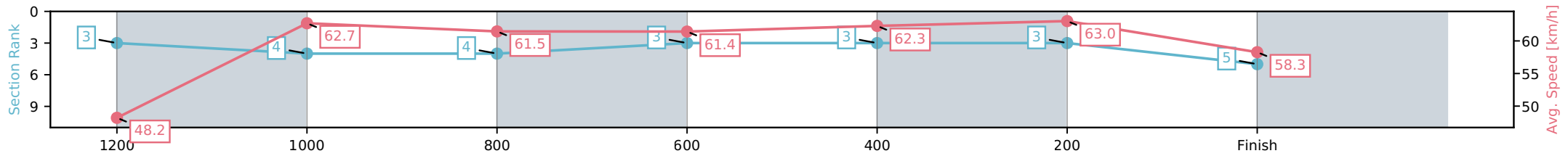
Doomben QLD --Professional-2026-04-22
 Race 7: LADBROKES CALCUTTA & LUNCHEON BOOK NOW
 Colts, Geldings & Entires Class 1 Handicap - 1350m



22 April 2026 - 4:04PM

Track Rating: Good 4, Weather: Fine, Rail Position: +9.5m Entire Circuit

Section	L1350	L1200	L1000	L800	L600	L400	L200
Section Times	1:21.31 (0:11.41)	1:09.90 [4] (0:11.48)	0:58.42 [4] (0:11.67)	0:46.75 [3] (0:11.69)	0:35.06 [3] (0:11.52)	0:23.54 [3] (0:11.39)	0:12.15 [5] (0:12.15)
Average Speed [km/h]	48.2	62.7	61.5	61.4	62.3	63.0	58.3
Top Speed [km/h]	61.5	63.1	63.1	62.3	62.6	63.7	61.3
Avg. Dist. to Rail [m]	1.0	1.1	1.3	0.5	0.7	1.1	1.5
Avg. Stride Freq. [Hz]	2.3	2.2	2.2	2.2	2.2	2.3	2.2
Avg. Stride Length [m]	6.6	7.8	7.9	7.9	7.8	7.7	7.4



[] Ranking at each section and finish
 -:-:- No data available at this section
 NA No data available

Horse/Jockey Name	Sinatra/Angela Jones
Finish Rank	6
Fastest Section Time (Section)	0:11.43 (1200-1000)
Top Speed [km/h] (Section)	64.1 (1200-1000)
Race State	Finished



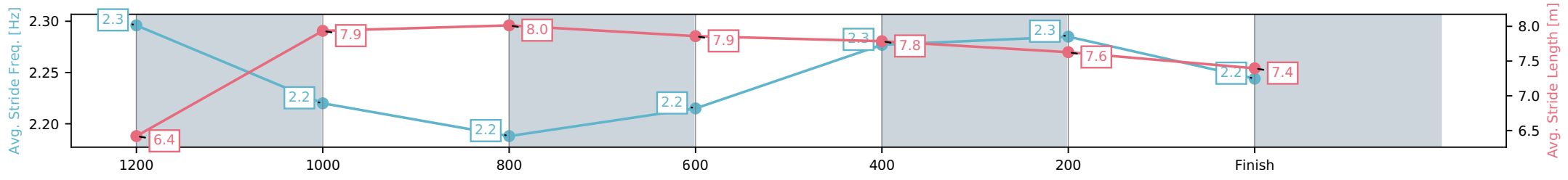
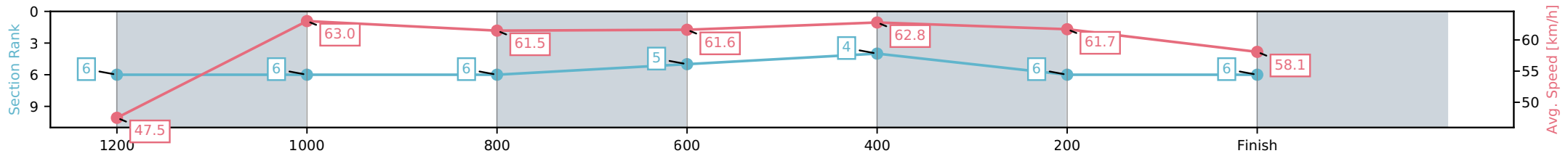
Doomben QLD --Professional-2026-04-22
 Race 7: LADBROKES CALCUTTA & LUNCHEON BOOK NOW
 Colts, Geldings & Entires Class 1 Handicap - 1350m



22 April 2026 - 4:04PM

Track Rating: Good 4, Weather: Fine, Rail Position: +9.5m Entire Circuit

Section	L1350	L1200	L1000	L800	L600	L400	L200
Section Times	1:21.93 (0:11.58)	1:10.35 [6] (0:11.43)	0:58.92 [6] (0:11.72)	0:47.20 [5] (0:11.68)	0:35.53 [4] (0:11.46)	0:24.07 [6] (0:11.70)	0:12.37 [6] (0:12.37)
Average Speed [km/h]	47.5	63.0	61.5	61.6	62.8	61.7	58.1
Top Speed [km/h]	61.3	64.1	63.4	62.9	63.8	63.1	60.4
Avg. Dist. to Rail [m]	2.6	1.0	0.6	0.2	0.3	2.3	2.3
Avg. Stride Freq. [Hz]	2.3	2.2	2.2	2.2	2.3	2.3	2.2
Avg. Stride Length [m]	6.4	7.9	8.0	7.9	7.8	7.6	7.4



[] Ranking at each section and finish
 -:-:- No data available at this section
 NA No data available

Horse/Jockey Name	Startling Cat/Olivia Kendal
Finish Rank	7
Fastest Section Time (Section)	0:11.34 (1200-1000)
Top Speed [km/h] (Section)	64.9 (1200-1000)
Race State	Finished



Doomben QLD --Professional-2026-04-22

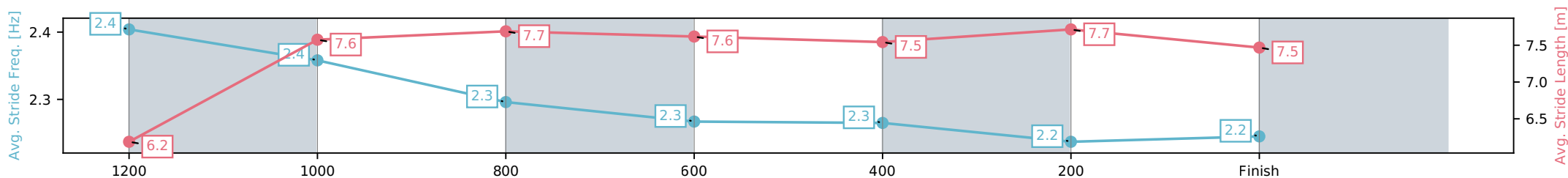
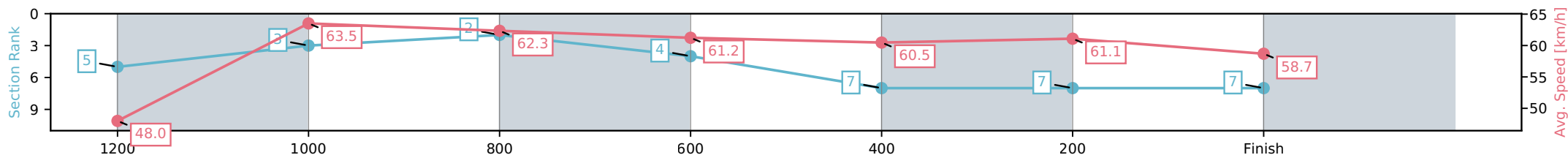
Race 7: LADBROKES CALCUTTA & LUNCHEON BOOK NOW
Colts, Geldings & Entires Class 1 Handicap - 1350m

22 April 2026 - 4:04PM

Track Rating: Good 4, Weather: Fine, Rail Position: +9.5m Entire Circuit



Section	L1350	L1200	L1000	L800	L600	L400	L200
Section Times	1:22.10 (0:11.49)	1:10.61 [3] (0:11.34)	0:59.27 [2] (0:11.65)	0:47.62 [4] (0:11.89)	0:35.74 [7] (0:11.95)	0:23.79 [7] (0:11.75)	0:12.05 [7] (0:12.05)
Average Speed [km/h]	48.0	63.5	62.3	61.2	60.5	61.1	58.7
Top Speed [km/h]	61.5	64.9	63.3	61.6	61.6	61.8	60.7
Avg. Dist. to Rail [m]	5.0	2.6	3.2	2.3	1.2	1.0	0.9
Avg. Stride Freq. [Hz]	2.4	2.4	2.3	2.3	2.3	2.2	2.2
Avg. Stride Length [m]	6.2	7.6	7.7	7.6	7.5	7.7	7.5



- [] Ranking at each section and finish
- :-:- No data available at this section
- NA No data available

Horse/Jockey Name	Pending List/Tiffani Brooker
Finish Rank	8
Fastest Section Time (Section)	0:11.48 (1200-1000)
Top Speed [km/h] (Section)	63.9 (1200-1000)
Race State	Finished



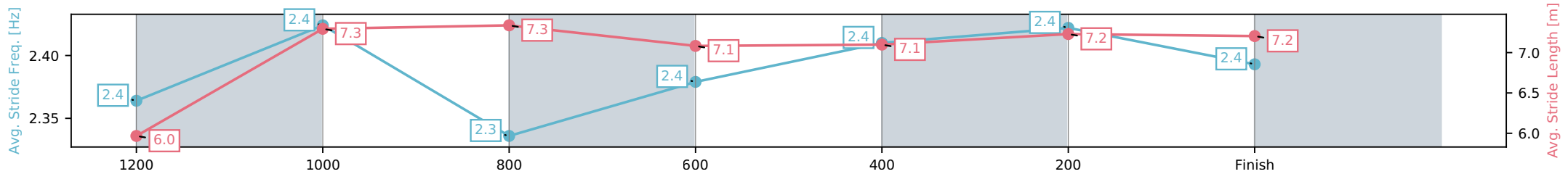
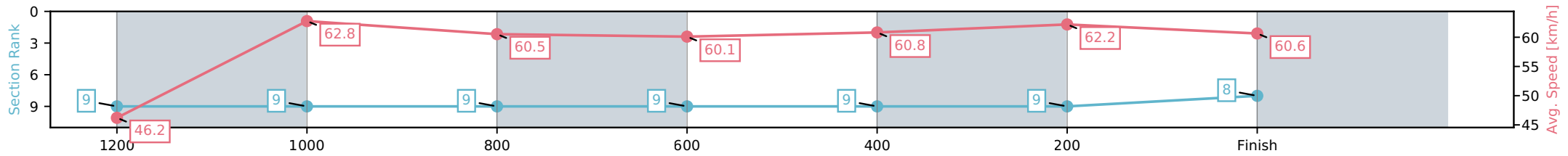
Doomben QLD --Professional-2026-04-22
 Race 7: LADBROKES CALCUTTA & LUNCHEON BOOK NOW
 Colts, Geldings & Entires Class 1 Handicap - 1350m



22 April 2026 - 4:04PM

Track Rating: Good 4, Weather: Fine, Rail Position: +9.5m Entire Circuit

Section	L1350	L1200	L1000	L800	L600	L400	L200
Section Times	1:22.18 (0:11.90)	1:10.28 [9] (0:11.48)	0:58.80 [9] (0:11.90)	0:46.89 [9] (0:12.00)	0:34.90 [9] (0:11.72)	0:23.18 [9] (0:11.48)	0:11.70 [8] (0:11.70)
Average Speed [km/h]	46.2	62.8	60.5	60.1	60.8	62.2	60.6
Top Speed [km/h]	61.5	63.9	62.5	61.7	61.7	63.3	62.4
Avg. Dist. to Rail [m]	1.6	0.1	0.2	0.2	1.7	3.0	3.4
Avg. Stride Freq. [Hz]	2.4	2.4	2.3	2.4	2.4	2.4	2.4
Avg. Stride Length [m]	6.0	7.3	7.3	7.1	7.1	7.2	7.2



[] Ranking at each section and finish
 -:-:- No data available at this section
 NA No data available

Horse/Jockey Name	Black Assassin/Benjamin Osmond
Finish Rank	9
Fastest Section Time (Section)	0:11.39 (1200-1000)
Top Speed [km/h] (Section)	64.3 (1200-1000)
Race State	Finished



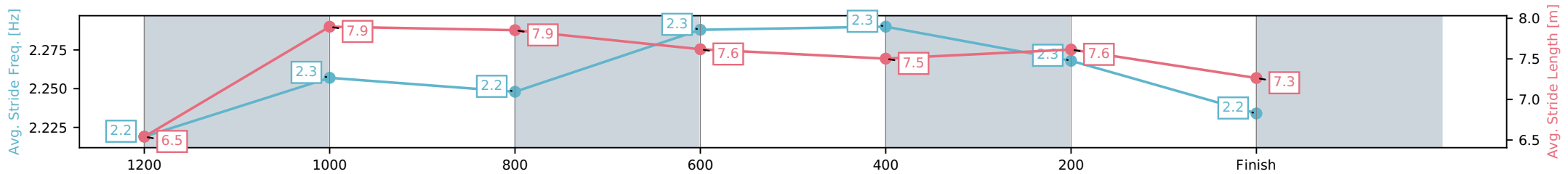
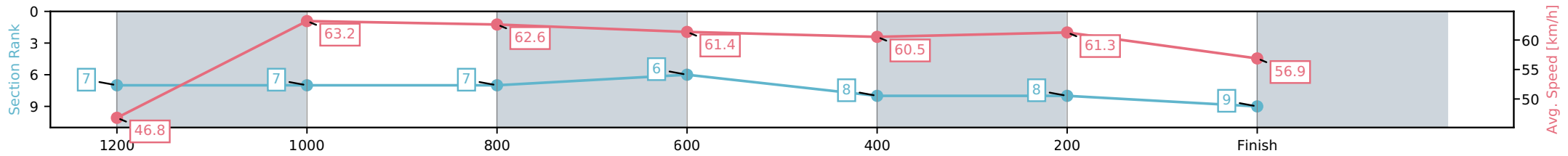
Doomben QLD --Professional-2026-04-22
 Race 7: LADBROKES CALCUTTA & LUNCHEON BOOK NOW
 Colts, Geldings & Entires Class 1 Handicap - 1350m



22 April 2026 - 4:04PM

Track Rating: Good 4, Weather: Fine, Rail Position: +9.5m Entire Circuit

Section	L1350	L1200	L1000	L800	L600	L400	L200
Section Times	1:22.72 (0:11.80)	1:10.92 [7] (0:11.39)	0:59.53 [7] (0:11.56)	0:47.98 [6] (0:11.72)	0:36.25 [8] (0:11.97)	0:24.28 [8] (0:11.72)	0:12.56 [9] (0:12.56)
Average Speed [km/h]	46.8	63.2	62.6	61.4	60.5	61.3	56.9
Top Speed [km/h]	61.0	64.3	63.7	62.2	60.9	62.1	59.7
Avg. Dist. to Rail [m]	7.9	3.5	2.0	0.5	0.9	0.8	0.5
Avg. Stride Freq. [Hz]	2.2	2.3	2.2	2.3	2.3	2.3	2.2
Avg. Stride Length [m]	6.5	7.9	7.9	7.6	7.5	7.6	7.3



[] Ranking at each section and finish
 -:-:- No data available at this section
 NA No data available



Doomben QLD

Race 8: LADBROKES BLACKBOOK BENCHMARK 68 Handicap - 1200m

22 April 2026 - 4:38PM

Track Rating: Good 4, Weather: Fine, Rail Position: +9.5m Entire Circuit



BRISBANE
RACING CLUB

Field Times (Race Tempo) 1:10.53 0:57.27 0:46.56 0:34.97 0:23.21 0:11.90
 (0:13.27) (0:10.71) (0:11.59) (0:11.76) (0:11.30) (0:11.90)

Rank	TAB#	Horse	Overall Time	First 400m	Top Speed km/h (Section)	L1200	L1000	L800	L600	L400	L200		
	(BAR#)	Jockey	Margin (DT-W)	Last 600m	Fastest Section (Time)	Start - 1000	1000 - 800	800 - 600	600 - 400	400 - 200	200 - Finish		
1	15	Capital Heart	1:10.53	0:24.57	66.8 (1000-800)	1:10.53	0:56.90 [6]	0:45.96 [8]	0:34.62 [6]	0:22.92 [7]	0:11.69 [2]		
	(9)	Tahlia Fenlon		0:34.62	1000-800 (0:10.94)	(0:13.63)	(0:10.94)	(0:11.34)	(0:11.70)	(0:11.23)	(0:11.69)		
2	3	Break Free	1:10.55	0:25.22	67.3 (1000-800)	1:10.55	0:56.25 [11]	0:45.33 [11]	0:34.19 [10]	0:22.41 [11]	0:11.34 [9]		
	(11)	Daniel Moor	0.1L (+5)	0:34.19	1000-800 (0:10.92)	(0:14.30)	(0:10.92)	(0:11.14)	(0:11.77)	(0:11.08)	(0:11.34)		
3	12	Saint Aldwyn	1:10.62	0:24.49	68.3 (1000-800)	1:10.62	0:56.96 [7]	0:46.13 [6]	0:34.65 [7]	0:23.04 [4]	0:11.65 [3]		
	(1)	Corey Sutherland	0.6L (+19)	0:34.65	1000-800 (0:10.83)	(0:13.66)	(0:10.83)	(0:11.48)	(0:11.60)	(0:11.40)	(0:11.65)		
4	6	Superhero	1:10.72	0:24.87	67.4 (1000-800)	1:10.72	0:56.75 [9]	0:45.86 [9]	0:34.56 [9]	0:22.90 [9]	0:11.64 [7]		
	(7)	Ryan Maloney	1.1L (+0)	0:34.55	1000-800 (0:10.90)	(0:13.97)	(0:10.90)	(0:11.30)	(0:11.65)	(0:11.26)	(0:11.64)		
5	14	Keep Safe	1:10.81	0:24.00	70.6 (1000-800)	1:10.81	0:57.54 [1]	0:46.80 [2]	0:35.12 [2]	0:23.49 [1]	0:12.18 [1]		
	(5)	Ben Thompson	1.7L (+6)	0:35.11	1000-800 (0:10.74)	(0:13.26)	(0:10.74)	(0:11.68)	(0:11.63)	(0:11.30)	(0:12.18)		
6	2	Oriente	1:10.90	0:24.36	69.0 (1000-800)	1:10.90	0:57.43 [3]	0:46.54 [4]	0:35.07 [4]	0:23.29 [6]	0:11.86 [5]		
	(8)	Tiffani Brooker	2.2L (+5)	0:35.07	1000-800 (0:10.89)	(0:13.47)	(0:10.89)	(0:11.48)	(0:11.77)	(0:11.44)	(0:11.86)		
7	5	Heyoka	1:10.97	0:24.55	67.7 (1000-800)	1:10.97	0:57.21 [8]	0:46.42 [7]	0:34.93 [8]	0:23.16 [8]	0:11.87 [8]		
	(6)	Jag Guthmann-Chester	2.6L (+3)	0:34.93	1000-800 (0:10.79)	(0:13.76)	(0:10.79)	(0:11.49)	(0:11.77)	(0:11.29)	(0:11.87)		
8	11	Araletta	1:11.23	0:24.37	68.3 (1000-800)	1:11.23	0:57.67 [5]	0:46.86 [5]	0:35.37 [5]	0:23.64 [5]	0:12.16 [6]		
	(2)	Fiona Sandkuhl	4.1L (+1)	0:35.37	1000-800 (0:10.81)	(0:13.56)	(0:10.81)	(0:11.49)	(0:11.73)	(0:11.48)	(0:12.16)		
9	4	Demitasse	1:11.28	0:25.19	66.9 (1000-800)	1:11.28	0:57.06 [10]	0:46.08 [10]	0:34.84 [11]	0:23.31 [10]	0:11.96 [10]		
	(10)	Jaden Lloyd	4.4L (+12)	0:34.85	1000-800 (0:10.97)	(0:14.22)	(0:10.97)	(0:11.24)	(0:11.53)	(0:11.36)	(0:11.96)		
10	7	Apollo Ten	1:11.82	0:24.20	69.8 (1000-800)	1:11.82	0:58.31 [4]	0:47.62 [3]	0:36.03 [3]	0:24.40 [2]	0:12.81 [4]		
	(3)	Chelsea Baker	7.6L (+9)	0:36.03	1000-800 (0:10.69)	(0:13.51)	(0:10.69)	(0:11.59)	(0:11.63)	(0:11.59)	(0:12.81)		

Scratched: Inside Man (#1), Bring Me Saki (#9), Gambino (#10), Take Achance On Me (#13)

Report Created: Wed 22 April 2026

(Note: Races are conducted over an approximate distance as close as possible to the advertised distance, and recorded data may vary accordingly. Official times refer to race times only and do not include handicap times.)

[] Position in running at each section and finish TAB# Saddle cloth number

Fastest split

-:--:-- No data available at this section

BAR# Barrier/Gate Position

Fastest section

NA No data available

DNF Did not finish

DNT Did not track

DT-W Distance travelled compared to winner in metres



Doomben QLD

Race 8: LADBROKES BLACKBOOK BENCHMARK 68 Handicap - 1200m

22 April 2026 - 4:38PM

Track Rating: Good 4, Weather: Fine, Rail Position: +9.5m Entire Circuit



BRISBANE
RACING CLUB

Field Times (Race Tempo) 1:10.53 (0:13.27) 0:57.27 (0:10.71) 0:46.56 (0:11.59) 0:34.97 (0:11.76) 0:23.21 (0:11.30) 0:11.90 (0:11.90)

Rank	TAB#	Horse	Overall Time	First 400m	Top Speed km/h (Section)	L1200	L1000	L800	L600	L400	L200		
	(BAR#)	Jockey	Margin (DT-W)	Last 600m	Fastest Section (Time)	Start - 1000	1000 - 800	800 - 600	600 - 400	400 - 200	200 - Finish		
11	8	Bulsara	1:14.14	0:23.97	70.6 (1000-800)	1:14.14	1:00.77 [2]	0:50.17 [1]	0:38.58 [1]	0:26.70 [3]	0:14.42 [11]		
	(4)	Micheal Hellyer	21.2L (+10)	0:38.57	1000-800 (0:10.60)	(0:13.37)	(0:10.60)	(0:11.59)	(0:11.88)	(0:12.27)	(0:14.42)		

Scratched: Inside Man (#1), Bring Me Saki (#9), Gambino (#10), Take Achance On Me (#13)

Report Created: Wed 22 April 2026

(Note: Races are conducted over an approximate distance as close as possible to the advertised distance, and recorded data may vary accordingly. Official times refer to race times only and do not include handicap times.)

[] Position in running at each section and finish TAB# Saddle cloth number

-:--:-- No data available at this section

NA No data available

DNT Did not track

BAR# Barrier/Gate Position

DNF Did not finish

DT-W Distance travelled compared to winner in metres

Fastest split

Fastest section

Horse/Jockey Name	Capital Heart/Tahlia Fenlon
Finish Rank	1
Fastest Section Time (Section)	0:10.94 (1000-800)
Top Speed [km/h] (Section)	66.8 (1000-800)
Race State	Finished



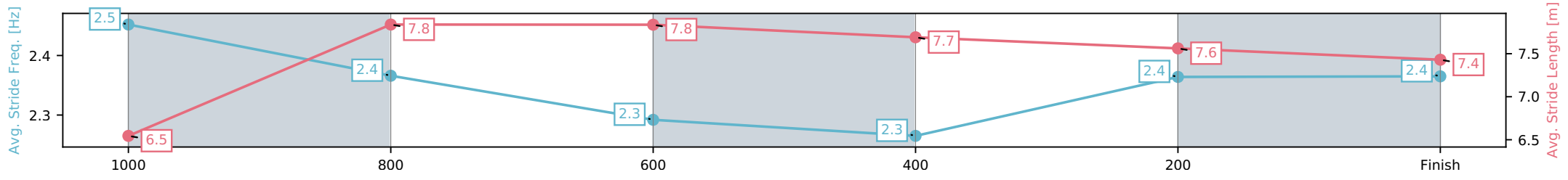
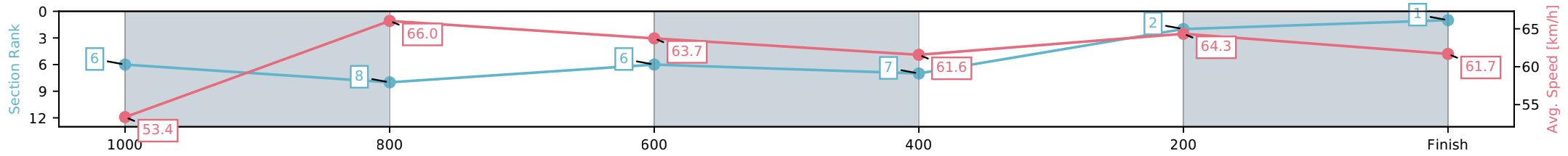
Doomben QLD --Professional-2026-04-22
 Race 8: LADBROKES BLACKBOOK BENCHMARK 68
 Handicap - 1200m



22 April 2026 - 4:38PM

Track Rating: Good 4, Weather: Fine, Rail Position: +9.5m Entire Circuit

Section	L1200	L1000	L800	L600	L400	L200
Section Times	1:10.53 (0:13.63)	0:56.90 [8] (0:10.94)	0:45.96 [6] (0:11.34)	0:34.62 [7] (0:11.70)	0:22.92 [2] (0:11.23)	0:11.69 [1] (0:11.69)
Average Speed [km/h]	53.4	66.0	63.7	61.6	64.3	61.7
Top Speed [km/h]	65.1	66.8	66.0	62.4	65.7	64.5
Avg. Dist. to Rail [m]	7.4	1.7	0.7	0.6	1.7	2.8
Avg. Stride Freq. [Hz]	2.5	2.4	2.3	2.3	2.4	2.4
Avg. Stride Length [m]	6.5	7.8	7.8	7.7	7.6	7.4



[] Ranking at each section and finish
 -.-.- No data available at this section
 NA No data available

Horse/Jockey Name	Break Free/Daniel Moor
Finish Rank	2
Fastest Section Time (Section)	0:10.92 (1000-800)
Top Speed [km/h] (Section)	67.3 (1000-800)
Race State	Finished



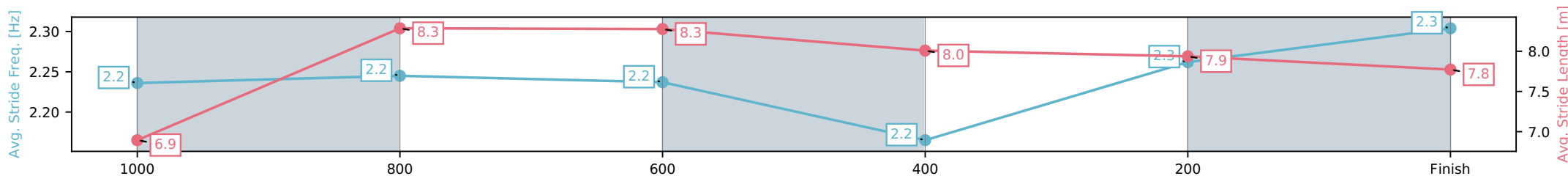
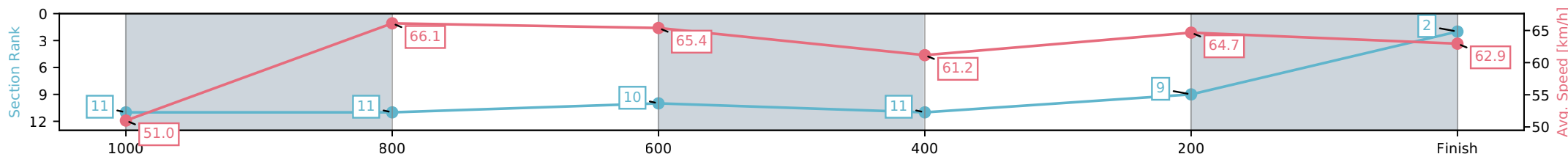
Doomben QLD --Professional-2026-04-22
 Race 8: LADBROKES BLACKBOOK BENCHMARK 68
 Handicap - 1200m



22 April 2026 - 4:38PM

Track Rating: Good 4, Weather: Fine, Rail Position: +9.5m Entire Circuit

Section	L1200	L1000	L800	L600	L400	L200
Section Times	1:10.55 (0:14.30)	0:56.25 [11] (0:10.92)	0:45.33 [10] (0:11.14)	0:34.19 [11] (0:11.77)	0:22.41 [9] (0:11.08)	0:11.34 [2] (0:11.34)
Average Speed [km/h]	51.0	66.1	65.4	61.2	64.7	62.9
Top Speed [km/h]	65.8	67.3	67.3	63.7	66.5	66.0
Avg. Dist. to Rail [m]	6.3	1.2	2.4	1.3	1.5	1.4
Avg. Stride Freq. [Hz]	2.2	2.2	2.2	2.2	2.3	2.3
Avg. Stride Length [m]	6.9	8.3	8.3	8.0	7.9	7.8



- [] Ranking at each section and finish
- :-:- No data available at this section
- NA No data available

Horse/Jockey Name	Saint Aldwyn/Corey Sutherland
Finish Rank	3
Fastest Section Time (Section)	0:10.83 (1000-800)
Top Speed [km/h] (Section)	68.3 (1000-800)
Race State	Finished



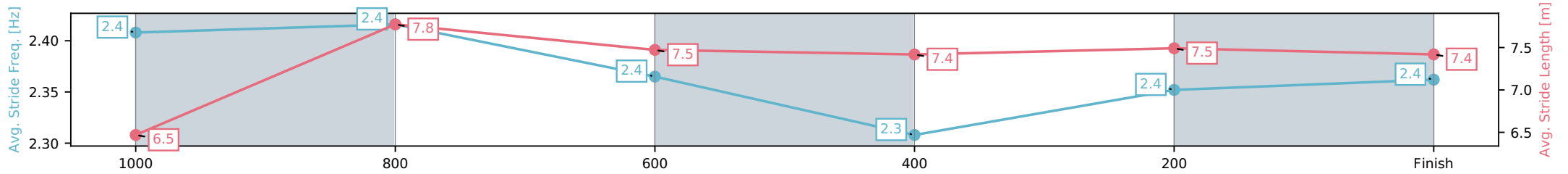
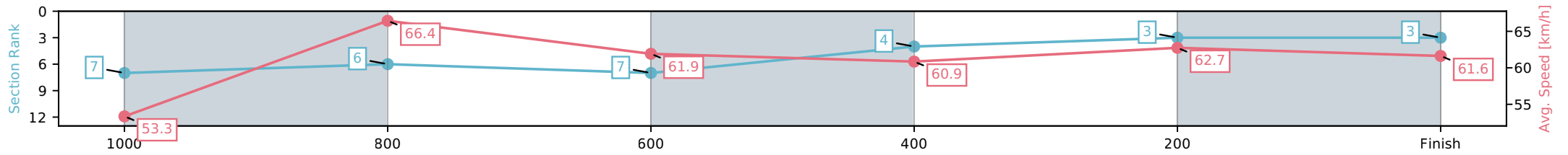
Doomben QLD --Professional-2026-04-22
 Race 8: LADBROKES BLACKBOOK BENCHMARK 68
 Handicap - 1200m



22 April 2026 - 4:38PM

Track Rating: Good 4, Weather: Fine, Rail Position: +9.5m Entire Circuit

Section	L1200	L1000	L800	L600	L400	L200
Section Times	1:10.62 (0:13.66)	0:56.96 [6] (0:10.83)	0:46.13 [7] (0:11.48)	0:34.65 [4] (0:11.60)	0:23.04 [3] (0:11.40)	0:11.65 [3] (0:11.65)
Average Speed [km/h]	53.3	66.4	61.9	60.9	62.7	61.6
Top Speed [km/h]	67.5	68.3	65.7	62.4	64.3	64.0
Avg. Dist. to Rail [m]	0.7	0.5	2.7	3.3	3.1	0.8
Avg. Stride Freq. [Hz]	2.4	2.4	2.4	2.3	2.4	2.4
Avg. Stride Length [m]	6.5	7.8	7.5	7.4	7.5	7.4



[] Ranking at each section and finish
 -:-:- No data available at this section
 NA No data available

Horse/Jockey Name	Superhero/Ryan Maloney
Finish Rank	4
Fastest Section Time (Section)	0:10.90 (1000-800)
Top Speed [km/h] (Section)	67.4 (1000-800)
Race State	Finished

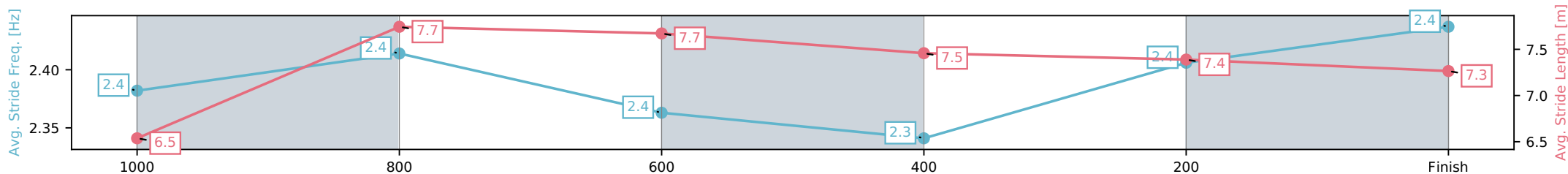
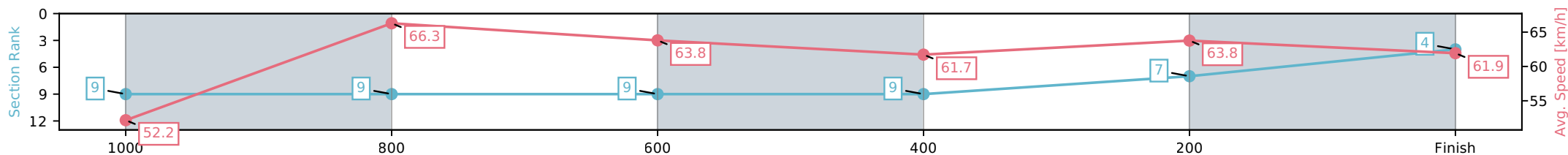


Doomben QLD --Professional-2026-04-22
 Race 8: LADBROKES BLACKBOOK BENCHMARK 68
 Handicap - 1200m
 22 April 2026 - 4:38PM



Track Rating: Good 4, Weather: Fine, Rail Position: +9.5m Entire Circuit

Section	L1200	L1000	L800	L600	L400	L200
Section Times	1:10.72 (0:13.97)	0:56.75 [9] (0:10.90)	0:45.86 [9] (0:11.30)	0:34.56 [9] (0:11.65)	0:22.90 [7] (0:11.26)	0:11.64 [4] (0:11.64)
Average Speed [km/h]	52.2	66.3	63.8	61.7	63.8	61.9
Top Speed [km/h]	66.6	67.4	65.3	63.5	65.1	65.1
Avg. Dist. to Rail [m]	5.2	1.3	0.3	0.5	1.1	2.2
Avg. Stride Freq. [Hz]	2.4	2.4	2.4	2.3	2.4	2.4
Avg. Stride Length [m]	6.5	7.7	7.7	7.5	7.4	7.3



- [] Ranking at each section and finish
- :-:- No data available at this section
- NA No data available

Horse/Jockey Name	Keep Safe/Ben Thompson
Finish Rank	5
Fastest Section Time (Section)	0:10.74 (1000-800)
Top Speed [km/h] (Section)	70.6 (1000-800)
Race State	Finished



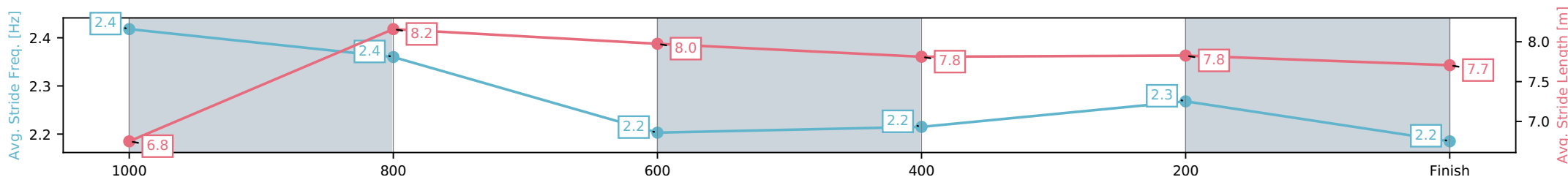
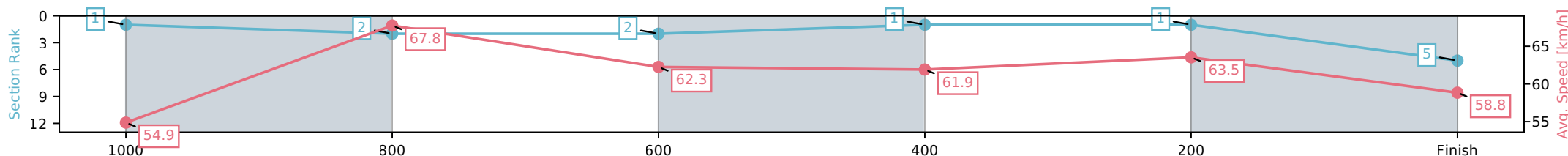
Doomben QLD --Professional-2026-04-22
 Race 8: LADBROKES BLACKBOOK BENCHMARK 68
 Handicap - 1200m



22 April 2026 - 4:38PM

Track Rating: Good 4, Weather: Fine, Rail Position: +9.5m Entire Circuit

Section	L1200	L1000	L800	L600	L400	L200
Section Times	1:10.81 (0:13.26)	0:57.54 [2] (0:10.74)	0:46.80 [2] (0:11.68)	0:35.12 [1] (0:11.63)	0:23.49 [1] (0:11.30)	0:12.18 [5] (0:12.18)
Average Speed [km/h]	54.9	67.8	62.3	61.9	63.5	58.8
Top Speed [km/h]	70.0	70.6	64.3	62.8	64.4	62.1
Avg. Dist. to Rail [m]	4.7	3.6	2.3	0.8	1.4	1.0
Avg. Stride Freq. [Hz]	2.4	2.4	2.2	2.2	2.3	2.2
Avg. Stride Length [m]	6.8	8.2	8.0	7.8	7.8	7.7



- [] Ranking at each section and finish
- :-:- No data available at this section
- NA No data available

Horse/Jockey Name	Oriente/Tiffani Brooker
Finish Rank	6
Fastest Section Time (Section)	0:10.89 (1000-800)
Top Speed [km/h] (Section)	69.0 (1000-800)
Race State	Finished



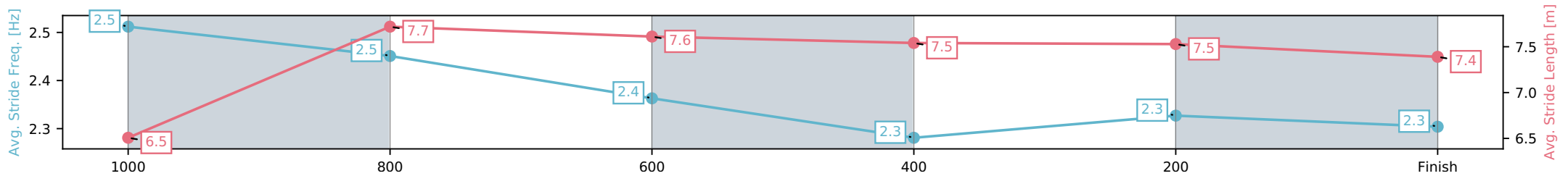
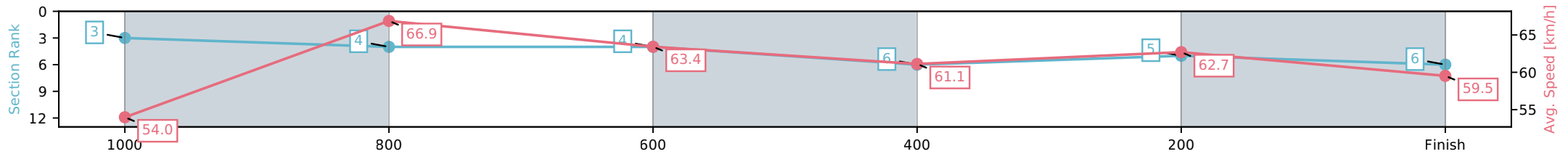
Doomben QLD --Professional-2026-04-22
 Race 8: LADBROKES BLACKBOOK BENCHMARK 68
 Handicap - 1200m



22 April 2026 - 4:38PM

Track Rating: Good 4, Weather: Fine, Rail Position: +9.5m Entire Circuit

Section	L1200	L1000	L800	L600	L400	L200
Section Times	1:10.90 (0:13.47)	0:57.43 [4] (0:10.89)	0:46.54 [4] (0:11.48)	0:35.07 [6] (0:11.77)	0:23.29 [5] (0:11.44)	0:11.86 [6] (0:11.86)
Average Speed [km/h]	54.0	66.9	63.4	61.1	62.7	59.5
Top Speed [km/h]	68.3	69.0	64.9	62.1	63.9	62.5
Avg. Dist. to Rail [m]	6.7	3.7	2.0	0.7	1.0	0.5
Avg. Stride Freq. [Hz]	2.5	2.5	2.4	2.3	2.3	2.3
Avg. Stride Length [m]	6.5	7.7	7.6	7.5	7.5	7.4



- [] Ranking at each section and finish
- :-:- No data available at this section
- NA No data available

Horse/Jockey Name	Heyoka/Jag Guthmann-Chester
Finish Rank	7
Fastest Section Time (Section)	0:10.79 (1000-800)
Top Speed [km/h] (Section)	67.7 (1000-800)
Race State	Finished



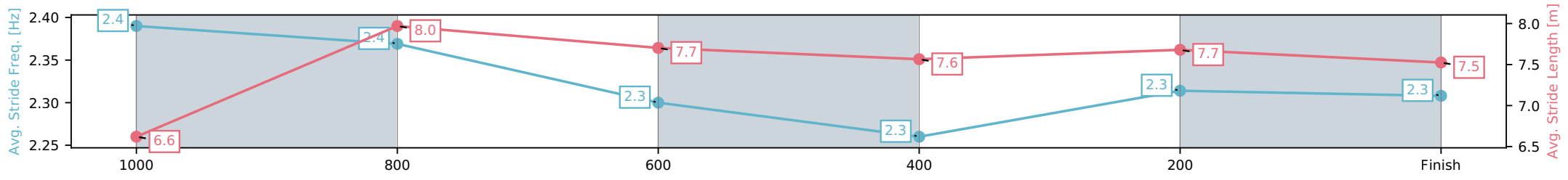
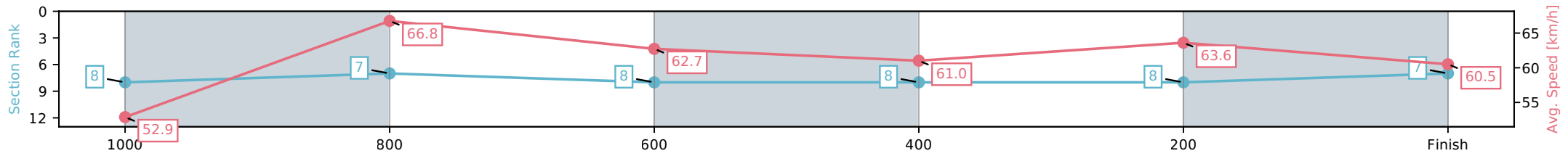
Doomben QLD --Professional-2026-04-22
 Race 8: LADBROKES BLACKBOOK BENCHMARK 68
 Handicap - 1200m



22 April 2026 - 4:38PM

Track Rating: Good 4, Weather: Fine, Rail Position: +9.5m Entire Circuit

Section	L1200	L1000	L800	L600	L400	L200
Section Times	1:10.97 (0:13.76)	0:57.21 [7] (0:10.79)	0:46.42 [8] (0:11.49)	0:34.93 [8] (0:11.77)	0:23.16 [8] (0:11.29)	0:11.87 [7] (0:11.87)
Average Speed [km/h]	52.9	66.8	62.7	61.0	63.6	60.5
Top Speed [km/h]	67.5	67.7	65.9	61.6	64.7	64.7
Avg. Dist. to Rail [m]	4.1	0.4	0.2	0.7	0.7	0.6
Avg. Stride Freq. [Hz]	2.4	2.4	2.3	2.3	2.3	2.3
Avg. Stride Length [m]	6.6	8.0	7.7	7.6	7.7	7.5



[] Ranking at each section and finish
 -:-:- No data available at this section
 NA No data available

Horse/Jockey Name	Araletta/Fiona Sandkuhl
Finish Rank	8
Fastest Section Time (Section)	0:10.81 (1000-800)
Top Speed [km/h] (Section)	68.3 (1000-800)
Race State	Finished

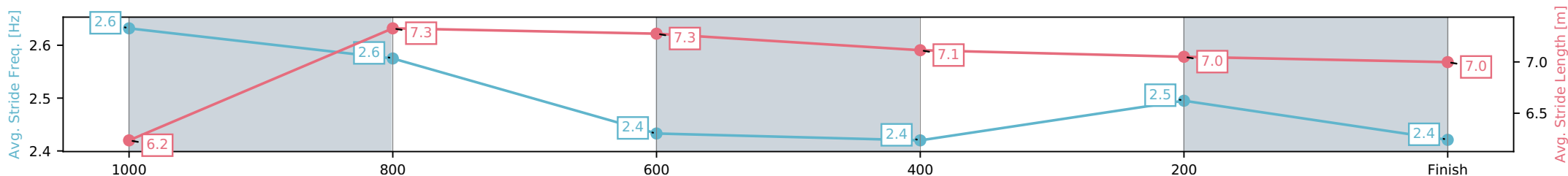
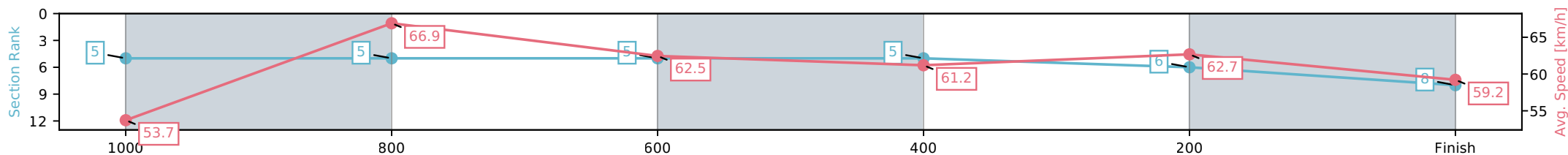


Doomben QLD --Professional-2026-04-22
 Race 8: LADBROKES BLACKBOOK BENCHMARK 68
 Handicap - 1200m
 22 April 2026 - 4:38PM



Track Rating: Good 4, Weather: Fine, Rail Position: +9.5m Entire Circuit

Section	L1200	L1000	L800	L600	L400	L200
Section Times	1:11.23 (0:13.56)	0:57.67 [5] (0:10.81)	0:46.86 [5] (0:11.49)	0:35.37 [5] (0:11.73)	0:23.64 [6] (0:11.48)	0:12.16 [8] (0:12.16)
Average Speed [km/h]	53.7	66.9	62.5	61.2	62.7	59.2
Top Speed [km/h]	67.6	68.3	65.1	61.9	63.9	61.8
Avg. Dist. to Rail [m]	1.6	1.0	0.5	0.7	0.6	2.7
Avg. Stride Freq. [Hz]	2.6	2.6	2.4	2.4	2.5	2.4
Avg. Stride Length [m]	6.2	7.3	7.3	7.1	7.0	7.0



- [] Ranking at each section and finish
- :-:- No data available at this section
- NA No data available

Horse/Jockey Name	Demitasse/Jaden Lloyd
Finish Rank	9
Fastest Section Time (Section)	0:10.97 (1000-800)
Top Speed [km/h] (Section)	66.9 (1000-800)
Race State	Finished



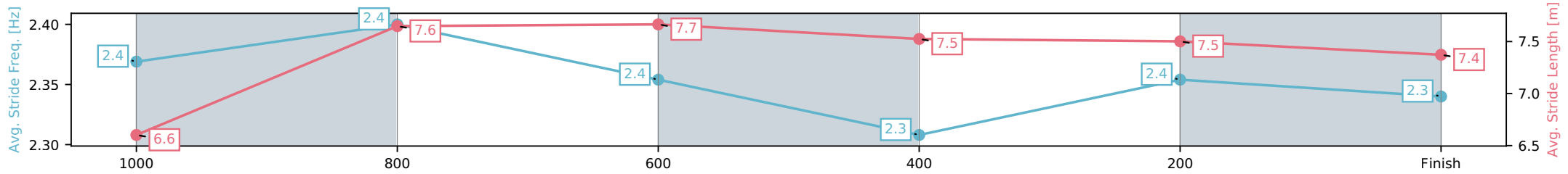
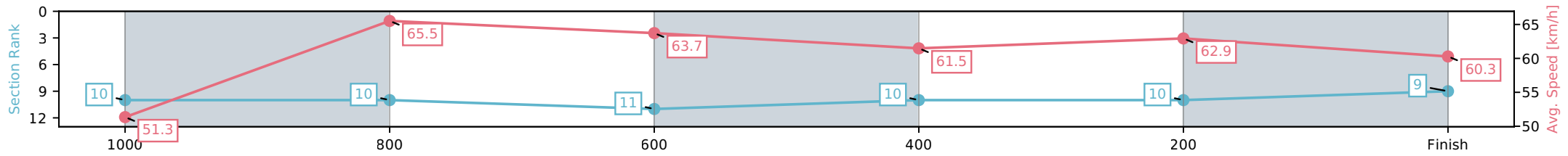
Doomben QLD --Professional-2026-04-22
 Race 8: LADBROKES BLACKBOOK BENCHMARK 68
 Handicap - 1200m



22 April 2026 - 4:38PM

Track Rating: Good 4, Weather: Fine, Rail Position: +9.5m Entire Circuit

Section	L1200	L1000	L800	L600	L400	L200
Section Times	1:11.28 (0:14.22)	0:57.06 [10] (0:10.97)	0:46.08 [11] (0:11.24)	0:34.84 [10] (0:11.53)	0:23.31 [10] (0:11.36)	0:11.96 [9] (0:11.96)
Average Speed [km/h]	51.3	65.5	63.7	61.5	62.9	60.3
Top Speed [km/h]	65.8	66.9	65.7	62.9	63.5	63.3
Avg. Dist. to Rail [m]	5.2	0.3	1.2	2.7	2.7	2.0
Avg. Stride Freq. [Hz]	2.4	2.4	2.4	2.3	2.4	2.3
Avg. Stride Length [m]	6.6	7.6	7.7	7.5	7.5	7.4



[] Ranking at each section and finish
 -:-:- No data available at this section
 NA No data available

Horse/Jockey Name	Apollo Ten/Chelsea Baker
Finish Rank	10
Fastest Section Time (Section)	0:10.69 (1000-800)
Top Speed [km/h] (Section)	69.8 (1000-800)
Race State	Finished



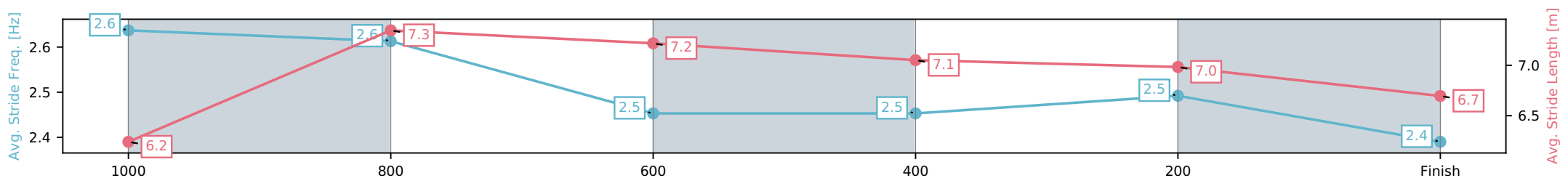
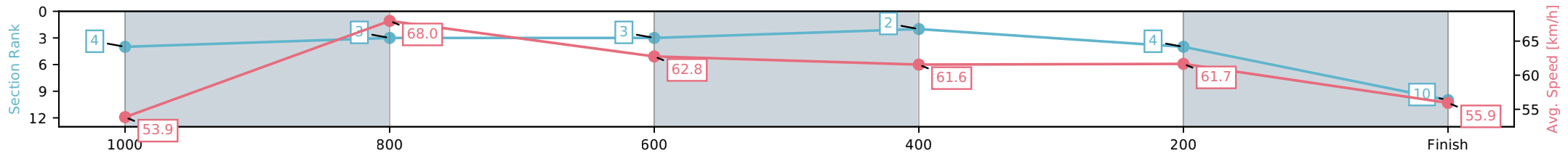
Doomben QLD --Professional-2026-04-22
 Race 8: LADBROKES BLACKBOOK BENCHMARK 68
 Handicap - 1200m



22 April 2026 - 4:38PM

Track Rating: Good 4, Weather: Fine, Rail Position: +9.5m Entire Circuit

Section	L1200	L1000	L800	L600	L400	L200
Section Times	1:11.82 (0:13.51)	0:58.31 [3] (0:10.69)	0:47.62 [3] (0:11.59)	0:36.03 [2] (0:11.63)	0:24.40 [4] (0:11.59)	0:12.81 [10] (0:12.81)
Average Speed [km/h]	53.9	68.0	62.8	61.6	61.7	55.9
Top Speed [km/h]	68.6	69.8	65.2	62.0	62.5	59.4
Avg. Dist. to Rail [m]	2.9	2.9	1.8	1.2	2.4	0.8
Avg. Stride Freq. [Hz]	2.6	2.6	2.5	2.5	2.5	2.4
Avg. Stride Length [m]	6.2	7.3	7.2	7.1	7.0	6.7



[] Ranking at each section and finish
 -:-:- No data available at this section
 NA No data available

Horse/Jockey Name	Bulsara/Micheal Hellyer
Finish Rank	11
Fastest Section Time (Section)	0:10.60 (1000-800)
Top Speed [km/h] (Section)	70.6 (1000-800)
Race State	Finished



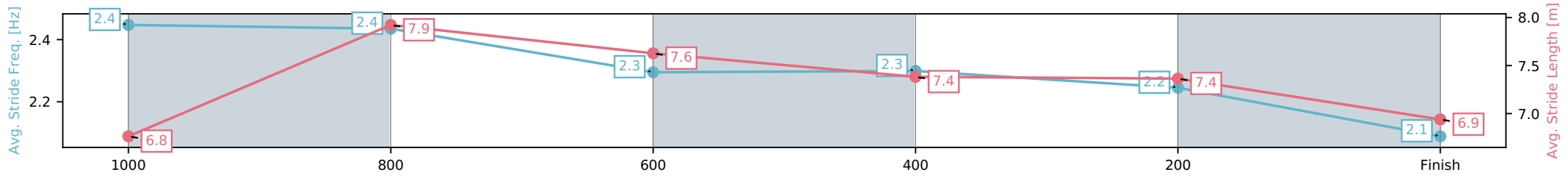
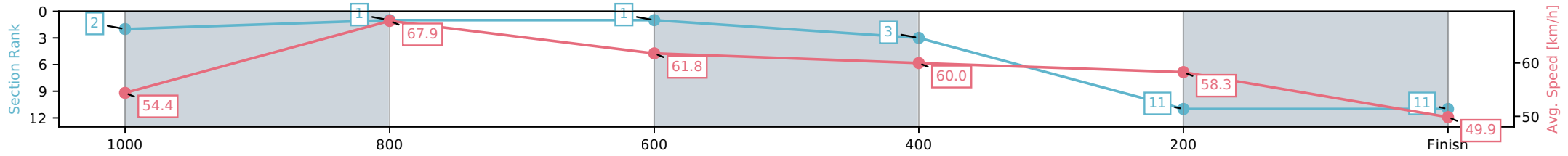
Doomben QLD --Professional-2026-04-22
 Race 8: LADBROKES BLACKBOOK BENCHMARK 68
 Handicap - 1200m



22 April 2026 - 4:38PM

Track Rating: Good 4, Weather: Fine, Rail Position: +9.5m Entire Circuit

Section	L1200	L1000	L800	L600	L400	L200
Section Times	1:14.14 (0:13.37)	1:00.77 [1] (0:10.60)	0:50.17 [1] (0:11.59)	0:38.58 [3] (0:11.88)	0:26.70 [11] (0:12.27)	0:14.42 [11] (0:14.42)
Average Speed [km/h]	54.4	67.9	61.8	60.0	58.3	49.9
Top Speed [km/h]	69.7	70.6	63.8	61.1	59.1	56.1
Avg. Dist. to Rail [m]	3.5	0.7	1.2	1.9	2.7	2.0
Avg. Stride Freq. [Hz]	2.4	2.4	2.3	2.3	2.2	2.1
Avg. Stride Length [m]	6.8	7.9	7.6	7.4	7.4	6.9



[] Ranking at each section and finish
 -:-:- No data available at this section
 NA No data available