



Ipswich QLD
 Race 1: TAB QTIS Two-Year-Old Handicap - 800m
 23 April 2026 - 1:09PM



Track Rating: Soft 5, Weather: Fine, Rail Position: +8m Entire Circuit

Field Times 0:45.40 0:32.53 0:21.92 0:10.99
 (Race Tempo) (0:12.87) (0:10.61) (0:10.93) (0:10.99)

Rank	TAB#	Horse	Overall Time	First 400m	Top Speed km/h (Section)	L800	L600	L400	L200				
	(BAR#)	Jockey	Margin (DT-W)	Last 600m	Fastest Section (Time)	Start - 600	600 - 400	400 - 200	200 - Finish				
1	1	Lucky Pat	0:45.40	0:23.48	71.1 (600-400)	0:45.40	0:32.42 [2]	0:21.92 [1]	0:10.99 [1]				
	(7)	Angela Jones		0:32.41	600-400 (0:10.50)	(0:12.98)	(0:10.50)	(0:10.92)	(0:10.99)				
2	8	Zandari	0:45.73	0:23.49	70.4 (600-400)	0:45.73	0:32.72 [3]	0:22.24 [2]	0:11.31 [2]				
	(4)	Steph Tierney	1.9L (-4)	0:32.72	600-400 (0:10.48)	(0:13.01)	(0:10.48)	(0:10.93)	(0:11.31)				
3	4	Raging Raider	0:46.27	0:23.94	69.7 (600-400)	0:46.27	0:32.98 [5]	0:22.33 [5]	0:11.15 [5]				
	(1)	Ben Thompson	5.1L (-2)	0:32.98	600-400 (0:10.65)	(0:13.29)	(0:10.65)	(0:11.18)	(0:11.15)				
4	6	Ella's Legacy	0:46.63	0:23.67	69.2 (600-400)	0:46.63	0:33.62 [4]	0:22.96 [4]	0:11.83 [3]				
	(2)	Georgina Cartwright	7.2L (+1)	0:33.63	600-400 (0:10.66)	(0:13.01)	(0:10.66)	(0:11.14)	(0:11.83)				
5	5	Pixie Lane	0:46.72	0:24.11	70.0 (600-400)	0:46.72	0:33.29 [7]	0:22.61 [6]	0:11.47 [6]				
	(6)	Mark Du Plessis	7.7L (-2)	0:33.29	600-400 (0:10.68)	(0:13.43)	(0:10.68)	(0:11.14)	(0:11.47)				
6	2	Profit In Paradise	0:47.04	0:23.49	70.4 (600-400)	0:47.04	0:34.17 [1]	0:23.54 [3]	0:12.03 [4]				
	(8)	Danny Peisley	9.7L (+0)	0:34.17	600-400 (0:10.62)	(0:12.87)	(0:10.62)	(0:11.52)	(0:12.03)				
7	3	Sailing Solo	0:47.14	0:24.14	69.8 (600-400)	0:47.14	0:33.78 [6]	0:23.00 [7]	0:11.80 [7]				
	(3)	Cejay Graham	10.2L (-3)	0:33.79	600-400 (0:10.78)	(0:13.36)	(0:10.78)	(0:11.21)	(0:11.80)				

Scratched: Mishani Rainfire (#7)

Report Created: Thu 23 April 2026

(Note: Races are conducted over an approximate distance as close as possible to the advertised distance, and recorded data may vary accordingly. Official times refer to race times only and do not include handicap times.)

[] Position in running at each section and finish TAB# Saddle cloth number

-:--:-- No data available at this section

NA No data available

DNT Did not track

BAR# Barrier/Gate Position

DNF Did not finish

DT-W Distance travelled compared to winner in metres

Fastest split

Fastest section

Horse/Jockey Name	Lucky Pat/Angela Jones
Finish Rank	1
Fastest Section Time (Section)	0:10.50 (600-400)
Top Speed [km/h] (Section)	71.1 (600-400)
Race State	Finished



Ipswich QLD --Professional-2026-04-23

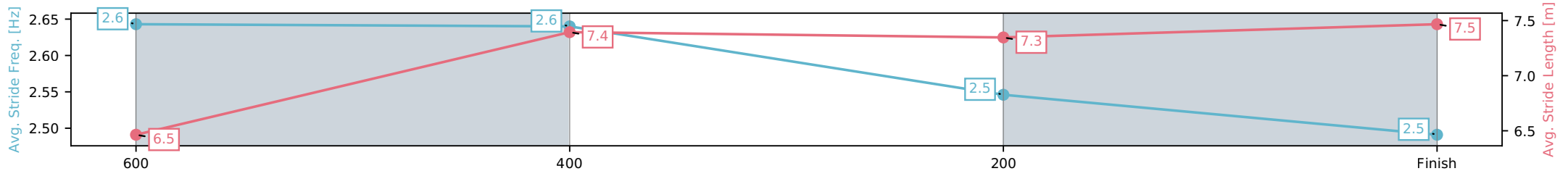
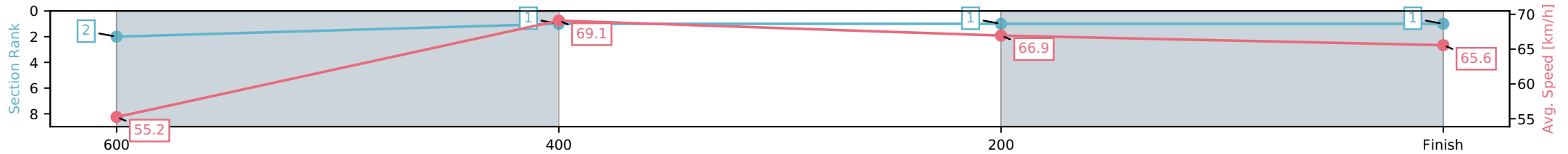
Race 1: TAB QTIS Two-Year-Old Handicap - 800m

23 April 2026 - 1:09PM

Track Rating: Soft 5, Weather: Fine, Rail Position: +8m Entire Circuit



Section	L800	L600	L400	L200
Section Times	0:45.40 (0:12.98)	0:32.42 [1] (0:10.50)	0:21.92 [1] (0:10.92)	0:10.99 [1] (0:10.99)
Average Speed [km/h]	55.2	69.1	66.9	65.6
Top Speed [km/h]	69.3	71.1	67.9	67.5
Avg. Dist. to Rail [m]	4.8	2.6	4.2	4.2
Avg. Stride Freq. [Hz]	2.6	2.6	2.5	2.5
Avg. Stride Length [m]	6.5	7.4	7.3	7.5



- [] Ranking at each section and finish
- :-:- No data available at this section
- NA No data available

Horse/Jockey Name	Zandari/Steph Tierney
Finish Rank	2
Fastest Section Time (Section)	0:10.48 (600-400)
Top Speed [km/h] (Section)	70.4 (600-400)
Race State	Finished



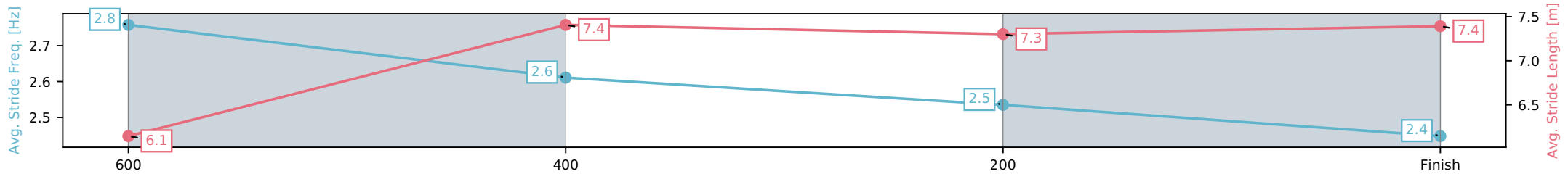
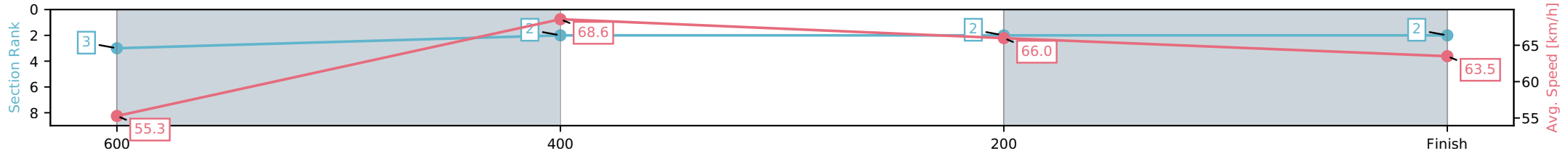
Ipswich QLD --Professional-2026-04-23
 Race 1: TAB QTIS Two-Year-Old Handicap - 800m

23 April 2026 - 1:09PM

Track Rating: Soft 5, Weather: Fine, Rail Position: +8m Entire Circuit



Section	L800	L600	L400	L200
Section Times	0:45.73 (0:13.01)	0:32.72 [2] (0:10.48)	0:22.24 [2] (0:10.93)	0:11.31 [2] (0:11.31)
Average Speed [km/h]	55.3	68.6	66.0	63.5
Top Speed [km/h]	69.3	70.4	67.3	66.9
Avg. Dist. to Rail [m]	3.4	0.7	0.3	1.8
Avg. Stride Freq. [Hz]	2.8	2.6	2.5	2.4
Avg. Stride Length [m]	6.1	7.4	7.3	7.4



[] Ranking at each section and finish
 -:-:- No data available at this section
 NA No data available

Horse/Jockey Name	Raging Raider/Ben Thompson
Finish Rank	3
Fastest Section Time (Section)	0:10.65 (600-400)
Top Speed [km/h] (Section)	69.7 (600-400)
Race State	Finished



Ipswich QLD --Professional-2026-04-23

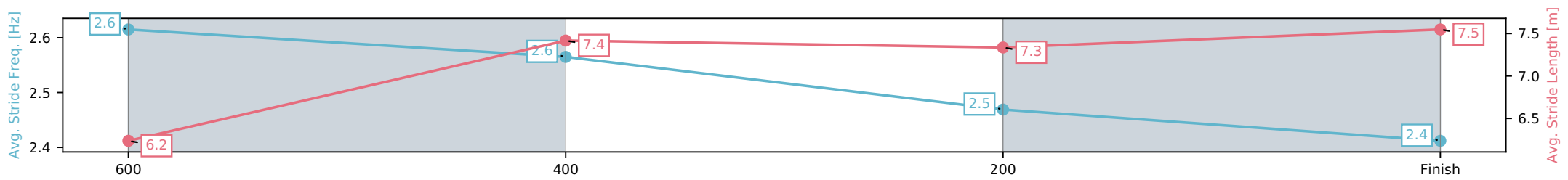
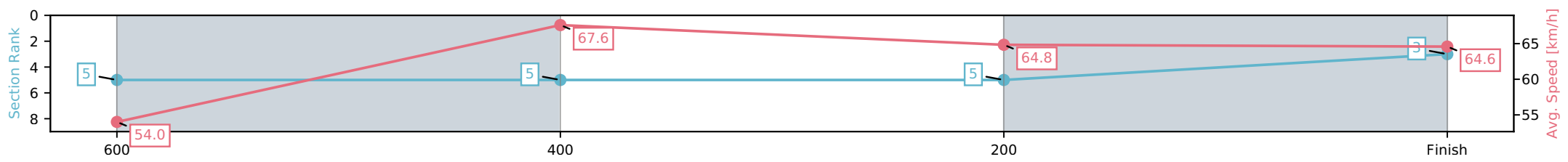
Race 1: TAB QTIS Two-Year-Old Handicap - 800m

23 April 2026 - 1:09PM

Track Rating: Soft 5, Weather: Fine, Rail Position: +8m Entire Circuit



Section	L800	L600	L400	L200
Section Times	0:46.27 (0:13.29)	0:32.98 [5] (0:10.65)	0:22.33 [5] (0:11.18)	0:11.15 [3] (0:11.15)
Average Speed [km/h]	54.0	67.6	64.8	64.6
Top Speed [km/h]	68.3	69.7	65.9	66.0
Avg. Dist. to Rail [m]	0.6	0.9	2.4	2.8
Avg. Stride Freq. [Hz]	2.6	2.6	2.5	2.4
Avg. Stride Length [m]	6.2	7.4	7.3	7.5



[] Ranking at each section and finish
 -:-:- No data available at this section
 NA No data available

Horse/Jockey Name	Ella's Legacy/Georgina Cartwright
Finish Rank	4
Fastest Section Time (Section)	0:10.66 (600-400)
Top Speed [km/h] (Section)	69.2 (600-400)
Race State	Finished



Ipswich QLD --Professional-2026-04-23

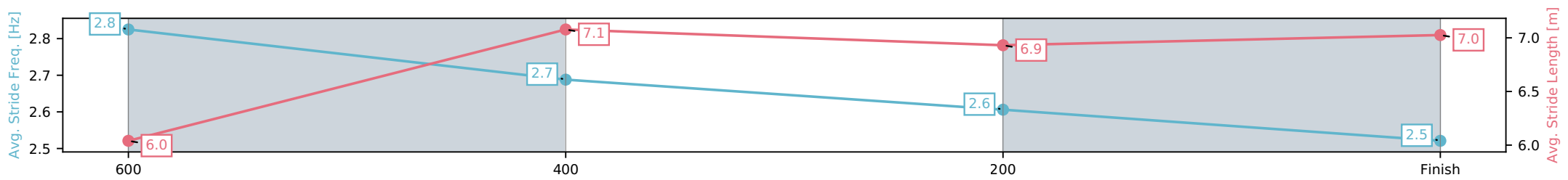
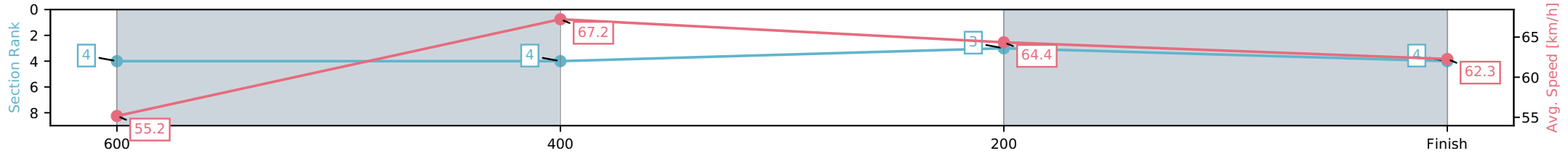
Race 1: TAB QTIS Two-Year-Old Handicap - 800m

23 April 2026 - 1:09PM

Track Rating: Soft 5, Weather: Fine, Rail Position: +8m Entire Circuit



Section	L800	L600	L400	L200
Section Times	0:46.63 (0:13.01)	0:33.62 [4] (0:10.66)	0:22.96 [3] (0:11.14)	0:11.83 [4] (0:11.83)
Average Speed [km/h]	55.2	67.2	64.4	62.3
Top Speed [km/h]	68.6	69.2	66.7	65.8
Avg. Dist. to Rail [m]	0.9	1.6	0.6	0.7
Avg. Stride Freq. [Hz]	2.8	2.7	2.6	2.5
Avg. Stride Length [m]	6.0	7.1	6.9	7.0



[] Ranking at each section and finish
 -:-:- No data available at this section
 NA No data available

Horse/Jockey Name	Pixie Lane/Mark Du Plessis
Finish Rank	5
Fastest Section Time (Section)	0:10.68 (600-400)
Top Speed [km/h] (Section)	70.0 (600-400)
Race State	Finished



Ipswich QLD --Professional-2026-04-23

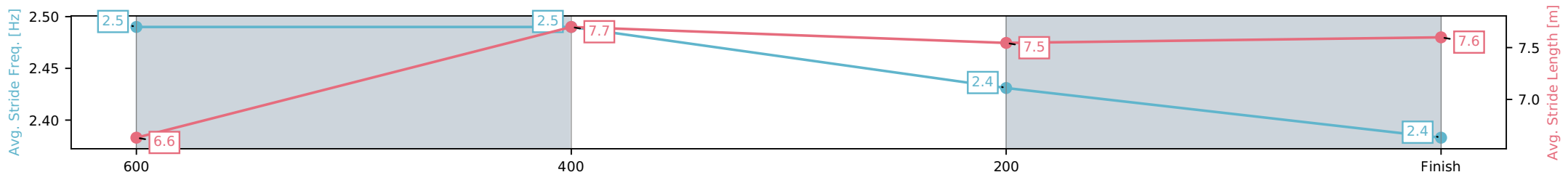

Race 1: TAB QTIS Two-Year-Old Handicap - 800m

23 April 2026 - 1:09PM

Track Rating: Soft 5, Weather: Fine, Rail Position: +8m Entire Circuit



Section	L800	L600	L400	L200
Section Times	0:46.72 (0:13.43)	0:33.29 [6] (0:10.68)	0:22.61 [6] (0:11.14)	0:11.47 [5] (0:11.47)
Average Speed [km/h]	53.5	67.8	65.4	63.4
Top Speed [km/h]	68.2	70.0	66.5	66.1
Avg. Dist. to Rail [m]	3.4	1.9	3.3	1.6
Avg. Stride Freq. [Hz]	2.5	2.5	2.4	2.4
Avg. Stride Length [m]	6.6	7.7	7.5	7.6



[] Ranking at each section and finish
 -:-:- No data available at this section
 NA No data available

Horse/Jockey Name	Profit In Paradise/Danny Peisley
Finish Rank	6
Fastest Section Time (Section)	0:10.62 (600-400)
Top Speed [km/h] (Section)	70.4 (600-400)
Race State	Finished



Ipswich QLD --Professional-2026-04-23

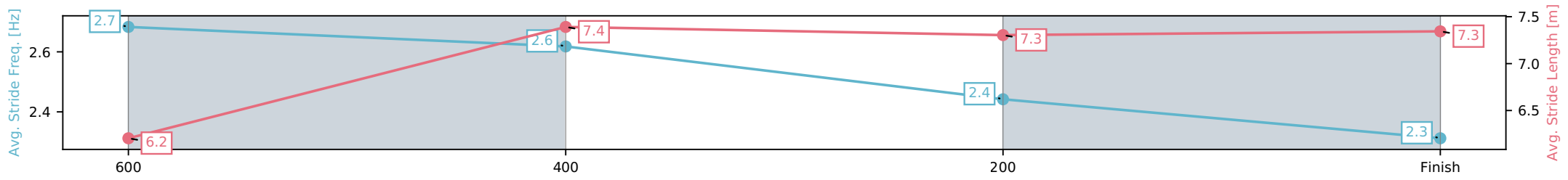
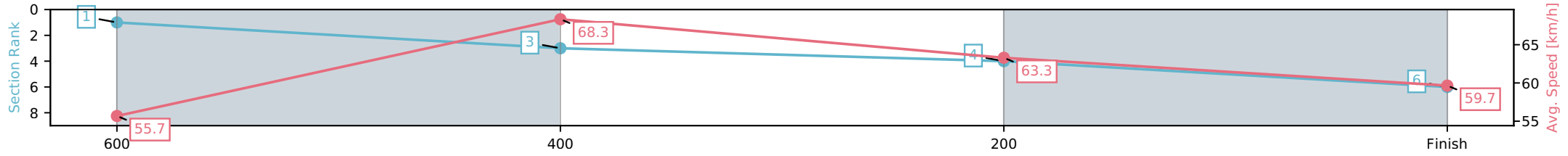
Race 1: TAB QTIS Two-Year-Old Handicap - 800m

23 April 2026 - 1:09PM

Track Rating: Soft 5, Weather: Fine, Rail Position: +8m Entire Circuit



Section	L800	L600	L400	L200
Section Times	0:47.04 (0:12.87)	0:34.17 [3] (0:10.62)	0:23.54 [4] (0:11.52)	0:12.03 [6] (0:12.03)
Average Speed [km/h]	55.7	68.3	63.3	59.7
Top Speed [km/h]	69.9	70.4	65.5	63.1
Avg. Dist. to Rail [m]	6.4	2.7	3.9	4.3
Avg. Stride Freq. [Hz]	2.7	2.6	2.4	2.3
Avg. Stride Length [m]	6.2	7.4	7.3	7.3



[] Ranking at each section and finish
 -:-:- No data available at this section
 NA No data available

Horse/Jockey Name	Sailing Solo/Cejay Graham
Finish Rank	7
Fastest Section Time (Section)	0:10.78 (600-400)
Top Speed [km/h] (Section)	69.8 (600-400)
Race State	Finished



Ipswich QLD --Professional-2026-04-23

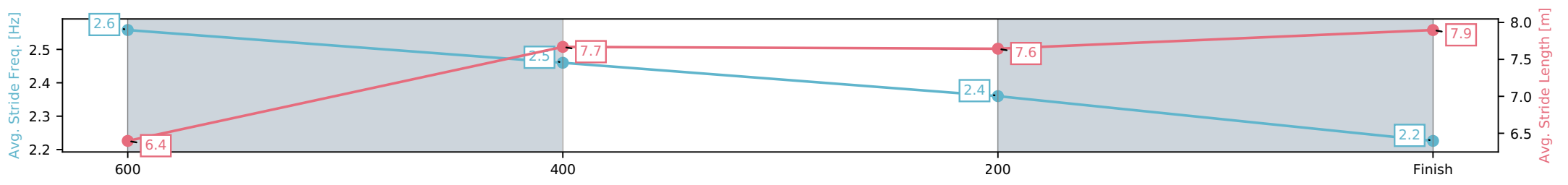
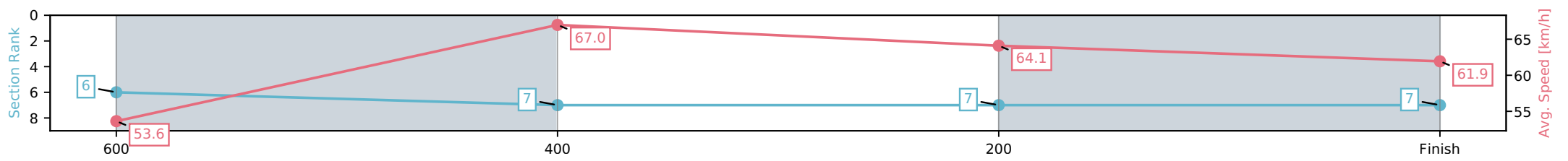
Race 1: TAB QTIS Two-Year-Old Handicap - 800m

23 April 2026 - 1:09PM

Track Rating: Soft 5, Weather: Fine, Rail Position: +8m Entire Circuit



Section	L800	L600	L400	L200
Section Times	0:47.14 (0:13.36)	0:33.78 [7] (0:10.78)	0:23.00 [7] (0:11.21)	0:11.80 [7] (0:11.80)
Average Speed [km/h]	53.6	67.0	64.1	61.9
Top Speed [km/h]	66.6	69.8	66.2	64.1
Avg. Dist. to Rail [m]	2.3	1.0	0.5	1.5
Avg. Stride Freq. [Hz]	2.6	2.5	2.4	2.2
Avg. Stride Length [m]	6.4	7.7	7.6	7.9



[] Ranking at each section and finish
 -:-:- No data available at this section
 NA No data available



Ipswich QLD
 Race 2: POCO VINO Maiden Plate - 1100m
 23 April 2026 - 1:44PM



Track Rating: Soft 5, Weather: Fine, Rail Position: +8m Entire Circuit

Field Times (Race Tempo) 1:04.35 0:56.26 0:45.19 0:34.12 0:22.68 0:11.45
 (0:08.10) (0:11.06) (0:11.07) (0:11.44) (0:11.23) (0:11.45)

Rank	TAB#	Horse	Overall Time	First 400m	Top Speed km/h (Section)	L1100	L1000	L800	L600	L400	L200		
	(BAR#)	Jockey	Margin (DT-W)	Last 600m	Fastest Section (Time)	Start - 1000	1000 - 800	800 - 600	600 - 400	400 - 200	200 - Finish		
1	8	Zoustrology	1:04.35	0:24.70	68.1 (1000-800)	1:04.35	0:56.00 [4]	0:45.18 [2]	0:34.04 [2]	0:22.67 [2]	0:11.45 [1]		
	(10)	Ben Thompson		0:34.03	1000-800 (0:10.82)	(0:08.35)	(0:10.82)	(0:11.14)	(0:11.36)	(0:11.22)	(0:11.45)		
2	6	Magic Invader	1:04.70	0:25.00	66.8 (1000-800)	1:04.70	0:56.43 [3]	0:45.33 [4]	0:34.14 [4]	0:22.97 [3]	0:11.56 [2]		
	(5)	Micheal Hellyer	2.1L (+7)	0:34.15	1000-800 (0:11.10)	(0:08.27)	(0:11.10)	(0:11.19)	(0:11.18)	(0:11.41)	(0:11.56)		
3	12	Verona Girl	1:05.06	0:25.11	65.8 (800-600)	1:05.06	0:56.71 [5]	0:45.48 [5]	0:34.28 [5]	0:23.04 [5]	0:11.60 [4]		
	(1)	Cejay Graham	4.2L (+7)	0:34.28	800-600 (0:11.20)	(0:08.35)	(0:11.23)	(0:11.20)	(0:11.23)	(0:11.45)	(0:11.60)		
4	5	Bear Oil	1:05.35	0:24.68	66.2 (1000-800)	1:05.35	0:57.21 [2]	0:46.19 [1]	0:35.12 [1]	0:23.68 [1]	0:12.09 [3]		
	(4)	Jett Newman	5.9L (+9)	0:35.12	1000-800 (0:11.02)	(0:08.14)	(0:11.02)	(0:11.07)	(0:11.44)	(0:11.59)	(0:12.09)		
5	3	Lope By Night	1:05.36	0:24.92	64.9 (800-600)	1:05.36	0:57.26 [1]	0:46.07 [3]	0:34.84 [3]	0:23.40 [4]	0:11.87 [5]		
	(2)	Olivia Kendal	5.9L (+4)	0:34.84	1000-800 (0:11.20)	(0:08.10)	(0:11.20)	(0:11.23)	(0:11.44)	(0:11.53)	(0:11.87)		
6	9	Dare To Love	1:05.71	0:25.84	64.7 (800-600)	1:05.71	0:57.11 [7]	0:45.53 [10]	0:34.24 [10]	0:22.84 [9]	0:11.42 [7]		
	(8)	Brandon Lerena	8.0L (+3)	0:34.24	800-600 (0:11.30)	(0:08.60)	(0:11.58)	(0:11.30)	(0:11.40)	(0:11.42)	(0:11.42)		
7	2	Husson's Treasure	1:06.23	0:25.73	65.7 (600-400)	1:06.23	0:57.63 [8]	0:46.18 [8]	0:34.90 [8]	0:23.45 [8]	0:11.58 [8]		
	(7)	Corey Sutherland	11.0L (+5)	0:34.90	800-600 (0:11.28)	(0:08.60)	(0:11.44)	(0:11.28)	(0:11.46)	(0:11.86)	(0:11.58)		
8	11	Goodonya Thelma	1:06.27	0:25.46	66.5 (1000-800)	1:06.27	0:57.61 [9]	0:46.44 [7]	0:35.20 [7]	0:23.88 [6]	0:12.19 [6]		
	(3)	Fred Larson	11.3L (+3)	0:35.20	1000-800 (0:11.17)	(0:08.66)	(0:11.17)	(0:11.24)	(0:11.32)	(0:11.69)	(0:12.19)		
9	7	Ole Ali	1:07.36	0:25.71	64.8 (800-600)	1:07.36	0:58.66 [10]	0:47.27 [9]	0:35.99 [9]	0:24.39 [10]	0:12.33 [10]		
	(6)	Jason Taylor	17.7L (+6)	0:36.00	800-600 (0:11.28)	(0:08.70)	(0:11.38)	(0:11.28)	(0:11.60)	(0:12.07)	(0:12.33)		
10	13	Bel Fire	1:07.99	0:25.41	65.0 (1000-800)	1:07.99	0:59.61 [6]	0:48.32 [6]	0:36.92 [6]	0:25.36 [7]	0:13.12 [9]		
	(9)	Wayne O'Connell	21.4L (+5)	0:36.93	1000-800 (0:11.30)	(0:08.38)	(0:11.30)	(0:11.40)	(0:11.57)	(0:12.24)	(0:13.12)		

Scratched: Gram (#1), Lucky Man (#4), Demes Girl (#10)

Report Created: Thu 23 April 2026

(Note: Races are conducted over an approximate distance as close as possible to the advertised distance, and recorded data may vary accordingly. Official times refer to race times only and do not include handicap times.)

[] Position in running at each section and finish TAB# Saddle cloth number

-:--:-- No data available at this section

NA No data available

DNT Did not track

BAR# Barrier/Gate Position

DNF Did not finish

DT-W Distance travelled compared to winner in metres

Fastest split

Fastest section

Horse/Jockey Name	Zoustrlogy/Ben Thompson
Finish Rank	1
Fastest Section Time (Section)	0:10.82 (1000-800)
Top Speed [km/h] (Section)	68.1 (1000-800)
Race State	Finished



Ipswich QLD --Professional-2026-04-23

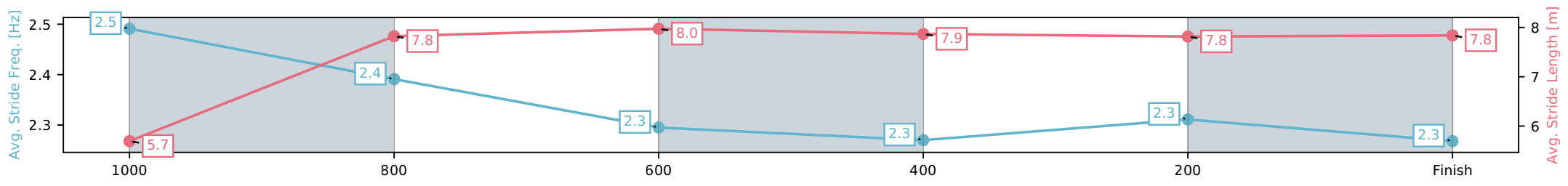
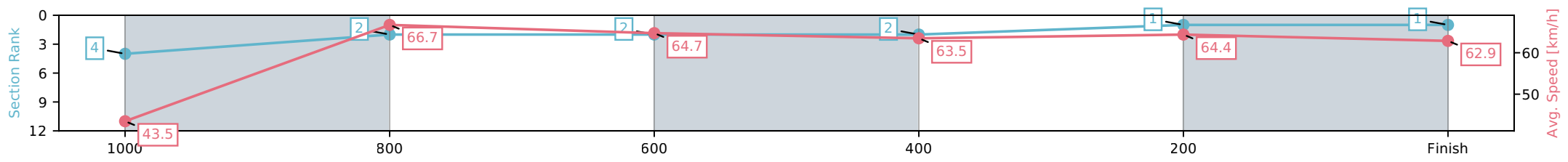
Race 2: POCO VINO Maiden Plate - 1100m

23 April 2026 - 1:44PM

Track Rating: Soft 5, Weather: Fine, Rail Position: +8m Entire Circuit



Section	L1100	L1000	L800	L600	L400	L200
Section Times	1:04.35 (0:08.35)	0:56.00 [2] (0:10.82)	0:45.18 [2] (0:11.14)	0:34.04 [2] (0:11.36)	0:22.67 [1] (0:11.22)	0:11.45 [1] (0:11.45)
Average Speed [km/h]	43.5	66.7	64.7	63.5	64.4	62.9
Top Speed [km/h]	64.5	68.1	65.5	64.5	65.1	64.6
Avg. Dist. to Rail [m]	8.2	2.2	0.4	0.6	0.9	0.5
Avg. Stride Freq. [Hz]	2.5	2.4	2.3	2.3	2.3	2.3
Avg. Stride Length [m]	5.7	7.8	8.0	7.9	7.8	7.8



[] Ranking at each section and finish
 -:-:- No data available at this section
 NA No data available

Horse/Jockey Name	Magic Invader/Micheal Hellyer
Finish Rank	2
Fastest Section Time (Section)	0:11.10 (1000-800)
Top Speed [km/h] (Section)	66.8 (1000-800)
Race State	Finished



Ipswich QLD --Professional-2026-04-23

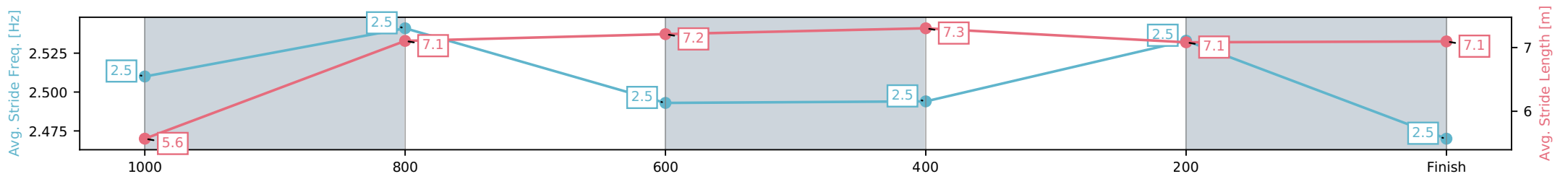
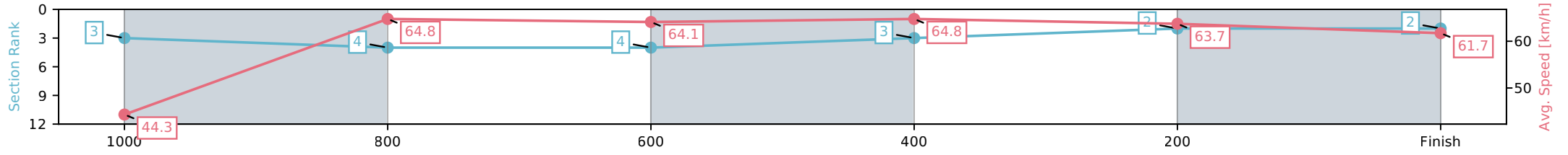
Race 2: POCO VINO Maiden Plate - 1100m

23 April 2026 - 1:44PM

Track Rating: Soft 5, Weather: Fine, Rail Position: +8m Entire Circuit



Section	L1100	L1000	L800	L600	L400	L200
Section Times	1:04.70 (0:08.27)	0:56.43 [4] (0:11.10)	0:45.33 [4] (0:11.19)	0:34.14 [3] (0:11.18)	0:22.97 [2] (0:11.41)	0:11.56 [2] (0:11.56)
Average Speed [km/h]	44.3	64.8	64.1	64.8	63.7	61.7
Top Speed [km/h]	60.8	66.8	66.3	66.4	65.4	64.6
Avg. Dist. to Rail [m]	3.1	0.7	0.9	1.4	2.7	2.0
Avg. Stride Freq. [Hz]	2.5	2.5	2.5	2.5	2.5	2.5
Avg. Stride Length [m]	5.6	7.1	7.2	7.3	7.1	7.1



[] Ranking at each section and finish
 -:-:- No data available at this section
 NA No data available

Horse/Jockey Name	Verona Girl/Cejay Graham
Finish Rank	3
Fastest Section Time (Section)	0:11.20 (800-600)
Top Speed [km/h] (Section)	65.8 (800-600)
Race State	Finished



Ipswich QLD --Professional-2026-04-23

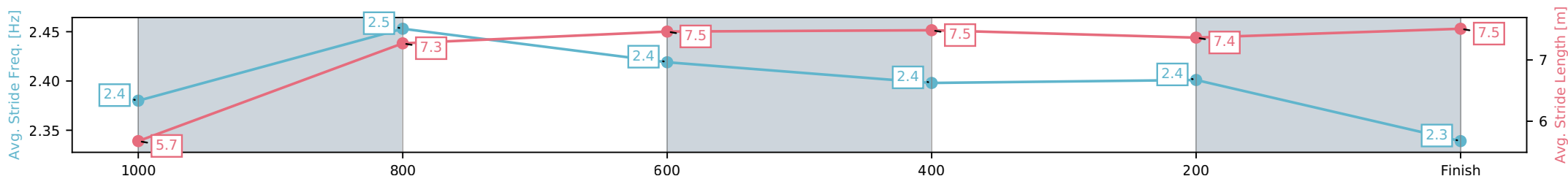
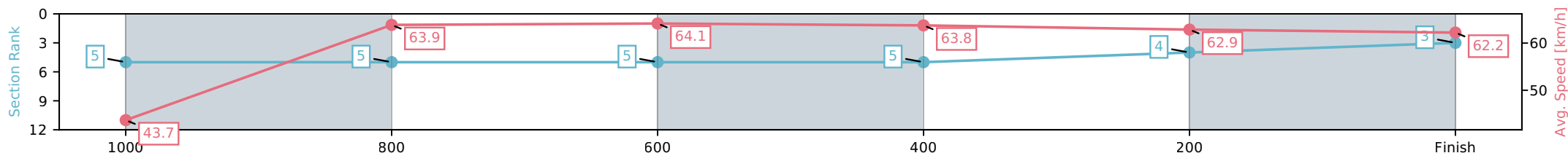
Race 2: POCO VINO Maiden Plate - 1100m

23 April 2026 - 1:44PM

Track Rating: Soft 5, Weather: Fine, Rail Position: +8m Entire Circuit



Section	L1100	L1000	L800	L600	L400	L200
Section Times	1:05.06 (0:08.35)	0:56.71 [5] (0:11.23)	0:45.48 [5] (0:11.20)	0:34.28 [5] (0:11.23)	0:23.04 [4] (0:11.45)	0:11.60 [3] (0:11.60)
Average Speed [km/h]	43.7	63.9	64.1	63.8	62.9	62.2
Top Speed [km/h]	61.0	64.7	65.8	65.3	64.0	63.6
Avg. Dist. to Rail [m]	0.2	1.2	0.8	1.0	1.7	2.8
Avg. Stride Freq. [Hz]	2.4	2.5	2.4	2.4	2.4	2.3
Avg. Stride Length [m]	5.7	7.3	7.5	7.5	7.4	7.5



- [] Ranking at each section and finish
- :-:- No data available at this section
- NA No data available

Horse/Jockey Name	Bear Oil/Jett Newman
Finish Rank	4
Fastest Section Time (Section)	0:11.02 (1000-800)
Top Speed [km/h] (Section)	66.2 (1000-800)
Race State	Finished



Ipswich QLD --Professional-2026-04-23

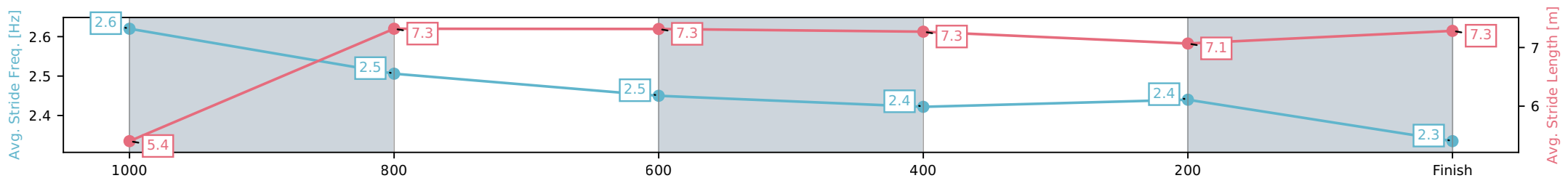
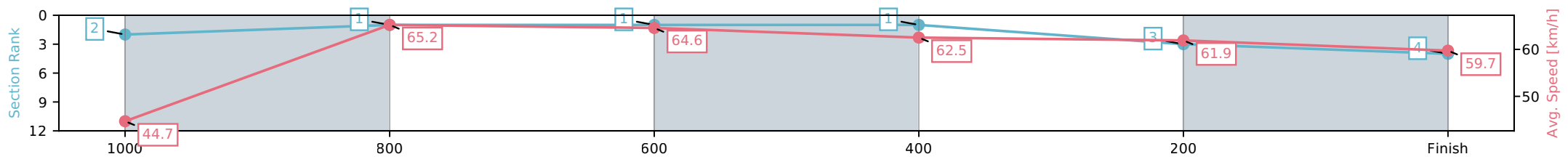
Race 2: POCO VINO Maiden Plate - 1100m

23 April 2026 - 1:44PM

Track Rating: Soft 5, Weather: Fine, Rail Position: +8m Entire Circuit



Section	L1100	L1000	L800	L600	L400	L200
Section Times	1:05.35 (0:08.14)	0:57.21 [1] (0:11.02)	0:46.19 [1] (0:11.07)	0:35.12 [1] (0:11.44)	0:23.68 [3] (0:11.59)	0:12.09 [4] (0:12.09)
Average Speed [km/h]	44.7	65.2	64.6	62.5	61.9	59.7
Top Speed [km/h]	63.7	66.2	65.1	63.8	63.1	61.9
Avg. Dist. to Rail [m]	2.4	1.0	1.6	1.9	0.5	1.4
Avg. Stride Freq. [Hz]	2.6	2.5	2.5	2.4	2.4	2.3
Avg. Stride Length [m]	5.4	7.3	7.3	7.3	7.1	7.3



[] Ranking at each section and finish
 -:-:- No data available at this section
 NA No data available

Horse/Jockey Name	Lope By Night/Olivia Kendal
Finish Rank	5
Fastest Section Time (Section)	0:11.20 (1000-800)
Top Speed [km/h] (Section)	64.9 (800-600)
Race State	Finished



Ipswich QLD --Professional-2026-04-23

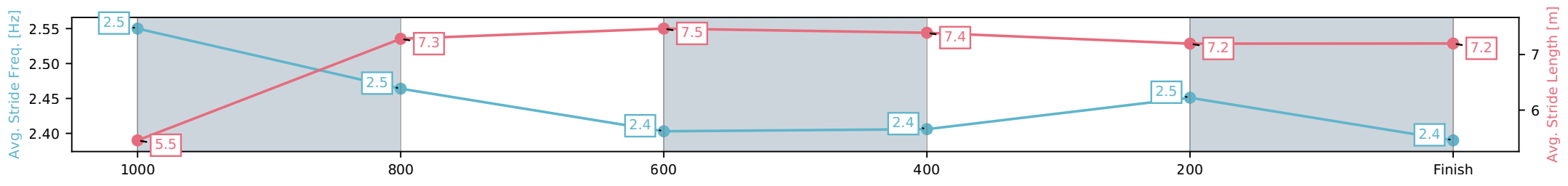
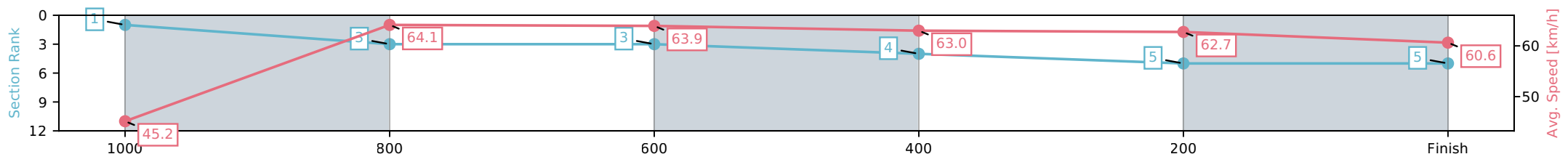
Race 2: POCO VINO Maiden Plate - 1100m

23 April 2026 - 1:44PM

Track Rating: Soft 5, Weather: Fine, Rail Position: +8m Entire Circuit



Section	L1100	L1000	L800	L600	L400	L200
Section Times	1:05.36 (0:08.10)	0:57.26 [3] (0:11.20)	0:46.07 [3] (0:11.23)	0:34.84 [4] (0:11.44)	0:23.40 [5] (0:11.53)	0:11.87 [5] (0:11.87)
Average Speed [km/h]	45.2	64.1	63.9	63.0	62.7	60.6
Top Speed [km/h]	62.7	64.8	64.9	64.2	64.0	62.6
Avg. Dist. to Rail [m]	1.4	1.0	0.5	0.5	1.7	1.0
Avg. Stride Freq. [Hz]	2.5	2.5	2.4	2.4	2.5	2.4
Avg. Stride Length [m]	5.5	7.3	7.5	7.4	7.2	7.2



[] Ranking at each section and finish
 -:-:- No data available at this section
 NA No data available

Horse/Jockey Name	Dare To Love/Brandon Lerena
Finish Rank	6
Fastest Section Time (Section)	0:11.30 (800-600)
Top Speed [km/h] (Section)	64.7 (800-600)
Race State	Finished



Ipswich QLD --Professional-2026-04-23

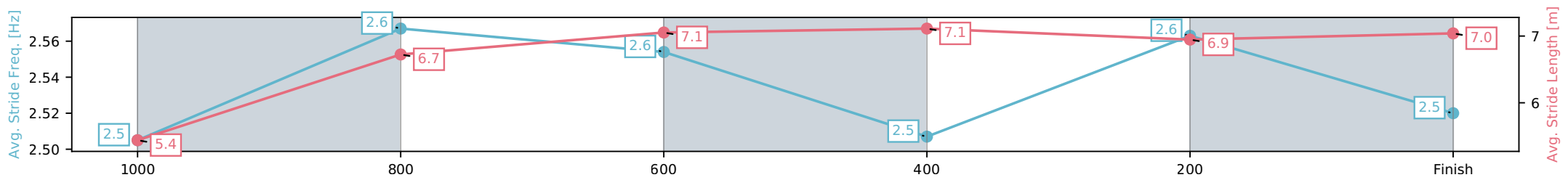
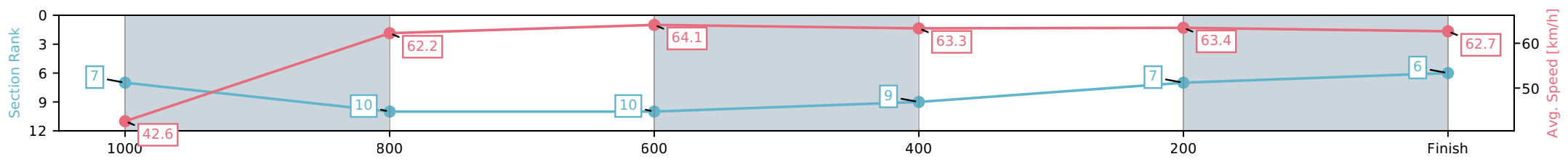
Race 2: POCO VINO Maiden Plate - 1100m

23 April 2026 - 1:44PM

Track Rating: Soft 5, Weather: Fine, Rail Position: +8m Entire Circuit



Section	L1100	L1000	L800	L600	L400	L200
Section Times	1:05.71 (0:08.60)	0:57.11 [10] (0:11.58)	0:45.53 [10] (0:11.30)	0:34.24 [9] (0:11.40)	0:22.84 [7] (0:11.42)	0:11.42 [6] (0:11.42)
Average Speed [km/h]	42.6	62.2	64.1	63.3	63.4	62.7
Top Speed [km/h]	58.5	64.2	64.7	64.0	64.3	63.8
Avg. Dist. to Rail [m]	5.5	0.9	1.5	0.7	2.2	3.9
Avg. Stride Freq. [Hz]	2.5	2.6	2.6	2.5	2.6	2.5
Avg. Stride Length [m]	5.4	6.7	7.1	7.1	6.9	7.0



[] Ranking at each section and finish
 -:-:- No data available at this section
 NA No data available

Horse/Jockey Name	Husson's Treasure/Corey Sutherland
Finish Rank	7
Fastest Section Time (Section)	0:11.28 (800-600)
Top Speed [km/h] (Section)	65.7 (600-400)
Race State	Finished



Ipswich QLD --Professional-2026-04-23

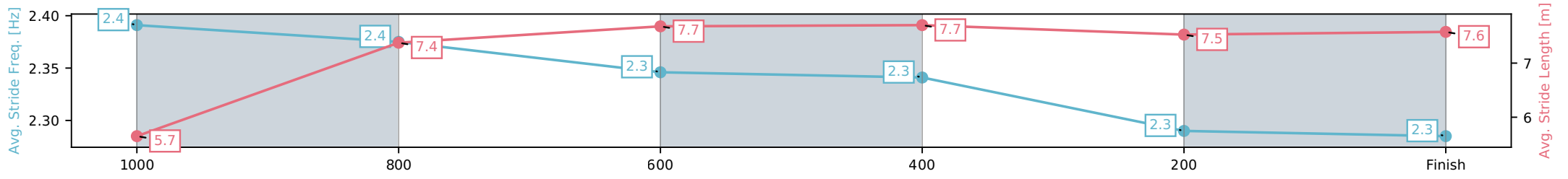
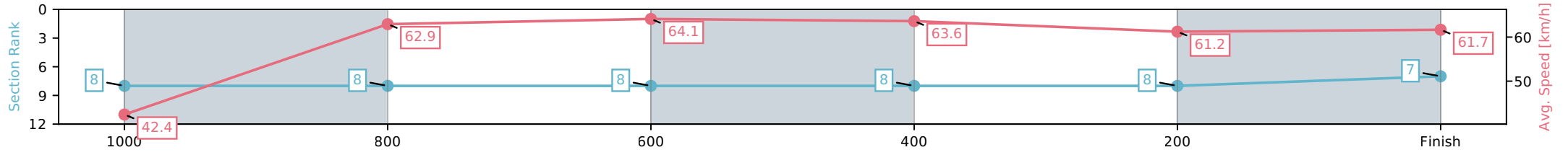
Race 2: POCO VINO Maiden Plate - 1100m

23 April 2026 - 1:44PM

Track Rating: Soft 5, Weather: Fine, Rail Position: +8m Entire Circuit



Section	L1100	L1000	L800	L600	L400	L200
Section Times	1:06.23 (0:08.60)	0:57.63 [8] (0:11.44)	0:46.18 [8] (0:11.28)	0:34.90 [8] (0:11.46)	0:23.45 [8] (0:11.86)	0:11.58 [7] (0:11.58)
Average Speed [km/h]	42.4	62.9	64.1	63.6	61.2	61.7
Top Speed [km/h]	60.8	64.5	64.9	65.7	61.9	62.8
Avg. Dist. to Rail [m]	4.5	0.4	1.1	3.0	2.8	2.9
Avg. Stride Freq. [Hz]	2.4	2.4	2.3	2.3	2.3	2.3
Avg. Stride Length [m]	5.7	7.4	7.7	7.7	7.5	7.6



[] Ranking at each section and finish
 -:-:- No data available at this section
 NA No data available

Horse/Jockey Name	Goodonya Thelma/Fred Larson
Finish Rank	8
Fastest Section Time (Section)	0:11.17 (1000-800)
Top Speed [km/h] (Section)	66.5 (1000-800)
Race State	Finished



Ipswich QLD --Professional-2026-04-23

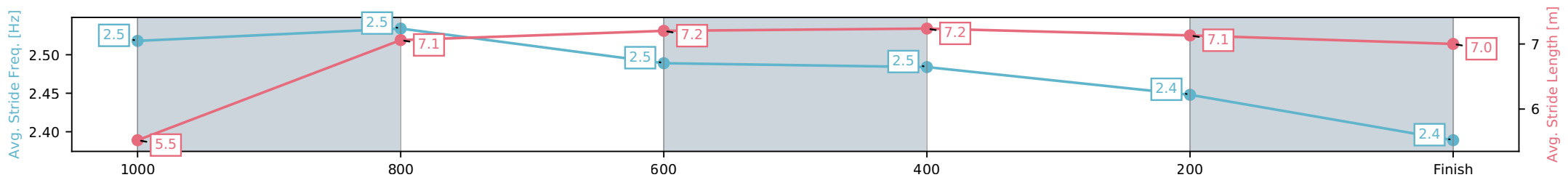
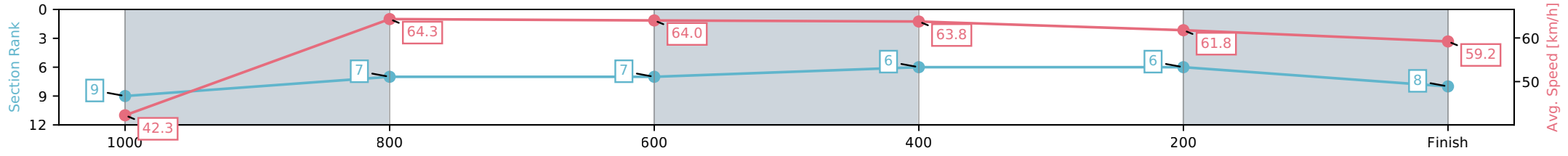
Race 2: POCO VINO Maiden Plate - 1100m

23 April 2026 - 1:44PM

Track Rating: Soft 5, Weather: Fine, Rail Position: +8m Entire Circuit



Section	L1100	L1000	L800	L600	L400	L200
Section Times	1:06.27 (0:08.66)	0:57.61 [7] (0:11.17)	0:46.44 [7] (0:11.24)	0:35.20 [6] (0:11.32)	0:23.88 [6] (0:11.69)	0:12.19 [8] (0:12.19)
Average Speed [km/h]	42.3	64.3	64.0	63.8	61.8	59.2
Top Speed [km/h]	60.4	66.5	64.8	64.5	63.5	60.6
Avg. Dist. to Rail [m]	0.7	0.9	0.3	0.6	0.6	0.5
Avg. Stride Freq. [Hz]	2.5	2.5	2.5	2.5	2.4	2.4
Avg. Stride Length [m]	5.5	7.1	7.2	7.2	7.1	7.0



[] Ranking at each section and finish
 -:-:- No data available at this section
 NA No data available

Horse/Jockey Name	Ole Ali/Jason Taylor
Finish Rank	9
Fastest Section Time (Section)	0:11.28 (800-600)
Top Speed [km/h] (Section)	64.8 (800-600)
Race State	Finished



Ipswich QLD --Professional-2026-04-23

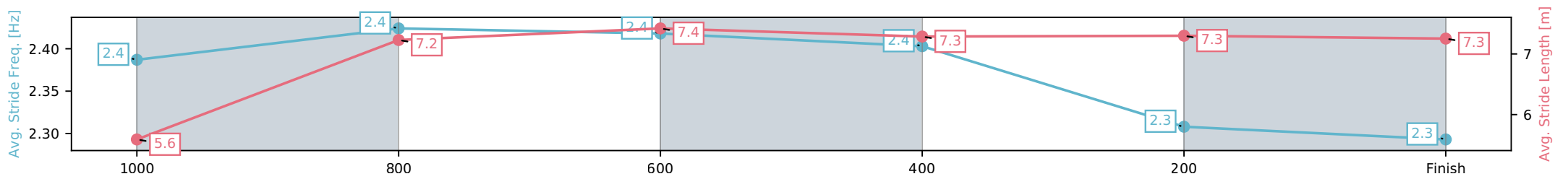
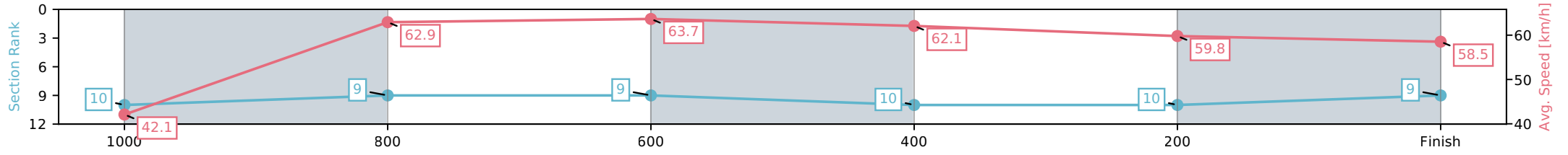
Race 2: POCO VINO Maiden Plate - 1100m

23 April 2026 - 1:44PM

Track Rating: Soft 5, Weather: Fine, Rail Position: +8m Entire Circuit



Section	L1100	L1000	L800	L600	L400	L200
Section Times	1:07.36 (0:08.70)	0:58.66 [9] (0:11.38)	0:47.27 [9] (0:11.28)	0:35.99 [10] (0:11.60)	0:24.39 [10] (0:12.07)	0:12.33 [9] (0:12.33)
Average Speed [km/h]	42.1	62.9	63.7	62.1	59.8	58.5
Top Speed [km/h]	59.1	64.0	64.8	64.6	60.9	61.0
Avg. Dist. to Rail [m]	2.7	1.4	0.4	0.3	1.1	0.7
Avg. Stride Freq. [Hz]	2.4	2.4	2.4	2.4	2.3	2.3
Avg. Stride Length [m]	5.6	7.2	7.4	7.3	7.3	7.3



[] Ranking at each section and finish
 -:-:- No data available at this section
 NA No data available

Horse/Jockey Name	Bel Fire/Wayne O'Connell
Finish Rank	10
Fastest Section Time (Section)	0:11.30 (1000-800)
Top Speed [km/h] (Section)	65.0 (1000-800)
Race State	Finished



Ipswich QLD --Professional-2026-04-23

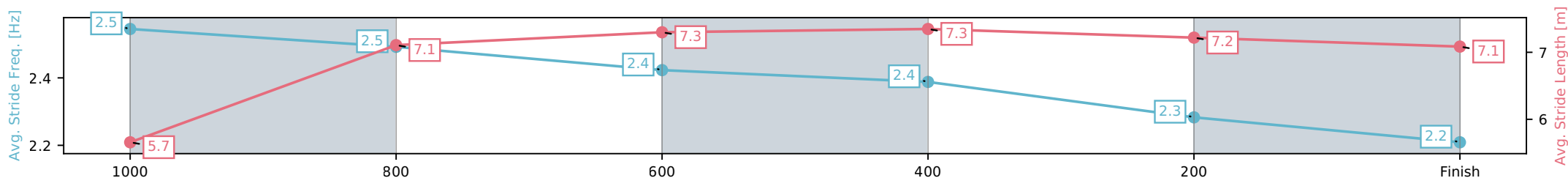
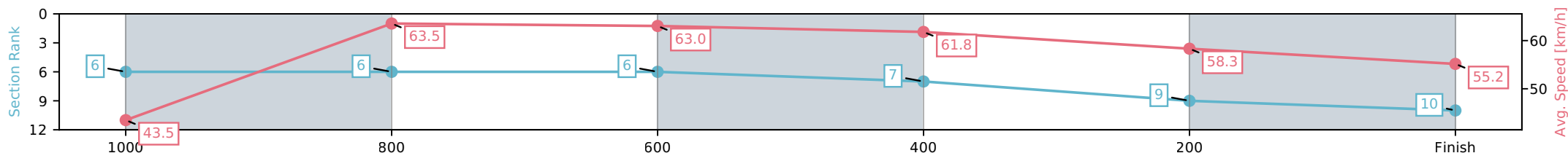
Race 2: POCO VINO Maiden Plate - 1100m

23 April 2026 - 1:44PM

Track Rating: Soft 5, Weather: Fine, Rail Position: +8m Entire Circuit



Section	L1100	L1000	L800	L600	L400	L200
Section Times	1:07.99 (0:08.38)	0:59.61 [6] (0:11.30)	0:48.32 [6] (0:11.40)	0:36.92 [7] (0:11.57)	0:25.36 [9] (0:12.24)	0:13.12 [10] (0:13.12)
Average Speed [km/h]	43.5	63.5	63.0	61.8	58.3	55.2
Top Speed [km/h]	60.8	65.0	64.3	64.1	60.1	58.2
Avg. Dist. to Rail [m]	7.2	1.6	0.6	1.6	1.9	2.6
Avg. Stride Freq. [Hz]	2.5	2.5	2.4	2.4	2.3	2.2
Avg. Stride Length [m]	5.7	7.1	7.3	7.3	7.2	7.1



- [] Ranking at each section and finish
- :-:- No data available at this section
- NA No data available



Ipswich QLD

Race 3: GREAT NORTHERN QTIS Three-Year-Old BENCHMARK 65 Handicap - 1700m

23 April 2026 - 2:19PM

Track Rating: Soft 5, Weather: Fine, Rail Position: +8m Entire Circuit



Field Times (Race Tempo) 1:45.53 (0:08.45) 1:37.08 (0:11.60) 1:25.48 (0:12.23) 1:13.25 (0:13.03) 1:00.22 (0:12.97) 0:47.25 (0:12.44) 0:34.81 (0:11.77) 0:23.04 (0:11.42)

Rank	TAB#	Horse	Overall Time	First 400m	Top Speed km/h (Section)	L1700	L1600	L1400	L1200	L1000	L800	L600	L400
	(BAR#)	Jockey	Margin (DT-W)	Last 600m	Fastest Section (Time)	Start - 1600	1600 - 1400	1400 - 1200	1200 - 1000	1000 - 800	800 - 600	600 - 400	400 - 200
1	6	Inquicktime	1:45.53	0:26.26	63.9 (200-0)	1:45.53	1:36.87 [3]	1:25.24 [3]	1:13.12 [2]	1:00.03 [2]	0:47.04 [2]	0:34.64 [2]	0:22.98 [2]
	(6)	Taylor Marshall		0:34.63	400-200 (0:11.42)	(0:08.66)	(0:11.63)	(0:12.13)	(0:13.09)	(0:12.98)	(0:12.41)	(0:11.65)	(0:11.42)
2	7	Madame Cody	1:45.66	0:26.06	63.9 (400-200)	1:45.66	1:37.21 [1]	1:25.61 [1]	1:13.38 [1]	1:00.35 [1]	0:47.38 [1]	0:34.94 [1]	0:23.17 [1]
	(4)	Sean Cormack	0.7L (-2)	0:34.94	400-200 (0:11.42)	(0:08.45)	(0:11.60)	(0:12.23)	(0:13.03)	(0:12.97)	(0:12.44)	(0:11.77)	(0:11.42)
3	1	Contingency	1:45.67	0:26.60	63.7 (200-0)	1:45.67	1:36.84 [5]	1:25.07 [4]	1:12.92 [4]	0:59.86 [4]	0:46.93 [4]	0:34.62 [4]	0:23.04 [3]
	(3)	Boris Thornton	0.8L (-3)	0:34.62	400-200 (0:11.50)	(0:08.83)	(0:11.77)	(0:12.14)	(0:13.06)	(0:12.94)	(0:12.31)	(0:11.58)	(0:11.50)
4	4	Clive's Glory	1:45.94	0:26.28	63.0 (200-0)	1:45.94	1:37.48 [2]	1:25.76 [2]	1:13.36 [3]	1:00.32 [3]	0:47.35 [3]	0:34.94 [3]	0:23.17 [4]
	(1)	Cejay Graham	2.4L (-2)	0:34.94	400-200 (0:11.54)	(0:08.46)	(0:11.72)	(0:12.40)	(0:13.04)	(0:12.97)	(0:12.41)	(0:11.77)	(0:11.54)
5	2	Kozak Prince	1:46.02	0:26.91	64.7 (400-200)	1:46.02	1:36.96 [7]	1:25.10 [6]	1:13.03 [6]	0:59.97 [6]	0:46.97 [6]	0:34.73 [5]	0:23.19 [5]
	(8)	Jake Bayliss	2.9L (+0)	0:34.72	400-200 (0:11.40)	(0:09.06)	(0:11.86)	(0:12.07)	(0:13.06)	(0:13.00)	(0:12.24)	(0:11.54)	(0:11.40)
6	3	Lonesome Soul	1:46.05	0:27.26	64.8 (400-200)	1:46.05	1:37.04 [6]	1:24.86 [7]	1:12.70 [7]	0:59.74 [8]	0:46.68 [8]	0:34.53 [7]	0:22.95 [7]
	(7)	Emily Lang	3.1L (-1)	0:34.53	400-200 (0:11.38)	(0:09.01)	(0:12.18)	(0:12.16)	(0:12.96)	(0:13.06)	(0:12.16)	(0:11.58)	(0:11.38)
7	5	Whata Sort	1:46.10	0:26.76	64.2 (400-200)	1:46.10	1:37.30 [4]	1:25.34 [5]	1:13.19 [5]	1:00.19 [5]	0:47.13 [5]	0:34.77 [6]	0:23.01 [6]
	(2)	Damien Thornton	3.3L (+0)	0:34.77	400-200 (0:11.39)	(0:08.80)	(0:11.96)	(0:12.15)	(0:13.00)	(0:13.05)	(0:12.36)	(0:11.76)	(0:11.39)
8	9	Flying Phoenix	1:46.29	0:27.41	64.4 (400-200)	1:46.29	1:37.10 [8]	1:24.86 [8]	1:12.90 [8]	1:00.10 [7]	0:47.02 [7]	0:34.72 [8]	0:23.02 [8]
	(5)	Fred Larson	4.4L (-1)	0:34.72	400-200 (0:11.36)	(0:09.19)	(0:12.24)	(0:11.96)	(0:12.80)	(0:13.07)	(0:12.30)	(0:11.70)	(0:11.36)

Scratched: Prestige Ice (#8), Oval Office (#10)

Report Created: Thu 23 April 2026

(Note: Races are conducted over an approximate distance as close as possible to the advertised distance, and recorded data may vary accordingly. Official times refer to race times only and do not include handicap times.)

[] Position in running at each section and finish TAB# Saddle cloth number

Fastest split

-:--:-- No data available at this section

BAR# Barrier/Gate Position

Fastest section

NA No data available

DNF Did not finish

DNT Did not track

DT-W Distance travelled compared to winner in metres



Ipswich QLD

Race 3: GREAT NORTHERN QTIS Three-Year-Old BENCHMARK 65 Handicap - 1700m

23 April 2026 - 2:19PM

Track Rating: Soft 5, Weather: Fine, Rail Position: +8m Entire Circuit



Field Times 0:11.62
(Race Tempo) (0:11.62)

Rank	TAB#	Horse	Overall Time	First 400m	Top Speed km/h (Section)	L200									
	(BAR#)	Jockey	Margin (DT-W)	Last 600m	Fastest Section (Time)	200 - Finish									
1	6	Inquicktime	1:45.53	0:26.26	63.9 (200-0)	0:11.56 [2]									
	(6)	Taylor Marshall		0:34.63	400-200 (0:11.42)	(0:11.56)									
2	7	Madame Cody	1:45.66	0:26.06	63.9 (400-200)	0:11.75 [1]									
	(4)	Sean Cormack	0.7L (-2)	0:34.94	400-200 (0:11.42)	(0:11.75)									
3	1	Contingency	1:45.67	0:26.60	63.7 (200-0)	0:11.54 [3]									
	(3)	Boris Thornton	0.8L (-3)	0:34.62	400-200 (0:11.50)	(0:11.54)									
4	4	Clive's Glory	1:45.94	0:26.28	63.0 (200-0)	0:11.63 [5]									
	(1)	Cejay Graham	2.4L (-2)	0:34.94	400-200 (0:11.54)	(0:11.63)									
5	2	Kozak Prince	1:46.02	0:26.91	64.7 (400-200)	0:11.78 [4]									
	(8)	Jake Bayliss	2.9L (+0)	0:34.72	400-200 (0:11.40)	(0:11.78)									
6	3	Lonesome Soul	1:46.05	0:27.26	64.8 (400-200)	0:11.57 [6]									
	(7)	Emily Lang	3.1L (-1)	0:34.53	400-200 (0:11.38)	(0:11.57)									
7	5	Whata Sort	1:46.10	0:26.76	64.2 (400-200)	0:11.62 [7]									
	(2)	Damien Thornton	3.3L (+0)	0:34.77	400-200 (0:11.39)	(0:11.62)									
8	9	Flying Phoenix	1:46.29	0:27.41	64.4 (400-200)	0:11.66 [8]									
	(5)	Fred Larson	4.4L (-1)	0:34.72	400-200 (0:11.36)	(0:11.66)									

Scratched: Prestige Ice (#8), Oval Office (#10)

Report Created: Thu 23 April 2026

(Note: Races are conducted over an approximate distance as close as possible to the advertised distance, and recorded data may vary accordingly. Official times refer to race times only and do not include handicap times.)

[] Position in running at each section and finish TAB# Saddle cloth number

Fastest split

-:--:-- No data available at this section

BAR# Barrier/Gate Position

Fastest section

NA No data available

DNF Did not finish

DNT Did not track

DT-W Distance travelled compared to winner in metres

Horse/Jockey Name	Inquiktime/Taylor Marshall
Finish Rank	1
Fastest Section Time (Section)	0:11.42 (400-200)
Top Speed [km/h] (Section)	63.9 (200-0)
Race State	Finished



Ipswich QLD --Professional-2026-04-23

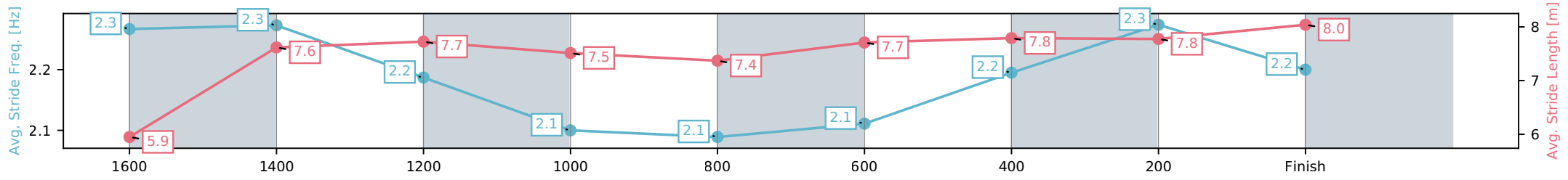
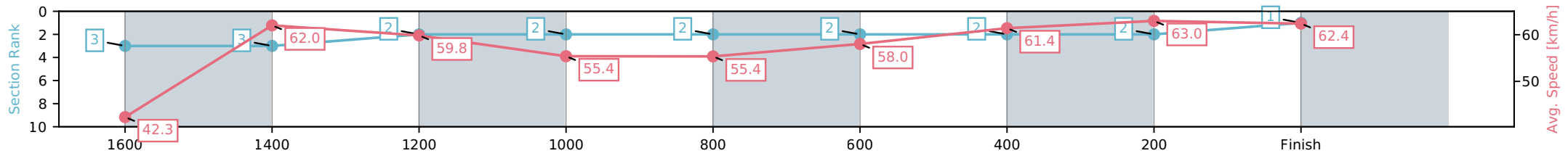
Race 3: GREAT NORTHERN QTIS Three-Year-Old BENCHMARK 65 Handicap - 1700m

23 April 2026 - 2:19PM

Track Rating: Soft 5, Weather: Fine, Rail Position: +8m Entire Circuit



Section	L1700	L1600	L1400	L1200	L1000	L800	L600	L400	L200
Section Times	1:45.53 (0:08.66)	1:36.87 [3] (0:11.63)	1:25.24 [2] (0:12.13)	1:13.12 [2] (0:13.09)	1:00.03 [2] (0:12.98)	0:47.04 [2] (0:12.41)	0:34.64 [2] (0:11.65)	0:22.98 [2] (0:11.42)	0:11.56 [1] (0:11.56)
Average Speed [km/h]	42.3	62.0	59.8	55.4	55.4	58.0	61.4	63.0	62.4
Top Speed [km/h]	60.0	63.9	61.5	57.0	57.5	59.4	63.6	63.7	63.9
Avg. Dist. to Rail [m]	7.5	3.1	1.9	1.6	0.4	0.3	1.4	1.1	2.3
Avg. Stride Freq. [Hz]	2.3	2.3	2.2	2.1	2.1	2.1	2.2	2.3	2.2
Avg. Stride Length [m]	5.9	7.6	7.7	7.5	7.4	7.7	7.8	7.8	8.0



[] Ranking at each section and finish
 -:-:- No data available at this section
 NA No data available

Horse/Jockey Name	Madame Cody/Sean Cormack
Finish Rank	2
Fastest Section Time (Section)	0:11.42 (400-200)
Top Speed [km/h] (Section)	63.9 (400-200)
Race State	Finished



Ipswich QLD --Professional-2026-04-23

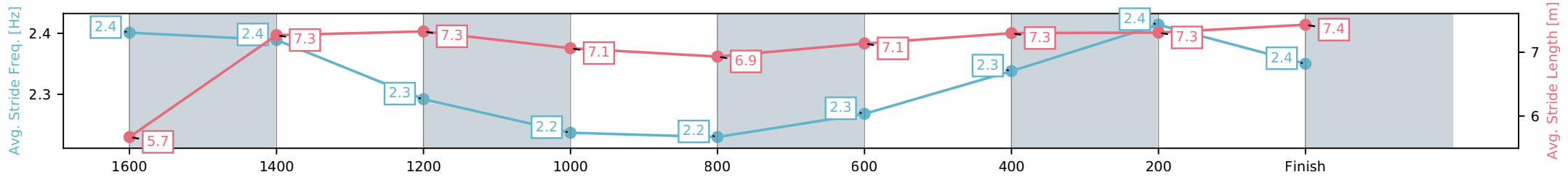
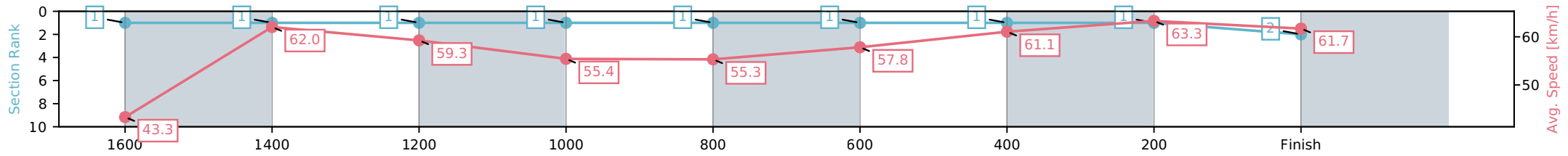
Race 3: GREAT NORTHERN QTIS Three-Year-Old
BENCHMARK 65 Handicap - 1700m

23 April 2026 - 2:19PM



Track Rating: Soft 5, Weather: Fine, Rail Position: +8m Entire Circuit

Section	L1700	L1600	L1400	L1200	L1000	L800	L600	L400	L200
Section Times	1:45.66 (0:08.45)	1:37.21 [1] (0:11.60)	1:25.61 [1] (0:12.23)	1:13.38 [1] (0:13.03)	1:00.35 [1] (0:12.97)	0:47.38 [1] (0:12.44)	0:34.94 [1] (0:11.77)	0:23.17 [1] (0:11.42)	0:11.75 [2] (0:11.75)
Average Speed [km/h]	43.3	62.0	59.3	55.4	55.3	57.8	61.1	63.3	61.7
Top Speed [km/h]	58.6	62.9	61.3	57.1	56.8	59.3	62.2	63.9	63.5
Avg. Dist. to Rail [m]	5.4	2.2	1.3	0.9	1.0	0.2	0.5	1.3	1.5
Avg. Stride Freq. [Hz]	2.4	2.4	2.3	2.2	2.2	2.3	2.3	2.4	2.4
Avg. Stride Length [m]	5.7	7.3	7.3	7.1	6.9	7.1	7.3	7.3	7.4



[] Ranking at each section and finish
 -:-:- No data available at this section
 NA No data available

Horse/Jockey Name	Contingency/Boris Thornton
Finish Rank	3
Fastest Section Time (Section)	0:11.50 (400-200)
Top Speed [km/h] (Section)	63.7 (200-0)
Race State	Finished



Ipswich QLD --Professional-2026-04-23

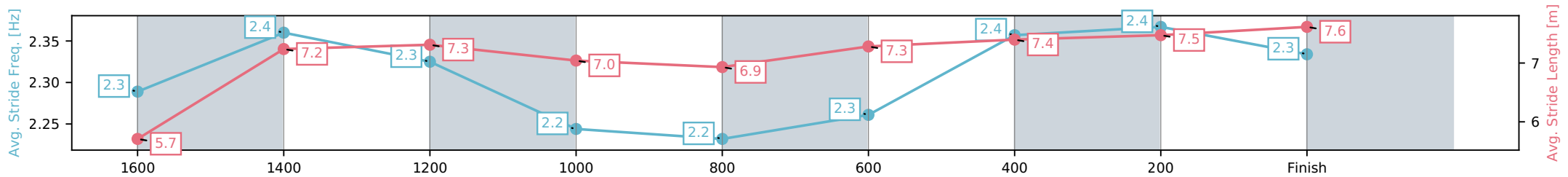
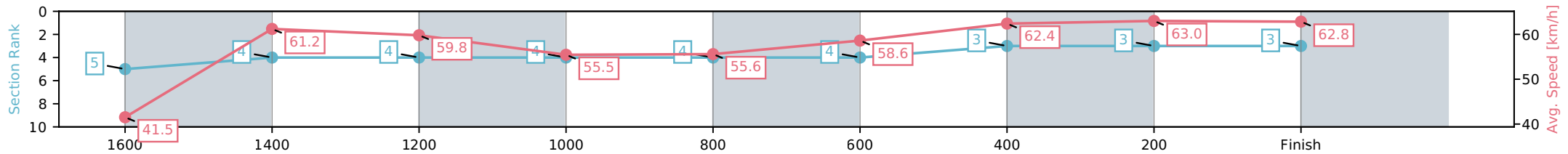
Race 3: GREAT NORTHERN QTIS Three-Year-Old
BENCHMARK 65 Handicap - 1700m

23 April 2026 - 2:19PM



Track Rating: Soft 5, Weather: Fine, Rail Position: +8m Entire Circuit

Section	L1700	L1600	L1400	L1200	L1000	L800	L600	L400	L200
Section Times	1:45.67 (0:08.83)	1:36.84 [4] (0:11.77)	1:25.07 [4] (0:12.14)	1:12.92 [4] (0:13.06)	0:59.86 [4] (0:12.94)	0:46.93 [4] (0:12.31)	0:34.62 [3] (0:11.58)	0:23.04 [3] (0:11.50)	0:11.54 [3] (0:11.54)
Average Speed [km/h]	41.5	61.2	59.8	55.5	55.6	58.6	62.4	63.0	62.8
Top Speed [km/h]	58.6	62.1	61.1	57.5	58.6	60.2	63.2	63.7	63.7
Avg. Dist. to Rail [m]	5.3	2.4	1.8	1.6	0.3	0.6	1.0	2.1	2.4
Avg. Stride Freq. [Hz]	2.3	2.4	2.3	2.2	2.2	2.3	2.4	2.4	2.3
Avg. Stride Length [m]	5.7	7.2	7.3	7.0	6.9	7.3	7.4	7.5	7.6



[] Ranking at each section and finish
 -:-:- No data available at this section
 NA No data available

Horse/Jockey Name	Clive's Glory/Cejay Graham
Finish Rank	4
Fastest Section Time (Section)	0:11.54 (400-200)
Top Speed [km/h] (Section)	63.0 (200-0)
Race State	Finished



Ipswich QLD --Professional-2026-04-23

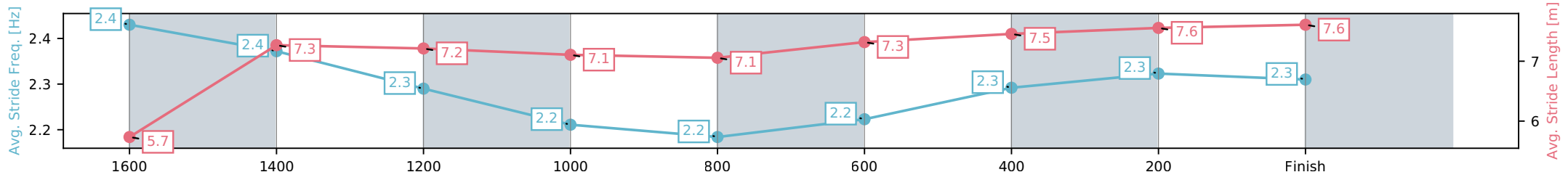
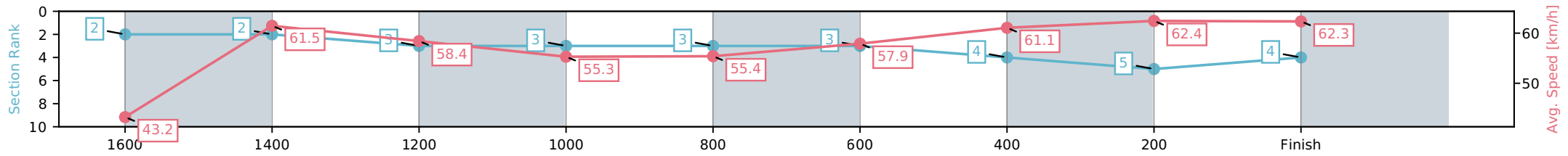
Race 3: GREAT NORTHERN QTIS Three-Year-Old BENCHMARK 65 Handicap - 1700m

23 April 2026 - 2:19PM

Track Rating: Soft 5, Weather: Fine, Rail Position: +8m Entire Circuit



Section	L1700	L1600	L1400	L1200	L1000	L800	L600	L400	L200
Section Times	1:45.94 (0:08.46)	1:37.48 [2] (0:11.72)	1:25.76 [3] (0:12.40)	1:13.36 [3] (0:13.04)	1:00.32 [3] (0:12.97)	0:47.35 [3] (0:12.41)	0:34.94 [4] (0:11.77)	0:23.17 [5] (0:11.54)	0:11.63 [4] (0:11.63)
Average Speed [km/h]	43.2	61.5	58.4	55.3	55.4	57.9	61.1	62.4	62.3
Top Speed [km/h]	61.0	62.8	59.5	56.6	58.0	59.7	62.4	62.7	63.0
Avg. Dist. to Rail [m]	3.2	1.3	1.2	0.8	1.0	0.3	0.5	0.9	0.7
Avg. Stride Freq. [Hz]	2.4	2.4	2.3	2.2	2.2	2.2	2.3	2.3	2.3
Avg. Stride Length [m]	5.7	7.3	7.2	7.1	7.1	7.3	7.5	7.6	7.6



[] Ranking at each section and finish
 -:-:- No data available at this section
 NA No data available

Horse/Jockey Name	Kozak Prince/Jake Bayliss
Finish Rank	5
Fastest Section Time (Section)	0:11.40 (400-200)
Top Speed [km/h] (Section)	64.7 (400-200)
Race State	Finished



Ipswich QLD --Professional-2026-04-23

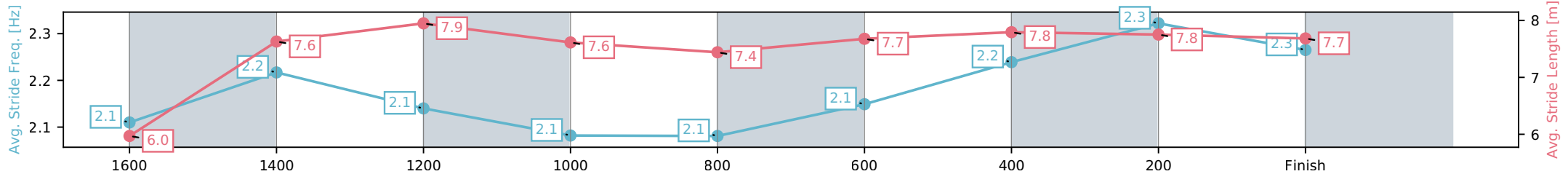
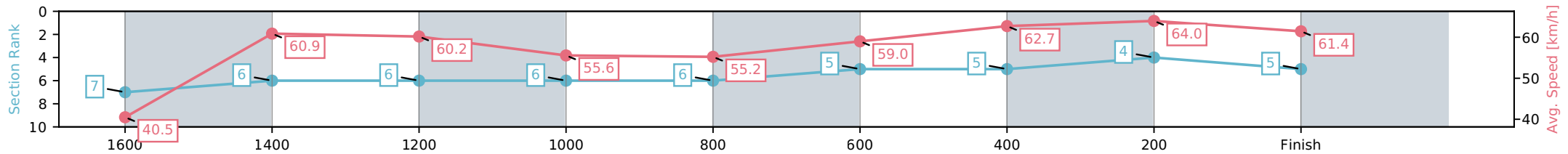
Race 3: GREAT NORTHERN QTIS Three-Year-Old
BENCHMARK 65 Handicap - 1700m

23 April 2026 - 2:19PM



Track Rating: Soft 5, Weather: Fine, Rail Position: +8m Entire Circuit

Section	L1700	L1600	L1400	L1200	L1000	L800	L600	L400	L200
Section Times	1:46.02 (0:09.06)	1:36.96 [6] (0:11.86)	1:25.10 [6] (0:12.07)	1:13.03 [6] (0:13.06)	0:59.97 [6] (0:13.00)	0:46.97 [5] (0:12.24)	0:34.73 [5] (0:11.54)	0:23.19 [4] (0:11.40)	0:11.78 [5] (0:11.78)
Average Speed [km/h]	40.5	60.9	60.2	55.6	55.2	59.0	62.7	64.0	61.4
Top Speed [km/h]	56.3	63.3	61.1	59.0	58.2	60.7	63.8	64.7	63.5
Avg. Dist. to Rail [m]	9.8	3.1	2.0	1.8	0.4	0.8	1.1	3.8	3.4
Avg. Stride Freq. [Hz]	2.1	2.2	2.1	2.1	2.1	2.1	2.2	2.3	2.3
Avg. Stride Length [m]	6.0	7.6	7.9	7.6	7.4	7.7	7.8	7.8	7.7



- [] Ranking at each section and finish
- :-:- No data available at this section
- NA No data available

Horse/Jockey Name	Lonesome Soul/Emily Lang
Finish Rank	6
Fastest Section Time (Section)	0:11.38 (400-200)
Top Speed [km/h] (Section)	64.8 (400-200)
Race State	Finished



Ipswich QLD --Professional-2026-04-23

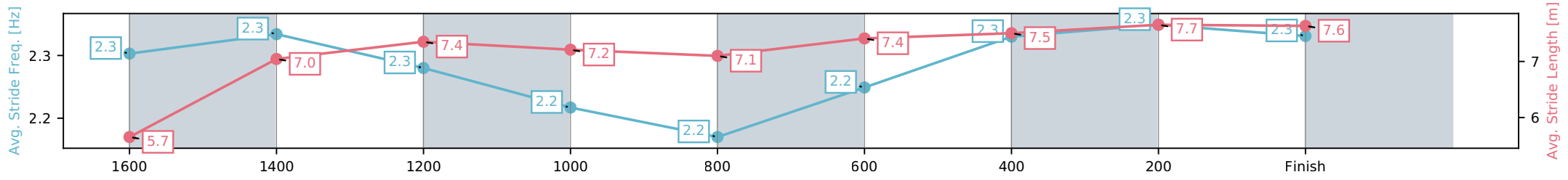
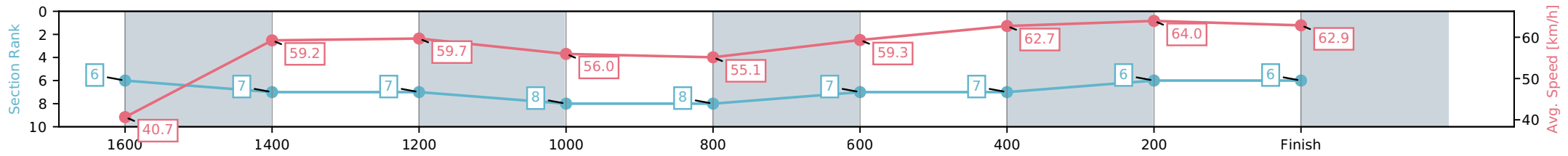
Race 3: GREAT NORTHERN QTIS Three-Year-Old
BENCHMARK 65 Handicap - 1700m

23 April 2026 - 2:19PM

Track Rating: Soft 5, Weather: Fine, Rail Position: +8m Entire Circuit



Section	L1700	L1600	L1400	L1200	L1000	L800	L600	L400	L200
Section Times	1:46.05 (0:09.01)	1:37.04 [7] (0:12.18)	1:24.86 [7] (0:12.16)	1:12.70 [8] (0:12.96)	0:59.74 [8] (0:13.06)	0:46.68 [7] (0:12.16)	0:34.53 [7] (0:11.58)	0:22.95 [6] (0:11.38)	0:11.57 [6] (0:11.57)
Average Speed [km/h]	40.7	59.2	59.7	56.0	55.1	59.3	62.7	64.0	62.9
Top Speed [km/h]	54.0	60.5	60.1	59.7	57.8	60.7	64.0	64.8	64.6
Avg. Dist. to Rail [m]	8.4	2.4	1.9	1.7	0.3	1.2	1.6	3.9	6.3
Avg. Stride Freq. [Hz]	2.3	2.3	2.3	2.2	2.2	2.2	2.3	2.3	2.3
Avg. Stride Length [m]	5.7	7.0	7.4	7.2	7.1	7.4	7.5	7.7	7.6



[] Ranking at each section and finish
 -:-:- No data available at this section
 NA No data available

Horse/Jockey Name	Whata Sort/Damien Thornton
Finish Rank	7
Fastest Section Time (Section)	0:11.39 (400-200)
Top Speed [km/h] (Section)	64.2 (400-200)
Race State	Finished



Ipswich QLD --Professional-2026-04-23

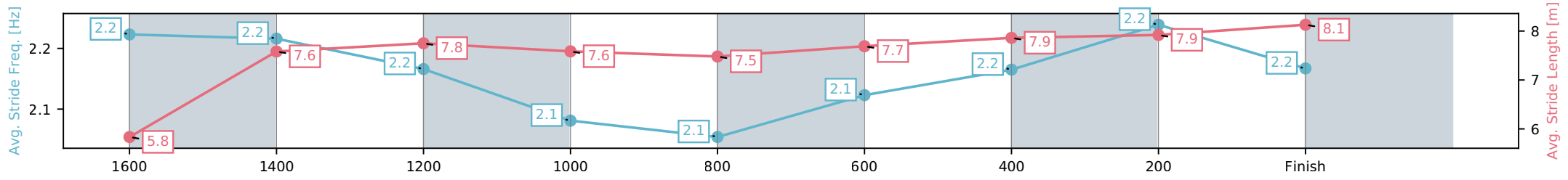
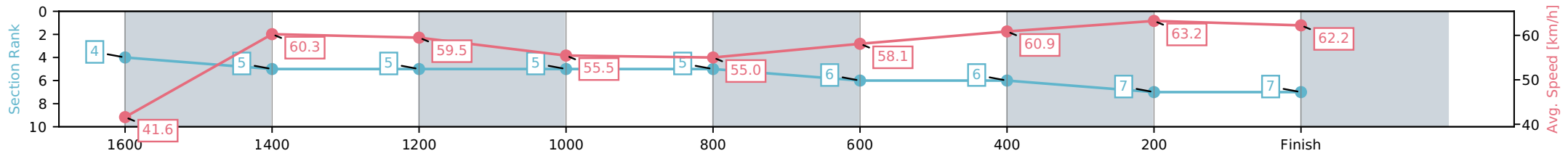
Race 3: GREAT NORTHERN QTIS Three-Year-Old
BENCHMARK 65 Handicap - 1700m

23 April 2026 - 2:19PM

Track Rating: Soft 5, Weather: Fine, Rail Position: +8m Entire Circuit



Section	L1700	L1600	L1400	L1200	L1000	L800	L600	L400	L200
Section Times	1:46.10 (0:08.80)	1:37.30 [5] (0:11.96)	1:25.34 [5] (0:12.15)	1:13.19 [5] (0:13.00)	1:00.19 [5] (0:13.05)	0:47.13 [6] (0:12.36)	0:34.77 [6] (0:11.76)	0:23.01 [7] (0:11.39)	0:11.62 [7] (0:11.62)
Average Speed [km/h]	41.6	60.3	59.5	55.5	55.0	58.1	60.9	63.2	62.2
Top Speed [km/h]	57.0	61.1	60.8	57.9	57.6	59.4	62.5	64.2	63.7
Avg. Dist. to Rail [m]	4.3	1.1	0.8	0.7	1.1	0.5	1.3	1.5	2.1
Avg. Stride Freq. [Hz]	2.2	2.2	2.2	2.1	2.1	2.1	2.2	2.2	2.2
Avg. Stride Length [m]	5.8	7.6	7.8	7.6	7.5	7.7	7.9	7.9	8.1



[] Ranking at each section and finish
 -:-:- No data available at this section
 NA No data available

Horse/Jockey Name	Flying Phoenix/Fred Larson
Finish Rank	8
Fastest Section Time (Section)	0:11.36 (400-200)
Top Speed [km/h] (Section)	64.4 (400-200)
Race State	Finished



Ipswich QLD --Professional-2026-04-23

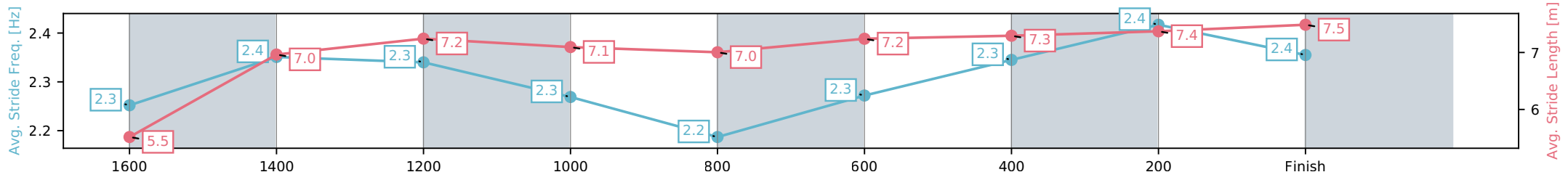
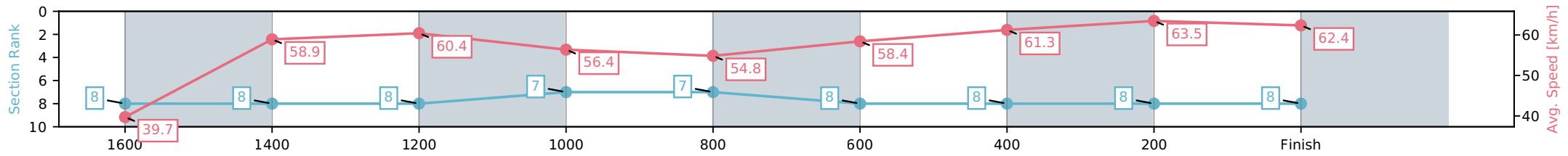
Race 3: GREAT NORTHERN QTIS Three-Year-Old
BENCHMARK 65 Handicap - 1700m

23 April 2026 - 2:19PM

Track Rating: Soft 5, Weather: Fine, Rail Position: +8m Entire Circuit



Section	L1700	L1600	L1400	L1200	L1000	L800	L600	L400	L200
Section Times	1:46.29 (0:09.19)	1:37.10 [8] (0:12.24)	1:24.86 [8] (0:11.96)	1:12.90 [7] (0:12.80)	1:00.10 [7] (0:13.07)	0:47.02 [8] (0:12.30)	0:34.72 [8] (0:11.70)	0:23.02 [8] (0:11.36)	0:11.66 [8] (0:11.66)
Average Speed [km/h]	39.7	58.9	60.4	56.4	54.8	58.4	61.3	63.5	62.4
Top Speed [km/h]	55.4	60.3	61.0	60.4	57.5	60.0	62.8	64.4	63.7
Avg. Dist. to Rail [m]	6.6	1.5	0.9	0.6	1.2	0.4	1.0	1.2	1.9
Avg. Stride Freq. [Hz]	2.3	2.4	2.3	2.3	2.2	2.3	2.3	2.4	2.4
Avg. Stride Length [m]	5.5	7.0	7.2	7.1	7.0	7.2	7.3	7.4	7.5



[] Ranking at each section and finish
 -:-:- No data available at this section
 NA No data available



Ipswich QLD

Race 4: BARRIER REEF POOLS QTIS Three-Year-Old Maiden Plate - 1700m

23 April 2026 - 2:57PM

Track Rating: Soft 5, Weather: Fine, Rail Position: +8m Entire Circuit



Field Times (Race Tempo) 1:44.84 (0:08.64) 1:36.20 (0:11.75) 1:24.45 (0:11.91) 1:12.54 (0:12.03) 1:00.51 (0:12.53) 0:47.98 (0:12.83) 0:35.15 (0:12.06) 0:23.10 (0:11.59)

Rank	TAB#	Horse	Overall Time	First 400m	Top Speed km/h (Section)	L1700	L1600	L1400	L1200	L1000	L800	L600	L400
	(BAR#)	Jockey	Margin (DT-W)	Last 600m	Fastest Section (Time)	Start - 1600	1600 - 1400	1400 - 1200	1200 - 1000	1000 - 800	800 - 600	600 - 400	400 - 200
1	4	Our Mate Locky	1:44.84	0:26.65	66.3 (400-200)	1:44.84	1:36.10 [3]	1:24.15 [4]	1:12.20 [4]	1:00.12 [3]	0:47.65 [3]	0:34.88 [4]	0:22.85 [4]
	(1)	Jake Bayliss		0:34.88	400-200 (0:11.34)	(0:08.74)	(0:11.95)	(0:11.95)	(0:12.08)	(0:12.47)	(0:12.77)	(0:12.03)	(0:11.34)
2	7	Hello Dolly Diva	1:44.97	0:26.63	63.3 (200-0)	1:44.97	1:36.13 [4]	1:24.31 [3]	1:12.34 [3]	1:00.20 [4]	0:47.73 [4]	0:35.09 [3]	0:23.19 [2]
	(6)	Kyle Wilson-Taylor	0.8L (-3)	0:35.09	400-200 (0:11.59)	(0:08.84)	(0:11.81)	(0:11.98)	(0:12.13)	(0:12.48)	0:12.64	(0:11.89)	(0:11.59)
3	1	Cryption's Desire	1:45.31	0:27.19	64.6 (400-200)	1:45.31	1:36.13 [8]	1:24.03 [8]	1:12.16 [7]	1:00.08 [7]	0:47.66 [7]	0:34.81 [7]	0:22.89 [8]
	(9)	Fred Larson	2.8L (+1)	0:34.81	400-200 (0:11.27)	(0:09.18)	(0:12.10)	(0:11.87)	(0:12.07)	(0:12.42)	(0:12.85)	(0:11.92)	0:11.27
4	10	Prize Witness	1:45.58	0:27.18	64.2 (400-200)	1:45.58	1:36.68 [5]	1:24.51 [7]	1:12.40 [8]	1:00.26 [8]	0:47.81 [8]	0:35.03 [8]	0:23.22 [7]
	(8)	Benjamin Osmond	4.4L (+1)	0:35.03	400-200 (0:11.49)	(0:08.90)	(0:12.17)	(0:12.11)	(0:12.14)	(0:12.45)	(0:12.78)	0:11.81	(0:11.49)
5	3	Onlyyoucanread	1:45.89	0:26.90	63.1 (1600-1400)	1:45.89	1:36.90 [7]	1:24.90 [6]	1:13.01 [5]	1:00.90 [5]	0:48.46 [5]	0:35.68 [5]	0:23.68 [5]
	(5)	Brandon Lerena	6.2L (+0)	0:35.67	400-200 (0:11.66)	(0:08.99)	(0:12.00)	(0:11.89)	(0:12.11)	(0:12.43)	(0:12.79)	(0:11.99)	(0:11.66)
6	13	Evening Delle	1:46.21	0:26.35	63.3 (1600-1400)	1:46.21	1:37.52 [2]	1:25.82 [1]	1:13.91 [1]	1:01.88 [1]	0:49.35 [1]	0:36.52 [1]	0:24.47 [1]
	(3)	Cejay Graham	8.1L (+0)	0:36.52	1600-1400 (0:11.70)	(0:08.69)	0:11.70	(0:11.91)	0:12.03	(0:12.53)	(0:12.83)	(0:12.06)	(0:11.96)
7	9	Piggietales	1:46.25	0:26.43	62.2 (400-200)	1:46.25	1:37.61 [1]	1:25.75 [2]	1:13.90 [2]	1:01.74 [2]	0:49.23 [2]	0:36.48 [2]	0:24.46 [3]
	(4)	Damien Thornton	8.3L (-1)	0:36.47	1400-1200 (0:11.85)	0:08.64	(0:11.87)	0:11.85	(0:12.16)	(0:12.51)	(0:12.76)	(0:12.02)	(0:11.90)
8	12	Strike Me Pink	1:46.29	0:26.87	62.4 (1600-1400)	1:46.29	1:37.36 [6]	1:25.38 [5]	1:13.40 [6]	1:01.23 [6]	0:48.78 [6]	0:36.03 [6]	0:24.05 [6]
	(2)	Angela Jones	8.6L (+4)	0:36.03	400-200 (0:11.94)	(0:08.93)	(0:11.98)	(0:11.98)	(0:12.16)	(0:12.45)	(0:12.75)	(0:11.98)	(0:11.94)
9	15	Clearly Not	1:49.04	0:27.79	61.8 (1200-1000)	1:49.04	1:39.65 [9]	1:27.20 [9]	1:15.24 [9]	1:03.22 [9]	0:50.93 [9]	0:38.06 [9]	0:26.15 [9]
	(7)	Corey Sutherland	24.7L (+3)	0:38.06	600-400 (0:11.90)	(0:09.39)	(0:12.45)	(0:11.96)	0:12.03	0:12.28	(0:12.87)	(0:11.90)	(0:12.35)

Scratched: Hell To The Line (#2), Secret Fenkel (#5), Willbeking (#6), Moment (#8), Sonic Flyer (#11), Luminized (#14)

Report Created: Thu 23 April 2026

(Note: Races are conducted over an approximate distance as close as possible to the advertised distance, and recorded data may vary accordingly. Official times refer to race times only and do not include handicap times.)

[] Position in running at each section and finish TAB# Saddle cloth number

-:--:-- No data available at this section

NA No data available

DNT Did not track

BAR# Barrier/Gate Position

DNF Did not finish

DT-W Distance travelled compared to winner in metres

□ Fastest split

■ Fastest section



Ipswich QLD

Race 4: BARRIER REEF POOLS QTIS Three-Year-Old Maiden Plate - 1700m

23 April 2026 - 2:57PM

Track Rating: Soft 5, Weather: Fine, Rail Position: +8m Entire Circuit



Field Times 0:11.51
(Race Tempo) (0:11.51)

Rank	TAB#	Horse	Overall Time	First 400m	Top Speed km/h (Section)	L200									
	(BAR#)	Jockey	Margin (DT-W)	Last 600m	Fastest Section (Time)	200 - Finish									
1	4	Our Mate Locky	1:44.84	0:26.65	66.3 (400-200)	0:11.51 [1]									
	(1)	Jake Bayliss		0:34.88	400-200 (0:11.34)	(0:11.51)									
2	7	Hello Dolly Diva	1:44.97	0:26.63	63.3 (200-0)	0:11.61 [2]									
	(6)	Kyle Wilson-Taylor	0.8L (-3)	0:35.09	400-200 (0:11.59)	(0:11.61)									
3	1	Cryption's Desire	1:45.31	0:27.19	64.6 (400-200)	0:11.62 [3]									
	(9)	Fred Larson	2.8L (+1)	0:34.81	400-200 (0:11.27)	(0:11.62)									
4	10	Prize Witness	1:45.58	0:27.18	64.2 (400-200)	0:11.73 [6]									
	(8)	Benjamin Osmond	4.4L (+1)	0:35.03	400-200 (0:11.49)	(0:11.73)									
5	3	Onlyyoucanread	1:45.89	0:26.90	63.1 (1600-1400)	0:12.02 [7]									
	(5)	Brandon Lerena	6.2L (+0)	0:35.67	400-200 (0:11.66)	(0:12.02)									
6	13	Evening Delle	1:46.21	0:26.35	63.3 (1600-1400)	0:12.50 [5]									
	(3)	Cejay Graham	8.1L (+0)	0:36.52	1600-1400 (0:11.70)	(0:12.50)									
7	9	Piggietales	1:46.25	0:26.43	62.2 (400-200)	0:12.55 [4]									
	(4)	Damien Thornton	8.3L (-1)	0:36.47	1400-1200 (0:11.85)	(0:12.55)									
8	12	Strike Me Pink	1:46.29	0:26.87	62.4 (1600-1400)	0:12.11 [8]									
	(2)	Angela Jones	8.6L (+4)	0:36.03	400-200 (0:11.94)	(0:12.11)									
9	15	Clearly Not	1:49.04	0:27.79	61.8 (1200-1000)	0:13.81 [9]									
	(7)	Corey Sutherland	24.7L (+3)	0:38.06	600-400 (0:11.90)	(0:13.81)									

Scratched: Hell To The Line (#2), Secret Fenkel (#5), Willbeking (#6), Moment (#8), Sonic Flyer (#11), Luminized (#14)

Report Created: Thu 23 April 2026

(Note: Races are conducted over an approximate distance as close as possible to the advertised distance, and recorded data may vary accordingly. Official times refer to race times only and do not include handicap times.)

[] Position in running at each section and finish TAB# Saddle cloth number

-:--:-- No data available at this section

NA No data available

DNT Did not track

BAR# Barrier/Gate Position

DNF Did not finish

DT-W Distance travelled compared to winner in metres

Fastest split

Fastest section

Horse/Jockey Name	Our Mate Locky/Jake Bayliss
Finish Rank	1
Fastest Section Time (Section)	0:11.34 (400-200)
Top Speed [km/h] (Section)	66.3 (400-200)
Race State	Finished



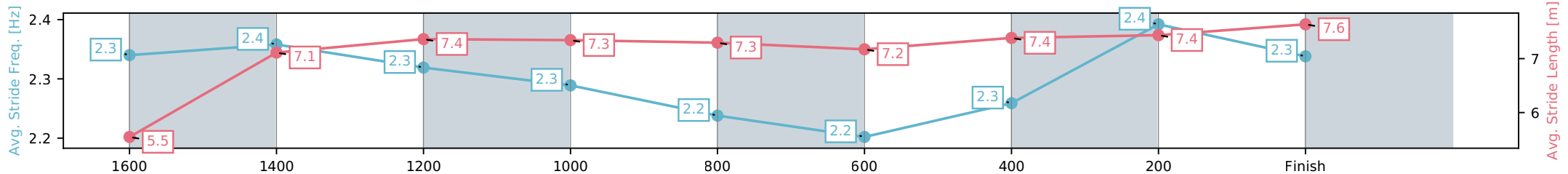
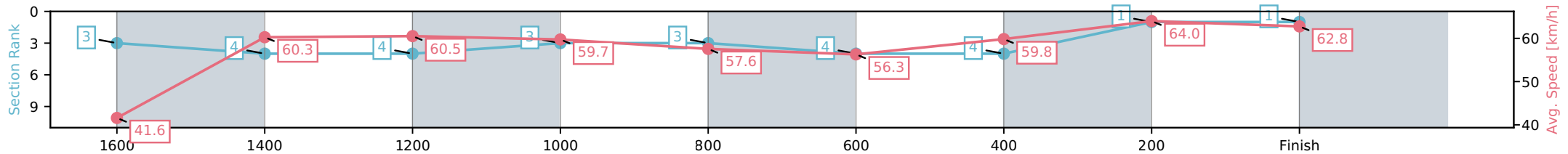
Ipswich QLD --Professional-2026-04-23
 Race 4: BARRIER REEF POOLS QTIS Three-Year-Old Maiden
 Plate - 1700m

23 April 2026 - 2:57PM



Track Rating: Soft 5, Weather: Fine, Rail Position: +8m Entire Circuit

Section	L1700	L1600	L1400	L1200	L1000	L800	L600	L400	L200
Section Times	1:44.84 (0:08.74)	1:36.10 [4] (0:11.95)	1:24.15 [4] (0:11.95)	1:12.20 [3] (0:12.08)	1:00.12 [3] (0:12.47)	0:47.65 [4] (0:12.77)	0:34.88 [4] (0:12.03)	0:22.85 [1] (0:11.34)	0:11.51 [1] (0:11.51)
Average Speed [km/h]	41.6	60.3	60.5	59.7	57.6	56.3	59.8	64.0	62.8
Top Speed [km/h]	56.7	61.6	60.9	60.8	59.2	57.5	60.9	66.3	66.1
Avg. Dist. to Rail [m]	3.1	1.1	0.8	0.8	0.8	0.3	0.3	2.9	2.4
Avg. Stride Freq. [Hz]	2.3	2.4	2.3	2.3	2.2	2.2	2.3	2.4	2.3
Avg. Stride Length [m]	5.5	7.1	7.4	7.3	7.3	7.3	7.4	7.4	7.6



- [] Ranking at each section and finish
- :-:- No data available at this section
- NA No data available

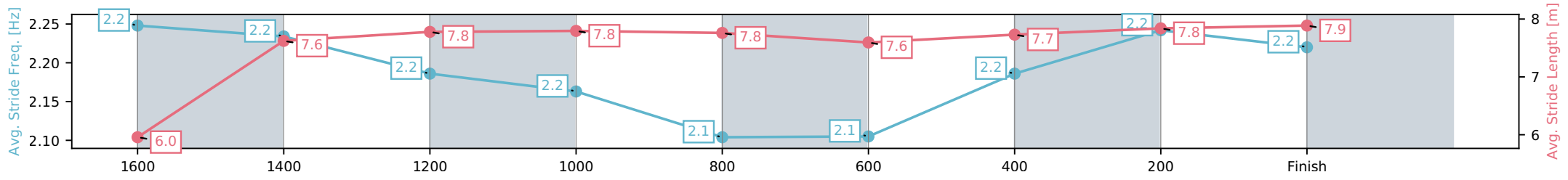
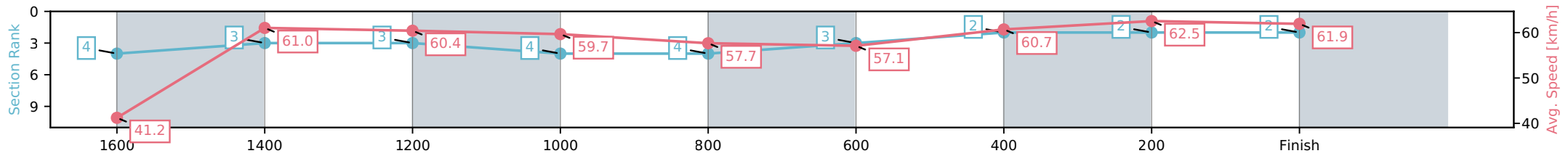
Horse/Jockey Name	Hello Dolly Diva/Kyle Wilson-Taylor
Finish Rank	2
Fastest Section Time (Section)	0:11.59 (400-200)
Top Speed [km/h] (Section)	63.3 (200-0)
Race State	Finished



Ipswich QLD --Professional-2026-04-23
 Race 4: BARRIER REEF POOLS QTIS Three-Year-Old Maiden Plate - 1700m
 23 April 2026 - 2:57PM
 Track Rating: Soft 5, Weather: Fine, Rail Position: +8m Entire Circuit



Section	L1700	L1600	L1400	L1200	L1000	L800	L600	L400	L200
Section Times	1:44.97 (0:08.84)	1:36.13 [3] (0:11.81)	1:24.31 [3] (0:11.98)	1:12.34 [4] (0:12.13)	1:00.20 [4] (0:12.48)	0:47.73 [3] (0:12.64)	0:35.09 [2] (0:11.89)	0:23.19 [2] (0:11.59)	0:11.61 [2] (0:11.61)
Average Speed [km/h]	41.2	61.0	60.4	59.7	57.7	57.1	60.7	62.5	61.9
Top Speed [km/h]	57.6	62.4	60.9	60.9	59.0	58.6	62.3	63.0	63.3
Avg. Dist. to Rail [m]	7.5	2.3	1.3	1.2	0.3	0.6	0.8	2.4	1.7
Avg. Stride Freq. [Hz]	2.2	2.2	2.2	2.2	2.1	2.1	2.2	2.2	2.2
Avg. Stride Length [m]	6.0	7.6	7.8	7.8	7.8	7.8	7.6	7.7	7.9



[] Ranking at each section and finish
 -.-.- No data available at this section
 NA No data available

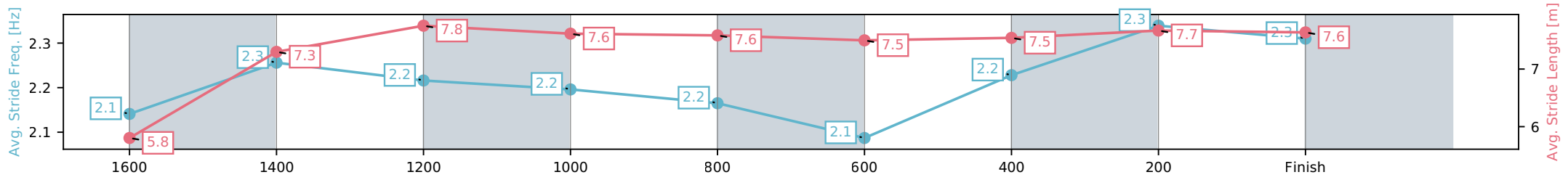
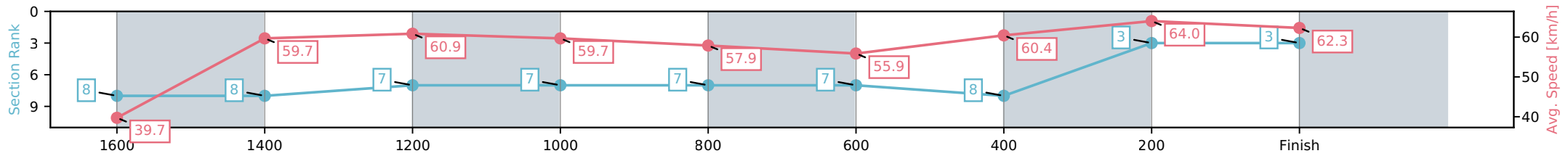
Horse/Jockey Name	Crypton's Desire/Fred Larson
Finish Rank	3
Fastest Section Time (Section)	0:11.27 (400-200)
Top Speed [km/h] (Section)	64.6 (400-200)
Race State	Finished



Ipswich QLD --Professional-2026-04-23
 Race 4: BARRIER REEF POOLS QTIS Three-Year-Old Maiden Plate - 1700m
 23 April 2026 - 2:57PM
 Track Rating: Soft 5, Weather: Fine, Rail Position: +8m Entire Circuit



Section	L1700	L1600	L1400	L1200	L1000	L800	L600	L400	L200
Section Times	1:45.31 (0:09.18)	1:36.13 [8] (0:12.10)	1:24.03 [7] (0:11.87)	1:12.16 [7] (0:12.07)	1:00.08 [7] (0:12.42)	0:47.66 [7] (0:12.85)	0:34.81 [8] (0:11.92)	0:22.89 [3] (0:11.27)	0:11.62 [3] (0:11.62)
Average Speed [km/h]	39.7	59.7	60.9	59.7	57.9	55.9	60.4	64.0	62.3
Top Speed [km/h]	54.5	62.2	62.2	60.5	59.7	57.0	62.1	64.6	63.8
Avg. Dist. to Rail [m]	9.9	3.1	0.8	0.7	0.9	0.4	0.3	2.0	4.0
Avg. Stride Freq. [Hz]	2.1	2.3	2.2	2.2	2.2	2.1	2.2	2.3	2.3
Avg. Stride Length [m]	5.8	7.3	7.8	7.6	7.6	7.6	7.5	7.5	7.6



[] Ranking at each section and finish
 -.-.- No data available at this section
 NA No data available

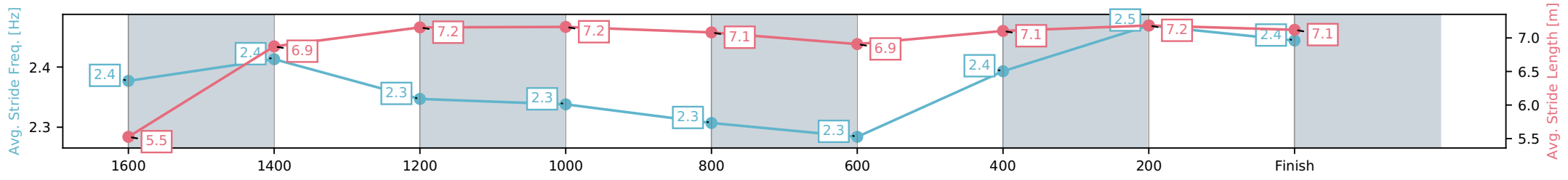
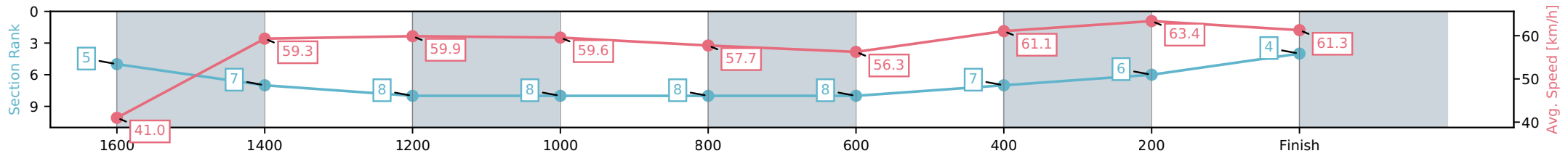
Horse/Jockey Name	Prize Witness/Benjamin Osmond
Finish Rank	4
Fastest Section Time (Section)	0:11.49 (400-200)
Top Speed [km/h] (Section)	64.2 (400-200)
Race State	Finished



Ipswich QLD --Professional-2026-04-23
 Race 4: BARRIER REEF POOLS QTIS Three-Year-Old Maiden Plate - 1700m
 23 April 2026 - 2:57PM
 Track Rating: Soft 5, Weather: Fine, Rail Position: +8m Entire Circuit



Section	L1700	L1600	L1400	L1200	L1000	L800	L600	L400	L200
Section Times	1:45.58 (0:08.90)	1:36.68 [7] (0:12.17)	1:24.51 [8] (0:12.11)	1:12.40 [8] (0:12.14)	1:00.26 [8] (0:12.45)	0:47.81 [8] (0:12.78)	0:35.03 [7] (0:11.81)	0:23.22 [6] (0:11.49)	0:11.73 [4] (0:11.73)
Average Speed [km/h]	41.0	59.3	59.9	59.6	57.7	56.3	61.1	63.4	61.3
Top Speed [km/h]	56.8	60.9	61.6	60.4	59.5	58.0	62.1	64.2	63.5
Avg. Dist. to Rail [m]	9.0	3.3	1.6	1.1	0.5	0.3	0.6	3.5	5.6
Avg. Stride Freq. [Hz]	2.4	2.4	2.3	2.3	2.3	2.3	2.4	2.5	2.4
Avg. Stride Length [m]	5.5	6.9	7.2	7.2	7.1	6.9	7.1	7.2	7.1



[] Ranking at each section and finish
 -:-:- No data available at this section
 NA No data available

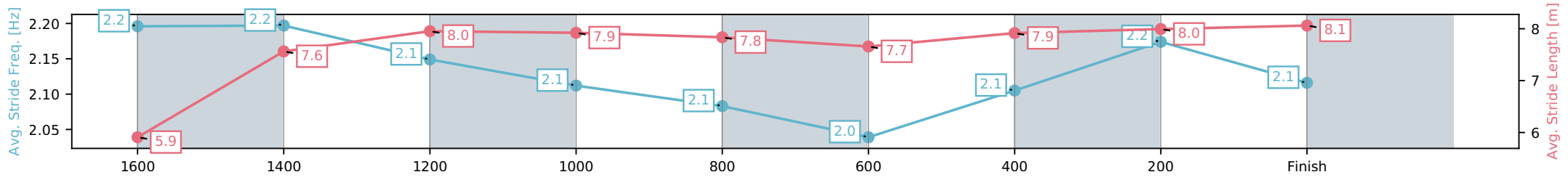
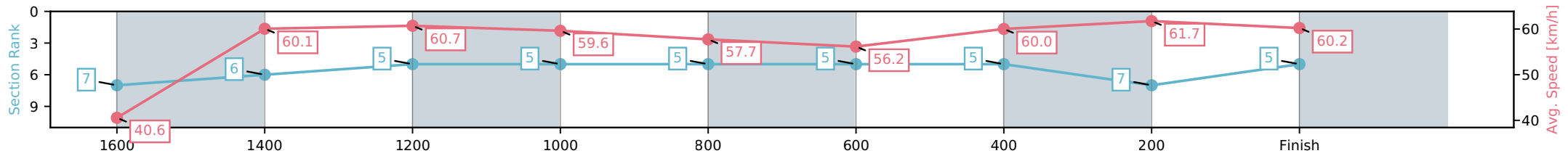
Horse/Jockey Name	Onlyyoucanread/Brandon Lerena
Finish Rank	5
Fastest Section Time (Section)	0:11.66 (400-200)
Top Speed [km/h] (Section)	63.1 (1600-1400)
Race State	Finished



Ipswich QLD --Professional-2026-04-23
 Race 4: BARRIER REEF POOLS QTIS Three-Year-Old Maiden Plate - 1700m
 23 April 2026 - 2:57PM
 Track Rating: Soft 5, Weather: Fine, Rail Position: +8m Entire Circuit



Section	L1700	L1600	L1400	L1200	L1000	L800	L600	L400	L200
Section Times	1:45.89 (0:08.99)	1:36.90 [6] (0:12.00)	1:24.90 [5] (0:11.89)	1:13.01 [5] (0:12.11)	1:00.90 [5] (0:12.43)	0:48.46 [5] (0:12.79)	0:35.68 [5] (0:11.99)	0:23.68 [7] (0:11.66)	0:12.02 [5] (0:12.02)
Average Speed [km/h]	40.6	60.1	60.7	59.6	57.7	56.2	60.0	61.7	60.2
Top Speed [km/h]	57.8	63.1	62.3	60.8	59.6	57.6	61.8	62.5	61.5
Avg. Dist. to Rail [m]	6.4	1.7	0.7	0.7	0.9	0.4	0.5	0.9	2.2
Avg. Stride Freq. [Hz]	2.2	2.2	2.1	2.1	2.1	2.0	2.1	2.2	2.1
Avg. Stride Length [m]	5.9	7.6	8.0	7.9	7.8	7.7	7.9	8.0	8.1



[] Ranking at each section and finish
 -:-:- No data available at this section
 NA No data available

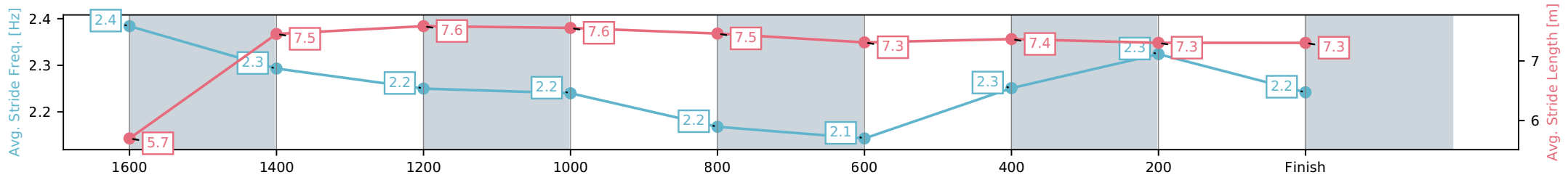
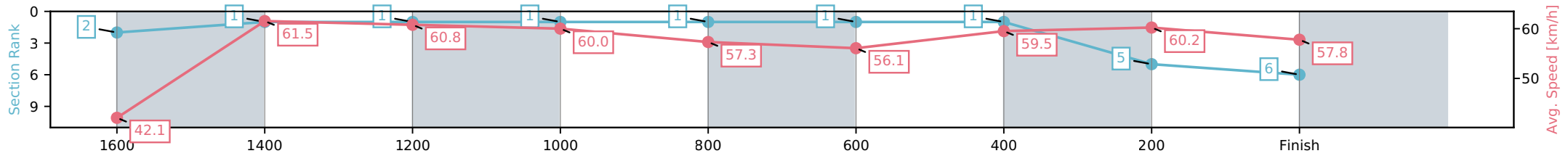
Horse/Jockey Name	Evening Delle/Cejay Graham
Finish Rank	6
Fastest Section Time (Section)	0:11.70 (1600-1400)
Top Speed [km/h] (Section)	63.3 (1600-1400)
Race State	Finished



Ipswich QLD --Professional-2026-04-23
 Race 4: BARRIER REEF POOLS QTIS Three-Year-Old Maiden Plate - 1700m
 23 April 2026 - 2:57PM
 Track Rating: Soft 5, Weather: Fine, Rail Position: +8m Entire Circuit



Section	L1700	L1600	L1400	L1200	L1000	L800	L600	L400	L200
Section Times	1:46.21 (0:08.69)	1:37.52 [1] (0:11.70)	1:25.82 [1] (0:11.91)	1:13.91 [1] (0:12.03)	1:01.88 [1] (0:12.53)	0:49.35 [1] (0:12.83)	0:36.52 [1] (0:12.06)	0:24.47 [5] (0:11.96)	0:12.50 [6] (0:12.50)
Average Speed [km/h]	42.1	61.5	60.8	60.0	57.3	56.1	59.5	60.2	57.8
Top Speed [km/h]	58.7	63.3	62.1	61.2	58.9	57.3	60.9	61.1	59.8
Avg. Dist. to Rail [m]	4.8	1.1	1.0	0.9	0.8	0.3	0.5	0.3	0.5
Avg. Stride Freq. [Hz]	2.4	2.3	2.2	2.2	2.2	2.1	2.3	2.3	2.2
Avg. Stride Length [m]	5.7	7.5	7.6	7.6	7.5	7.3	7.4	7.3	7.3



[] Ranking at each section and finish
 -:-:- No data available at this section
 NA No data available

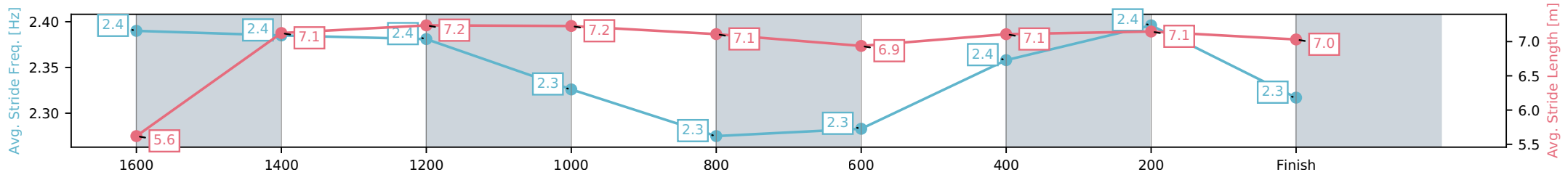
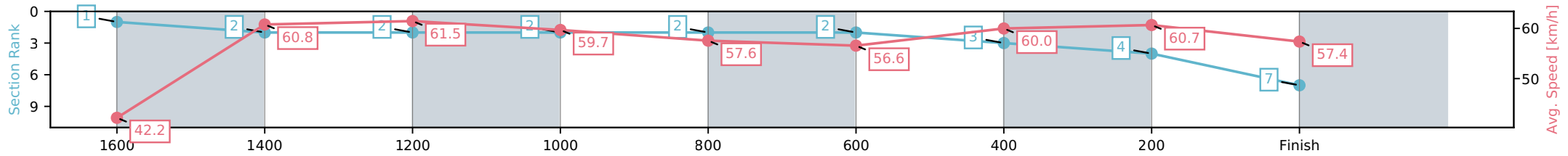
Horse/Jockey Name	Piggietales/Damien Thornton
Finish Rank	7
Fastest Section Time (Section)	0:11.85 (1400-1200)
Top Speed [km/h] (Section)	62.2 (400-200)
Race State	Finished



Ipswich QLD --Professional-2026-04-23
 Race 4: BARRIER REEF POOLS QTIS Three-Year-Old Maiden Plate - 1700m
 23 April 2026 - 2:57PM
 Track Rating: Soft 5, Weather: Fine, Rail Position: +8m Entire Circuit



Section	L1700	L1600	L1400	L1200	L1000	L800	L600	L400	L200
Section Times	1:46.25 (0:08.64)	1:37.61 [2] (0:11.87)	1:25.75 [2] (0:11.85)	1:13.90 [2] (0:12.16)	1:01.74 [2] (0:12.51)	0:49.23 [2] (0:12.76)	0:36.48 [3] (0:12.02)	0:24.46 [4] (0:11.90)	0:12.55 [7] (0:12.55)
Average Speed [km/h]	42.2	60.8	61.5	59.7	57.6	56.6	60.0	60.7	57.4
Top Speed [km/h]	58.8	61.7	61.9	61.1	58.6	57.8	60.6	62.2	59.7
Avg. Dist. to Rail [m]	6.4	3.3	2.5	1.9	0.5	0.7	0.5	1.3	0.7
Avg. Stride Freq. [Hz]	2.4	2.4	2.4	2.3	2.3	2.3	2.4	2.4	2.3
Avg. Stride Length [m]	5.6	7.1	7.2	7.2	7.1	6.9	7.1	7.1	7.0



[] Ranking at each section and finish
 -.-.- No data available at this section
 NA No data available

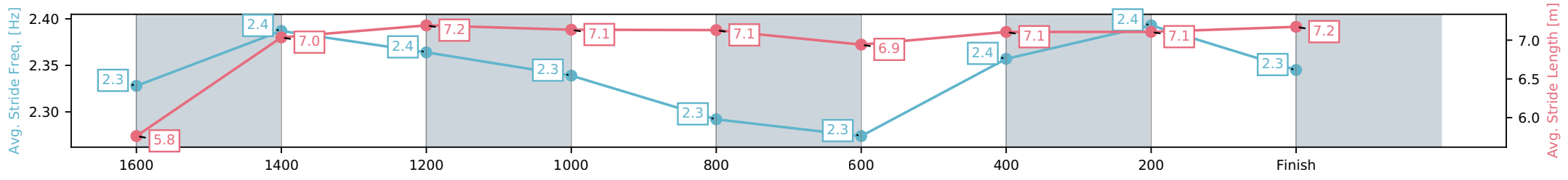
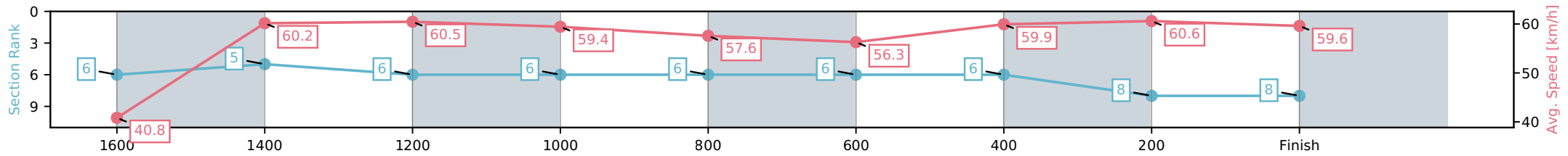
Horse/Jockey Name	Strike Me Pink/Angela Jones
Finish Rank	8
Fastest Section Time (Section)	0:11.94 (400-200)
Top Speed [km/h] (Section)	62.4 (1600-1400)
Race State	Finished



Ipswich QLD --Professional-2026-04-23
 Race 4: BARRIER REEF POOLS QTIS Three-Year-Old Maiden Plate - 1700m
 23 April 2026 - 2:57PM
 Track Rating: Soft 5, Weather: Fine, Rail Position: +8m Entire Circuit



Section	L1700	L1600	L1400	L1200	L1000	L800	L600	L400	L200
Section Times	1:46.29 (0:08.93)	1:37.36 [5] (0:11.98)	1:25.38 [6] (0:11.98)	1:13.40 [6] (0:12.16)	1:01.23 [6] (0:12.45)	0:48.78 [6] (0:12.75)	0:36.03 [6] (0:11.98)	0:24.05 [8] (0:11.94)	0:12.11 [8] (0:12.11)
Average Speed [km/h]	40.8	60.2	60.5	59.4	57.6	56.3	59.9	60.6	59.6
Top Speed [km/h]	57.7	62.4	61.7	60.3	59.9	57.8	60.8	61.6	60.4
Avg. Dist. to Rail [m]	3.8	1.4	1.5	1.1	1.1	0.9	0.5	2.1	3.2
Avg. Stride Freq. [Hz]	2.3	2.4	2.4	2.3	2.3	2.3	2.4	2.4	2.3
Avg. Stride Length [m]	5.8	7.0	7.2	7.1	7.1	6.9	7.1	7.1	7.2



[] Ranking at each section and finish
 -:-:- No data available at this section
 NA No data available

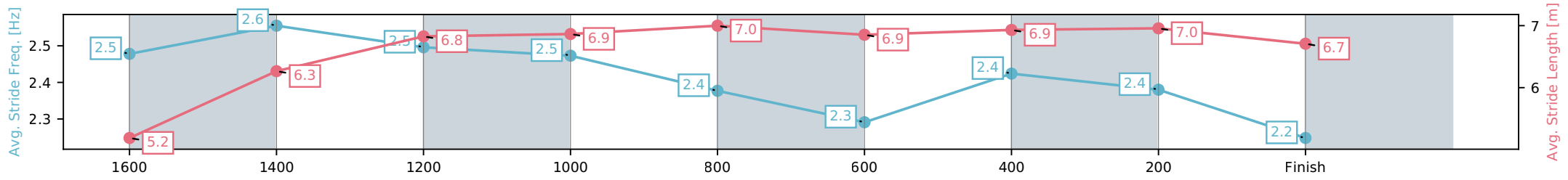
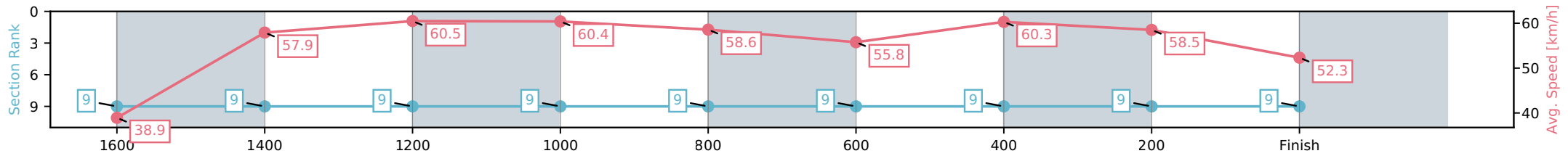
Horse/Jockey Name	Clearly Not/Corey Sutherland
Finish Rank	9
Fastest Section Time (Section)	0:11.90 (600-400)
Top Speed [km/h] (Section)	61.8 (1200-1000)
Race State	Finished



Ipswich QLD --Professional-2026-04-23
 Race 4: BARRIER REEF POOLS QTIS Three-Year-Old Maiden Plate - 1700m
 23 April 2026 - 2:57PM
 Track Rating: Soft 5, Weather: Fine, Rail Position: +8m Entire Circuit



Section	L1700	L1600	L1400	L1200	L1000	L800	L600	L400	L200
Section Times	1:49.04 (0:09.39)	1:39.65 [9] (0:12.45)	1:27.20 [9] (0:11.96)	1:15.24 [9] (0:12.03)	1:03.22 [9] (0:12.28)	0:50.93 [9] (0:12.87)	0:38.06 [9] (0:11.90)	0:26.15 [9] (0:12.35)	0:13.81 [9] (0:13.81)
Average Speed [km/h]	38.9	57.9	60.5	60.4	58.6	55.8	60.3	58.5	52.3
Top Speed [km/h]	54.3	60.2	61.4	61.8	60.8	56.9	61.1	60.0	56.7
Avg. Dist. to Rail [m]	7.8	1.6	0.9	2.7	0.8	0.7	0.7	1.8	1.6
Avg. Stride Freq. [Hz]	2.5	2.6	2.5	2.5	2.4	2.3	2.4	2.4	2.2
Avg. Stride Length [m]	5.2	6.3	6.8	6.9	7.0	6.9	6.9	7.0	6.7



[] Ranking at each section and finish
 -:-:- No data available at this section
 NA No data available



Ipswich QLD
 Race 5: GORDON'S GIN Class 1 Handicap - 1700m
 23 April 2026 - 3:34PM



Track Rating: Soft 5, Weather: Fine, Rail Position: +8m Entire Circuit

Field Times (Race Tempo) 1:44.44 (0:08.51) 1:35.93 (0:11.28) 1:24.64 (0:11.51) 1:13.13 (0:12.12) 1:01.02 (0:12.32) 0:48.69 (0:12.47) 0:36.23 (0:12.18) 0:24.05 (0:12.09)

Rank	TAB#	Horse	Overall Time	First 400m	Top Speed km/h (Section)	L1700	L1600	L1400	L1200	L1000	L800	L600	L400
	(BAR#)	Jockey	Margin (DT-W)	Last 600m	Fastest Section (Time)	Start - 1600	1600 - 1400	1400 - 1200	1200 - 1000	1000 - 800	800 - 600	600 - 400	400 - 200
1	2	Piston Rebel	1:44.44	0:26.43	64.9 (1600-1400)	1:44.44	1:35.34 [8]	1:23.88 [6]	1:12.06 [6]	1:00.14 [6]	0:47.87 [6]	0:35.55 [6]	0:23.52 [6]
	(5)	Brandon Lerena		0:35.56	1600-1400 (0:11.46)	(0:09.10)	(0:11.46)	(0:11.82)	(0:11.92)	(0:12.28)	(0:12.32)	(0:12.03)	(0:11.78)
2	11	Prestige Ice	1:44.57	0:26.10	63.2 (1400-1200)	1:44.57	1:36.01 [2]	1:24.31 [4]	1:12.53 [4]	1:00.62 [4]	0:48.28 [4]	0:35.96 [4]	0:23.96 [3]
	(2)	Dylan Turner	0.7L (+3)	0:35.96	1600-1400 (0:11.70)	(0:08.56)	(0:11.70)	(0:11.78)	(0:11.91)	(0:12.35)	(0:12.32)	(0:12.00)	(0:12.00)
3	1	Heroic Rebel	1:44.75	0:25.84	64.2 (1600-1400)	1:44.75	1:36.18 [3]	1:24.69 [3]	1:13.02 [3]	1:01.07 [2]	0:48.72 [2]	0:36.37 [2]	0:24.34 [2]
	(4)	Daniel Moor	1.8L (+3)	0:36.37	1600-1400 (0:11.50)	(0:08.57)	(0:11.50)	(0:11.66)	(0:11.96)	(0:12.35)	(0:12.36)	(0:12.03)	(0:12.07)
4	5	Busker	1:45.11	0:26.66	62.2 (1600-1400)	1:45.11	1:36.16 [6]	1:24.40 [8]	1:12.44 [8]	1:00.43 [7]	0:48.28 [8]	0:36.00 [8]	0:24.00 [7]
	(11)	Cejay Graham	3.9L (+1)	0:36.00	1600-1400 (0:11.76)	(0:08.95)	(0:11.76)	(0:11.95)	(0:12.01)	(0:12.15)	(0:12.29)	(0:12.00)	(0:11.86)
5	9	Our Jewel	1:45.48	0:25.49	65.0 (1600-1400)	1:45.48	1:36.97 [1]	1:25.68 [1]	1:14.17 [1]	1:02.06 [1]	0:49.73 [1]	0:37.26 [1]	0:25.09 [1]
	(7)	Ben Thompson	6.1L (+4)	0:37.26	1600-1400 (0:11.28)	(0:08.51)	(0:11.28)	(0:11.51)	(0:12.12)	(0:12.32)	(0:12.47)	(0:12.18)	(0:12.36)
6	12	Jorum	1:45.63	0:25.84	64.1 (1600-1400)	1:45.63	1:36.99 [4]	1:25.57 [2]	1:13.92 [2]	1:01.92 [3]	0:49.55 [3]	0:37.14 [3]	0:24.98 [4]
	(1)	Amy Graham	7.0L (+16)	0:37.13	1600-1400 (0:11.42)	(0:08.64)	(0:11.42)	(0:11.65)	(0:12.00)	(0:12.37)	(0:12.41)	(0:12.15)	(0:12.38)
7	13	Oval Office	1:45.72	0:26.59	62.8 (1600-1400)	1:45.72	1:36.88 [5]	1:25.08 [7]	1:13.07 [7]	1:01.02 [8]	0:48.94 [7]	0:36.64 [7]	0:24.50 [8]
	(3)	Jett Newman	7.5L (+9)	0:36.64	1600-1400 (0:11.80)	(0:08.84)	(0:11.80)	(0:12.00)	(0:12.05)	(0:12.08)	(0:12.30)	(0:12.13)	(0:12.02)
8	10	Beautiful Jo	1:45.95	0:26.82	63.2 (1600-1400)	1:45.95	1:36.85 [9]	1:25.08 [9]	1:13.03 [9]	1:00.93 [10]	0:48.88 [10]	0:36.61 [9]	0:24.39 [9]
	(6)	Mark Du Plessis	8.9L (+8)	0:36.60	1600-1400 (0:11.77)	(0:09.10)	(0:11.77)	(0:12.04)	(0:12.10)	(0:12.05)	(0:12.27)	(0:12.22)	(0:12.05)
9	4	Stynsy	1:46.10	0:27.11	62.3 (1600-1400)	1:46.10	1:36.84 [10]	1:24.91 [11]	1:12.92 [11]	1:00.88 [11]	0:48.89 [11]	0:36.48 [11]	0:24.28 [11]
	(8)	Scott Sheargold	9.8L (+3)	0:36.48	1600-1400 (0:11.93)	(0:09.26)	(0:11.93)	(0:11.99)	(0:12.04)	(0:11.99)	(0:12.41)	(0:12.20)	(0:12.02)
10	7	Perri Lass	1:46.12	0:26.18	64.4 (1400-1200)	1:46.12	1:37.09 [7]	1:25.64 [5]	1:13.98 [5]	1:02.11 [5]	0:49.72 [5]	0:37.48 [5]	0:25.27 [5]
	(9)	McKenzie Apel	9.8L (+3)	0:37.48	1600-1400 (0:11.45)	(0:09.03)	(0:11.45)	(0:11.66)	(0:11.87)	(0:12.39)	(0:12.23)	(0:12.21)	(0:12.49)

Scratched: Kids Inthe Kitchen (#3), Heroic Beach (#8)

Report Created: Thu 23 April 2026

(Note: Races are conducted over an approximate distance as close as possible to the advertised distance, and recorded data may vary accordingly. Official times refer to race times only and do not include handicap times.)

[] Position in running at each section and finish TAB# Saddle cloth number

Fastest split

-:-:- No data available at this section

BAR# Barrier/Gate Position

Fastest section

NA No data available

DNF Did not finish

DNT Did not track

DT-W Distance travelled compared to winner in metres



Ipswich QLD
 Race 5: GORDON'S GIN Class 1 Handicap - 1700m
 23 April 2026 - 3:34PM



Track Rating: Soft 5, Weather: Fine, Rail Position: +8m Entire Circuit

Field Times (Race Tempo) 1:44.44 (0:08.51) 1:35.93 (0:11.28) 1:24.64 (0:11.51) 1:13.13 (0:12.12) 1:01.02 (0:12.32) 0:48.69 (0:12.47) 0:36.23 (0:12.18) 0:24.05 (0:12.09)

Rank	TAB#	Horse	Overall Time	First 400m	Top Speed km/h (Section)	L1700	L1600	L1400	L1200	L1000	L800	L600	L400
	(BAR#)	Jockey	Margin (DT-W)	Last 600m	Fastest Section (Time)	Start - 1600	1600 - 1400	1400 - 1200	1200 - 1000	1000 - 800	800 - 600	600 - 400	400 - 200
11	6	Linwood	1:46.18	0:27.03	63.6 (1600-1400)	1:46.18	1:36.83 [11]	1:25.03 [10]	1:13.13 [10]	1:01.17 [9]	0:49.12 [9]	0:36.79 [10]	0:24.52 [10]
	(10)	Micheal Hellyer	10.2L (+2)	0:36.78	1600-1400 (0:11.80)	(0:09.35)	(0:11.80)	(0:11.90)	(0:11.96)	(0:12.05)	(0:12.34)	(0:12.27)	(0:12.18)

Scratched: Kids Inthe Kitchen (#3), Heroic Beach (#8)

- [] Position in running at each section and finish
- :--:-- No data available at this section
- NA No data available
- DNT Did not track
- TAB# Saddle cloth number
- BAR# Barrier/Gate Position
- DNF Did not finish
- DT-W Distance travelled compared to winner in metres

- Fastest split
- Fastest section



Ipswich QLD
 Race 5: GORDON'S GIN Class 1 Handicap - 1700m
 23 April 2026 - 3:34PM



Track Rating: Soft 5, Weather: Fine, Rail Position: +8m Entire Circuit

Field Times 0:11.96
 (Race Tempo) (0:11.96)

Rank	TAB#	Horse	Overall Time	First 400m	Top Speed km/h (Section)	L200									
	(BAR#)	Jockey	Margin (DT-W)	Last 600m	Fastest Section (Time)	200 - Finish									
1	2	Piston Rebel	1:44.44	0:26.43	64.9 (1600-1400)	0:11.75 [3]									
	(5)	Brandon Lerena		0:35.56	1600-1400 (0:11.46)	(0:11.75)									
2	11	Prestige Ice	1:44.57	0:26.10	63.2 (1400-1200)	0:11.96 [2]									
	(2)	Dylan Turner	0.7L (+3)	0:35.96	1600-1400 (0:11.70)	(0:11.96)									
3	1	Heroic Rebel	1:44.75	0:25.84	64.2 (1600-1400)	0:12.27 [1]									
	(4)	Daniel Moor	1.8L (+3)	0:36.37	1600-1400 (0:11.50)	(0:12.27)									
4	5	Busker	1:45.11	0:26.66	62.2 (1600-1400)	0:12.14 [5]									
	(11)	Cejay Graham	3.9L (+1)	0:36.00	1600-1400 (0:11.76)	(0:12.14)									
5	9	Our Jewel	1:45.48	0:25.49	65.0 (1600-1400)	0:12.72 [4]									
	(7)	Ben Thompson	6.1L (+4)	0:37.26	1600-1400 (0:11.28)	(0:12.72)									
6	12	Jorum	1:45.63	0:25.84	64.1 (1600-1400)	0:12.60 [6]									
	(1)	Amy Graham	7.0L (+16)	0:37.13	1600-1400 (0:11.42)	(0:12.60)									
7	13	Oval Office	1:45.72	0:26.59	62.8 (1600-1400)	0:12.49 [7]									
	(3)	Jett Newman	7.5L (+9)	0:36.64	1600-1400 (0:11.80)	(0:12.49)									
8	10	Beautiful Jo	1:45.95	0:26.82	63.2 (1600-1400)	0:12.33 [9]									
	(6)	Mark Du Plessis	8.9L (+8)	0:36.60	1600-1400 (0:11.77)	(0:12.33)									
9	4	Stynsy	1:46.10	0:27.11	62.3 (1600-1400)	0:12.26 [10]									
	(8)	Scott Sheargold	9.8L (+3)	0:36.48	1600-1400 (0:11.93)	(0:12.26)									
10	7	Perri Lass	1:46.12	0:26.18	64.4 (1400-1200)	0:12.78 [8]									
	(9)	McKenzie Apel	9.8L (+3)	0:37.48	1600-1400 (0:11.45)	(0:12.78)									

Scratched: Kids Inthe Kitchen (#3), Heroic Beach (#8)

Report Created: Thu 23 April 2026

(Note: Races are conducted over an approximate distance as close as possible to the advertised distance, and recorded data may vary accordingly. Official times refer to race times only and do not include handicap times.)

[] Position in running at each section and finish TAB# Saddle cloth number
 -:-- No data available at this section BAR# Barrier/Gate Position
 NA No data available DNF Did not finish
 DNT Did not track DT-W Distance travelled compared to winner in metres

Fastest split
 Fastest section



Ipswich QLD
 Race 5: GORDON'S GIN Class 1 Handicap - 1700m
 23 April 2026 - 3:34PM



Track Rating: Soft 5, Weather: Fine, Rail Position: +8m Entire Circuit

Field Times 0:11.96
 (Race Tempo) (0:11.96)

Rank	TAB#	Horse	Overall Time	First 400m	Top Speed km/h (Section)	L200							
	(BAR#)	Jockey	Margin (DT-W)	Last 600m	Fastest Section (Time)	200 - Finish							
11	6	Linwood	1:46.18	0:27.03	63.6 (1600-1400)	0:12.33 [11]							
	(10)	Micheal Hellyer	10.2L (+2)	0:36.78	1600-1400 (0:11.80)	(0:12.33)							

Scratched: Kids Inthe Kitchen (#3), Heroic Beach (#8)

Report Created: Thu 23 April 2026

(Note: Races are conducted over an approximate distance as close as possible to the advertised distance, and recorded data may vary accordingly. Official times refer to race times only and do not include handicap times.)

[] Position in running at each section and finish TAB# Saddle cloth number

-:--:-- No data available at this section

NA No data available

DNT Did not track

BAR# Barrier/Gate Position

DNF Did not finish

DT-W Distance travelled compared to winner in metres

Fastest split

Fastest section

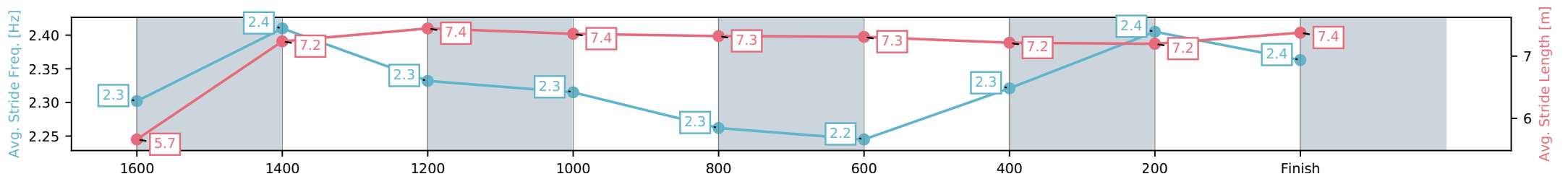
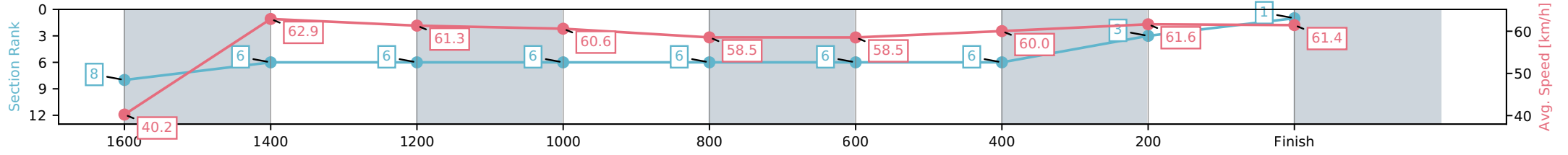
Horse/Jockey Name	Piston Rebel/Brandon Lerena
Finish Rank	1
Fastest Section Time (Section)	0:11.46 (1600-1400)
Top Speed [km/h] (Section)	64.9 (1600-1400)
Race State	Finished



Ipswich QLD --Professional-2026-04-23
 Race 5: GORDON'S GIN Class 1 Handicap - 1700m
 23 April 2026 - 3:34PM
 Track Rating: Soft 5, Weather: Fine, Rail Position: +8m Entire Circuit



Section	L1700	L1600	L1400	L1200	L1000	L800	L600	L400	L200
Section Times	1:44.44 (0:09.10)	1:35.34 [6] (0:11.46)	1:23.88 [6] (0:11.82)	1:12.06 [6] (0:11.92)	1:00.14 [6] (0:12.28)	0:47.87 [6] (0:12.32)	0:35.55 [6] (0:12.03)	0:23.52 [3] (0:11.78)	0:11.75 [1] (0:11.75)
Average Speed [km/h]	40.2	62.9	61.3	60.6	58.5	58.5	60.0	61.6	61.4
Top Speed [km/h]	57.5	64.9	63.2	61.7	60.4	59.6	62.2	63.5	63.5
Avg. Dist. to Rail [m]	5.1	2.5	1.7	0.8	0.8	0.2	0.7	2.7	1.1
Avg. Stride Freq. [Hz]	2.3	2.4	2.3	2.3	2.3	2.2	2.3	2.4	2.4
Avg. Stride Length [m]	5.7	7.2	7.4	7.4	7.3	7.3	7.2	7.2	7.4



[] Ranking at each section and finish
 -.-.- No data available at this section
 NA No data available

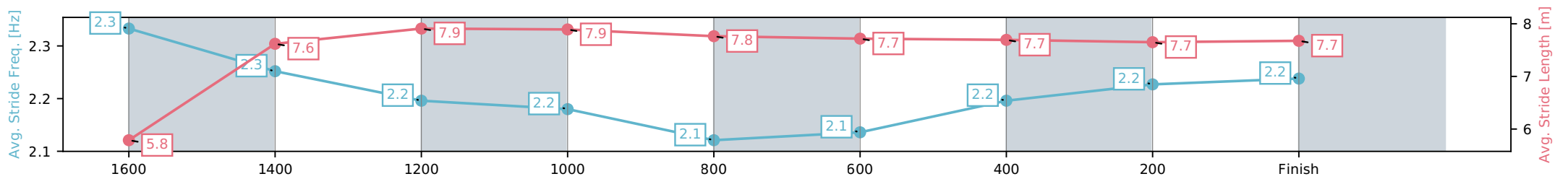
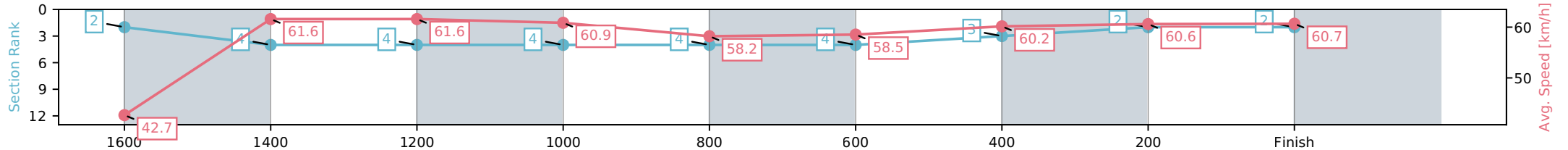
Horse/Jockey Name	Prestige Ice/Dylan Turner
Finish Rank	2
Fastest Section Time (Section)	0:11.70 (1600-1400)
Top Speed [km/h] (Section)	63.2 (1400-1200)
Race State	Finished



Ipswich QLD --Professional-2026-04-23
 Race 5: GORDON'S GIN Class 1 Handicap - 1700m
 23 April 2026 - 3:34PM
 Track Rating: Soft 5, Weather: Fine, Rail Position: +8m Entire Circuit



Section	L1700	L1600	L1400	L1200	L1000	L800	L600	L400	L200
Section Times	1:44.57 (0:08.56)	1:36.01 [4] (0:11.70)	1:24.31 [4] (0:11.78)	1:12.53 [4] (0:11.91)	1:00.62 [4] (0:12.35)	0:48.28 [4] (0:12.32)	0:35.96 [3] (0:12.00)	0:23.96 [2] (0:12.00)	0:11.96 [2] (0:11.96)
Average Speed [km/h]	42.7	61.6	61.6	60.9	58.2	58.5	60.2	60.6	60.7
Top Speed [km/h]	58.2	62.8	63.2	62.0	59.2	58.9	60.8	61.4	61.6
Avg. Dist. to Rail [m]	3.6	2.3	1.8	1.6	0.6	0.5	0.8	3.1	3.5
Avg. Stride Freq. [Hz]	2.3	2.3	2.2	2.2	2.1	2.1	2.2	2.2	2.2
Avg. Stride Length [m]	5.8	7.6	7.9	7.9	7.8	7.7	7.7	7.7	7.7



[] Ranking at each section and finish
 -.-.- No data available at this section
 NA No data available

Horse/Jockey Name	Heroic Rebel/Daniel Moor
Finish Rank	3
Fastest Section Time (Section)	0:11.50 (1600-1400)
Top Speed [km/h] (Section)	64.2 (1600-1400)
Race State	Finished



Ipswich QLD --Professional-2026-04-23

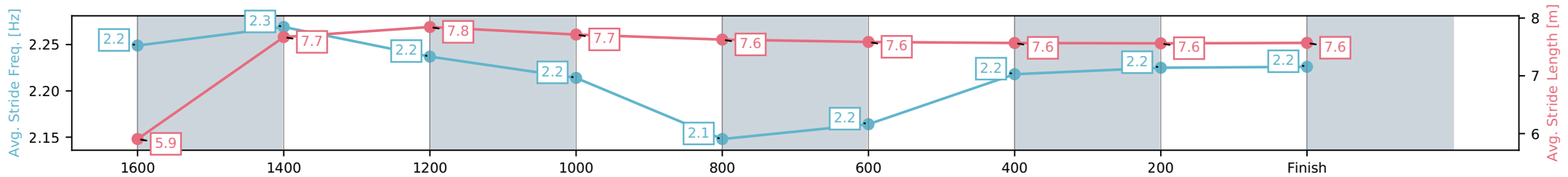
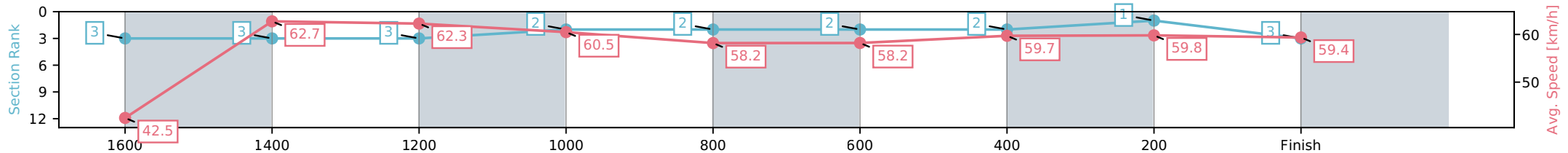
Race 5: GORDON'S GIN Class 1 Handicap - 1700m

23 April 2026 - 3:34PM

Track Rating: Soft 5, Weather: Fine, Rail Position: +8m Entire Circuit



Section	L1700	L1600	L1400	L1200	L1000	L800	L600	L400	L200
Section Times	1:44.75 (0:08.57)	1:36.18 [3] (0:11.50)	1:24.69 [3] (0:11.66)	1:13.02 [2] (0:11.96)	1:01.07 [2] (0:12.35)	0:48.72 [2] (0:12.36)	0:36.37 [2] (0:12.03)	0:24.34 [1] (0:12.07)	0:12.27 [3] (0:12.27)
Average Speed [km/h]	42.5	62.7	62.3	60.5	58.2	58.2	59.7	59.8	59.4
Top Speed [km/h]	58.2	64.2	63.7	61.8	58.6	58.5	60.4	60.4	60.6
Avg. Dist. to Rail [m]	5.5	3.3	1.8	1.4	0.9	0.3	0.4	1.4	1.4
Avg. Stride Freq. [Hz]	2.2	2.3	2.2	2.2	2.1	2.2	2.2	2.2	2.2
Avg. Stride Length [m]	5.9	7.7	7.8	7.7	7.6	7.6	7.6	7.6	7.6



[] Ranking at each section and finish
 -.-.- No data available at this section
 NA No data available

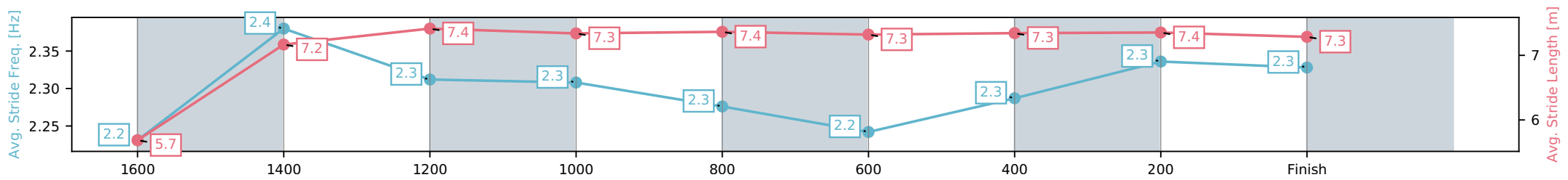
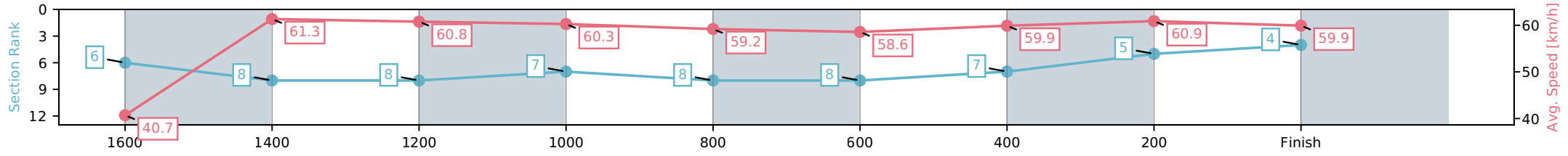
Horse/Jockey Name	Busker/Cejay Graham
Finish Rank	4
Fastest Section Time (Section)	0:11.76 (1600-1400)
Top Speed [km/h] (Section)	62.2 (1600-1400)
Race State	Finished



Ipswich QLD --Professional-2026-04-23
 Race 5: GORDON'S GIN Class 1 Handicap - 1700m
 23 April 2026 - 3:34PM
 Track Rating: Soft 5, Weather: Fine, Rail Position: +8m Entire Circuit



Section	L1700	L1600	L1400	L1200	L1000	L800	L600	L400	L200
Section Times	1:45.11 (0:08.95)	1:36.16 [8] (0:11.76)	1:24.40 [8] (0:11.95)	1:12.44 [7] (0:12.01)	1:00.43 [8] (0:12.15)	0:48.28 [8] (0:12.29)	0:36.00 [7] (0:12.00)	0:24.00 [5] (0:11.86)	0:12.14 [4] (0:12.14)
Average Speed [km/h]	40.7	61.3	60.8	60.3	59.2	58.6	59.9	60.9	59.9
Top Speed [km/h]	57.8	62.2	61.5	60.8	60.9	59.6	61.4	61.6	60.9
Avg. Dist. to Rail [m]	10.8	5.0	2.1	1.5	0.5	0.3	0.5	1.5	1.5
Avg. Stride Freq. [Hz]	2.2	2.4	2.3	2.3	2.3	2.2	2.3	2.3	2.3
Avg. Stride Length [m]	5.7	7.2	7.4	7.3	7.4	7.3	7.3	7.4	7.3



[] Ranking at each section and finish
 -.-.- No data available at this section
 NA No data available

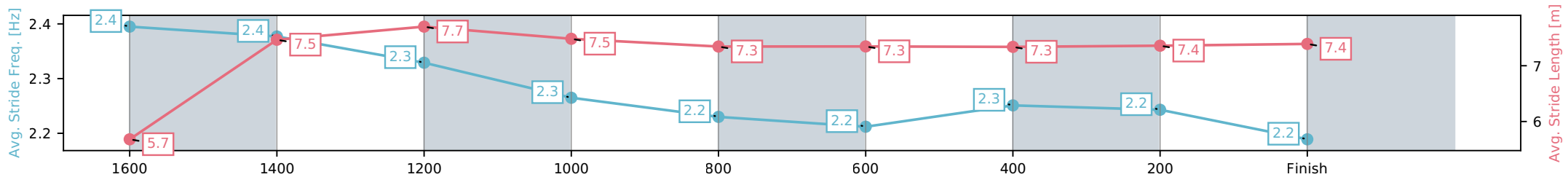
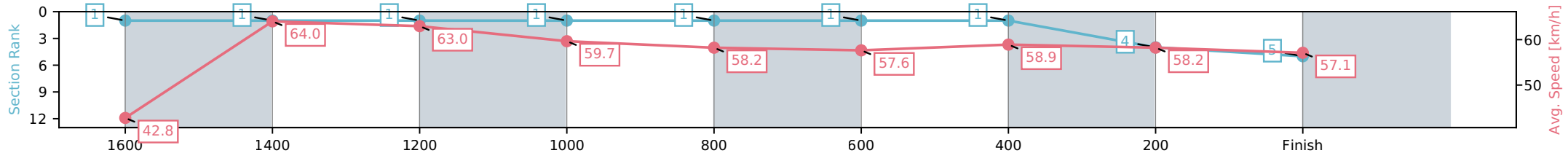
Horse/Jockey Name	Our Jewel/Ben Thompson
Finish Rank	5
Fastest Section Time (Section)	0:11.28 (1600-1400)
Top Speed [km/h] (Section)	65.0 (1600-1400)
Race State	Finished



Ipswich QLD --Professional-2026-04-23
 Race 5: GORDON'S GIN Class 1 Handicap - 1700m
 23 April 2026 - 3:34PM
 Track Rating: Soft 5, Weather: Fine, Rail Position: +8m Entire Circuit



Section	L1700	L1600	L1400	L1200	L1000	L800	L600	L400	L200
Section Times	1:45.48 (0:08.51)	1:36.97 [1] (0:11.28)	1:25.68 [1] (0:11.51)	1:14.17 [1] (0:12.12)	1:02.06 [1] (0:12.32)	0:49.73 [1] (0:12.47)	0:37.26 [1] (0:12.18)	0:25.09 [4] (0:12.36)	0:12.72 [5] (0:12.72)
Average Speed [km/h]	42.8	64.0	63.0	59.7	58.2	57.6	58.9	58.2	57.1
Top Speed [km/h]	59.5	65.0	64.2	61.4	59.0	58.0	59.3	58.9	58.3
Avg. Dist. to Rail [m]	7.8	4.6	1.8	0.8	1.0	0.4	0.8	0.4	0.5
Avg. Stride Freq. [Hz]	2.4	2.4	2.3	2.3	2.2	2.2	2.3	2.2	2.2
Avg. Stride Length [m]	5.7	7.5	7.7	7.5	7.3	7.3	7.3	7.4	7.4



[] Ranking at each section and finish
 -:-:- No data available at this section
 NA No data available

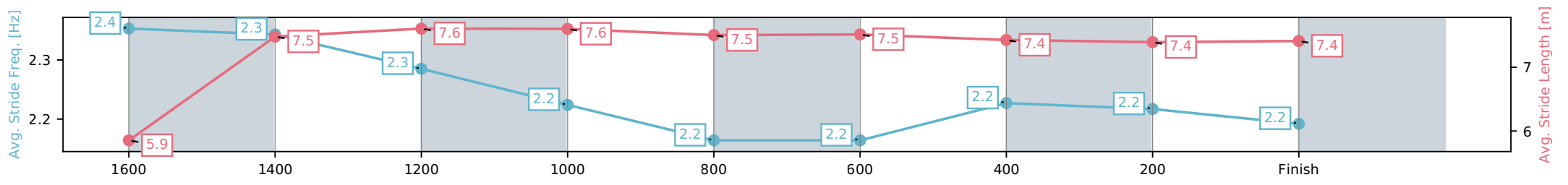
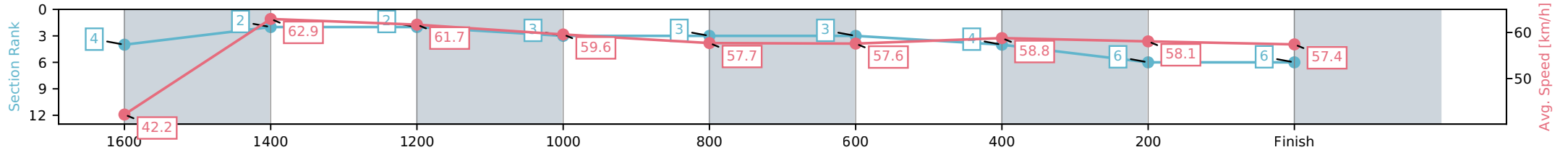
Horse/Jockey Name	Jorum/Amy Graham
Finish Rank	6
Fastest Section Time (Section)	0:11.42 (1600-1400)
Top Speed [km/h] (Section)	64.1 (1600-1400)
Race State	Finished



Ipswich QLD --Professional-2026-04-23
 Race 5: GORDON'S GIN Class 1 Handicap - 1700m
 23 April 2026 - 3:34PM
 Track Rating: Soft 5, Weather: Fine, Rail Position: +8m Entire Circuit



Section	L1700	L1600	L1400	L1200	L1000	L800	L600	L400	L200
Section Times	1:45.63 (0:08.64)	1:36.99 [2] (0:11.42)	1:25.57 [2] (0:11.65)	1:13.92 [3] (0:12.00)	1:01.92 [3] (0:12.37)	0:49.55 [3] (0:12.41)	0:37.14 [4] (0:12.15)	0:24.98 [6] (0:12.38)	0:12.60 [6] (0:12.60)
Average Speed [km/h]	42.2	62.9	61.7	59.6	57.7	57.6	58.8	58.1	57.4
Top Speed [km/h]	58.6	64.1	62.7	61.9	58.3	58.5	59.8	58.8	58.4
Avg. Dist. to Rail [m]	2.0	0.7	0.5	1.4	3.3	1.9	1.8	0.8	0.9
Avg. Stride Freq. [Hz]	2.4	2.3	2.3	2.2	2.2	2.2	2.2	2.2	2.2
Avg. Stride Length [m]	5.9	7.5	7.6	7.6	7.5	7.5	7.4	7.4	7.4



[] Ranking at each section and finish
 -.-.- No data available at this section
 NA No data available

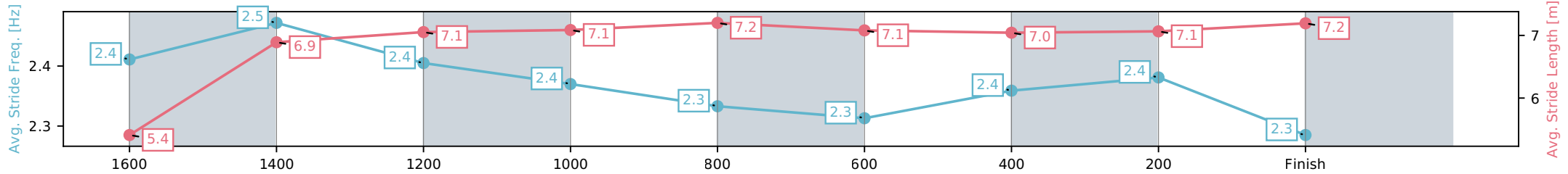
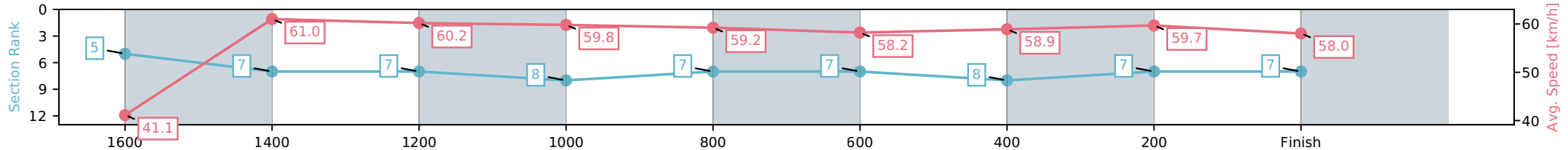
Horse/Jockey Name	Oval Office/Jett Newman
Finish Rank	7
Fastest Section Time (Section)	0:11.80 (1600-1400)
Top Speed [km/h] (Section)	62.8 (1600-1400)
Race State	Finished



Ipswich QLD --Professional-2026-04-23
 Race 5: GORDON'S GIN Class 1 Handicap - 1700m
 23 April 2026 - 3:34PM
 Track Rating: Soft 5, Weather: Fine, Rail Position: +8m Entire Circuit



Section	L1700	L1600	L1400	L1200	L1000	L800	L600	L400	L200
Section Times	1:45.72 (0:08.84)	1:36.88 [7] (0:11.80)	1:25.08 [7] (0:12.00)	1:13.07 [8] (0:12.05)	1:01.02 [7] (0:12.08)	0:48.94 [7] (0:12.30)	0:36.64 [8] (0:12.13)	0:24.50 [7] (0:12.02)	0:12.49 [7] (0:12.49)
Average Speed [km/h]	41.1	61.0	60.2	59.8	59.2	58.2	58.9	59.7	58.0
Top Speed [km/h]	56.3	62.8	61.3	60.6	61.5	59.3	59.6	61.0	58.7
Avg. Dist. to Rail [m]	4.3	1.4	0.8	0.6	1.7	1.6	1.6	0.7	1.6
Avg. Stride Freq. [Hz]	2.4	2.5	2.4	2.4	2.3	2.3	2.4	2.4	2.3
Avg. Stride Length [m]	5.4	6.9	7.1	7.1	7.2	7.1	7.0	7.1	7.2



[] Ranking at each section and finish
 -.-.- No data available at this section
 NA No data available

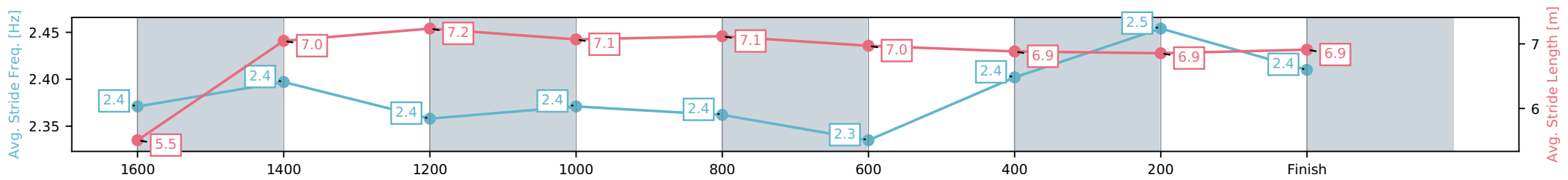
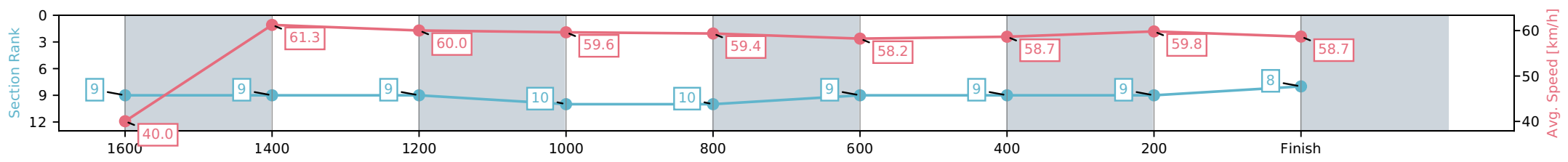
Horse/Jockey Name	Beautiful Jo/Mark Du Plessis
Finish Rank	8
Fastest Section Time (Section)	0:11.77 (1600-1400)
Top Speed [km/h] (Section)	63.2 (1600-1400)
Race State	Finished



Ipswich QLD --Professional-2026-04-23
 Race 5: GORDON'S GIN Class 1 Handicap - 1700m
 23 April 2026 - 3:34PM
 Track Rating: Soft 5, Weather: Fine, Rail Position: +8m Entire Circuit



Section	L1700	L1600	L1400	L1200	L1000	L800	L600	L400	L200
Section Times	1:45.95 (0:09.10)	1:36.85 [9] (0:11.77)	1:25.08 [9] (0:12.04)	1:13.03 [10] (0:12.10)	1:00.93 [10] (0:12.05)	0:48.88 [9] (0:12.27)	0:36.61 [9] (0:12.22)	0:24.39 [9] (0:12.05)	0:12.33 [8] (0:12.33)
Average Speed [km/h]	40.0	61.3	60.0	59.6	59.4	58.2	58.7	59.8	58.7
Top Speed [km/h]	56.3	63.2	62.6	60.7	61.9	59.1	59.3	60.3	60.5
Avg. Dist. to Rail [m]	6.2	2.7	0.9	0.7	1.9	1.8	1.5	0.6	0.7
Avg. Stride Freq. [Hz]	2.4	2.4	2.4	2.4	2.4	2.3	2.4	2.5	2.4
Avg. Stride Length [m]	5.5	7.0	7.2	7.1	7.1	7.0	6.9	6.9	6.9



[] Ranking at each section and finish
 -.-.- No data available at this section
 NA No data available

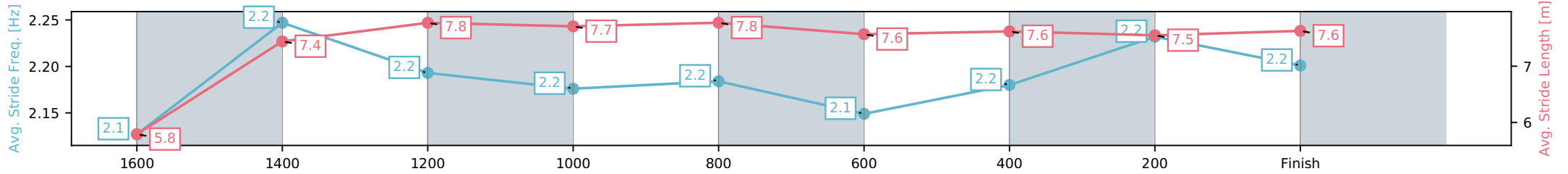
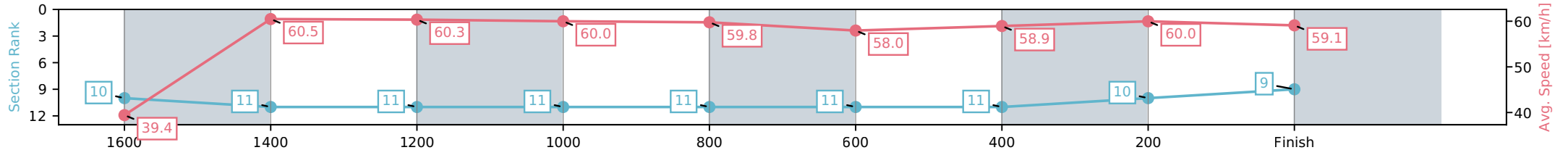
Horse/Jockey Name	Stynsy/Scott Sheargold
Finish Rank	9
Fastest Section Time (Section)	0:11.93 (1600-1400)
Top Speed [km/h] (Section)	62.3 (1600-1400)
Race State	Finished



Ipswich QLD --Professional-2026-04-23
 Race 5: GORDON'S GIN Class 1 Handicap - 1700m
 23 April 2026 - 3:34PM
 Track Rating: Soft 5, Weather: Fine, Rail Position: +8m Entire Circuit



Section	L1700	L1600	L1400	L1200	L1000	L800	L600	L400	L200
Section Times	1:46.10 (0:09.26)	1:36.84 [11] (0:11.93)	1:24.91 [11] (0:11.99)	1:12.92 [11] (0:12.04)	1:00.88 [11] (0:11.99)	0:48.89 [11] (0:12.41)	0:36.48 [11] (0:12.20)	0:24.28 [10] (0:12.02)	0:12.26 [9] (0:12.26)
Average Speed [km/h]	39.4	60.5	60.3	60.0	59.8	58.0	58.9	60.0	59.1
Top Speed [km/h]	56.1	62.3	61.8	60.9	61.4	59.5	60.0	61.0	60.7
Avg. Dist. to Rail [m]	7.8	2.2	1.0	0.9	1.0	0.4	0.3	0.8	0.8
Avg. Stride Freq. [Hz]	2.1	2.2	2.2	2.2	2.2	2.1	2.2	2.2	2.2
Avg. Stride Length [m]	5.8	7.4	7.8	7.7	7.8	7.6	7.6	7.5	7.6



[] Ranking at each section and finish
 -.-.- No data available at this section
 NA No data available

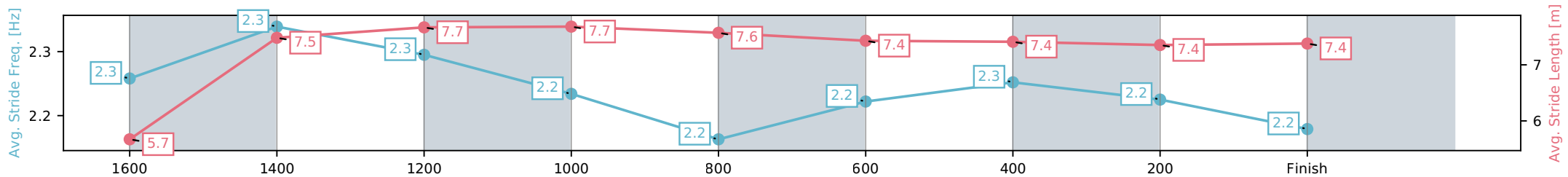
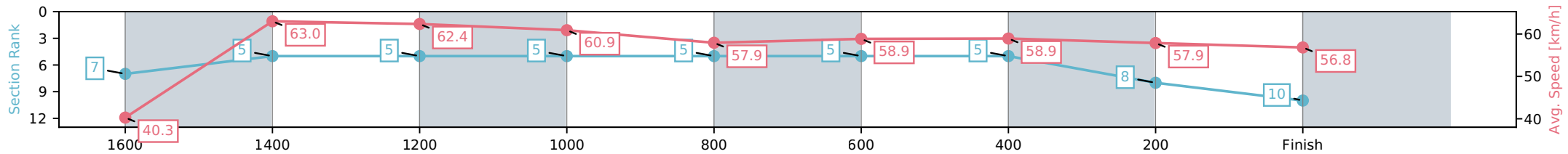
Horse/Jockey Name	Perri Lass/McKenzie Apel
Finish Rank	10
Fastest Section Time (Section)	0:11.45 (1600-1400)
Top Speed [km/h] (Section)	64.4 (1400-1200)
Race State	Finished



Ipswich QLD --Professional-2026-04-23
 Race 5: GORDON'S GIN Class 1 Handicap - 1700m
 23 April 2026 - 3:34PM
 Track Rating: Soft 5, Weather: Fine, Rail Position: +8m Entire Circuit



Section	L1700	L1600	L1400	L1200	L1000	L800	L600	L400	L200
Section Times	1:46.12 (0:09.03)	1:37.09 [5] (0:11.45)	1:25.64 [5] (0:11.66)	1:13.98 [5] (0:11.87)	1:02.11 [5] (0:12.39)	0:49.72 [5] (0:12.23)	0:37.48 [5] (0:12.21)	0:25.27 [8] (0:12.49)	0:12.78 [10] (0:12.78)
Average Speed [km/h]	40.3	63.0	62.4	60.9	57.9	58.9	58.9	57.9	56.8
Top Speed [km/h]	58.0	64.0	64.4	62.4	58.5	59.7	59.8	58.5	58.4
Avg. Dist. to Rail [m]	9.0	4.4	2.2	1.2	1.2	0.3	0.3	2.1	3.4
Avg. Stride Freq. [Hz]	2.3	2.3	2.3	2.2	2.2	2.2	2.3	2.2	2.2
Avg. Stride Length [m]	5.7	7.5	7.7	7.7	7.6	7.4	7.4	7.4	7.4



[] Ranking at each section and finish
 -.-.- No data available at this section
 NA No data available

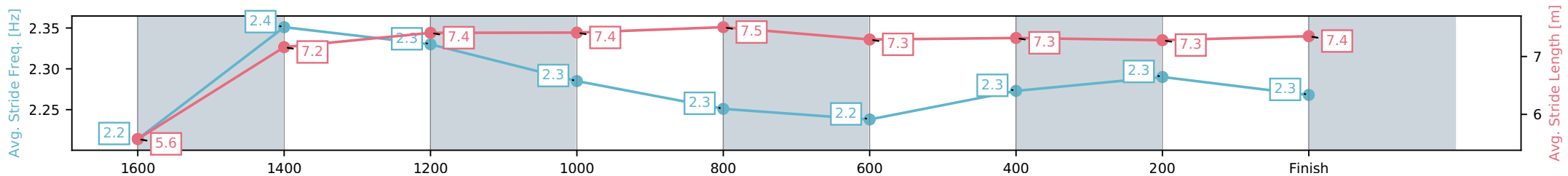
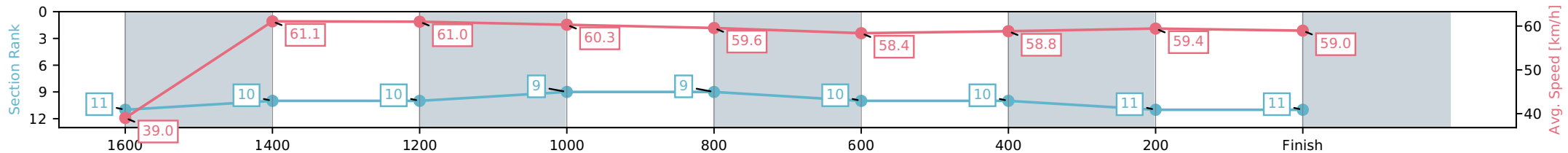
Horse/Jockey Name	Linwood/Micheal Hellyer
Finish Rank	11
Fastest Section Time (Section)	0:11.80 (1600-1400)
Top Speed [km/h] (Section)	63.6 (1600-1400)
Race State	Finished



Ipswich QLD --Professional-2026-04-23
 Race 5: GORDON'S GIN Class 1 Handicap - 1700m
 23 April 2026 - 3:34PM
 Track Rating: Soft 5, Weather: Fine, Rail Position: +8m Entire Circuit



Section	L1700	L1600	L1400	L1200	L1000	L800	L600	L400	L200
Section Times	1:46.18 (0:09.35)	1:36.83 [10] (0:11.80)	1:25.03 [10] (0:11.90)	1:13.13 [9] (0:11.96)	1:01.17 [9] (0:12.05)	0:49.12 [10] (0:12.34)	0:36.79 [10] (0:12.27)	0:24.52 [11] (0:12.18)	0:12.33 [11] (0:12.33)
Average Speed [km/h]	39.0	61.1	61.0	60.3	59.6	58.4	58.8	59.4	59.0
Top Speed [km/h]	55.1	63.6	62.9	61.2	61.7	60.1	59.8	60.5	61.1
Avg. Dist. to Rail [m]	9.7	3.0	1.7	0.7	1.0	0.3	0.6	1.8	2.2
Avg. Stride Freq. [Hz]	2.2	2.4	2.3	2.3	2.3	2.2	2.3	2.3	2.3
Avg. Stride Length [m]	5.6	7.2	7.4	7.4	7.5	7.3	7.3	7.3	7.4



- [] Ranking at each section and finish
- :-:- No data available at this section
- NA No data available



Ipswich QLD

Race 6: TAB IPSWICH CUP ON SALE BENCHMARK 58 Handicap - 2200m

23 April 2026 - 4:13PM

Track Rating: Soft 5, Weather: Fine, Rail Position: +8m Entire Circuit



Field Times (Race Tempo) 2:19.36 (0:14.59) 2:04.77 (0:12.08) 1:52.68 (0:12.46) 1:40.22 (0:12.79) 1:27.43 (0:12.55) 1:14.89 (0:13.14) 1:01.75 (0:13.43) 0:48.32 (0:12.69)

Rank	TAB#	Horse	Overall Time	First 400m	Top Speed km/h (Section)	L2200	L2000	L1800	L1600	L1400	L1200	L1000	L800
	(BAR#)	Jockey	Margin (DT-W)	Last 600m	Fastest Section (Time)	Start - 2000	2000 - 1800	1800 - 1600	1600 - 1400	1400 - 1200	1200 - 1000	1000 - 800	800 - 600
1	6	Autumn Heir	2:19.36	0:27.11	63.8 (2000-1800)	2:19.36	2:04.20 [4]	1:52.25 [5]	1:39.57 [6]	1:26.74 [7]	1:14.10 [6]	1:01.03 [6]	0:48.06 [6]
	(6)	Ryan Maloney		0:35.38	400-200 (0:11.65)	(0:15.16)	(0:11.95)	(0:12.68)	(0:12.83)	(0:12.65)	(0:13.06)	(0:12.98)	(0:12.68)
2	3	Kalkanli	2:19.60	0:27.24	64.7 (2000-1800)	2:19.60	2:04.18 [7]	1:52.36 [7]	1:39.95 [5]	1:27.60 [3]	1:15.13 [1]	1:01.99 [1]	0:48.56 [1]
	(5)	Boris Thornton	1.4L (+5)	0:35.81	400-200 (0:11.76)	(0:15.42)	(0:11.82)	(0:12.41)	(0:12.34)	(0:12.48)	(0:13.14)	(0:13.43)	(0:12.75)
3	11	Bright The Sun	2:19.80	0:26.89	62.2 (200-0)	2:19.80	2:04.76 [3]	1:52.90 [3]	1:40.22 [4]	1:27.48 [5]	1:14.78 [5]	1:01.74 [4]	0:48.50 [5]
	(8)	Nozi Tomizawa	2.6L (+4)	0:35.71	200-0 (0:11.75)	(0:15.04)	(0:11.85)	(0:12.68)	(0:12.74)	(0:12.70)	(0:13.03)	(0:13.25)	(0:12.78)
4	2	Aboveforty	2:19.81	0:26.67	63.7 (2200 - 2000)	2:19.81	2:05.22 [1]	1:53.13 [1]	1:40.67 [1]	1:27.88 [1]	1:15.11 [2]	1:01.94 [3]	0:48.53 [4]
	(9)	Dylan Turner	2.6L (+10)	0:35.72	400-200 (0:11.80)	(0:14.59)	(0:12.08)	(0:12.46)	(0:12.79)	(0:12.77)	(0:13.16)	(0:13.41)	(0:12.81)
5	9	Kenshin Maru	2:19.82	0:27.44	64.5 (200-0)	2:19.82	2:04.14 [8]	1:52.37 [8]	1:39.70 [8]	1:26.86 [8]	1:14.28 [8]	1:01.31 [8]	0:48.74 [3]
	(3)	Paul Hamblin	2.7L (+4)	0:36.09	2000-1800 (0:11.76)	(0:15.68)	(0:11.76)	(0:12.68)	(0:12.83)	(0:12.59)	(0:12.97)	(0:12.57)	(0:12.65)
6	7	Hurricane Rosie	2:20.09	0:26.96	62.4 (400-200)	2:20.09	2:05.18 [2]	1:53.13 [4]	1:40.62 [3]	1:27.87 [4]	1:15.14 [4]	1:01.95 [5]	0:48.58 [7]
	(1)	Luke Dempsey	4.3L (+10)	0:35.72	400-200 (0:11.74)	(0:14.91)	(0:12.05)	(0:12.51)	(0:12.76)	(0:12.73)	(0:13.19)	(0:13.37)	(0:12.86)
7	8	Montevecchio	2:20.21	0:27.23	63.0 (2000-1800)	2:20.21	2:04.90 [6]	1:52.98 [6]	1:40.41 [7]	1:27.62 [6]	1:14.93 [7]	1:01.80 [7]	0:48.52 [9]
	(2)	Jaden Lloyd	5.0L (+4)	0:35.82	400-200 (0:11.78)	(0:15.31)	(0:11.92)	(0:12.57)	(0:12.79)	(0:12.68)	(0:13.13)	(0:13.28)	(0:12.71)
8	5	Shirley Pearly	2:20.37	0:27.62	63.2 (2000-1800)	2:20.37	2:04.55 [9]	1:52.75 [9]	1:40.08 [9]	1:27.19 [10]	1:14.65 [10]	1:01.62 [10]	0:48.78 [8]
	(10)	Benjamin Osmond	5.9L (+2)	0:36.18	2000-1800 (0:11.80)	(0:15.82)	(0:11.80)	(0:12.68)	(0:12.88)	(0:12.54)	(0:13.02)	(0:12.84)	(0:12.60)
9	15	Flying Rothe	2:20.47	0:27.69	62.8 (2000-1800)	2:20.47	2:04.59 [10]	1:52.77 [10]	1:40.17 [10]	1:27.35 [9]	1:14.83 [9]	1:01.87 [9]	0:48.64 [10]
	(4)	Fred Larson	6.5L (+7)	0:36.02	2000-1800 (0:11.81)	(0:15.88)	(0:11.81)	(0:12.60)	(0:12.82)	(0:12.52)	(0:12.96)	(0:13.23)	(0:12.62)
10	10	Slugworth	2:22.86	0:26.86	63.1 (2000-1800)	2:22.86	2:07.64 [5]	1:55.99 [2]	1:43.58 [2]	1:30.89 [2]	1:18.15 [3]	1:05.12 [2]	0:51.81 [2]
	(7)	Angela Jones	20.6L (-1)	0:39.08	2000-1800 (0:11.64)	(0:15.22)	(0:11.64)	(0:12.42)	(0:12.68)	(0:12.74)	(0:13.03)	(0:13.31)	(0:12.74)

Scratched: Vermilion Kirin (#1), Reggie's Folly (#4), Metcalfe (#12), Proclaimer (#13), Jamcart (#14)

Report Created: Thu 23 April 2026

(Note: Races are conducted over an approximate distance as close as possible to the advertised distance, and recorded data may vary accordingly. Official times refer to race times only and do not include handicap times.)

[] Position in running at each section and finish TAB# Saddle cloth number

Fastest split

-:--:-- No data available at this section

BAR# Barrier/Gate Position

Fastest section

NA No data available

DNF Did not finish

DNT Did not track

DT-W Distance travelled compared to winner in metres



Ipswich QLD

Race 6: TAB IPSWICH CUP ON SALE BENCHMARK 58 Handicap - 2200m

23 April 2026 - 4:13PM

Track Rating: Soft 5, Weather: Fine, Rail Position: +8m Entire Circuit



Field Times (Race Tempo) 0:35.63 (0:12.15) 0:23.48 (0:11.66) 0:11.82 (0:11.82)

Rank	TAB#	Horse	Overall Time	First 400m	Top Speed km/h (Section)	L600	L400	L200					
	(BAR#)	Jockey	Margin (DT-W)	Last 600m	Fastest Section (Time)	600 - 400	400 - 200	200 - Finish					
1	6	Autumn Heir	2:19.36	0:27.11	63.8 (2000-1800)	0:35.38 [4]	0:23.47 [2]	0:11.82 [1]					
	(6)	Ryan Maloney		0:35.38	400-200 (0:11.65)	(0:11.91)	(0:11.65)	(0:11.82)					
2	3	Kalkanli	2:19.60	0:27.24	64.7 (2000-1800)	0:35.81 [3]	0:23.72 [1]	0:11.96 [2]					
	(5)	Boris Thornton	1.4L (+5)	0:35.81	400-200 (0:11.76)	(0:12.09)	(0:11.76)	(0:11.96)					
3	11	Bright The Sun	2:19.80	0:26.89	62.2 (200-0)	0:35.72 [5]	0:23.65 [5]	0:11.75 [5]					
	(8)	Nozi Tomizawa	2.6L (+4)	0:35.71	200-0 (0:11.75)	(0:12.06)	(0:11.90)	(0:11.75)					
4	2	Aboveforty	2:19.81	0:26.67	63.7 (2200 - 2000)	0:35.72 [5]	0:23.70 [4]	0:11.90 [4]					
	(9)	Dylan Turner	2.6L (+10)	0:35.72	400-200 (0:11.80)	(0:12.02)	(0:11.80)	(0:11.90)					
5	9	Kenshin Maru	2:19.82	0:27.44	64.5 (200-0)	0:36.09 [1]	0:23.91 [3]	0:12.05 [3]					
	(3)	Paul Hamblin	2.7L (+4)	0:36.09	2000-1800 (0:11.76)	(0:12.18)	(0:11.86)	(0:12.05)					
6	7	Hurricane Rosie	2:20.09	0:26.96	62.4 (400-200)	0:35.73 [8]	0:23.69 [8]	0:11.95 [6]					
	(1)	Luke Dempsey	4.3L (+10)	0:35.72	400-200 (0:11.74)	(0:12.03)	(0:11.74)	(0:11.95)					
7	8	Montevecchio	2:20.21	0:27.23	63.0 (2000-1800)	0:35.81 [9]	0:23.76 [9]	0:11.98 [7]					
	(2)	Jaden Lloyd	5.0L (+4)	0:35.82	400-200 (0:11.78)	(0:12.06)	(0:11.78)	(0:11.98)					
8	5	Shirley Pearly	2:20.37	0:27.62	63.2 (2000-1800)	0:36.18 [7]	0:24.03 [7]	0:12.09 [8]					
	(10)	Benjamin Osmond	5.9L (+2)	0:36.18	2000-1800 (0:11.80)	(0:12.15)	(0:11.94)	(0:12.09)					
9	15	Flying Rothe	2:20.47	0:27.69	62.8 (2000-1800)	0:36.02 [10]	0:23.83 [10]	0:11.82 [9]					
	(4)	Fred Larson	6.5L (+7)	0:36.02	2000-1800 (0:11.81)	(0:12.19)	(0:12.01)	(0:11.82)					
10	10	Slugworth	2:22.86	0:26.86	63.1 (2000-1800)	0:39.07 [2]	0:26.60 [6]	0:13.93 [10]					
	(7)	Angela Jones	20.6L (-1)	0:39.08	2000-1800 (0:11.64)	(0:12.48)	(0:12.67)	(0:13.93)					

Scratched: Vermilion Kirin (#1), Reggie's Folly (#4), Metcalfe (#12), Proclaimer (#13), Jamcart (#14)

Report Created: Thu 23 April 2026

(Note: Races are conducted over an approximate distance as close as possible to the advertised distance, and recorded data may vary accordingly. Official times refer to race times only and do not include handicap times.)

[] Position in running at each section and finish TAB# Saddle cloth number

Fastest split

-:--:-- No data available at this section

BAR# Barrier/Gate Position

Fastest section

NA No data available

DNF Did not finish

DNT Did not track

DT-W Distance travelled compared to winner in metres

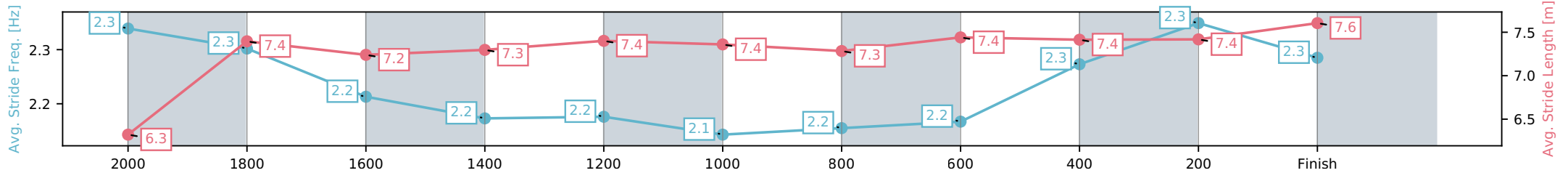
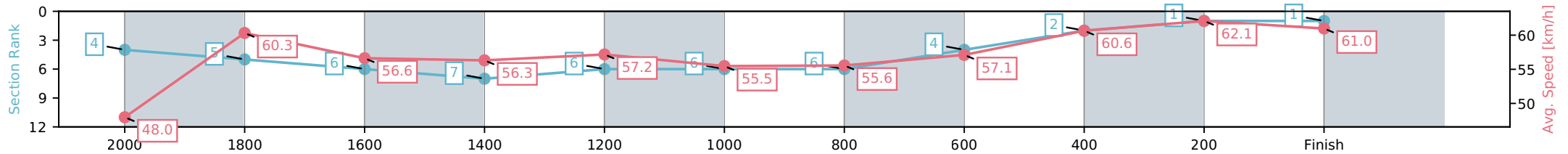
Horse/Jockey Name	Autumn Heir/Ryan Maloney
Finish Rank	1
Fastest Section Time (Section)	0:11.65 (400-200)
Top Speed [km/h] (Section)	63.8 (2000-1800)
Race State	Finished



Ipswich QLD --Professional-2026-04-23
 Race 6: TAB IPSWICH CUP ON SALE BENCHMARK 58
 Handicap - 2200m
 23 April 2026 - 4:13PM
 Track Rating: Soft 5, Weather: Fine, Rail Position: +8m Entire Circuit



Section	L2200	L2000	L1800	L1600	L1400	L1200	L1000	L800	L600	L400	L200
Section Times	2:19.36 (0:15.16)	2:04.20 [5] (0:11.95)	1:52.25 [6] (0:12.68)	1:39.57 [7] (0:12.83)	1:26.74 [6] (0:12.65)	1:14.10 [6] (0:13.06)	1:01.03 [6] (0:12.98)	0:48.06 [4] (0:12.68)	0:35.38 [2] (0:11.91)	0:23.47 [1] (0:11.65)	0:11.82 [1] (0:11.82)
Average Speed [km/h]	48.0	60.3	56.6	56.3	57.2	55.5	55.6	57.1	60.6	62.1	61.0
Top Speed [km/h]	59.8	63.8	57.9	57.4	58.6	56.6	56.7	58.2	61.7	63.0	63.1
Avg. Dist. to Rail [m]	2.7	0.5	0.9	1.6	1.5	1.4	0.6	1.6	1.4	0.6	0.5
Avg. Stride Freq. [Hz]	2.3	2.3	2.2	2.2	2.2	2.1	2.2	2.2	2.3	2.3	2.3
Avg. Stride Length [m]	6.3	7.4	7.2	7.3	7.4	7.4	7.3	7.4	7.4	7.4	7.6



[] Ranking at each section and finish
 -.-.- No data available at this section
 NA No data available

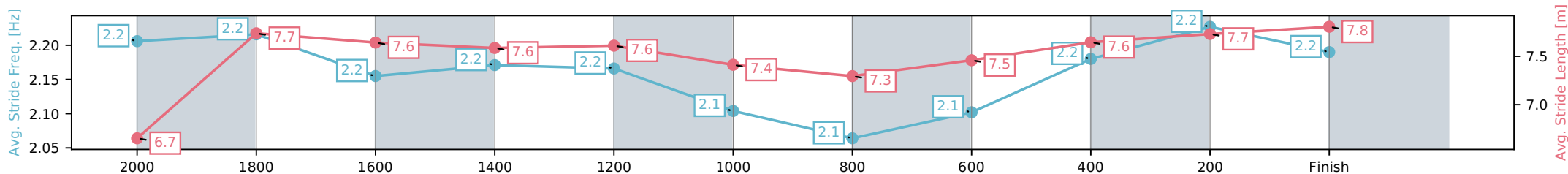
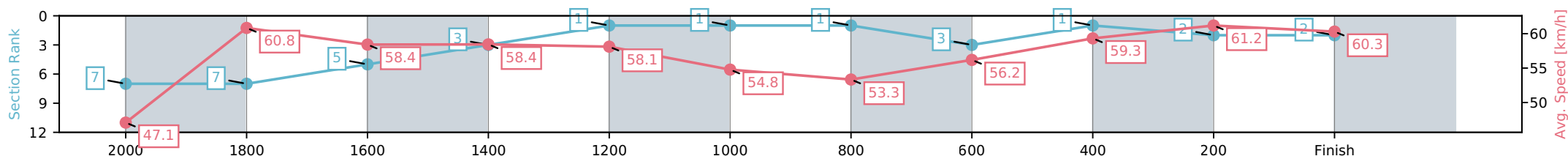
Horse/Jockey Name	Kalkanli/Boris Thornton
Finish Rank	2
Fastest Section Time (Section)	0:11.76 (400-200)
Top Speed [km/h] (Section)	64.7 (2000-1800)
Race State	Finished



Ipswich QLD --Professional-2026-04-23
 Race 6: TAB IPSWICH CUP ON SALE BENCHMARK 58
 Handicap - 2200m
 23 April 2026 - 4:13PM
 Track Rating: Soft 5, Weather: Fine, Rail Position: +8m Entire Circuit



Section	L2200	L2000	L1800	L1600	L1400	L1200	L1000	L800	L600	L400	L200
Section Times	2:19.60 (0:15.42)	2:04.18 [7] (0:11.82)	1:52.36 [5] (0:12.41)	1:39.95 [3] (0:12.34)	1:27.60 [1] (0:12.48)	1:15.13 [1] (0:13.14)	1:01.99 [1] (0:13.43)	0:48.56 [3] (0:12.75)	0:35.81 [1] (0:12.09)	0:23.72 [2] (0:11.76)	0:11.96 [2] (0:11.96)
Average Speed [km/h]	47.1	60.8	58.4	58.4	58.1	54.8	53.3	56.2	59.3	61.2	60.3
Top Speed [km/h]	60.1	64.7	59.2	59.1	59.0	56.7	54.0	57.8	60.9	61.8	61.9
Avg. Dist. to Rail [m]	2.4	0.3	1.1	2.3	1.5	0.4	1.5	1.0	1.2	0.3	0.3
Avg. Stride Freq. [Hz]	2.2	2.2	2.2	2.2	2.2	2.1	2.1	2.1	2.2	2.2	2.2
Avg. Stride Length [m]	6.7	7.7	7.6	7.6	7.6	7.4	7.3	7.5	7.6	7.7	7.8



- [] Ranking at each section and finish
- :-:- No data available at this section
- NA No data available

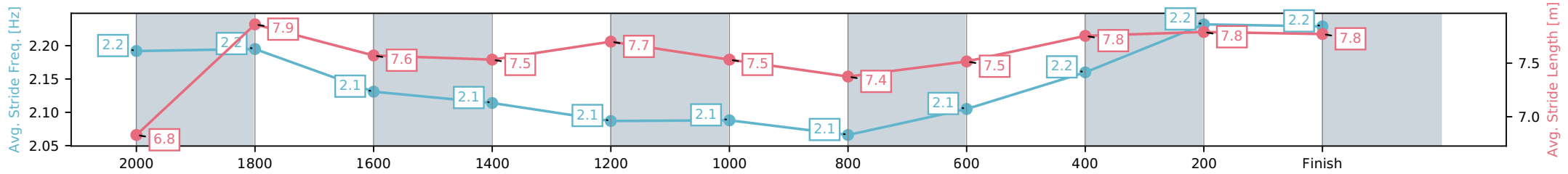
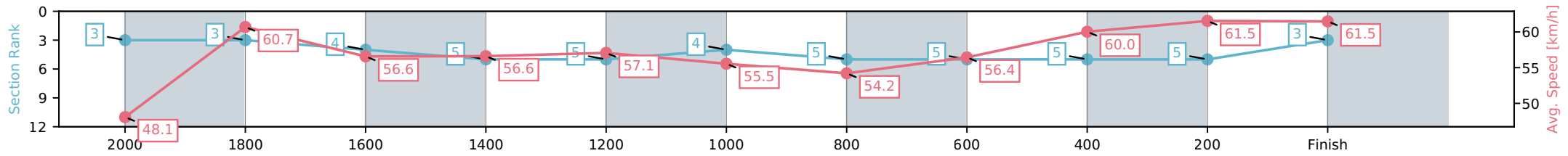
Horse/Jockey Name	Bright The Sun/Nozi Tomizawa
Finish Rank	3
Fastest Section Time (Section)	0:11.75 (200-0)
Top Speed [km/h] (Section)	62.2 (200-0)
Race State	Finished



Ipswich QLD --Professional-2026-04-23
 Race 6: TAB IPSWICH CUP ON SALE BENCHMARK 58
 Handicap - 2200m
 23 April 2026 - 4:13PM
 Track Rating: Soft 5, Weather: Fine, Rail Position: +8m Entire Circuit



Section	L2200	L2000	L1800	L1600	L1400	L1200	L1000	L800	L600	L400	L200
Section Times	2:19.80 (0:15.04)	2:04.76 [3] (0:11.85)	1:52.90 [4] (0:12.68)	1:40.22 [5] (0:12.74)	1:27.48 [5] (0:12.70)	1:14.78 [4] (0:13.03)	1:01.74 [5] (0:13.25)	0:48.50 [5] (0:12.78)	0:35.72 [5] (0:12.06)	0:23.65 [5] (0:11.90)	0:11.75 [3] (0:11.75)
Average Speed [km/h]	48.1	60.7	56.6	56.6	57.1	55.5	54.2	56.4	60.0	61.5	61.5
Top Speed [km/h]	61.7	62.1	59.0	57.5	57.7	57.2	54.6	57.6	61.4	62.0	62.2
Avg. Dist. to Rail [m]	5.3	0.7	0.8	1.2	1.3	1.5	0.5	0.5	1.3	4.8	4.4
Avg. Stride Freq. [Hz]	2.2	2.2	2.1	2.1	2.1	2.1	2.1	2.1	2.2	2.2	2.2
Avg. Stride Length [m]	6.8	7.9	7.6	7.5	7.7	7.5	7.4	7.5	7.8	7.8	7.8



[] Ranking at each section and finish
 -.-.- No data available at this section
 NA No data available

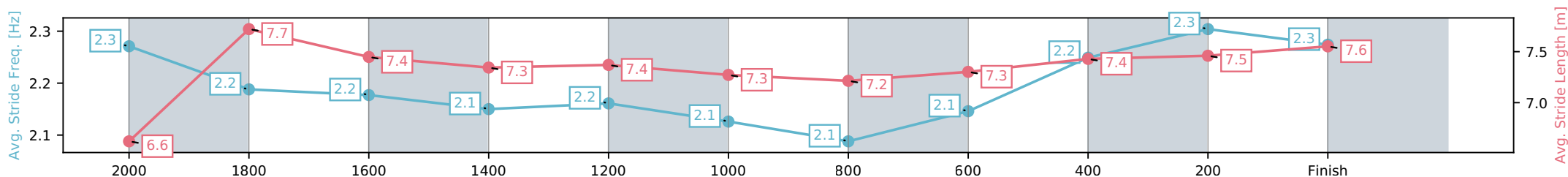
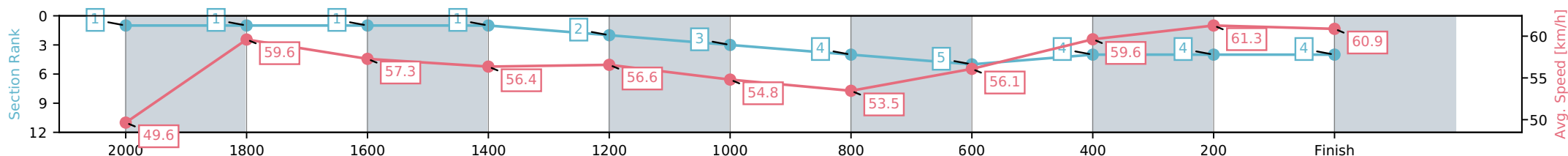
Horse/Jockey Name	Aboveforty/Dylan Turner
Finish Rank	4
Fastest Section Time (Section)	0:11.80 (400-200)
Top Speed [km/h] (Section)	63.7 (2200 - 2000)
Race State	Finished



Ipswich QLD --Professional-2026-04-23
 Race 6: TAB IPSWICH CUP ON SALE BENCHMARK 58
 Handicap - 2200m
 23 April 2026 - 4:13PM
 Track Rating: Soft 5, Weather: Fine, Rail Position: +8m Entire Circuit



Section	L2200	L2000	L1800	L1600	L1400	L1200	L1000	L800	L600	L400	L200
Section Times	2:19.81 (0:14.59)	2:05.22 [1] (0:12.08)	1:53.13 [1] (0:12.46)	1:40.67 [1] (0:12.79)	1:27.88 [2] (0:12.77)	1:15.11 [3] (0:13.16)	1:01.94 [4] (0:13.41)	0:48.53 [5] (0:12.81)	0:35.72 [4] (0:12.02)	0:23.70 [4] (0:11.80)	0:11.90 [4] (0:11.90)
Average Speed [km/h]	49.6	59.6	57.3	56.4	56.6	54.8	53.5	56.1	59.6	61.3	60.9
Top Speed [km/h]	63.7	62.2	58.8	56.9	57.6	56.4	53.7	58.2	60.7	61.6	61.9
Avg. Dist. to Rail [m]	5.9	1.0	1.1	0.5	0.7	0.6	1.2	0.5	0.7	1.7	2.5
Avg. Stride Freq. [Hz]	2.3	2.2	2.2	2.1	2.2	2.1	2.1	2.1	2.2	2.3	2.3
Avg. Stride Length [m]	6.6	7.7	7.4	7.3	7.4	7.3	7.2	7.3	7.4	7.5	7.6



- [] Ranking at each section and finish
- :-:- No data available at this section
- NA No data available

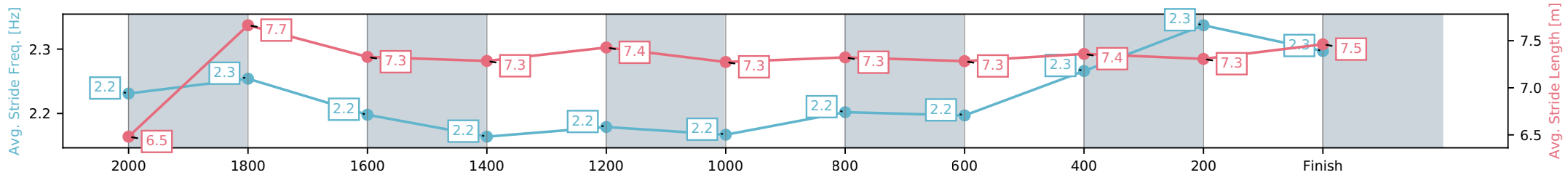
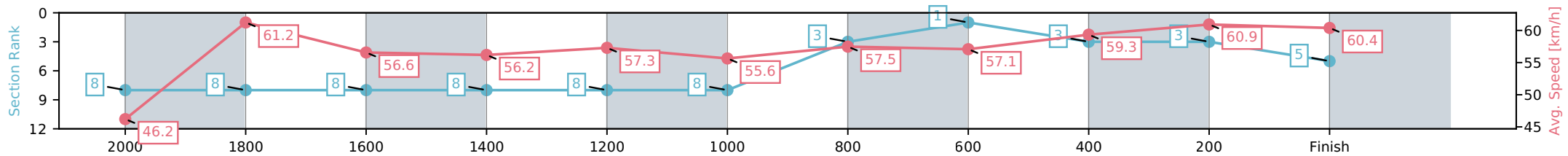
Horse/Jockey Name	Kenshin Maru/Paul Hamblin
Finish Rank	5
Fastest Section Time (Section)	0:11.76 (2000-1800)
Top Speed [km/h] (Section)	64.5 (200-0)
Race State	Finished



Ipswich QLD --Professional-2026-04-23
 Race 6: TAB IPSWICH CUP ON SALE BENCHMARK 58
 Handicap - 2200m
 23 April 2026 - 4:13PM
 Track Rating: Soft 5, Weather: Fine, Rail Position: +8m Entire Circuit



Section	L2200	L2000	L1800	L1600	L1400	L1200	L1000	L800	L600	L400	L200
Section Times	2:19.82 (0:15.68)	2:04.14 [8] (0:11.76)	1:52.37 [8] (0:12.68)	1:39.70 [8] (0:12.83)	1:26.86 [8] (0:12.59)	1:14.28 [8] (0:12.97)	1:01.31 [3] (0:12.57)	0:48.74 [1] (0:12.65)	0:36.09 [3] (0:12.18)	0:23.91 [3] (0:11.86)	0:12.05 [5] (0:12.05)
Average Speed [km/h]	46.2	61.2	56.6	56.2	57.3	55.6	57.5	57.1	59.3	60.9	60.4
Top Speed [km/h]	59.2	62.5	58.3	57.4	58.7	56.8	59.4	58.6	60.1	61.7	64.5
Avg. Dist. to Rail [m]	2.0	0.7	1.0	0.9	0.4	0.9	1.1	1.0	1.0	1.4	3.4
Avg. Stride Freq. [Hz]	2.2	2.3	2.2	2.2	2.2	2.2	2.2	2.2	2.3	2.3	2.3
Avg. Stride Length [m]	6.5	7.7	7.3	7.3	7.4	7.3	7.3	7.3	7.4	7.3	7.5



- [] Ranking at each section and finish
- :-:- No data available at this section
- NA No data available

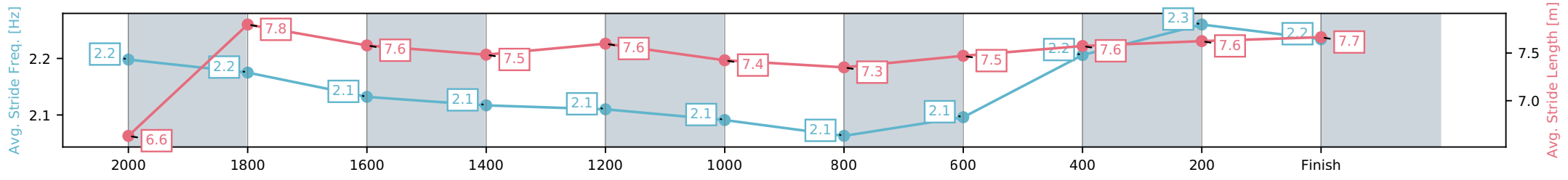
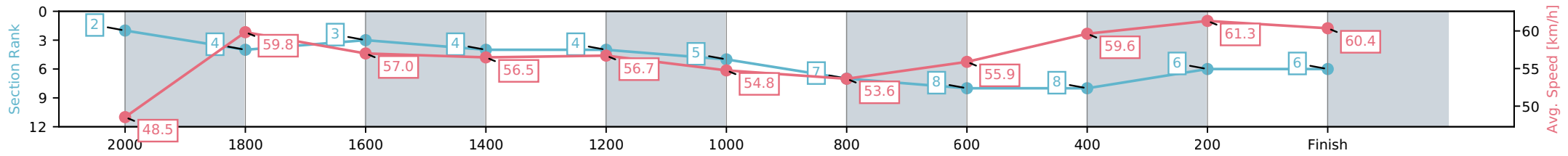
Horse/Jockey Name	Hurricane Rosie/Luke Dempsey
Finish Rank	6
Fastest Section Time (Section)	0:11.74 (400-200)
Top Speed [km/h] (Section)	62.4 (400-200)
Race State	Finished



Ipswich QLD --Professional-2026-04-23
 Race 6: TAB IPSWICH CUP ON SALE BENCHMARK 58
 Handicap - 2200m
 23 April 2026 - 4:13PM
 Track Rating: Soft 5, Weather: Fine, Rail Position: +8m Entire Circuit



Section	L2200	L2000	L1800	L1600	L1400	L1200	L1000	L800	L600	L400	L200
Section Times	2:20.09 (0:14.91)	2:05.18 [4] (0:12.05)	1:53.13 [3] (0:12.51)	1:40.62 [4] (0:12.76)	1:27.87 [4] (0:12.73)	1:15.14 [5] (0:13.19)	1:01.95 [7] (0:13.37)	0:48.58 [8] (0:12.86)	0:35.73 [8] (0:12.03)	0:23.69 [6] (0:11.74)	0:11.95 [6] (0:11.95)
Average Speed [km/h]	48.5	59.8	57.0	56.5	56.7	54.8	53.6	55.9	59.6	61.3	60.4
Top Speed [km/h]	61.0	61.5	58.0	57.0	57.9	56.2	54.1	57.9	60.7	62.4	61.5
Avg. Dist. to Rail [m]	0.8	1.2	1.1	0.6	0.7	0.7	1.1	0.5	0.7	0.6	0.8
Avg. Stride Freq. [Hz]	2.2	2.2	2.1	2.1	2.1	2.1	2.1	2.1	2.2	2.3	2.2
Avg. Stride Length [m]	6.6	7.8	7.6	7.5	7.6	7.4	7.3	7.5	7.6	7.6	7.7



[] Ranking at each section and finish
 -.-.- No data available at this section
 NA No data available

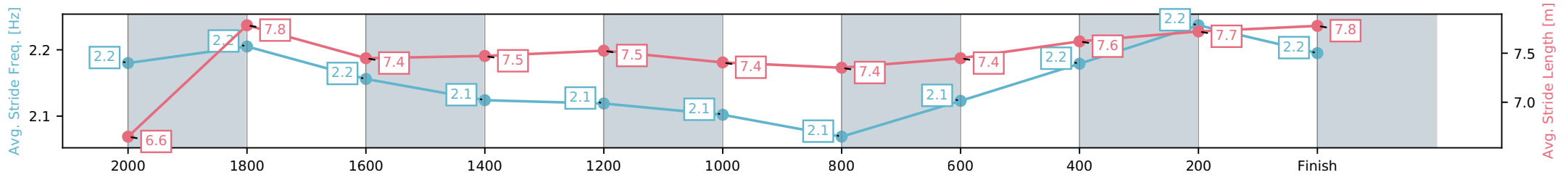
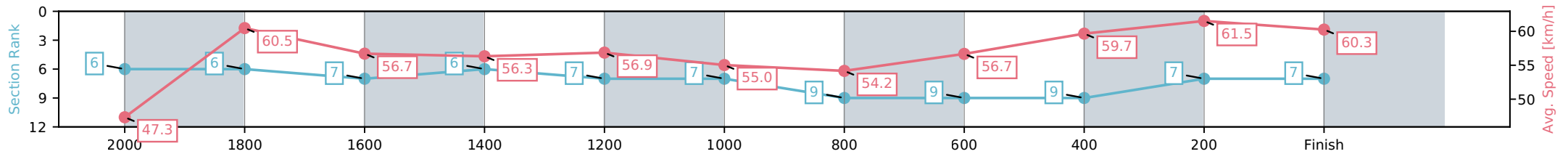
Horse/Jockey Name	Montevecchio/Jaden Lloyd
Finish Rank	7
Fastest Section Time (Section)	0:11.78 (400-200)
Top Speed [km/h] (Section)	63.0 (2000-1800)
Race State	Finished



Ipswich QLD --Professional-2026-04-23
 Race 6: TAB IPSWICH CUP ON SALE BENCHMARK 58
 Handicap - 2200m
 23 April 2026 - 4:13PM
 Track Rating: Soft 5, Weather: Fine, Rail Position: +8m Entire Circuit



Section	L2200	L2000	L1800	L1600	L1400	L1200	L1000	L800	L600	L400	L200
Section Times	2:20.21 (0:15.31)	2:04.90 [6] (0:11.92)	1:52.98 [7] (0:12.57)	1:40.41 [6] (0:12.79)	1:27.62 [7] (0:12.68)	1:14.93 [7] (0:13.13)	1:01.80 [9] (0:13.28)	0:48.52 [9] (0:12.71)	0:35.81 [9] (0:12.06)	0:23.76 [7] (0:11.78)	0:11.98 [7] (0:11.98)
Average Speed [km/h]	47.3	60.5	56.7	56.3	56.9	55.0	54.2	56.7	59.7	61.5	60.3
Top Speed [km/h]	61.8	63.0	57.4	57.0	58.5	56.5	55.4	57.7	61.0	62.2	61.5
Avg. Dist. to Rail [m]	1.2	1.4	1.2	0.4	0.4	1.3	0.3	0.5	0.4	2.3	4.0
Avg. Stride Freq. [Hz]	2.2	2.2	2.2	2.1	2.1	2.1	2.1	2.1	2.2	2.2	2.2
Avg. Stride Length [m]	6.6	7.8	7.4	7.5	7.5	7.4	7.4	7.4	7.6	7.7	7.8



- [] Ranking at each section and finish
- :-:- No data available at this section
- NA No data available

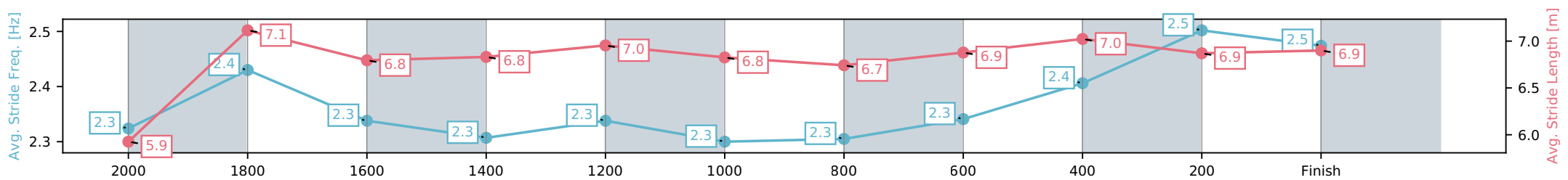
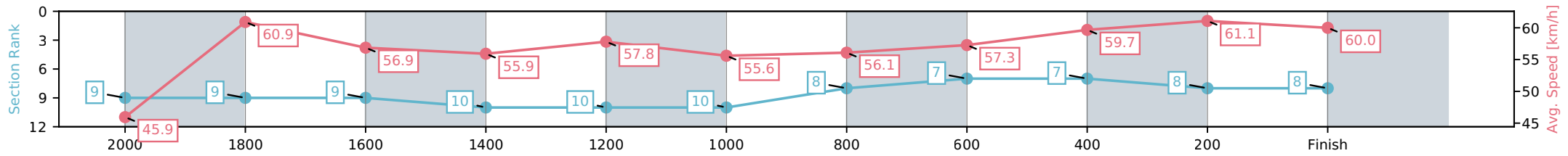
Horse/Jockey Name	Shirley Pearly/Benjamin Osmond
Finish Rank	8
Fastest Section Time (Section)	0:11.80 (2000-1800)
Top Speed [km/h] (Section)	63.2 (2000-1800)
Race State	Finished



Ipswich QLD --Professional-2026-04-23
 Race 6: TAB IPSWICH CUP ON SALE BENCHMARK 58
 Handicap - 2200m
 23 April 2026 - 4:13PM
 Track Rating: Soft 5, Weather: Fine, Rail Position: +8m Entire Circuit



Section	L2200	L2000	L1800	L1600	L1400	L1200	L1000	L800	L600	L400	L200
Section Times	2:20.37 (0:15.82)	2:04.55 [9] (0:11.80)	1:52.75 [9] (0:12.68)	1:40.08 [10] (0:12.88)	1:27.19 [10] (0:12.54)	1:14.65 [10] (0:13.02)	1:01.62 [8] (0:12.84)	0:48.78 [7] (0:12.60)	0:36.18 [7] (0:12.15)	0:24.03 [8] (0:11.94)	0:12.09 [8] (0:12.09)
Average Speed [km/h]	45.9	60.9	56.9	55.9	57.8	55.6	56.1	57.3	59.7	61.1	60.0
Top Speed [km/h]	59.2	63.2	59.2	57.1	59.5	56.9	56.5	58.0	60.3	61.8	61.4
Avg. Dist. to Rail [m]	5.7	0.4	0.9	1.8	1.7	1.5	0.4	1.1	1.5	4.5	6.3
Avg. Stride Freq. [Hz]	2.3	2.4	2.3	2.3	2.3	2.3	2.3	2.3	2.4	2.5	2.5
Avg. Stride Length [m]	5.9	7.1	6.8	6.8	7.0	6.8	6.7	6.9	7.0	6.9	6.9



[] Ranking at each section and finish
 -:-:- No data available at this section
 NA No data available

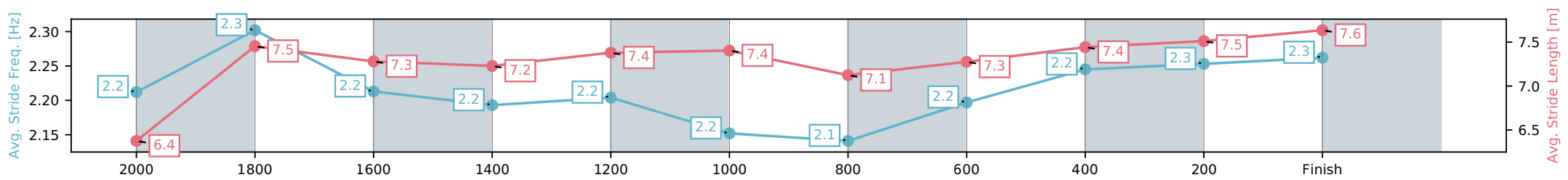
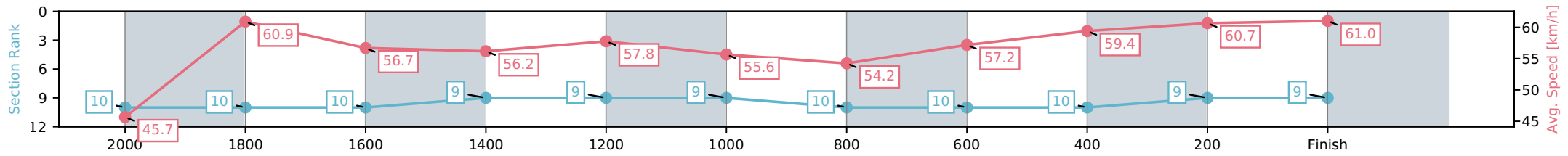
Horse/Jockey Name	Flying Rothe/Fred Larson
Finish Rank	9
Fastest Section Time (Section)	0:11.81 (2000-1800)
Top Speed [km/h] (Section)	62.8 (2000-1800)
Race State	Finished



Ipswich QLD --Professional-2026-04-23
 Race 6: TAB IPSWICH CUP ON SALE BENCHMARK 58
 Handicap - 2200m
 23 April 2026 - 4:13PM
 Track Rating: Soft 5, Weather: Fine, Rail Position: +8m Entire Circuit



Section	L2200	L2000	L1800	L1600	L1400	L1200	L1000	L800	L600	L400	L200
Section Times	2:20.47 (0:15.88)	2:04.59 [10] (0:11.81)	1:52.77 [10] (0:12.60)	1:40.17 [9] (0:12.82)	1:27.35 [9] (0:12.52)	1:14.83 [9] (0:12.96)	1:01.87 [10] (0:13.23)	0:48.64 [10] (0:12.62)	0:36.02 [10] (0:12.19)	0:23.83 [9] (0:12.01)	0:11.82 [9] (0:11.82)
Average Speed [km/h]	45.7	60.9	56.7	56.2	57.8	55.6	54.2	57.2	59.4	60.7	61.0
Top Speed [km/h]	58.1	62.8	58.4	57.1	58.5	56.7	55.2	58.8	60.0	61.8	62.1
Avg. Dist. to Rail [m]	2.3	0.5	1.1	0.6	0.7	0.7	0.8	0.5	1.7	3.1	4.2
Avg. Stride Freq. [Hz]	2.2	2.3	2.2	2.2	2.2	2.2	2.1	2.2	2.2	2.3	2.3
Avg. Stride Length [m]	6.4	7.5	7.3	7.2	7.4	7.4	7.1	7.3	7.4	7.5	7.6



[] Ranking at each section and finish
 -:-:- No data available at this section
 NA No data available

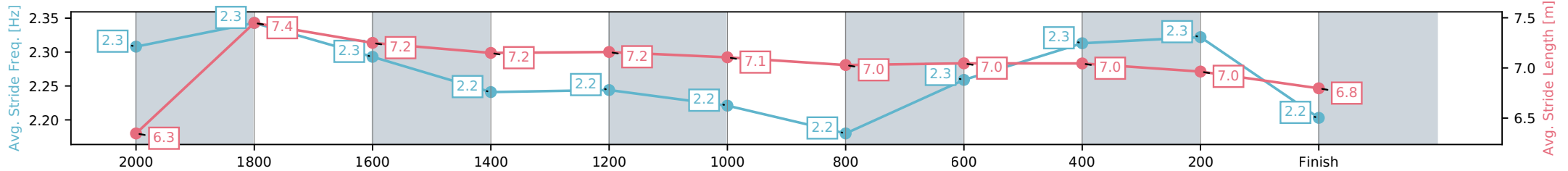
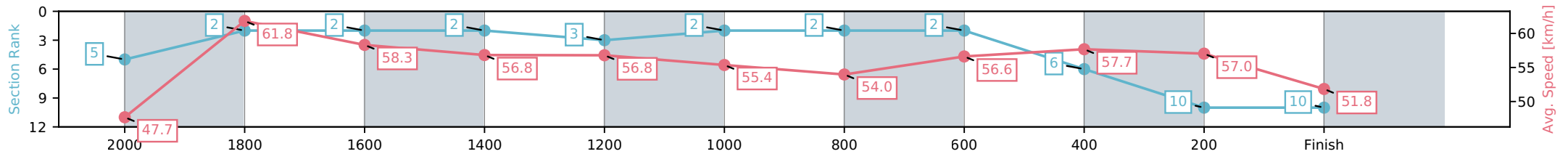
Horse/Jockey Name	Slugworth/Angela Jones
Finish Rank	10
Fastest Section Time (Section)	0:11.64 (2000-1800)
Top Speed [km/h] (Section)	63.1 (2000-1800)
Race State	Finished



Ipswich QLD --Professional-2026-04-23
 Race 6: TAB IPSWICH CUP ON SALE BENCHMARK 58
 Handicap - 2200m
 23 April 2026 - 4:13PM
 Track Rating: Soft 5, Weather: Fine, Rail Position: +8m Entire Circuit



Section	L2200	L2000	L1800	L1600	L1400	L1200	L1000	L800	L600	L400	L200
Section Times	2:22.86 (0:15.22)	2:07.64 [2] (0:11.64)	1:55.99 [2] (0:12.42)	1:43.58 [2] (0:12.68)	1:30.89 [3] (0:12.74)	1:18.15 [2] (0:13.03)	1:05.12 [2] (0:13.31)	0:51.81 [2] (0:12.74)	0:39.07 [6] (0:12.48)	0:26.60 [10] (0:12.67)	0:13.93 [10] (0:13.93)
Average Speed [km/h]	47.7	61.8	58.3	56.8	56.8	55.4	54.0	56.6	57.7	57.0	51.8
Top Speed [km/h]	60.8	63.1	60.3	57.8	57.5	57.0	54.9	57.6	58.1	58.2	55.9
Avg. Dist. to Rail [m]	4.1	1.2	0.8	1.4	1.1	0.7	0.5	0.4	0.3	1.7	1.8
Avg. Stride Freq. [Hz]	2.3	2.3	2.3	2.2	2.2	2.2	2.2	2.3	2.3	2.3	2.2
Avg. Stride Length [m]	6.3	7.4	7.2	7.2	7.2	7.1	7.0	7.0	7.0	7.0	6.8



- [] Ranking at each section and finish
- :-:- No data available at this section
- NA No data available



Ipswich QLD
 Race 7: SEVEN BENCHMARK 70 Handicap - 1350m
 23 April 2026 - 4:48PM



Track Rating: Soft 5, Weather: Fine, Rail Position: +8m Entire Circuit

Field Times (Race Tempo) 1:21.30 (0:11.48) 1:09.82 (0:10.99) 0:58.83 (0:11.27) 0:47.56 (0:11.66) 0:35.91 (0:11.73) 0:24.18 (0:11.83) 0:12.35 (0:12.35)

Rank	TAB#	Horse	Overall Time	First 400m	Top Speed km/h (Section)	L1350	L1200	L1000	L800	L600	L400	L200	
	(BAR#)	Jockey	Margin (DT-W)	Last 600m	Fastest Section (Time)	Start - 1200	1200 - 1000	1000 - 800	800 - 600	600 - 400	400 - 200	200 - Finish	
1	12	Scrumptious	1:21.30	0:25.33	65.4 (1200-1000)	1:21.30	1:09.78 [2]	0:58.72 [2]	0:47.46 [2]	0:35.85 [2]	0:24.17 [2]	0:12.35 [1]	
	(2)	Ben Thompson		0:35.85	1200-1000 (0:11.06)	(0:11.52)	(0:11.06)	(0:11.26)	(0:11.61)	(0:11.68)	(0:11.82)	(0:12.35)	
2	10	Fort William	1:21.40	0:25.59	65.2 (1000-800)	1:21.40	1:09.80 [3]	0:58.57 [3]	0:47.30 [3]	0:35.60 [3]	0:24.11 [3]	0:12.43 [2]	
	(3)	Chelsea Baker	0.6L (-3)	0:35.61	1200-1000 (0:11.22)	(0:11.60)	(0:11.22)	(0:11.27)	(0:11.70)	(0:11.50)	(0:11.68)	(0:12.43)	
3	6	Matawai	1:21.59	0:25.79	66.2 (1000-800)	1:21.59	1:09.64 [6]	0:58.52 [5]	0:47.42 [4]	0:35.79 [4]	0:24.16 [4]	0:12.39 [4]	
	(5)	Tiffani Brooker	1.7L (+8)	0:35.79	1000-800 (0:11.11)	(0:11.94)	(0:11.12)	(0:11.11)	(0:11.63)	(0:11.63)	(0:11.77)	(0:12.39)	
4	11	Guac On	1:21.71	0:25.22	66.0 (1200-1000)	1:21.71	1:10.23 [1]	0:59.24 [1]	0:47.97 [1]	0:36.32 [1]	0:24.58 [1]	0:12.56 [3]	
	(1)	Damien Thornton	2.4L (-5)	0:36.32	1200-1000 (0:11.00)	(0:11.48)	(0:11.00)	(0:11.26)	(0:11.66)	(0:11.73)	(0:12.03)	(0:12.56)	
5	2	Super Duck	1:21.71	0:26.08	65.7 (1000-800)	1:21.71	1:09.69 [9]	0:58.39 [7]	0:47.14 [7]	0:35.56 [7]	0:23.87 [7]	0:12.20 [6]	
	(6)	Corey Sutherland	2.4L (+12)	0:35.57	1000-800 (0:11.25)	(0:12.02)	(0:11.30)	(0:11.25)	(0:11.58)	(0:11.70)	(0:11.67)	(0:12.20)	
6	9	Mazita	1:21.75	0:25.89	65.7 (1000-800)	1:21.75	1:09.88 [5]	0:58.61 [6]	0:47.38 [6]	0:35.63 [6]	0:23.92 [6]	0:12.26 [5]	
	(4)	Ron Stewart	2.6L (-3)	0:35.63	1000-800 (0:11.22)	(0:11.86)	(0:11.28)	(0:11.22)	(0:11.75)	(0:11.72)	(0:11.65)	(0:12.26)	
7	1	Italian Riviera	1:21.89	0:26.19	64.6 (1000-800)	1:21.89	1:09.87 [8]	0:58.51 [8]	0:47.21 [9]	0:35.39 [10]	0:23.72 [10]	0:12.10 [10]	
	(7)	Steph Tierney	3.4L (-1)	0:35.39	1000-800 (0:11.30)	(0:12.02)	(0:11.36)	(0:11.30)	(0:11.82)	(0:11.67)	(0:11.62)	(0:12.10)	
8	3	Why We Drink	1:21.98	0:26.49	65.4 (1000-800)	1:21.98	1:09.79 [11]	0:58.28 [11]	0:47.14 [11]	0:35.59 [9]	0:23.90 [9]	0:12.32 [8]	
	(10)	Cejay Graham	4.0L (+8)	0:35.59	1000-800 (0:11.14)	(0:12.19)	(0:11.51)	(0:11.14)	(0:11.55)	(0:11.70)	(0:11.57)	(0:12.32)	
9	7	Fortuneer	1:22.10	0:26.29	65.1 (1000-800)	1:22.10	1:10.10 [7]	0:58.62 [10]	0:47.38 [10]	0:35.54 [11]	0:24.14 [8]	0:12.38 [9]	
	(12)	Bailey Wheeler	4.7L (-11)	0:35.54	1000-800 (0:11.23)	(0:12.00)	(0:11.49)	(0:11.23)	(0:11.84)	(0:11.40)	(0:11.76)	(0:12.38)	
10	5	Hollywood Epic	1:22.19	0:25.71	66.0 (1000-800)	1:22.19	1:10.41 [4]	0:59.22 [4]	0:48.00 [5]	0:36.35 [5]	0:24.56 [5]	0:12.67 [7]	
	(8)	Jett Newman	5.2L (-6)	0:36.35	1200-1000 (0:11.18)	(0:11.78)	(0:11.18)	(0:11.23)	(0:11.65)	(0:11.79)	(0:11.89)	(0:12.67)	

Scratched: Bovidae (#8)

Report Created: Thu 23 April 2026

(Note: Races are conducted over an approximate distance as close as possible to the advertised distance, and recorded data may vary accordingly. Official times refer to race times only and do not include handicap times.)

[] Position in running at each section and finish TAB# Saddle cloth number

-:--:-- No data available at this section

NA No data available

DNT Did not track

BAR# Barrier/Gate Position

DNF Did not finish

DT-W Distance travelled compared to winner in metres

Fastest split

Fastest section



Ipswich QLD
 Race 7: SEVEN BENCHMARK 70 Handicap - 1350m
 23 April 2026 - 4:48PM



Track Rating: Soft 5, Weather: Fine, Rail Position: +8m Entire Circuit

Field Times (Race Tempo) 1:21.30 (0:11.48) 1:09.82 (0:10.99) 0:58.83 (0:11.27) 0:47.56 (0:11.66) 0:35.91 (0:11.73) 0:24.18 (0:11.83) 0:12.35 (0:12.35)

Rank	TAB#	Horse	Overall Time	First 400m	Top Speed km/h (Section)	L1350	L1200	L1000	L800	L600	L400	L200	
	(BAR#)	Jockey	Margin (DT-W)	Last 600m	Fastest Section (Time)	Start - 1200	1200 - 1000	1000 - 800	800 - 600	600 - 400	400 - 200	200 - Finish	
11	4	Henry's Blade	1:23.42	0:26.14	66.1 (1000-800)	1:23.42	1:11.31 [10]	1:00.04 [9]	0:48.82 [8]	0:37.05 [8]	0:25.24 [11]	0:13.44 [11]	
	(9)	Fred Larson	12.4L (-6)	0:37.05	1000-800 (0:11.22)	(0:12.11)	(0:11.27)	(0:11.22)	(0:11.77)	(0:11.81)	(0:11.80)	(0:13.44)	

Scratched: Bovidae (#8)

- [] Position in running at each section and finish TAB# Saddle cloth number
- :--:-- No data available at this section BAR# Barrier/Gate Position
- NA No data available DNF Did not finish
- DNT Did not track DT-W Distance travelled compared to winner in metres

- Fastest split
- Fastest section

Horse/Jockey Name	Scrumptious/Ben Thompson
Finish Rank	1
Fastest Section Time (Section)	0:11.06 (1200-1000)
Top Speed [km/h] (Section)	65.4 (1200-1000)
Race State	Finished



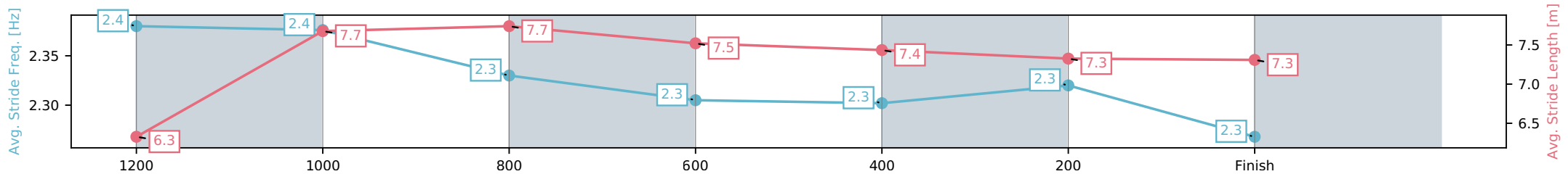
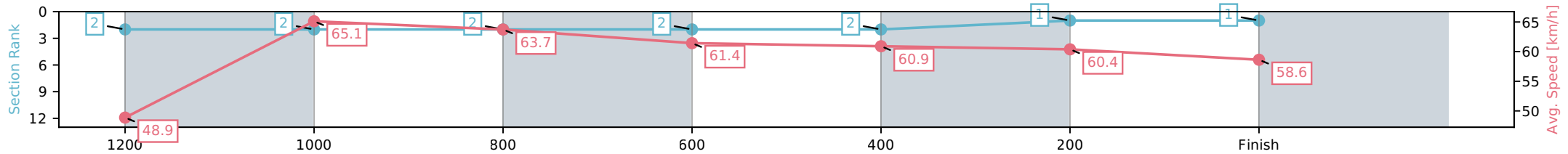
Ipswich QLD --Professional-2026-04-23
 Race 7: SEVEN BENCHMARK 70 Handicap - 1350m

23 April 2026 - 4:48PM

Track Rating: Soft 5, Weather: Fine, Rail Position: +8m Entire Circuit



Section	L1350	L1200	L1000	L800	L600	L400	L200
Section Times	1:21.30 (0:11.52)	1:09.78 [2] (0:11.06)	0:58.72 [2] (0:11.26)	0:47.46 [2] (0:11.61)	0:35.85 [2] (0:11.68)	0:24.17 [1] (0:11.82)	0:12.35 [1] (0:12.35)
Average Speed [km/h]	48.9	65.1	63.7	61.4	60.9	60.4	58.6
Top Speed [km/h]	64.3	65.4	65.3	62.0	61.4	61.9	60.0
Avg. Dist. to Rail [m]	0.7	0.5	0.8	2.4	3.0	1.5	1.0
Avg. Stride Freq. [Hz]	2.4	2.4	2.3	2.3	2.3	2.3	2.3
Avg. Stride Length [m]	6.3	7.7	7.7	7.5	7.4	7.3	7.3



[] Ranking at each section and finish
 -:-:- No data available at this section
 NA No data available

Horse/Jockey Name	Fort William/Chelsea Baker
Finish Rank	2
Fastest Section Time (Section)	0:11.22 (1200-1000)
Top Speed [km/h] (Section)	65.2 (1000-800)
Race State	Finished



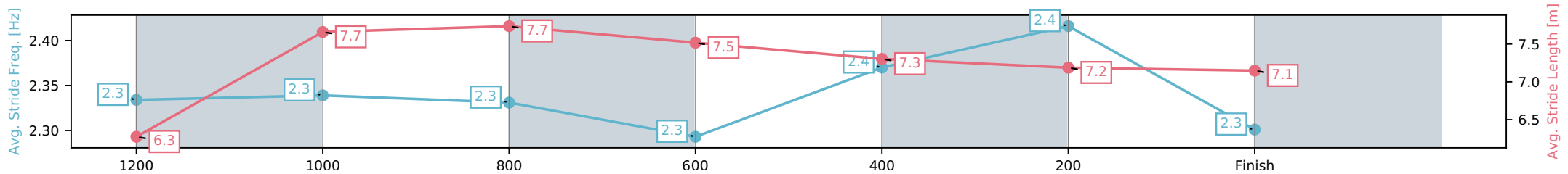
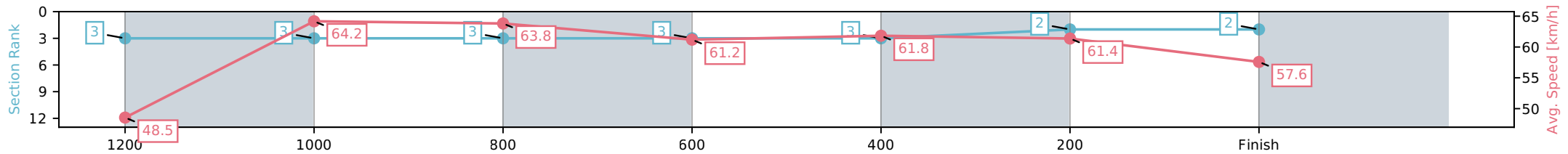
Ipswich QLD --Professional-2026-04-23
 Race 7: SEVEN BENCHMARK 70 Handicap - 1350m

23 April 2026 - 4:48PM

Track Rating: Soft 5, Weather: Fine, Rail Position: +8m Entire Circuit



Section	L1350	L1200	L1000	L800	L600	L400	L200
Section Times	1:21.40 (0:11.60)	1:09.80 [3] (0:11.22)	0:58.57 [3] (0:11.27)	0:47.30 [3] (0:11.70)	0:35.60 [3] (0:11.50)	0:24.11 [2] (0:11.68)	0:12.43 [2] (0:12.43)
Average Speed [km/h]	48.5	64.2	63.8	61.2	61.8	61.4	57.6
Top Speed [km/h]	62.5	64.9	65.2	62.0	63.1	62.3	60.0
Avg. Dist. to Rail [m]	1.7	1.1	0.3	1.6	2.8	1.0	3.6
Avg. Stride Freq. [Hz]	2.3	2.3	2.3	2.3	2.4	2.4	2.3
Avg. Stride Length [m]	6.3	7.7	7.7	7.5	7.3	7.2	7.1



- [] Ranking at each section and finish
- :-:- No data available at this section
- NA No data available

Horse/Jockey Name	Matawai/Tiffani Brooker
Finish Rank	3
Fastest Section Time (Section)	0:11.11 (1000-800)
Top Speed [km/h] (Section)	66.2 (1000-800)
Race State	Finished



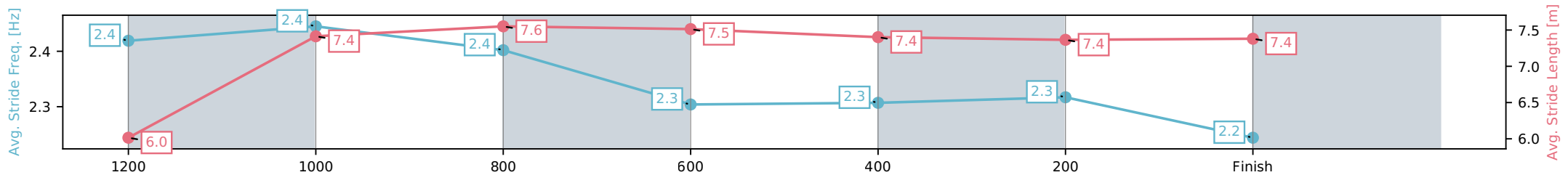
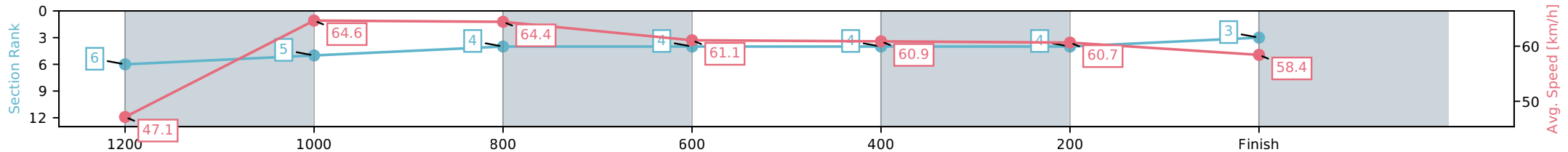
Ipswich QLD --Professional-2026-04-23
 Race 7: SEVEN BENCHMARK 70 Handicap - 1350m

23 April 2026 - 4:48PM

Track Rating: Soft 5, Weather: Fine, Rail Position: +8m Entire Circuit



Section	L1350	L1200	L1000	L800	L600	L400	L200
Section Times	1:21.59 (0:11.94)	1:09.64 [5] (0:11.12)	0:58.52 [4] (0:11.11)	0:47.42 [4] (0:11.63)	0:35.79 [4] (0:11.63)	0:24.16 [4] (0:11.77)	0:12.39 [3] (0:12.39)
Average Speed [km/h]	47.1	64.6	64.4	61.1	60.9	60.7	58.4
Top Speed [km/h]	64.5	65.4	66.2	62.5	61.8	61.9	60.6
Avg. Dist. to Rail [m]	2.0	1.0	1.7	3.7	4.1	1.6	2.3
Avg. Stride Freq. [Hz]	2.4	2.4	2.4	2.3	2.3	2.3	2.2
Avg. Stride Length [m]	6.0	7.4	7.6	7.5	7.4	7.4	7.4



- [] Ranking at each section and finish
- :-:- No data available at this section
- NA No data available

Horse/Jockey Name	Guac On/Damien Thornton
Finish Rank	4
Fastest Section Time (Section)	0:11.00 (1200-1000)
Top Speed [km/h] (Section)	66.0 (1200-1000)
Race State	Finished



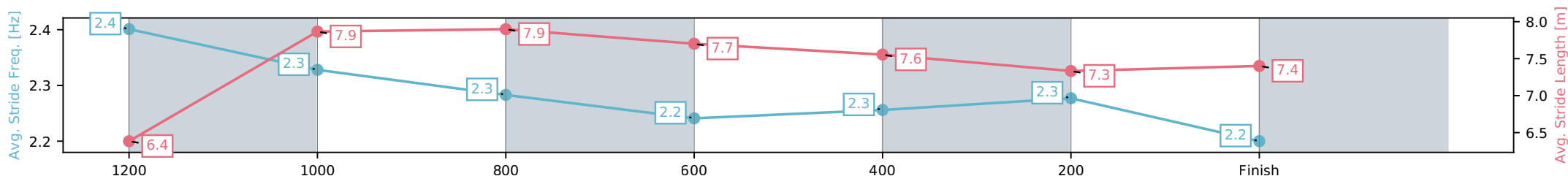
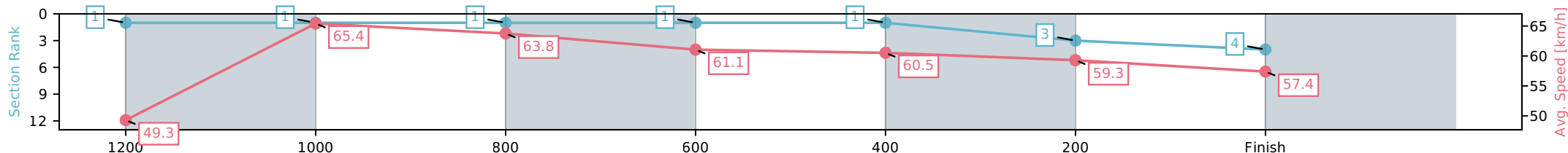
Ipswich QLD --Professional-2026-04-23
 Race 7: SEVEN BENCHMARK 70 Handicap - 1350m

23 April 2026 - 4:48PM

Track Rating: Soft 5, Weather: Fine, Rail Position: +8m Entire Circuit



Section	L1350	L1200	L1000	L800	L600	L400	L200
Section Times	1:21.71 (0:11.48)	1:10.23 [1] (0:11.00)	0:59.24 [1] (0:11.26)	0:47.97 [1] (0:11.66)	0:36.32 [1] (0:11.73)	0:24.58 [3] (0:12.03)	0:12.56 [4] (0:12.56)
Average Speed [km/h]	49.3	65.4	63.8	61.1	60.5	59.3	57.4
Top Speed [km/h]	64.4	66.0	65.6	62.2	61.3	60.1	58.8
Avg. Dist. to Rail [m]	1.6	0.6	1.0	2.7	3.4	2.0	0.6
Avg. Stride Freq. [Hz]	2.4	2.3	2.3	2.2	2.3	2.3	2.2
Avg. Stride Length [m]	6.4	7.9	7.9	7.7	7.6	7.3	7.4



- [] Ranking at each section and finish
- :-:- No data available at this section
- NA No data available

Horse/Jockey Name	Super Duck/Corey Sutherland
Finish Rank	5
Fastest Section Time (Section)	0:11.25 (1000-800)
Top Speed [km/h] (Section)	65.7 (1000-800)
Race State	Finished



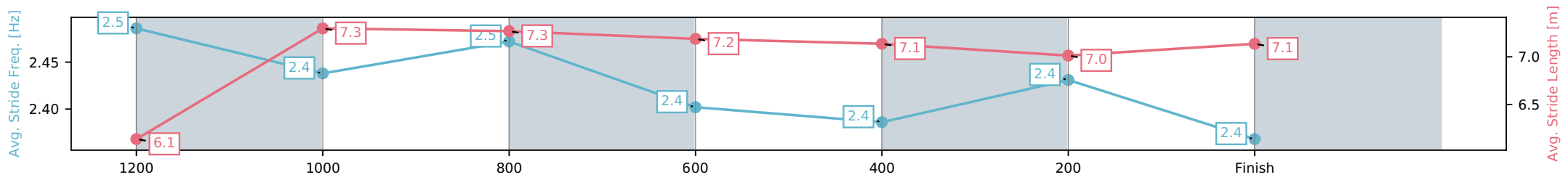
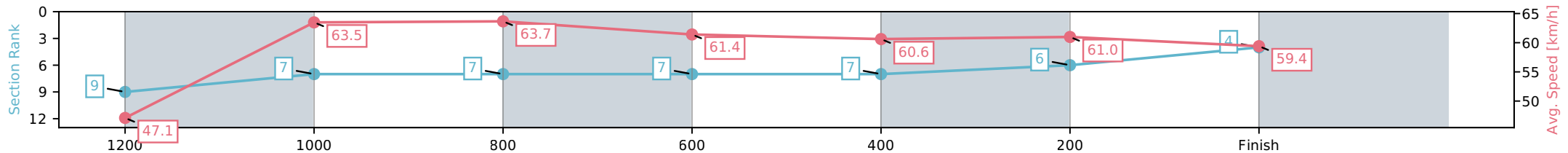
Ipswich QLD --Professional-2026-04-23
 Race 7: SEVEN BENCHMARK 70 Handicap - 1350m

23 April 2026 - 4:48PM

Track Rating: Soft 5, Weather: Fine, Rail Position: +8m Entire Circuit



Section	L1350	L1200	L1000	L800	L600	L400	L200
Section Times	1:21.71 (0:12.02)	1:09.69 [7] (0:11.30)	0:58.39 [7] (0:11.25)	0:47.14 [7] (0:11.58)	0:35.56 [7] (0:11.70)	0:23.87 [6] (0:11.67)	0:12.20 [4] (0:12.20)
Average Speed [km/h]	47.1	63.5	63.7	61.4	60.6	61.0	59.4
Top Speed [km/h]	63.4	64.3	65.7	62.2	61.3	62.3	61.8
Avg. Dist. to Rail [m]	2.6	1.5	2.3	3.3	3.6	2.4	1.8
Avg. Stride Freq. [Hz]	2.5	2.4	2.5	2.4	2.4	2.4	2.4
Avg. Stride Length [m]	6.1	7.3	7.3	7.2	7.1	7.0	7.1



[] Ranking at each section and finish
 -:-:- No data available at this section
 NA No data available

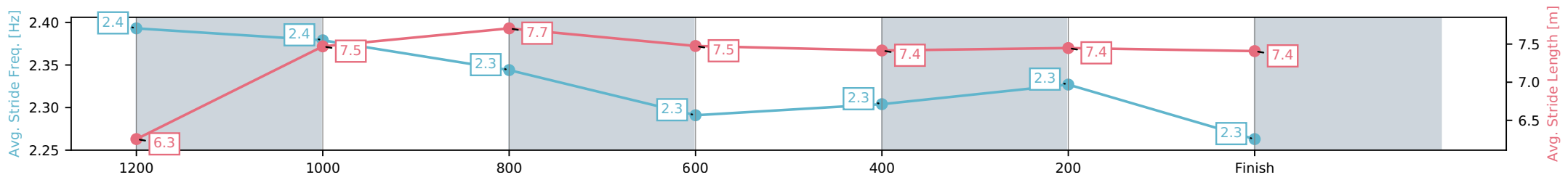
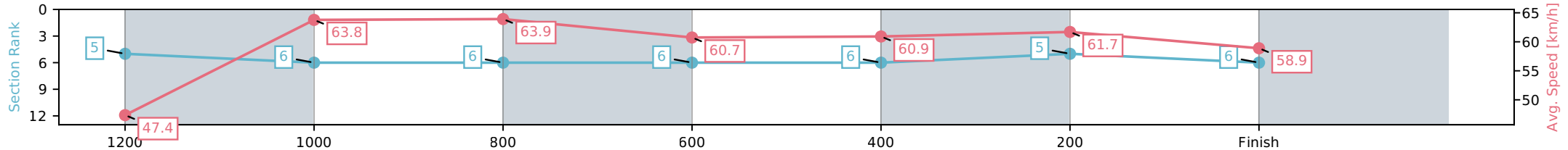
Horse/Jockey Name	Mazita/Ron Stewart
Finish Rank	6
Fastest Section Time (Section)	0:11.22 (1000-800)
Top Speed [km/h] (Section)	65.7 (1000-800)
Race State	Finished



Ipswich QLD --Professional-2026-04-23
 Race 7: SEVEN BENCHMARK 70 Handicap - 1350m
 23 April 2026 - 4:48PM
 Track Rating: Soft 5, Weather: Fine, Rail Position: +8m Entire Circuit



Section	L1350	L1200	L1000	L800	L600	L400	L200
Section Times	1:21.75 (0:11.86)	1:09.88 [6] (0:11.28)	0:58.61 [6] (0:11.22)	0:47.38 [6] (0:11.75)	0:35.63 [6] (0:11.72)	0:23.92 [5] (0:11.65)	0:12.26 [6] (0:12.26)
Average Speed [km/h]	47.4	63.8	63.9	60.7	60.9	61.7	58.9
Top Speed [km/h]	61.1	64.4	65.7	61.9	62.4	62.5	61.6
Avg. Dist. to Rail [m]	1.9	0.6	1.1	2.0	2.3	1.6	4.3
Avg. Stride Freq. [Hz]	2.4	2.4	2.3	2.3	2.3	2.3	2.3
Avg. Stride Length [m]	6.3	7.5	7.7	7.5	7.4	7.4	7.4



[] Ranking at each section and finish
 -:-:- No data available at this section
 NA No data available

Horse/Jockey Name	Italian Riviera/Steph Tierney
Finish Rank	7
Fastest Section Time (Section)	0:11.30 (1000-800)
Top Speed [km/h] (Section)	64.6 (1000-800)
Race State	Finished



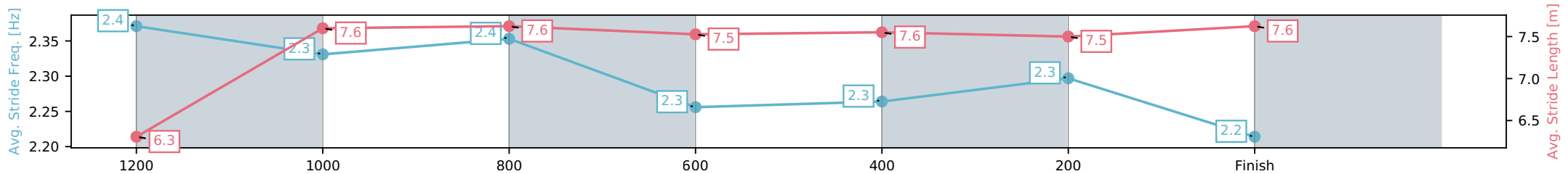
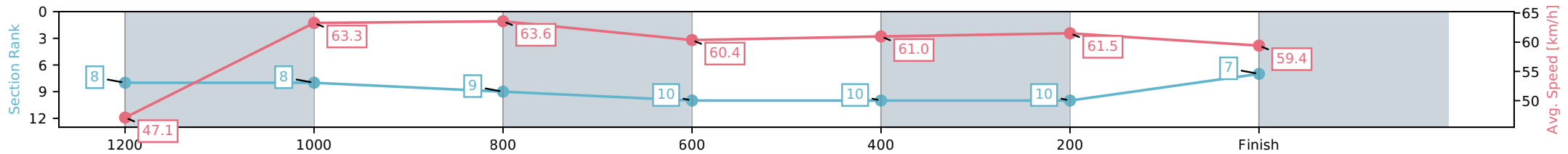
Ipswich QLD --Professional-2026-04-23
 Race 7: SEVEN BENCHMARK 70 Handicap - 1350m

23 April 2026 - 4:48PM

Track Rating: Soft 5, Weather: Fine, Rail Position: +8m Entire Circuit



Section	L1350	L1200	L1000	L800	L600	L400	L200
Section Times	1:21.89 (0:12.02)	1:09.87 [8] (0:11.36)	0:58.51 [9] (0:11.30)	0:47.21 [10] (0:11.82)	0:35.39 [10] (0:11.67)	0:23.72 [10] (0:11.62)	0:12.10 [7] (0:12.10)
Average Speed [km/h]	47.1	63.3	63.6	60.4	61.0	61.5	59.4
Top Speed [km/h]	61.1	64.4	64.6	61.7	62.3	62.4	61.9
Avg. Dist. to Rail [m]	3.0	1.0	1.0	2.4	2.7	1.1	1.4
Avg. Stride Freq. [Hz]	2.4	2.3	2.4	2.3	2.3	2.3	2.2
Avg. Stride Length [m]	6.3	7.6	7.6	7.5	7.6	7.5	7.6



[] Ranking at each section and finish
 -:-:- No data available at this section
 NA No data available

Horse/Jockey Name	Why We Drink/Cejay Graham
Finish Rank	8
Fastest Section Time (Section)	0:11.14 (1000-800)
Top Speed [km/h] (Section)	65.4 (1000-800)
Race State	Finished



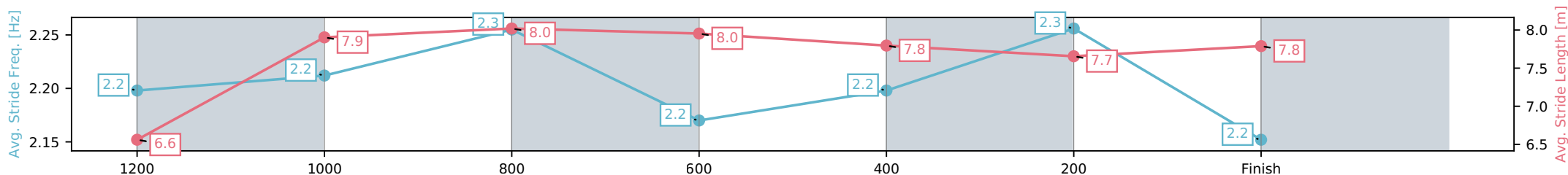
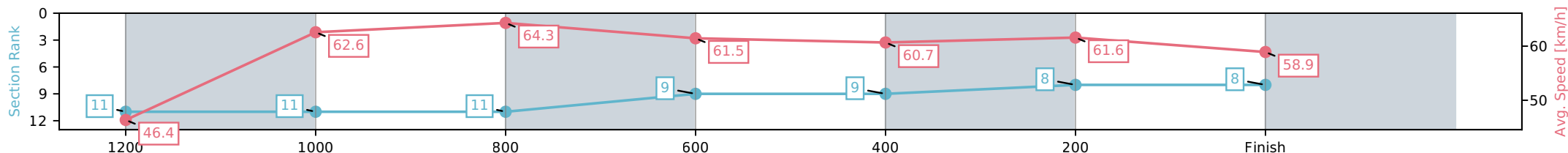
Ipswich QLD --Professional-2026-04-23
 Race 7: SEVEN BENCHMARK 70 Handicap - 1350m

23 April 2026 - 4:48PM

Track Rating: Soft 5, Weather: Fine, Rail Position: +8m Entire Circuit



Section	L1350	L1200	L1000	L800	L600	L400	L200
Section Times	1:21.98 (0:12.19)	1:09.79 [11] (0:11.51)	0:58.28 [11] (0:11.14)	0:47.14 [9] (0:11.55)	0:35.59 [9] (0:11.70)	0:23.90 [8] (0:11.57)	0:12.32 [8] (0:12.32)
Average Speed [km/h]	46.4	62.6	64.3	61.5	60.7	61.6	58.9
Top Speed [km/h]	62.5	63.5	65.4	62.4	62.1	62.2	61.9
Avg. Dist. to Rail [m]	5.2	1.0	2.0	3.5	3.8	1.8	0.6
Avg. Stride Freq. [Hz]	2.2	2.2	2.3	2.2	2.2	2.3	2.2
Avg. Stride Length [m]	6.6	7.9	8.0	8.0	7.8	7.7	7.8



- [] Ranking at each section and finish
- :-:- No data available at this section
- NA No data available

Horse/Jockey Name	Fortuneer/Bailey Wheeler
Finish Rank	9
Fastest Section Time (Section)	0:11.23 (1000-800)
Top Speed [km/h] (Section)	65.1 (1000-800)
Race State	Finished



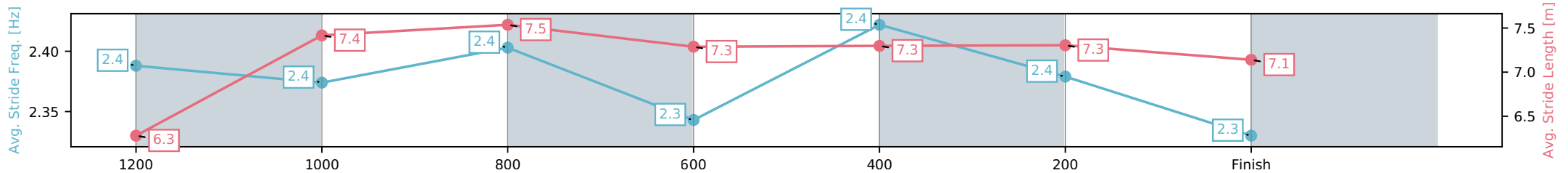
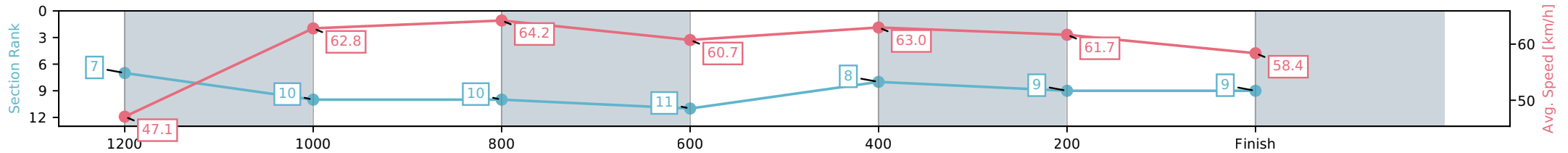
Ipswich QLD --Professional-2026-04-23
 Race 7: SEVEN BENCHMARK 70 Handicap - 1350m

23 April 2026 - 4:48PM

Track Rating: Soft 5, Weather: Fine, Rail Position: +8m Entire Circuit



Section	L1350	L1200	L1000	L800	L600	L400	L200
Section Times	1:22.10 (0:12.00)	1:10.10 [10] (0:11.49)	0:58.62 [10] (0:11.23)	0:47.38 [11] (0:11.84)	0:35.54 [8] (0:11.40)	0:24.14 [9] (0:11.76)	0:12.38 [9] (0:12.38)
Average Speed [km/h]	47.1	62.8	64.2	60.7	63.0	61.7	58.4
Top Speed [km/h]	61.3	64.0	65.1	62.2	64.7	62.8	61.9
Avg. Dist. to Rail [m]	6.6	2.4	0.6	0.6	0.4	2.8	5.7
Avg. Stride Freq. [Hz]	2.4	2.4	2.4	2.3	2.4	2.4	2.3
Avg. Stride Length [m]	6.3	7.4	7.5	7.3	7.3	7.3	7.1



- [] Ranking at each section and finish
- :-:- No data available at this section
- NA No data available

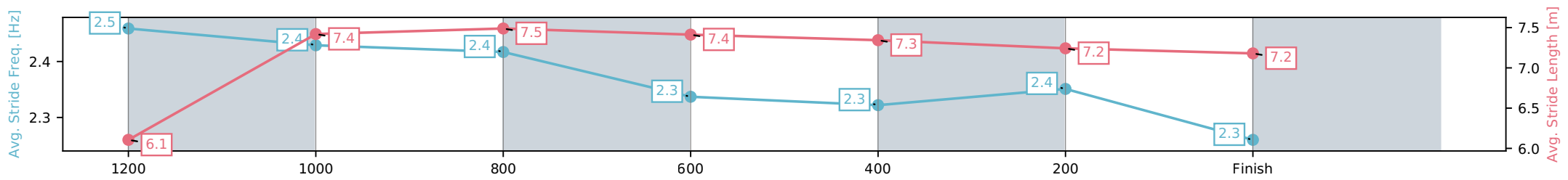
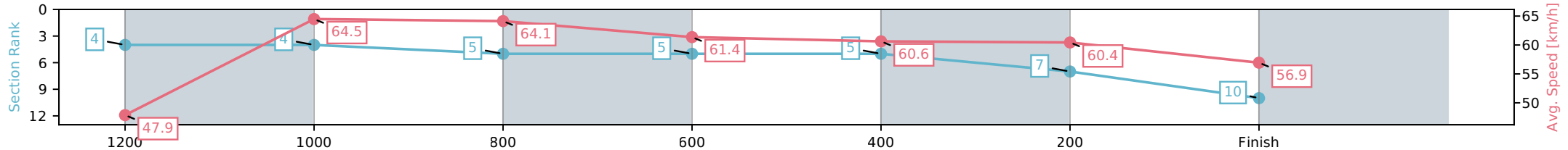
Horse/Jockey Name	Hollywood Epic/Jett Newman
Finish Rank	10
Fastest Section Time (Section)	0:11.18 (1200-1000)
Top Speed [km/h] (Section)	66.0 (1000-800)
Race State	Finished



Ipswich QLD --Professional-2026-04-23
 Race 7: SEVEN BENCHMARK 70 Handicap - 1350m
 23 April 2026 - 4:48PM
 Track Rating: Soft 5, Weather: Fine, Rail Position: +8m Entire Circuit



Section	L1350	L1200	L1000	L800	L600	L400	L200
Section Times	1:22.19 (0:11.78)	1:10.41 [4] (0:11.18)	0:59.22 [5] (0:11.23)	0:48.00 [5] (0:11.65)	0:36.35 [5] (0:11.79)	0:24.56 [7] (0:11.89)	0:12.67 [10] (0:12.67)
Average Speed [km/h]	47.9	64.5	64.1	61.4	60.6	60.4	56.9
Top Speed [km/h]	63.0	65.4	66.0	62.8	61.2	61.5	59.1
Avg. Dist. to Rail [m]	4.9	2.3	0.3	1.8	2.0	1.2	3.7
Avg. Stride Freq. [Hz]	2.5	2.4	2.4	2.3	2.3	2.4	2.3
Avg. Stride Length [m]	6.1	7.4	7.5	7.4	7.3	7.2	7.2



[] Ranking at each section and finish
 -:-:- No data available at this section
 NA No data available

Horse/Jockey Name	Henry's Blade/Fred Larson
Finish Rank	11
Fastest Section Time (Section)	0:11.22 (1000-800)
Top Speed [km/h] (Section)	66.1 (1000-800)
Race State	Finished



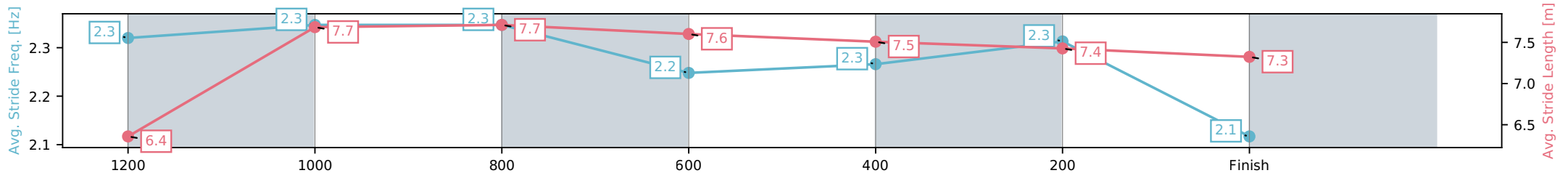
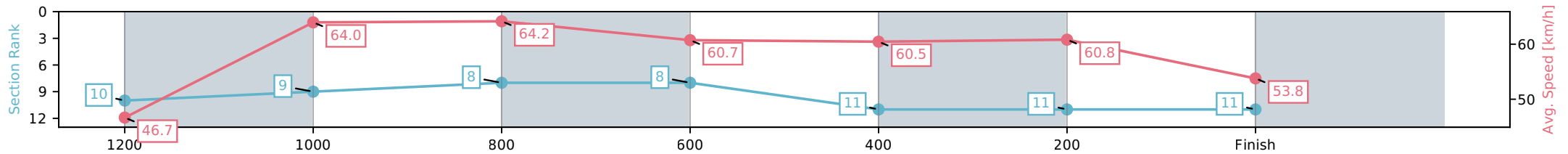
Ipswich QLD --Professional-2026-04-23
 Race 7: SEVEN BENCHMARK 70 Handicap - 1350m

23 April 2026 - 4:48PM

Track Rating: Soft 5, Weather: Fine, Rail Position: +8m Entire Circuit



Section	L1350	L1200	L1000	L800	L600	L400	L200
Section Times	1:23.42 (0:12.11)	1:11.31 [9] (0:11.27)	1:00.04 [8] (0:11.22)	0:48.82 [8] (0:11.77)	0:37.05 [11] (0:11.81)	0:25.24 [11] (0:11.80)	0:13.44 [11] (0:13.44)
Average Speed [km/h]	46.7	64.0	64.2	60.7	60.5	60.8	53.8
Top Speed [km/h]	64.8	65.0	66.1	61.9	61.4	62.3	58.7
Avg. Dist. to Rail [m]	3.7	0.6	0.4	1.7	2.1	1.0	0.5
Avg. Stride Freq. [Hz]	2.3	2.3	2.3	2.2	2.3	2.3	2.1
Avg. Stride Length [m]	6.4	7.7	7.7	7.6	7.5	7.4	7.3



[] Ranking at each section and finish
 -:-:- No data available at this section
 NA No data available