

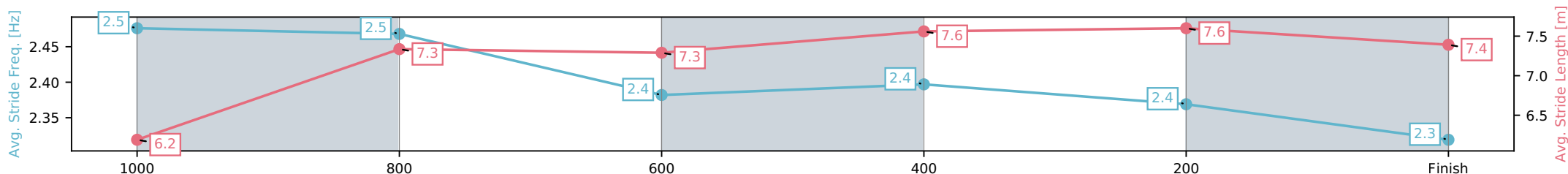
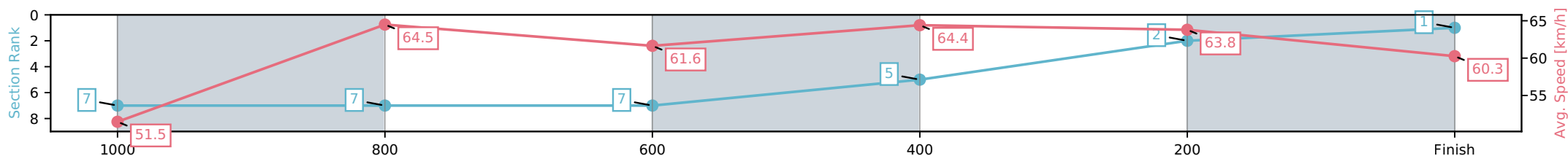
Horse/Jockey Name	The Barber/Tahlia Fenlon
Finish Rank	1
Fastest Section Time (Section)	0:11.20 (600-400)
Top Speed [km/h] (Section)	65.4 (1000-800)
Race State	Finished



Rockhampton QLD --Professional-2026-04-24
 Race 1: TAB QTIS Two-Year-Old Maiden Handicap - 1200m
 24 April 2026 - 1:02PM
 Track Rating: Soft 5, Weather: Fine, Rail Position: +6m Entire Circuit



Section	L1200	L1000	L800	L600	L400	L200
Section Times	1:11.43 (0:14.06)	0:57.38 [7] (0:11.20)	0:46.17 [7] (0:11.74)	0:34.43 [5] (0:11.20)	0:23.23 [2] (0:11.28)	0:11.96 [1] (0:11.96)
Average Speed [km/h]	51.5	64.5	61.6	64.4	63.8	60.3
Top Speed [km/h]	62.8	65.4	62.8	65.0	64.7	62.4
Avg. Dist. to Rail [m]	4.3	0.7	0.8	3.0	5.0	6.7
Avg. Stride Freq. [Hz]	2.5	2.5	2.4	2.4	2.4	2.3
Avg. Stride Length [m]	6.2	7.3	7.3	7.6	7.6	7.4



[] Ranking at each section and finish
 -:-:- No data available at this section
 NA No data available

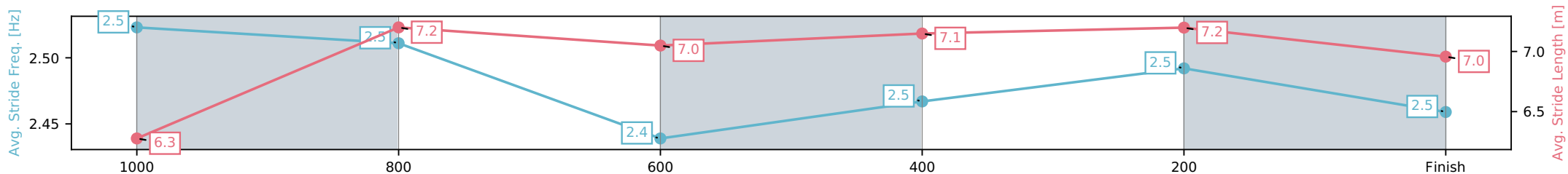
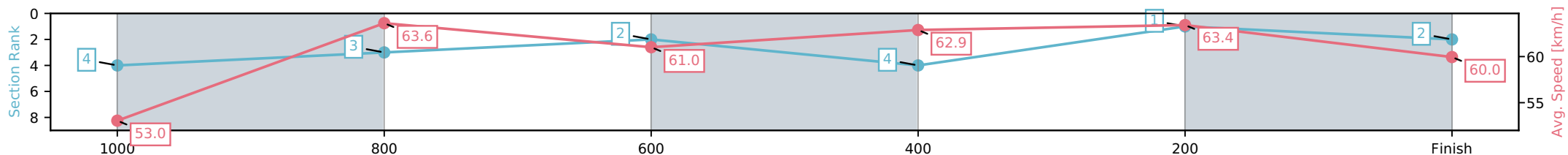
Horse/Jockey Name	Stylish Diamond/Chris Mclver
Finish Rank	2
Fastest Section Time (Section)	0:11.26 (1000-800)
Top Speed [km/h] (Section)	65.9 (1000-800)
Race State	Finished



Rockhampton QLD --Professional-2026-04-24
 Race 1: TAB QTIS Two-Year-Old Maiden Handicap - 1200m
 24 April 2026 - 1:02PM
 Track Rating: Soft 5, Weather: Fine, Rail Position: +6m Entire Circuit



Section	L1200	L1000	L800	L600	L400	L200
Section Times	1:11.47 (0:13.62)	0:57.84 [3] (0:11.26)	0:46.59 [2] (0:11.74)	0:34.85 [4] (0:11.46)	0:23.40 [1] (0:11.35)	0:12.04 [2] (0:12.04)
Average Speed [km/h]	53.0	63.6	61.0	62.9	63.4	60.0
Top Speed [km/h]	65.6	65.9	61.8	64.2	64.4	62.3
Avg. Dist. to Rail [m]	0.7	0.7	0.8	0.9	0.8	1.2
Avg. Stride Freq. [Hz]	2.5	2.5	2.4	2.5	2.5	2.5
Avg. Stride Length [m]	6.3	7.2	7.0	7.1	7.2	7.0



[] Ranking at each section and finish
 -:-:- No data available at this section
 NA No data available

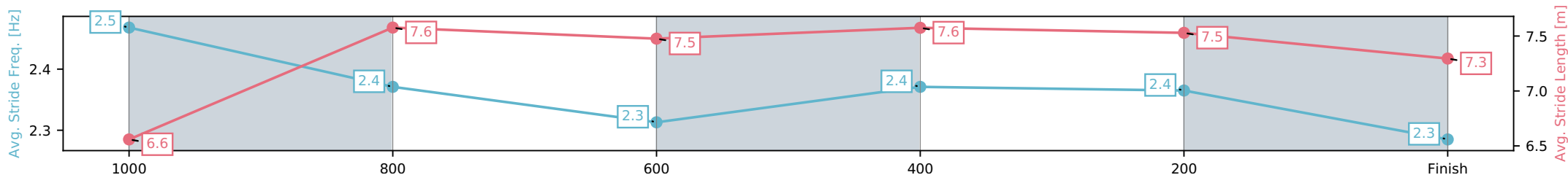
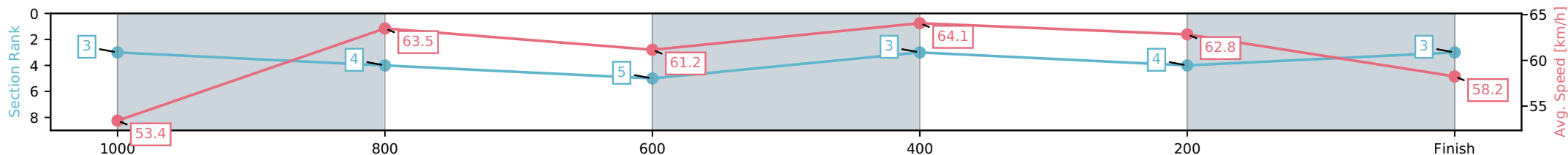
Horse/Jockey Name	Sport/Raul Silvera Olivera
Finish Rank	3
Fastest Section Time (Section)	0:11.26 (600-400)
Top Speed [km/h] (Section)	65.0 (1000-800)
Race State	Finished



Rockhampton QLD --Professional-2026-04-24
 Race 1: TAB QTIS Two-Year-Old Maiden Handicap - 1200m
 24 April 2026 - 1:02PM
 Track Rating: Soft 5, Weather: Fine, Rail Position: +6m Entire Circuit



Section	L1200	L1000	L800	L600	L400	L200
Section Times	1:11.85 (0:13.55)	0:58.30 [4] (0:11.37)	0:46.93 [5] (0:11.88)	0:35.05 [3] (0:11.26)	0:23.79 [4] (0:11.46)	0:12.33 [3] (0:12.33)
Average Speed [km/h]	53.4	63.5	61.2	64.1	62.8	58.2
Top Speed [km/h]	64.8	65.0	62.7	64.5	64.3	60.9
Avg. Dist. to Rail [m]	2.0	0.8	1.3	3.0	4.2	5.0
Avg. Stride Freq. [Hz]	2.5	2.4	2.3	2.4	2.4	2.3
Avg. Stride Length [m]	6.6	7.6	7.5	7.6	7.5	7.3



[] Ranking at each section and finish
 -:-:- No data available at this section
 NA No data available

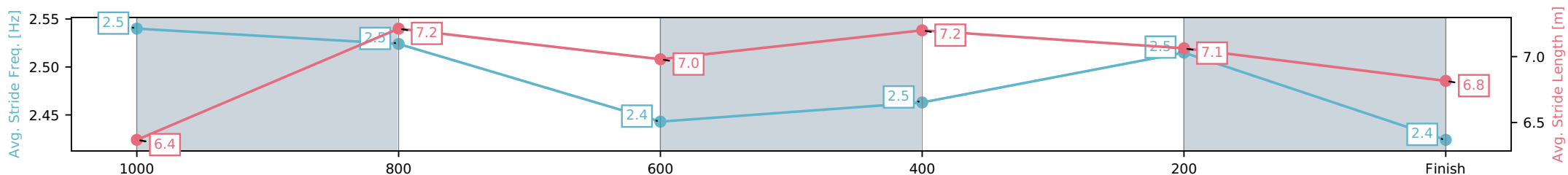
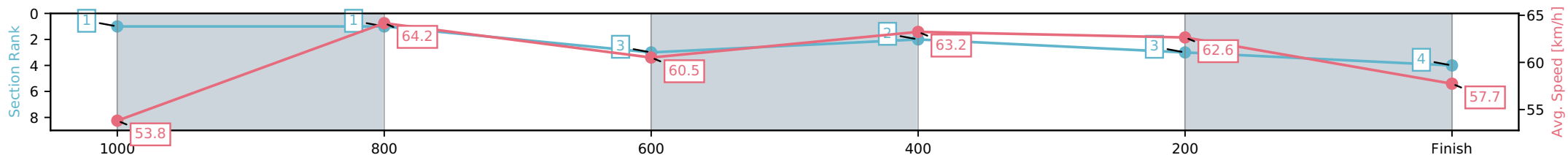
Horse/Jockey Name	Formal Affair/Cody Collis
Finish Rank	4
Fastest Section Time (Section)	0:11.20 (1000-800)
Top Speed [km/h] (Section)	65.6 (1000-800)
Race State	Finished



Rockhampton QLD --Professional-2026-04-24
 Race 1: TAB QTIS Two-Year-Old Maiden Handicap - 1200m
 24 April 2026 - 1:02PM
 Track Rating: Soft 5, Weather: Fine, Rail Position: +6m Entire Circuit



Section	L1200	L1000	L800	L600	L400	L200
Section Times	1:11.92 (0:13.39)	0:58.53 [1] (0:11.20)	0:47.33 [3] (0:12.03)	0:35.30 [2] (0:11.38)	0:23.92 [3] (0:11.49)	0:12.43 [4] (0:12.43)
Average Speed [km/h]	53.8	64.2	60.5	63.2	62.6	57.7
Top Speed [km/h]	65.1	65.6	62.3	64.2	64.0	60.9
Avg. Dist. to Rail [m]	1.3	0.7	1.4	0.6	2.2	2.5
Avg. Stride Freq. [Hz]	2.5	2.5	2.4	2.5	2.5	2.4
Avg. Stride Length [m]	6.4	7.2	7.0	7.2	7.1	6.8



[] Ranking at each section and finish
 -:-:- No data available at this section
 NA No data available

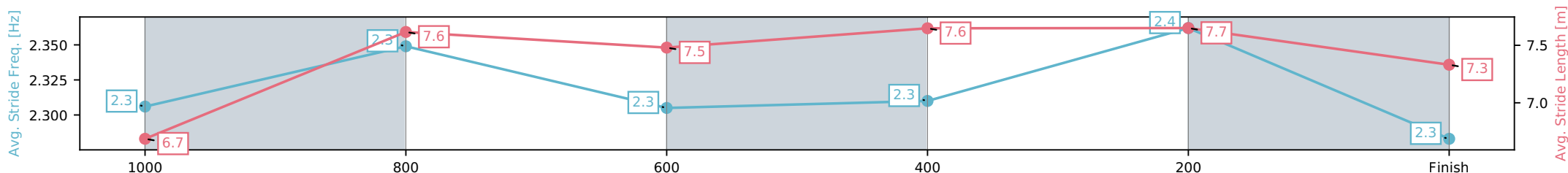
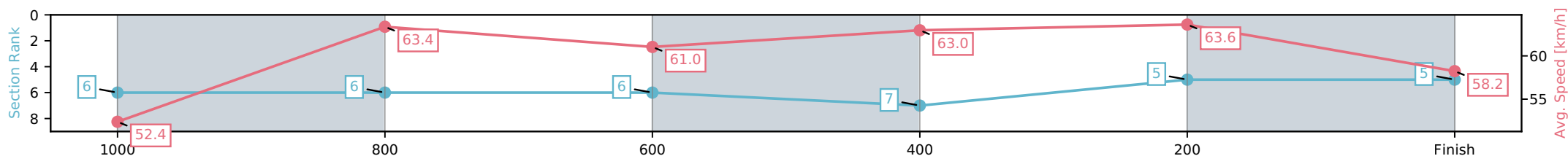
Horse/Jockey Name	Whip 'N Neighneigh/Nikki Olzard
Finish Rank	5
Fastest Section Time (Section)	0:11.31 (1000-800)
Top Speed [km/h] (Section)	64.8 (400-200)
Race State	Finished



Rockhampton QLD --Professional-2026-04-24
 Race 1: TAB QTIS Two-Year-Old Maiden Handicap - 1200m
 24 April 2026 - 1:02PM
 Track Rating: Soft 5, Weather: Fine, Rail Position: +6m Entire Circuit



Section	L1200	L1000	L800	L600	L400	L200
Section Times	1:11.94 (0:13.85)	0:58.09 [6] (0:11.31)	0:46.78 [6] (0:11.68)	0:35.10 [7] (0:11.43)	0:23.67 [5] (0:11.32)	0:12.35 [5] (0:12.35)
Average Speed [km/h]	52.4	63.4	61.0	63.0	63.6	58.2
Top Speed [km/h]	63.5	64.5	61.6	63.7	64.8	61.7
Avg. Dist. to Rail [m]	2.8	0.7	1.2	0.2	1.5	3.2
Avg. Stride Freq. [Hz]	2.3	2.3	2.3	2.3	2.4	2.3
Avg. Stride Length [m]	6.7	7.6	7.5	7.6	7.7	7.3



[] Ranking at each section and finish
 -:-:- No data available at this section
 NA No data available

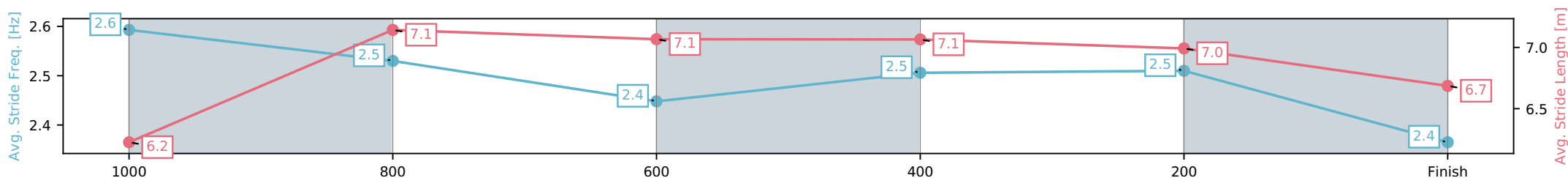
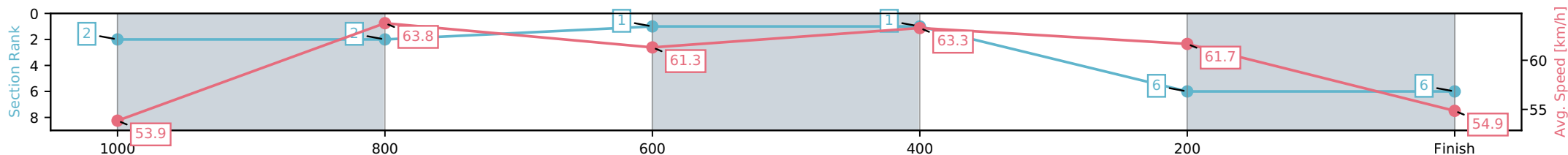
Horse/Jockey Name	Dazzling Geisha/Ron Stewart
Finish Rank	6
Fastest Section Time (Section)	0:11.34 (1000-800)
Top Speed [km/h] (Section)	65.8 (1000-800)
Race State	Finished



Rockhampton QLD --Professional-2026-04-24
 Race 1: TAB QTIS Two-Year-Old Maiden Handicap - 1200m
 24 April 2026 - 1:02PM
 Track Rating: Soft 5, Weather: Fine, Rail Position: +6m Entire Circuit



Section	L1200	L1000	L800	L600	L400	L200
Section Times	1:12.74 (0:13.42)	0:59.32 [2] (0:11.34)	0:47.97 [1] (0:11.82)	0:36.15 [1] (0:11.39)	0:24.76 [6] (0:11.67)	0:13.09 [6] (0:13.09)
Average Speed [km/h]	53.9	63.8	61.3	63.3	61.7	54.9
Top Speed [km/h]	65.7	65.8	62.3	64.9	64.5	58.8
Avg. Dist. to Rail [m]	1.6	1.0	1.0	1.6	2.9	5.5
Avg. Stride Freq. [Hz]	2.6	2.5	2.4	2.5	2.5	2.4
Avg. Stride Length [m]	6.2	7.1	7.1	7.1	7.0	6.7



[] Ranking at each section and finish
 -:-:- No data available at this section
 NA No data available

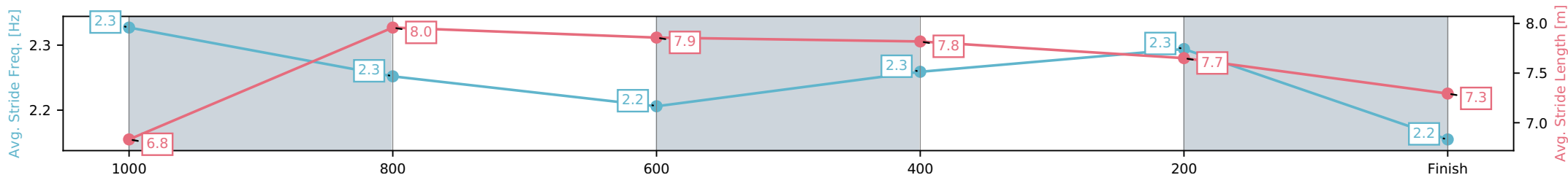
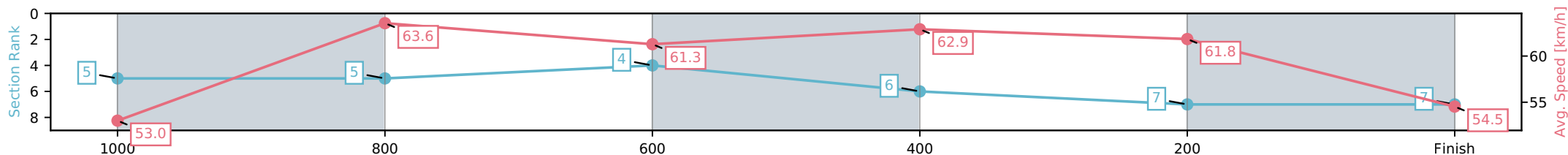
Horse/Jockey Name	Big Barry/Sean Cormack
Finish Rank	7
Fastest Section Time (Section)	0:11.35 (1000-800)
Top Speed [km/h] (Section)	65.3 (1000-800)
Race State	Finished



Rockhampton QLD --Professional-2026-04-24
 Race 1: TAB QTIS Two-Year-Old Maiden Handicap - 1200m
 24 April 2026 - 1:02PM
 Track Rating: Soft 5, Weather: Fine, Rail Position: +6m Entire Circuit



Section	L1200	L1000	L800	L600	L400	L200
Section Times	1:13.06 (0:13.66)	0:59.40 [5] (0:11.35)	0:48.04 [4] (0:11.78)	0:36.26 [6] (0:11.46)	0:24.81 [7] (0:11.64)	0:13.16 [7] (0:13.16)
Average Speed [km/h]	53.0	63.6	61.3	62.9	61.8	54.5
Top Speed [km/h]	63.7	65.3	62.2	63.6	63.8	58.6
Avg. Dist. to Rail [m]	3.7	0.7	0.5	2.1	3.9	5.5
Avg. Stride Freq. [Hz]	2.3	2.3	2.2	2.3	2.3	2.2
Avg. Stride Length [m]	6.8	8.0	7.9	7.8	7.7	7.3



- [] Ranking at each section and finish
- :-:- No data available at this section
- NA No data available



Rockhampton QLD

Race 2: GREAT NORTHERN Maiden Handicap (QTIS bonuses applicable 2&3YO Only) - 1050m

24 April 2026 - 1:38PM

Track Rating: Soft 5, Weather: Fine, Rail Position: +6m Entire Circuit



Field Times (Race Tempo) 0:59.73 0:56.53 0:44.90 0:33.49 0:22.75 0:11.83
 (0:03.20) (0:11.62) (0:11.41) (0:10.74) (0:10.93) (0:11.83)

Rank	TAB#	Horse	Overall Time	First 400m	Top Speed km/h (Section)	L1050	L1000	L800	L600	L400	L200		
	(BAR#)	Jockey	Margin (DT-W)	Last 600m	Fastest Section (Time)	Start - 1000	1000 - 800	800 - 600	600 - 400	400 - 200	200 - Finish		
1	2	Triple Spirit	0:59.73	0:23.71	67.9 (600-400)	0:59.73	0:56.53 [1]	0:44.90 [1]	0:33.49 [1]	0:22.76 [1]	0:11.83 [1]		
	(2)	Georgina Cartwright		0:33.49	600-400 (0:10.74)	(0:03.20)	(0:11.62)	(0:11.41)	(0:10.74)	(0:10.92)	(0:11.83)		
2	10	Cash Pit	1:00.25	0:24.24	69.9 (600-400)	1:00.25	0:57.00 [2]	0:45.31 [3]	0:33.56 [4]	0:22.83 [3]	0:11.91 [3]		
	(3)	Tahlia Fenlon	3.0L (+3)	0:33.57	600-400 (0:10.74)	(0:03.25)	(0:11.69)	(0:11.74)	(0:10.74)	(0:10.92)	(0:11.91)		
3	6	Bonnie Bouquet	1:00.84	0:24.54	68.6 (600-400)	1:00.84	0:57.32 [7]	0:45.25 [8]	0:33.61 [8]	0:22.97 [7]	0:11.90 [6]		
	(6)	Steph Tierney	6.5L (+11)	0:33.61	600-400 (0:10.64)	(0:03.52)	(0:12.07)	(0:11.64)	(0:10.64)	(0:11.07)	(0:11.90)		
4	3	Bowdene	1:00.91	0:23.88	68.5 (600-400)	1:00.91	0:57.60 [3]	0:45.91 [4]	0:34.58 [2]	0:23.88 [2]	0:12.60 [2]		
	(9)	Chris McIver	6.9L (+7)	0:34.59	600-400 (0:10.70)	(0:03.30)	(0:11.70)	(0:11.33)	(0:10.70)	(0:11.29)	(0:12.60)		
5	7	I Want It All	1:00.97	0:24.11	67.4 (600-400)	1:00.97	0:57.47 [6]	0:45.82 [5]	0:34.25 [5]	0:23.36 [4]	0:12.10 [5]		
	(4)	Natalea Summers	7.3L (+7)	0:34.24	600-400 (0:10.88)	(0:03.50)	(0:11.65)	(0:11.58)	(0:10.88)	(0:11.26)	(0:12.10)		
6	8	Jolly Japes	1:01.14	0:24.22	68.2 (600-400)	1:01.14	0:57.49 [9]	0:45.92 [6]	0:34.18 [6]	0:23.46 [5]	0:12.33 [4]		
	(5)	Cody Collis	8.3L (+5)	0:34.18	600-400 (0:10.72)	(0:03.65)	(0:11.57)	(0:11.73)	(0:10.72)	(0:11.13)	(0:12.33)		
7	9	Belvedere Miss	1:01.40	0:24.47	69.3 (600-400)	1:01.40	0:57.80 [8]	0:45.74 [9]	0:34.14 [9]	0:23.22 [9]	0:12.04 [7]		
	(7)	Amy Graham	9.8L (+8)	0:34.14	600-400 (0:10.92)	(0:03.60)	(0:12.07)	(0:11.59)	(0:10.92)	(0:11.18)	(0:12.04)		
8	5	Agile Annie	1:02.35	0:24.28	66.8 (600-400)	1:02.35	0:58.89 [5]	0:47.12 [7]	0:35.38 [7]	0:24.37 [8]	0:12.98 [8]		
	(1)	Raul Silvera Olivera	15.4L (+3)	0:35.38	600-400 (0:11.01)	(0:03.46)	(0:11.77)	(0:11.75)	(0:11.01)	(0:11.39)	(0:12.98)		
9	1	Morundah	1:02.72	0:23.98	65.6 (600-400)	1:02.72	0:59.34 [4]	0:47.78 [2]	0:36.09 [3]	0:24.90 [6]	0:13.15 [9]		
	(8)	Paul Hamblin	17.6L (+9)	0:36.09	600-400 (0:11.19)	(0:03.38)	(0:11.56)	(0:11.69)	(0:11.19)	(0:11.75)	(0:13.15)		

Scratched: Cryoseisms (#4)

Report Created: Fri 24 April 2026

(Note: Races are conducted over an approximate distance as close as possible to the advertised distance, and recorded data may vary accordingly. Official times refer to race times only and do not include handicap times.)

[] Position in running at each section and finish TAB# Saddle cloth number
 -:--: No data available at this section BAR# Barrier/Gate Position
 NA No data available DNF Did not finish
 DNT Did not track DT-W Distance travelled compared to winner in metres

Fastest split
 Fastest section

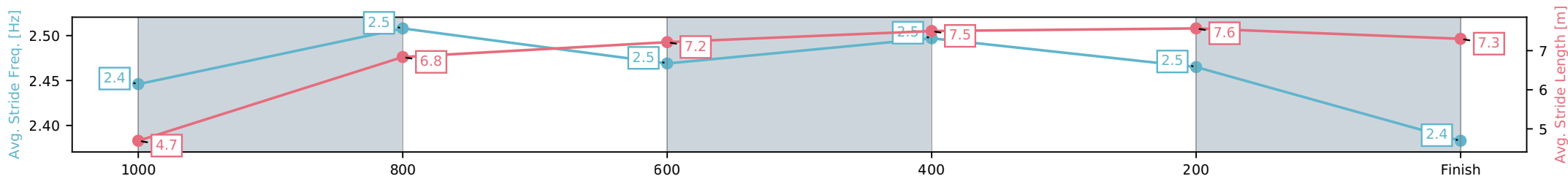
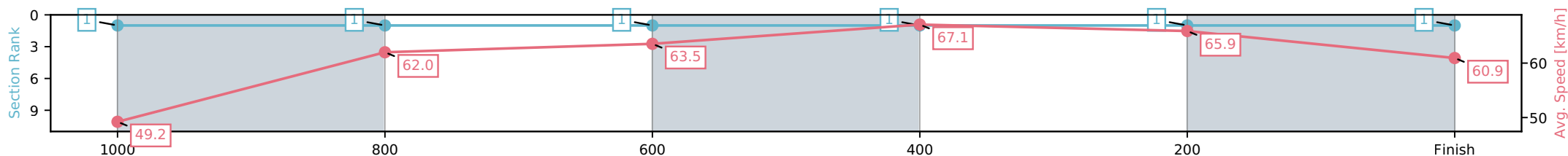
Horse/Jockey Name	Triple Spirit/Georgina Cartwright
Finish Rank	1
Fastest Section Time (Section)	0:10.74 (600-400)
Top Speed [km/h] (Section)	67.9 (600-400)
Race State	Finished



Rockhampton QLD --Professional-2026-04-24
 Race 2: GREAT NORTHERN Maiden Handicap (QTIS bonuses applicable 2&3YO Only) - 1050m
 24 April 2026 - 1:38PM
 Track Rating: Soft 5, Weather: Fine, Rail Position: +6m Entire Circuit



Section	L1050	L800	L600	L400	L200	L0
Section Times	0:59.73 (0:03.20)	0:56.53 [1] (0:11.62)	0:44.90 [1] (0:11.41)	0:33.49 [1] (0:10.74)	0:22.76 [1] (0:10.92)	0:11.83 [1] (0:11.83)
Average Speed [km/h]	49.2	62.0	63.5	67.1	65.9	60.9
Top Speed [km/h]	55.7	63.4	63.9	67.9	67.1	63.3
Avg. Dist. to Rail [m]	1.8	0.3	0.9	1.5	1.0	1.6
Avg. Stride Freq. [Hz]	2.4	2.5	2.5	2.5	2.5	2.4
Avg. Stride Length [m]	4.7	6.8	7.2	7.5	7.6	7.3



- [] Ranking at each section and finish
- :-:- No data available at this section
- NA No data available

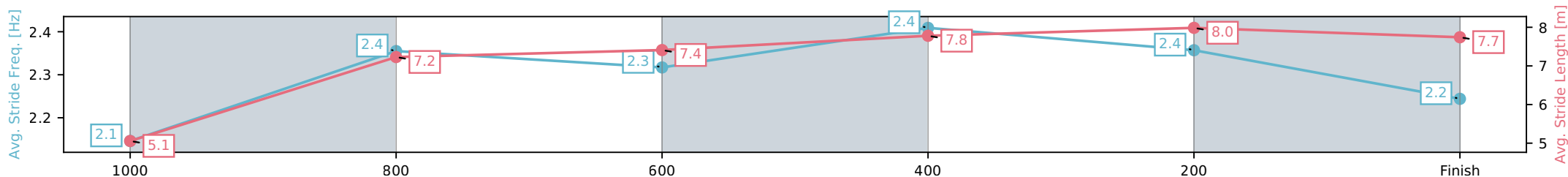
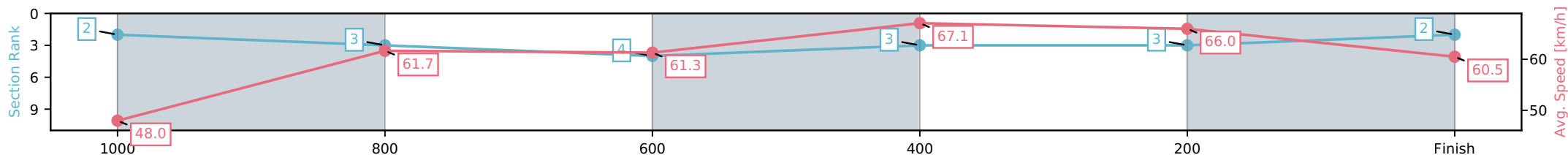
Horse/Jockey Name	Cash Pit/Tahlia Fenlon
Finish Rank	2
Fastest Section Time (Section)	0:10.74 (600-400)
Top Speed [km/h] (Section)	69.9 (600-400)
Race State	Finished



Rockhampton QLD --Professional-2026-04-24
 Race 2: GREAT NORTHERN Maiden Handicap (QTIS bonuses applicable 2&3YO Only) - 1050m
 24 April 2026 - 1:38PM
 Track Rating: Soft 5, Weather: Fine, Rail Position: +6m Entire Circuit



Section	L1050	L800	L600	L400	L200	L0
Section Times	1:00.25 (0:03.25)	0:57.00 [3] (0:11.69)	0:45.31 [4] (0:11.74)	0:33.56 [3] (0:10.74)	0:22.83 [3] (0:10.92)	0:11.91 [2] (0:11.91)
Average Speed [km/h]	48.0	61.7	61.3	67.1	66.0	60.5
Top Speed [km/h]	54.0	64.4	64.3	69.9	69.4	63.5
Avg. Dist. to Rail [m]	2.2	0.4	1.1	0.7	1.7	3.2
Avg. Stride Freq. [Hz]	2.1	2.4	2.3	2.4	2.4	2.2
Avg. Stride Length [m]	5.1	7.2	7.4	7.8	8.0	7.7



- [] Ranking at each section and finish
- :-:- No data available at this section
- NA No data available

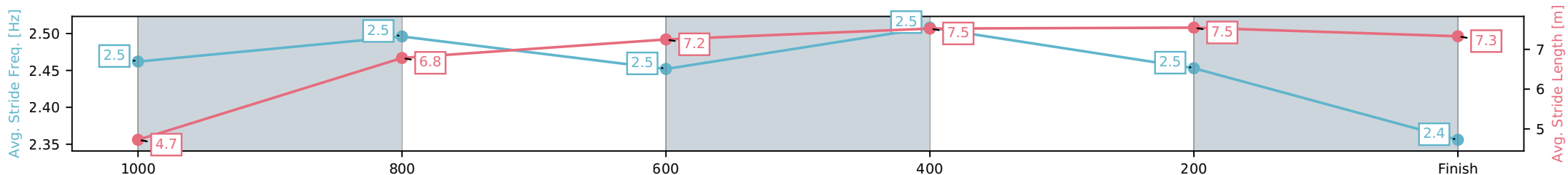
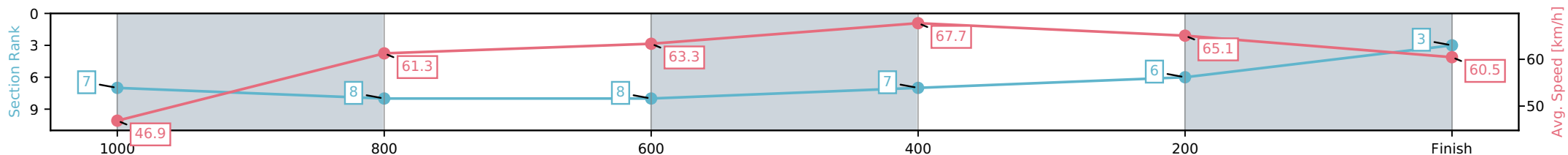
Horse/Jockey Name	Bonnie Bouquet/Steph Tierney
Finish Rank	3
Fastest Section Time (Section)	0:10.64 (600-400)
Top Speed [km/h] (Section)	68.6 (600-400)
Race State	Finished



Rockhampton QLD --Professional-2026-04-24
 Race 2: GREAT NORTHERN Maiden Handicap (QTIS bonuses applicable 2&3YO Only) - 1050m
 24 April 2026 - 1:38PM
 Track Rating: Soft 5, Weather: Fine, Rail Position: +6m Entire Circuit



Section	L1050	L800	L600	L400	L200	L0
Section Times	1:00.84 (0:03.52)	0:57.32 [8] (0:12.07)	0:45.25 [8] (0:11.64)	0:33.61 [7] (0:10.64)	0:22.97 [6] (0:11.07)	0:11.90 [3] (0:11.90)
Average Speed [km/h]	46.9	61.3	63.3	67.7	65.1	60.5
Top Speed [km/h]	53.8	62.7	64.9	68.6	67.7	62.3
Avg. Dist. to Rail [m]	6.1	4.4	3.0	3.5	5.1	5.3
Avg. Stride Freq. [Hz]	2.5	2.5	2.5	2.5	2.5	2.4
Avg. Stride Length [m]	4.7	6.8	7.2	7.5	7.5	7.3



[] Ranking at each section and finish
 -:-:- No data available at this section
 NA No data available

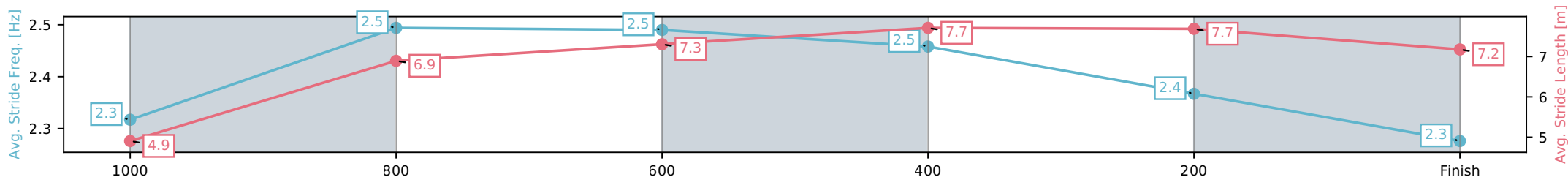
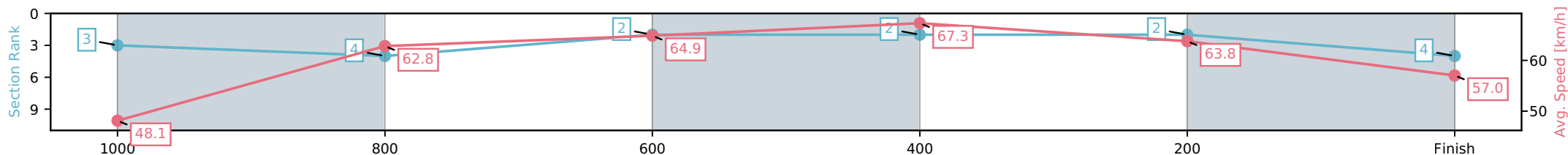
Horse/Jockey Name	Bowdene/Chris McIver
Finish Rank	4
Fastest Section Time (Section)	0:10.70 (600-400)
Top Speed [km/h] (Section)	68.5 (600-400)
Race State	Finished



Rockhampton QLD --Professional-2026-04-24
 Race 2: GREAT NORTHERN Maiden Handicap (QTIS bonuses applicable 2&3YO Only) - 1050m
 24 April 2026 - 1:38PM
 Track Rating: Soft 5, Weather: Fine, Rail Position: +6m Entire Circuit



Section	L1050	L800	L600	L400	L200	L0
Section Times	1:00.91 (0:03.30)	0:57.60 [4] (0:11.70)	0:45.91 [2] (0:11.33)	0:34.58 [2] (0:10.70)	0:23.88 [2] (0:11.29)	0:12.60 [4] (0:12.60)
Average Speed [km/h]	48.1	62.8	64.9	67.3	63.8	57.0
Top Speed [km/h]	54.6	65.4	66.4	68.5	66.6	60.1
Avg. Dist. to Rail [m]	8.2	3.8	2.6	1.1	1.5	1.9
Avg. Stride Freq. [Hz]	2.3	2.5	2.5	2.5	2.4	2.3
Avg. Stride Length [m]	4.9	6.9	7.3	7.7	7.7	7.2



[] Ranking at each section and finish
 -:-:- No data available at this section
 NA No data available

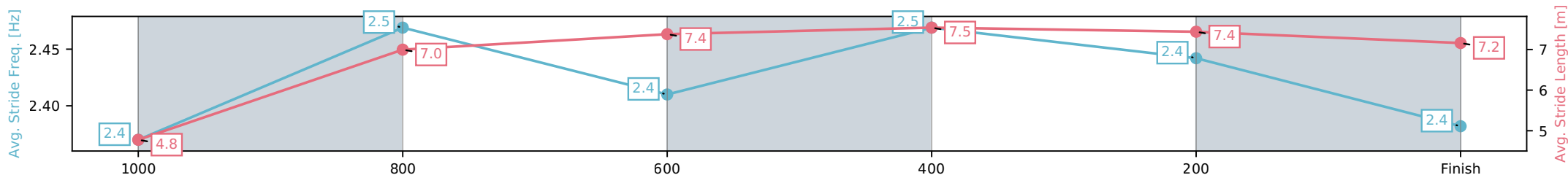
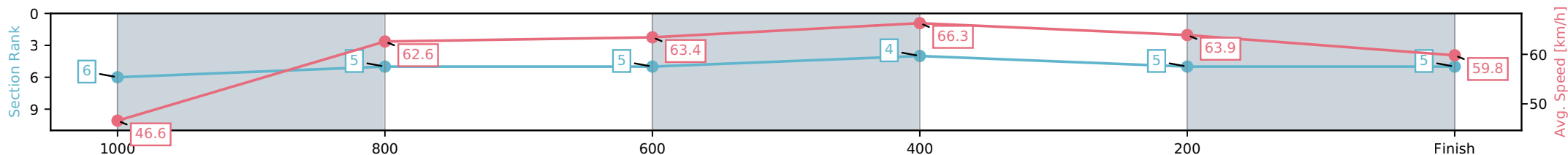
Horse/Jockey Name	I Want It All/Natalea Summers
Finish Rank	5
Fastest Section Time (Section)	0:10.88 (600-400)
Top Speed [km/h] (Section)	67.4 (600-400)
Race State	Finished



Rockhampton QLD --Professional-2026-04-24
 Race 2: GREAT NORTHERN Maiden Handicap (QTIS bonuses applicable 2&3YO Only) - 1050m
 24 April 2026 - 1:38PM
 Track Rating: Soft 5, Weather: Fine, Rail Position: +6m Entire Circuit



Section	L1050	L800	L600	L400	L200	L0
Section Times	1:00.97 (0:03.50)	0:57.47 [5] (0:11.65)	0:45.82 [5] (0:11.58)	0:34.25 [4] (0:10.88)	0:23.36 [5] (0:11.26)	0:12.10 [5] (0:12.10)
Average Speed [km/h]	46.6	62.6	63.4	66.3	63.9	59.8
Top Speed [km/h]	54.3	63.9	65.0	67.4	66.1	61.8
Avg. Dist. to Rail [m]	3.7	2.1	2.5	3.4	2.4	1.6
Avg. Stride Freq. [Hz]	2.4	2.5	2.4	2.5	2.4	2.4
Avg. Stride Length [m]	4.8	7.0	7.4	7.5	7.4	7.2



- [] Ranking at each section and finish
- :-:- No data available at this section
- NA No data available

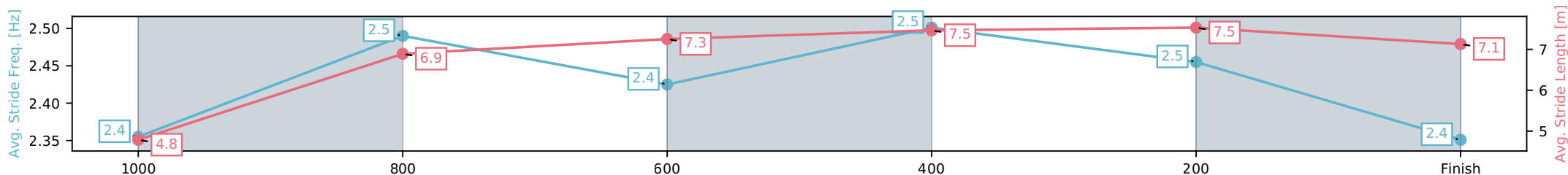
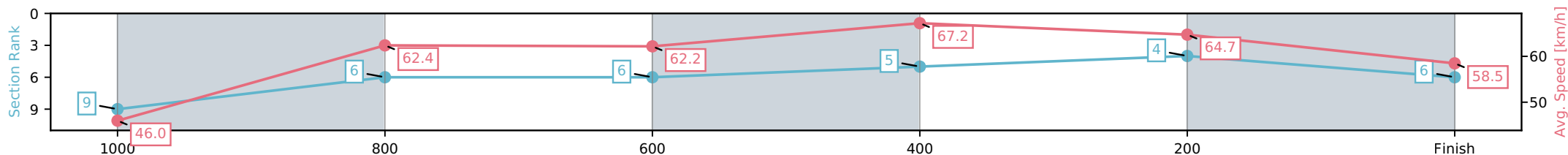
Horse/Jockey Name	Jolly Japes/Cody Collis
Finish Rank	6
Fastest Section Time (Section)	0:10.72 (600-400)
Top Speed [km/h] (Section)	68.2 (600-400)
Race State	Finished



Rockhampton QLD --Professional-2026-04-24
 Race 2: GREAT NORTHERN Maiden Handicap (QTIS bonuses applicable 2&3YO Only) - 1050m
 24 April 2026 - 1:38PM
 Track Rating: Soft 5, Weather: Fine, Rail Position: +6m Entire Circuit



Section	L1050	L800	L600	L400	L200	L0
Section Times	1:01.14 (0:03.65)	0:57.49 [6] (0:11.57)	0:45.92 [6] (0:11.73)	0:34.18 [5] (0:10.72)	0:23.46 [4] (0:11.13)	0:12.33 [6] (0:12.33)
Average Speed [km/h]	46.0	62.4	62.2	67.2	64.7	58.5
Top Speed [km/h]	54.3	64.1	64.0	68.2	67.6	61.4
Avg. Dist. to Rail [m]	4.0	1.1	1.7	3.2	3.5	3.3
Avg. Stride Freq. [Hz]	2.4	2.5	2.4	2.5	2.5	2.4
Avg. Stride Length [m]	4.8	6.9	7.3	7.5	7.5	7.1



[] Ranking at each section and finish
 -:-:- No data available at this section
 NA No data available

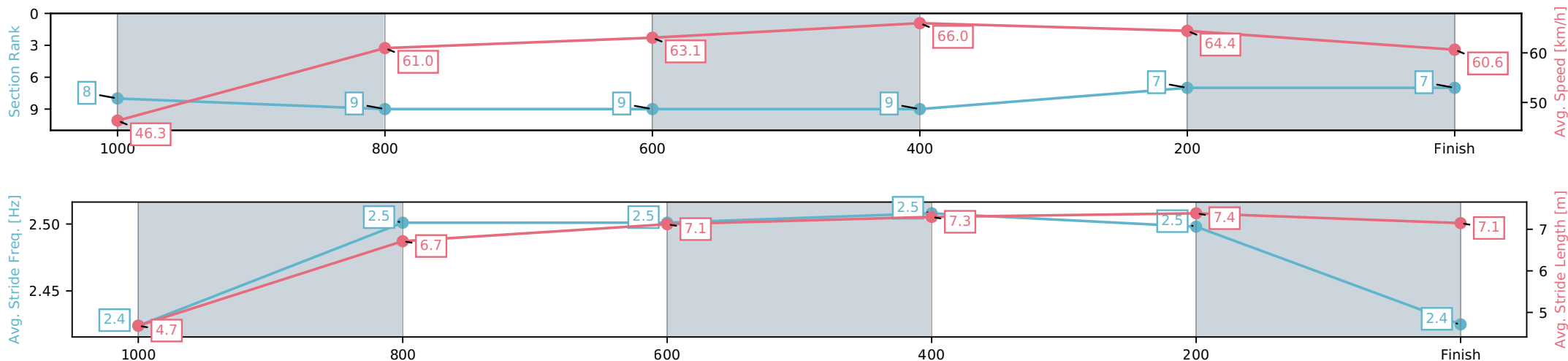
Horse/Jockey Name	Belvedere Miss/Amy Graham
Finish Rank	7
Fastest Section Time (Section)	0:10.92 (600-400)
Top Speed [km/h] (Section)	69.3 (600-400)
Race State	Finished



Rockhampton QLD --Professional-2026-04-24
 Race 2: GREAT NORTHERN Maiden Handicap (QTIS bonuses applicable 2&3YO Only) - 1050m
 24 April 2026 - 1:38PM
 Track Rating: Soft 5, Weather: Fine, Rail Position: +6m Entire Circuit



Section	L1050	L800	L600	L400	L200	L0
Section Times	1:01.40 (0:03.60)	0:57.80 [9] (0:12.07)	0:45.74 [9] (0:11.59)	0:34.14 [9] (0:10.92)	0:23.22 [7] (0:11.18)	0:12.04 [7] (0:12.04)
Average Speed [km/h]	46.3	61.0	63.1	66.0	64.4	60.6
Top Speed [km/h]	53.0	63.0	65.4	69.3	67.3	63.4
Avg. Dist. to Rail [m]	6.1	3.7	1.9	3.5	8.0	9.2
Avg. Stride Freq. [Hz]	2.4	2.5	2.5	2.5	2.5	2.4
Avg. Stride Length [m]	4.7	6.7	7.1	7.3	7.4	7.1



- [] Ranking at each section and finish
- :-:- No data available at this section
- NA No data available

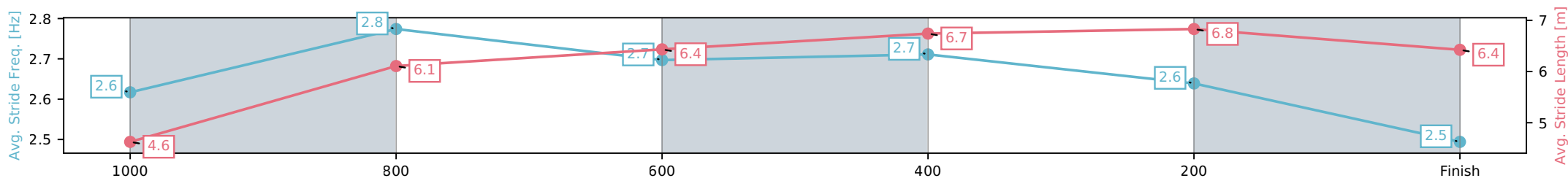
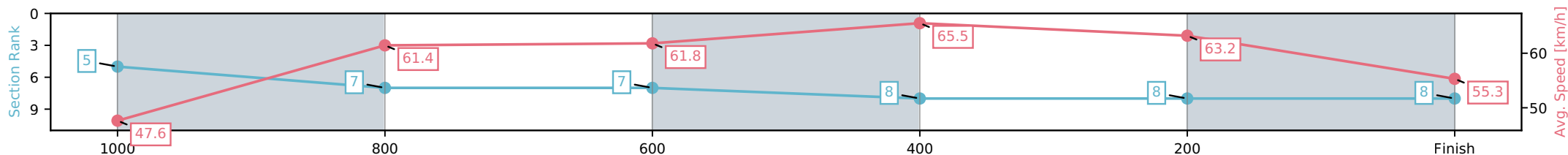
Horse/Jockey Name	Agile Annie/Raul Silvera Olivera
Finish Rank	8
Fastest Section Time (Section)	0:11.01 (600-400)
Top Speed [km/h] (Section)	66.8 (600-400)
Race State	Finished



Rockhampton QLD --Professional-2026-04-24
 Race 2: GREAT NORTHERN Maiden Handicap (QTIS bonuses applicable 2&3YO Only) - 1050m
 24 April 2026 - 1:38PM
 Track Rating: Soft 5, Weather: Fine, Rail Position: +6m Entire Circuit



Section	L1050	L800	L600	L400	L200	L0
Section Times	1:02.35 (0:03.46)	0:58.89 [7] (0:11.77)	0:47.12 [7] (0:11.75)	0:35.38 [8] (0:11.01)	0:24.37 [8] (0:11.39)	0:12.98 [8] (0:12.98)
Average Speed [km/h]	47.6	61.4	61.8	65.5	63.2	55.3
Top Speed [km/h]	54.4	63.2	63.0	66.8	66.1	60.7
Avg. Dist. to Rail [m]	0.8	0.6	1.2	1.7	3.1	2.5
Avg. Stride Freq. [Hz]	2.6	2.8	2.7	2.7	2.6	2.5
Avg. Stride Length [m]	4.6	6.1	6.4	6.7	6.8	6.4



[] Ranking at each section and finish
 -:-:- No data available at this section
 NA No data available

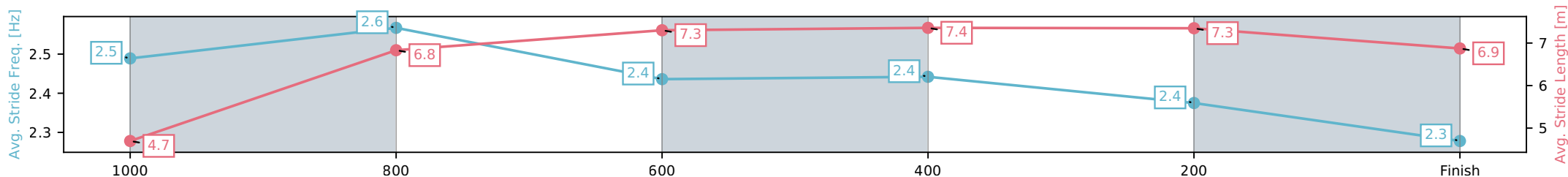
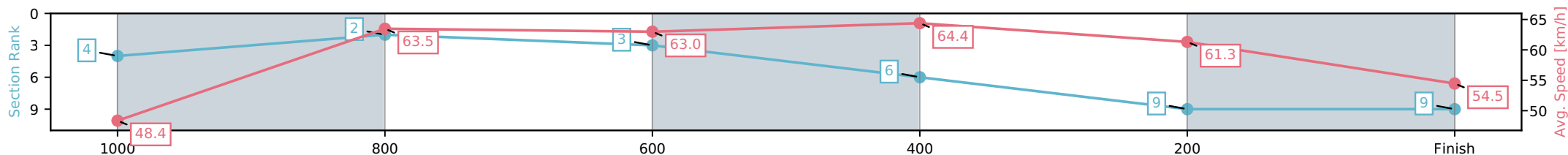
Horse/Jockey Name	Morundah/Paul Hamblin
Finish Rank	9
Fastest Section Time (Section)	0:11.19 (600-400)
Top Speed [km/h] (Section)	65.6 (600-400)
Race State	Finished



Rockhampton QLD --Professional-2026-04-24
 Race 2: GREAT NORTHERN Maiden Handicap (QTIS bonuses applicable 2&3YO Only) - 1050m
 24 April 2026 - 1:38PM
 Track Rating: Soft 5, Weather: Fine, Rail Position: +6m Entire Circuit



Section	L1050	L800	L600	L400	L200	L0
Section Times	1:02.72 (0:03.38)	0:59.34 [2] (0:11.56)	0:47.78 [3] (0:11.69)	0:36.09 [6] (0:11.19)	0:24.90 [9] (0:11.75)	0:13.15 [9] (0:13.15)
Average Speed [km/h]	48.4	63.5	63.0	64.4	61.3	54.5
Top Speed [km/h]	55.9	65.0	64.2	65.6	65.0	59.3
Avg. Dist. to Rail [m]	7.4	3.7	2.8	0.9	1.1	0.7
Avg. Stride Freq. [Hz]	2.5	2.6	2.4	2.4	2.4	2.3
Avg. Stride Length [m]	4.7	6.8	7.3	7.4	7.3	6.9



[] Ranking at each section and finish
 -:-:- No data available at this section
 NA No data available



Rockhampton QLD

Race 3: ROCKHAMPTON CUP TICKETS ON SALE QTIS Three-Year-Old Handicap - 1400m

24 April 2026 - 2:12PM

Track Rating: Soft 5, Weather: Fine, Rail Position: +6m Entire Circuit



Field Times (Race Tempo) 1:22.25 (0:12.49) 1:09.76 (0:11.04) 0:58.72 (0:11.81) 0:46.91 (0:12.10) 0:34.81 (0:11.44) 0:23.37 (0:11.43) 0:11.94 (0:11.94)

Rank	TAB#	Horse	Overall Time	First 400m	Top Speed km/h (Section)	L1400	L1200	L1000	L800	L600	L400	L200	
	(BAR#)	Jockey	Margin (DT-W)	Last 600m	Fastest Section (Time)	Start - 1200	1200 - 1000	1000 - 800	800 - 600	600 - 400	400 - 200	200 - Finish	
1	6	Wayno	1:22.25	0:24.36	66.9 (400-200)	1:22.25	1:08.95 [7]	0:57.89 [7]	0:46.14 [7]	0:34.15 [7]	0:22.84 [6]	0:11.77 [3]	
	(6)	Raul Silvera Olivera		0:34.15	1200-1000 (0:11.06)	(0:13.30)	(0:11.06)	(0:11.75)	(0:12.00)	(0:11.31)	(0:11.07)	(0:11.77)	
2	5	Scialla	1:22.39	0:24.00	65.3 (1200-1000)	1:22.39	1:09.52 [6]	0:58.39 [6]	0:46.59 [4]	0:34.56 [4]	0:23.20 [4]	0:11.88 [4]	
	(2)	Georgina Cartwright	0.8L (+1)	0:34.56	1200-1000 (0:11.12)	(0:12.88)	(0:11.12)	(0:11.80)	(0:12.03)	(0:11.35)	(0:11.33)	(0:11.88)	
3	2	Betterlucknexttime	1:22.68	0:23.71	66.3 (1400 - 1200)	1:22.68	1:10.03 [3]	0:58.97 [3]	0:47.12 [2]	0:35.12 [2]	0:23.80 [1]	0:12.37 [1]	
	(1)	Aidan Holt	2.5L (-3)	0:35.11	1200-1000 (0:11.06)	(0:12.65)	(0:11.06)	(0:11.85)	(0:12.00)	(0:11.31)	(0:11.43)	(0:12.37)	
4	4	Leica Flamingo	1:22.85	0:23.53	67.3 (1400 - 1200)	1:22.85	1:10.36 [1]	0:59.32 [1]	0:47.51 [1]	0:35.41 [1]	0:23.94 [2]	0:12.40 [2]	
	(3)	Adam Sewell	3.5L (+1)	0:35.41	1200-1000 (0:11.04)	(0:12.49)	(0:11.04)	(0:11.81)	(0:12.10)	(0:11.47)	(0:11.54)	(0:12.40)	
5	3	Our Eagle Rock	1:23.35	0:23.68	69.0 (1200-1000)	1:23.35	1:10.72 [2]	0:59.67 [2]	0:47.71 [3]	0:35.70 [3]	0:24.21 [3]	0:12.60 [5]	
	(8)	Cody Collis	6.4L (+2)	0:35.69	1200-1000 (0:11.05)	(0:12.63)	(0:11.05)	(0:11.97)	(0:12.01)	(0:11.48)	(0:11.61)	(0:12.60)	
6	1	Saraqael	1:23.36	0:23.92	65.6 (1400 - 1200)	1:23.36	1:10.59 [4]	0:59.44 [4]	0:47.55 [5]	0:35.50 [5]	0:24.01 [5]	0:12.38 [6]	
	(7)	Warwick Satherley	6.5L (+3)	0:35.49	1200-1000 (0:11.15)	(0:12.77)	(0:11.15)	(0:11.89)	(0:12.06)	(0:11.49)	(0:11.62)	(0:12.38)	
7	7	The Kobay Train	1:23.58	0:24.37	65.8 (1200-1000)	1:23.58	1:10.27 [8]	0:59.21 [8]	0:47.43 [8]	0:35.36 [8]	0:23.98 [8]	0:12.45 [7]	
	(5)	Nikki Olzard	7.8L (+2)	0:35.36	1200-1000 (0:11.06)	(0:13.31)	(0:11.06)	(0:11.78)	(0:12.07)	(0:11.38)	(0:11.53)	(0:12.45)	
8	8	Milk Maid	1:24.08	0:23.92	66.4 (1400 - 1200)	1:24.08	1:11.28 [5]	1:00.15 [5]	0:48.23 [6]	0:36.10 [6]	0:24.60 [7]	0:12.77 [8]	
	(4)	Ron Stewart	10.8L (+0)	0:36.10	1200-1000 (0:11.12)	(0:12.80)	(0:11.12)	(0:11.93)	(0:12.13)	(0:11.50)	(0:11.83)	(0:12.77)	

Report Created: Fri 24 April 2026

(Note: Races are conducted over an approximate distance as close as possible to the advertised distance, and recorded data may vary accordingly. Official times refer to race times only and do not include handicap times.)

[] Position in running at each section and finish TAB# Saddle cloth number

-:--:-- No data available at this section

NA No data available

DNT Did not track

BAR# Barrier/Gate Position

DNF Did not finish

DT-W Distance travelled compared to winner in metres

Fastest split

Fastest section

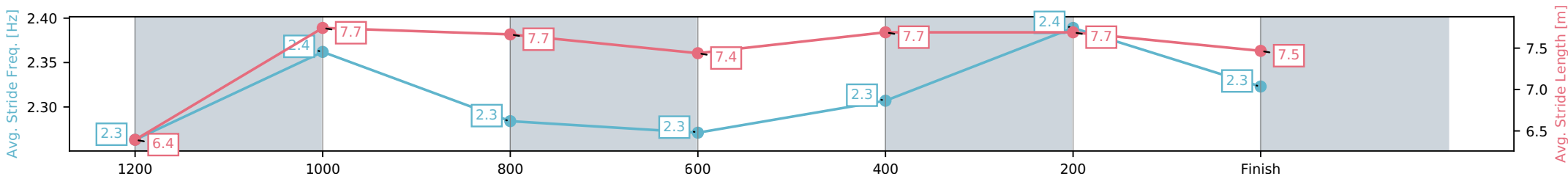
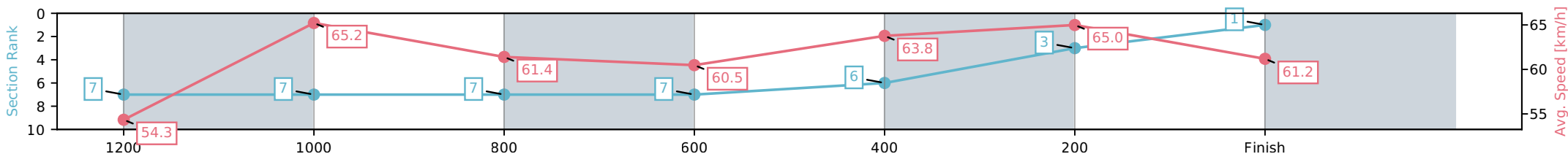
Horse/Jockey Name	Wayno/Raul Silvera Olivera
Finish Rank	1
Fastest Section Time (Section)	0:11.06 (1200-1000)
Top Speed [km/h] (Section)	66.9 (400-200)
Race State	Finished



Rockhampton QLD --Professional-2026-04-24
 Race 3: ROCKHAMPTON CUP TICKETS ON SALE QTIS
 Three-Year-Old Handicap - 1400m
 24 April 2026 - 2:12PM
 Track Rating: Soft 5, Weather: Fine, Rail Position: +6m Entire Circuit



Section	L1400	L1200	L1000	L800	L600	L400	L200
Section Times	1:22.25 (0:13.30)	1:08.95 [7] (0:11.06)	0:57.89 [7] (0:11.75)	0:46.14 [7] (0:12.00)	0:34.15 [6] (0:11.31)	0:22.84 [3] (0:11.07)	0:11.77 [1] (0:11.77)
Average Speed [km/h]	54.3	65.2	61.4	60.5	63.8	65.0	61.2
Top Speed [km/h]	64.4	65.7	64.8	62.1	66.5	66.9	63.0
Avg. Dist. to Rail [m]	2.8	1.3	0.4	1.1	3.0	5.6	6.8
Avg. Stride Freq. [Hz]	2.3	2.4	2.3	2.3	2.3	2.4	2.3
Avg. Stride Length [m]	6.4	7.7	7.7	7.4	7.7	7.7	7.5



- [] Ranking at each section and finish
- :-:- No data available at this section
- NA No data available

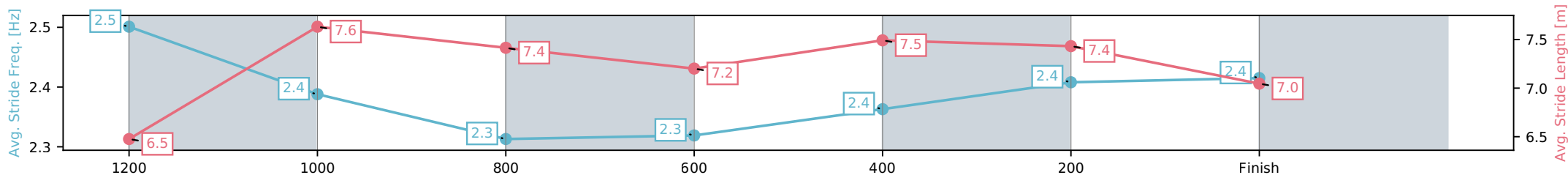
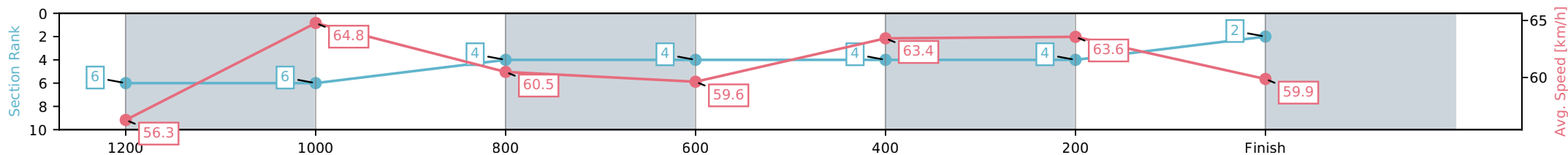
Horse/Jockey Name	Scialla/Georgina Cartwright
Finish Rank	2
Fastest Section Time (Section)	0:11.12 (1200-1000)
Top Speed [km/h] (Section)	65.3 (1200-1000)
Race State	Finished



Rockhampton QLD --Professional-2026-04-24
 Race 3: ROCKHAMPTON CUP TICKETS ON SALE QTIS
 Three-Year-Old Handicap - 1400m
 24 April 2026 - 2:12PM
 Track Rating: Soft 5, Weather: Fine, Rail Position: +6m Entire Circuit



Section	L1400	L1200	L1000	L800	L600	L400	L200
Section Times	1:22.39 (0:12.88)	1:09.52 [6] (0:11.12)	0:58.39 [4] (0:11.80)	0:46.59 [4] (0:12.03)	0:34.56 [4] (0:11.35)	0:23.20 [4] (0:11.33)	0:11.88 [2] (0:11.88)
Average Speed [km/h]	56.3	64.8	60.5	59.6	63.4	63.6	59.9
Top Speed [km/h]	64.8	65.3	63.7	61.6	64.2	64.5	62.3
Avg. Dist. to Rail [m]	1.3	0.2	1.1	0.6	0.4	1.9	4.0
Avg. Stride Freq. [Hz]	2.5	2.4	2.3	2.3	2.4	2.4	2.4
Avg. Stride Length [m]	6.5	7.6	7.4	7.2	7.5	7.4	7.0



- [] Ranking at each section and finish
- :-:- No data available at this section
- NA No data available

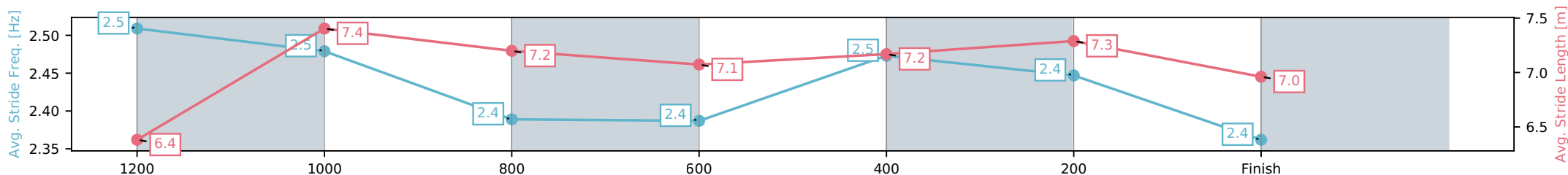
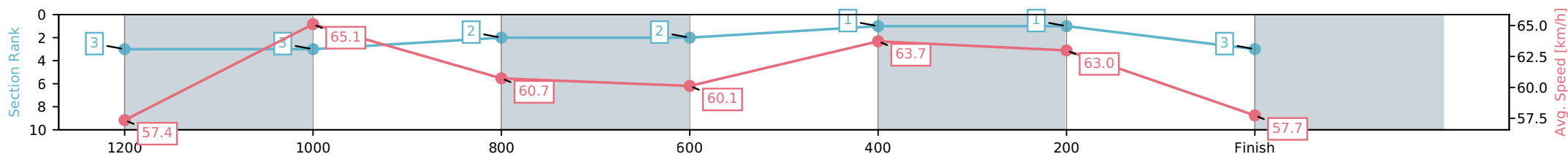
Horse/Jockey Name	Betterlucknexttime/Aidan Holt
Finish Rank	3
Fastest Section Time (Section)	0:11.06 (1200-1000)
Top Speed [km/h] (Section)	66.3 (1400 - 1200)
Race State	Finished



Rockhampton QLD --Professional-2026-04-24
 Race 3: ROCKHAMPTON CUP TICKETS ON SALE QTIS
 Three-Year-Old Handicap - 1400m
 24 April 2026 - 2:12PM
 Track Rating: Soft 5, Weather: Fine, Rail Position: +6m Entire Circuit



Section	L1400	L1200	L1000	L800	L600	L400	L200
Section Times	1:22.68 (0:12.65)	1:10.03 [3] (0:11.06)	0:58.97 [2] (0:11.85)	0:47.12 [2] (0:12.00)	0:35.12 [1] (0:11.31)	0:23.80 [1] (0:11.43)	0:12.37 [3] (0:12.37)
Average Speed [km/h]	57.4	65.1	60.7	60.1	63.7	63.0	57.7
Top Speed [km/h]	66.3	66.2	64.2	61.2	64.7	64.7	60.4
Avg. Dist. to Rail [m]	0.3	0.1	0.2	0.5	1.9	2.1	2.5
Avg. Stride Freq. [Hz]	2.5	2.5	2.4	2.4	2.5	2.4	2.4
Avg. Stride Length [m]	6.4	7.4	7.2	7.1	7.2	7.3	7.0



[] Ranking at each section and finish
 -:-:- No data available at this section
 NA No data available

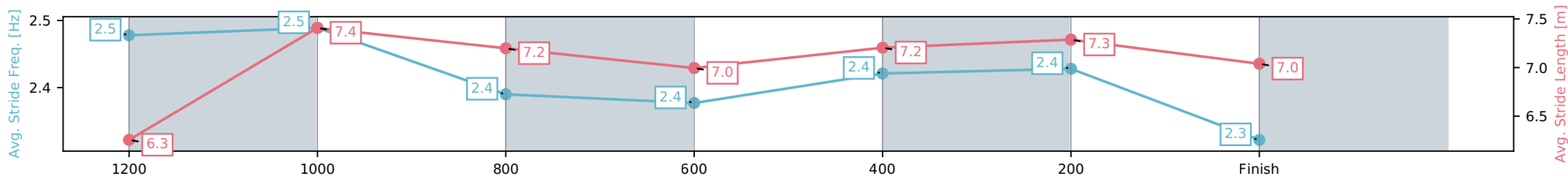
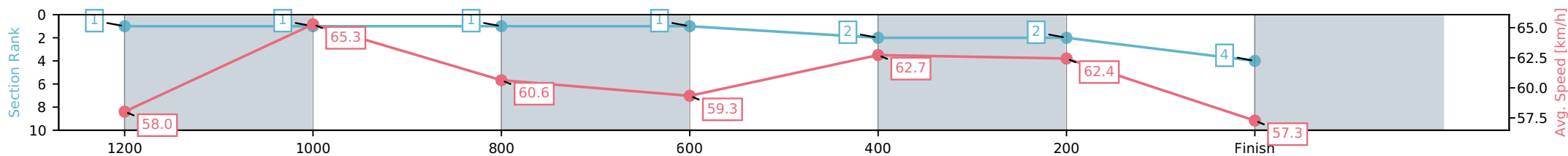
Horse/Jockey Name	Leica Flamingo/Adam Sewell
Finish Rank	4
Fastest Section Time (Section)	0:11.04 (1200-1000)
Top Speed [km/h] (Section)	67.3 (1400 - 1200)
Race State	Finished



Rockhampton QLD --Professional-2026-04-24
 Race 3: ROCKHAMPTON CUP TICKETS ON SALE QTIS
 Three-Year-Old Handicap - 1400m
 24 April 2026 - 2:12PM
 Track Rating: Soft 5, Weather: Fine, Rail Position: +6m Entire Circuit



Section	L1400	L1200	L1000	L800	L600	L400	L200
Section Times	1:22.85 (0:12.49)	1:10.36 [1] (0:11.04)	0:59.32 [1] (0:11.81)	0:47.51 [1] (0:12.10)	0:35.41 [2] (0:11.47)	0:23.94 [2] (0:11.54)	0:12.40 [4] (0:12.40)
Average Speed [km/h]	58.0	65.3	60.6	59.3	62.7	62.4	57.3
Top Speed [km/h]	67.3	67.1	64.2	60.3	64.3	64.5	60.4
Avg. Dist. to Rail [m]	2.2	1.2	0.7	0.4	0.6	0.9	1.3
Avg. Stride Freq. [Hz]	2.5	2.5	2.4	2.4	2.4	2.4	2.3
Avg. Stride Length [m]	6.3	7.4	7.2	7.0	7.2	7.3	7.0



[] Ranking at each section and finish
 -:-:- No data available at this section
 NA No data available

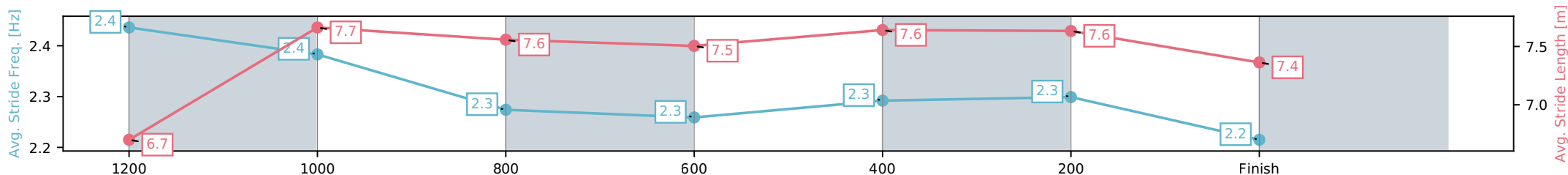
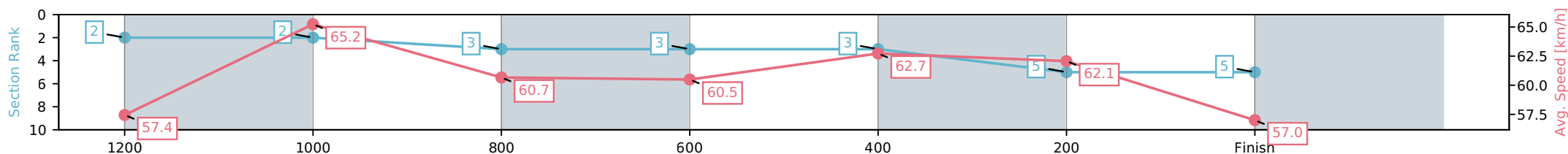
Horse/Jockey Name	Our Eagle Rock/Cody Collis
Finish Rank	5
Fastest Section Time (Section)	0:11.05 (1200-1000)
Top Speed [km/h] (Section)	69.0 (1200-1000)
Race State	Finished



Rockhampton QLD --Professional-2026-04-24
 Race 3: ROCKHAMPTON CUP TICKETS ON SALE QTIS
 Three-Year-Old Handicap - 1400m
 24 April 2026 - 2:12PM
 Track Rating: Soft 5, Weather: Fine, Rail Position: +6m Entire Circuit



Section	L1400	L1200	L1000	L800	L600	L400	L200
Section Times	1:23.35 (0:12.63)	1:10.72 [2] (0:11.05)	0:59.67 [3] (0:11.97)	0:47.71 [3] (0:12.01)	0:35.70 [3] (0:11.48)	0:24.21 [5] (0:11.61)	0:12.60 [5] (0:12.60)
Average Speed [km/h]	57.4	65.2	60.7	60.5	62.7	62.1	57.0
Top Speed [km/h]	67.3	69.0	63.4	61.0	63.6	63.3	59.7
Avg. Dist. to Rail [m]	4.3	2.8	1.5	1.1	1.6	2.8	3.3
Avg. Stride Freq. [Hz]	2.4	2.4	2.3	2.3	2.3	2.3	2.2
Avg. Stride Length [m]	6.7	7.7	7.6	7.5	7.6	7.6	7.4



- [] Ranking at each section and finish
- :-:- No data available at this section
- NA No data available

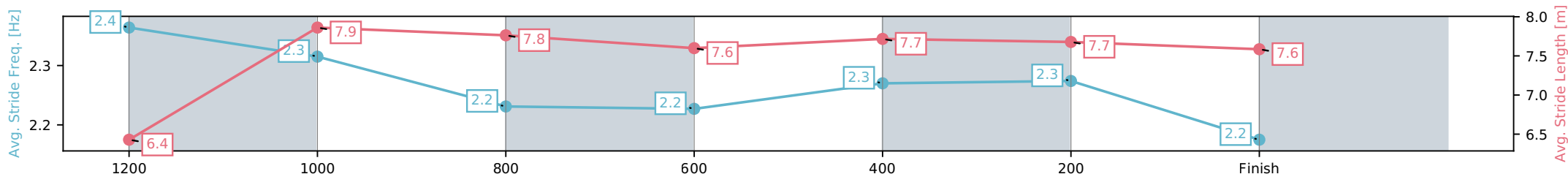
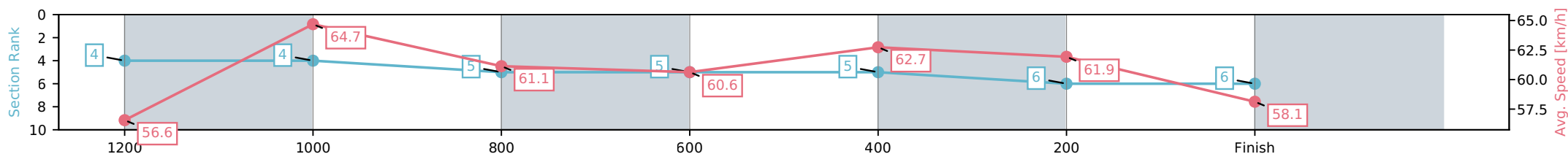
Horse/Jockey Name	Saraqael/Warwick Satherley
Finish Rank	6
Fastest Section Time (Section)	0:11.15 (1200-1000)
Top Speed [km/h] (Section)	65.6 (1400 - 1200)
Race State	Finished



Rockhampton QLD --Professional-2026-04-24
 Race 3: ROCKHAMPTON CUP TICKETS ON SALE QTIS
 Three-Year-Old Handicap - 1400m
 24 April 2026 - 2:12PM
 Track Rating: Soft 5, Weather: Fine, Rail Position: +6m Entire Circuit



Section	L1400	L1200	L1000	L800	L600	L400	L200
Section Times	1:23.36 (0:12.77)	1:10.59 [4] (0:11.15)	0:59.44 [5] (0:11.89)	0:47.55 [5] (0:12.06)	0:35.50 [5] (0:11.49)	0:24.01 [6] (0:11.62)	0:12.38 [6] (0:12.38)
Average Speed [km/h]	56.6	64.7	61.1	60.6	62.7	61.9	58.1
Top Speed [km/h]	65.6	65.5	63.6	61.6	63.7	63.3	60.6
Avg. Dist. to Rail [m]	3.8	1.8	1.6	1.9	2.6	2.9	2.5
Avg. Stride Freq. [Hz]	2.4	2.3	2.2	2.2	2.3	2.3	2.2
Avg. Stride Length [m]	6.4	7.9	7.8	7.6	7.7	7.7	7.6



[] Ranking at each section and finish
 -:-:- No data available at this section
 NA No data available

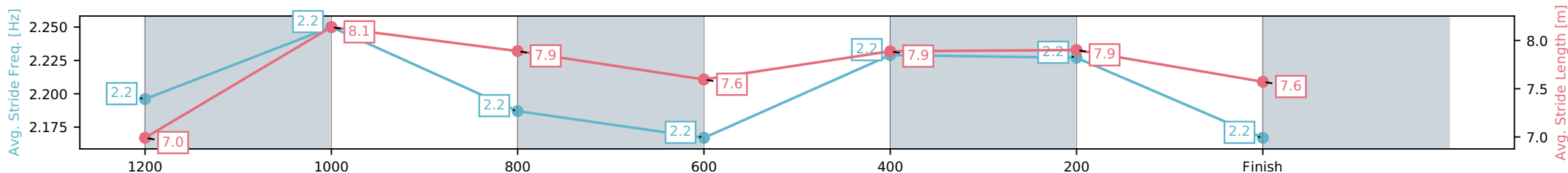
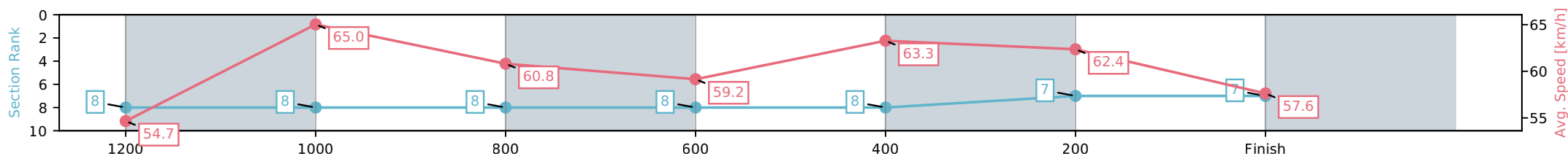
Horse/Jockey Name	The Kobay Train/Nikki Olzard
Finish Rank	7
Fastest Section Time (Section)	0:11.06 (1200-1000)
Top Speed [km/h] (Section)	65.8 (1200-1000)
Race State	Finished



Rockhampton QLD --Professional-2026-04-24
 Race 3: ROCKHAMPTON CUP TICKETS ON SALE QTIS
 Three-Year-Old Handicap - 1400m
 24 April 2026 - 2:12PM
 Track Rating: Soft 5, Weather: Fine, Rail Position: +6m Entire Circuit



Section	L1400	L1200	L1000	L800	L600	L400	L200
Section Times	1:23.58 (0:13.31)	1:10.27 [8] (0:11.06)	0:59.21 [8] (0:11.78)	0:47.43 [8] (0:12.07)	0:35.36 [8] (0:11.38)	0:23.98 [7] (0:11.53)	0:12.45 [7] (0:12.45)
Average Speed [km/h]	54.7	65.0	60.8	59.2	63.3	62.4	57.6
Top Speed [km/h]	64.7	65.8	64.2	62.0	65.6	63.6	60.3
Avg. Dist. to Rail [m]	1.6	0.2	0.9	1.0	0.7	1.0	1.2
Avg. Stride Freq. [Hz]	2.2	2.2	2.2	2.2	2.2	2.2	2.2
Avg. Stride Length [m]	7.0	8.1	7.9	7.6	7.9	7.9	7.6



[] Ranking at each section and finish
 -:-:- No data available at this section
 NA No data available

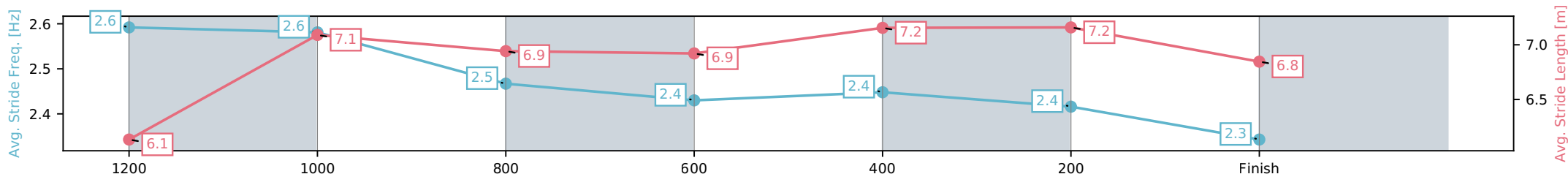
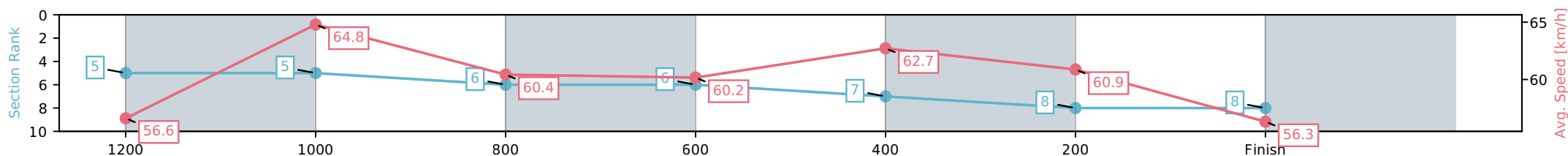
Horse/Jockey Name	Milk Maid/Ron Stewart
Finish Rank	8
Fastest Section Time (Section)	0:11.12 (1200-1000)
Top Speed [km/h] (Section)	66.4 (1400 - 1200)
Race State	Finished



Rockhampton QLD --Professional-2026-04-24
 Race 3: ROCKHAMPTON CUP TICKETS ON SALE QTIS
 Three-Year-Old Handicap - 1400m
 24 April 2026 - 2:12PM
 Track Rating: Soft 5, Weather: Fine, Rail Position: +6m Entire Circuit



Section	L1400	L1200	L1000	L800	L600	L400	L200
Section Times	1:24.08 (0:12.80)	1:11.28 [5] (0:11.12)	1:00.15 [6] (0:11.93)	0:48.23 [6] (0:12.13)	0:36.10 [7] (0:11.50)	0:24.60 [8] (0:11.83)	0:12.77 [8] (0:12.77)
Average Speed [km/h]	56.6	64.8	60.4	60.2	62.7	60.9	56.3
Top Speed [km/h]	66.4	66.1	63.3	61.9	64.1	63.5	58.9
Avg. Dist. to Rail [m]	1.8	0.8	0.2	1.7	2.7	2.8	3.8
Avg. Stride Freq. [Hz]	2.6	2.6	2.5	2.4	2.4	2.4	2.3
Avg. Stride Length [m]	6.1	7.1	6.9	6.9	7.2	7.2	6.8



- [] Ranking at each section and finish
- :-:- No data available at this section
- NA No data available



Rockhampton QLD

Race 4: ASHTON ENGINEERING BENCHMARK 60 Handicap (QTIS bonuses applicable for 3,4&5YO's) - 1600m

24 April 2026 - 2:46PM

Track Rating: Soft 5, Weather: Fine, Rail Position: +6m Entire Circuit



Field Times (Race Tempo) 1:35.51 (0:12.35) 1:23.16 (0:11.33) 1:11.83 (0:11.62) 1:00.21 (0:12.21) 0:48.00 (0:12.04) 0:35.96 (0:11.39) 0:24.57 (0:11.77) 0:12.80 (0:12.80)

Rank	TAB#	Horse	Overall Time	First 400m	Top Speed km/h (Section)	L1600	L1400	L1200	L1000	L800	L600	L400	L200
	(BAR#)	Jockey	Margin (DT-W)	Last 600m	Fastest Section (Time)	Start - 1400	1400 - 1200	1200 - 1000	1000 - 800	800 - 600	600 - 400	400 - 200	200 - Finish
1	6	Bold Blaze	1:35.51	0:24.25	64.2 (600-400)	1:35.51	1:22.82 [4]	1:11.26 [6]	0:59.45 [6]	0:47.50 [5]	0:35.48 [5]	0:24.14 [3]	0:12.54 [2]
	(4)	Ron Stewart		0:35.48	600-400 (0:11.34)	(0:12.69)	(0:11.56)	(0:11.81)	(0:11.95)	(0:12.02)	(0:11.34)	(0:11.60)	(0:12.54)
2	3	Smart Mission	1:35.51	0:24.14	64.1 (600-400)	1:35.51	1:22.94 [3]	1:11.37 [4]	0:59.58 [5]	0:47.46 [6]	0:35.48 [4]	0:24.13 [4]	0:12.49 [4]
	(1)	Sean Cormack	0.0L (-2)	0:35.49	600-400 (0:11.36)	(0:12.57)	(0:11.57)	(0:11.79)	(0:12.11)	(0:11.98)	(0:11.36)	(0:11.64)	(0:12.49)
3	5	Replace The Ace	1:35.55	0:23.68	64.5 (1400-1200)	1:35.55	1:23.20 [1]	1:11.88 [1]	1:00.25 [1]	0:48.04 [1]	0:36.00 [1]	0:24.61 [1]	0:12.84 [1]
	(5)	Adam Sewell	0.2L (-3)	0:36.00	1400-1200 (0:11.33)	(0:12.35)	(0:11.33)	(0:11.62)	(0:12.21)	(0:12.04)	(0:11.39)	(0:11.77)	(0:12.84)
4	7	Out Of Aces	1:35.73	0:24.07	65.1 (1400-1200)	1:35.73	1:22.99 [6]	1:11.66 [3]	0:59.92 [3]	0:47.92 [3]	0:35.86 [3]	0:24.46 [2]	0:12.75 [3]
	(6)	Nikki Olzard	1.3L (-1)	0:35.86	1400-1200 (0:11.33)	(0:12.74)	(0:11.33)	(0:11.74)	(0:12.00)	(0:12.06)	(0:11.40)	(0:11.71)	(0:12.75)
5	4	Bo Bo Beware	1:35.79	0:24.33	63.8 (600-400)	1:35.79	1:23.06 [5]	1:11.46 [7]	0:59.58 [7]	0:47.53 [7]	0:35.49 [9]	0:24.03 [7]	0:12.42 [5]
	(3)	Warwick Satherley	1.6L (-3)	0:35.49	600-400 (0:11.46)	(0:12.73)	(0:11.60)	(0:11.87)	(0:12.05)	(0:12.05)	(0:11.46)	(0:11.61)	(0:12.42)
6	8	San Juan	1:36.52	0:24.62	64.4 (600-400)	1:36.52	1:23.31 [9]	1:11.90 [9]	1:00.01 [9]	0:48.14 [9]	0:36.30 [7]	0:24.91 [6]	0:13.07 [6]
	(9)	Tahlia Fenlon	6.0L (+3)	0:36.30	600-400 (0:11.38)	(0:13.21)	(0:11.41)	(0:11.88)	(0:11.87)	(0:11.84)	(0:11.38)	(0:11.85)	(0:13.07)
7	1	Prepotent	1:36.84	0:24.53	62.9 (1400-1200)	1:36.84	1:23.82 [8]	1:12.31 [8]	1:00.49 [8]	0:48.52 [8]	0:36.58 [8]	0:24.89 [9]	0:13.04 [8]
	(7)	Aidan Holt	7.9L (-1)	0:36.58	1400-1200 (0:11.51)	(0:13.02)	(0:11.51)	(0:11.82)	(0:11.97)	(0:11.94)	(0:11.69)	(0:11.85)	(0:13.04)
8	9	Spirit Talker	1:37.65	0:23.82	64.9 (1400-1200)	1:37.65	1:25.24 [2]	1:13.82 [2]	1:01.98 [2]	0:49.84 [2]	0:37.89 [2]	0:26.24 [5]	0:14.14 [7]
	(2)	Chris McIver	12.6L (-4)	0:37.89	1400-1200 (0:11.41)	(0:12.41)	(0:11.41)	(0:11.85)	(0:12.13)	(0:11.95)	(0:11.65)	(0:12.10)	(0:14.14)
9	2	Kareem	1:38.34	0:24.25	63.8 (1400-1200)	1:38.34	1:25.59 [7]	1:14.09 [5]	1:02.46 [4]	0:50.33 [4]	0:38.20 [6]	0:26.52 [8]	0:13.94 [9]
	(8)	Paul Hamblin	16.7L (+4)	0:38.19	1400-1200 (0:11.50)	(0:12.75)	(0:11.50)	(0:11.63)	(0:12.13)	(0:12.13)	(0:11.68)	(0:12.57)	(0:13.94)

Report Created: Fri 24 April 2026

(Note: Races are conducted over an approximate distance as close as possible to the advertised distance, and recorded data may vary accordingly. Official times refer to race times only and do not include handicap times.)

[] Position in running at each section and finish TAB# Saddle cloth number

Fastest split

-:--:-- No data available at this section

BAR# Barrier/Gate Position

Fastest section

NA No data available

DNF Did not finish

DNT Did not track

DT-W Distance travelled compared to winner in metres

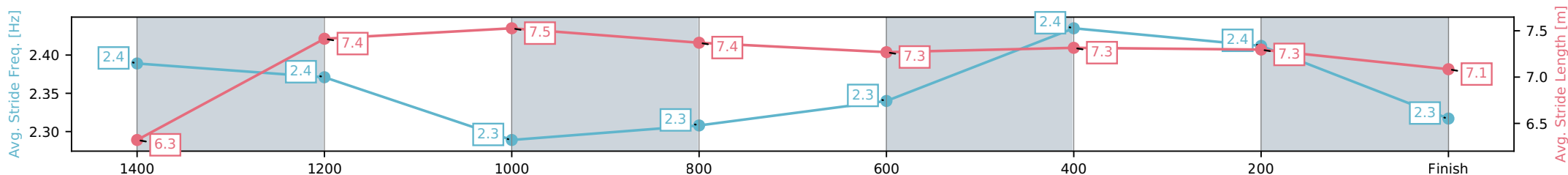
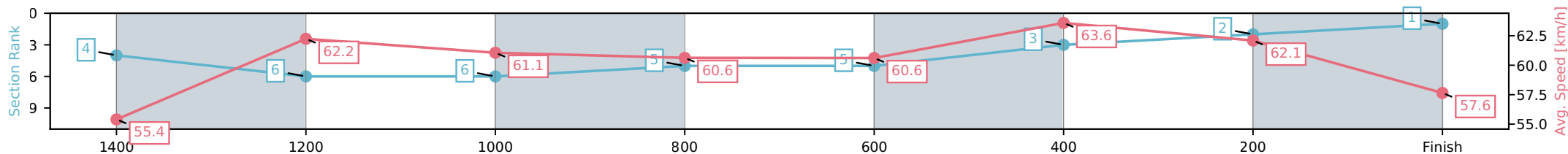
Horse/Jockey Name	Bold Blaze/Ron Stewart
Finish Rank	1
Fastest Section Time (Section)	0:11.34 (600-400)
Top Speed [km/h] (Section)	64.2 (600-400)
Race State	Finished



Rockhampton QLD --Professional-2026-04-24
 Race 4: ASHTON ENGINEERING BENCHMARK 60 Handicap
 (QTIS bonuses applicable for 3,4&5YO's) - 1600m
 24 April 2026 - 2:46PM
 Track Rating: Soft 5, Weather: Fine, Rail Position: +6m Entire Circuit



Section	L1600	L1400	L1200	L1000	L800	L600	L400	L200
Section Times	1:35.51 (0:12.69)	1:22.82 [6] (0:11.56)	1:11.26 [6] (0:11.81)	0:59.45 [5] (0:11.95)	0:47.50 [5] (0:12.02)	0:35.48 [3] (0:11.34)	0:24.14 [2] (0:11.60)	0:12.54 [1] (0:12.54)
Average Speed [km/h]	55.4	62.2	61.1	60.6	60.6	63.6	62.1	57.6
Top Speed [km/h]	63.4	63.0	61.9	62.5	61.9	64.2	64.0	60.0
Avg. Dist. to Rail [m]	2.0	1.1	0.3	1.1	1.5	3.9	5.5	5.7
Avg. Stride Freq. [Hz]	2.4	2.4	2.3	2.3	2.3	2.4	2.4	2.3
Avg. Stride Length [m]	6.3	7.4	7.5	7.4	7.3	7.3	7.3	7.1



[] Ranking at each section and finish
 -:-:- No data available at this section
 NA No data available

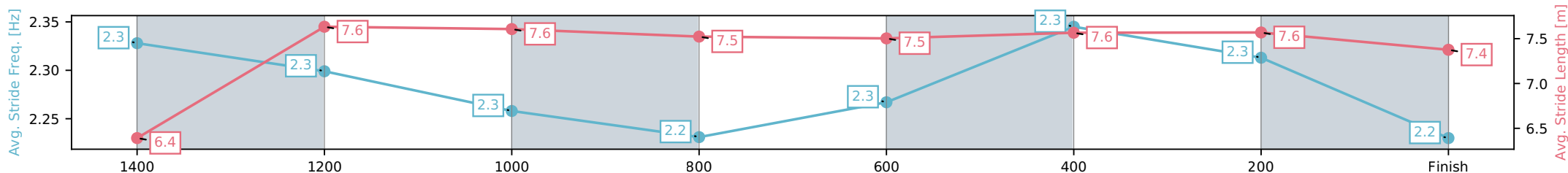
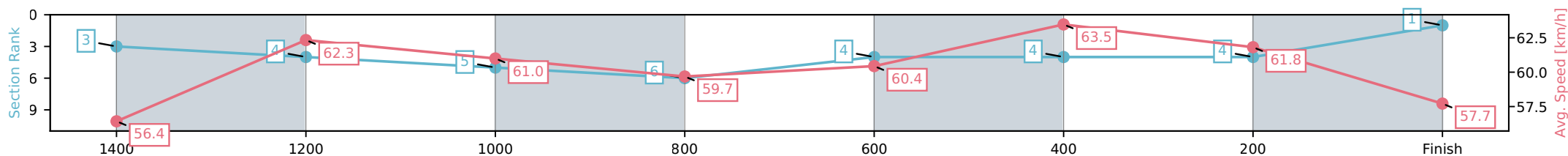
Horse/Jockey Name	Smart Mission/Sean Cormack
Finish Rank	2
Fastest Section Time (Section)	0:11.36 (600-400)
Top Speed [km/h] (Section)	64.1 (600-400)
Race State	Finished



Rockhampton QLD --Professional-2026-04-24
 Race 4: ASHTON ENGINEERING BENCHMARK 60 Handicap
 (QTIS bonuses applicable for 3,4&5YO's) - 1600m
 24 April 2026 - 2:46PM
 Track Rating: Soft 5, Weather: Fine, Rail Position: +6m Entire Circuit



Section	L1600	L1400	L1200	L1000	L800	L600	L400	L200
Section Times	1:35.51 (0:12.57)	1:22.94 [4] (0:11.57)	1:11.37 [5] (0:11.79)	0:59.58 [6] (0:12.11)	0:47.46 [4] (0:11.98)	0:35.48 [4] (0:11.36)	0:24.13 [4] (0:11.64)	0:12.49 [1] (0:12.49)
Average Speed [km/h]	56.4	62.3	61.0	59.7	60.4	63.5	61.8	57.7
Top Speed [km/h]	62.4	62.7	63.7	60.9	61.2	64.1	63.5	59.7
Avg. Dist. to Rail [m]	0.4	0.3	0.8	0.6	0.7	3.0	4.5	5.1
Avg. Stride Freq. [Hz]	2.3	2.3	2.3	2.2	2.3	2.3	2.3	2.2
Avg. Stride Length [m]	6.4	7.6	7.6	7.5	7.5	7.6	7.6	7.4



- [] Ranking at each section and finish
- :-:- No data available at this section
- NA No data available

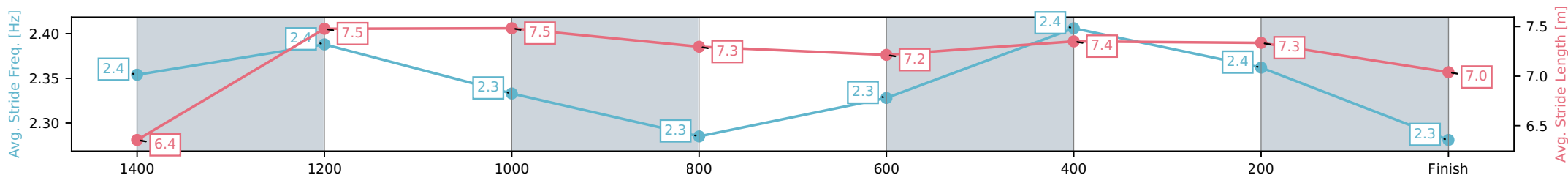
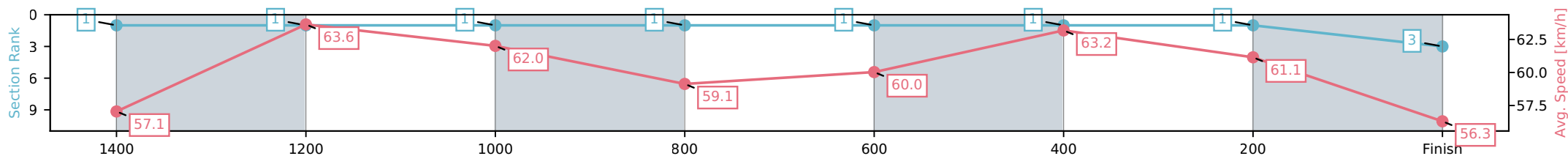
Horse/Jockey Name	Replace The Ace/Adam Sewell
Finish Rank	3
Fastest Section Time (Section)	0:11.33 (1400-1200)
Top Speed [km/h] (Section)	64.5 (1400-1200)
Race State	Finished



Rockhampton QLD --Professional-2026-04-24
 Race 4: ASHTON ENGINEERING BENCHMARK 60 Handicap
 (QTIS bonuses applicable for 3,4&5YO's) - 1600m
 24 April 2026 - 2:46PM
 Track Rating: Soft 5, Weather: Fine, Rail Position: +6m Entire Circuit



Section	L1600	L1400	L1200	L1000	L800	L600	L400	L200
Section Times	1:35.55 (0:12.35)	1:23.20 [1] (0:11.33)	1:11.88 [1] (0:11.62)	1:00.25 [1] (0:12.21)	0:48.04 [1] (0:12.04)	0:36.00 [1] (0:11.39)	0:24.61 [1] (0:11.77)	0:12.84 [3] (0:12.84)
Average Speed [km/h]	57.1	63.6	62.0	59.1	60.0	63.2	61.1	56.3
Top Speed [km/h]	63.4	64.5	63.3	61.5	61.1	64.1	63.6	59.2
Avg. Dist. to Rail [m]	4.2	3.5	1.6	0.6	0.4	0.5	0.9	1.3
Avg. Stride Freq. [Hz]	2.4	2.4	2.3	2.3	2.3	2.4	2.4	2.3
Avg. Stride Length [m]	6.4	7.5	7.5	7.3	7.2	7.4	7.3	7.0



[] Ranking at each section and finish
 -:-:- No data available at this section
 NA No data available

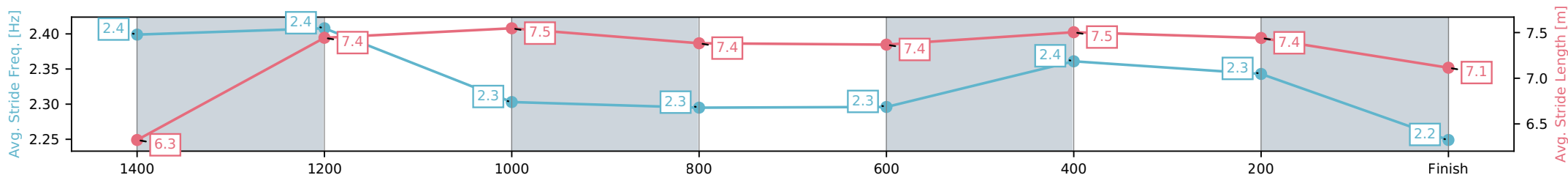
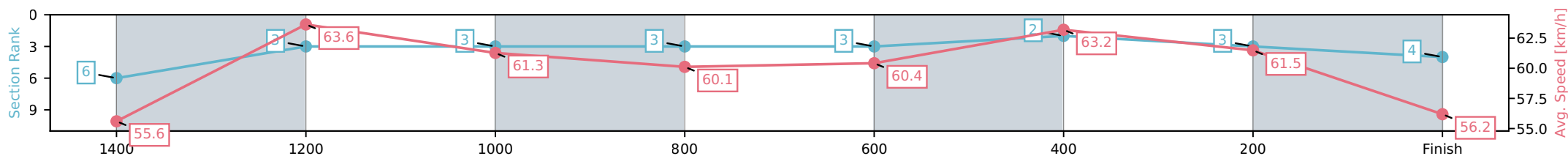
Horse/Jockey Name	Out Of Aces/Nikki Olzard
Finish Rank	4
Fastest Section Time (Section)	0:11.33 (1400-1200)
Top Speed [km/h] (Section)	65.1 (1400-1200)
Race State	Finished



Rockhampton QLD --Professional-2026-04-24
 Race 4: ASHTON ENGINEERING BENCHMARK 60 Handicap
 (QTIS bonuses applicable for 3,4&5YO's) - 1600m
 24 April 2026 - 2:46PM
 Track Rating: Soft 5, Weather: Fine, Rail Position: +6m Entire Circuit



Section	L1600	L1400	L1200	L1000	L800	L600	L400	L200
Section Times	1:35.73 (0:12.74)	1:22.99 [3] (0:11.33)	1:11.66 [3] (0:11.74)	0:59.92 [3] (0:12.00)	0:47.92 [3] (0:12.06)	0:35.86 [2] (0:11.40)	0:24.46 [3] (0:11.71)	0:12.75 [4] (0:12.75)
Average Speed [km/h]	55.6	63.6	61.3	60.1	60.4	63.2	61.5	56.2
Top Speed [km/h]	62.7	65.1	62.5	61.8	61.8	64.4	64.0	58.9
Avg. Dist. to Rail [m]	3.2	2.0	0.7	0.3	1.4	1.7	2.3	2.8
Avg. Stride Freq. [Hz]	2.4	2.4	2.3	2.3	2.3	2.4	2.3	2.2
Avg. Stride Length [m]	6.3	7.4	7.5	7.4	7.4	7.5	7.4	7.1



[] Ranking at each section and finish
 -:-:- No data available at this section
 NA No data available

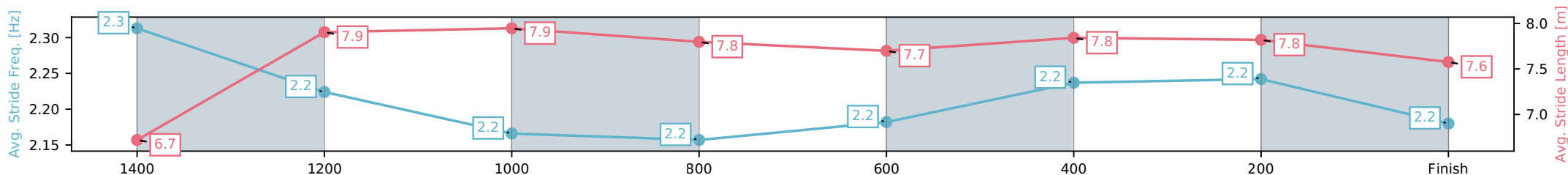
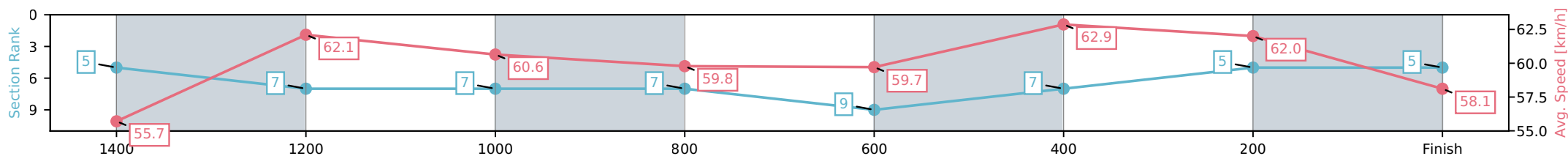
Horse/Jockey Name	Bo Bo Beware/Warwick Satherley
Finish Rank	5
Fastest Section Time (Section)	0:11.46 (600-400)
Top Speed [km/h] (Section)	63.8 (600-400)
Race State	Finished



Rockhampton QLD --Professional-2026-04-24
 Race 4: ASHTON ENGINEERING BENCHMARK 60 Handicap
 (QTIS bonuses applicable for 3,4&5YO's) - 1600m
 24 April 2026 - 2:46PM
 Track Rating: Soft 5, Weather: Fine, Rail Position: +6m Entire Circuit



Section	L1600	L1400	L1200	L1000	L800	L600	L400	L200
Section Times	1:35.79 (0:12.73)	1:23.06 [7] (0:11.60)	1:11.46 [7] (0:11.87)	0:59.58 [7] (0:12.05)	0:47.53 [9] (0:12.05)	0:35.49 [7] (0:11.46)	0:24.03 [5] (0:11.61)	0:12.42 [5] (0:12.42)
Average Speed [km/h]	55.7	62.1	60.6	59.8	59.7	62.9	62.0	58.1
Top Speed [km/h]	63.1	62.5	62.1	61.3	60.6	63.8	63.1	60.2
Avg. Dist. to Rail [m]	1.8	1.0	0.7	0.4	0.3	1.8	2.4	3.5
Avg. Stride Freq. [Hz]	2.3	2.2	2.2	2.2	2.2	2.2	2.2	2.2
Avg. Stride Length [m]	6.7	7.9	7.9	7.8	7.7	7.8	7.8	7.6



- [] Ranking at each section and finish
- :-:- No data available at this section
- NA No data available

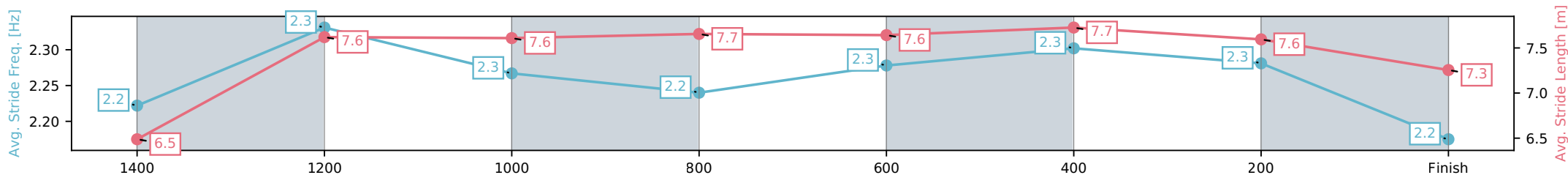
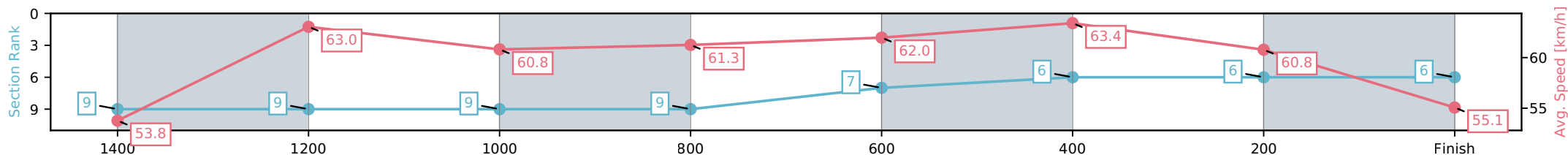
Horse/Jockey Name	San Juan/Tahlia Fenlon
Finish Rank	6
Fastest Section Time (Section)	0:11.38 (600-400)
Top Speed [km/h] (Section)	64.4 (600-400)
Race State	Finished



Rockhampton QLD --Professional-2026-04-24
 Race 4: ASHTON ENGINEERING BENCHMARK 60 Handicap
 (QTIS bonuses applicable for 3,4&5YO's) - 1600m
 24 April 2026 - 2:46PM
 Track Rating: Soft 5, Weather: Fine, Rail Position: +6m Entire Circuit



Section	L1600	L1400	L1200	L1000	L800	L600	L400	L200
Section Times	1:36.52 (0:13.21)	1:23.31 [9] (0:11.41)	1:11.90 [9] (0:11.88)	1:00.01 [9] (0:11.87)	0:48.14 [7] (0:11.84)	0:36.30 [6] (0:11.38)	0:24.91 [6] (0:11.85)	0:13.07 [6] (0:13.07)
Average Speed [km/h]	53.8	63.0	60.8	61.3	62.0	63.4	60.8	55.1
Top Speed [km/h]	63.2	64.3	62.5	62.1	63.1	64.4	62.4	58.3
Avg. Dist. to Rail [m]	5.0	2.5	2.4	1.6	2.5	5.5	6.0	6.1
Avg. Stride Freq. [Hz]	2.2	2.3	2.3	2.2	2.3	2.3	2.3	2.2
Avg. Stride Length [m]	6.5	7.6	7.6	7.7	7.6	7.7	7.6	7.3



[] Ranking at each section and finish
 -:-:- No data available at this section
 NA No data available

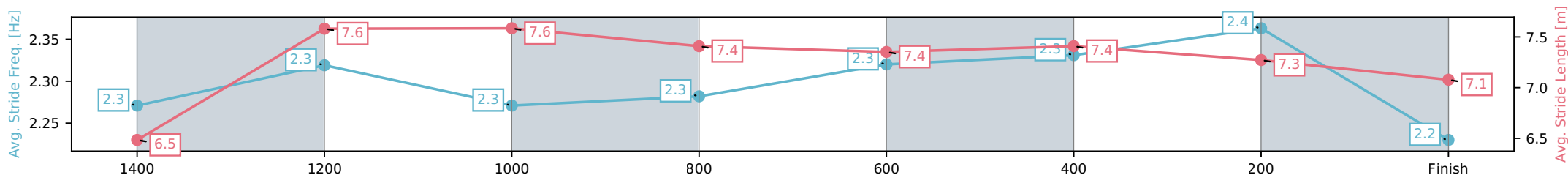
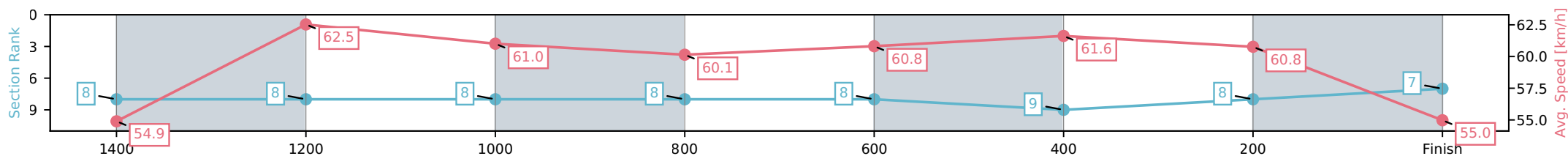
Horse/Jockey Name	Prepotent/Aidan Holt
Finish Rank	7
Fastest Section Time (Section)	0:11.51 (1400-1200)
Top Speed [km/h] (Section)	62.9 (1400-1200)
Race State	Finished



Rockhampton QLD --Professional-2026-04-24
 Race 4: ASHTON ENGINEERING BENCHMARK 60 Handicap
 (QTIS bonuses applicable for 3,4&5YO's) - 1600m
 24 April 2026 - 2:46PM
 Track Rating: Soft 5, Weather: Fine, Rail Position: +6m Entire Circuit



Section	L1600	L1400	L1200	L1000	L800	L600	L400	L200
Section Times	1:36.84 (0:13.02)	1:23.82 [8] (0:11.51)	1:12.31 [8] (0:11.82)	1:00.49 [8] (0:11.97)	0:48.52 [8] (0:11.94)	0:36.58 [9] (0:11.69)	0:24.89 [8] (0:11.85)	0:13.04 [7] (0:13.04)
Average Speed [km/h]	54.9	62.5	61.0	60.1	60.8	61.6	60.8	55.0
Top Speed [km/h]	62.6	62.9	62.6	62.2	61.2	62.7	62.6	58.5
Avg. Dist. to Rail [m]	3.1	0.4	1.0	0.5	1.0	4.2	3.8	5.2
Avg. Stride Freq. [Hz]	2.3	2.3	2.3	2.3	2.3	2.3	2.4	2.2
Avg. Stride Length [m]	6.5	7.6	7.6	7.4	7.4	7.4	7.3	7.1



[] Ranking at each section and finish
 -:-:- No data available at this section
 NA No data available

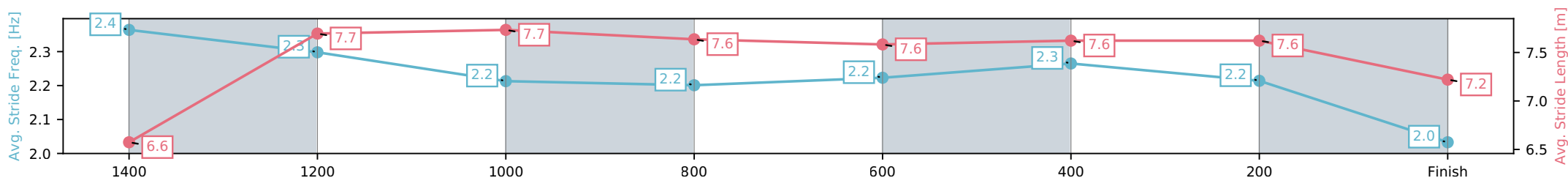
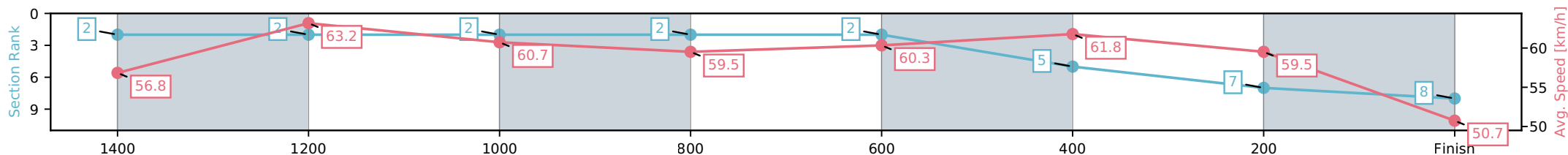
Horse/Jockey Name	Spirit Talker/Chris McIver
Finish Rank	8
Fastest Section Time (Section)	0:11.41 (1400-1200)
Top Speed [km/h] (Section)	64.9 (1400-1200)
Race State	Finished



Rockhampton QLD --Professional-2026-04-24
 Race 4: ASHTON ENGINEERING BENCHMARK 60 Handicap
 (QTIS bonuses applicable for 3,4&5YO's) - 1600m
 24 April 2026 - 2:46PM
 Track Rating: Soft 5, Weather: Fine, Rail Position: +6m Entire Circuit



Section	L1600	L1400	L1200	L1000	L800	L600	L400	L200
Section Times	1:37.65 (0:12.41)	1:25.24 [2] (0:11.41)	1:13.82 [2] (0:11.85)	1:01.98 [2] (0:12.13)	0:49.84 [2] (0:11.95)	0:37.89 [5] (0:11.65)	0:26.24 [7] (0:12.10)	0:14.14 [8] (0:14.14)
Average Speed [km/h]	56.8	63.2	60.7	59.5	60.3	61.8	59.5	50.7
Top Speed [km/h]	63.3	64.9	61.7	61.0	61.1	62.2	62.2	57.3
Avg. Dist. to Rail [m]	1.6	1.1	0.6	0.4	0.3	0.7	0.9	1.1
Avg. Stride Freq. [Hz]	2.4	2.3	2.2	2.2	2.2	2.3	2.2	2.0
Avg. Stride Length [m]	6.6	7.7	7.7	7.6	7.6	7.6	7.6	7.2



[] Ranking at each section and finish
 -:-:- No data available at this section
 NA No data available

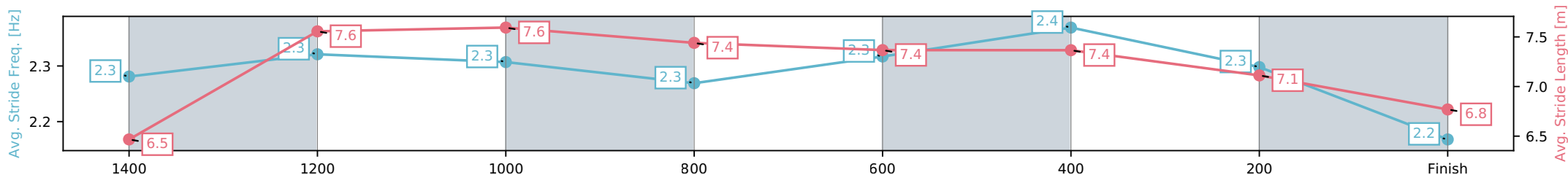
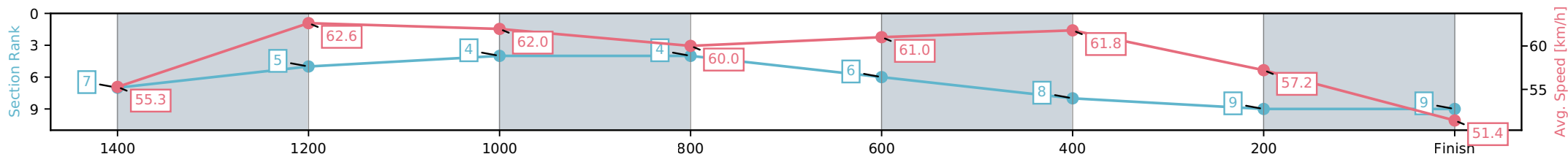
Horse/Jockey Name	Kareem/Paul Hamblin
Finish Rank	9
Fastest Section Time (Section)	0:11.50 (1400-1200)
Top Speed [km/h] (Section)	63.8 (1400-1200)
Race State	Finished



Rockhampton QLD --Professional-2026-04-24
 Race 4: ASHTON ENGINEERING BENCHMARK 60 Handicap
 (QTIS bonuses applicable for 3,4&5YO's) - 1600m
 24 April 2026 - 2:46PM
 Track Rating: Soft 5, Weather: Fine, Rail Position: +6m Entire Circuit



Section	L1600	L1400	L1200	L1000	L800	L600	L400	L200
Section Times	1:38.34 (0:12.75)	1:25.59 [5] (0:11.50)	1:14.09 [4] (0:11.63)	1:02.46 [4] (0:12.13)	0:50.33 [6] (0:12.13)	0:38.20 [8] (0:11.68)	0:26.52 [9] (0:12.57)	0:13.94 [9] (0:13.94)
Average Speed [km/h]	55.3	62.6	62.0	60.0	61.0	61.8	57.2	51.4
Top Speed [km/h]	62.6	63.8	63.7	61.6	62.8	63.0	60.5	53.7
Avg. Dist. to Rail [m]	5.0	2.0	1.4	1.6	3.6	5.6	5.9	6.2
Avg. Stride Freq. [Hz]	2.3	2.3	2.3	2.3	2.3	2.4	2.3	2.2
Avg. Stride Length [m]	6.5	7.6	7.6	7.4	7.4	7.4	7.1	6.8



- [] Ranking at each section and finish
- :-:- No data available at this section
- NA No data available



Rockhampton QLD

Race 5: CQ FASTENERS BENCHMARK 58 Handicap - 1050m

24 April 2026 - 3:22PM



Track Rating: Soft 5, Weather: Fine, Rail Position: +6m Entire Circuit

Field Times (Race Tempo) 0:59.01 (0:03.15) 0:55.86 (0:11.28) 0:44.59 (0:11.16) 0:33.42 (0:10.63) 0:22.79 (0:10.92) 0:11.87 (0:11.87)

Rank	TAB#	Horse	Overall Time	First 400m	Top Speed km/h (Section)	L1050	L1000	L800	L600	L400	L200		
	(BAR#)	Jockey	Margin (DT-W)	Last 600m	Fastest Section (Time)	Start - 1000	1000 - 800	800 - 600	600 - 400	400 - 200	200 - Finish		
1	5	Neverenoughlego	0:59.01	0:23.17	68.5 (1000-800)	0:59.01	0:55.71 [2]	0:44.45 [2]	0:33.40 [2]	0:22.79 [1]	0:11.87 [1]		
	(5)	Georgina Cartwright		0:33.40	600-400 (0:10.61)	(0:03.30)	(0:11.27)	(0:11.05)	(0:10.61)	(0:10.92)	(0:11.87)		
2	6	Ten Carat Lucy	0:59.16	0:23.48	68.3 (400-200)	0:59.16	0:55.69 [5]	0:44.11 [5]	0:33.17 [5]	0:22.47 [5]	0:11.67 [4]		
	(4)	Nikki Olzard	0.9L (-4)	0:33.17	600-400 (0:10.70)	(0:03.47)	(0:11.58)	(0:10.93)	(0:10.70)	(0:10.80)	(0:11.67)		
3	3	Blitzwater	0:59.29	0:23.37	69.2 (600-400)	0:59.29	0:55.98 [3]	0:44.46 [4]	0:33.44 [3]	0:22.81 [3]	0:11.91 [3]		
	(2)	Cody Collis	1.7L (-4)	0:33.44	600-400 (0:10.63)	(0:03.30)	(0:11.53)	(0:11.02)	(0:10.63)	(0:10.90)	(0:11.91)		
4	7	Marellity	0:59.43	0:23.08	67.9 (600-400)	0:59.43	0:56.28 [1]	0:45.00 [1]	0:33.84 [1]	0:23.14 [2]	0:12.06 [2]		
	(3)	Amy Graham	2.5L (+1)	0:33.84	600-400 (0:10.70)	(0:03.15)	(0:11.28)	(0:11.16)	(0:10.70)	(0:11.08)	(0:12.06)		
5	4	Irish Rocket	0:59.84	0:23.44	68.7 (600-400)	0:59.84	0:56.48 [4]	0:45.06 [3]	0:33.98 [4]	0:23.25 [4]	0:12.16 [5]		
	(1)	Tahlia Fenlon	4.9L (-4)	0:33.99	600-400 (0:10.73)	(0:03.36)	(0:11.42)	(0:11.08)	(0:10.73)	(0:11.10)	(0:12.16)		
6	2	Rebelious Red	1:00.05	0:23.57	67.5 (600-400)	1:00.05	0:56.42 [6]	0:44.88 [6]	0:33.94 [6]	0:23.20 [6]	0:12.04 [6]		
	(6)	Sean Cormack	6.1L (-1)	0:33.94	600-400 (0:10.73)	(0:03.63)	(0:11.54)	(0:10.94)	(0:10.73)	(0:11.17)	(0:12.04)		
7	9	Spellmaster	1:00.14	0:24.08	67.9 (400-200)	1:00.14	0:56.34 [7]	0:44.59 [7]	0:33.59 [7]	0:22.87 [7]	0:11.87 [7]		
	(7)	Raul Silvera Olivera	6.7L (-4)	0:33.59	600-400 (0:10.72)	(0:03.80)	(0:11.75)	(0:11.00)	(0:10.72)	(0:11.00)	(0:11.87)		

Scratched: Pretty Slick (#1), Craiglea Merida (#8)

Report Created: Fri 24 April 2026

(Note: Races are conducted over an approximate distance as close as possible to the advertised distance, and recorded data may vary accordingly. Official times refer to race times only and do not include handicap times.)

[] Position in running at each section and finish TAB# Saddle cloth number

-:--:-- No data available at this section

NA No data available

DNT Did not track

BAR# Barrier/Gate Position

DNF Did not finish

DT-W Distance travelled compared to winner in metres

Fastest split

Fastest section

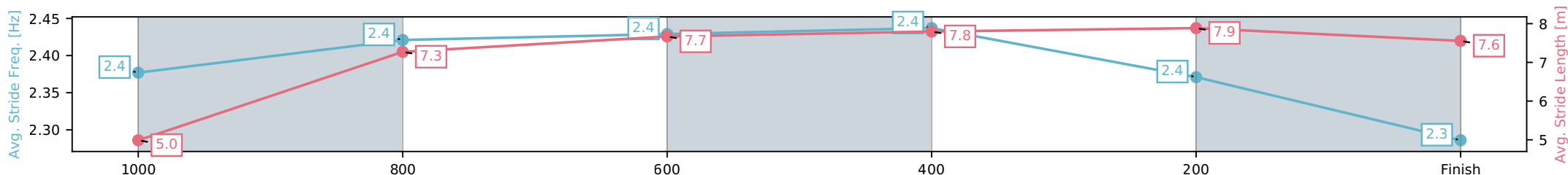
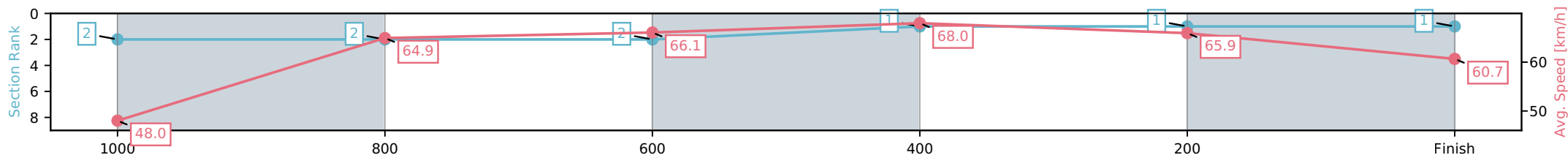
Horse/Jockey Name	Neverenoughlego/Georgina Cartwright
Finish Rank	1
Fastest Section Time (Section)	0:10.61 (600-400)
Top Speed [km/h] (Section)	68.5 (1000-800)
Race State	Finished



Rockhampton QLD --Professional-2026-04-24
 Race 5: CQ FASTENERS BENCHMARK 58 Handicap - 1050m
 24 April 2026 - 3:22PM
 Track Rating: Soft 5, Weather: Fine, Rail Position: +6m Entire Circuit



Section	L1050	L800	L600	L400	L200	L0
Section Times	0:59.01 (0:03.30)	0:55.71 [2] (0:11.27)	0:44.45 [2] (0:11.05)	0:33.40 [1] (0:10.61)	0:22.79 [1] (0:10.92)	0:11.87 [1] (0:11.87)
Average Speed [km/h]	48.0	64.9	66.1	68.0	65.9	60.7
Top Speed [km/h]	54.5	68.5	67.0	68.3	67.8	63.2
Avg. Dist. to Rail [m]	5.2	3.0	1.9	2.8	3.6	4.7
Avg. Stride Freq. [Hz]	2.4	2.4	2.4	2.4	2.4	2.3
Avg. Stride Length [m]	5.0	7.3	7.7	7.8	7.9	7.6



- [] Ranking at each section and finish
- :-:- No data available at this section
- NA No data available

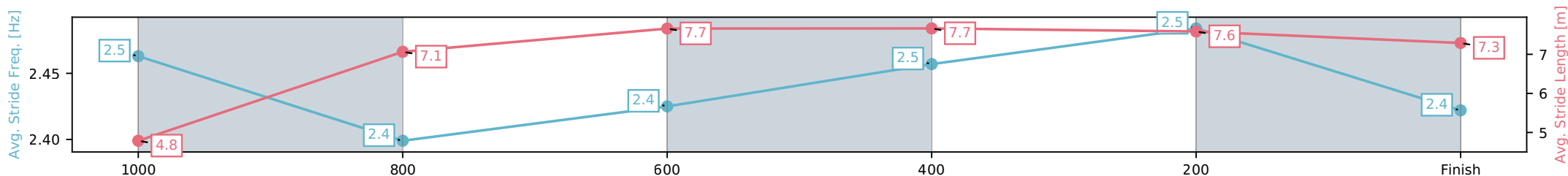
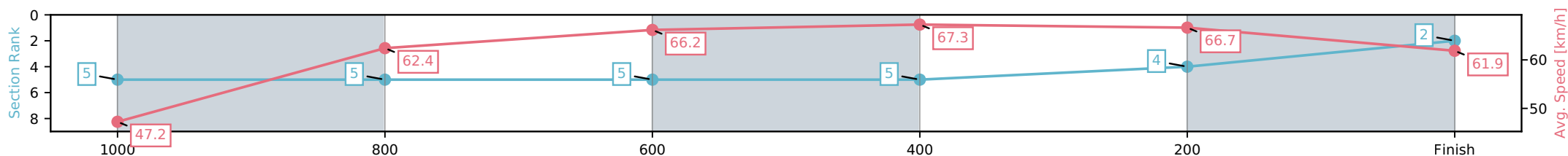
Horse/Jockey Name	Ten Carat Lucy/Nikki Olzard
Finish Rank	2
Fastest Section Time (Section)	0:10.70 (600-400)
Top Speed [km/h] (Section)	68.3 (400-200)
Race State	Finished



Rockhampton QLD --Professional-2026-04-24
 Race 5: CQ FASTENERS BENCHMARK 58 Handicap - 1050m
 24 April 2026 - 3:22PM
 Track Rating: Soft 5, Weather: Fine, Rail Position: +6m Entire Circuit



Section	L1050	L800	L600	L400	L200	L0
Section Times	0:59.16 (0:03.47)	0:55.69 [5] (0:11.58)	0:44.11 [5] (0:10.93)	0:33.17 [5] (0:10.70)	0:22.47 [4] (0:10.80)	0:11.67 [2] (0:11.67)
Average Speed [km/h]	47.2	62.4	66.2	67.3	66.7	61.9
Top Speed [km/h]	53.8	66.1	67.1	68.3	68.3	64.4
Avg. Dist. to Rail [m]	4.4	1.2	0.5	1.0	2.9	3.5
Avg. Stride Freq. [Hz]	2.5	2.4	2.4	2.5	2.5	2.4
Avg. Stride Length [m]	4.8	7.1	7.7	7.7	7.6	7.3



[] Ranking at each section and finish
 -:-:- No data available at this section
 NA No data available

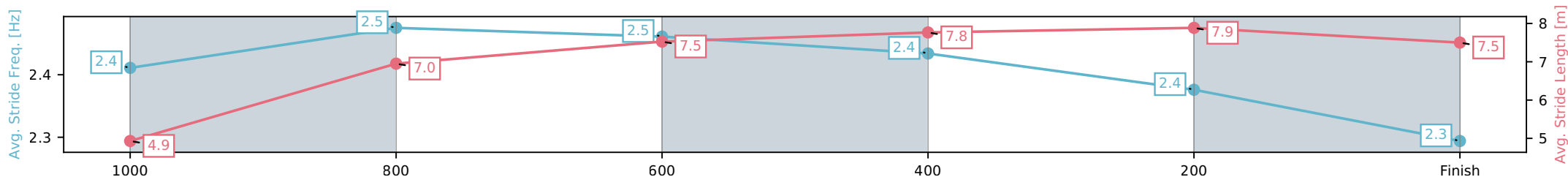
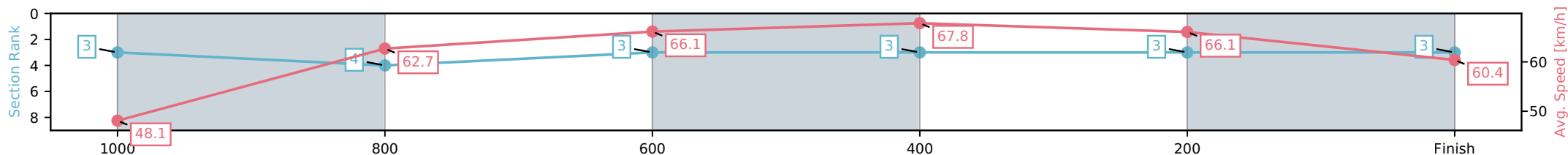
Horse/Jockey Name	Blitzwater/Cody Collis
Finish Rank	3
Fastest Section Time (Section)	0:10.63 (600-400)
Top Speed [km/h] (Section)	69.2 (600-400)
Race State	Finished



Rockhampton QLD --Professional-2026-04-24
 Race 5: CQ FASTENERS BENCHMARK 58 Handicap - 1050m
 24 April 2026 - 3:22PM
 Track Rating: Soft 5, Weather: Fine, Rail Position: +6m Entire Circuit



Section	L1050	L800	L600	L400	L200	L0
Section Times	0:59.29 (0:03.30)	0:55.98 [4] (0:11.53)	0:44.46 [3] (0:11.02)	0:33.44 [3] (0:10.63)	0:22.81 [3] (0:10.90)	0:11.91 [3] (0:11.91)
Average Speed [km/h]	48.1	62.7	66.1	67.8	66.1	60.4
Top Speed [km/h]	55.0	65.0	67.2	69.2	68.2	63.4
Avg. Dist. to Rail [m]	2.2	0.8	1.5	2.4	3.6	4.8
Avg. Stride Freq. [Hz]	2.4	2.5	2.5	2.4	2.4	2.3
Avg. Stride Length [m]	4.9	7.0	7.5	7.8	7.9	7.5



[] Ranking at each section and finish
 -:-:- No data available at this section
 NA No data available

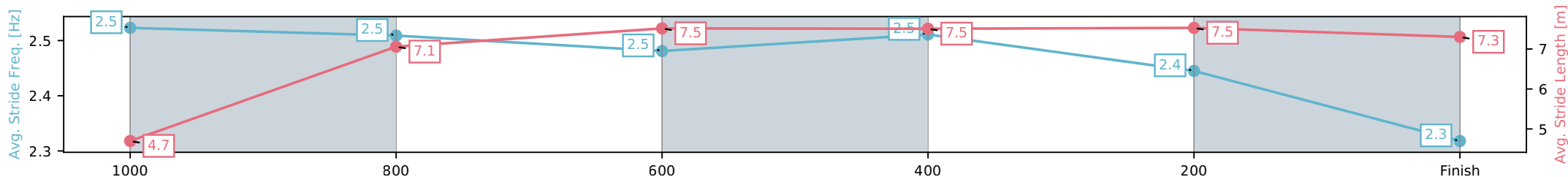
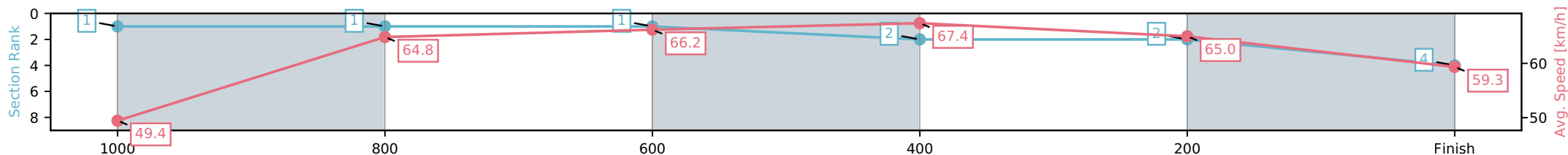
Horse/Jockey Name	Marellity/Amy Graham
Finish Rank	4
Fastest Section Time (Section)	0:10.70 (600-400)
Top Speed [km/h] (Section)	67.9 (600-400)
Race State	Finished



Rockhampton QLD --Professional-2026-04-24
 Race 5: CQ FASTENERS BENCHMARK 58 Handicap - 1050m
 24 April 2026 - 3:22PM
 Track Rating: Soft 5, Weather: Fine, Rail Position: +6m Entire Circuit



Section	L1050	L800	L600	L400	L200	L0
Section Times	0:59.43 (0:03.15)	0:56.28 [1] (0:11.28)	0:45.00 [1] (0:11.16)	0:33.84 [2] (0:10.70)	0:23.14 [2] (0:11.08)	0:12.06 [4] (0:12.06)
Average Speed [km/h]	49.4	64.8	66.2	67.4	65.0	59.3
Top Speed [km/h]	57.5	66.6	67.0	67.9	67.0	62.1
Avg. Dist. to Rail [m]	3.4	2.2	3.4	3.7	2.9	1.9
Avg. Stride Freq. [Hz]	2.5	2.5	2.5	2.5	2.4	2.3
Avg. Stride Length [m]	4.7	7.1	7.5	7.5	7.5	7.3



[] Ranking at each section and finish
 -:-:- No data available at this section
 NA No data available

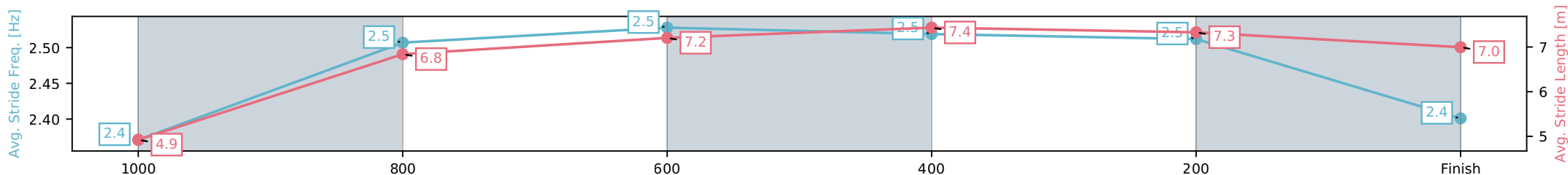
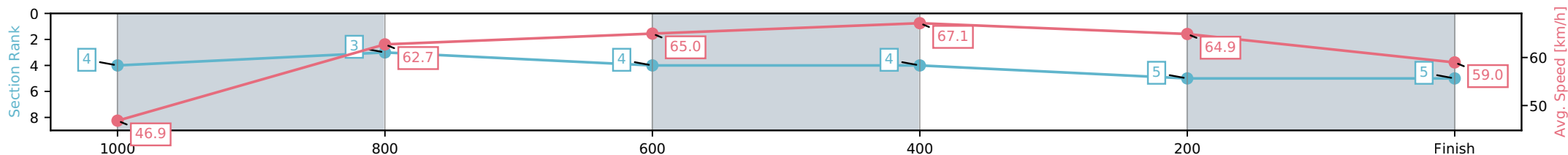
Horse/Jockey Name	Irish Rocket/Tahlia Fenlon
Finish Rank	5
Fastest Section Time (Section)	0:10.73 (600-400)
Top Speed [km/h] (Section)	68.7 (600-400)
Race State	Finished



Rockhampton QLD --Professional-2026-04-24
 Race 5: CQ FASTENERS BENCHMARK 58 Handicap - 1050m
 24 April 2026 - 3:22PM
 Track Rating: Soft 5, Weather: Fine, Rail Position: +6m Entire Circuit



Section	L1050	L800	L600	L400	L200	L0
Section Times	0:59.84 (0:03.36)	0:56.48 [3] (0:11.42)	0:45.06 [4] (0:11.08)	0:33.98 [4] (0:10.73)	0:23.25 [5] (0:11.10)	0:12.16 [5] (0:12.16)
Average Speed [km/h]	46.9	62.7	65.0	67.1	64.9	59.0
Top Speed [km/h]	53.9	64.9	65.9	68.7	67.2	62.2
Avg. Dist. to Rail [m]	1.1	0.7	0.3	0.8	0.4	1.2
Avg. Stride Freq. [Hz]	2.4	2.5	2.5	2.5	2.5	2.4
Avg. Stride Length [m]	4.9	6.8	7.2	7.4	7.3	7.0



- [] Ranking at each section and finish
- :-:- No data available at this section
- NA No data available

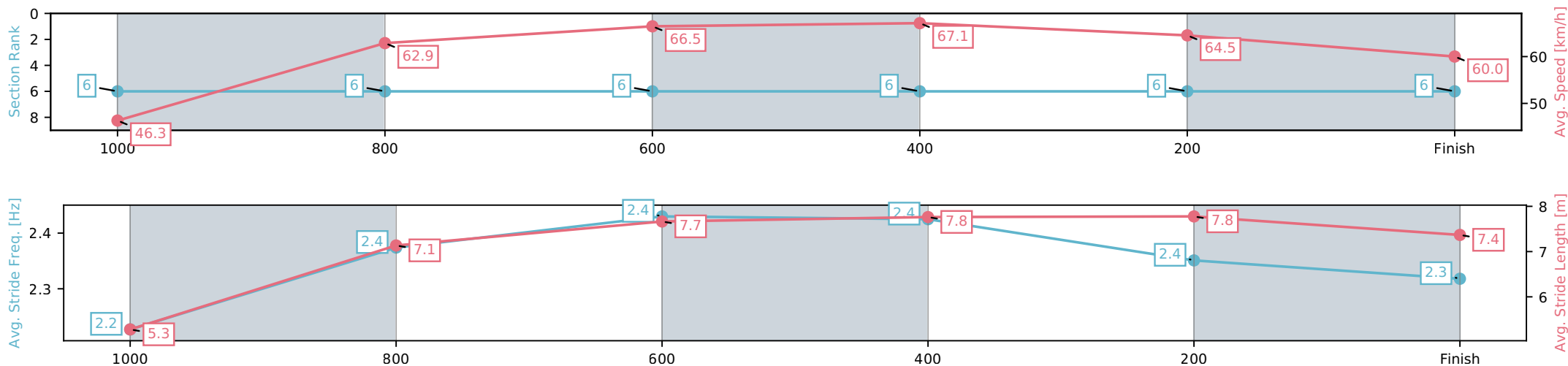
Horse/Jockey Name	Rebelious Red/Sean Cormack
Finish Rank	6
Fastest Section Time (Section)	0:10.73 (600-400)
Top Speed [km/h] (Section)	67.5 (600-400)
Race State	Finished



Rockhampton QLD --Professional-2026-04-24
 Race 5: CQ FASTENERS BENCHMARK 58 Handicap - 1050m
 24 April 2026 - 3:22PM
 Track Rating: Soft 5, Weather: Fine, Rail Position: +6m Entire Circuit



Section	L1050	L800	L600	L400	L200	L0
Section Times	1:00.05 (0:03.63)	0:56.42 [6] (0:11.54)	0:44.88 [6] (0:10.94)	0:33.94 [6] (0:10.73)	0:23.20 [6] (0:11.17)	0:12.04 [6] (0:12.04)
Average Speed [km/h]	46.3	62.9	66.5	67.1	64.5	60.0
Top Speed [km/h]	54.5	65.8	67.2	67.5	66.5	62.6
Avg. Dist. to Rail [m]	6.2	2.1	1.4	2.4	3.0	3.7
Avg. Stride Freq. [Hz]	2.2	2.4	2.4	2.4	2.4	2.3
Avg. Stride Length [m]	5.3	7.1	7.7	7.8	7.8	7.4



[] Ranking at each section and finish
 -:-:- No data available at this section
 NA No data available

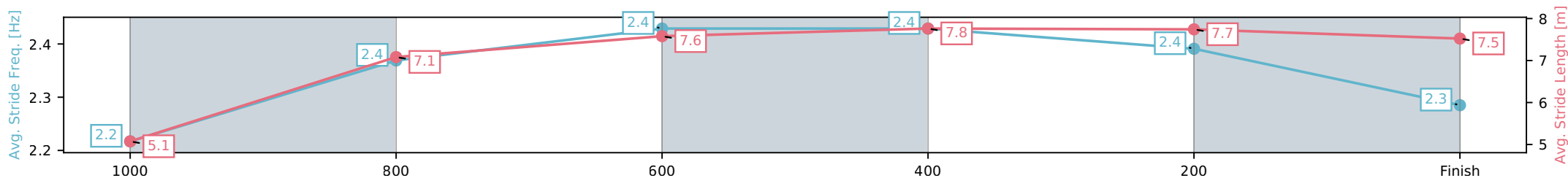
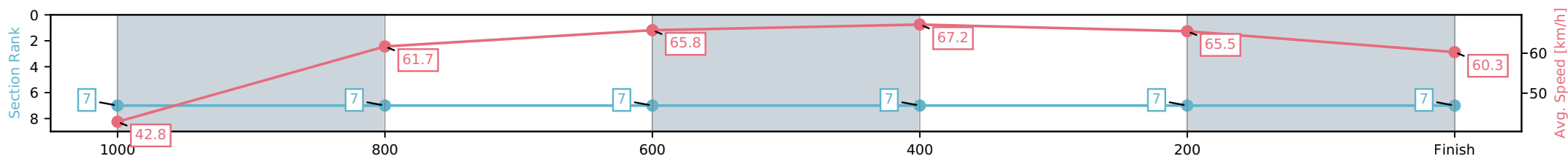
Horse/Jockey Name	Spellmaster/Raul Silvera Olivera
Finish Rank	7
Fastest Section Time (Section)	0:10.72 (600-400)
Top Speed [km/h] (Section)	67.9 (400-200)
Race State	Finished



Rockhampton QLD --Professional-2026-04-24
 Race 5: CQ FASTENERS BENCHMARK 58 Handicap - 1050m
 24 April 2026 - 3:22PM
 Track Rating: Soft 5, Weather: Fine, Rail Position: +6m Entire Circuit



Section	L1050	L800	L600	L400	L200	L0
Section Times	1:00.14 (0:03.80)	0:56.34 [7] (0:11.75)	0:44.59 [7] (0:11.00)	0:33.59 [7] (0:10.72)	0:22.87 [7] (0:11.00)	0:11.87 [7] (0:11.87)
Average Speed [km/h]	42.8	61.7	65.8	67.2	65.5	60.3
Top Speed [km/h]	51.6	65.3	67.2	67.7	67.9	63.0
Avg. Dist. to Rail [m]	8.4	1.7	0.6	0.5	0.7	0.8
Avg. Stride Freq. [Hz]	2.2	2.4	2.4	2.4	2.4	2.3
Avg. Stride Length [m]	5.1	7.1	7.6	7.8	7.7	7.5



[] Ranking at each section and finish
 -:-:- No data available at this section
 NA No data available



Rockhampton QLD

Race 6: CJB CONSTRUCTIONS BENCHMARK 72 Handicap - 1050m

24 April 2026 - 3:58PM



Track Rating: Soft 5, Weather: Fine, Rail Position: +6m Entire Circuit

Field Times (Race Tempo) 0:59.19 (0:03.26) 0:55.93 (0:11.60) 0:44.33 (0:11.62) 0:32.71 (0:10.59) 0:22.12 (0:10.62) 0:11.49 (0:11.49)

Rank	TAB#	Horse	Overall Time	First 400m	Top Speed km/h (Section)	L1050	L1000	L800	L600	L400	L200		
	(BAR#)	Jockey	Margin (DT-W)	Last 600m	Fastest Section (Time)	Start - 1000	1000 - 800	800 - 600	600 - 400	400 - 200	200 - Finish		
1	1	King Spirit	0:59.19	0:23.72	70.3 (600-400)	0:59.19	0:55.93 [1]	0:44.33 [1]	0:32.71 [1]	0:22.12 [1]	0:11.50 [1]		
	(4)	Steph Tierney		0:32.71	600-400 (0:10.59)	(0:03.26)	(0:11.60)	(0:11.62)	(0:10.59)	(0:10.62)	(0:11.50)		
2	9	Electric Brae	0:59.94	0:24.42	68.6 (400-200)	0:59.94	0:56.35 [7]	0:44.40 [8]	0:32.80 [8]	0:22.04 [8]	0:11.36 [6]		
	(2)	Amy Graham	4.4L (+4)	0:32.80	400-200 (0:10.68)	(0:03.59)	(0:11.96)	(0:11.60)	(0:10.76)	(0:10.68)	(0:11.36)		
3	4	Bungarribee Lad	1:00.00	0:24.24	68.6 (600-400)	1:00.00	0:56.20 [8]	0:44.57 [7]	0:32.97 [7]	0:22.20 [7]	0:11.35 [8]		
	(6)	Aidan Holt	4.8L (+0)	0:32.96	600-400 (0:10.77)	(0:03.80)	(0:11.63)	(0:11.60)	(0:10.77)	(0:10.84)	(0:11.35)		
4	5	Universal Harmony	1:00.03	0:24.06	68.3 (600-400)	1:00.03	0:56.62 [4]	0:44.90 [3]	0:33.48 [3]	0:22.65 [4]	0:11.73 [4]		
	(3)	Chris Mclver	5.0L (+5)	0:33.48	600-400 (0:10.83)	(0:03.41)	(0:11.72)	(0:11.42)	(0:10.83)	(0:10.92)	(0:11.73)		
5	7	Been A Secret	1:00.08	0:23.93	69.3 (600-400)	1:00.08	0:56.62 [5]	0:44.75 [6]	0:33.48 [4]	0:22.85 [3]	0:11.93 [2]		
	(8)	Georgina Cartwright	5.3L (+3)	0:33.47	600-400 (0:10.63)	(0:03.46)	(0:11.86)	(0:11.27)	(0:10.63)	(0:10.91)	(0:11.93)		
6	8	Pretty Slick	1:00.09	0:23.86	68.8 (600-400)	1:00.09	0:56.77 [2]	0:45.10 [2]	0:33.59 [2]	0:22.94 [2]	0:11.93 [3]		
	(5)	Ron Stewart	5.3L (+2)	0:33.59	600-400 (0:10.65)	(0:03.32)	(0:11.67)	(0:11.51)	(0:10.65)	(0:11.01)	(0:11.93)		
7	6	Svindal	1:00.36	0:24.19	68.5 (600-400)	1:00.36	0:56.88 [6]	0:45.08 [5]	0:33.50 [6]	0:22.80 [5]	0:11.96 [5]		
	(1)	Adam Sewell	6.9L (+0)	0:33.50	600-400 (0:10.70)	(0:03.48)	(0:11.80)	(0:11.58)	(0:10.70)	(0:10.84)	(0:11.96)		
8	2	Dragon's Snip	1:00.82	0:24.13	68.5 (600-400)	1:00.82	0:57.48 [3]	0:45.61 [4]	0:34.03 [5]	0:23.25 [6]	0:12.21 [7]		
	(7)	Cody Collis	9.6L (+2)	0:34.03	600-400 (0:10.78)	(0:03.34)	(0:11.86)	(0:11.59)	(0:10.78)	(0:11.04)	(0:12.21)		

Scratched: Sailor's Rum (#3)

Report Created: Fri 24 April 2026

(Note: Races are conducted over an approximate distance as close as possible to the advertised distance, and recorded data may vary accordingly. Official times refer to race times only and do not include handicap times.)

[] Position in running at each section and finish TAB# Saddle cloth number
 -:-:- No data available at this section BAR# Barrier/Gate Position
 NA No data available DNF Did not finish
 DNT Did not track DT-W Distance travelled compared to winner in metres

Fastest split
 Fastest section

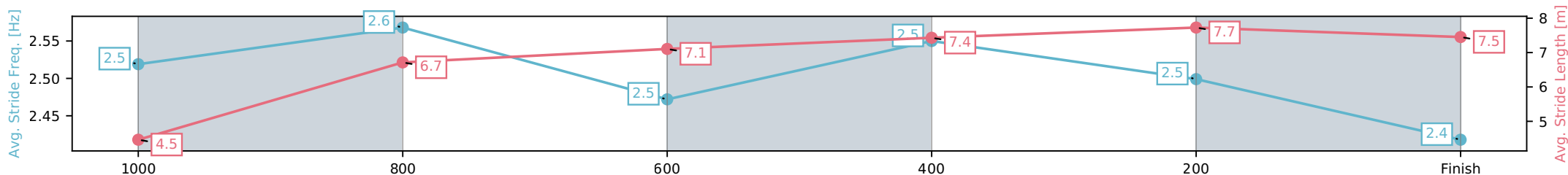
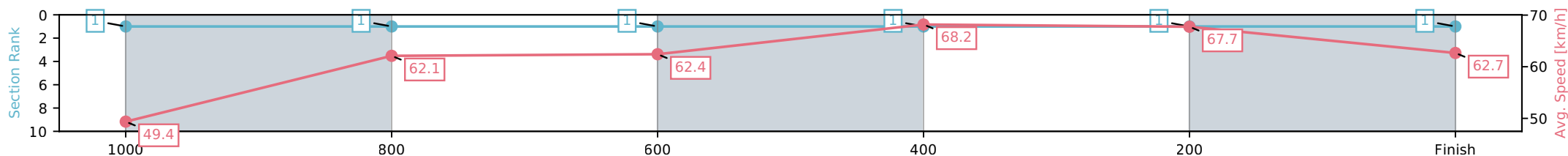
Horse/Jockey Name	King Spirit/Steph Tierney
Finish Rank	1
Fastest Section Time (Section)	0:10.59 (600-400)
Top Speed [km/h] (Section)	70.3 (600-400)
Race State	Finished



Rockhampton QLD --Professional-2026-04-24
 Race 6: CJB CONSTRUCTIONS BENCHMARK 72 Handicap - 1050m
 24 April 2026 - 3:58PM
 Track Rating: Soft 5, Weather: Fine, Rail Position: +6m Entire Circuit



Section	L1050	L800	L600	L400	L200	L0
Section Times	0:59.19 (0:03.26)	0:55.93 [1] (0:11.60)	0:44.33 [1] (0:11.62)	0:32.71 [1] (0:10.59)	0:22.12 [1] (0:10.62)	0:11.50 [1] (0:11.50)
Average Speed [km/h]	49.4	62.1	62.4	68.2	67.7	62.7
Top Speed [km/h]	56.1	63.4	63.3	70.3	69.7	65.7
Avg. Dist. to Rail [m]	4.5	1.0	2.0	2.9	1.0	0.8
Avg. Stride Freq. [Hz]	2.5	2.6	2.5	2.5	2.5	2.4
Avg. Stride Length [m]	4.5	6.7	7.1	7.4	7.7	7.5



[] Ranking at each section and finish
 -:-:- No data available at this section
 NA No data available

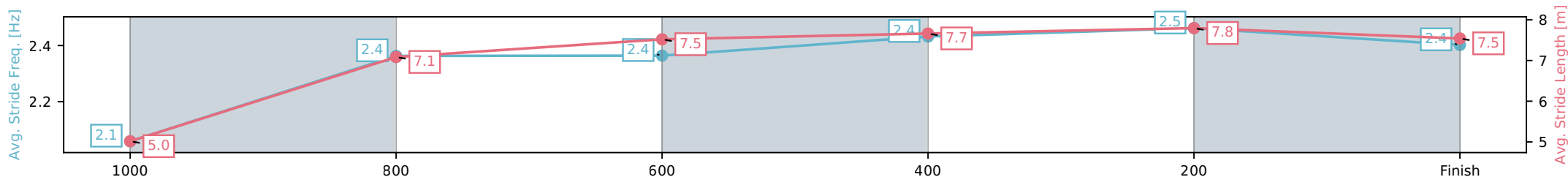
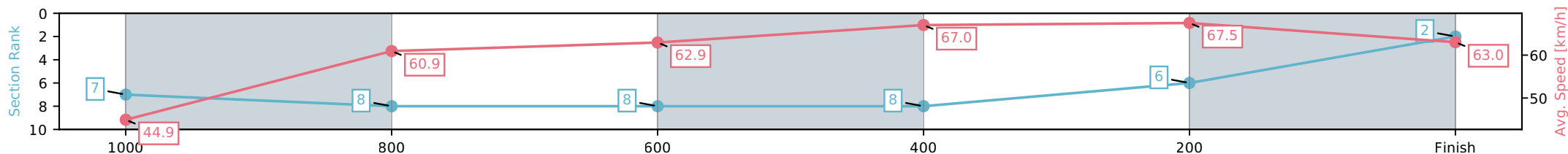
Horse/Jockey Name	Electric Brae/Amy Graham
Finish Rank	2
Fastest Section Time (Section)	0:10.68 (400-200)
Top Speed [km/h] (Section)	68.6 (400-200)
Race State	Finished



Rockhampton QLD --Professional-2026-04-24
 Race 6: CJB CONSTRUCTIONS BENCHMARK 72 Handicap - 1050m
 24 April 2026 - 3:58PM
 Track Rating: Soft 5, Weather: Fine, Rail Position: +6m Entire Circuit



Section	L1050	L800	L600	L400	L200	L0
Section Times	0:59.94 (0:03.59)	0:56.35 [8] (0:11.96)	0:44.40 [8] (0:11.60)	0:32.80 [8] (0:10.76)	0:22.04 [6] (0:10.68)	0:11.36 [2] (0:11.36)
Average Speed [km/h]	44.9	60.9	62.9	67.0	67.5	63.0
Top Speed [km/h]	52.0	63.3	65.4	68.5	68.6	65.6
Avg. Dist. to Rail [m]	2.6	1.6	1.9	3.9	6.9	7.9
Avg. Stride Freq. [Hz]	2.1	2.4	2.4	2.4	2.5	2.4
Avg. Stride Length [m]	5.0	7.1	7.5	7.7	7.8	7.5



- [] Ranking at each section and finish
- :-:- No data available at this section
- NA No data available

Horse/Jockey Name	Bungarabee Lad/Aidan Holt
Finish Rank	3
Fastest Section Time (Section)	0:10.77 (600-400)
Top Speed [km/h] (Section)	68.6 (600-400)
Race State	Finished



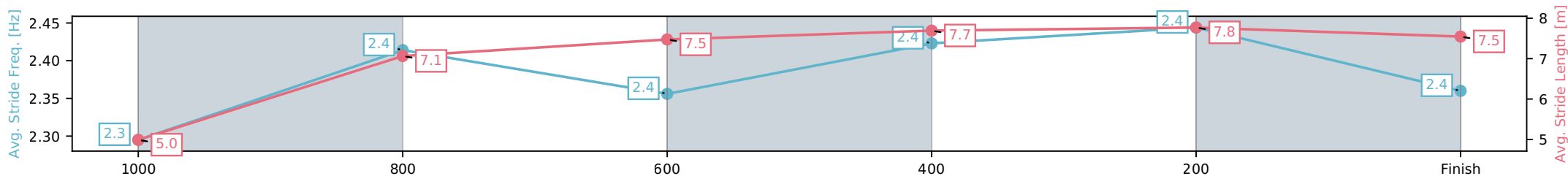
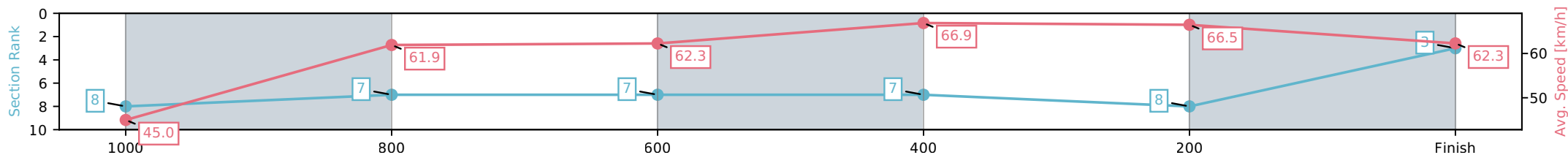
Rockhampton QLD --Professional-2026-04-24
 Race 6: CJB CONSTRUCTIONS BENCHMARK 72 Handicap - 1050m

24 April 2026 - 3:58PM

Track Rating: Soft 5, Weather: Fine, Rail Position: +6m Entire Circuit



Section	L1050	L800	L600	L400	L200	L0
Section Times	1:00.00 (0:03.80)	0:56.20 [7] (0:11.63)	0:44.57 [7] (0:11.60)	0:32.97 [7] (0:10.77)	0:22.20 [8] (0:10.84)	0:11.35 [3] (0:11.35)
Average Speed [km/h]	45.0	61.9	62.3	66.9	66.5	62.3
Top Speed [km/h]	52.5	64.2	63.8	68.6	68.3	65.4
Avg. Dist. to Rail [m]	5.3	0.6	0.7	2.4	4.1	6.5
Avg. Stride Freq. [Hz]	2.3	2.4	2.4	2.4	2.4	2.4
Avg. Stride Length [m]	5.0	7.1	7.5	7.7	7.8	7.5



- [] Ranking at each section and finish
- :-:- No data available at this section
- NA No data available

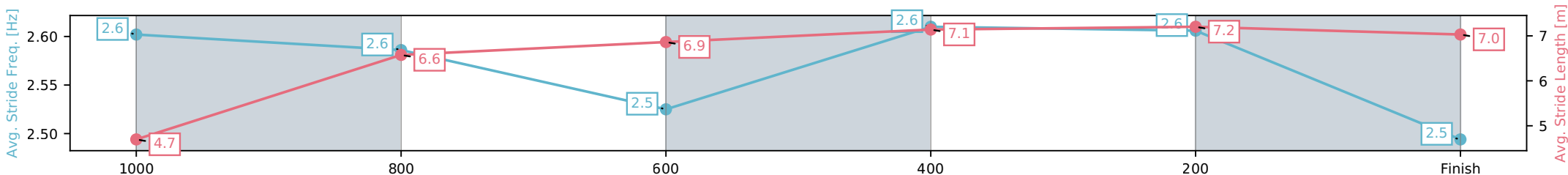
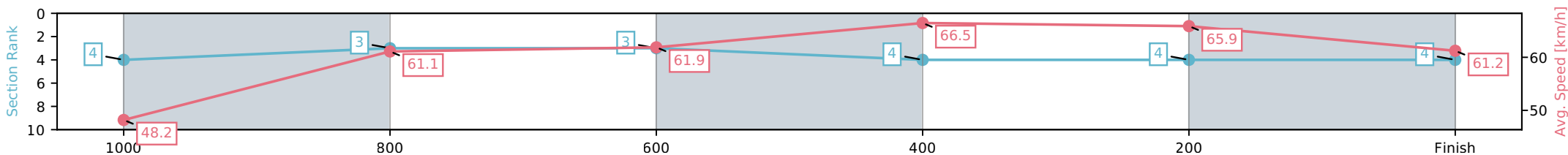
Horse/Jockey Name	Universal Harmony/Chris McIver
Finish Rank	4
Fastest Section Time (Section)	0:10.83 (600-400)
Top Speed [km/h] (Section)	68.3 (600-400)
Race State	Finished



Rockhampton QLD --Professional-2026-04-24
 Race 6: CJB CONSTRUCTIONS BENCHMARK 72 Handicap - 1050m
 24 April 2026 - 3:58PM
 Track Rating: Soft 5, Weather: Fine, Rail Position: +6m Entire Circuit



Section	L1050	L800	L600	L400	L200	L0
Section Times	1:00.03 (0:03.41)	0:56.62 [3] (0:11.72)	0:44.90 [3] (0:11.42)	0:33.48 [4] (0:10.83)	0:22.65 [4] (0:10.92)	0:11.73 [4] (0:11.73)
Average Speed [km/h]	48.2	61.1	61.9	66.5	65.9	61.2
Top Speed [km/h]	54.8	62.3	64.9	68.3	67.7	63.6
Avg. Dist. to Rail [m]	3.3	0.9	2.2	1.0	0.9	2.0
Avg. Stride Freq. [Hz]	2.6	2.6	2.5	2.6	2.6	2.5
Avg. Stride Length [m]	4.7	6.6	6.9	7.1	7.2	7.0



- [] Ranking at each section and finish
- :-:- No data available at this section
- NA No data available

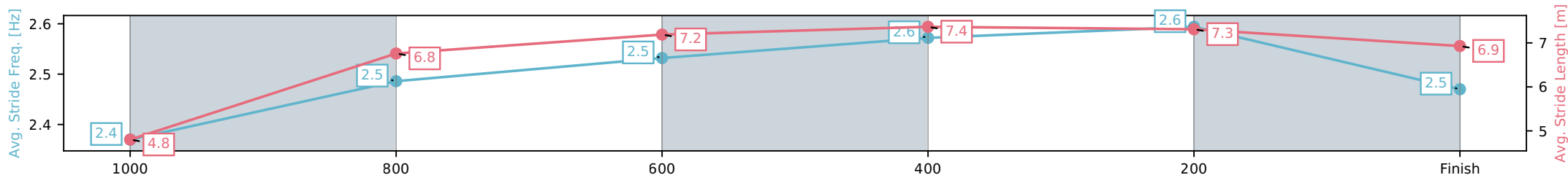
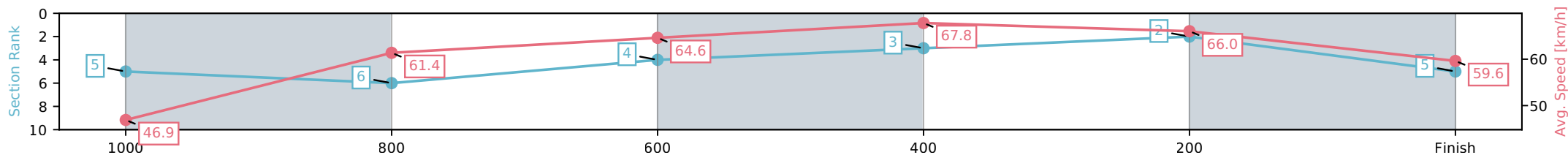
Horse/Jockey Name	Been A Secret/Georgina Cartwright
Finish Rank	5
Fastest Section Time (Section)	0:10.63 (600-400)
Top Speed [km/h] (Section)	69.3 (600-400)
Race State	Finished



Rockhampton QLD --Professional-2026-04-24
 Race 6: CJB CONSTRUCTIONS BENCHMARK 72 Handicap - 1050m
 24 April 2026 - 3:58PM
 Track Rating: Soft 5, Weather: Fine, Rail Position: +6m Entire Circuit



Section	L1050	L800	L600	L400	L200	L0
Section Times	1:00.08 (0:03.46)	0:56.62 [6] (0:11.86)	0:44.75 [4] (0:11.27)	0:33.48 [3] (0:10.63)	0:22.85 [2] (0:10.91)	0:11.93 [5] (0:11.93)
Average Speed [km/h]	46.9	61.4	64.6	67.8	66.0	59.6
Top Speed [km/h]	52.1	63.8	66.0	69.3	68.9	62.3
Avg. Dist. to Rail [m]	8.6	2.4	1.4	3.5	4.3	5.4
Avg. Stride Freq. [Hz]	2.4	2.5	2.5	2.6	2.6	2.5
Avg. Stride Length [m]	4.8	6.8	7.2	7.4	7.3	6.9



[] Ranking at each section and finish
 -:-:- No data available at this section
 NA No data available

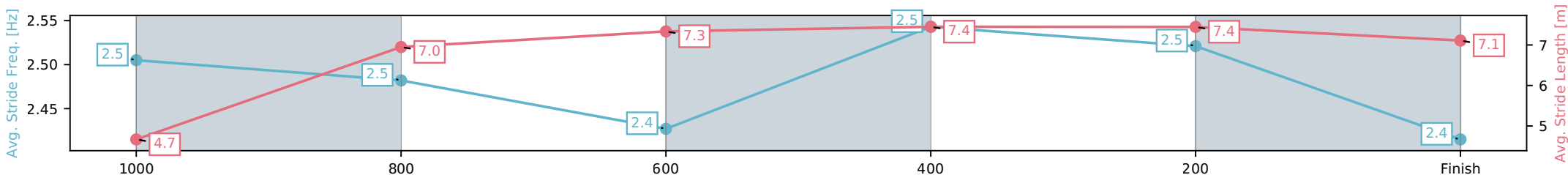
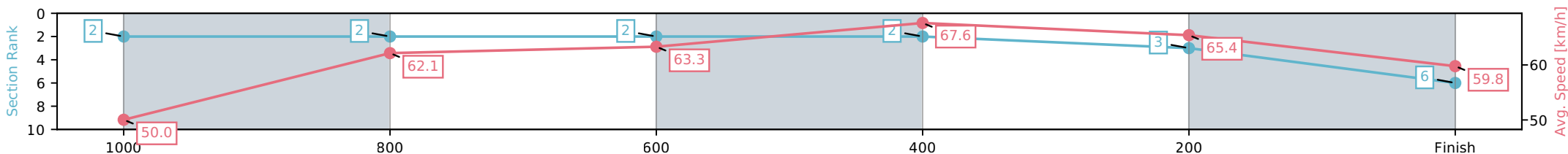
Horse/Jockey Name	Pretty Slick/Ron Stewart
Finish Rank	6
Fastest Section Time (Section)	0:10.65 (600-400)
Top Speed [km/h] (Section)	68.8 (600-400)
Race State	Finished



Rockhampton QLD --Professional-2026-04-24
 Race 6: CJB CONSTRUCTIONS BENCHMARK 72 Handicap - 1050m
 24 April 2026 - 3:58PM
 Track Rating: Soft 5, Weather: Fine, Rail Position: +6m Entire Circuit



Section	L1050	L800	L600	L400	L200	L0
Section Times	1:00.09 (0:03.32)	0:56.77 [2] (0:11.67)	0:45.10 [2] (0:11.51)	0:33.59 [2] (0:10.65)	0:22.94 [3] (0:11.01)	0:11.93 [6] (0:11.93)
Average Speed [km/h]	50.0	62.1	63.3	67.6	65.4	59.8
Top Speed [km/h]	56.1	63.0	64.8	68.8	68.6	62.2
Avg. Dist. to Rail [m]	5.3	1.8	1.5	2.3	2.0	2.9
Avg. Stride Freq. [Hz]	2.5	2.5	2.4	2.5	2.5	2.4
Avg. Stride Length [m]	4.7	7.0	7.3	7.4	7.4	7.1



[] Ranking at each section and finish
 -:-:- No data available at this section
 NA No data available

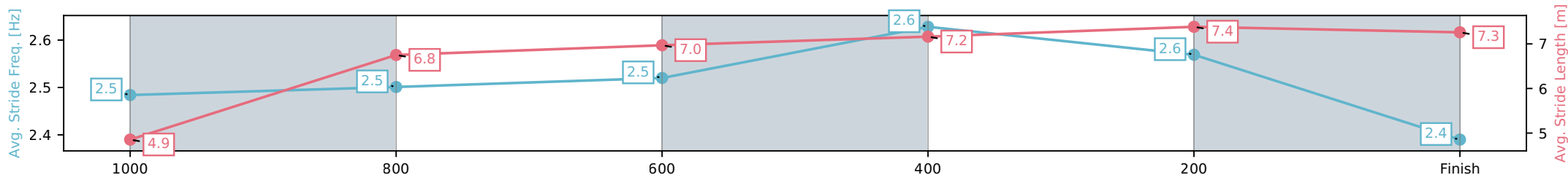
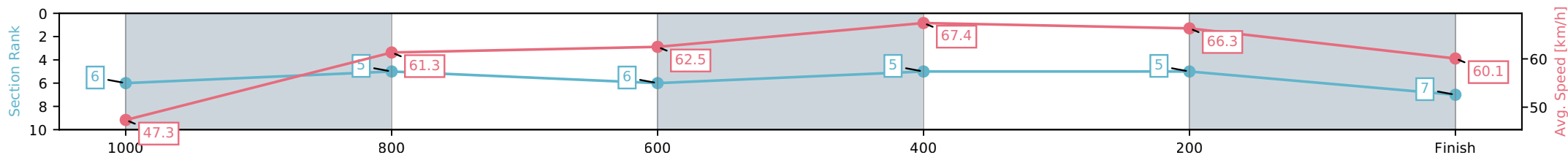
Horse/Jockey Name	Svindal/Adam Sewell
Finish Rank	7
Fastest Section Time (Section)	0:10.70 (600-400)
Top Speed [km/h] (Section)	68.5 (600-400)
Race State	Finished



Rockhampton QLD --Professional-2026-04-24
 Race 6: CJB CONSTRUCTIONS BENCHMARK 72 Handicap - 1050m
 24 April 2026 - 3:58PM
 Track Rating: Soft 5, Weather: Fine, Rail Position: +6m Entire Circuit



Section	L1050	L800	L600	L400	L200	L0
Section Times	1:00.36 (0:03.48)	0:56.88 [5] (0:11.80)	0:45.08 [6] (0:11.58)	0:33.50 [5] (0:10.70)	0:22.80 [5] (0:10.84)	0:11.96 [7] (0:11.96)
Average Speed [km/h]	47.3	61.3	62.5	67.4	66.3	60.1
Top Speed [km/h]	54.3	62.5	63.7	68.5	68.3	63.6
Avg. Dist. to Rail [m]	0.4	0.7	0.8	1.8	2.0	2.5
Avg. Stride Freq. [Hz]	2.5	2.5	2.5	2.6	2.6	2.4
Avg. Stride Length [m]	4.9	6.8	7.0	7.2	7.4	7.3



[] Ranking at each section and finish
 -:-:- No data available at this section
 NA No data available

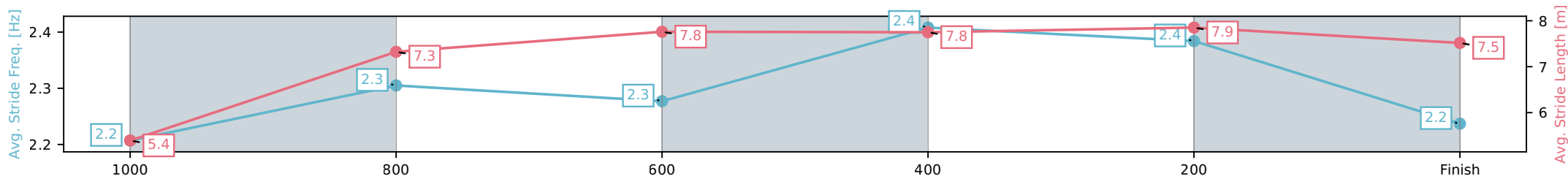
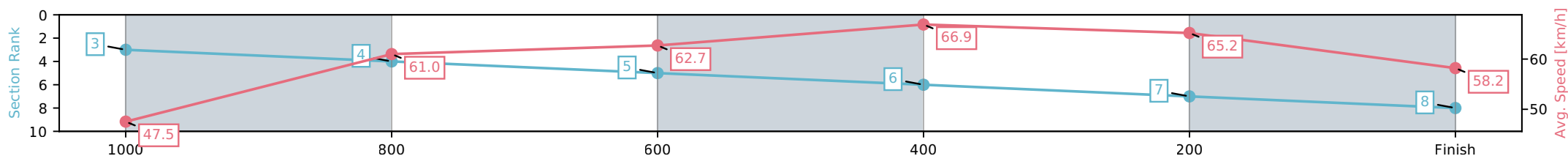
Horse/Jockey Name	Dragon's Snip/Cody Collis
Finish Rank	8
Fastest Section Time (Section)	0:10.78 (600-400)
Top Speed [km/h] (Section)	68.5 (600-400)
Race State	Finished



Rockhampton QLD --Professional-2026-04-24
 Race 6: CJB CONSTRUCTIONS BENCHMARK 72 Handicap - 1050m
 24 April 2026 - 3:58PM
 Track Rating: Soft 5, Weather: Fine, Rail Position: +6m Entire Circuit



Section	L1050	L800	L600	L400	L200	L0
Section Times	1:00.82 (0:03.34)	0:57.48 [4] (0:11.86)	0:45.61 [5] (0:11.59)	0:34.03 [6] (0:10.78)	0:23.25 [7] (0:11.04)	0:12.21 [8] (0:12.21)
Average Speed [km/h]	47.5	61.0	62.7	66.9	65.2	58.2
Top Speed [km/h]	54.1	63.3	63.6	68.5	68.2	61.4
Avg. Dist. to Rail [m]	6.5	1.6	1.0	3.4	5.5	6.6
Avg. Stride Freq. [Hz]	2.2	2.3	2.3	2.4	2.4	2.2
Avg. Stride Length [m]	5.4	7.3	7.8	7.8	7.9	7.5



[] Ranking at each section and finish
 -:-:- No data available at this section
 NA No data available



Rockhampton QLD
Race 7: KORTE GROUP BENCHMARK 60 Handicap - 1300m
 24 April 2026 - 4:38PM



Track Rating: Soft 5, Weather: Fine, Rail Position: +6m Entire Circuit

Field Times (Race Tempo) 1:15.60 1:09.44 0:57.92 0:46.34 0:34.48 0:23.13 0:11.82
 (0:06.16) (0:11.53) (0:11.57) (0:11.87) (0:11.34) (0:11.31) (0:11.82)

Rank	TAB#	Horse	Overall Time	First 400m	Top Speed km/h (Section)	L1300	L1200	L1000	L800	L600	L400	L200	
	(BAR#)	Jockey	Margin (DT-W)	Last 600m	Fastest Section (Time)	Start - 1200	1200 - 1000	1000 - 800	800 - 600	600 - 400	400 - 200	200 - Finish	
1	7	Determination	1:15.60	0:24.03	65.2 (400-200)	1:15.60	1:09.44 [1]	0:57.82 [2]	0:46.13 [4]	0:34.33 [3]	0:22.93 [3]	0:11.78 [2]	
	(6)	Aidan Holt		0:34.33	400-200 (0:11.15)	(0:06.16)	(0:11.63)	(0:11.68)	(0:11.80)	(0:11.40)	(0:11.15)	(0:11.78)	
2	4	Warna	1:15.70	0:25.08	66.6 (400-200)	1:15.70	1:08.86 [11]	0:56.75 [12]	0:45.04 [12]	0:33.60 [12]	0:22.58 [10]	0:11.57 [7]	
	(11)	Steph Tierney	0.8L (+2)	0:33.59	400-200 (0:11.00)	(0:06.84)	(0:12.11)	(0:11.70)	(0:11.45)	(0:11.02)	(0:11.00)	(0:11.57)	
3	11	Sujeed	1:15.70	0:24.53	65.6 (400-200)	1:15.70	1:08.83 [12]	0:57.00 [11]	0:45.27 [11]	0:33.87 [10]	0:22.71 [9]	0:11.57 [8]	
	(8)	Adam Sewell	1.1L (+2)	0:33.87	400-200 (0:11.14)	(0:06.87)	(0:11.83)	(0:11.74)	(0:11.40)	(0:11.16)	(0:11.14)	(0:11.57)	
4	13	Luxor Prince	1:15.80	0:24.44	66.5 (400-200)	1:15.80	1:09.15 [7]	0:57.48 [9]	0:45.78 [8]	0:34.16 [8]	0:22.82 [8]	0:11.79 [3]	
	(2)	Georgina Cartwright	1.3L (+2)	0:34.16	400-200 (0:11.03)	(0:06.65)	(0:11.68)	(0:11.69)	(0:11.63)	(0:11.34)	(0:11.03)	(0:11.79)	
5	8	Rickythesteamboat	1:15.80	0:24.07	64.9 (400-200)	1:15.80	1:09.55 [2]	0:57.97 [4]	0:46.41 [2]	0:34.68 [1]	0:23.33 [1]	0:12.02 [1]	
	(7)	Ron Stewart	1.4L (+2)	0:34.67	400-200 (0:11.31)	(0:06.25)	(0:11.58)	(0:11.56)	(0:11.73)	(0:11.34)	(0:11.31)	(0:12.02)	
6	10	Boom Boom Bella	1:15.80	0:24.19	65.0 (400-200)	1:15.80	1:09.35 [6]	0:57.70 [6]	0:46.08 [5]	0:34.38 [5]	0:22.95 [5]	0:11.77 [4]	
	(1)	Tahlia Fenlon	1.6L (+4)	0:34.38	400-200 (0:11.18)	(0:06.45)	(0:11.66)	(0:11.62)	(0:11.70)	(0:11.43)	(0:11.18)	(0:11.77)	
7	1	Outback Bandit	1:16.00	0:24.62	65.9 (400-200)	1:16.00	1:09.24 [10]	0:57.43 [10]	0:45.76 [10]	0:34.14 [11]	0:22.80 [12]	0:11.71 [11]	
	(10)	Sean Cormack	2.8L (+4)	0:34.15	400-200 (0:11.10)	(0:06.76)	(0:11.81)	(0:11.67)	(0:11.62)	(0:11.34)	(0:11.10)	(0:11.71)	
8	9	Better Than Words	1:16.20	0:23.92	64.5 (1000-800)	1:16.20	1:09.78 [5]	0:58.39 [3]	0:46.79 [3]	0:34.88 [4]	0:23.51 [4]	0:12.14 [5]	
	(9)	Amy Graham	3.6L (+8)	0:34.87	400-200 (0:11.36)	(0:06.42)	(0:11.39)	(0:11.60)	(0:11.91)	(0:11.37)	(0:11.36)	(0:12.14)	
9	12	Our Heart Throb	1:16.20	0:24.07	64.7 (400-200)	1:16.20	1:09.49 [8]	0:57.95 [7]	0:46.31 [7]	0:34.64 [7]	0:23.24 [7]	0:11.96 [10]	
	(3)	Cody Collis	4.0L (+3)	0:34.64	400-200 (0:11.28)	(0:06.71)	(0:11.54)	(0:11.64)	(0:11.67)	(0:11.40)	(0:11.28)	(0:11.96)	
10	6	Victory's Ghost	1:16.50	0:24.19	65.8 (400-200)	1:16.50	1:10.09 [4]	0:58.47 [5]	0:46.77 [6]	0:35.01 [6]	0:23.64 [6]	0:12.36 [9]	
	(4)	Warwick Satherley	5.6L (+5)	0:35.01	400-200 (0:11.29)	(0:06.41)	(0:11.62)	(0:11.70)	(0:11.76)	(0:11.36)	(0:11.29)	(0:12.36)	

Scratched: Our Eagle Rock (#5)

Report Created: Fri 24 April 2026

(Note: Races are conducted over an approximate distance as close as possible to the advertised distance, and recorded data may vary accordingly. Official times refer to race times only and do not include handicap times.)

[] Position in running at each section and finish TAB# Saddle cloth number

-:--:-- No data available at this section

NA No data available

DNT Did not track

BAR# Barrier/Gate Position

DNF Did not finish

DT-W Distance travelled compared to winner in metres

Fastest split

Fastest section





Rockhampton QLD
Race 7: KORTE GROUP BENCHMARK 60 Handicap - 1300m
 24 April 2026 - 4:38PM



Track Rating: Soft 5, Weather: Fine, Rail Position: +6m Entire Circuit

Field Times (Race Tempo) 1:15.60 (0:06.16) 1:09.44 (0:11.53) 0:57.92 (0:11.57) 0:46.34 (0:11.87) 0:34.48 (0:11.34) 0:23.13 (0:11.31) 0:11.82 (0:11.82)

Rank	TAB#	Horse	Overall Time	First 400m	Top Speed km/h (Section)	L1300	L1200	L1000	L800	L600	L400	L200	
	(BAR#)	Jockey	Margin (DT-W)	Last 600m	Fastest Section (Time)	Start - 1200	1200 - 1000	1000 - 800	800 - 600	600 - 400	400 - 200	200 - Finish	
11	3	All Business	1:16.70	0:23.78	65.0 (1200-1000)	1:16.70	1:10.33 [3]	0:59.02 [1]	0:47.44 [1]	0:35.56 [2]	0:24.17 [2]	0:12.60 [6]	
	(12)	Paul Hamblin	7.0L (+5)	0:35.57	1200-1000 (0:11.31)	(0:06.37)	(0:11.31)	(0:11.57)	(0:11.88)	(0:11.40)	(0:11.57)	(0:12.60)	
12	2	Bavarian Lady	1:16.90	0:24.29	64.6 (800-600)	1:16.90	1:10.19 [9]	0:58.60 [8]	0:46.85 [9]	0:35.11 [9]	0:23.72 [11]	0:12.21 [12]	
	(5)	Raul Silvera Olivera	8.2L (+7)	0:35.10	600-400 (0:11.39)	(0:06.71)	(0:11.59)	(0:11.75)	(0:11.74)	(0:11.39)	(0:11.50)	(0:12.21)	

Scratched: Our Eagle Rock (#5)

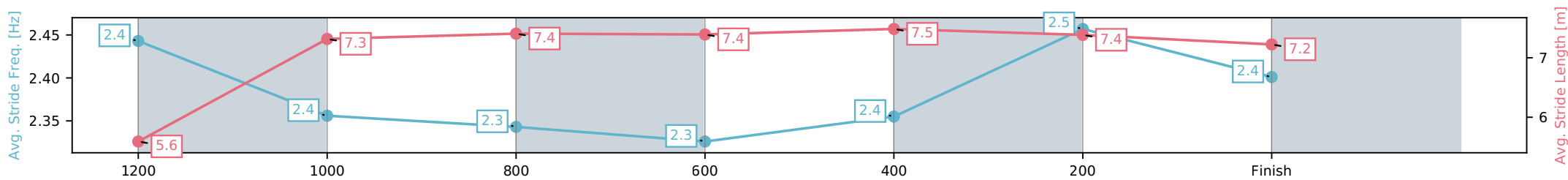
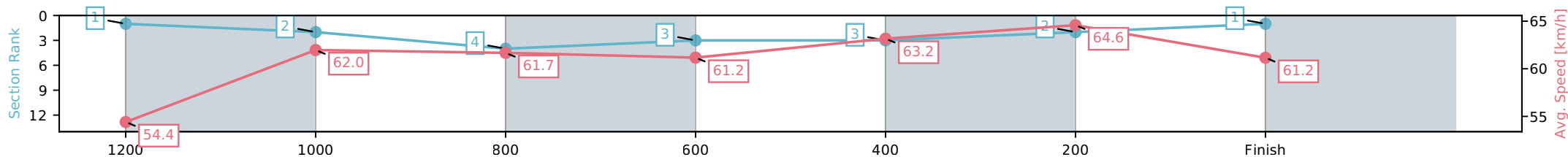
Horse/Jockey Name	Determination/Aidan Holt
Finish Rank	1
Fastest Section Time (Section)	0:11.15 (400-200)
Top Speed [km/h] (Section)	65.2 (400-200)
Race State	Finished



Rockhampton QLD --Professional-2026-04-24
 Race 7: KORTE GROUP BENCHMARK 60 Handicap - 1300m
 24 April 2026 - 4:38PM
 Track Rating: Soft 5, Weather: Fine, Rail Position: +6m Entire Circuit



Section	L1300	L1200	L1000	L800	L600	L400	L200
Section Times	1:15.60 (0:06.16)	1:09.44 [2] (0:11.63)	0:57.82 [4] (0:11.68)	0:46.13 [3] (0:11.80)	0:34.33 [3] (0:11.40)	0:22.93 [2] (0:11.15)	0:11.78 [1] (0:11.78)
Average Speed [km/h]	54.4	62.0	61.7	61.2	63.2	64.6	61.2
Top Speed [km/h]	60.3	62.6	62.9	61.5	64.5	65.2	63.2
Avg. Dist. to Rail [m]	3.1	0.7	0.4	0.3	1.0	3.0	5.8
Avg. Stride Freq. [Hz]	2.4	2.4	2.3	2.3	2.4	2.5	2.4
Avg. Stride Length [m]	5.6	7.3	7.4	7.4	7.5	7.4	7.2



- [] Ranking at each section and finish
- :-:- No data available at this section
- NA No data available

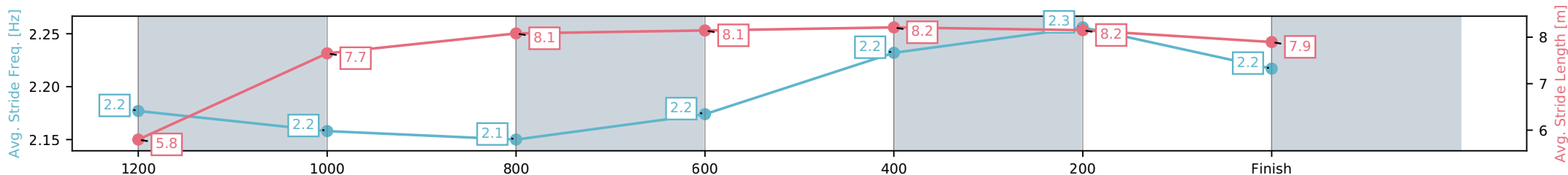
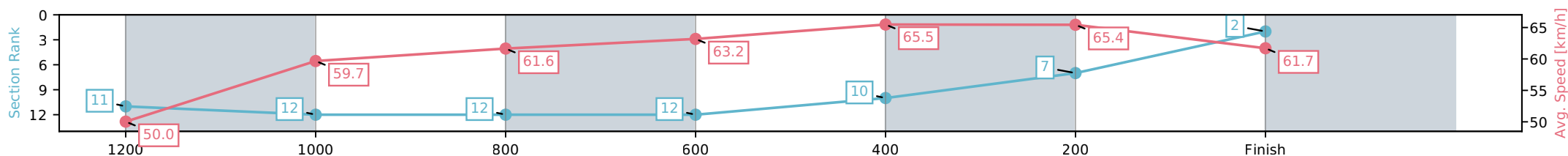
Horse/Jockey Name	Warna/Steph Tierney
Finish Rank	2
Fastest Section Time (Section)	0:11.00 (400-200)
Top Speed [km/h] (Section)	66.6 (400-200)
Race State	Finished



Rockhampton QLD --Professional-2026-04-24
 Race 7: KORTE GROUP BENCHMARK 60 Handicap - 1300m
 24 April 2026 - 4:38PM
 Track Rating: Soft 5, Weather: Fine, Rail Position: +6m Entire Circuit



Section	L1300	L1200	L1000	L800	L600	L400	L200
Section Times	1:15.70 (0:06.84)	1:08.86 [12] (0:12.11)	0:56.75 [12] (0:11.70)	0:45.04 [12] (0:11.45)	0:33.60 [10] (0:11.02)	0:22.58 [7] (0:11.00)	0:11.57 [2] (0:11.57)
Average Speed [km/h]	50.0	59.7	61.6	63.2	65.5	65.4	61.7
Top Speed [km/h]	56.1	61.1	62.1	63.8	66.3	66.6	63.8
Avg. Dist. to Rail [m]	8.1	1.9	0.5	0.7	0.9	2.5	3.4
Avg. Stride Freq. [Hz]	2.2	2.2	2.1	2.2	2.2	2.3	2.2
Avg. Stride Length [m]	5.8	7.7	8.1	8.1	8.2	8.2	7.9



- [] Ranking at each section and finish
- :-:- No data available at this section
- NA No data available

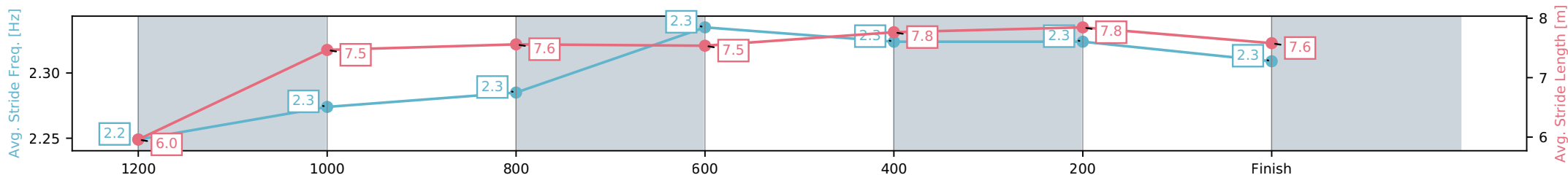
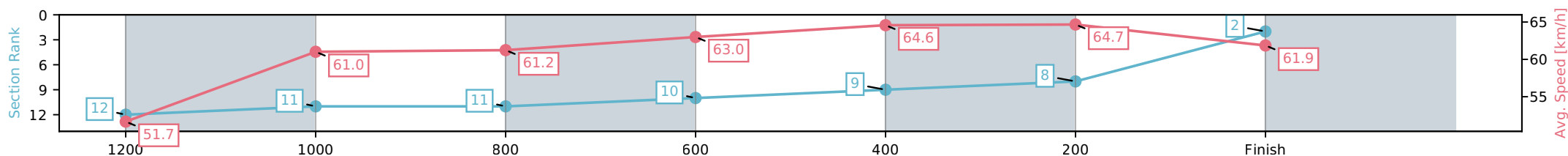
Horse/Jockey Name	Sujeed/Adam Sewell
Finish Rank	3
Fastest Section Time (Section)	0:11.14 (400-200)
Top Speed [km/h] (Section)	65.6 (400-200)
Race State	Finished



Rockhampton QLD --Professional-2026-04-24
 Race 7: KORTE GROUP BENCHMARK 60 Handicap - 1300m
 24 April 2026 - 4:38PM
 Track Rating: Soft 5, Weather: Fine, Rail Position: +6m Entire Circuit



Section	L1300	L1200	L1000	L800	L600	L400	L200
Section Times	1:15.70 (0:06.87)	1:08.83 [11] (0:11.83)	0:57.00 [11] (0:11.74)	0:45.27 [10] (0:11.40)	0:33.87 [9] (0:11.16)	0:22.71 [8] (0:11.14)	0:11.57 [2] (0:11.57)
Average Speed [km/h]	51.7	61.0	61.2	63.0	64.6	64.7	61.9
Top Speed [km/h]	58.8	63.0	63.0	63.7	65.5	65.6	64.1
Avg. Dist. to Rail [m]	5.6	1.7	0.5	0.6	1.4	4.3	5.8
Avg. Stride Freq. [Hz]	2.2	2.3	2.3	2.3	2.3	2.3	2.3
Avg. Stride Length [m]	6.0	7.5	7.6	7.5	7.8	7.8	7.6



[] Ranking at each section and finish
 -:-:- No data available at this section
 NA No data available

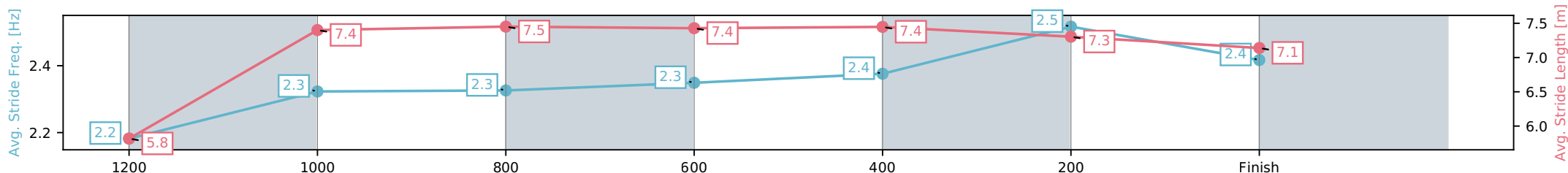
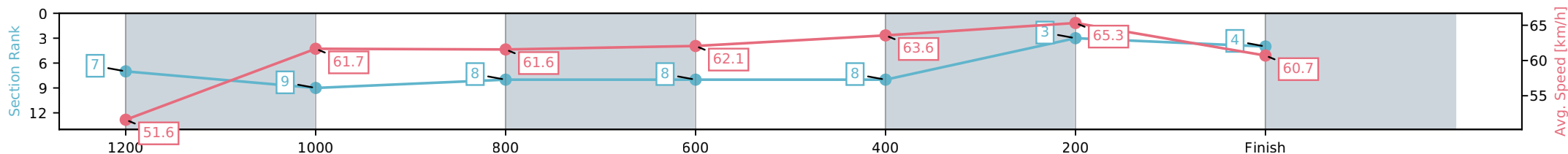
Horse/Jockey Name	Luxor Prince/Georgina Cartwright
Finish Rank	4
Fastest Section Time (Section)	0:11.03 (400-200)
Top Speed [km/h] (Section)	66.5 (400-200)
Race State	Finished



Rockhampton QLD --Professional-2026-04-24
 Race 7: KORTE GROUP BENCHMARK 60 Handicap - 1300m
 24 April 2026 - 4:38PM
 Track Rating: Soft 5, Weather: Fine, Rail Position: +6m Entire Circuit



Section	L1300	L1200	L1000	L800	L600	L400	L200
Section Times	1:15.80 (0:06.65)	1:09.15 [9] (0:11.68)	0:57.48 [8] (0:11.69)	0:45.78 [8] (0:11.63)	0:34.16 [8] (0:11.34)	0:22.82 [3] (0:11.03)	0:11.79 [4] (0:11.79)
Average Speed [km/h]	51.6	61.7	61.6	62.1	63.6	65.3	60.7
Top Speed [km/h]	59.3	63.0	62.8	63.2	65.7	66.5	63.3
Avg. Dist. to Rail [m]	1.0	0.6	0.2	0.6	2.4	4.6	6.0
Avg. Stride Freq. [Hz]	2.2	2.3	2.3	2.3	2.4	2.5	2.4
Avg. Stride Length [m]	5.8	7.4	7.5	7.4	7.4	7.3	7.1



- [] Ranking at each section and finish
- :-:- No data available at this section
- NA No data available

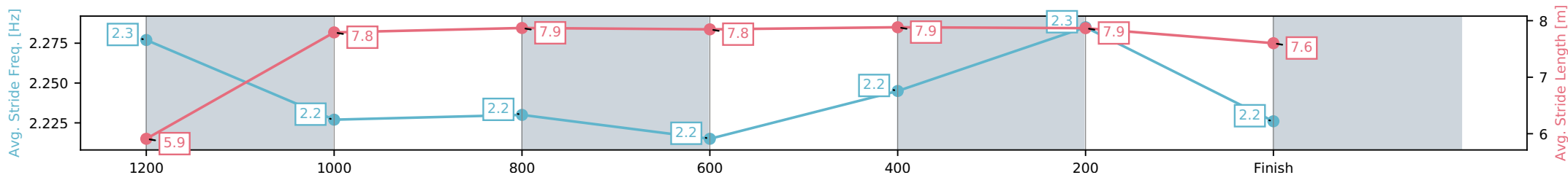
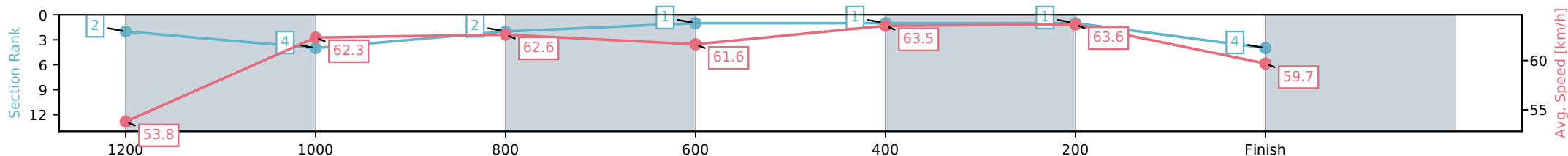
Horse/Jockey Name	Rickythesteamboat/Ron Stewart
Finish Rank	5
Fastest Section Time (Section)	0:11.31 (400-200)
Top Speed [km/h] (Section)	64.9 (400-200)
Race State	Finished



Rockhampton QLD --Professional-2026-04-24
 Race 7: KORTE GROUP BENCHMARK 60 Handicap - 1300m
 24 April 2026 - 4:38PM
 Track Rating: Soft 5, Weather: Fine, Rail Position: +6m Entire Circuit



Section	L1300	L1200	L1000	L800	L600	L400	L200
Section Times	1:15.80 (0:06.25)	1:09.55 [4] (0:11.58)	0:57.97 [2] (0:11.56)	0:46.41 [1] (0:11.73)	0:34.68 [1] (0:11.34)	0:23.33 [1] (0:11.31)	0:12.02 [4] (0:12.02)
Average Speed [km/h]	53.8	62.3	62.6	61.6	63.5	63.6	59.7
Top Speed [km/h]	60.5	62.9	64.1	62.9	64.9	64.9	61.8
Avg. Dist. to Rail [m]	5.6	2.0	1.0	0.6	1.5	1.9	3.8
Avg. Stride Freq. [Hz]	2.3	2.2	2.2	2.2	2.2	2.3	2.2
Avg. Stride Length [m]	5.9	7.8	7.9	7.8	7.9	7.9	7.6



- [] Ranking at each section and finish
- :-:- No data available at this section
- NA No data available

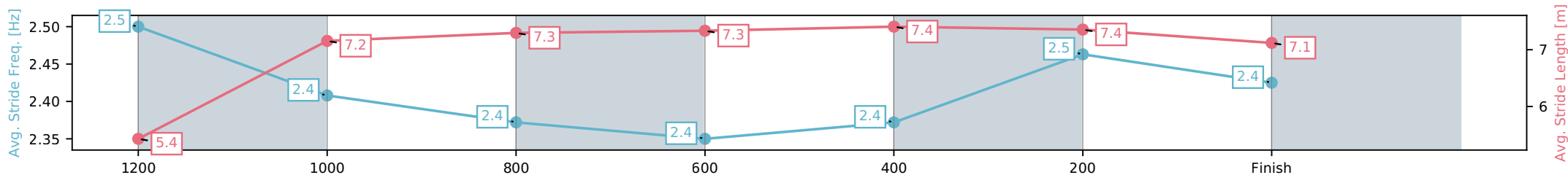
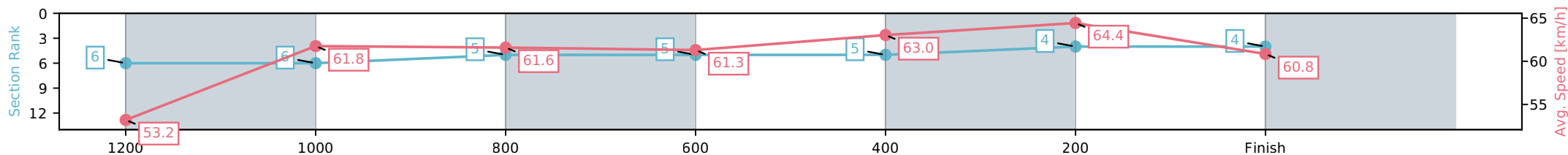
Horse/Jockey Name	Boom Boom Bella/Tahlia Fenlon
Finish Rank	6
Fastest Section Time (Section)	0:11.18 (400-200)
Top Speed [km/h] (Section)	65.0 (400-200)
Race State	Finished



Rockhampton QLD --Professional-2026-04-24
 Race 7: KORTE GROUP BENCHMARK 60 Handicap - 1300m
 24 April 2026 - 4:38PM
 Track Rating: Soft 5, Weather: Fine, Rail Position: +6m Entire Circuit



Section	L1300	L1200	L1000	L800	L600	L400	L200
Section Times	1:15.80 (0:06.45)	1:09.35 [6] (0:11.66)	0:57.70 [5] (0:11.62)	0:46.08 [5] (0:11.70)	0:34.38 [5] (0:11.43)	0:22.95 [4] (0:11.18)	0:11.77 [4] (0:11.77)
Average Speed [km/h]	53.2	61.8	61.6	61.3	63.0	64.4	60.8
Top Speed [km/h]	59.8	62.7	62.5	62.1	64.6	65.0	63.2
Avg. Dist. to Rail [m]	0.4	0.2	0.8	0.7	0.9	0.9	1.1
Avg. Stride Freq. [Hz]	2.5	2.4	2.4	2.4	2.4	2.5	2.4
Avg. Stride Length [m]	5.4	7.2	7.3	7.3	7.4	7.4	7.1



[] Ranking at each section and finish
 -:-:- No data available at this section
 NA No data available

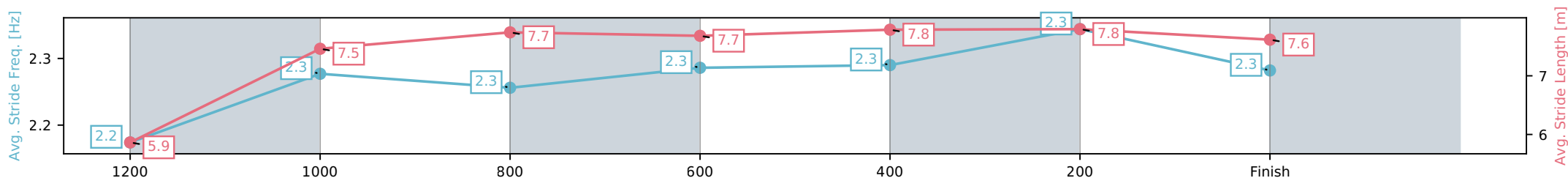
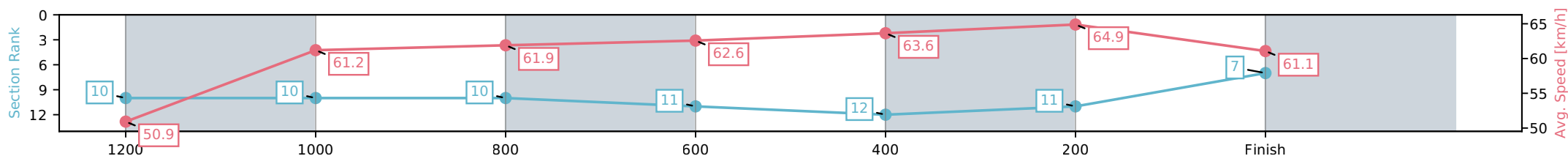
Horse/Jockey Name	Outback Bandit/Sean Cormack
Finish Rank	7
Fastest Section Time (Section)	0:11.10 (400-200)
Top Speed [km/h] (Section)	65.9 (400-200)
Race State	Finished



Rockhampton QLD --Professional-2026-04-24
 Race 7: KORTE GROUP BENCHMARK 60 Handicap - 1300m
 24 April 2026 - 4:38PM
 Track Rating: Soft 5, Weather: Fine, Rail Position: +6m Entire Circuit



Section	L1300	L1200	L1000	L800	L600	L400	L200
Section Times	1:16.00 (0:06.76)	1:09.24 [10] (0:11.81)	0:57.43 [10] (0:11.67)	0:45.76 [11] (0:11.62)	0:34.14 [12] (0:11.34)	0:22.80 [11] (0:11.10)	0:11.71 [7] (0:11.71)
Average Speed [km/h]	50.9	61.2	61.9	62.6	63.6	64.9	61.1
Top Speed [km/h]	57.5	62.9	62.8	63.1	64.8	65.9	63.1
Avg. Dist. to Rail [m]	7.2	2.5	0.8	1.3	3.3	6.0	8.8
Avg. Stride Freq. [Hz]	2.2	2.3	2.3	2.3	2.3	2.3	2.3
Avg. Stride Length [m]	5.9	7.5	7.7	7.7	7.8	7.8	7.6



[] Ranking at each section and finish
 -:-:- No data available at this section
 NA No data available

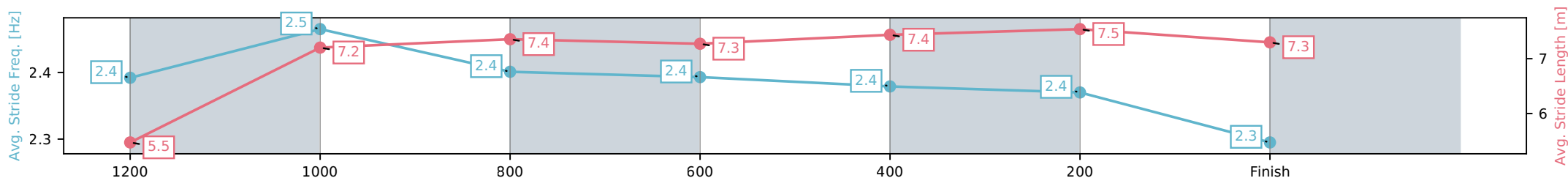
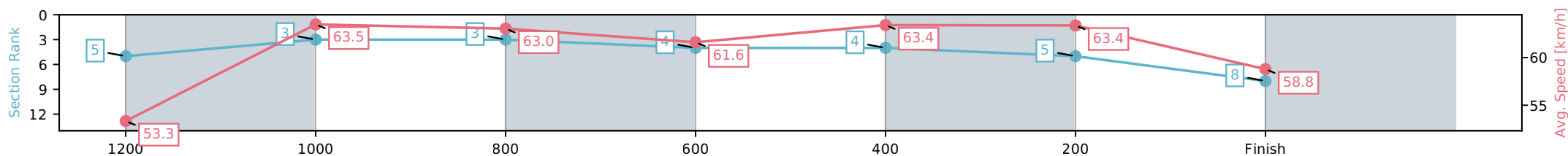
Horse/Jockey Name	Better Than Words/Amy Graham
Finish Rank	8
Fastest Section Time (Section)	0:11.36 (400-200)
Top Speed [km/h] (Section)	64.5 (1000-800)
Race State	Finished



Rockhampton QLD --Professional-2026-04-24
 Race 7: KORTE GROUP BENCHMARK 60 Handicap - 1300m
 24 April 2026 - 4:38PM
 Track Rating: Soft 5, Weather: Fine, Rail Position: +6m Entire Circuit



Section	L1300	L1200	L1000	L800	L600	L400	L200
Section Times	1:16.20 (0:06.42)	1:09.78 [3] (0:11.39)	0:58.39 [3] (0:11.60)	0:46.79 [4] (0:11.91)	0:34.88 [4] (0:11.37)	0:23.51 [5] (0:11.36)	0:12.14 [8] (0:12.14)
Average Speed [km/h]	53.3	63.5	63.0	61.6	63.4	63.4	58.8
Top Speed [km/h]	61.7	64.4	64.5	62.9	64.3	64.2	61.0
Avg. Dist. to Rail [m]	6.2	3.0	2.6	2.4	3.3	3.9	6.3
Avg. Stride Freq. [Hz]	2.4	2.5	2.4	2.4	2.4	2.4	2.3
Avg. Stride Length [m]	5.5	7.2	7.4	7.3	7.4	7.5	7.3



- [] Ranking at each section and finish
- :-:- No data available at this section
- NA No data available

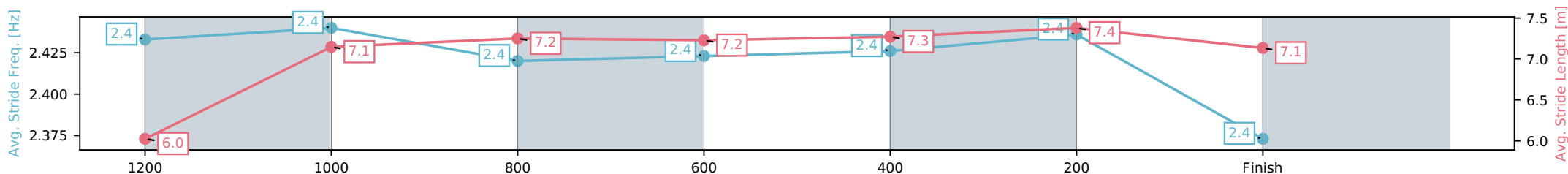
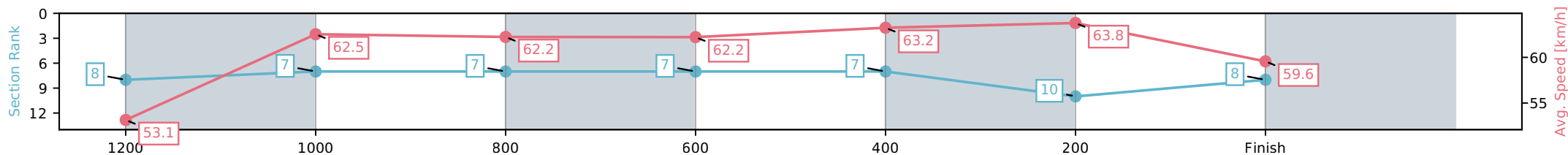
Horse/Jockey Name	Our Heart Throb/Cody Collis
Finish Rank	9
Fastest Section Time (Section)	0:11.28 (400-200)
Top Speed [km/h] (Section)	64.7 (400-200)
Race State	Finished



Rockhampton QLD --Professional-2026-04-24
 Race 7: KORTE GROUP BENCHMARK 60 Handicap - 1300m
 24 April 2026 - 4:38PM
 Track Rating: Soft 5, Weather: Fine, Rail Position: +6m Entire Circuit



Section	L1300	L1200	L1000	L800	L600	L400	L200
Section Times	1:16.20 (0:06.71)	1:09.49 [7] (0:11.54)	0:57.95 [7] (0:11.64)	0:46.31 [7] (0:11.67)	0:34.64 [7] (0:11.40)	0:23.24 [10] (0:11.28)	0:11.96 [8] (0:11.96)
Average Speed [km/h]	53.1	62.5	62.2	62.2	63.2	63.8	59.6
Top Speed [km/h]	60.2	63.8	63.9	63.7	64.6	64.7	61.7
Avg. Dist. to Rail [m]	3.2	1.6	1.1	1.1	1.8	3.3	3.6
Avg. Stride Freq. [Hz]	2.4	2.4	2.4	2.4	2.4	2.4	2.4
Avg. Stride Length [m]	6.0	7.1	7.2	7.2	7.3	7.4	7.1



- [] Ranking at each section and finish
- :-:- No data available at this section
- NA No data available

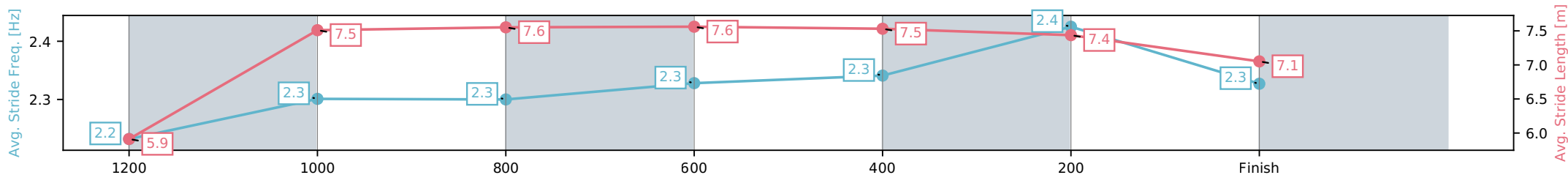
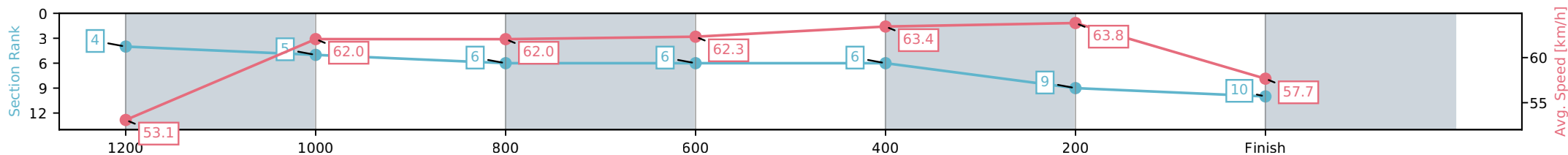
Horse/Jockey Name	Victory's Ghost/Warwick Satherley
Finish Rank	10
Fastest Section Time (Section)	0:11.29 (400-200)
Top Speed [km/h] (Section)	65.8 (400-200)
Race State	Finished



Rockhampton QLD --Professional-2026-04-24
 Race 7: KORTE GROUP BENCHMARK 60 Handicap - 1300m
 24 April 2026 - 4:38PM
 Track Rating: Soft 5, Weather: Fine, Rail Position: +6m Entire Circuit



Section	L1300	L1200	L1000	L800	L600	L400	L200
Section Times	1:16.50 (0:06.41)	1:10.09 [5] (0:11.62)	0:58.47 [6] (0:11.70)	0:46.77 [6] (0:11.76)	0:35.01 [6] (0:11.36)	0:23.64 [9] (0:11.29)	0:12.36 [10] (0:12.36)
Average Speed [km/h]	53.1	62.0	62.0	62.3	63.4	63.8	57.7
Top Speed [km/h]	59.8	63.0	64.0	64.0	65.2	65.8	60.6
Avg. Dist. to Rail [m]	2.0	1.5	1.5	2.3	2.7	5.2	7.2
Avg. Stride Freq. [Hz]	2.2	2.3	2.3	2.3	2.3	2.4	2.3
Avg. Stride Length [m]	5.9	7.5	7.6	7.6	7.5	7.4	7.1



- [] Ranking at each section and finish
- :-:- No data available at this section
- NA No data available

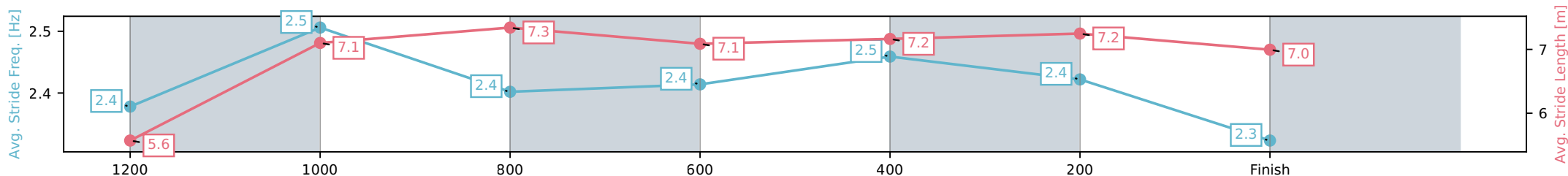
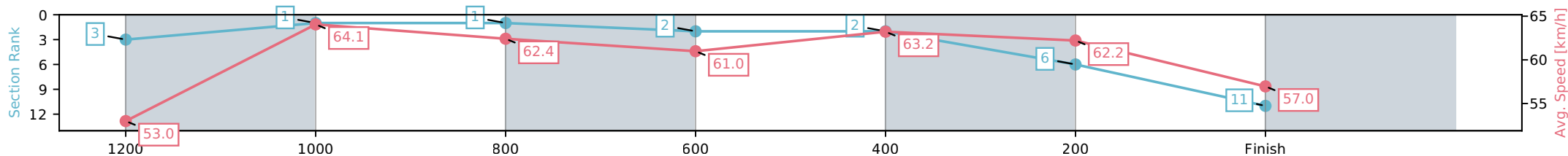
Horse/Jockey Name	All Business/Paul Hamblin
Finish Rank	11
Fastest Section Time (Section)	0:11.31 (1200-1000)
Top Speed [km/h] (Section)	65.0 (1200-1000)
Race State	Finished



Rockhampton QLD --Professional-2026-04-24
 Race 7: KORTE GROUP BENCHMARK 60 Handicap - 1300m
 24 April 2026 - 4:38PM
 Track Rating: Soft 5, Weather: Fine, Rail Position: +6m Entire Circuit



Section	L1300	L1200	L1000	L800	L600	L400	L200
Section Times	1:16.70 (0:06.37)	1:10.33 [1] (0:11.31)	0:59.02 [1] (0:11.57)	0:47.44 [2] (0:11.88)	0:35.56 [2] (0:11.40)	0:24.17 [6] (0:11.57)	0:12.60 [11] (0:12.60)
Average Speed [km/h]	53.0	64.1	62.4	61.0	63.2	62.2	57.0
Top Speed [km/h]	60.0	65.0	64.1	62.4	64.5	64.1	61.0
Avg. Dist. to Rail [m]	9.6	4.7	1.3	0.9	2.1	1.5	3.3
Avg. Stride Freq. [Hz]	2.4	2.5	2.4	2.4	2.5	2.4	2.3
Avg. Stride Length [m]	5.6	7.1	7.3	7.1	7.2	7.2	7.0



- [] Ranking at each section and finish
- :-:- No data available at this section
- NA No data available

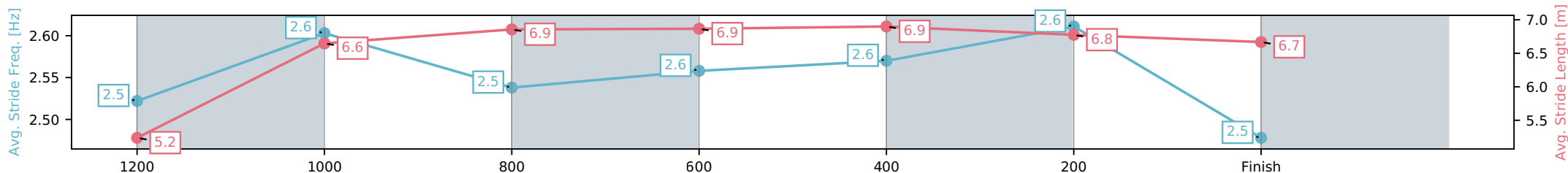
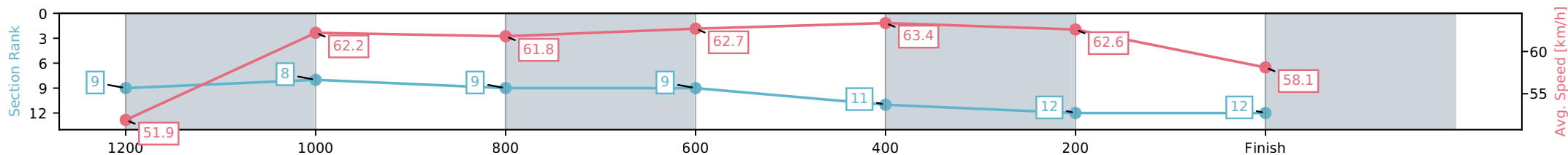
Horse/Jockey Name	Bavarian Lady/Raul Silvera Olivera
Finish Rank	12
Fastest Section Time (Section)	0:11.39 (600-400)
Top Speed [km/h] (Section)	64.6 (800-600)
Race State	Finished



Rockhampton QLD --Professional-2026-04-24
 Race 7: KORTE GROUP BENCHMARK 60 Handicap - 1300m
 24 April 2026 - 4:38PM
 Track Rating: Soft 5, Weather: Fine, Rail Position: +6m Entire Circuit



Section	L1300	L1200	L1000	L800	L600	L400	L200
Section Times	1:16.90 (0:06.71)	1:10.19 [8] (0:11.59)	0:58.60 [9] (0:11.75)	0:46.85 [9] (0:11.74)	0:35.11 [11] (0:11.39)	0:23.72 [12] (0:11.50)	0:12.21 [12] (0:12.21)
Average Speed [km/h]	51.9	62.2	61.8	62.7	63.4	62.6	58.1
Top Speed [km/h]	59.4	63.2	63.3	64.6	64.2	64.0	60.1
Avg. Dist. to Rail [m]	3.6	1.4	1.3	2.9	5.2	8.3	7.9
Avg. Stride Freq. [Hz]	2.5	2.6	2.5	2.6	2.6	2.6	2.5
Avg. Stride Length [m]	5.2	6.6	6.9	6.9	6.9	6.8	6.7



[] Ranking at each section and finish
 -:-:- No data available at this section
 NA No data available