



Toowoomba QLD

Race 1: PLATINUM GLASS & SECURITY BENCHMARK 70 Handicap - 1000m

25 April 2026 - 5:22PM

Track Rating: Good 4, Weather: Fine, Rail Position: +3m Entire Circuit



Field Times (Race Tempo) 0:59.78 0:45.00 0:34.05 0:23.02 0:11.71
 (0:14.78) (0:10.95) (0:11.04) (0:11.31) (0:11.71)

Rank	TAB#	Horse	Overall Time	First 400m	Top Speed km/h (Section)	L1000	L800	L600	L400	L200			
	(BAR#)	Jockey	Margin (DT-W)	Last 600m	Fastest Section (Time)	Start - 800	800 - 600	600 - 400	400 - 200	200 - Finish			
1	8	Thundering Soul	0:59.78	0:25.72	67.6 (800-600)	0:59.78	0:44.84 [4]	0:34.06 [1]	0:23.02 [1]	0:11.71 [1]			
	(5)	Chloe Lowe		0:34.06	800-600 (0:10.78)	(0:14.94)	(0:10.78)	(0:11.04)	(0:11.31)	(0:11.71)			
2	10	Amenophis	1:00.08	0:26.18	66.2 (800-600)	1:00.08	0:45.08 [5]	0:33.90 [5]	0:22.67 [5]	0:11.44 [4]			
	(2)	Fred Larson	1.8L (+4)	0:33.89	800-600 (0:11.18)	(0:15.00)	(0:11.18)	(0:11.22)	(0:11.23)	(0:11.44)			
3	1	Revalene	1:00.14	0:26.40	65.8 (800-600)	1:00.14	0:44.78 [7]	0:33.74 [6]	0:22.55 [6]	0:11.34 [6]			
	(8)	McKenzie Apel	2.1L (-2)	0:33.73	800-600 (0:11.04)	(0:15.36)	(0:11.04)	(0:11.19)	(0:11.20)	(0:11.34)			
4	9	Command Approved	1:00.31	0:25.91	66.9 (600-400)	1:00.31	0:45.40 [2]	0:34.41 [2]	0:23.52 [2]	0:12.03 [2]			
	(3)	Gary Geran	3.1L (+4)	0:34.41	600-400 (0:10.89)	(0:14.91)	(0:11.00)	(0:10.89)	(0:11.49)	(0:12.03)			
5	7	Warilla Gorilla	1:00.44	0:25.98	65.2 (600-400)	1:00.44	0:45.66 [1]	0:34.46 [3]	0:23.13 [3]	0:11.85 [3]			
	(4)	Ashley Butler	3.9L (-2)	0:34.46	800-600 (0:11.20)	(0:14.78)	(0:11.20)	(0:11.33)	(0:11.28)	(0:11.85)			
6	3	Heroic Miss	1:00.50	0:26.07	64.9 (800-600)	1:00.50	0:45.57 [3]	0:34.43 [4]	0:23.12 [4]	0:11.73 [5]			
	(1)	Courtney Bellamy	4.2L (-2)	0:34.43	800-600 (0:11.14)	(0:14.93)	(0:11.14)	(0:11.31)	(0:11.39)	(0:11.73)			
7	11	Indy Rose Warrior	1:00.90	0:26.39	65.8 (800-600)	1:00.90	0:45.71 [6]	0:34.50 [6]	0:23.08 [7]	0:11.70 [7]			
	(6)	Stacey Callow	6.6L (+1)	0:34.50	800-600 (0:11.20)	(0:15.19)	(0:11.20)	(0:11.42)	(0:11.38)	(0:11.70)			

Scratched: Gitalong (#2), Never Say Nay (#4), Outweighed (#5), Jemeldi (#6), Charmed Passage (#12)

Report Created: Sat 25 April 2026

(Note: Races are conducted over an approximate distance as close as possible to the advertised distance, and recorded data may vary accordingly. Official times refer to race times only and do not include handicap times.)

[] Position in running at each section and finish TAB# Saddle cloth number

-:--:-- No data available at this section

NA No data available

DNT Did not track

BAR# Barrier/Gate Position

DNF Did not finish

DT-W Distance travelled compared to winner in metres

Fastest split

Fastest section

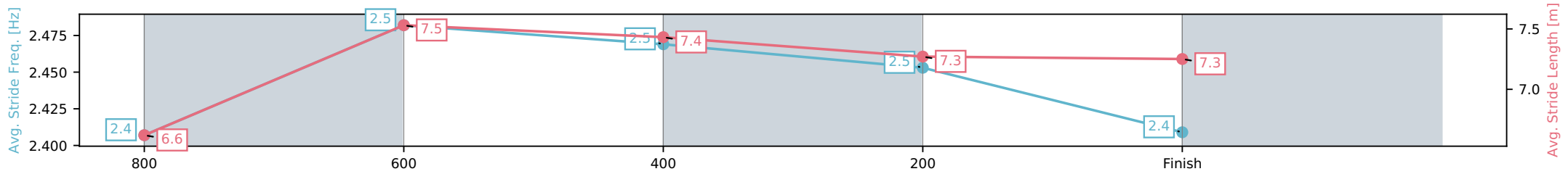
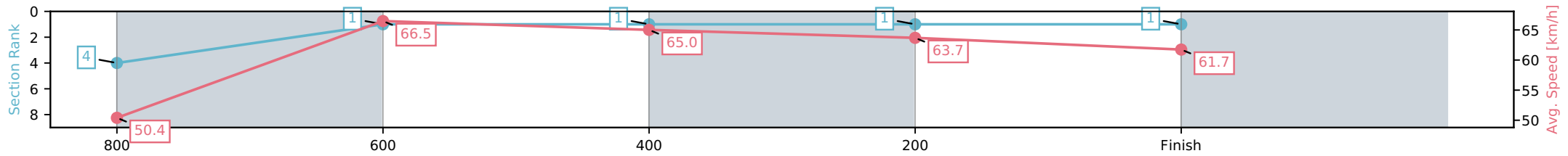
Horse/Jockey Name	Thundering Soul/Chloe Lowe
Finish Rank	1
Fastest Section Time (Section)	0:10.78 (800-600)
Top Speed [km/h] (Section)	67.6 (800-600)
Race State	Finished



Toowoomba QLD --Professional-2026-04-25
 Race 1: PLATINUM GLASS & SECURITY BENCHMARK 70
 Handicap - 1000m
 25 April 2026 - 5:22PM
 Track Rating: Good 4, Weather: Fine, Rail Position: +3m Entire Circuit



Section	L1000	L800	L600	L400	L200
Section Times	0:59.78 (0:14.94)	0:44.84 [1] (0:10.78)	0:34.06 [1] (0:11.04)	0:23.02 [1] (0:11.31)	0:11.71 [1] (0:11.71)
Average Speed [km/h]	50.4	66.5	65.0	63.7	61.7
Top Speed [km/h]	65.5	67.6	66.1	64.3	63.4
Avg. Dist. to Rail [m]	4.0	0.9	0.8	0.6	0.5
Avg. Stride Freq. [Hz]	2.4	2.5	2.5	2.5	2.4
Avg. Stride Length [m]	6.6	7.5	7.4	7.3	7.3



[] Ranking at each section and finish
 -:-:- No data available at this section
 NA No data available

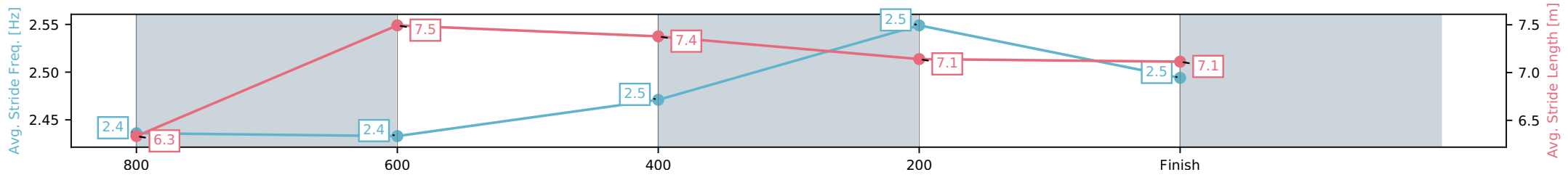
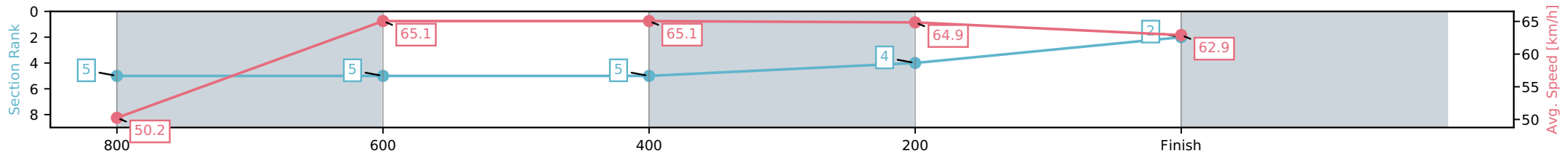
Horse/Jockey Name	Amenophis/Fred Larson
Finish Rank	2
Fastest Section Time (Section)	0:11.18 (800-600)
Top Speed [km/h] (Section)	66.2 (800-600)
Race State	Finished



Toowoomba QLD --Professional-2026-04-25
 Race 1: PLATINUM GLASS & SECURITY BENCHMARK 70
 Handicap - 1000m
 25 April 2026 - 5:22PM
 Track Rating: Good 4, Weather: Fine, Rail Position: +3m Entire Circuit



Section	L1000	L800	L600	L400	L200
Section Times	1:00.08 (0:15.00)	0:45.08 [5] (0:11.18)	0:33.90 [5] (0:11.22)	0:22.67 [4] (0:11.23)	0:11.44 [2] (0:11.44)
Average Speed [km/h]	50.2	65.1	65.1	64.9	62.9
Top Speed [km/h]	64.1	66.2	65.6	65.7	64.0
Avg. Dist. to Rail [m]	4.7	3.0	2.6	3.8	5.1
Avg. Stride Freq. [Hz]	2.4	2.4	2.5	2.5	2.5
Avg. Stride Length [m]	6.3	7.5	7.4	7.1	7.1



[] Ranking at each section and finish
 -.-.- No data available at this section
 NA No data available

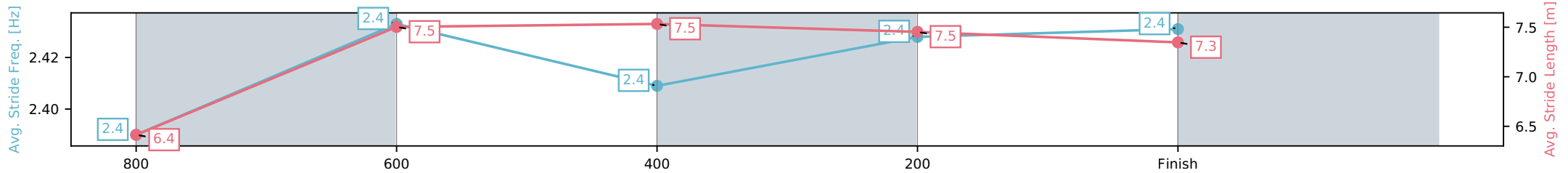
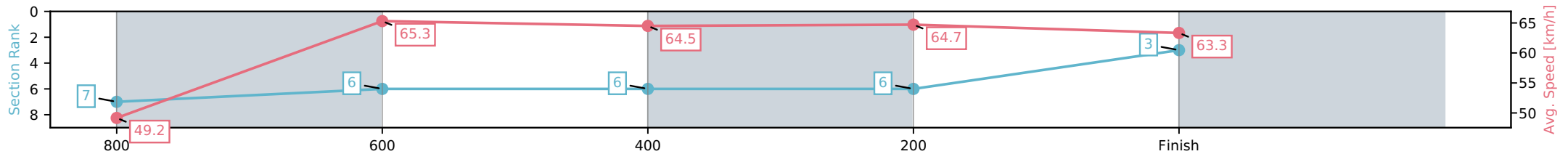
Horse/Jockey Name	Revalene/McKenzie Apel
Finish Rank	3
Fastest Section Time (Section)	0:11.04 (800-600)
Top Speed [km/h] (Section)	65.8 (800-600)
Race State	Finished



Toowoomba QLD --Professional-2026-04-25
 Race 1: PLATINUM GLASS & SECURITY BENCHMARK 70
 Handicap - 1000m
 25 April 2026 - 5:22PM
 Track Rating: Good 4, Weather: Fine, Rail Position: +3m Entire Circuit



Section	L1000	L800	L600	L400	L200
Section Times	1:00.14 (0:15.36)	0:44.78 [6] (0:11.04)	0:33.74 [6] (0:11.19)	0:22.55 [6] (0:11.20)	0:11.34 [3] (0:11.34)
Average Speed [km/h]	49.2	65.3	64.5	64.7	63.3
Top Speed [km/h]	64.0	65.8	65.6	65.3	64.5
Avg. Dist. to Rail [m]	6.0	0.5	0.6	2.8	5.3
Avg. Stride Freq. [Hz]	2.4	2.4	2.4	2.4	2.4
Avg. Stride Length [m]	6.4	7.5	7.5	7.5	7.3



- [] Ranking at each section and finish
- :-:- No data available at this section
- NA No data available

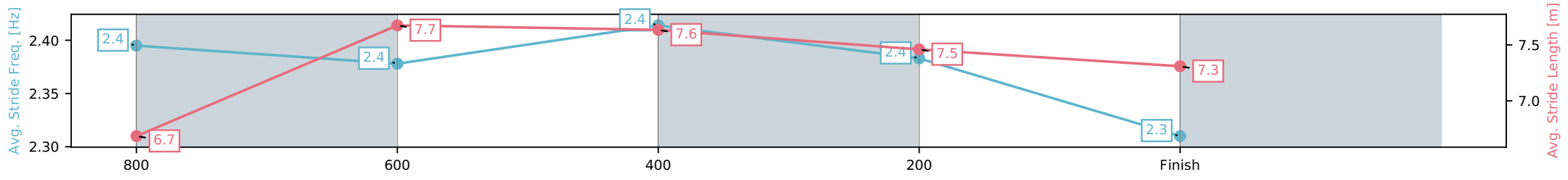
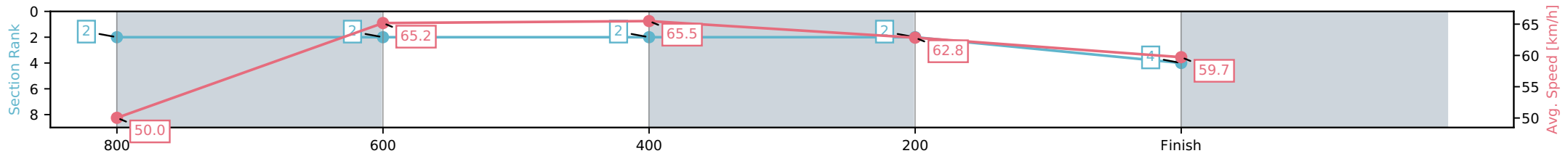
Horse/Jockey Name	Command Approved/Gary Geran
Finish Rank	4
Fastest Section Time (Section)	0:10.89 (600-400)
Top Speed [km/h] (Section)	66.9 (600-400)
Race State	Finished



Toowoomba QLD --Professional-2026-04-25
 Race 1: PLATINUM GLASS & SECURITY BENCHMARK 70
 Handicap - 1000m
 25 April 2026 - 5:22PM
 Track Rating: Good 4, Weather: Fine, Rail Position: +3m Entire Circuit



Section	L1000	L800	L600	L400	L200
Section Times	1:00.31 (0:14.91)	0:45.40 [2] (0:11.00)	0:34.41 [2] (0:10.89)	0:23.52 [2] (0:11.49)	0:12.03 [4] (0:12.03)
Average Speed [km/h]	50.0	65.2	65.5	62.8	59.7
Top Speed [km/h]	63.6	66.0	66.9	64.6	61.0
Avg. Dist. to Rail [m]	3.7	1.8	1.9	1.4	3.0
Avg. Stride Freq. [Hz]	2.4	2.4	2.4	2.4	2.3
Avg. Stride Length [m]	6.7	7.7	7.6	7.5	7.3



[] Ranking at each section and finish
 -:-:- No data available at this section
 NA No data available

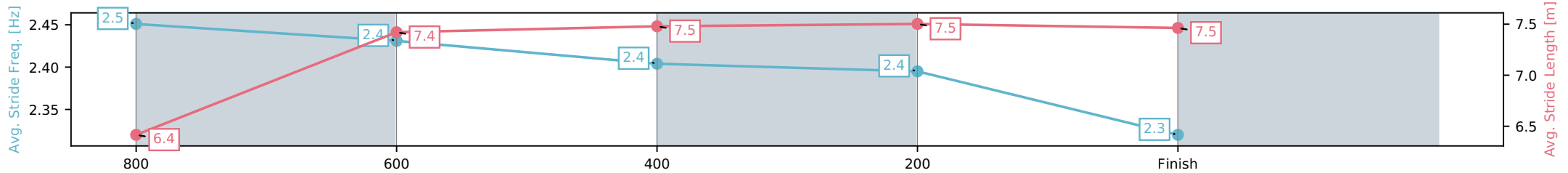
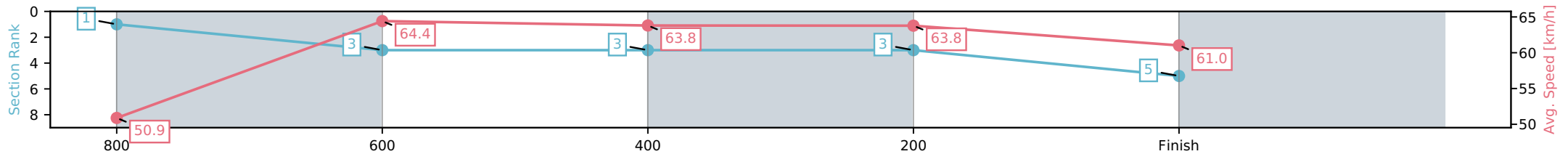
Horse/Jockey Name	Warilla Gorilla/Ashley Butler
Finish Rank	5
Fastest Section Time (Section)	0:11.20 (800-600)
Top Speed [km/h] (Section)	65.2 (600-400)
Race State	Finished



Toowoomba QLD --Professional-2026-04-25
 Race 1: PLATINUM GLASS & SECURITY BENCHMARK 70
 Handicap - 1000m
 25 April 2026 - 5:22PM
 Track Rating: Good 4, Weather: Fine, Rail Position: +3m Entire Circuit



Section	L1000	L800	L600	L400	L200
Section Times	1:00.44 (0:14.78)	0:45.66 [3] (0:11.20)	0:34.46 [3] (0:11.33)	0:23.13 [3] (0:11.28)	0:11.85 [5] (0:11.85)
Average Speed [km/h]	50.9	64.4	63.8	63.8	61.0
Top Speed [km/h]	64.6	64.8	65.2	64.8	63.2
Avg. Dist. to Rail [m]	4.3	1.0	0.8	0.6	1.9
Avg. Stride Freq. [Hz]	2.5	2.4	2.4	2.4	2.3
Avg. Stride Length [m]	6.4	7.4	7.5	7.5	7.5



[] Ranking at each section and finish
 -:-:- No data available at this section
 NA No data available

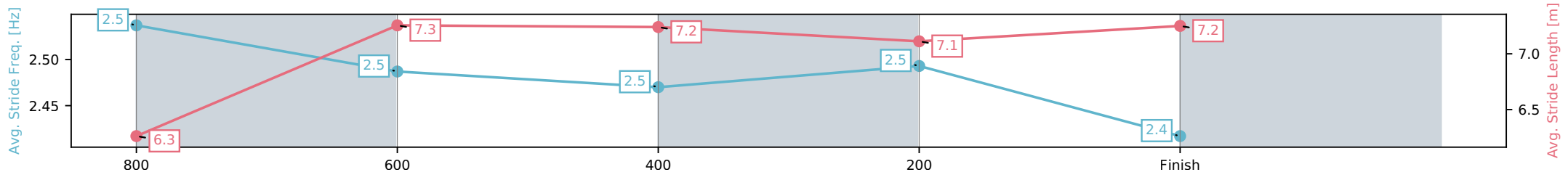
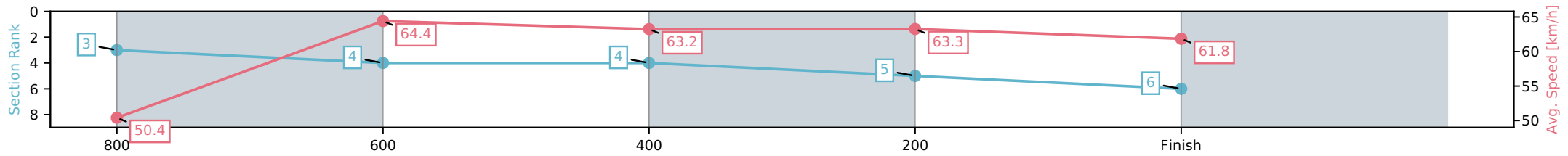
Horse/Jockey Name	Heroic Miss/Courtney Bellamy
Finish Rank	6
Fastest Section Time (Section)	0:11.14 (800-600)
Top Speed [km/h] (Section)	64.9 (800-600)
Race State	Finished



Toowoomba QLD --Professional-2026-04-25
 Race 1: PLATINUM GLASS & SECURITY BENCHMARK 70
 Handicap - 1000m
 25 April 2026 - 5:22PM
 Track Rating: Good 4, Weather: Fine, Rail Position: +3m Entire Circuit



Section	L1000	L800	L600	L400	L200
Section Times	1:00.50 (0:14.93)	0:45.57 [4] (0:11.14)	0:34.43 [4] (0:11.31)	0:23.12 [5] (0:11.39)	0:11.73 [6] (0:11.73)
Average Speed [km/h]	50.4	64.4	63.2	63.3	61.8
Top Speed [km/h]	64.7	64.9	64.6	63.6	63.6
Avg. Dist. to Rail [m]	2.3	1.1	1.0	0.4	0.4
Avg. Stride Freq. [Hz]	2.5	2.5	2.5	2.5	2.4
Avg. Stride Length [m]	6.3	7.3	7.2	7.1	7.2



[] Ranking at each section and finish
 -:-:- No data available at this section
 NA No data available

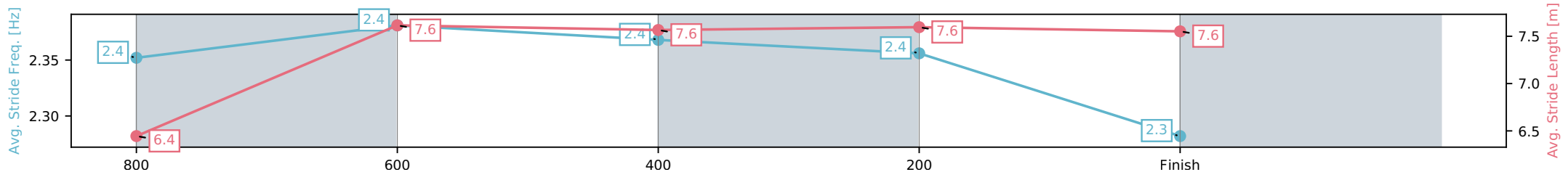
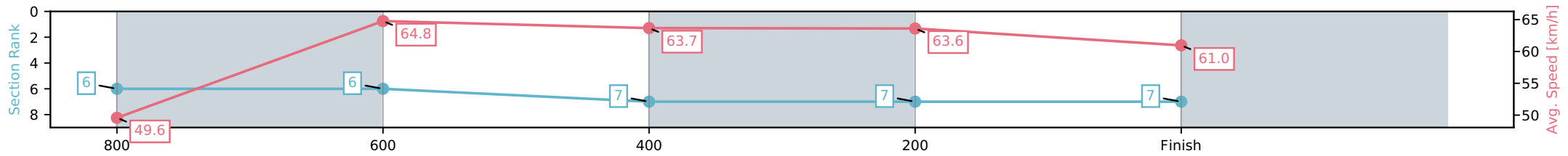
Horse/Jockey Name	Indy Rose Warrior/Stacey Callow
Finish Rank	7
Fastest Section Time (Section)	0:11.20 (800-600)
Top Speed [km/h] (Section)	65.8 (800-600)
Race State	Finished



Toowoomba QLD --Professional-2026-04-25
 Race 1: PLATINUM GLASS & SECURITY BENCHMARK 70
 Handicap - 1000m
 25 April 2026 - 5:22PM
 Track Rating: Good 4, Weather: Fine, Rail Position: +3m Entire Circuit



Section	L1000	L800	L600	L400	L200
Section Times	1:00.90 (0:15.19)	0:45.71 [6] (0:11.20)	0:34.50 [7] (0:11.42)	0:23.08 [7] (0:11.38)	0:11.70 [7] (0:11.70)
Average Speed [km/h]	49.6	64.8	63.7	63.6	61.0
Top Speed [km/h]	63.3	65.8	65.1	64.5	62.1
Avg. Dist. to Rail [m]	6.0	2.5	2.0	2.0	2.9
Avg. Stride Freq. [Hz]	2.4	2.4	2.4	2.4	2.3
Avg. Stride Length [m]	6.4	7.6	7.6	7.6	7.6



[] Ranking at each section and finish
 -:-:- No data available at this section
 NA No data available



Toowoomba QLD

Race 2: 1EQUINE - FOR THE EQUINE ATHLETE BENCHMARK 75 Handicap - 1300m

25 April 2026 - 5:58PM



Track Rating: Good 4, Weather: Fine, Rail Position: +3m Entire Circuit

Field Times (Race Tempo) 1:19.24 (0:08.49) 1:10.75 (0:11.47) 0:59.28 (0:11.35) 0:47.93 (0:11.74) 0:36.19 (0:11.77) 0:24.42 (0:12.05) 0:12.37 (0:12.37)

Rank	TAB#	Horse	Overall Time	First 400m	Top Speed km/h (Section)	L1300	L1200	L1000	L800	L600	L400	L200	
	(BAR#)	Jockey	Margin (DT-W)	Last 600m	Fastest Section (Time)	Start - 1200	1200 - 1000	1000 - 800	800 - 600	600 - 400	400 - 200	200 - Finish	
1	4	The Deputy	1:19.24	0:26.17	64.0 (1000-800)	1:19.24	1:10.45 [3]	0:58.75 [7]	0:47.25 [7]	0:35.46 [7]	0:23.56 [7]	0:11.93 [2]	
	(2)	Kelsey Lenton		0:35.46	1000-800 (0:11.50)	(0:08.79)	(0:11.70)	(0:11.50)	(0:11.79)	(0:11.89)	(0:11.64)	(0:11.93)	
2	2	Rejoiced	1:19.47	0:25.58	64.8 (1200-1000)	1:19.47	1:10.98 [1]	0:59.51 [1]	0:48.16 [1]	0:36.42 [1]	0:24.65 [1]	0:12.60 [1]	
	(6)	Chloe Lowe	1.4L (-8)	0:36.42	1000-800 (0:11.35)	(0:08.49)	(0:11.47)	(0:11.35)	(0:11.74)	(0:11.77)	(0:12.05)	(0:12.60)	
3	8	Blantons Run	1:19.83	0:26.66	63.3 (1000-800)	1:19.83	1:10.69 [7]	0:58.89 [8]	0:47.42 [8]	0:35.86 [8]	0:24.17 [6]	0:12.18 [3]	
	(5)	Courtney Bellamy	3.5L (-3)	0:35.86	1000-800 (0:11.48)	(0:09.14)	(0:11.79)	(0:11.48)	(0:11.55)	(0:11.69)	(0:11.99)	(0:12.18)	
4	9	Dream Lantern	1:20.37	0:26.13	64.2 (1200-1000)	1:20.37	1:11.46 [5]	0:59.92 [6]	0:48.58 [6]	0:36.87 [4]	0:25.08 [3]	0:12.55 [5]	
	(1)	Fred Larson	6.7L (-7)	0:36.87	1000-800 (0:11.34)	(0:08.91)	(0:11.54)	(0:11.34)	(0:11.71)	(0:11.79)	(0:12.53)	(0:12.55)	
5	3	Beau Witness	1:21.26	0:25.91	66.4 (1200-1000)	1:21.26	1:12.07 [8]	1:00.96 [5]	0:49.48 [5]	0:37.70 [6]	0:25.54 [8]	0:13.17 [7]	
	(8)	Stacey Callow	11.9L (+6)	0:37.70	1200-1000 (0:11.11)	(0:09.19)	(0:11.11)	(0:11.49)	(0:11.78)	(0:12.16)	(0:12.37)	(0:13.17)	
6	11	Wowit's Willywonka	1:21.39	0:25.69	65.1 (1200-1000)	1:21.39	1:12.53 [4]	1:01.32 [2]	0:49.88 [2]	0:38.03 [2]	0:25.89 [5]	0:13.12 [8]	
	(4)	Kenji Yoshida	12.7L (-5)	0:38.02	1200-1000 (0:11.20)	(0:08.86)	(0:11.20)	(0:11.45)	(0:11.85)	(0:12.14)	(0:12.76)	(0:13.12)	
7	7	Big Boy George	1:21.61	0:25.91	64.3 (1200-1000)	1:21.61	1:13.04 [2]	1:01.40 [3]	0:49.83 [4]	0:38.11 [5]	0:26.19 [4]	0:13.84 [4]	
	(7)	Michael Murphy	14.0L (-5)	0:38.10	1000-800 (0:11.57)	(0:08.58)	(0:11.64)	(0:11.57)	(0:11.72)	(0:11.92)	(0:12.34)	(0:13.84)	
8	6	Trapeze Warrior	1:21.73	0:25.89	65.4 (1000-800)	1:21.73	1:12.75 [6]	1:01.46 [4]	0:50.06 [3]	0:38.36 [3]	0:26.46 [2]	0:13.88 [6]	
	(3)	Gary Geran	14.7L (-2)	0:38.36	1200-1000 (0:11.29)	(0:08.98)	(0:11.29)	(0:11.40)	(0:11.70)	(0:11.90)	(0:12.58)	(0:13.88)	

Scratched: Chayse 'N' Artie (#1), Downey (#5), Toroness (#10)

Report Created: Sat 25 April 2026

(Note: Races are conducted over an approximate distance as close as possible to the advertised distance, and recorded data may vary accordingly. Official times refer to race times only and do not include handicap times.)

[] Position in running at each section and finish TAB# Saddle cloth number

Fastest split

-:--:-- No data available at this section

BAR# Barrier/Gate Position

Fastest section

NA No data available

DNF Did not finish

DNT Did not track

DT-W Distance travelled compared to winner in metres

Horse/Jockey Name	The Deputy/Kelsey Lenton
Finish Rank	1
Fastest Section Time (Section)	0:11.50 (1000-800)
Top Speed [km/h] (Section)	64.0 (1000-800)
Race State	Finished



Toowoomba QLD --Professional-2026-04-25

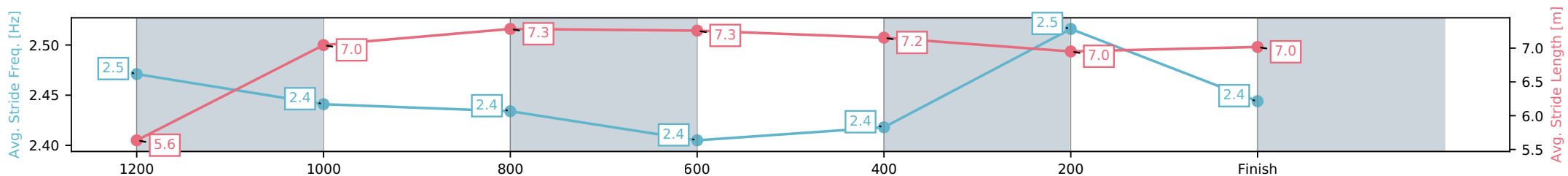
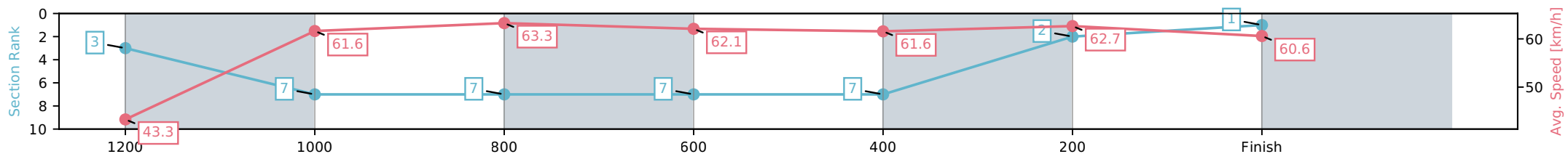
Race 2: 1EQUINE - FOR THE EQUINE ATHLETE
BENCHMARK 75 Handicap - 1300m



25 April 2026 - 5:58PM

Track Rating: Good 4, Weather: Fine, Rail Position: +3m Entire Circuit

Section	L1300	L1200	L1000	L800	L600	L400	L200
Section Times	1:19.24 (0:08.79)	1:10.45 [7] (0:11.70)	0:58.75 [7] (0:11.50)	0:47.25 [7] (0:11.79)	0:35.46 [7] (0:11.89)	0:23.56 [2] (0:11.64)	0:11.93 [1] (0:11.93)
Average Speed [km/h]	43.3	61.6	63.3	62.1	61.6	62.7	60.6
Top Speed [km/h]	60.4	62.9	64.0	63.1	62.6	63.2	61.7
Avg. Dist. to Rail [m]	5.9	4.3	3.6	4.7	3.4	3.8	4.0
Avg. Stride Freq. [Hz]	2.5	2.4	2.4	2.4	2.4	2.5	2.4
Avg. Stride Length [m]	5.6	7.0	7.3	7.3	7.2	7.0	7.0



[] Ranking at each section and finish
 -:-:- No data available at this section
 NA No data available

Horse/Jockey Name	Rejoiced/Chloe Lowe
Finish Rank	2
Fastest Section Time (Section)	0:11.35 (1000-800)
Top Speed [km/h] (Section)	64.8 (1200-1000)
Race State	Finished



Toowoomba QLD --Professional-2026-04-25

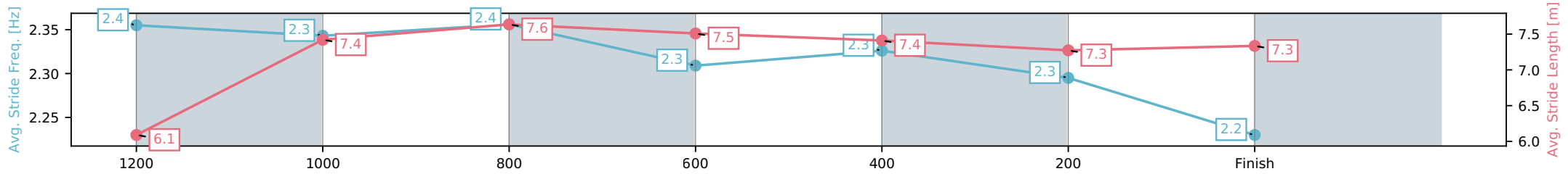
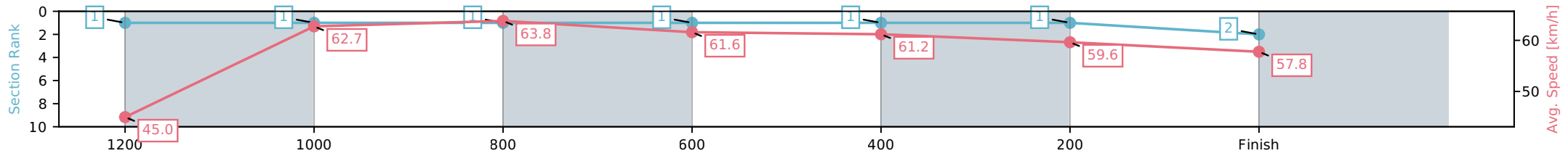
Race 2: 1EQUINE - FOR THE EQUINE ATHLETE
BENCHMARK 75 Handicap - 1300m



25 April 2026 - 5:58PM

Track Rating: Good 4, Weather: Fine, Rail Position: +3m Entire Circuit

Section	L1300	L1200	L1000	L800	L600	L400	L200
Section Times	1:19.47 (0:08.49)	1:10.98 [1] (0:11.47)	0:59.51 [1] (0:11.35)	0:48.16 [1] (0:11.74)	0:36.42 [1] (0:11.77)	0:24.65 [1] (0:12.05)	0:12.60 [2] (0:12.60)
Average Speed [km/h]	45.0	62.7	63.8	61.6	61.2	59.6	57.8
Top Speed [km/h]	60.6	64.8	64.7	62.9	62.5	60.1	58.9
Avg. Dist. to Rail [m]	7.5	1.9	1.6	1.2	0.4	0.5	0.7
Avg. Stride Freq. [Hz]	2.4	2.3	2.4	2.3	2.3	2.3	2.2
Avg. Stride Length [m]	6.1	7.4	7.6	7.5	7.4	7.3	7.3



[] Ranking at each section and finish
 -:-:- No data available at this section
 NA No data available

Horse/Jockey Name	Blantons Run/Courtney Bellamy
Finish Rank	3
Fastest Section Time (Section)	0:11.48 (1000-800)
Top Speed [km/h] (Section)	63.3 (1000-800)
Race State	Finished



Toowoomba QLD --Professional-2026-04-25

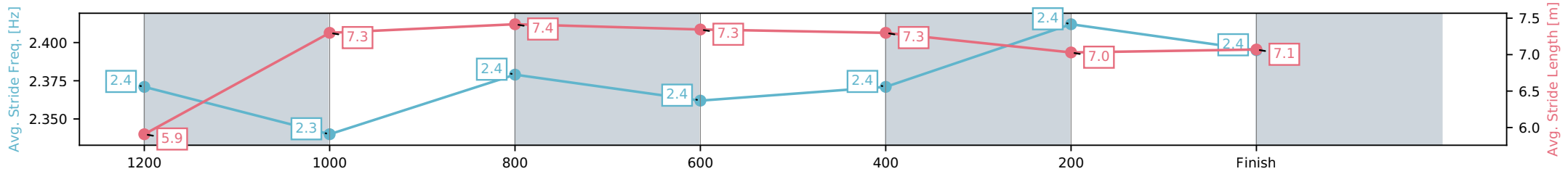
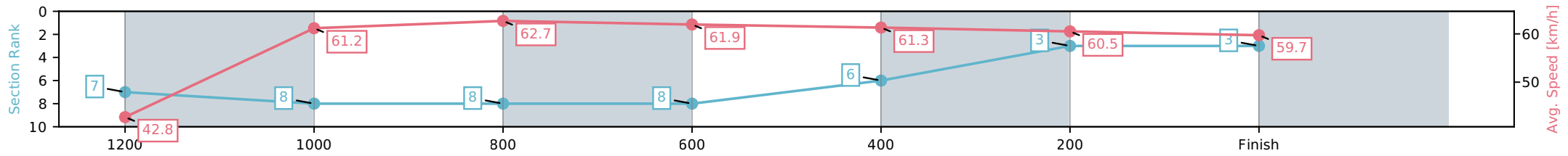
Race 2: 1EQUINE - FOR THE EQUINE ATHLETE
BENCHMARK 75 Handicap - 1300m



25 April 2026 - 5:58PM

Track Rating: Good 4, Weather: Fine, Rail Position: +3m Entire Circuit

Section	L1300	L1200	L1000	L800	L600	L400	L200
Section Times	1:19.83 (0:09.14)	1:10.69 [8] (0:11.79)	0:58.89 [8] (0:11.48)	0:47.42 [8] (0:11.55)	0:35.86 [6] (0:11.69)	0:24.17 [3] (0:11.99)	0:12.18 [3] (0:12.18)
Average Speed [km/h]	42.8	61.2	62.7	61.9	61.3	60.5	59.7
Top Speed [km/h]	59.5	62.0	63.3	62.7	62.2	61.5	61.7
Avg. Dist. to Rail [m]	7.3	2.9	0.8	1.3	1.1	3.2	2.7
Avg. Stride Freq. [Hz]	2.4	2.3	2.4	2.4	2.4	2.4	2.4
Avg. Stride Length [m]	5.9	7.3	7.4	7.3	7.3	7.0	7.1



[] Ranking at each section and finish
 -:-:- No data available at this section
 NA No data available

Horse/Jockey Name	Dream Lantern/Fred Larson
Finish Rank	4
Fastest Section Time (Section)	0:11.34 (1000-800)
Top Speed [km/h] (Section)	64.2 (1200-1000)
Race State	Finished



Toowoomba QLD --Professional-2026-04-25

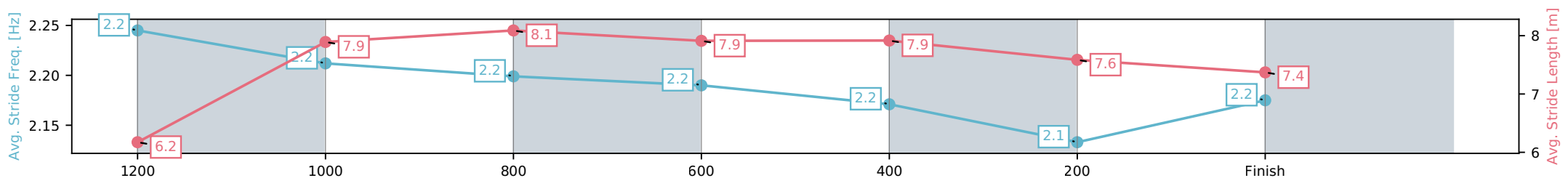
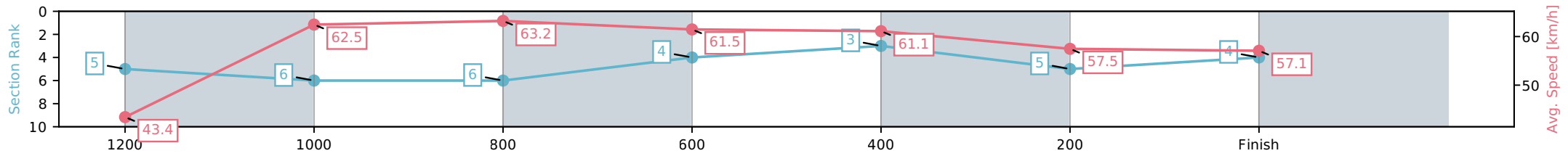
Race 2: 1EQUINE - FOR THE EQUINE ATHLETE
BENCHMARK 75 Handicap - 1300m



25 April 2026 - 5:58PM

Track Rating: Good 4, Weather: Fine, Rail Position: +3m Entire Circuit

Section	L1300	L1200	L1000	L800	L600	L400	L200
Section Times	1:20.37 (0:08.91)	1:11.46 [6] (0:11.54)	0:59.92 [6] (0:11.34)	0:48.58 [4] (0:11.71)	0:36.87 [3] (0:11.79)	0:25.08 [5] (0:12.53)	0:12.55 [4] (0:12.55)
Average Speed [km/h]	43.4	62.5	63.2	61.5	61.1	57.5	57.1
Top Speed [km/h]	61.6	64.2	64.0	62.7	62.6	59.6	58.0
Avg. Dist. to Rail [m]	4.0	0.6	1.2	0.5	0.6	0.6	1.9
Avg. Stride Freq. [Hz]	2.2	2.2	2.2	2.2	2.2	2.1	2.2
Avg. Stride Length [m]	6.2	7.9	8.1	7.9	7.9	7.6	7.4



[] Ranking at each section and finish
 -:-:- No data available at this section
 NA No data available

Horse/Jockey Name	Beau Witness/Stacey Callow
Finish Rank	5
Fastest Section Time (Section)	0:11.11 (1200-1000)
Top Speed [km/h] (Section)	66.4 (1200-1000)
Race State	Finished



Toowoomba QLD --Professional-2026-04-25

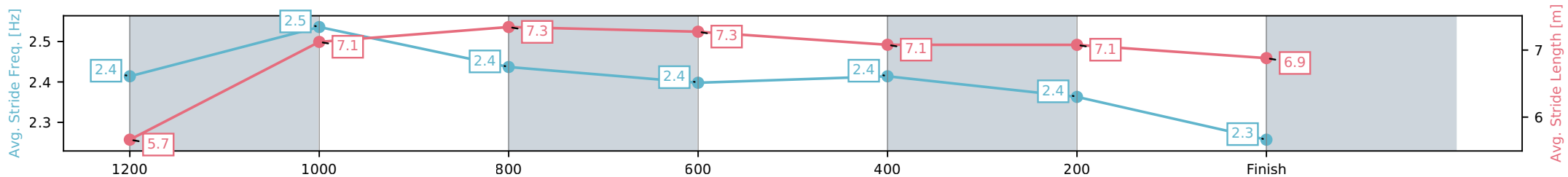
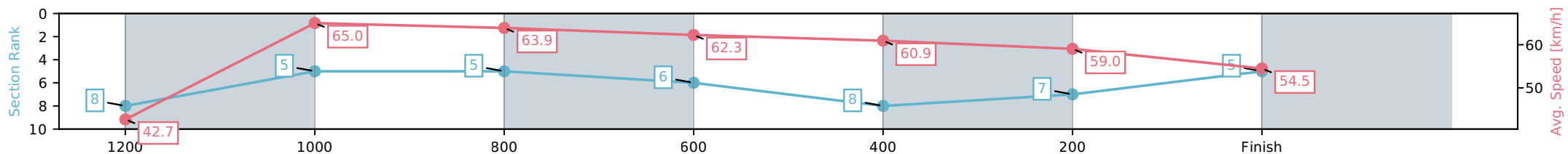
Race 2: 1EQUINE - FOR THE EQUINE ATHLETE
BENCHMARK 75 Handicap - 1300m



25 April 2026 - 5:58PM

Track Rating: Good 4, Weather: Fine, Rail Position: +3m Entire Circuit

Section	L1300	L1200	L1000	L800	L600	L400	L200
Section Times	1:21.26 (0:09.19)	1:12.07 [5] (0:11.11)	1:00.96 [5] (0:11.49)	0:49.48 [6] (0:11.78)	0:37.70 [8] (0:12.16)	0:25.54 [7] (0:12.37)	0:13.17 [5] (0:13.17)
Average Speed [km/h]	42.7	65.0	63.9	62.3	60.9	59.0	54.5
Top Speed [km/h]	60.5	66.4	65.2	64.5	62.6	60.7	56.7
Avg. Dist. to Rail [m]	11.2	6.5	5.5	5.6	5.6	3.6	3.3
Avg. Stride Freq. [Hz]	2.4	2.5	2.4	2.4	2.4	2.4	2.3
Avg. Stride Length [m]	5.7	7.1	7.3	7.3	7.1	7.1	6.9



- [] Ranking at each section and finish
- :-:- No data available at this section
- NA No data available

Horse/Jockey Name	Wowit's Willywonka/Kenji Yoshida
Finish Rank	6
Fastest Section Time (Section)	0:11.20 (1200-1000)
Top Speed [km/h] (Section)	65.1 (1200-1000)
Race State	Finished



Toowoomba QLD --Professional-2026-04-25

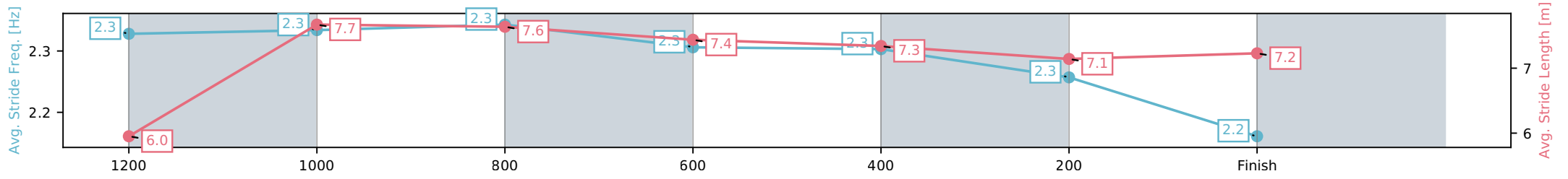
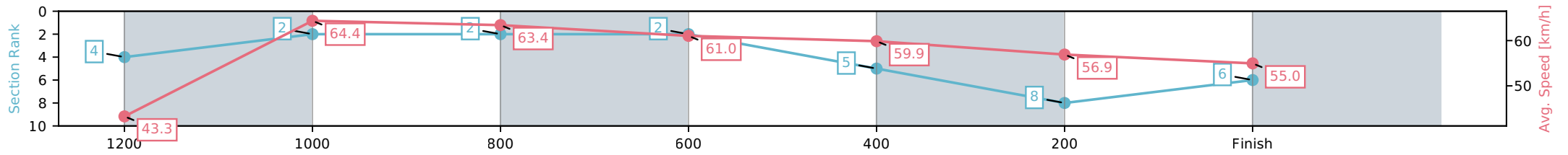
Race 2: 1EQUINE - FOR THE EQUINE ATHLETE
BENCHMARK 75 Handicap - 1300m



25 April 2026 - 5:58PM

Track Rating: Good 4, Weather: Fine, Rail Position: +3m Entire Circuit

Section	L1300	L1200	L1000	L800	L600	L400	L200
Section Times	1:21.39 (0:08.86)	1:12.53 [2] (0:11.20)	1:01.32 [2] (0:11.45)	0:49.88 [2] (0:11.85)	0:38.03 [5] (0:12.14)	0:25.89 [8] (0:12.76)	0:13.12 [6] (0:13.12)
Average Speed [km/h]	43.3	64.4	63.4	61.0	59.9	56.9	55.0
Top Speed [km/h]	60.9	65.1	64.8	62.5	61.0	59.3	56.9
Avg. Dist. to Rail [m]	6.1	3.6	2.8	1.6	1.8	2.5	2.1
Avg. Stride Freq. [Hz]	2.3	2.3	2.3	2.3	2.3	2.3	2.2
Avg. Stride Length [m]	6.0	7.7	7.6	7.4	7.3	7.1	7.2



[] Ranking at each section and finish
 -:-:- No data available at this section
 NA No data available

Horse/Jockey Name	Big Boy George/Michael Murphy
Finish Rank	7
Fastest Section Time (Section)	0:11.57 (1000-800)
Top Speed [km/h] (Section)	64.3 (1200-1000)
Race State	Finished



Toowoomba QLD --Professional-2026-04-25

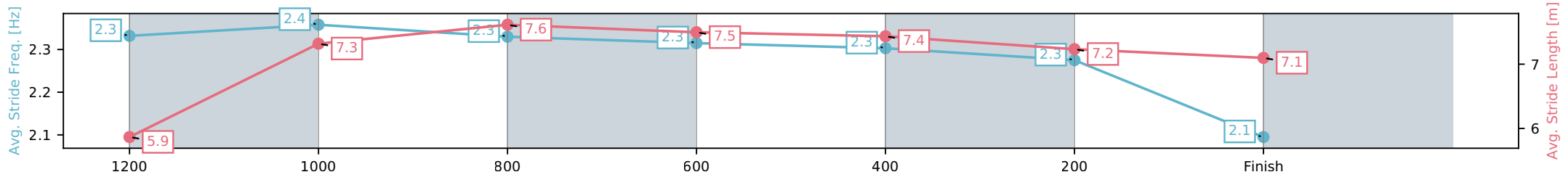
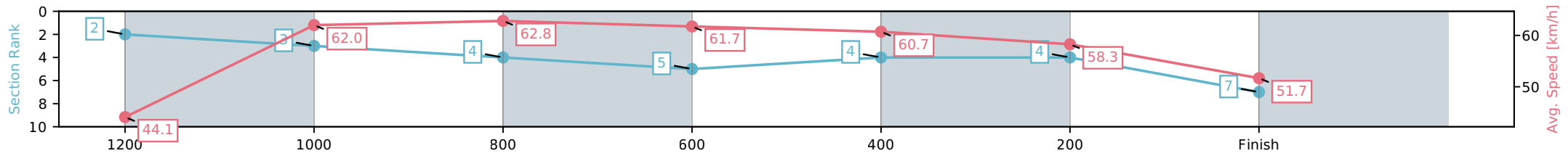
Race 2: 1EQUINE - FOR THE EQUINE ATHLETE
BENCHMARK 75 Handicap - 1300m



25 April 2026 - 5:58PM

Track Rating: Good 4, Weather: Fine, Rail Position: +3m Entire Circuit

Section	L1300	L1200	L1000	L800	L600	L400	L200
Section Times	1:21.61 (0:08.58)	1:13.04 [3] (0:11.64)	1:01.40 [4] (0:11.57)	0:49.83 [5] (0:11.72)	0:38.11 [4] (0:11.92)	0:26.19 [4] (0:12.34)	0:13.84 [7] (0:13.84)
Average Speed [km/h]	44.1	62.0	62.8	61.7	60.7	58.3	51.7
Top Speed [km/h]	59.0	64.3	64.1	62.2	61.9	59.4	56.4
Avg. Dist. to Rail [m]	9.6	3.4	2.8	1.5	1.1	0.5	0.7
Avg. Stride Freq. [Hz]	2.3	2.4	2.3	2.3	2.3	2.3	2.1
Avg. Stride Length [m]	5.9	7.3	7.6	7.5	7.4	7.2	7.1



[] Ranking at each section and finish
 -:-:- No data available at this section
 NA No data available

Horse/Jockey Name	Trapeze Warrior/Gary Geran
Finish Rank	8
Fastest Section Time (Section)	0:11.29 (1200-1000)
Top Speed [km/h] (Section)	65.4 (1000-800)
Race State	Finished



Toowoomba QLD --Professional-2026-04-25

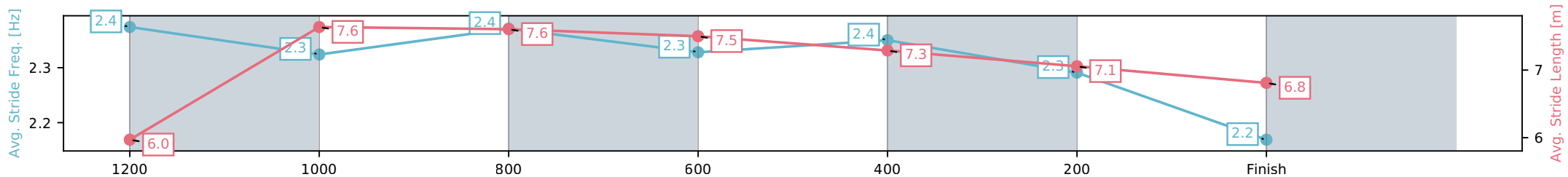
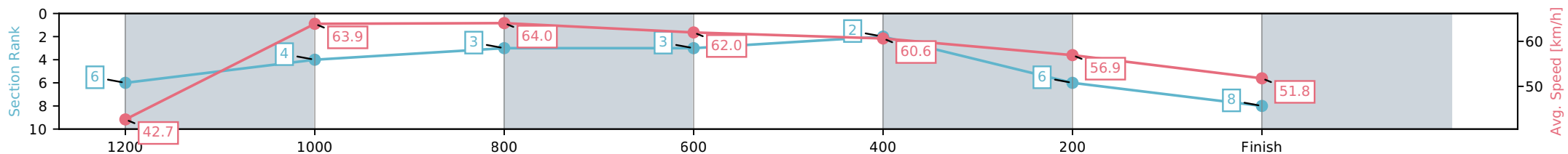
Race 2: 1EQUINE - FOR THE EQUINE ATHLETE
BENCHMARK 75 Handicap - 1300m



25 April 2026 - 5:58PM

Track Rating: Good 4, Weather: Fine, Rail Position: +3m Entire Circuit

Section	L1300	L1200	L1000	L800	L600	L400	L200
Section Times	1:21.73 (0:08.98)	1:12.75 [4] (0:11.29)	1:01.46 [3] (0:11.40)	0:50.06 [3] (0:11.70)	0:38.36 [2] (0:11.90)	0:26.46 [6] (0:12.58)	0:13.88 [8] (0:13.88)
Average Speed [km/h]	42.7	63.9	64.0	62.0	60.6	56.9	51.8
Top Speed [km/h]	59.3	65.0	65.4	63.0	61.9	58.6	54.3
Avg. Dist. to Rail [m]	6.8	5.3	4.2	2.0	1.0	1.4	0.8
Avg. Stride Freq. [Hz]	2.4	2.3	2.4	2.3	2.4	2.3	2.2
Avg. Stride Length [m]	6.0	7.6	7.6	7.5	7.3	7.1	6.8



- [] Ranking at each section and finish
- :-:- No data available at this section
- NA No data available



Toowoomba QLD

Race 3: ANZAC DAY Class 3 Handicap - 1890m

25 April 2026 - 6:33PM



Track Rating: Good 4, Weather: Fine, Rail Position: +3m Entire Circuit

Field Times (Race Tempo) 0:11.65 (0:11.65)

Rank	TAB#	Horse	Overall Time	First 400m	Top Speed km/h (Section)	L200									
	(BAR#)	Jockey	Margin (DT-W)	Last 600m	Fastest Section (Time)	200 - Finish									
1	2	Fire And Light	2:01.74	0:28.85	64.6 (1600-1400)	0:11.56 [2]									
	(2)	Chloe Lowe		0:35.26	200-0 (0:11.56)	(0:11.56)									
2	5	Michifuku	2:01.75	0:28.53	64.2 (1890 - 1600)	0:11.66 [1]									
	(3)	Stacey Callow	0.1L (-2)	0:35.73	1600-1400 (0:11.61)	(0:11.66)									
3	3	Samurai Warrior	2:02.49	0:29.75	63.9 (1600-1400)	0:11.68 [7]									
	(10)	Gary Geran	4.4L (-2)	0:35.43	1600-1400 (0:11.42)	(0:11.68)									
4	10	Heroic Beach	2:02.49	0:28.70	64.5 (1890 - 1600)	0:12.10 [3]									
	(7)	Courtney Bellamy	4.4L (-2)	0:36.31	1600-1400 (0:11.61)	(0:12.10)									
5	8	Moonfleet	2:02.51	0:29.08	63.1 (1600-1400)	0:11.91 [4]									
	(1)	Ashley Butler	4.5L (-4)	0:35.70	1600-1400 (0:11.61)	(0:11.91)									
6	6	O'caldino	2:02.57	0:29.33	64.2 (1600-1400)	0:11.94 [5]									
	(6)	Michael Murphy	4.9L (+11)	0:35.89	1600-1400 (0:11.44)	(0:11.94)									
7	4	Medical Autocrat	2:02.92	0:29.41	63.7 (1890 - 1600)	0:12.14 [6]									
	(5)	Karl Zechner	6.9L (+8)	0:36.15	1600-1400 (0:11.57)	(0:12.14)									
8	1	Heavenly Love	2:03.20	0:29.61	64.0 (1600-1400)	0:12.31 [8]									
	(4)	Montanna Savva	8.6L (+11)	0:36.41	1600-1400 (0:11.43)	(0:12.31)									
9	9	Pele Princess	2:03.23	0:30.12	65.4 (1600-1400)	0:11.98 [10]									
	(9)	Fred Larson	8.7L (+0)	0:36.15	1600-1400 (0:11.29)	(0:11.98)									
10	11	Aoom's Choice	2:04.22	0:28.81	64.4 (1890 - 1600)	0:13.21 [9]									
	(8)	McKenzie Apel	14.6L (+1)	0:37.78	1600-1400 (0:11.69)	(0:13.21)									

Scratched: Attack Force (#7), Rangī Toa (#12)

Report Created: Sat 25 April 2026

(Note: Races are conducted over an approximate distance as close as possible to the advertised distance, and recorded data may vary accordingly. Official times refer to race times only and do not include handicap times.)

[] Position in running at each section and finish TAB# Saddle cloth number

-:--:-- No data available at this section

NA No data available

DNT Did not track

BAR# Barrier/Gate Position

DNF Did not finish

DT-W Distance travelled compared to winner in metres

Fastest split

Fastest section

Horse/Jockey Name	Fire And Light/Chloe Lowe
Finish Rank	1
Fastest Section Time (Section)	0:11.56 (200-0)
Top Speed [km/h] (Section)	64.6 (1600-1400)
Race State	Finished



Toowoomba QLD --Professional-2026-04-25

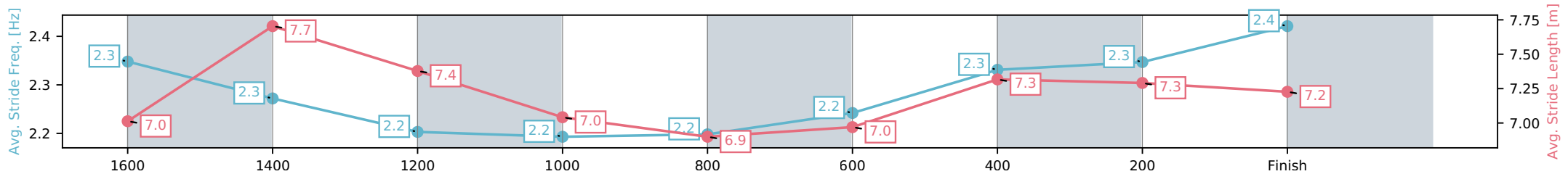
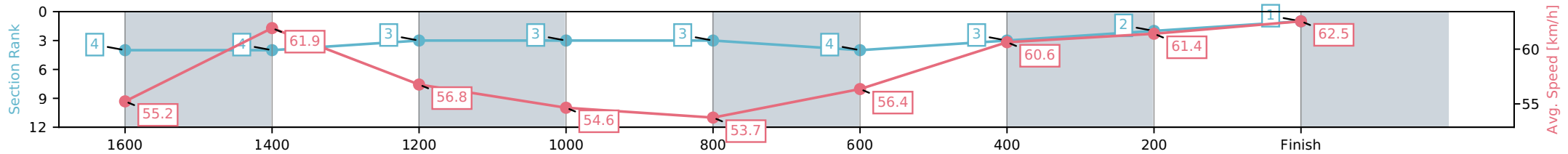
Race 3: ANZAC DAY Class 3 Handicap - 1890m

25 April 2026 - 6:33PM



Track Rating: Good 4, Weather: Fine, Rail Position: +3m Entire Circuit

Section	L1890	L1600	L1400	L1200	L1000	L800	L600	L400	L200
Section Times	2:01.74 (0:22.54)	1:39.20 [4] (0:11.65)	1:27.55 [3] (0:12.70)	1:14.84 [3] (0:13.20)	1:01.65 [3] (0:13.51)	0:48.14 [4] (0:12.88)	0:35.26 [3] (0:11.96)	0:23.30 [2] (0:11.74)	0:11.56 [1] (0:11.56)
Average Speed [km/h]	55.2	61.9	56.8	54.6	53.7	56.4	60.6	61.4	62.5
Top Speed [km/h]	64.5	64.6	60.7	55.3	54.4	60.2	61.8	62.6	63.0
Avg. Dist. to Rail [m]	4.2	0.3	0.7	2.1	2.1	2.5	1.5	0.7	4.1
Avg. Stride Freq. [Hz]	2.3	2.3	2.2	2.2	2.2	2.2	2.3	2.3	2.4
Avg. Stride Length [m]	7.0	7.7	7.4	7.0	6.9	7.0	7.3	7.3	7.2



[] Ranking at each section and finish
 -:-:- No data available at this section
 NA No data available

Horse/Jockey Name	Michifuku/Stacey Callow
Finish Rank	2
Fastest Section Time (Section)	0:11.61 (1600-1400)
Top Speed [km/h] (Section)	64.2 (1890 - 1600)
Race State	Finished



Toowoomba QLD --Professional-2026-04-25

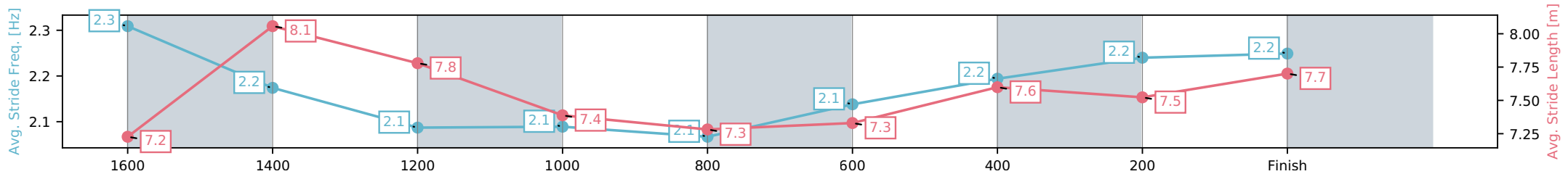
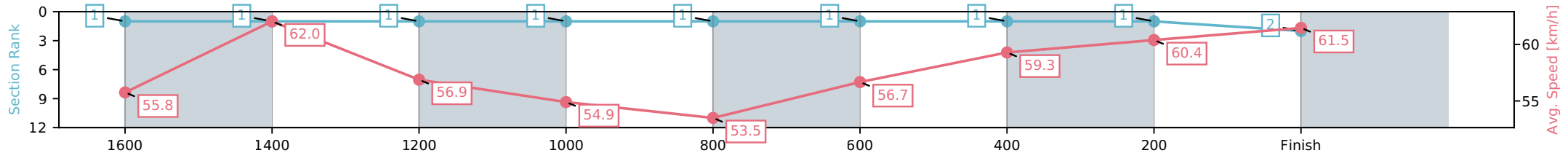
Race 3: ANZAC DAY Class 3 Handicap - 1890m

25 April 2026 - 6:33PM



Track Rating: Good 4, Weather: Fine, Rail Position: +3m Entire Circuit

Section	L1890	L1600	L1400	L1200	L1000	L800	L600	L400	L200
Section Times	2:01.75 (0:22.19)	1:39.56 [1] (0:11.61)	1:27.94 [1] (0:12.77)	1:15.18 [1] (0:13.15)	1:02.03 [1] (0:13.55)	0:48.48 [1] (0:12.75)	0:35.72 [1] (0:12.17)	0:23.56 [1] (0:11.90)	0:11.66 [2] (0:11.66)
Average Speed [km/h]	55.8	62.0	56.9	54.9	53.5	56.7	59.3	60.4	61.5
Top Speed [km/h]	64.2	64.0	60.7	55.4	53.8	59.4	60.2	61.9	62.0
Avg. Dist. to Rail [m]	4.6	0.7	1.7	2.8	1.6	1.5	0.6	0.7	1.5
Avg. Stride Freq. [Hz]	2.3	2.2	2.1	2.1	2.1	2.1	2.2	2.2	2.2
Avg. Stride Length [m]	7.2	8.1	7.8	7.4	7.3	7.3	7.6	7.5	7.7



- [] Ranking at each section and finish
- :-:- No data available at this section
- NA No data available

Horse/Jockey Name	Samurai Warrior/Gary Geran
Finish Rank	3
Fastest Section Time (Section)	0:11.42 (1600-1400)
Top Speed [km/h] (Section)	63.9 (1600-1400)
Race State	Finished



Toowoomba QLD --Professional-2026-04-25

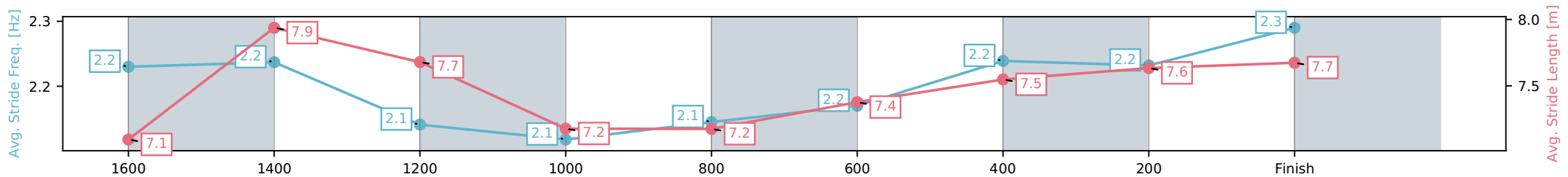
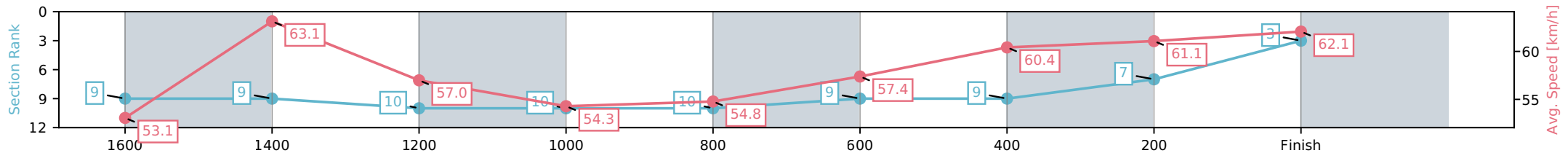
Race 3: ANZAC DAY Class 3 Handicap - 1890m

25 April 2026 - 6:33PM



Track Rating: Good 4, Weather: Fine, Rail Position: +3m Entire Circuit

Section	L1890	L1600	L1400	L1200	L1000	L800	L600	L400	L200
Section Times	2:02.49 (0:23.45)	1:39.04 [9] (0:11.42)	1:27.63 [10] (0:12.87)	1:14.75 [10] (0:13.35)	1:01.41 [10] (0:13.31)	0:48.10 [9] (0:12.67)	0:35.44 [9] (0:11.99)	0:23.45 [7] (0:11.76)	0:11.68 [3] (0:11.68)
Average Speed [km/h]	53.1	63.1	57.0	54.3	54.8	57.4	60.4	61.1	62.1
Top Speed [km/h]	62.8	63.9	62.6	55.2	57.2	60.6	61.0	62.4	62.5
Avg. Dist. to Rail [m]	4.3	1.1	3.4	4.4	3.4	3.0	1.1	0.6	2.8
Avg. Stride Freq. [Hz]	2.2	2.2	2.1	2.1	2.1	2.2	2.2	2.2	2.3
Avg. Stride Length [m]	7.1	7.9	7.7	7.2	7.2	7.4	7.5	7.6	7.7



- [] Ranking at each section and finish
- :-:- No data available at this section
- NA No data available

Horse/Jockey Name	Heroic Beach/Courtney Bellamy
Finish Rank	4
Fastest Section Time (Section)	0:11.61 (1600-1400)
Top Speed [km/h] (Section)	64.5 (1890 - 1600)
Race State	Finished



Toowoomba QLD --Professional-2026-04-25

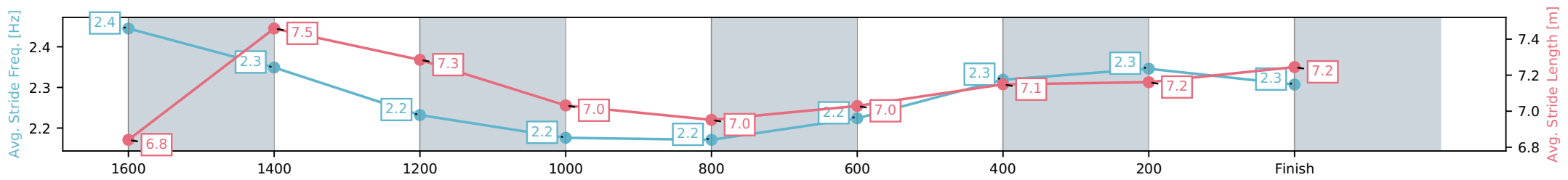
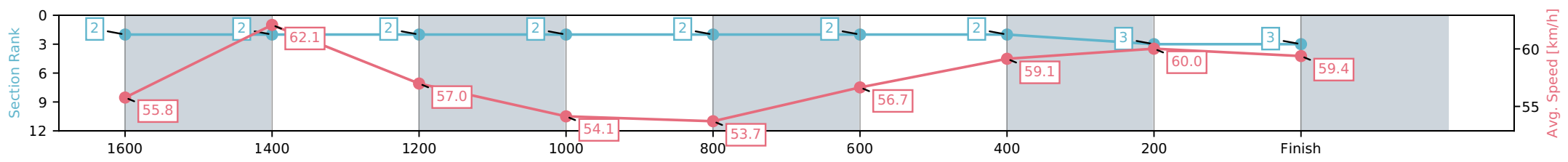
Race 3: ANZAC DAY Class 3 Handicap - 1890m

25 April 2026 - 6:33PM



Track Rating: Good 4, Weather: Fine, Rail Position: +3m Entire Circuit

Section	L1890	L1600	L1400	L1200	L1000	L800	L600	L400	L200
Section Times	2:02.49 (0:22.36)	1:40.12 [2] (0:11.61)	1:28.52 [2] (0:12.70)	1:15.82 [2] (0:13.32)	1:02.49 [2] (0:13.44)	0:49.06 [2] (0:12.74)	0:36.32 [2] (0:12.19)	0:24.13 [3] (0:12.02)	0:12.10 [3] (0:12.10)
Average Speed [km/h]	55.8	62.1	57.0	54.1	53.7	56.7	59.1	60.0	59.4
Top Speed [km/h]	64.5	63.4	60.9	54.9	54.3	59.9	59.8	60.8	60.2
Avg. Dist. to Rail [m]	4.7	0.7	1.1	1.9	0.9	0.6	0.6	0.9	4.9
Avg. Stride Freq. [Hz]	2.4	2.3	2.2	2.2	2.2	2.2	2.3	2.3	2.3
Avg. Stride Length [m]	6.8	7.5	7.3	7.0	7.0	7.0	7.1	7.2	7.2



[] Ranking at each section and finish
 -:-:- No data available at this section
 NA No data available

Horse/Jockey Name	Moonfleet/Ashley Butler
Finish Rank	5
Fastest Section Time (Section)	0:11.61 (1600-1400)
Top Speed [km/h] (Section)	63.1 (1600-1400)
Race State	Finished



Toowoomba QLD --Professional-2026-04-25

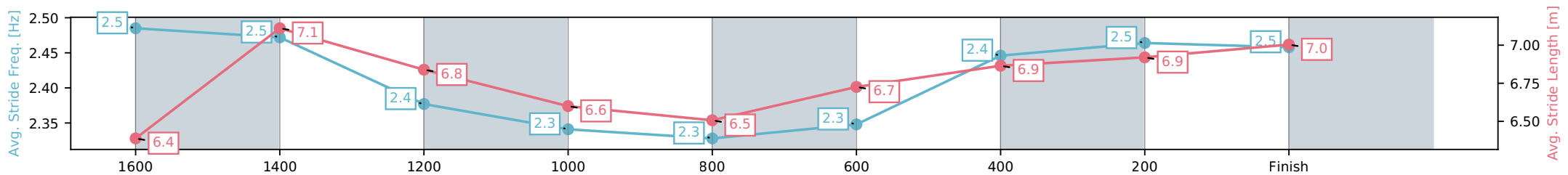
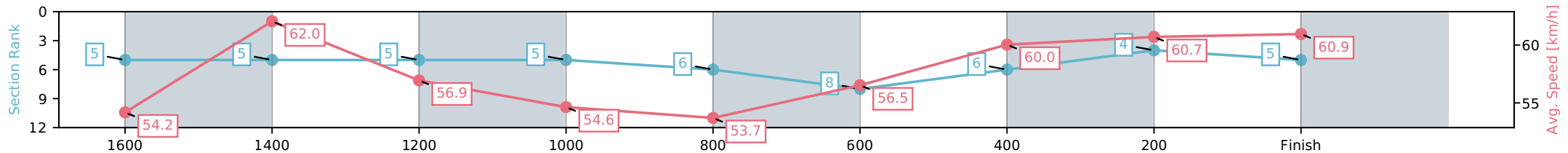
Race 3: ANZAC DAY Class 3 Handicap - 1890m

25 April 2026 - 6:33PM



Track Rating: Good 4, Weather: Fine, Rail Position: +3m Entire Circuit

Section	L1890	L1600	L1400	L1200	L1000	L800	L600	L400	L200
Section Times	2:02.51 (0:22.73)	1:39.78 [5] (0:11.61)	1:28.16 [5] (0:12.80)	1:15.36 [5] (0:13.22)	1:02.14 [6] (0:13.57)	0:48.57 [8] (0:12.88)	0:35.70 [6] (0:12.02)	0:23.68 [4] (0:11.77)	0:11.91 [5] (0:11.91)
Average Speed [km/h]	54.2	62.0	56.9	54.6	53.7	56.5	60.0	60.7	60.9
Top Speed [km/h]	62.0	63.1	60.1	55.1	54.9	60.3	60.7	61.0	61.3
Avg. Dist. to Rail [m]	5.0	1.1	2.2	3.7	3.2	2.5	0.9	1.9	0.2
Avg. Stride Freq. [Hz]	2.5	2.5	2.4	2.3	2.3	2.3	2.4	2.5	2.5
Avg. Stride Length [m]	6.4	7.1	6.8	6.6	6.5	6.7	6.9	6.9	7.0



- [] Ranking at each section and finish
- .-.- No data available at this section
- NA No data available

Horse/Jockey Name	O'caldino/Michael Murphy
Finish Rank	6
Fastest Section Time (Section)	0:11.44 (1600-1400)
Top Speed [km/h] (Section)	64.2 (1600-1400)
Race State	Finished



Toowoomba QLD --Professional-2026-04-25

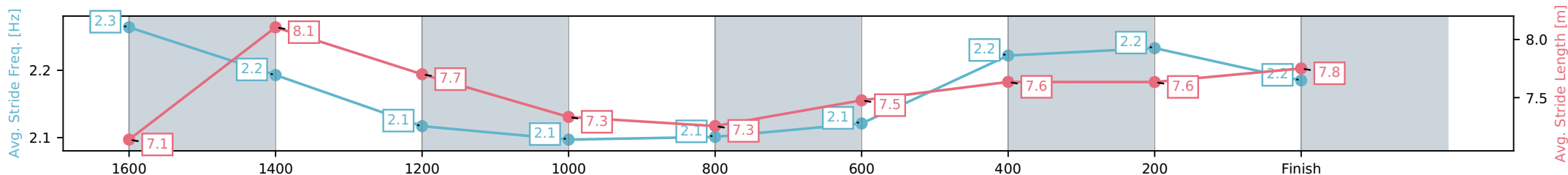
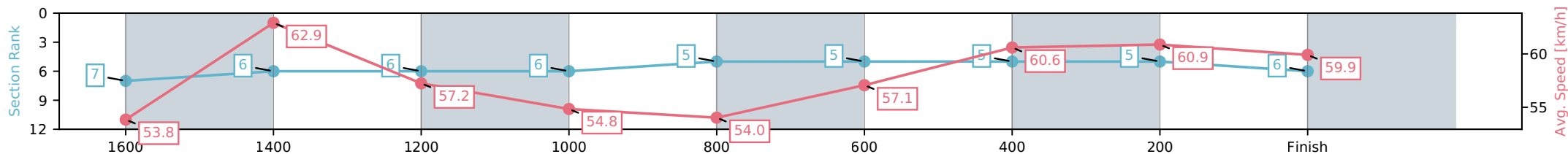
Race 3: ANZAC DAY Class 3 Handicap - 1890m

25 April 2026 - 6:33PM



Track Rating: Good 4, Weather: Fine, Rail Position: +3m Entire Circuit

Section	L1890	L1600	L1400	L1200	L1000	L800	L600	L400	L200
Section Times	2:02.57 (0:23.08)	1:39.49 [6] (0:11.44)	1:28.05 [6] (0:12.72)	1:15.33 [6] (0:13.17)	1:02.16 [5] (0:13.51)	0:48.65 [5] (0:12.77)	0:35.89 [5] (0:12.06)	0:23.83 [5] (0:11.89)	0:11.94 [6] (0:11.94)
Average Speed [km/h]	53.8	62.9	57.2	54.8	54.0	57.1	60.6	60.9	59.9
Top Speed [km/h]	64.1	64.2	60.5	55.8	55.6	59.3	61.2	62.2	60.6
Avg. Dist. to Rail [m]	4.3	0.6	2.0	3.9	3.8	3.3	3.1	1.6	5.1
Avg. Stride Freq. [Hz]	2.3	2.2	2.1	2.1	2.1	2.1	2.2	2.2	2.2
Avg. Stride Length [m]	7.1	8.1	7.7	7.3	7.3	7.5	7.6	7.6	7.8



- [] Ranking at each section and finish
- :-:- No data available at this section
- NA No data available

Horse/Jockey Name	Medical Autocrat/Karl Zechner
Finish Rank	7
Fastest Section Time (Section)	0:11.57 (1600-1400)
Top Speed [km/h] (Section)	63.7 (1890 - 1600)
Race State	Finished



Toowoomba QLD --Professional-2026-04-25

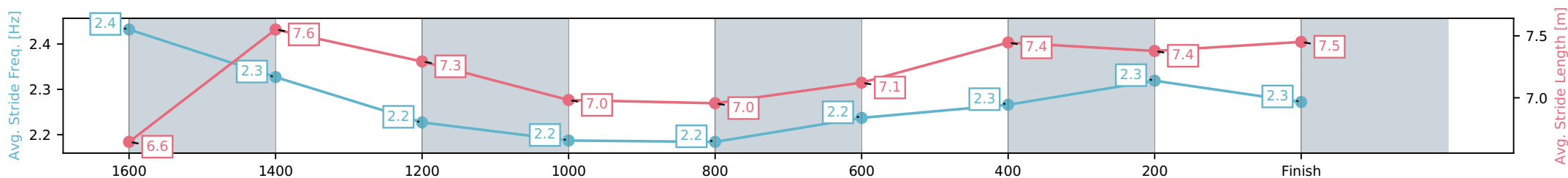
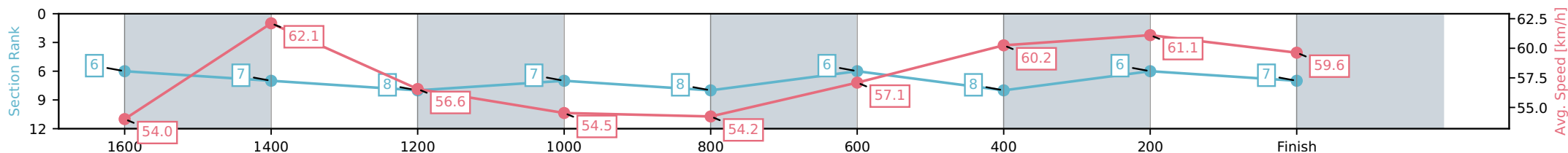
Race 3: ANZAC DAY Class 3 Handicap - 1890m

25 April 2026 - 6:33PM



Track Rating: Good 4, Weather: Fine, Rail Position: +3m Entire Circuit

Section	L1890	L1600	L1400	L1200	L1000	L800	L600	L400	L200
Section Times	2:02.92 (0:23.07)	1:39.85 [7] (0:11.57)	1:28.28 [8] (0:12.79)	1:15.49 [7] (0:13.22)	1:02.27 [8] (0:13.40)	0:48.87 [6] (0:12.72)	0:36.14 [8] (0:12.14)	0:24.01 [6] (0:11.87)	0:12.14 [7] (0:12.14)
Average Speed [km/h]	54.0	62.1	56.6	54.5	54.2	57.1	60.2	61.1	59.6
Top Speed [km/h]	63.7	62.9	59.4	54.9	55.9	59.9	61.2	61.9	61.4
Avg. Dist. to Rail [m]	4.4	0.3	0.8	1.9	2.0	3.3	3.0	2.5	5.8
Avg. Stride Freq. [Hz]	2.4	2.3	2.2	2.2	2.2	2.2	2.3	2.3	2.3
Avg. Stride Length [m]	6.6	7.6	7.3	7.0	7.0	7.1	7.4	7.4	7.5



- [] Ranking at each section and finish
- :-:- No data available at this section
- NA No data available

Horse/Jockey Name	Heavenly Love/Montanna Savva
Finish Rank	8
Fastest Section Time (Section)	0:11.43 (1600-1400)
Top Speed [km/h] (Section)	64.0 (1600-1400)
Race State	Finished



Toowoomba QLD --Professional-2026-04-25

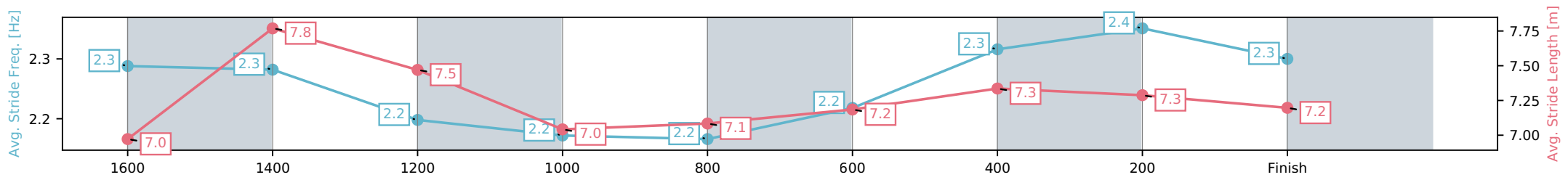
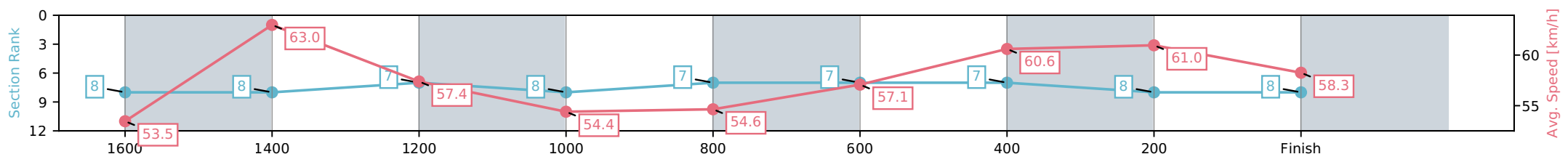
Race 3: ANZAC DAY Class 3 Handicap - 1890m

25 April 2026 - 6:33PM



Track Rating: Good 4, Weather: Fine, Rail Position: +3m Entire Circuit

Section	L1890	L1600	L1400	L1200	L1000	L800	L600	L400	L200
Section Times	2:03.20 (0:23.34)	1:39.86 [8] (0:11.43)	1:28.43 [7] (0:12.63)	1:15.79 [8] (0:13.26)	1:02.53 [7] (0:13.32)	0:49.21 [7] (0:12.80)	0:36.41 [7] (0:12.12)	0:24.29 [8] (0:11.98)	0:12.31 [8] (0:12.31)
Average Speed [km/h]	53.5	63.0	57.4	54.4	54.6	57.1	60.6	61.0	58.3
Top Speed [km/h]	63.4	64.0	60.7	55.6	57.1	59.4	61.3	61.9	60.3
Avg. Dist. to Rail [m]	4.1	0.6	1.3	2.7	2.6	4.3	4.1	4.0	6.7
Avg. Stride Freq. [Hz]	2.3	2.3	2.2	2.2	2.2	2.2	2.3	2.4	2.3
Avg. Stride Length [m]	7.0	7.8	7.5	7.0	7.1	7.2	7.3	7.3	7.2



[] Ranking at each section and finish
 -:-:- No data available at this section
 NA No data available

Horse/Jockey Name	Pele Princess/Fred Larson
Finish Rank	9
Fastest Section Time (Section)	0:11.29 (1600-1400)
Top Speed [km/h] (Section)	65.4 (1600-1400)
Race State	Finished



Toowoomba QLD --Professional-2026-04-25

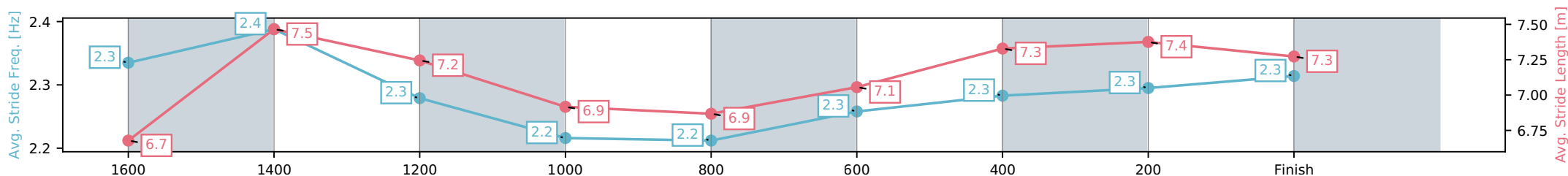
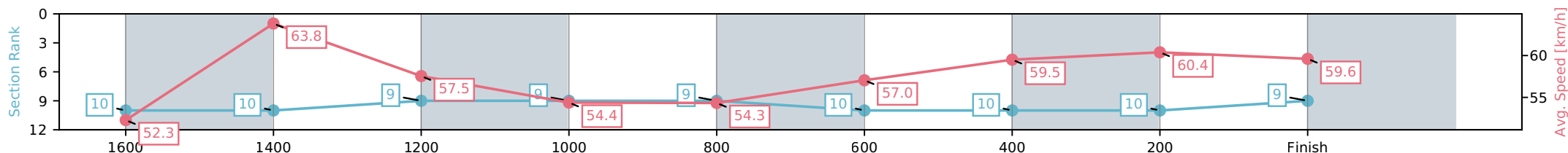
Race 3: ANZAC DAY Class 3 Handicap - 1890m

25 April 2026 - 6:33PM



Track Rating: Good 4, Weather: Fine, Rail Position: +3m Entire Circuit

Section	L1890	L1600	L1400	L1200	L1000	L800	L600	L400	L200
Section Times	2:03.23 (0:23.83)	1:39.40 [10] (0:11.29)	1:28.10 [9] (0:12.56)	1:15.54 [9] (0:13.27)	1:02.27 [9] (0:13.32)	0:48.95 [10] (0:12.79)	0:36.16 [10] (0:12.25)	0:23.90 [10] (0:11.92)	0:11.98 [9] (0:11.98)
Average Speed [km/h]	52.3	63.8	57.5	54.4	54.3	57.0	59.5	60.4	59.6
Top Speed [km/h]	61.7	65.4	62.7	55.0	56.8	59.2	60.1	61.3	60.7
Avg. Dist. to Rail [m]	4.2	0.5	0.8	1.6	1.5	4.0	2.6	1.0	1.4
Avg. Stride Freq. [Hz]	2.3	2.4	2.3	2.2	2.2	2.3	2.3	2.3	2.3
Avg. Stride Length [m]	6.7	7.5	7.2	6.9	6.9	7.1	7.3	7.4	7.3



- [] Ranking at each section and finish
- :-:- No data available at this section
- NA No data available

Horse/Jockey Name	Aoom's Choice/McKenzie Apel
Finish Rank	10
Fastest Section Time (Section)	0:11.69 (1600-1400)
Top Speed [km/h] (Section)	64.4 (1890 - 1600)
Race State	Finished



Toowoomba QLD --Professional-2026-04-25

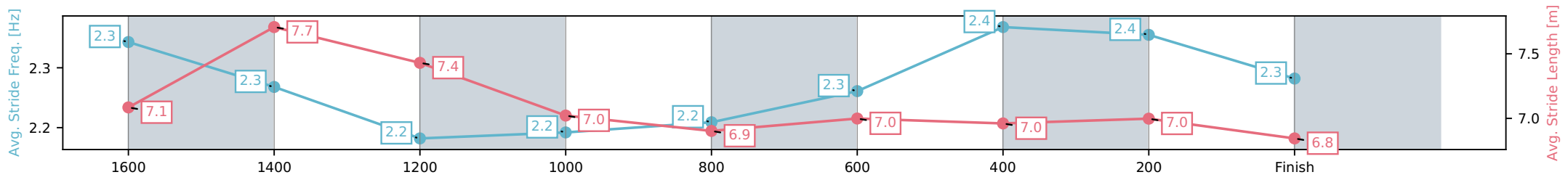
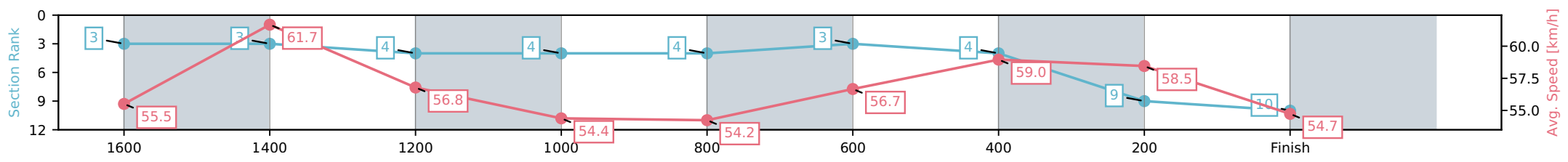
Race 3: ANZAC DAY Class 3 Handicap - 1890m

25 April 2026 - 6:33PM



Track Rating: Good 4, Weather: Fine, Rail Position: +3m Entire Circuit

Section	L1890	L1600	L1400	L1200	L1000	L800	L600	L400	L200
Section Times	2:04.22 (0:22.50)	1:41.72 [3] (0:11.69)	1:30.03 [4] (0:12.78)	1:17.26 [4] (0:13.25)	1:04.01 [4] (0:13.42)	0:50.59 [3] (0:12.81)	0:37.78 [4] (0:12.28)	0:25.50 [9] (0:12.29)	0:13.21 [10] (0:13.21)
Average Speed [km/h]	55.5	61.7	56.8	54.4	54.2	56.7	59.0	58.5	54.7
Top Speed [km/h]	64.4	64.2	60.2	55.3	55.5	58.3	59.4	59.5	57.5
Avg. Dist. to Rail [m]	5.2	0.5	1.3	2.8	2.7	2.6	1.2	0.8	1.7
Avg. Stride Freq. [Hz]	2.3	2.3	2.2	2.2	2.2	2.3	2.4	2.4	2.3
Avg. Stride Length [m]	7.1	7.7	7.4	7.0	6.9	7.0	7.0	7.0	6.8



[] Ranking at each section and finish
 -:-:- No data available at this section
 NA No data available



Toowoomba QLD

Race 4: SWQ TRAINING PTY LTD QTIS Three-Year-Old Maiden Handicap - 1100m

25 April 2026 - 7:10PM

Track Rating: Good 4, Weather: Fine, Rail Position: +3m Entire Circuit



Field Times (Race Tempo) 1:08.19 0:59.06 0:47.98 0:36.34 0:24.12 0:12.07
 (0:09.13) (0:11.09) (0:11.64) (0:12.22) (0:12.05) (0:12.07)

Rank	TAB#	Horse	Overall Time	First 400m	Top Speed km/h (Section)	L1100	L1000	L800	L600	L400	L200		
	(BAR#)	Jockey	Margin (DT-W)	Last 600m	Fastest Section (Time)	Start - 1000	1000 - 800	800 - 600	600 - 400	400 - 200	200 - Finish		
1	2	Playman	1:08.19	0:26.42	64.7 (1000-800)	1:08.19	0:58.81 [8]	0:47.47 [7]	0:35.84 [7]	0:23.65 [8]	0:11.76 [6]		
	(2)	Fred Larson		0:35.84	1000-800 (0:11.34)	(0:09.38)	(0:11.34)	(0:11.63)	(0:12.19)	(0:11.89)	(0:11.76)		
2	13	Shahar	1:08.43	0:26.38	66.0 (1000-800)	1:08.43	0:59.06 [6]	0:47.70 [8]	0:36.29 [5]	0:24.18 [3]	0:12.19 [2]		
	(10)	Kelsey Lenton	1.4L (+6)	0:36.29	1000-800 (0:11.36)	(0:09.37)	(0:11.36)	(0:11.42)	(0:12.10)	(0:12.00)	(0:12.19)		
3	17	Zousain Girl	1:08.43	0:26.61	65.8 (1000-800)	1:08.43	0:58.79 [10]	0:47.58 [9]	0:35.98 [9]	0:24.03 [7]	0:12.14 [4]		
	(7)	Karl Zechner	1.5L (+2)	0:35.98	1000-800 (0:11.21)	(0:09.64)	(0:11.21)	(0:11.59)	(0:11.95)	(0:11.89)	(0:12.14)		
4	10	Run To You	1:08.44	0:25.93	66.1 (1000-800)	1:08.44	0:59.27 [2]	0:48.22 [1]	0:36.59 [1]	0:24.37 [1]	0:12.32 [1]		
	(4)	Nathan Fazackerley	1.5L (-2)	0:36.59	1000-800 (0:11.05)	(0:09.17)	(0:11.05)	(0:11.64)	(0:12.22)	(0:12.05)	(0:12.32)		
5	8	Spoilt Rotten	1:08.66	0:26.23	65.0 (1000-800)	1:08.66	0:59.53 [1]	0:48.14 [3]	0:36.53 [4]	0:24.33 [5]	0:12.39 [3]		
	(1)	Chloe Lowe	2.8L (-4)	0:36.52	1000-800 (0:11.40)	(0:09.13)	(0:11.40)	(0:11.61)	(0:12.19)	(0:11.94)	(0:12.39)		
6	7	Sikka	1:08.95	0:26.51	65.1 (1000-800)	1:08.95	0:59.64 [5]	0:48.26 [6]	0:36.56 [8]	0:24.38 [9]	0:12.32 [8]		
	(3)	McKenzie Apel	4.5L (+1)	0:36.57	1000-800 (0:11.38)	(0:09.30)	(0:11.38)	(0:11.70)	(0:12.19)	(0:12.06)	(0:12.32)		
7	4	Mystic Ascot	1:09.06	0:26.28	66.0 (1000-800)	1:09.06	0:59.84 [3]	0:48.42 [4]	0:36.95 [3]	0:24.77 [4]	0:12.54 [7]		
	(9)	Courtney Bellamy	5.2L (+3)	0:36.95	1000-800 (0:11.42)	(0:09.22)	(0:11.42)	(0:11.46)	(0:12.18)	(0:12.23)	(0:12.54)		
8	3	Mr Democrat	1:09.21	0:26.75	65.9 (1000-800)	1:09.21	0:59.46 [12]	0:48.06 [12]	0:36.62 [10]	0:24.51 [10]	0:12.44 [10]		
	(12)	Ashley Butler	6.0L (+1)	0:36.63	1000-800 (0:11.40)	(0:09.75)	(0:11.40)	(0:11.44)	(0:12.12)	(0:12.07)	(0:12.44)		
9	5	Piereva	1:09.28	0:26.86	65.5 (1000-800)	1:09.28	0:59.57 [11]	0:48.17 [11]	0:36.42 [12]	0:24.30 [12]	0:12.17 [12]		
	(6)	Stacey Callow	6.4L (+9)	0:36.42	1000-800 (0:11.41)	(0:09.71)	(0:11.41)	(0:11.75)	(0:12.12)	(0:12.13)	(0:12.17)		
10	12	Mistemba	1:09.34	0:26.87	65.5 (1000-800)	1:09.34	0:59.85 [9]	0:48.26 [10]	0:36.62 [11]	0:24.56 [11]	0:12.43 [11]		
	(8)	Georgina Cartwright	6.8L (+0)	0:36.62	1000-800 (0:11.59)	(0:09.49)	(0:11.59)	(0:11.63)	(0:12.06)	(0:12.13)	(0:12.43)		

Scratched: Fundora (#1), Royal Riddle (#6), Enterprise Giselle (#9), Jardin De Lys (#11), Tuesday (#14)

Report Created: Sat 25 April 2026

(Note: Races are conducted over an approximate distance as close as possible to the advertised distance, and recorded data may vary accordingly. Official times refer to race times only and do not include handicap times.)

[] Position in running at each section and finish TAB# Saddle cloth number

-:--:-- No data available at this section

NA No data available

DNT Did not track

BAR# Barrier/Gate Position

DNF Did not finish

DT-W Distance travelled compared to winner in metres

Fastest split

Fastest section



Toowoomba QLD

Race 4: SWQ TRAINING PTY LTD QTIS Three-Year-Old Maiden Handicap - 1100m

25 April 2026 - 7:10PM

Track Rating: Good 4, Weather: Fine, Rail Position: +3m Entire Circuit



Field Times (Race Tempo) 1:08.19 0:59.06 0:47.98 0:36.34 0:24.12 0:12.07
 (0:09.13) (0:11.09) (0:11.64) (0:12.22) (0:12.05) (0:12.07)

Rank	TAB#	Horse	Overall Time	First 400m	Top Speed km/h (Section)	L1100	L1000	L800	L600	L400	L200		
	(BAR#)	Jockey	Margin (DT-W)	Last 600m	Fastest Section (Time)	Start - 1000	1000 - 800	800 - 600	600 - 400	400 - 200	200 - Finish		
11	16	Little Miss Boom	1:09.60	0:25.96	66.6 (1000-800)	1:09.60	1:00.33 [4]	0:49.27 [2]	0:37.74 [2]	0:25.52 [2]	0:13.19 [5]		
	(11)	Montanna Savva	8.3L (-3)	0:37.74	1000-800 (0:11.06)	(0:09.27)	(0:11.06)	(0:11.53)	(0:12.22)	(0:12.33)	(0:13.19)		
12	15	Aliza	1:09.89	0:26.34	65.7 (1000-800)	1:09.89	1:00.52 [7]	0:49.22 [5]	0:37.64 [6]	0:25.51 [6]	0:13.24 [9]		
	(5)	Kenji Yoshida	10.1L (+0)	0:37.64	1000-800 (0:11.30)	(0:09.37)	(0:11.30)	(0:11.58)	(0:12.13)	(0:12.27)	(0:13.24)		

Scratched: Fundora (#1), Royal Riddle (#6), Enterprise Giselle (#9), Jardin De Lys (#11), Tuesday (#14)

Report Created: Sat 25 April 2026

(Note: Races are conducted over an approximate distance as close as possible to the advertised distance, and recorded data may vary accordingly. Official times refer to race times only and do not include handicap times.)

[] Position in running at each section and finish TAB# Saddle cloth number

-:--:-- No data available at this section

NA No data available

DNT Did not track

BAR# Barrier/Gate Position

DNF Did not finish

DT-W Distance travelled compared to winner in metres

Fastest split

Fastest section

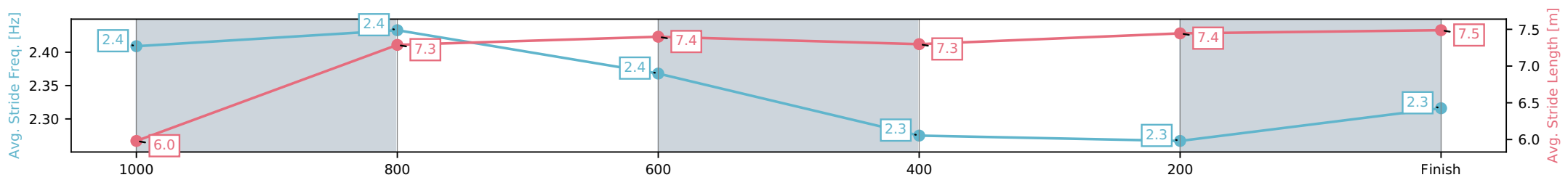
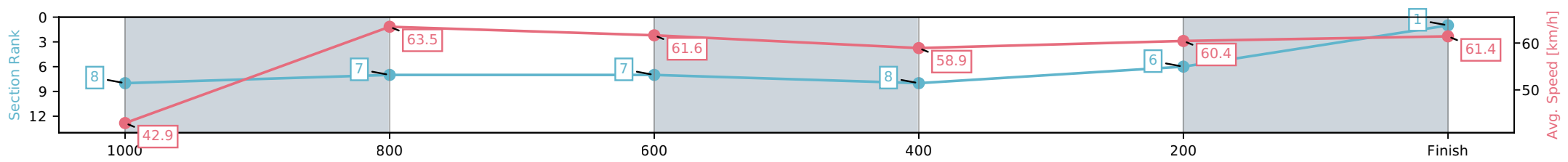
Horse/Jockey Name	Playman/Fred Larson
Finish Rank	1
Fastest Section Time (Section)	0:11.34 (1000-800)
Top Speed [km/h] (Section)	64.7 (1000-800)
Race State	Finished



Toowoomba QLD --Professional-2026-04-25
 Race 4: SWQ TRAINING PTY LTD QTIS Three-Year-Old
 Maiden Handicap - 1100m
 25 April 2026 - 7:10PM
 Track Rating: Good 4, Weather: Fine, Rail Position: +3m Entire Circuit



Section	L1100	L1000	L800	L600	L400	L200
Section Times	1:08.19 (0:09.38)	0:58.81 [7] (0:11.34)	0:47.47 [7] (0:11.63)	0:35.84 [8] (0:12.19)	0:23.65 [6] (0:11.89)	0:11.76 [1] (0:11.76)
Average Speed [km/h]	42.9	63.5	61.6	58.9	60.4	61.4
Top Speed [km/h]	61.3	64.7	63.4	60.2	61.7	62.4
Avg. Dist. to Rail [m]	3.1	0.4	0.8	0.7	0.6	1.1
Avg. Stride Freq. [Hz]	2.4	2.4	2.4	2.3	2.3	2.3
Avg. Stride Length [m]	6.0	7.3	7.4	7.3	7.4	7.5



[] Ranking at each section and finish
 -:-:- No data available at this section
 NA No data available

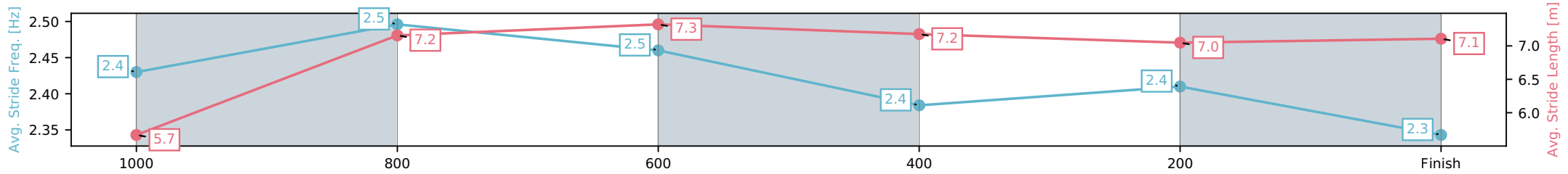
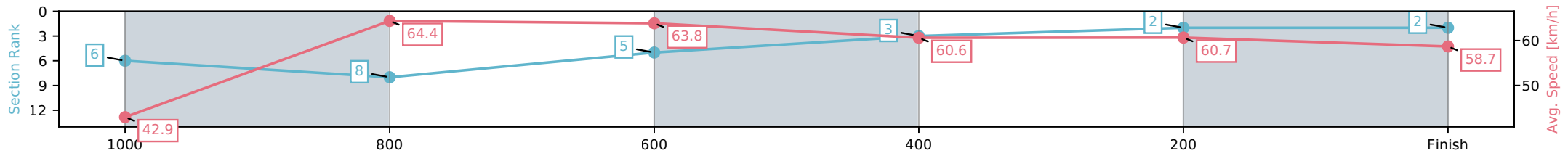
Horse/Jockey Name	Shahar/Kelsey Lenton
Finish Rank	2
Fastest Section Time (Section)	0:11.36 (1000-800)
Top Speed [km/h] (Section)	66.0 (1000-800)
Race State	Finished



Toowoomba QLD --Professional-2026-04-25
 Race 4: SWQ TRAINING PTY LTD QTIS Three-Year-Old
 Maiden Handicap - 1100m
 25 April 2026 - 7:10PM
 Track Rating: Good 4, Weather: Fine, Rail Position: +3m Entire Circuit



Section	L1100	L1000	L800	L600	L400	L200
Section Times	1:08.43 (0:09.37)	0:59.06 [8] (0:11.36)	0:47.70 [5] (0:11.42)	0:36.29 [3] (0:12.10)	0:24.18 [2] (0:12.00)	0:12.19 [2] (0:12.19)
Average Speed [km/h]	42.9	64.4	63.8	60.6	60.7	58.7
Top Speed [km/h]	59.2	66.0	64.9	62.0	61.0	60.3
Avg. Dist. to Rail [m]	10.3	4.9	3.9	3.5	3.2	2.9
Avg. Stride Freq. [Hz]	2.4	2.5	2.5	2.4	2.4	2.3
Avg. Stride Length [m]	5.7	7.2	7.3	7.2	7.0	7.1



[] Ranking at each section and finish
 -:-:- No data available at this section
 NA No data available

Horse/Jockey Name	Zousain Girl/Karl Zechner
Finish Rank	3
Fastest Section Time (Section)	0:11.21 (1000-800)
Top Speed [km/h] (Section)	65.8 (1000-800)
Race State	Finished



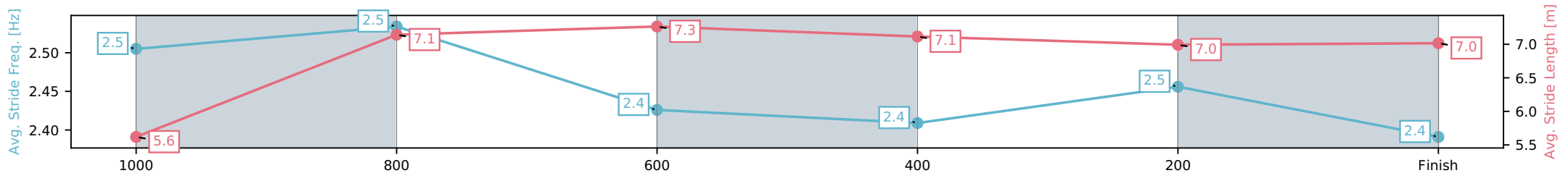
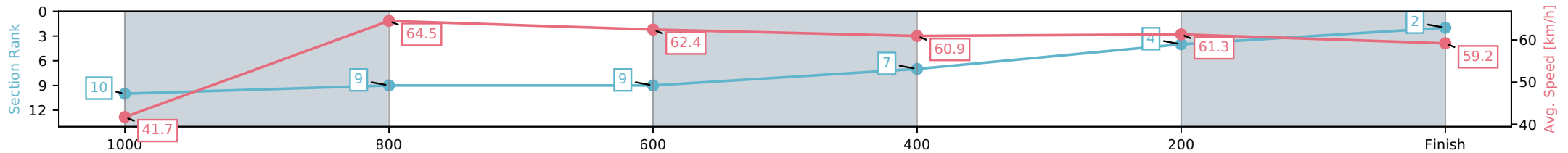
Toowoomba QLD --Professional-2026-04-25
 Race 4: SWQ TRAINING PTY LTD QTIS Three-Year-Old
 Maiden Handicap - 1100m



25 April 2026 - 7:10PM

Track Rating: Good 4, Weather: Fine, Rail Position: +3m Entire Circuit

Section	L1100	L1000	L800	L600	L400	L200
Section Times	1:08.43 (0:09.64)	0:58.79 [9] (0:11.21)	0:47.58 [9] (0:11.59)	0:35.98 [7] (0:11.95)	0:24.03 [4] (0:11.89)	0:12.14 [2] (0:12.14)
Average Speed [km/h]	41.7	64.5	62.4	60.9	61.3	59.2
Top Speed [km/h]	62.2	65.8	63.3	62.3	61.8	60.8
Avg. Dist. to Rail [m]	7.9	2.0	1.4	2.3	3.9	3.8
Avg. Stride Freq. [Hz]	2.5	2.5	2.4	2.4	2.5	2.4
Avg. Stride Length [m]	5.6	7.1	7.3	7.1	7.0	7.0



[] Ranking at each section and finish
 -:-:- No data available at this section
 NA No data available

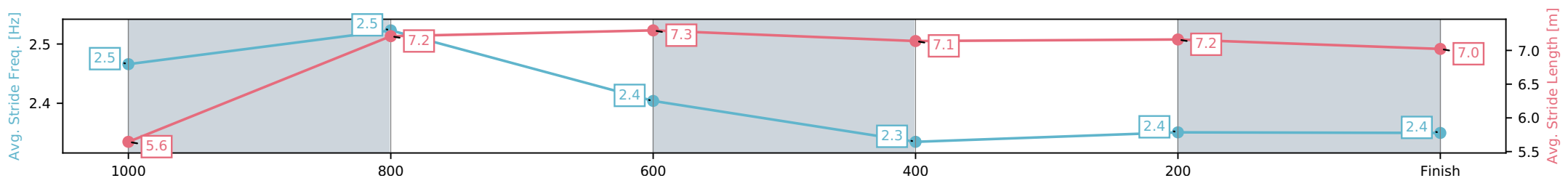
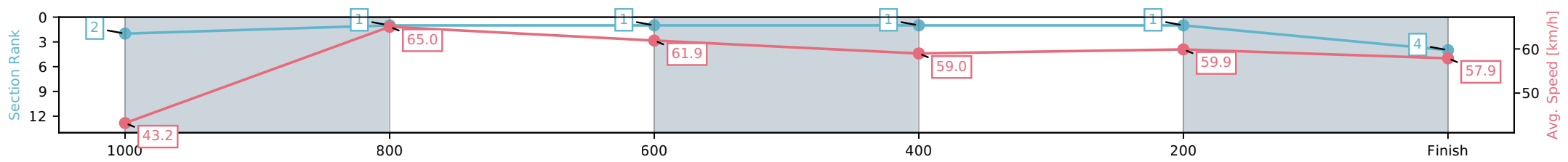
Horse/Jockey Name	Run To You/Nathan Fazackerley
Finish Rank	4
Fastest Section Time (Section)	0:11.05 (1000-800)
Top Speed [km/h] (Section)	66.1 (1000-800)
Race State	Finished



Toowoomba QLD --Professional-2026-04-25
 Race 4: SWQ TRAINING PTY LTD QTIS Three-Year-Old
 Maiden Handicap - 1100m
 25 April 2026 - 7:10PM
 Track Rating: Good 4, Weather: Fine, Rail Position: +3m Entire Circuit



Section	L1100	L1000	L800	L600	L400	L200
Section Times	1:08.44 (0:09.17)	0:59.27 [1] (0:11.05)	0:48.22 [1] (0:11.64)	0:36.59 [1] (0:12.22)	0:24.37 [1] (0:12.05)	0:12.32 [4] (0:12.32)
Average Speed [km/h]	43.2	65.0	61.9	59.0	59.9	57.9
Top Speed [km/h]	62.4	66.1	63.6	60.2	60.4	59.7
Avg. Dist. to Rail [m]	1.8	0.4	0.3	0.2	1.0	1.3
Avg. Stride Freq. [Hz]	2.5	2.5	2.4	2.3	2.4	2.4
Avg. Stride Length [m]	5.6	7.2	7.3	7.1	7.2	7.0



[] Ranking at each section and finish
 -.-.- No data available at this section
 NA No data available

Horse/Jockey Name	Spoilt Rotten/Chloe Lowe
Finish Rank	5
Fastest Section Time (Section)	0:11.40 (1000-800)
Top Speed [km/h] (Section)	65.0 (1000-800)
Race State	Finished



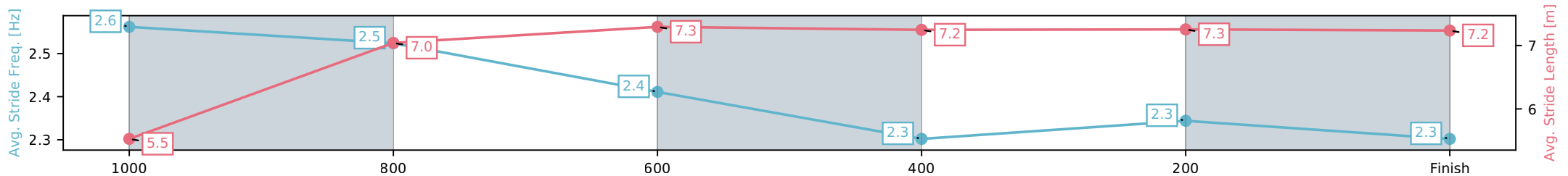
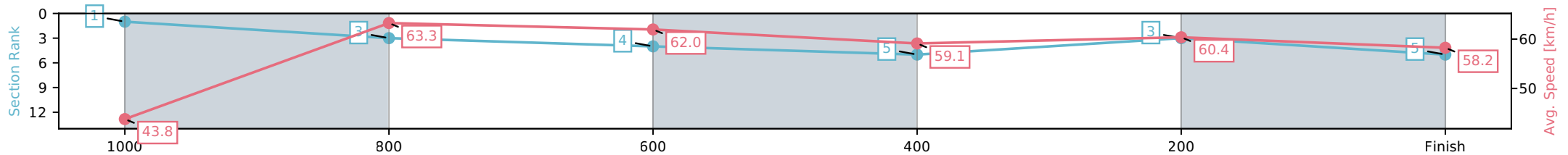
Toowoomba QLD --Professional-2026-04-25
 Race 4: SWQ TRAINING PTY LTD QTIS Three-Year-Old
 Maiden Handicap - 1100m



25 April 2026 - 7:10PM

Track Rating: Good 4, Weather: Fine, Rail Position: +3m Entire Circuit

Section	L1100	L1000	L800	L600	L400	L200
Section Times	1:08.66 (0:09.13)	0:59.53 [3] (0:11.40)	0:48.14 [4] (0:11.61)	0:36.53 [5] (0:12.19)	0:24.33 [3] (0:11.94)	0:12.39 [5] (0:12.39)
Average Speed [km/h]	43.8	63.3	62.0	59.1	60.4	58.2
Top Speed [km/h]	60.5	65.0	63.5	60.4	61.5	61.3
Avg. Dist. to Rail [m]	2.1	0.4	0.3	0.2	0.4	0.2
Avg. Stride Freq. [Hz]	2.6	2.5	2.4	2.3	2.3	2.3
Avg. Stride Length [m]	5.5	7.0	7.3	7.2	7.3	7.2



- [] Ranking at each section and finish
- :-:- No data available at this section
- NA No data available

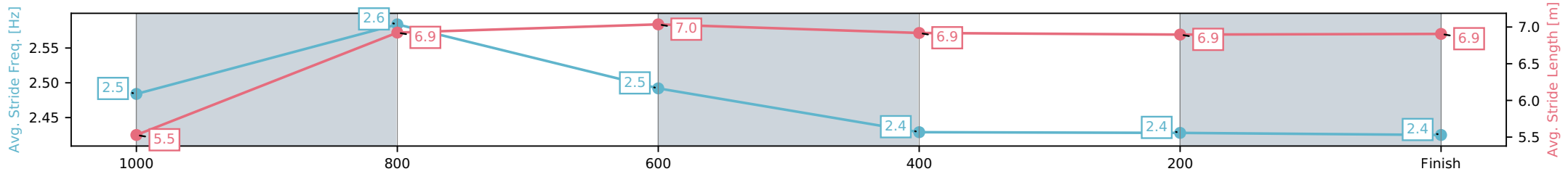
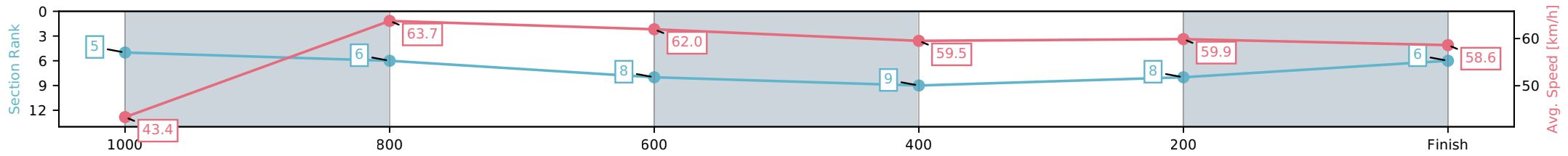
Horse/Jockey Name	Sikka/McKenzie Apel
Finish Rank	6
Fastest Section Time (Section)	0:11.38 (1000-800)
Top Speed [km/h] (Section)	65.1 (1000-800)
Race State	Finished



Toowoomba QLD --Professional-2026-04-25
 Race 4: SWQ TRAINING PTY LTD QTIS Three-Year-Old
 Maiden Handicap - 1100m
 25 April 2026 - 7:10PM
 Track Rating: Good 4, Weather: Fine, Rail Position: +3m Entire Circuit



Section	L1100	L1000	L800	L600	L400	L200
Section Times	1:08.95 (0:09.30)	0:59.64 [6] (0:11.38)	0:48.26 [8] (0:11.70)	0:36.56 [9] (0:12.19)	0:24.38 [8] (0:12.06)	0:12.32 [6] (0:12.32)
Average Speed [km/h]	43.4	63.7	62.0	59.5	59.9	58.6
Top Speed [km/h]	61.9	65.1	63.0	61.3	61.0	60.7
Avg. Dist. to Rail [m]	4.4	2.3	2.6	1.3	1.7	4.4
Avg. Stride Freq. [Hz]	2.5	2.6	2.5	2.4	2.4	2.4
Avg. Stride Length [m]	5.5	6.9	7.0	6.9	6.9	6.9



[] Ranking at each section and finish
 -:-:- No data available at this section
 NA No data available

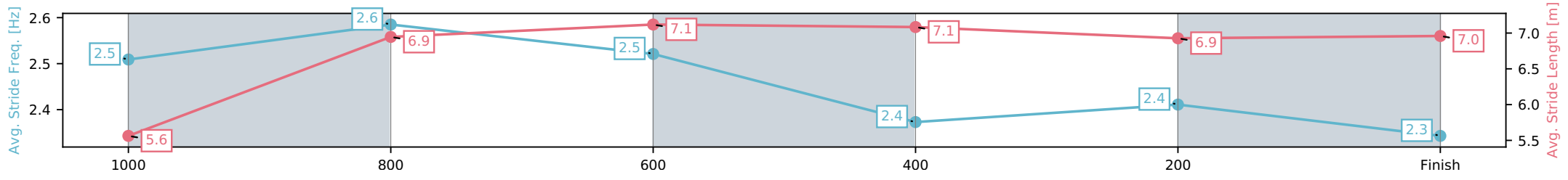
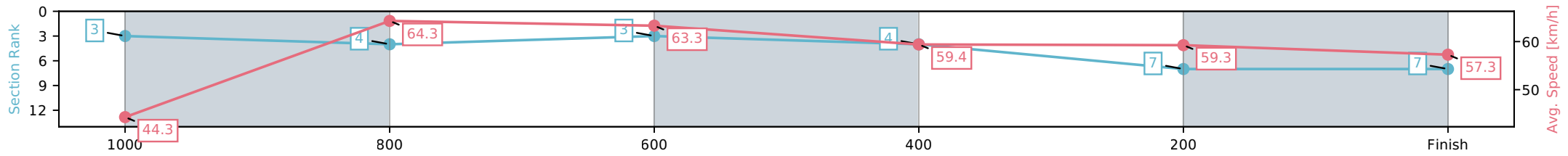
Horse/Jockey Name	Mystic Ascot/Courtney Bellamy
Finish Rank	7
Fastest Section Time (Section)	0:11.42 (1000-800)
Top Speed [km/h] (Section)	66.0 (1000-800)
Race State	Finished



Toowoomba QLD --Professional-2026-04-25
 Race 4: SWQ TRAINING PTY LTD QTIS Three-Year-Old
 Maiden Handicap - 1100m
 25 April 2026 - 7:10PM
 Track Rating: Good 4, Weather: Fine, Rail Position: +3m Entire Circuit



Section	L1100	L1000	L800	L600	L400	L200
Section Times	1:09.06 (0:09.22)	0:59.84 [4] (0:11.42)	0:48.42 [3] (0:11.46)	0:36.95 [4] (0:12.18)	0:24.77 [7] (0:12.23)	0:12.54 [7] (0:12.54)
Average Speed [km/h]	44.3	64.3	63.3	59.4	59.3	57.3
Top Speed [km/h]	61.5	66.0	65.2	61.0	59.8	59.0
Avg. Dist. to Rail [m]	10.7	5.4	2.8	1.2	2.2	2.7
Avg. Stride Freq. [Hz]	2.5	2.6	2.5	2.4	2.4	2.3
Avg. Stride Length [m]	5.6	6.9	7.1	7.1	6.9	7.0



[] Ranking at each section and finish
 -:-:- No data available at this section
 NA No data available

Horse/Jockey Name	Mr Democrat/Ashley Butler
Finish Rank	8
Fastest Section Time (Section)	0:11.40 (1000-800)
Top Speed [km/h] (Section)	65.9 (1000-800)
Race State	Finished



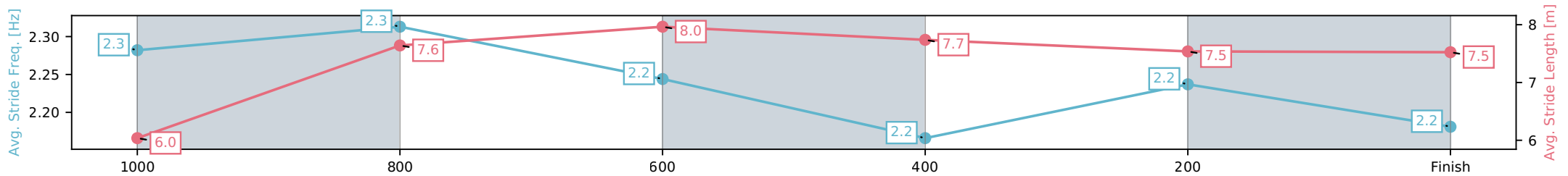
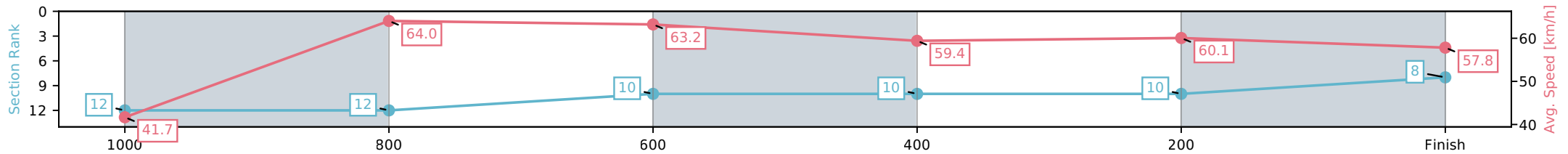
Toowoomba QLD --Professional-2026-04-25
 Race 4: SWQ TRAINING PTY LTD QTIS Three-Year-Old
 Maiden Handicap - 1100m



25 April 2026 - 7:10PM

Track Rating: Good 4, Weather: Fine, Rail Position: +3m Entire Circuit

Section	L1100	L1000	L800	L600	L400	L200
Section Times	1:09.21 (0:09.75)	0:59.46 [12] (0:11.40)	0:48.06 [10] (0:11.44)	0:36.62 [10] (0:12.12)	0:24.51 [10] (0:12.07)	0:12.44 [8] (0:12.44)
Average Speed [km/h]	41.7	64.0	63.2	59.4	60.1	57.8
Top Speed [km/h]	59.6	65.9	64.8	60.2	60.8	59.5
Avg. Dist. to Rail [m]	16.3	5.1	0.8	0.4	2.9	5.8
Avg. Stride Freq. [Hz]	2.3	2.3	2.2	2.2	2.2	2.2
Avg. Stride Length [m]	6.0	7.6	8.0	7.7	7.5	7.5



- [] Ranking at each section and finish
- :-:- No data available at this section
- NA No data available

Horse/Jockey Name	Piereva/Stacey Callow
Finish Rank	9
Fastest Section Time (Section)	0:11.41 (1000-800)
Top Speed [km/h] (Section)	65.5 (1000-800)
Race State	Finished



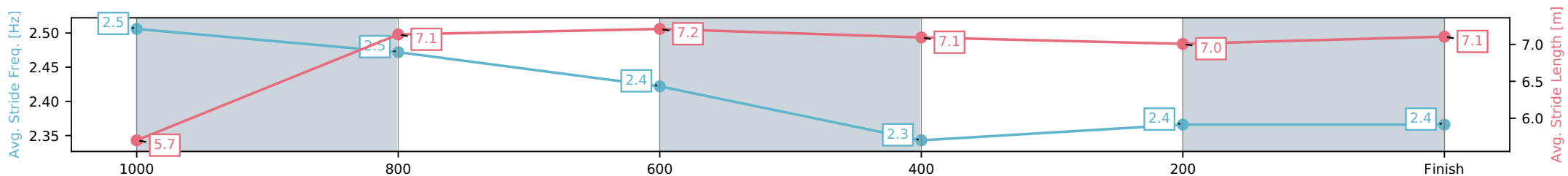
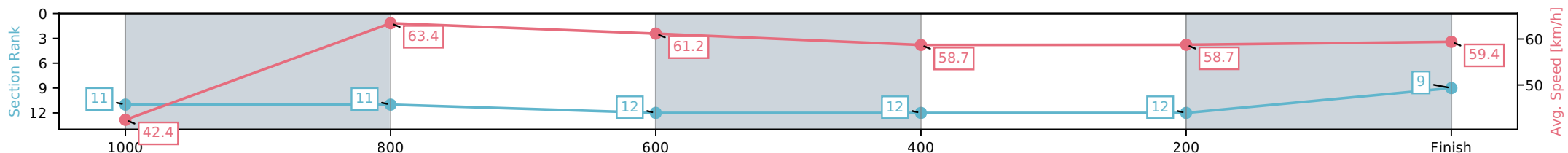
Toowoomba QLD --Professional-2026-04-25
 Race 4: SWQ TRAINING PTY LTD QTIS Three-Year-Old
 Maiden Handicap - 1100m



25 April 2026 - 7:10PM

Track Rating: Good 4, Weather: Fine, Rail Position: +3m Entire Circuit

Section	L1100	L1000	L800	L600	L400	L200
Section Times	1:09.28 (0:09.71)	0:59.57 [11] (0:11.41)	0:48.17 [12] (0:11.75)	0:36.42 [12] (0:12.12)	0:24.30 [12] (0:12.13)	0:12.17 [9] (0:12.17)
Average Speed [km/h]	42.4	63.4	61.2	58.7	58.7	59.4
Top Speed [km/h]	59.6	65.5	64.2	59.8	60.0	60.4
Avg. Dist. to Rail [m]	9.1	2.8	0.8	1.9	2.9	2.6
Avg. Stride Freq. [Hz]	2.5	2.5	2.4	2.3	2.4	2.4
Avg. Stride Length [m]	5.7	7.1	7.2	7.1	7.0	7.1



- [] Ranking at each section and finish
- :-:- No data available at this section
- NA No data available

Horse/Jockey Name	Mistemba/Georgina Cartwright
Finish Rank	10
Fastest Section Time (Section)	0:11.59 (1000-800)
Top Speed [km/h] (Section)	65.5 (1000-800)
Race State	Finished



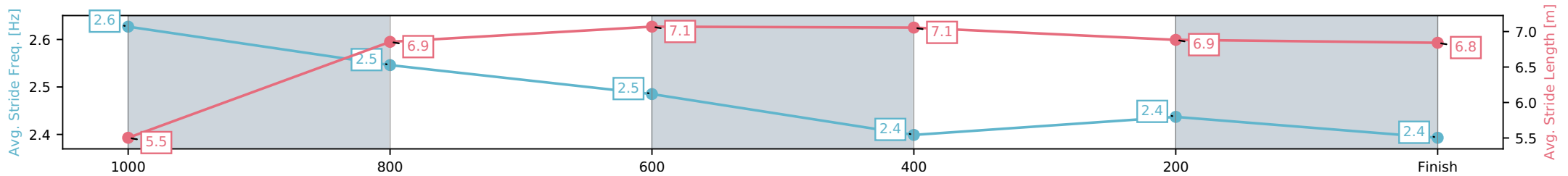
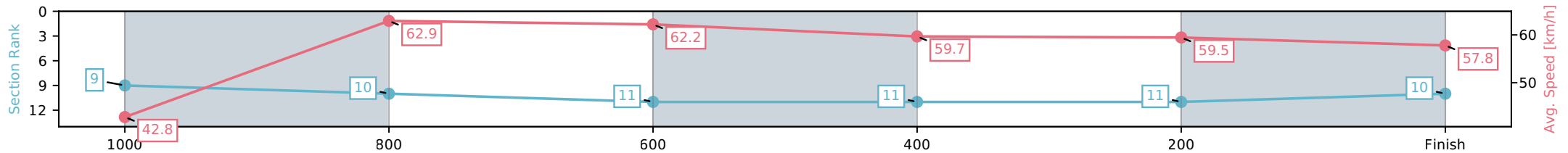
Toowoomba QLD --Professional-2026-04-25
 Race 4: SWQ TRAINING PTY LTD QTIS Three-Year-Old
 Maiden Handicap - 1100m



25 April 2026 - 7:10PM

Track Rating: Good 4, Weather: Fine, Rail Position: +3m Entire Circuit

Section	L1100	L1000	L800	L600	L400	L200
Section Times	1:09.34 (0:09.49)	0:59.85 [10] (0:11.59)	0:48.26 [11] (0:11.63)	0:36.62 [11] (0:12.06)	0:24.56 [11] (0:12.13)	0:12.43 [10] (0:12.43)
Average Speed [km/h]	42.8	62.9	62.2	59.7	59.5	57.8
Top Speed [km/h]	58.4	65.5	63.8	60.4	60.0	58.7
Avg. Dist. to Rail [m]	10.3	4.5	1.5	0.4	0.8	2.7
Avg. Stride Freq. [Hz]	2.6	2.5	2.5	2.4	2.4	2.4
Avg. Stride Length [m]	5.5	6.9	7.1	7.1	6.9	6.8



- [] Ranking at each section and finish
- :-:- No data available at this section
- NA No data available

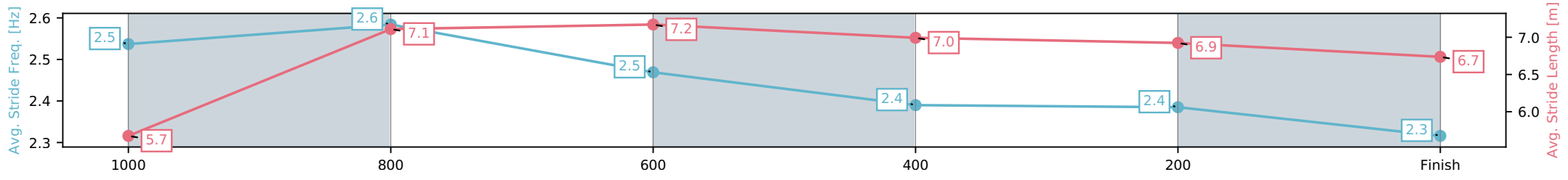
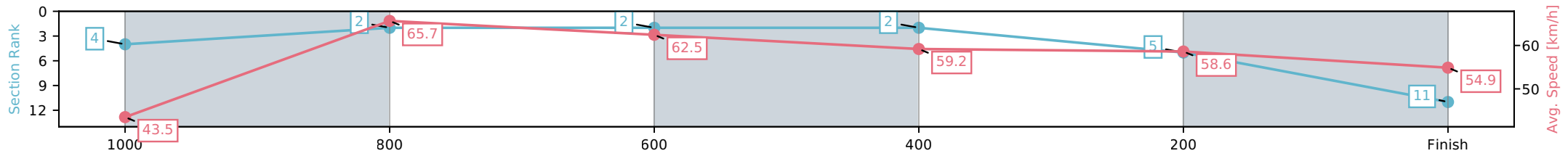
Horse/Jockey Name	Little Miss Boom/Montanna Savva
Finish Rank	11
Fastest Section Time (Section)	0:11.06 (1000-800)
Top Speed [km/h] (Section)	66.6 (1000-800)
Race State	Finished



Toowoomba QLD --Professional-2026-04-25
 Race 4: SWQ TRAINING PTY LTD QTIS Three-Year-Old
 Maiden Handicap - 1100m
 25 April 2026 - 7:10PM
 Track Rating: Good 4, Weather: Fine, Rail Position: +3m Entire Circuit



Section	L1100	L1000	L800	L600	L400	L200
Section Times	1:09.60 (0:09.27)	1:00.33 [2] (0:11.06)	0:49.27 [2] (0:11.53)	0:37.74 [2] (0:12.22)	0:25.52 [5] (0:12.33)	0:13.19 [11] (0:13.19)
Average Speed [km/h]	43.5	65.7	62.5	59.2	58.6	54.9
Top Speed [km/h]	63.2	66.6	65.7	60.5	59.5	57.3
Avg. Dist. to Rail [m]	10.2	3.4	0.3	0.8	1.2	0.7
Avg. Stride Freq. [Hz]	2.5	2.6	2.5	2.4	2.4	2.3
Avg. Stride Length [m]	5.7	7.1	7.2	7.0	6.9	6.7



[] Ranking at each section and finish
 -:-:- No data available at this section
 NA No data available

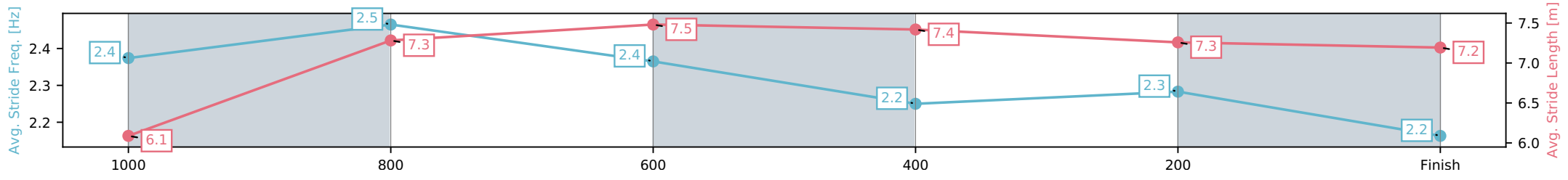
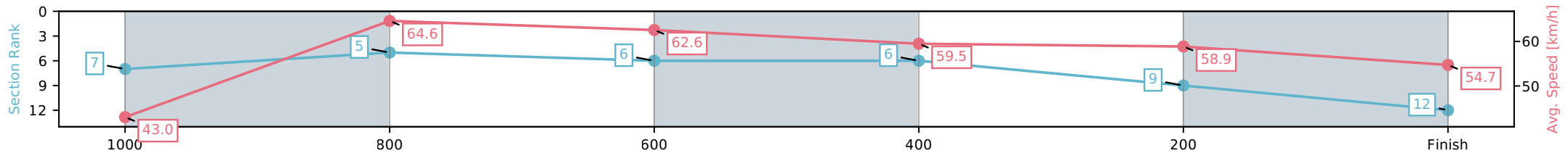
Horse/Jockey Name	Aliza/Kenji Yoshida
Finish Rank	12
Fastest Section Time (Section)	0:11.30 (1000-800)
Top Speed [km/h] (Section)	65.7 (1000-800)
Race State	Finished



Toowoomba QLD --Professional-2026-04-25
 Race 4: SWQ TRAINING PTY LTD QTIS Three-Year-Old
 Maiden Handicap - 1100m
 25 April 2026 - 7:10PM
 Track Rating: Good 4, Weather: Fine, Rail Position: +3m Entire Circuit



Section	L1100	L1000	L800	L600	L400	L200
Section Times	1:09.89 (0:09.37)	1:00.52 [5] (0:11.30)	0:49.22 [6] (0:11.58)	0:37.64 [6] (0:12.13)	0:25.51 [9] (0:12.27)	0:13.24 [12] (0:13.24)
Average Speed [km/h]	43.0	64.6	62.6	59.5	58.9	54.7
Top Speed [km/h]	61.1	65.7	64.6	60.4	60.5	56.7
Avg. Dist. to Rail [m]	7.1	4.4	1.7	0.6	1.0	2.3
Avg. Stride Freq. [Hz]	2.4	2.5	2.4	2.2	2.3	2.2
Avg. Stride Length [m]	6.1	7.3	7.5	7.4	7.3	7.2



[] Ranking at each section and finish
 -:-:- No data available at this section
 NA No data available



Toowoomba QLD

Race 5: BROWN FAMILY WINE GROUP BENCHMARK 62 Handicap - 870m

25 April 2026 - 7:44PM



Track Rating: Good 4, Weather: Fine, Rail Position: +3m Entire Circuit

Field Times (Race Tempo) 0:51.40 0:44.53 0:33.94 0:23.21 0:11.92
 (0:06.87) (0:10.59) (0:10.73) (0:11.30) (0:11.92)

Rank	TAB#	Horse	Overall Time	First 400m	Top Speed km/h (Section)	L870	L800	L600	L400	L200			
	(BAR#)	Jockey	Margin (DT-W)	Last 600m	Fastest Section (Time)	Start - 800	800 - 600	600 - 400	400 - 200	200 - Finish			
1	7	Drums Of War	0:51.40	0:24.55	68.4 (800-600)	0:51.40	0:44.51 [2]	0:33.84 [2]	0:22.96 [2]	0:11.77 [2]			
	(1)	Ashley Butler		0:33.85	800-600 (0:10.66)	(0:06.89)	(0:10.66)	(0:10.89)	(0:11.19)	(0:11.77)			
2	1	Gitalong	0:51.54	0:24.36	69.3 (800-600)	0:51.54	0:44.65 [3]	0:34.08 [1]	0:23.35 [1]	0:12.06 [1]			
	(4)	Cheryl Rogers	0.8L (+13)	0:34.09	800-600 (0:10.56)	(0:06.89)	(0:10.56)	(0:10.73)	(0:11.30)	(0:12.06)			
3	5	Mr Evans	0:51.62	0:24.65	68.8 (800-600)	0:51.62	0:44.75 [1]	0:33.99 [3]	0:23.00 [3]	0:11.74 [3]			
	(3)	Fred Larson	1.3L (+8)	0:33.98	800-600 (0:10.76)	(0:06.87)	(0:10.76)	(0:10.98)	(0:11.26)	(0:11.74)			
4	6	Shut Eye	0:51.77	0:24.85	68.8 (600-400)	0:51.77	0:44.76 [5]	0:33.98 [5]	0:22.98 [5]	0:11.70 [4]			
	(2)	Kenji Yoshida	2.2L (+7)	0:33.98	800-600 (0:10.78)	(0:07.01)	(0:10.78)	(0:11.00)	(0:11.28)	(0:11.70)			
5	8	Raiderlicious	0:52.36	0:24.96	68.2 (600-400)	0:52.36	0:45.40 [4]	0:34.46 [6]	0:23.50 [7]	0:12.14 [5]			
	(5)	Georgina Cartwright	5.7L (+8)	0:34.47	800-600 (0:10.94)	(0:06.96)	(0:10.94)	(0:10.96)	(0:11.37)	(0:12.14)			
6	2	Gypsy Tricks	0:52.87	0:24.77	69.5 (800-600)	0:52.87	0:45.80 [6]	0:35.11 [4]	0:24.14 [4]	0:12.54 [6]			
	(8)	Chloe Lowe	8.7L (+11)	0:35.11	800-600 (0:10.69)	(0:07.07)	(0:10.69)	(0:10.97)	(0:11.60)	(0:12.54)			
7	3	I Am A Winner	0:52.97	0:24.94	69.4 (800-600)	0:52.97	0:45.56 [8]	0:34.97 [7]	0:24.12 [6]	0:12.52 [7]			
	(6)	Kelsey Lenton	9.2L (+6)	0:34.98	800-600 (0:10.59)	(0:07.41)	(0:10.59)	(0:10.86)	(0:11.60)	(0:12.52)			
8	4	Hard Landing	0:53.01	0:25.27	67.4 (600-400)	0:53.01	0:45.78 [7]	0:34.78 [8]	0:23.86 [8]	0:12.42 [8]			
	(7)	Danny Peisley	9.5L (+8)	0:34.78	600-400 (0:10.92)	(0:07.23)	(0:11.00)	(0:10.92)	(0:11.44)	(0:12.42)			

Scratched: Mister Tudor (#9), Mr Encore (#10), Another Veuve (#11), Faithinher (#12), Dreamwriter (#13), Beau's Girl (#14)

Report Created: Sat 25 April 2026

(Note: Races are conducted over an approximate distance as close as possible to the advertised distance, and recorded data may vary accordingly. Official times refer to race times only and do not include handicap times.)

[] Position in running at each section and finish TAB# Saddle cloth number

Fastest split

-:--:-- No data available at this section

BAR# Barrier/Gate Position

Fastest section

NA No data available

DNF Did not finish

DNT Did not track

DT-W Distance travelled compared to winner in metres

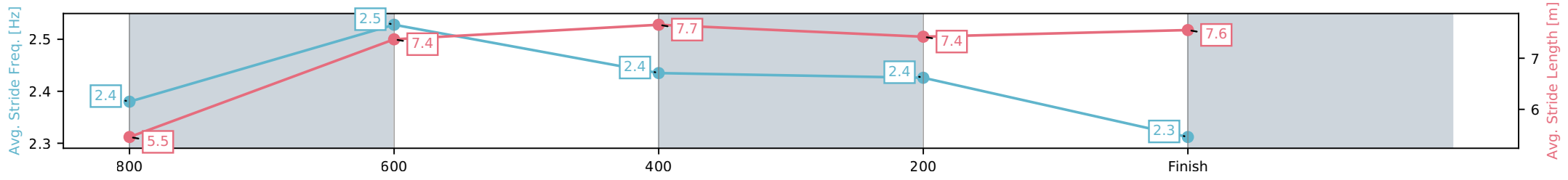
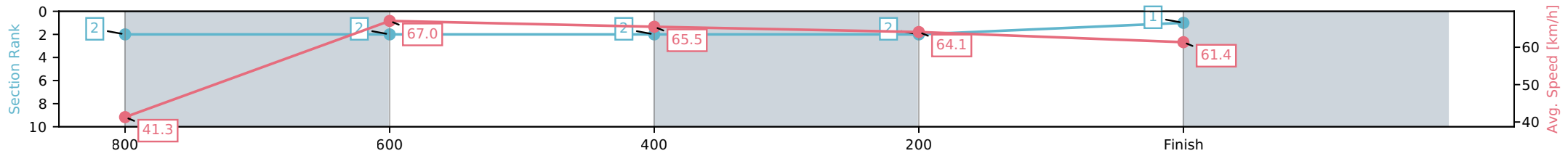
Horse/Jockey Name	Drums Of War/Ashley Butler
Finish Rank	1
Fastest Section Time (Section)	0:10.66 (800-600)
Top Speed [km/h] (Section)	68.4 (800-600)
Race State	Finished



Toowoomba QLD --Professional-2026-04-25
 Race 5: BROWN FAMILY WINE GROUP BENCHMARK 62
 Handicap - 870m
 25 April 2026 - 7:44PM
 Track Rating: Good 4, Weather: Fine, Rail Position: +3m Entire Circuit



Section	L870	L600	L400	L200	L0
Section Times	0:51.40 (0:06.89)	0:44.51 [2] (0:10.66)	0:33.84 [2] (0:10.89)	0:22.96 [2] (0:11.19)	0:11.77 [1] (0:11.77)
Average Speed [km/h]	41.3	67.0	65.5	64.1	61.4
Top Speed [km/h]	61.6	68.4	68.2	65.0	63.8
Avg. Dist. to Rail [m]	5.0	3.0	1.9	0.9	0.5
Avg. Stride Freq. [Hz]	2.4	2.5	2.4	2.4	2.3
Avg. Stride Length [m]	5.5	7.4	7.7	7.4	7.6



[] Ranking at each section and finish
 -:-:- No data available at this section
 NA No data available

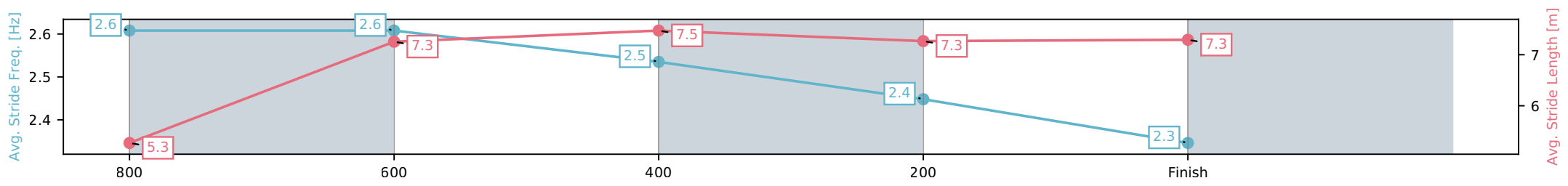
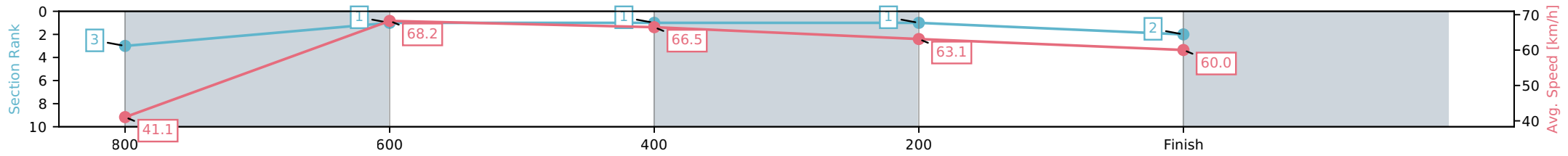
Horse/Jockey Name	Gitalong/Cheryl Rogers
Finish Rank	2
Fastest Section Time (Section)	0:10.56 (800-600)
Top Speed [km/h] (Section)	69.3 (800-600)
Race State	Finished



Toowoomba QLD --Professional-2026-04-25
 Race 5: BROWN FAMILY WINE GROUP BENCHMARK 62
 Handicap - 870m
 25 April 2026 - 7:44PM
 Track Rating: Good 4, Weather: Fine, Rail Position: +3m Entire Circuit



Section	L870	L600	L400	L200	L0
Section Times	0:51.54 (0:06.89)	0:44.65 [1] (0:10.56)	0:34.08 [1] (0:10.73)	0:23.35 [1] (0:11.30)	0:12.06 [2] (0:12.06)
Average Speed [km/h]	41.1	68.2	66.5	63.1	60.0
Top Speed [km/h]	63.1	69.3	69.1	64.5	62.5
Avg. Dist. to Rail [m]	2.4	1.1	1.8	1.8	0.6
Avg. Stride Freq. [Hz]	2.6	2.6	2.5	2.4	2.3
Avg. Stride Length [m]	5.3	7.3	7.5	7.3	7.3



[] Ranking at each section and finish
 -:-:- No data available at this section
 NA No data available

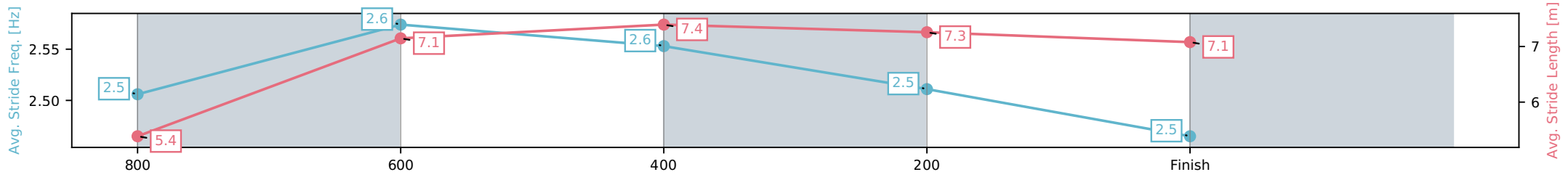
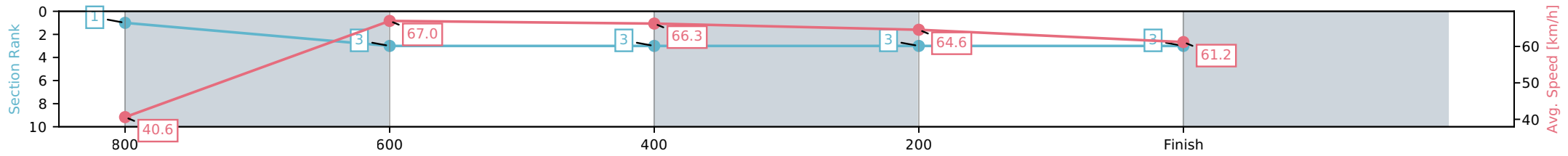
Horse/Jockey Name	Mr Evans/Fred Larson
Finish Rank	3
Fastest Section Time (Section)	0:10.76 (800-600)
Top Speed [km/h] (Section)	68.8 (800-600)
Race State	Finished



Toowoomba QLD --Professional-2026-04-25
 Race 5: BROWN FAMILY WINE GROUP BENCHMARK 62
 Handicap - 870m
 25 April 2026 - 7:44PM
 Track Rating: Good 4, Weather: Fine, Rail Position: +3m Entire Circuit



Section	L870	L600	L400	L200	L0
Section Times	0:51.62 (0:06.87)	0:44.75 [3] (0:10.76)	0:33.99 [3] (0:10.98)	0:23.00 [3] (0:11.26)	0:11.74 [3] (0:11.74)
Average Speed [km/h]	40.6	67.0	66.3	64.6	61.2
Top Speed [km/h]	60.6	68.8	68.4	65.4	63.3
Avg. Dist. to Rail [m]	1.4	0.9	2.1	3.7	5.0
Avg. Stride Freq. [Hz]	2.5	2.6	2.6	2.5	2.5
Avg. Stride Length [m]	5.4	7.1	7.4	7.3	7.1



[] Ranking at each section and finish
 -:-:- No data available at this section
 NA No data available

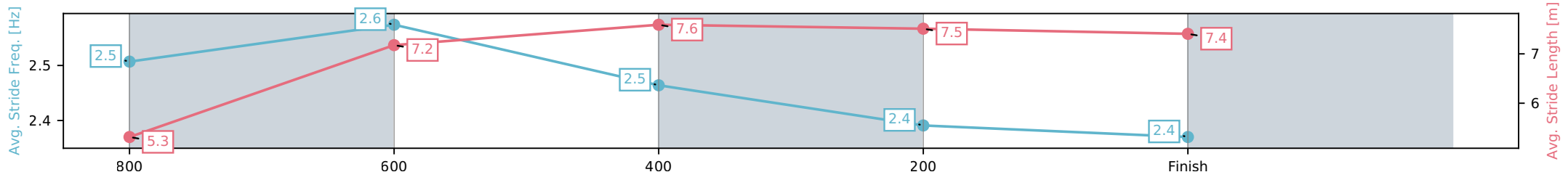
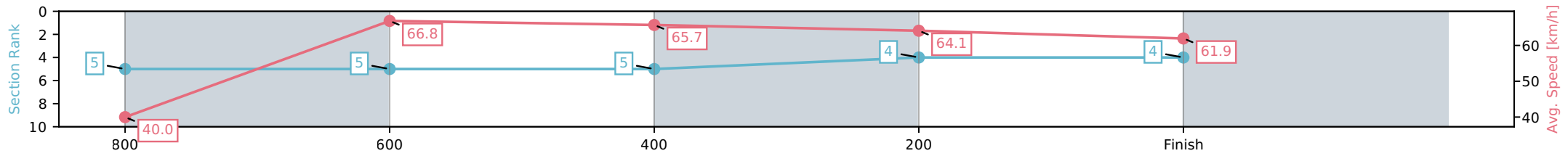
Horse/Jockey Name	Shut Eye/Kenji Yoshida
Finish Rank	4
Fastest Section Time (Section)	0:10.78 (800-600)
Top Speed [km/h] (Section)	68.8 (600-400)
Race State	Finished



Toowoomba QLD --Professional-2026-04-25
 Race 5: BROWN FAMILY WINE GROUP BENCHMARK 62
 Handicap - 870m
 25 April 2026 - 7:44PM
 Track Rating: Good 4, Weather: Fine, Rail Position: +3m Entire Circuit



Section	L870	L600	L400	L200	L0
Section Times	0:51.77 (0:07.01)	0:44.76 [5] (0:10.78)	0:33.98 [5] (0:11.00)	0:22.98 [4] (0:11.28)	0:11.70 [4] (0:11.70)
Average Speed [km/h]	40.0	66.8	65.7	64.1	61.9
Top Speed [km/h]	60.6	68.7	68.8	64.8	63.9
Avg. Dist. to Rail [m]	1.6	0.7	1.0	1.5	2.5
Avg. Stride Freq. [Hz]	2.5	2.6	2.5	2.4	2.4
Avg. Stride Length [m]	5.3	7.2	7.6	7.5	7.4



[] Ranking at each section and finish
 -:-:- No data available at this section
 NA No data available

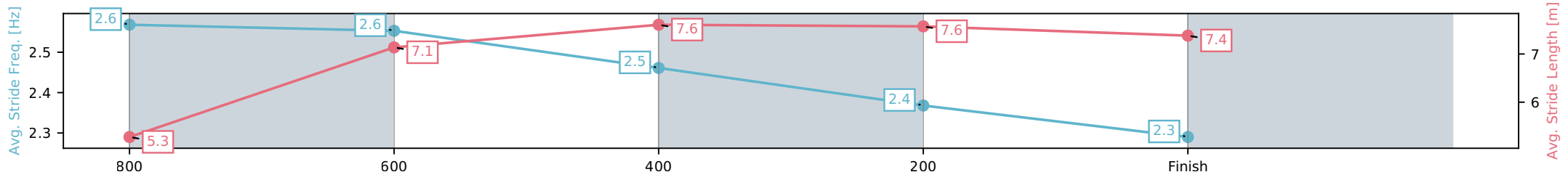
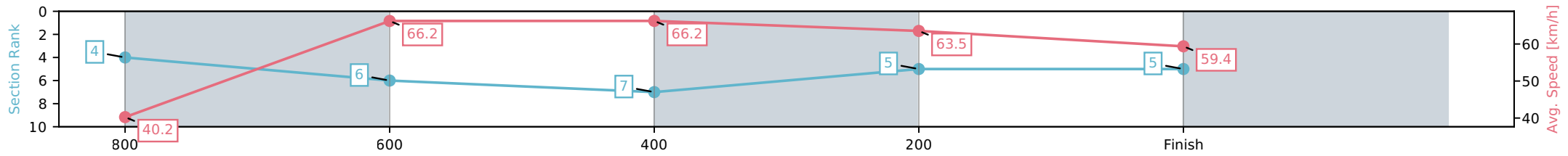
Horse/Jockey Name	Raiderlicious/Georgina Cartwright
Finish Rank	5
Fastest Section Time (Section)	0:10.94 (800-600)
Top Speed [km/h] (Section)	68.2 (600-400)
Race State	Finished



Toowoomba QLD --Professional-2026-04-25
 Race 5: BROWN FAMILY WINE GROUP BENCHMARK 62
 Handicap - 870m
 25 April 2026 - 7:44PM
 Track Rating: Good 4, Weather: Fine, Rail Position: +3m Entire Circuit



Section	L870	L600	L400	L200	L0
Section Times	0:52.36 (0:06.96)	0:45.40 [6] (0:10.94)	0:34.46 [7] (0:10.96)	0:23.50 [5] (0:11.37)	0:12.14 [5] (0:12.14)
Average Speed [km/h]	40.2	66.2	66.2	63.5	59.4
Top Speed [km/h]	59.9	67.9	68.2	64.9	61.8
Avg. Dist. to Rail [m]	3.6	3.1	1.5	1.3	2.3
Avg. Stride Freq. [Hz]	2.6	2.6	2.5	2.4	2.3
Avg. Stride Length [m]	5.3	7.1	7.6	7.6	7.4



[] Ranking at each section and finish
 -:-:- No data available at this section
 NA No data available

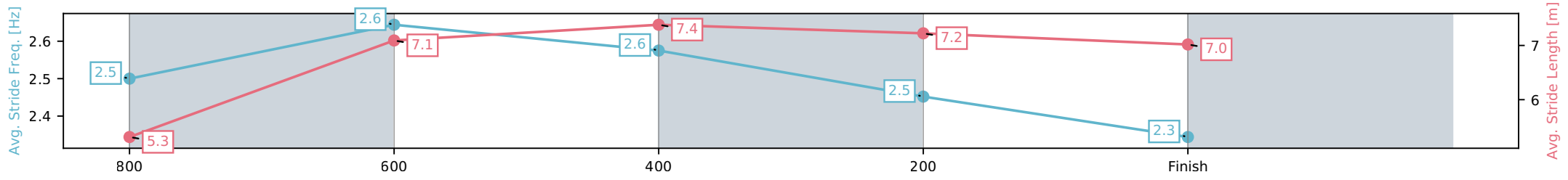
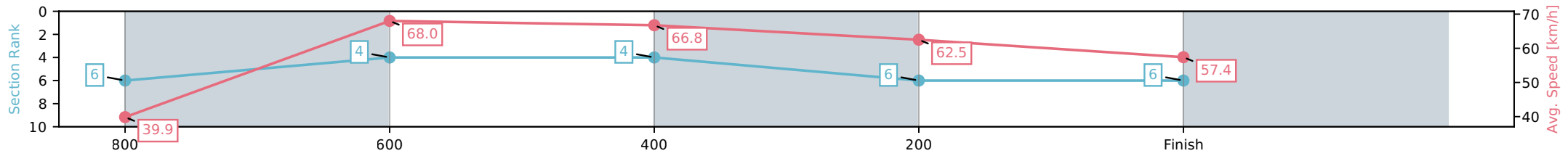
Horse/Jockey Name	Gypsy Tricks/Chloe Lowe
Finish Rank	6
Fastest Section Time (Section)	0:10.69 (800-600)
Top Speed [km/h] (Section)	69.5 (800-600)
Race State	Finished



Toowoomba QLD --Professional-2026-04-25
 Race 5: BROWN FAMILY WINE GROUP BENCHMARK 62
 Handicap - 870m
 25 April 2026 - 7:44PM
 Track Rating: Good 4, Weather: Fine, Rail Position: +3m Entire Circuit



Section	L870	L600	L400	L200	L0
Section Times	0:52.87 (0:07.07)	0:45.80 [4] (0:10.69)	0:35.11 [4] (0:10.97)	0:24.14 [6] (0:11.60)	0:12.54 [6] (0:12.54)
Average Speed [km/h]	39.9	68.0	66.8	62.5	57.4
Top Speed [km/h]	61.6	69.5	69.1	64.4	60.5
Avg. Dist. to Rail [m]	6.2	5.6	3.1	2.7	4.9
Avg. Stride Freq. [Hz]	2.5	2.6	2.6	2.5	2.3
Avg. Stride Length [m]	5.3	7.1	7.4	7.2	7.0



[] Ranking at each section and finish
 -:-:- No data available at this section
 NA No data available

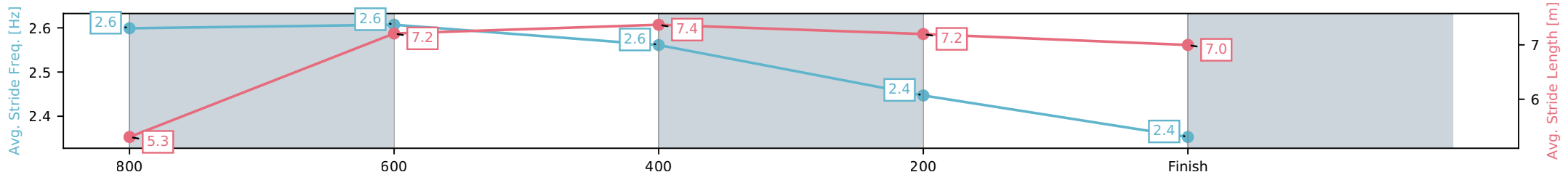
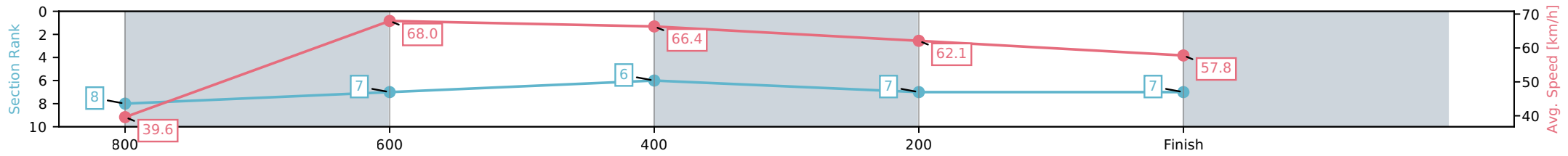
Horse/Jockey Name	I Am A Winner/Kelsey Lenton
Finish Rank	7
Fastest Section Time (Section)	0:10.59 (800-600)
Top Speed [km/h] (Section)	69.4 (800-600)
Race State	Finished



Toowoomba QLD --Professional-2026-04-25
 Race 5: BROWN FAMILY WINE GROUP BENCHMARK 62
 Handicap - 870m
 25 April 2026 - 7:44PM
 Track Rating: Good 4, Weather: Fine, Rail Position: +3m Entire Circuit



Section	L870	L600	L400	L200	L0
Section Times	0:52.97 (0:07.41)	0:45.56 [7] (0:10.59)	0:34.97 [6] (0:10.86)	0:24.12 [7] (0:11.60)	0:12.52 [7] (0:12.52)
Average Speed [km/h]	39.6	68.0	66.4	62.1	57.8
Top Speed [km/h]	61.9	69.4	69.3	64.3	60.8
Avg. Dist. to Rail [m]	3.0	0.4	0.2	0.5	1.0
Avg. Stride Freq. [Hz]	2.6	2.6	2.6	2.4	2.4
Avg. Stride Length [m]	5.3	7.2	7.4	7.2	7.0



[] Ranking at each section and finish
 -:-:- No data available at this section
 NA No data available

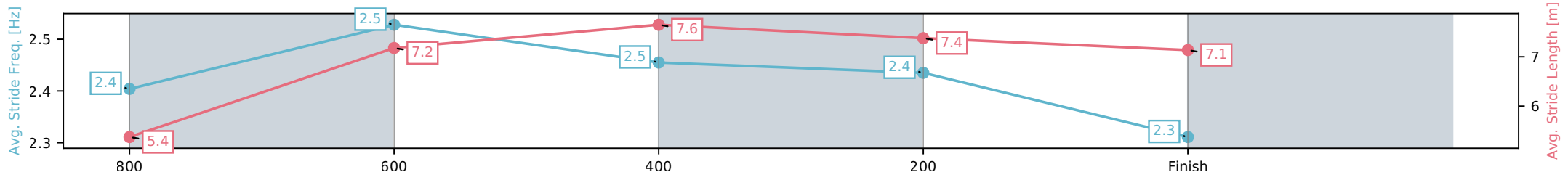
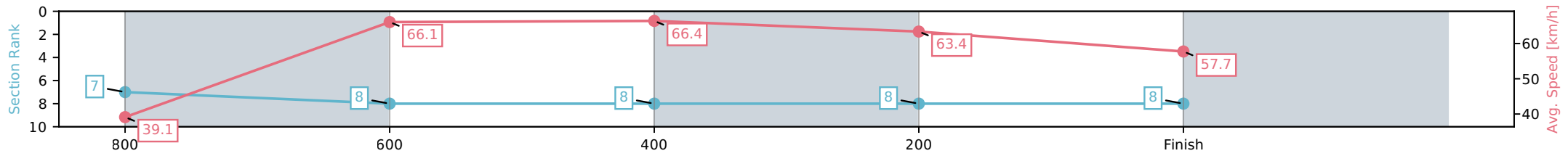
Horse/Jockey Name	Hard Landing/Danny Peisley
Finish Rank	8
Fastest Section Time (Section)	0:10.92 (600-400)
Top Speed [km/h] (Section)	67.4 (600-400)
Race State	Finished



Toowoomba QLD --Professional-2026-04-25
 Race 5: BROWN FAMILY WINE GROUP BENCHMARK 62
 Handicap - 870m
 25 April 2026 - 7:44PM
 Track Rating: Good 4, Weather: Fine, Rail Position: +3m Entire Circuit



Section	L870	L600	L400	L200	L0
Section Times	0:53.01 (0:07.23)	0:45.78 [8] (0:11.00)	0:34.78 [8] (0:10.92)	0:23.86 [8] (0:11.44)	0:12.42 [8] (0:12.42)
Average Speed [km/h]	39.1	66.1	66.4	63.4	57.7
Top Speed [km/h]	60.0	67.4	67.4	64.9	61.3
Avg. Dist. to Rail [m]	5.5	4.5	1.6	3.2	5.9
Avg. Stride Freq. [Hz]	2.4	2.5	2.5	2.4	2.3
Avg. Stride Length [m]	5.4	7.2	7.6	7.4	7.1



[] Ranking at each section and finish
 -:-:- No data available at this section
 NA No data available



Toowoomba QLD

Race 6: BOTTLEMART Maiden Handicap - 1300m

25 April 2026 - 8:19PM



Track Rating: Good 4, Weather: Fine, Rail Position: +3m Entire Circuit

Field Times (Race Tempo) 1:20.62 1:11.85 1:00.97 0:49.21 0:37.04 0:24.66 0:12.42
 (0:08.77) (0:10.88) (0:11.76) (0:12.17) (0:12.38) (0:12.24) (0:12.42)

Rank	TAB#	Horse	Overall Time	First 400m	Top Speed km/h (Section)	L1300	L1200	L1000	L800	L600	L400	L200	
	(BAR#)	Jockey	Margin (DT-W)	Last 600m	Fastest Section (Time)	Start - 1200	1200 - 1000	1000 - 800	800 - 600	600 - 400	400 - 200	200 - Finish	
1	7	Sir Snacklot	1:20.62	0:25.38	67.9 (1200-1000)	1:20.62	1:11.83 [2]	1:00.97 [1]	0:49.21 [1]	0:37.04 [1]	0:24.48 [2]	0:12.42 [1]	
	(8)	Colleen Krahen		0:37.04	1200-1000 (0:10.86)	(0:08.79)	(0:10.86)	(0:11.76)	(0:12.17)	(0:12.55)	(0:12.07)	(0:12.42)	
2	2	Jaddaf	1:21.14	0:25.53	66.8 (1200-1000)	1:21.14	1:12.37 [1]	1:01.35 [2]	0:49.50 [2]	0:37.11 [4]	0:24.79 [4]	0:12.67 [3]	
	(6)	Gary Geran	3.1L (+0)	0:37.10	1200-1000 (0:11.02)	(0:08.77)	(0:11.02)	(0:11.85)	(0:12.39)	(0:12.31)	(0:12.12)	(0:12.67)	
3	1	Divinity Star	1:21.24	0:26.53	64.9 (1200-1000)	1:21.24	1:11.98 [7]	1:00.53 [10]	0:48.74 [10]	0:36.79 [8]	0:24.79 [6]	0:12.73 [4]	
	(10)	Nathan Fazackerley	3.6L (-9)	0:36.79	1200-1000 (0:11.46)	(0:09.26)	(0:11.46)	(0:11.78)	(0:11.95)	(0:12.00)	(0:12.06)	(0:12.73)	
4	3	Whiskey And Wine	1:21.32	0:25.93	65.4 (1200-1000)	1:21.32	1:12.45 [3]	1:01.23 [3]	0:49.37 [5]	0:37.11 [6]	0:24.83 [8]	0:12.67 [6]	
	(3)	Montanna Savva	4.1L (-4)	0:37.11	1200-1000 (0:11.22)	(0:08.87)	(0:11.22)	(0:11.86)	(0:12.26)	(0:12.28)	(0:12.16)	(0:12.67)	
5	11	Madam Griselda	1:21.73	0:26.00	66.4 (1200-1000)	1:21.73	1:12.36 [9]	1:01.44 [6]	0:49.88 [4]	0:37.99 [2]	0:25.77 [1]	0:13.34 [2]	
	(2)	Danny Peisley	6.5L (+5)	0:37.99	1200-1000 (0:10.92)	(0:09.37)	(0:10.92)	(0:11.56)	(0:11.89)	(0:12.22)	(0:12.43)	(0:13.34)	
6	13	Gratification	1:21.76	0:26.10	65.9 (1200-1000)	1:21.76	1:12.69 [5]	1:01.49 [5]	0:49.60 [7]	0:37.41 [7]	0:25.23 [9]	0:12.97 [7]	
	(5)	Fred Larson	6.7L (-1)	0:37.41	1200-1000 (0:11.20)	(0:09.07)	(0:11.20)	(0:11.89)	(0:12.19)	(0:12.18)	(0:12.26)	(0:12.97)	
7	6	Revantas	1:21.79	0:26.44	64.6 (1200-1000)	1:21.79	1:12.58 [6]	1:01.19 [9]	0:49.38 [8]	0:37.27 [9]	0:25.34 [5]	0:13.21 [5]	
	(9)	Kelsey Lenton	6.9L (-2)	0:37.28	1200-1000 (0:11.39)	(0:09.21)	(0:11.39)	(0:11.81)	(0:12.11)	(0:11.93)	(0:12.14)	(0:13.21)	
8	10	Lost In France	1:22.14	0:26.34	65.8 (1200-1000)	1:22.14	1:12.84 [8]	1:01.66 [7]	0:49.68 [9]	0:37.56 [10]	0:25.22 [10]	0:12.94 [9]	
	(4)	Olivia Kendal	8.9L (-6)	0:37.57	1200-1000 (0:11.19)	(0:09.30)	(0:11.19)	(0:11.98)	(0:12.12)	(0:12.34)	(0:12.29)	(0:12.94)	
9	4	I Drove All Night	1:22.44	0:25.80	66.2 (1200-1000)	1:22.44	1:13.43 [4]	1:02.33 [4]	0:50.75 [3]	0:38.64 [3]	0:26.24 [3]	0:13.47 [8]	
	(7)	Courtney Bellamy	10.7L (-7)	0:38.65	1200-1000 (0:11.10)	(0:09.01)	(0:11.10)	(0:11.58)	(0:12.11)	(0:12.40)	(0:12.78)	(0:13.47)	
10	5	Red Cape	1:23.09	0:26.23	66.4 (1200-1000)	1:23.09	1:13.59 [10]	1:02.56 [8]	0:51.05 [6]	0:38.94 [5]	0:26.61 [7]	0:13.81 [10]	
	(1)	Michael Murphy	14.6L (+1)	0:38.94	1200-1000 (0:11.03)	(0:09.50)	(0:11.03)	(0:11.50)	(0:12.11)	(0:12.33)	(0:12.80)	(0:13.81)	

Scratched: Apollo Moon (#8), Luke Skywalker (#9), Top Level (#12), Sweet Poppy (#14)

Report Created: Sat 25 April 2026

(Note: Races are conducted over an approximate distance as close as possible to the advertised distance, and recorded data may vary accordingly. Official times refer to race times only and do not include handicap times.)

[] Position in running at each section and finish TAB# Saddle cloth number

-:-:- No data available at this section

NA No data available

DNT Did not track

BAR# Barrier/Gate Position

DNF Did not finish

DT-W Distance travelled compared to winner in metres

Fastest split

Fastest section

Horse/Jockey Name	Sir Snackalot/Colleen Krahen
Finish Rank	1
Fastest Section Time (Section)	0:10.86 (1200-1000)
Top Speed [km/h] (Section)	67.9 (1200-1000)
Race State	Finished



Toowoomba QLD --Professional-2026-04-25

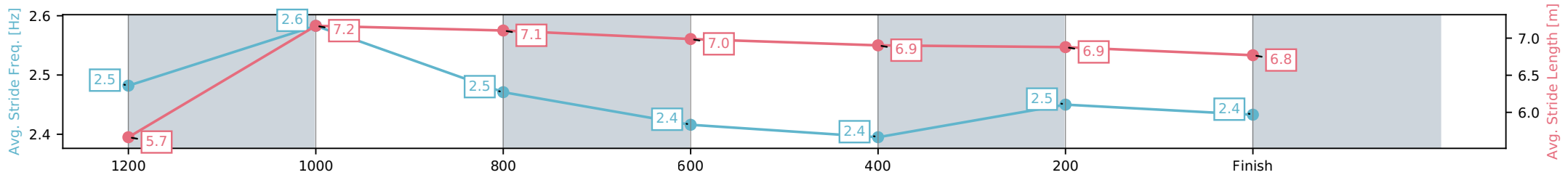
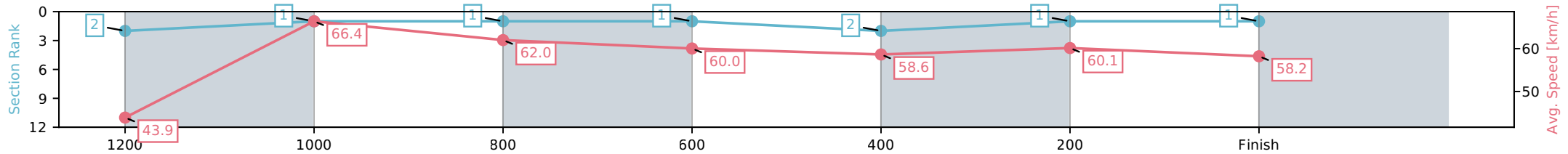
Race 6: BOTTLEMART Maiden Handicap - 1300m

25 April 2026 - 8:19PM



Track Rating: Good 4, Weather: Fine, Rail Position: +3m Entire Circuit

Section	L1300	L1200	L1000	L800	L600	L400	L200
Section Times	1:20.62 (0:08.79)	1:11.83 [1] (0:10.86)	1:00.97 [1] (0:11.76)	0:49.21 [1] (0:12.17)	0:37.04 [2] (0:12.55)	0:24.48 [1] (0:12.07)	0:12.42 [1] (0:12.42)
Average Speed [km/h]	43.9	66.4	62.0	60.0	58.6	60.1	58.2
Top Speed [km/h]	62.6	67.9	66.0	61.2	59.4	61.2	60.0
Avg. Dist. to Rail [m]	7.0	3.8	3.5	4.6	4.3	2.5	2.3
Avg. Stride Freq. [Hz]	2.5	2.6	2.5	2.4	2.4	2.5	2.4
Avg. Stride Length [m]	5.7	7.2	7.1	7.0	6.9	6.9	6.8



- [] Ranking at each section and finish
- :-:- No data available at this section
- NA No data available

Horse/Jockey Name	Jaddaf/Gary Geran
Finish Rank	2
Fastest Section Time (Section)	0:11.02 (1200-1000)
Top Speed [km/h] (Section)	66.8 (1200-1000)
Race State	Finished



Toowoomba QLD --Professional-2026-04-25

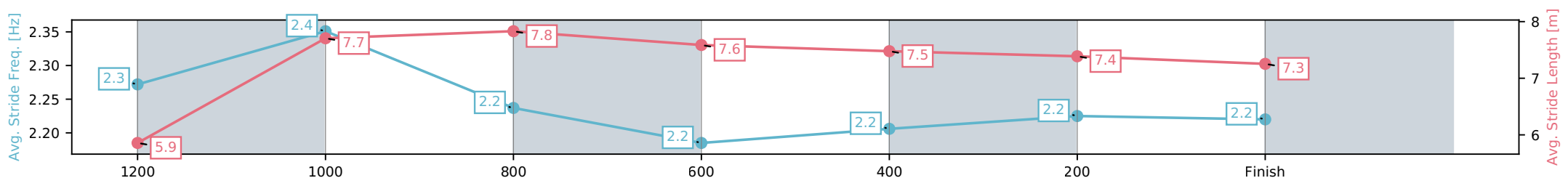
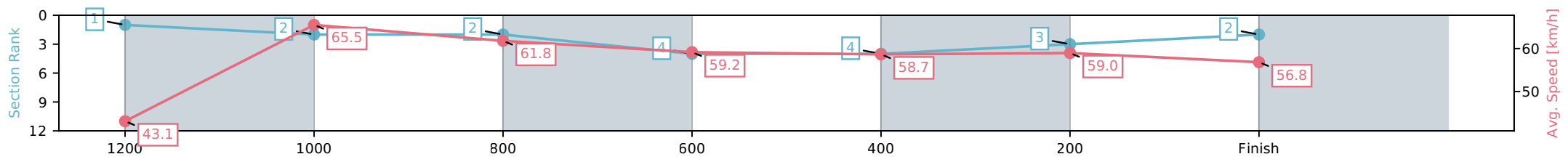
Race 6: BOTTLEMART Maiden Handicap - 1300m

25 April 2026 - 8:19PM



Track Rating: Good 4, Weather: Fine, Rail Position: +3m Entire Circuit

Section	L1300	L1200	L1000	L800	L600	L400	L200
Section Times	1:21.14 (0:08.77)	1:12.37 [2] (0:11.02)	1:01.35 [2] (0:11.85)	0:49.50 [4] (0:12.39)	0:37.11 [4] (0:12.31)	0:24.79 [3] (0:12.12)	0:12.67 [2] (0:12.67)
Average Speed [km/h]	43.1	65.5	61.8	59.2	58.7	59.0	56.8
Top Speed [km/h]	61.9	66.8	64.5	60.2	59.7	59.3	58.3
Avg. Dist. to Rail [m]	7.4	5.4	4.2	5.2	1.5	1.5	0.6
Avg. Stride Freq. [Hz]	2.3	2.4	2.2	2.2	2.2	2.2	2.2
Avg. Stride Length [m]	5.9	7.7	7.8	7.6	7.5	7.4	7.3



[] Ranking at each section and finish
 -:-:- No data available at this section
 NA No data available

Horse/Jockey Name	Divinity Star/Nathan Fazackerley
Finish Rank	3
Fastest Section Time (Section)	0:11.46 (1200-1000)
Top Speed [km/h] (Section)	64.9 (1200-1000)
Race State	Finished



Toowoomba QLD --Professional-2026-04-25

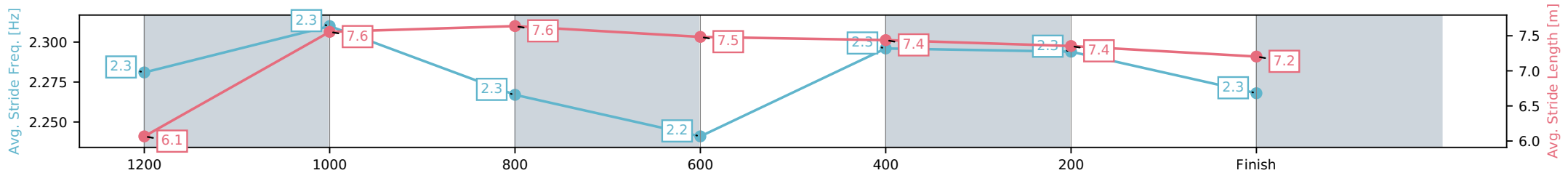
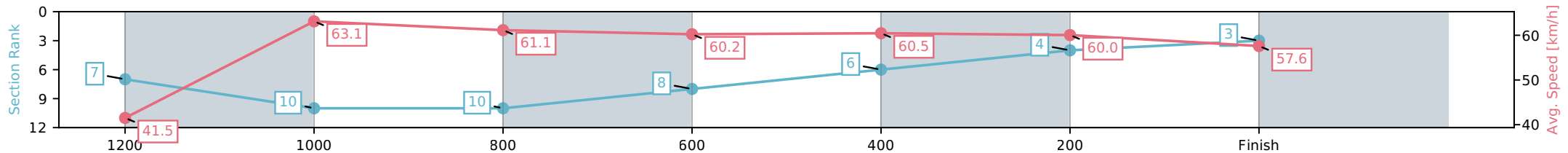
Race 6: BOTTLEMART Maiden Handicap - 1300m

25 April 2026 - 8:19PM



Track Rating: Good 4, Weather: Fine, Rail Position: +3m Entire Circuit

Section	L1300	L1200	L1000	L800	L600	L400	L200
Section Times	1:21.24 (0:09.26)	1:11.98 [10] (0:11.46)	1:00.53 [10] (0:11.78)	0:48.74 [8] (0:11.95)	0:36.79 [6] (0:12.00)	0:24.79 [4] (0:12.06)	0:12.73 [3] (0:12.73)
Average Speed [km/h]	41.5	63.1	61.1	60.2	60.5	60.0	57.6
Top Speed [km/h]	58.0	64.9	63.3	63.1	63.2	60.7	59.4
Avg. Dist. to Rail [m]	10.9	4.2	0.8	0.4	1.4	2.3	3.4
Avg. Stride Freq. [Hz]	2.3	2.3	2.3	2.2	2.3	2.3	2.3
Avg. Stride Length [m]	6.1	7.6	7.6	7.5	7.4	7.4	7.2



- [] Ranking at each section and finish
- :-:- No data available at this section
- NA No data available

Horse/Jockey Name	Whiskey And Wine/Montanna Savva
Finish Rank	4
Fastest Section Time (Section)	0:11.22 (1200-1000)
Top Speed [km/h] (Section)	65.4 (1200-1000)
Race State	Finished



Toowoomba QLD --Professional-2026-04-25

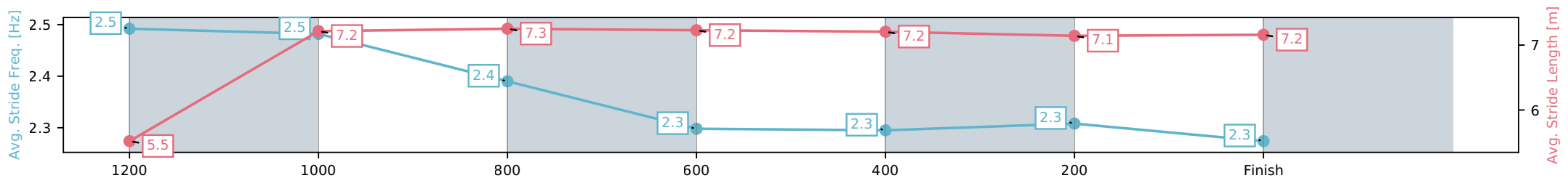
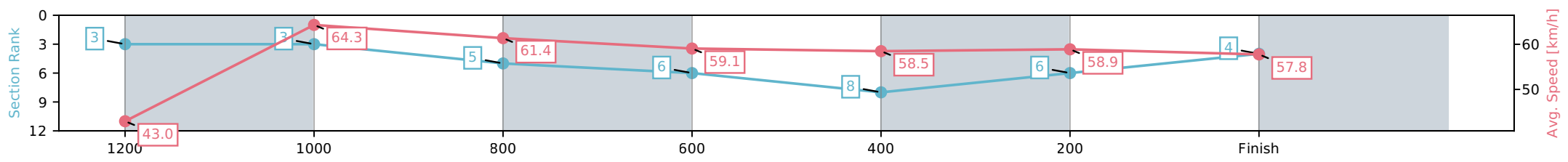
Race 6: BOTTLEMART Maiden Handicap - 1300m

25 April 2026 - 8:19PM



Track Rating: Good 4, Weather: Fine, Rail Position: +3m Entire Circuit

Section	L1300	L1200	L1000	L800	L600	L400	L200
Section Times	1:21.32 (0:08.87)	1:12.45 [3] (0:11.22)	1:01.23 [5] (0:11.86)	0:49.37 [6] (0:12.26)	0:37.11 [8] (0:12.28)	0:24.83 [6] (0:12.16)	0:12.67 [4] (0:12.67)
Average Speed [km/h]	43.0	64.3	61.4	59.1	58.5	58.9	57.8
Top Speed [km/h]	61.5	65.4	63.5	60.6	60.5	59.4	58.9
Avg. Dist. to Rail [m]	6.3	3.4	3.0	1.4	0.6	1.3	1.2
Avg. Stride Freq. [Hz]	2.5	2.5	2.4	2.3	2.3	2.3	2.3
Avg. Stride Length [m]	5.5	7.2	7.3	7.2	7.2	7.1	7.2



[] Ranking at each section and finish
 -:-:- No data available at this section
 NA No data available

Horse/Jockey Name	Madam Griselda/Danny Peisley
Finish Rank	5
Fastest Section Time (Section)	0:10.92 (1200-1000)
Top Speed [km/h] (Section)	66.4 (1200-1000)
Race State	Finished



Toowoomba QLD --Professional-2026-04-25

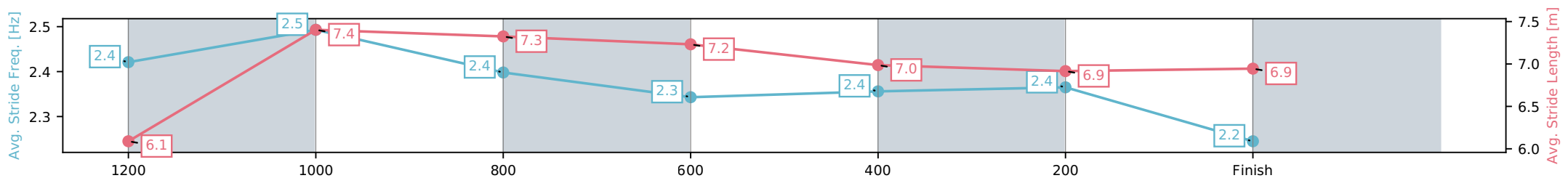
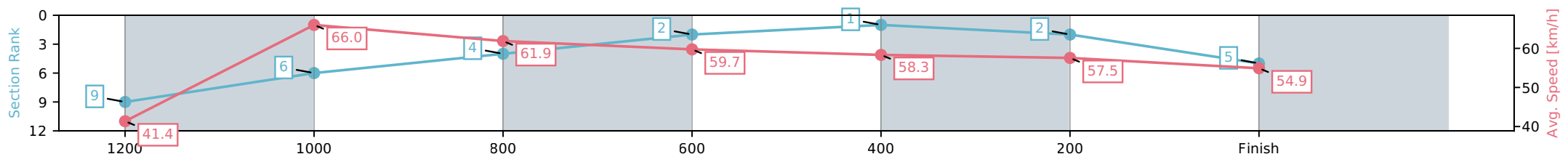
Race 6: BOTTLEMART Maiden Handicap - 1300m

25 April 2026 - 8:19PM



Track Rating: Good 4, Weather: Fine, Rail Position: +3m Entire Circuit

Section	L1300	L1200	L1000	L800	L600	L400	L200
Section Times	1:21.73 (0:09.37)	1:12.36 [6] (0:10.92)	1:01.44 [4] (0:11.56)	0:49.88 [2] (0:11.89)	0:37.99 [1] (0:12.22)	0:25.77 [2] (0:12.43)	0:13.34 [5] (0:13.34)
Average Speed [km/h]	41.4	66.0	61.9	59.7	58.3	57.5	54.9
Top Speed [km/h]	63.0	66.4	65.0	61.1	59.3	59.0	56.6
Avg. Dist. to Rail [m]	4.4	1.5	1.6	3.3	2.0	1.8	1.9
Avg. Stride Freq. [Hz]	2.4	2.5	2.4	2.3	2.4	2.4	2.2
Avg. Stride Length [m]	6.1	7.4	7.3	7.2	7.0	6.9	6.9



[] Ranking at each section and finish
 -:-:- No data available at this section
 NA No data available

Horse/Jockey Name	Gratification/Fred Larson
Finish Rank	6
Fastest Section Time (Section)	0:11.20 (1200-1000)
Top Speed [km/h] (Section)	65.9 (1200-1000)
Race State	Finished



Toowoomba QLD --Professional-2026-04-25

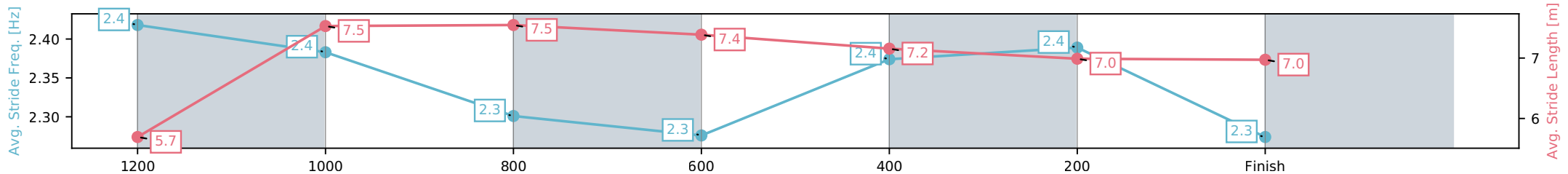
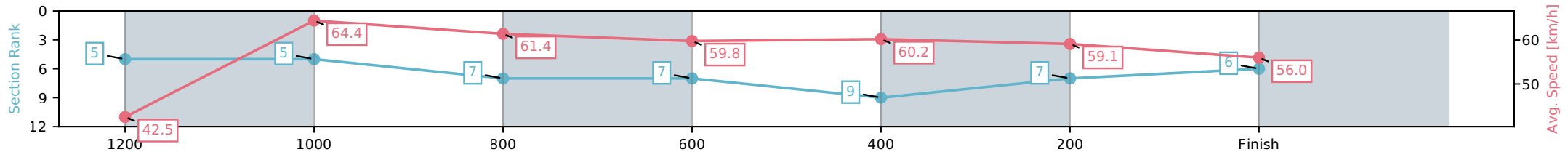
Race 6: BOTTLEMART Maiden Handicap - 1300m

25 April 2026 - 8:19PM



Track Rating: Good 4, Weather: Fine, Rail Position: +3m Entire Circuit

Section	L1300	L1200	L1000	L800	L600	L400	L200
Section Times	1:21.76 (0:09.07)	1:12.69 [5] (0:11.20)	1:01.49 [7] (0:11.89)	0:49.60 [7] (0:12.19)	0:37.41 [9] (0:12.18)	0:25.23 [7] (0:12.26)	0:12.97 [6] (0:12.97)
Average Speed [km/h]	42.5	64.4	61.4	59.8	60.2	59.1	56.0
Top Speed [km/h]	59.3	65.9	63.6	61.0	61.9	59.7	57.0
Avg. Dist. to Rail [m]	6.5	4.0	3.9	3.7	3.5	2.7	3.5
Avg. Stride Freq. [Hz]	2.4	2.4	2.3	2.3	2.4	2.4	2.3
Avg. Stride Length [m]	5.7	7.5	7.5	7.4	7.2	7.0	7.0



[] Ranking at each section and finish
 -:-:- No data available at this section
 NA No data available

Horse/Jockey Name	Revantas/Kelsey Lenton
Finish Rank	7
Fastest Section Time (Section)	0:11.39 (1200-1000)
Top Speed [km/h] (Section)	64.6 (1200-1000)
Race State	Finished



Toowoomba QLD --Professional-2026-04-25

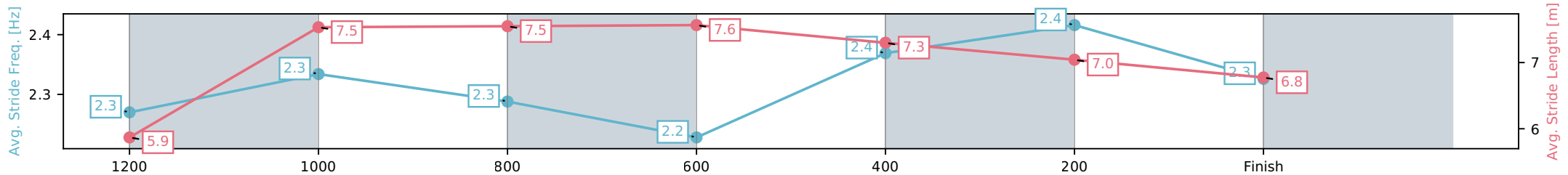
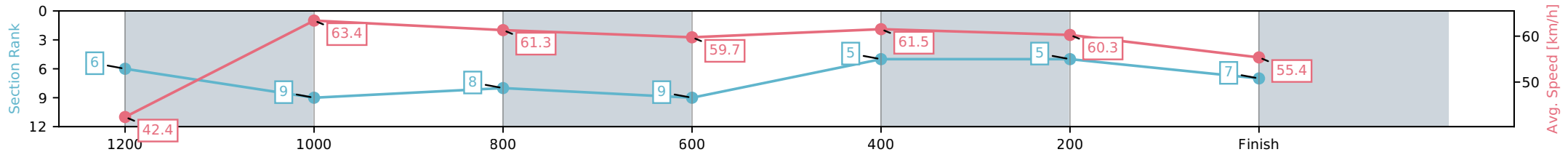
Race 6: BOTTLEMART Maiden Handicap - 1300m

25 April 2026 - 8:19PM



Track Rating: Good 4, Weather: Fine, Rail Position: +3m Entire Circuit

Section	L1300	L1200	L1000	L800	L600	L400	L200
Section Times	1:21.79 (0:09.21)	1:12.58 [9] (0:11.39)	1:01.19 [8] (0:11.81)	0:49.38 [9] (0:12.11)	0:37.27 [5] (0:11.93)	0:25.34 [5] (0:12.14)	0:13.21 [7] (0:13.21)
Average Speed [km/h]	42.4	63.4	61.3	59.7	61.5	60.3	55.4
Top Speed [km/h]	59.7	64.6	63.0	61.0	61.9	61.4	58.1
Avg. Dist. to Rail [m]	9.1	3.3	1.8	1.9	3.5	4.9	5.7
Avg. Stride Freq. [Hz]	2.3	2.3	2.3	2.2	2.4	2.4	2.3
Avg. Stride Length [m]	5.9	7.5	7.5	7.6	7.3	7.0	6.8



- [] Ranking at each section and finish
- :-:- No data available at this section
- NA No data available

Horse/Jockey Name	Lost In France/Olivia Kendal
Finish Rank	8
Fastest Section Time (Section)	0:11.19 (1200-1000)
Top Speed [km/h] (Section)	65.8 (1200-1000)
Race State	Finished



Toowoomba QLD --Professional-2026-04-25

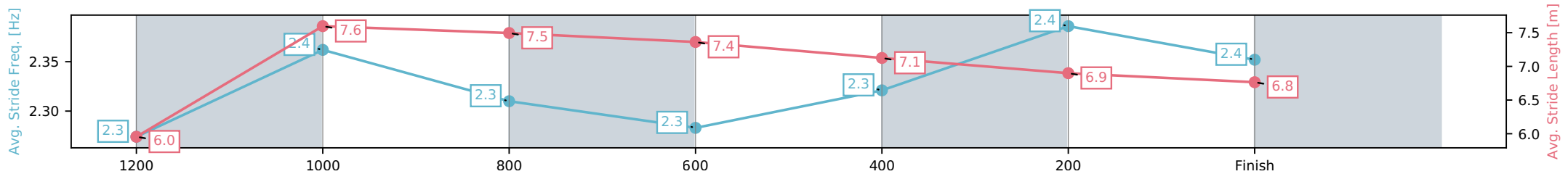
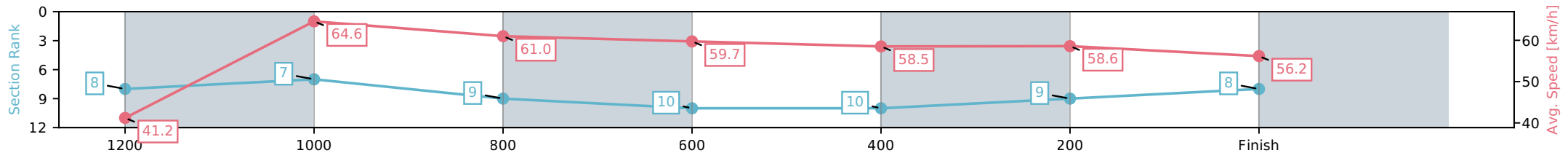
Race 6: BOTTLEMART Maiden Handicap - 1300m

25 April 2026 - 8:19PM



Track Rating: Good 4, Weather: Fine, Rail Position: +3m Entire Circuit

Section	L1300	L1200	L1000	L800	L600	L400	L200
Section Times	1:22.14 (0:09.30)	1:12.84 [7] (0:11.19)	1:01.66 [9] (0:11.98)	0:49.68 [10] (0:12.12)	0:37.56 [10] (0:12.34)	0:25.22 [9] (0:12.29)	0:12.94 [8] (0:12.94)
Average Speed [km/h]	41.2	64.6	61.0	59.7	58.5	58.6	56.2
Top Speed [km/h]	61.0	65.8	64.3	60.3	60.1	59.2	58.0
Avg. Dist. to Rail [m]	6.3	4.1	4.4	1.5	0.5	1.2	2.1
Avg. Stride Freq. [Hz]	2.3	2.4	2.3	2.3	2.3	2.4	2.4
Avg. Stride Length [m]	6.0	7.6	7.5	7.4	7.1	6.9	6.8



- [] Ranking at each section and finish
- :-:- No data available at this section
- NA No data available

Horse/Jockey Name	I Drove All Night/Courtney Bellamy
Finish Rank	9
Fastest Section Time (Section)	0:11.10 (1200-1000)
Top Speed [km/h] (Section)	66.2 (1200-1000)
Race State	Finished



Toowoomba QLD --Professional-2026-04-25

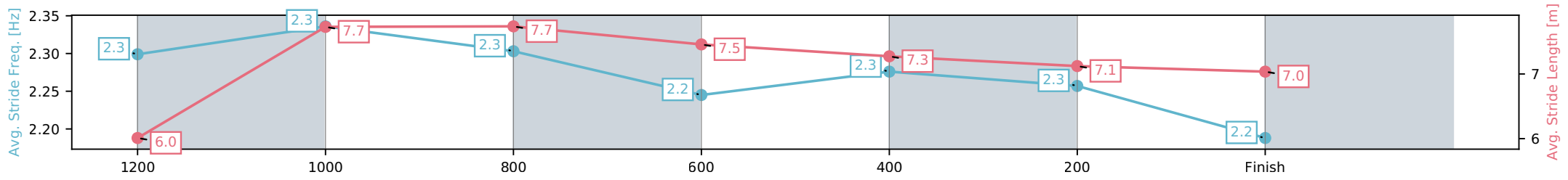
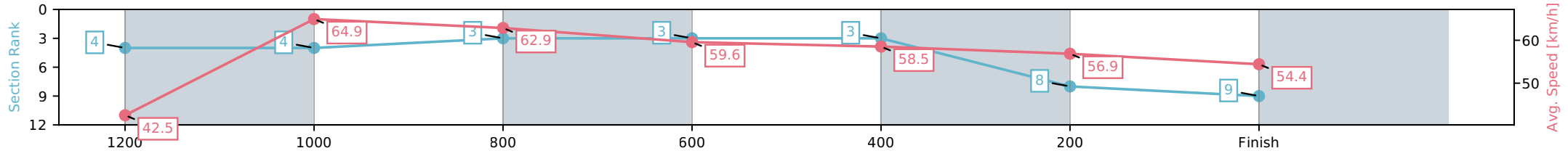
Race 6: BOTTLEMART Maiden Handicap - 1300m

25 April 2026 - 8:19PM



Track Rating: Good 4, Weather: Fine, Rail Position: +3m Entire Circuit

Section	L1300	L1200	L1000	L800	L600	L400	L200
Section Times	1:22.44 (0:09.01)	1:13.43 [4] (0:11.10)	1:02.33 [3] (0:11.58)	0:50.75 [3] (0:12.11)	0:38.64 [3] (0:12.40)	0:26.24 [8] (0:12.78)	0:13.47 [9] (0:13.47)
Average Speed [km/h]	42.5	64.9	62.9	59.6	58.5	56.9	54.4
Top Speed [km/h]	61.3	66.2	64.8	60.3	59.8	57.6	55.6
Avg. Dist. to Rail [m]	8.5	4.6	3.2	0.7	1.4	3.0	3.9
Avg. Stride Freq. [Hz]	2.3	2.3	2.3	2.2	2.3	2.3	2.2
Avg. Stride Length [m]	6.0	7.7	7.7	7.5	7.3	7.1	7.0



[] Ranking at each section and finish
 -:-:- No data available at this section
 NA No data available

Horse/Jockey Name	Red Cape/Michael Murphy
Finish Rank	10
Fastest Section Time (Section)	0:11.03 (1200-1000)
Top Speed [km/h] (Section)	66.4 (1200-1000)
Race State	Finished



Toowoomba QLD --Professional-2026-04-25

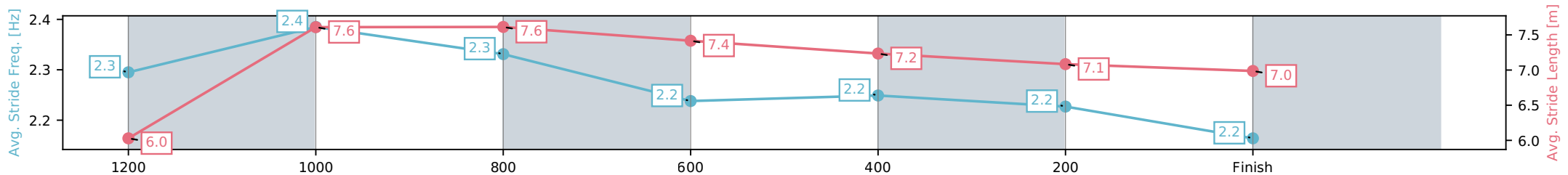
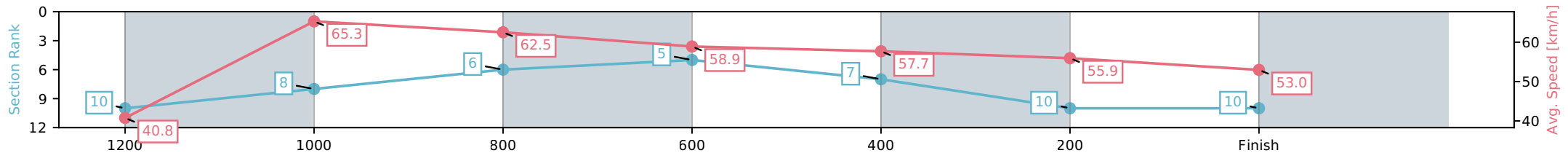
Race 6: BOTTLEMART Maiden Handicap - 1300m

25 April 2026 - 8:19PM



Track Rating: Good 4, Weather: Fine, Rail Position: +3m Entire Circuit

Section	L1300	L1200	L1000	L800	L600	L400	L200
Section Times	1:23.09 (0:09.50)	1:13.59 [8] (0:11.03)	1:02.56 [6] (0:11.50)	0:51.05 [5] (0:12.11)	0:38.94 [7] (0:12.33)	0:26.61 [10] (0:12.80)	0:13.81 [10] (0:13.81)
Average Speed [km/h]	40.8	65.3	62.5	58.9	57.7	55.9	53.0
Top Speed [km/h]	61.4	66.4	65.1	60.7	59.3	57.0	55.6
Avg. Dist. to Rail [m]	3.3	1.2	1.0	2.3	2.2	1.3	0.3
Avg. Stride Freq. [Hz]	2.3	2.4	2.3	2.2	2.2	2.2	2.2
Avg. Stride Length [m]	6.0	7.6	7.6	7.4	7.2	7.1	7.0



- [] Ranking at each section and finish
- :-:- No data available at this section
- NA No data available



Toowoomba QLD

Race 7: MYSTIC MITCH'S MAYHEM DASH Maiden Handicap - 2000m

25 April 2026 - 8:50PM



Track Rating: Good 4, Weather: Fine, Rail Position: +3m Entire Circuit

Field Times (Race Tempo) 2:07.71 1:52.00 1:39.90 1:28.19 1:16.13 1:03.41 0:50.73 0:38.29
 (0:15.71) (0:12.10) (0:11.71) (0:12.06) (0:12.72) (0:12.68) (0:12.44) (0:12.79)

Rank	TAB#	Horse	Overall Time	First 400m	Top Speed km/h (Section)	L2000	L1800	L1600	L1400	L1200	L1000	L800	L600
	(BAR#)	Jockey	Margin (DT-W)	Last 600m	Fastest Section (Time)	Start - 1800	1800 - 1600	1600 - 1400	1400 - 1200	1200 - 1000	1000 - 800	800 - 600	600 - 400
1	5	Haberfield	2:07.71	0:27.81	63.4 (1600-1400)	2:07.71	1:52.00 [1]	1:39.90 [1]	1:28.00 [2]	1:15.74 [3]	1:03.02 [4]	0:50.24 [5]	0:37.91 [5]
	(3)	Kelsey Lenton		0:37.91	1600-1400 (0:11.90)	(0:15.71)	(0:12.10)	(0:11.90)	(0:12.25)	(0:12.72)	(0:12.79)	(0:12.33)	(0:12.47)
2	1	Four Dozen Oysters	2:08.31	0:28.62	61.9 (1600-1400)	2:08.31	1:51.82 [7]	1:39.69 [6]	1:27.80 [6]	1:15.90 [6]	1:03.45 [6]	0:50.63 [6]	0:38.51 [5]
	(2)	Nathan Fazackerley	3.6L (+16)	0:38.50	1600-1400 (0:11.89)	(0:16.49)	(0:12.13)	(0:11.89)	(0:11.90)	(0:12.45)	(0:12.82)	(0:12.12)	(0:12.48)
3	6	I'm So Elegant	2:08.43	0:28.22	62.0 (1600-1400)	2:08.43	1:52.31 [5]	1:40.21 [4]	1:28.38 [4]	1:16.25 [5]	1:03.70 [5]	0:51.10 [4]	0:38.79 [4]
	(1)	Gary Geran	4.2L (+15)	0:38.78	1600-1400 (0:11.83)	(0:16.12)	(0:12.10)	(0:11.83)	(0:12.13)	(0:12.55)	(0:12.60)	(0:12.31)	(0:12.65)
4	3	Elegant Force	2:08.52	0:28.01	64.8 (1600-1400)	2:08.52	1:52.60 [3]	1:40.50 [3]	1:29.00 [1]	1:16.94 [1]	1:04.22 [1]	0:51.51 [2]	0:39.06 [2]
	(7)	Courtney Bellamy	4.8L (-1)	0:39.05	1600-1400 (0:11.50)	(0:15.92)	(0:12.09)	(0:11.50)	(0:12.06)	(0:12.72)	(0:12.71)	(0:12.45)	(0:12.74)
5	2	Royston	2:08.68	0:28.85	62.0 (1400-1200)	2:08.68	1:52.20 [6]	1:39.84 [7]	1:27.86 [7]	1:15.72 [7]	1:03.40 [7]	0:50.63 [7]	0:38.57 [7]
	(4)	Ashley Butler	5.7L (-1)	0:38.57	1600-1400 (0:11.98)	(0:16.48)	(0:12.37)	(0:11.98)	(0:12.14)	(0:12.32)	(0:12.77)	(0:12.06)	(0:12.88)
6	4	Moana Nui	2:09.01	0:29.14	61.5 (1600-1400)	2:09.01	1:52.21 [9]	1:39.87 [8]	1:27.87 [8]	1:15.87 [8]	1:03.45 [8]	0:50.79 [8]	0:38.59 [8]
	(6)	Danny Peisley	7.7L (+3)	0:38.60	1400-1200 (0:11.99)	(0:16.80)	(0:12.34)	(0:12.01)	(0:11.99)	(0:12.42)	(0:12.66)	(0:12.20)	(0:12.77)
7	7	Bambino Di Vino	2:09.12	0:28.26	62.4 (1600-1400)	2:09.12	1:53.02 [4]	1:40.86 [5]	1:29.03 [5]	1:16.97 [4]	1:04.46 [3]	0:51.90 [3]	0:39.55 [3]
	(8)	Montanna Savva	8.3L (+10)	0:39.55	1600-1400 (0:11.83)	(0:16.10)	(0:12.16)	(0:11.83)	(0:12.07)	(0:12.51)	(0:12.56)	(0:12.35)	(0:12.84)
8	9	Proud Miss	2:09.40	0:27.98	62.4 (1600-1400)	2:09.40	1:53.53 [2]	1:41.42 [2]	1:29.58 [3]	1:17.52 [2]	1:04.87 [2]	0:52.42 [1]	0:39.98 [1]
	(5)	McKenzie Apel	9.9L (-1)	0:39.98	1600-1400 (0:11.84)	(0:15.87)	(0:12.11)	(0:11.84)	(0:12.06)	(0:12.66)	(0:12.45)	(0:12.44)	(0:12.85)
9	8	Lucky Joker	2:09.49	0:29.30	62.3 (1400-1200)	2:09.49	1:52.74 [8]	1:40.18 [9]	1:28.32 [9]	1:16.30 [9]	1:03.88 [9]	0:51.00 [9]	0:38.78 [9]
	(9)	Chloe Lowe	10.5L (+6)	0:38.78	1600-1400 (0:11.87)	(0:16.75)	(0:12.55)	(0:11.87)	(0:12.02)	(0:12.41)	(0:12.89)	(0:12.21)	(0:12.48)

Report Created: Sat 25 April 2026

(Note: Races are conducted over an approximate distance as close as possible to the advertised distance, and recorded data may vary accordingly. Official times refer to race times only and do not include handicap times.)

[] Position in running at each section and finish TAB# Saddle cloth number

-:-:- No data available at this section

NA No data available

DNT Did not track

BAR# Barrier/Gate Position

DNF Did not finish

DT-W Distance travelled compared to winner in metres

Fastest split

Fastest section



Toowoomba QLD

Race 7: MYSTIC MITCH'S MAYHEM DASH Maiden Handicap - 2000m

25 April 2026 - 8:50PM

Track Rating: Good 4, Weather: Fine, Rail Position: +3m Entire Circuit



Field Times 0:25.50 0:12.64
(Race Tempo) (0:12.87) (0:12.64)

Rank	TAB#	Horse	Overall Time	First 400m	Top Speed km/h (Section)	L400	L200						
	(BAR#)	Jockey	Margin (DT-W)	Last 600m	Fastest Section (Time)	400 - 200	200 - Finish						
1	5	Haberfield	2:07.71	0:27.81	63.4 (1600-1400)	0:25.44 [3]	0:12.64 [1]						
	(3)	Kelsey Lenton		0:37.91	1600-1400 (0:11.90)	(0:12.80)	(0:12.64)						
2	1	Four Dozen Oysters	2:08.31	0:28.62	61.9 (1600-1400)	0:26.03 [4]	0:13.10 [2]						
	(2)	Nathan Fazackerley	3.6L (+16)	0:38.50	1600-1400 (0:11.89)	(0:12.92)	(0:13.10)						
3	6	I'm So Elegant	2:08.43	0:28.22	62.0 (1600-1400)	0:26.13 [5]	0:13.07 [4]						
	(1)	Gary Geran	4.2L (+15)	0:38.78	1600-1400 (0:11.83)	(0:13.06)	(0:13.07)						
4	3	Elegant Force	2:08.52	0:28.01	64.8 (1600-1400)	0:26.31 [1]	0:13.28 [3]						
	(7)	Courtney Bellamy	4.8L (-1)	0:39.05	1600-1400 (0:11.50)	(0:13.03)	(0:13.28)						
5	2	Royston	2:08.68	0:28.85	62.0 (1400-1200)	0:25.69 [7]	0:12.91 [7]						
	(4)	Ashley Butler	5.7L (-1)	0:38.57	1600-1400 (0:11.98)	(0:12.78)	(0:12.91)						
6	4	Moana Nui	2:09.01	0:29.14	61.5 (1600-1400)	0:25.83 [8]	0:12.98 [9]						
	(6)	Danny Peisley	7.7L (+3)	0:38.60	1400-1200 (0:11.99)	(0:12.85)	(0:12.98)						
7	7	Bambino Di Vino	2:09.12	0:28.26	62.4 (1600-1400)	0:26.71 [6]	0:13.52 [6]						
	(8)	Montanna Savva	8.3L (+10)	0:39.55	1600-1400 (0:11.83)	(0:13.19)	(0:13.52)						
8	9	Proud Miss	2:09.40	0:27.98	62.4 (1600-1400)	0:27.13 [2]	0:13.93 [5]						
	(5)	McKenzie Apel	9.9L (-1)	0:39.98	1600-1400 (0:11.84)	(0:13.20)	(0:13.93)						
9	8	Lucky Joker	2:09.49	0:29.30	62.3 (1400-1200)	0:26.30 [9]	0:13.52 [8]						
	(9)	Chloe Lowe	10.5L (+6)	0:38.78	1600-1400 (0:11.87)	(0:12.78)	(0:13.52)						

Report Created: Sat 25 April 2026

(Note: Races are conducted over an approximate distance as close as possible to the advertised distance, and recorded data may vary accordingly. Official times refer to race times only and do not include handicap times.)

[] Position in running at each section and finish TAB# Saddle cloth number
 -:-:- No data available at this section BAR# Barrier/Gate Position
 NA No data available DNF Did not finish
 DNT Did not track DT-W Distance travelled compared to winner in metres

Fastest split
 Fastest section



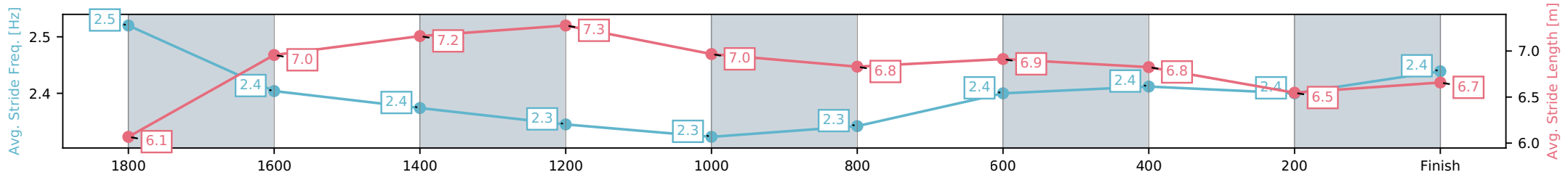
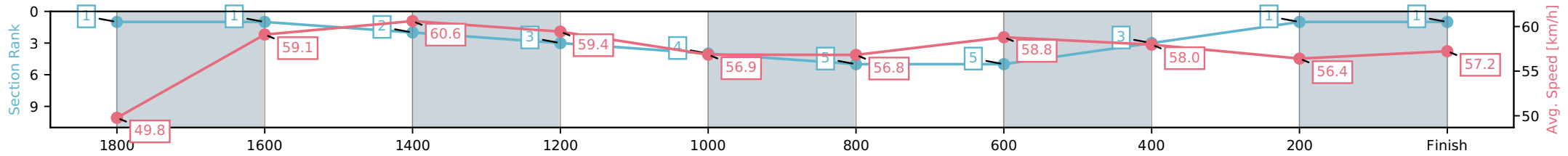
Horse/Jockey Name	Haberfield/Kelsey Lenton
Finish Rank	1
Fastest Section Time (Section)	0:11.90 (1600-1400)
Top Speed [km/h] (Section)	63.4 (1600-1400)
Race State	Finished



Toowoomba QLD --Professional-2026-04-25
 Race 7: MYSTIC MITCH'S MAYHEM DASH Maiden Handicap - 2000m
 25 April 2026 - 8:50PM
 Track Rating: Good 4, Weather: Fine, Rail Position: +3m Entire Circuit



Section	L2000	L1800	L1600	L1400	L1200	L1000	L800	L600	L400	L200
Section Times	2:07.71 (0:15.71)	1:52.00 [1] (0:12.10)	1:39.90 [2] (0:11.90)	1:28.00 [3] (0:12.25)	1:15.74 [4] (0:12.72)	1:03.02 [5] (0:12.79)	0:50.24 [5] (0:12.33)	0:37.91 [3] (0:12.47)	0:25.44 [1] (0:12.80)	0:12.64 [1] (0:12.64)
Average Speed [km/h]	49.8	59.1	60.6	59.4	56.9	56.8	58.8	58.0	56.4	57.2
Top Speed [km/h]	60.7	60.5	63.4	61.3	57.7	58.2	59.4	60.3	58.1	58.3
Avg. Dist. to Rail [m]	2.9	1.1	0.6	2.4	3.4	2.8	1.9	0.8	1.3	1.6
Avg. Stride Freq. [Hz]	2.5	2.4	2.4	2.3	2.3	2.3	2.4	2.4	2.4	2.4
Avg. Stride Length [m]	6.1	7.0	7.2	7.3	7.0	6.8	6.9	6.8	6.5	6.7



[] Ranking at each section and finish
 -:-:- No data available at this section
 NA No data available

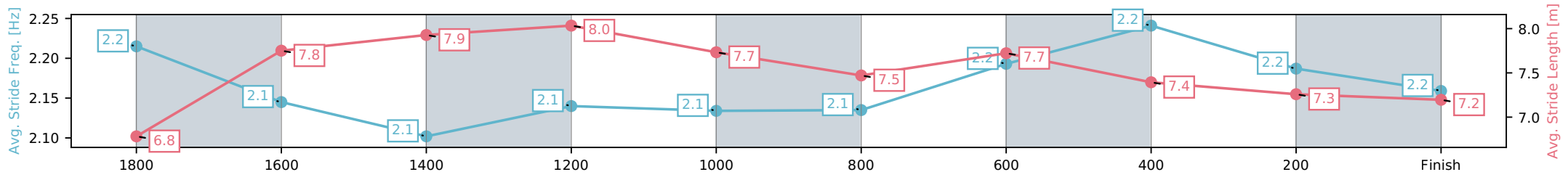
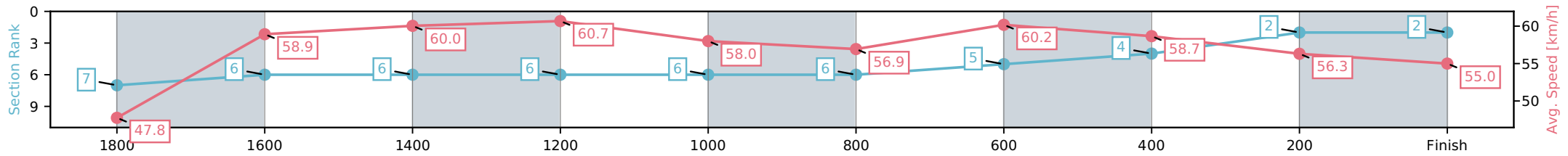
Horse/Jockey Name	Four Dozen Oysters/Nathan Fazackerley
Finish Rank	2
Fastest Section Time (Section)	0:11.89 (1600-1400)
Top Speed [km/h] (Section)	61.9 (1600-1400)
Race State	Finished



Toowoomba QLD --Professional-2026-04-25
 Race 7: MYSTIC MITCH'S MAYHEM DASH Maiden Handicap - 2000m
 25 April 2026 - 8:50PM
 Track Rating: Good 4, Weather: Fine, Rail Position: +3m Entire Circuit



Section	L2000	L1800	L1600	L1400	L1200	L1000	L800	L600	L400	L200
Section Times	2:08.31 (0:16.49)	1:51.82 [6] (0:12.13)	1:39.69 [6] (0:11.89)	1:27.80 [6] (0:11.90)	1:15.90 [6] (0:12.45)	1:03.45 [6] (0:12.82)	0:50.63 [5] (0:12.12)	0:38.51 [4] (0:12.48)	0:26.03 [2] (0:12.92)	0:13.10 [2] (0:13.10)
Average Speed [km/h]	47.8	58.9	60.0	60.7	58.0	56.9	60.2	58.7	56.3	55.0
Top Speed [km/h]	58.9	60.3	61.9	61.1	60.0	59.0	61.0	60.8	56.8	55.7
Avg. Dist. to Rail [m]	3.3	1.4	2.2	1.1	3.0	3.7	4.1	3.4	3.1	3.2
Avg. Stride Freq. [Hz]	2.2	2.1	2.1	2.1	2.1	2.1	2.2	2.2	2.2	2.2
Avg. Stride Length [m]	6.8	7.8	7.9	8.0	7.7	7.5	7.7	7.4	7.3	7.2



[] Ranking at each section and finish
 -:-:- No data available at this section
 NA No data available

Horse/Jockey Name	I'm So Elegant/Gary Geran
Finish Rank	3
Fastest Section Time (Section)	0:11.83 (1600-1400)
Top Speed [km/h] (Section)	62.0 (1600-1400)
Race State	Finished



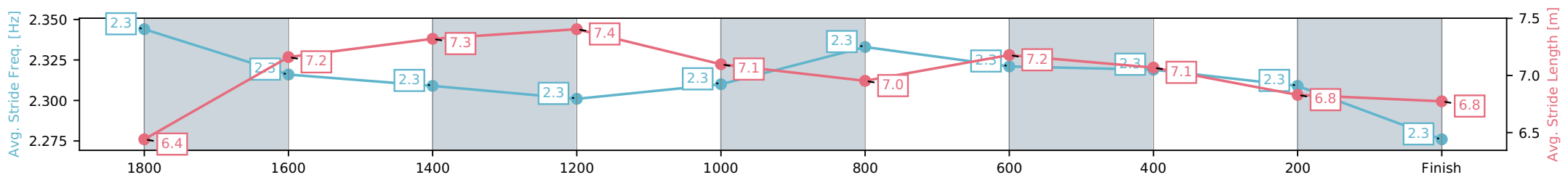
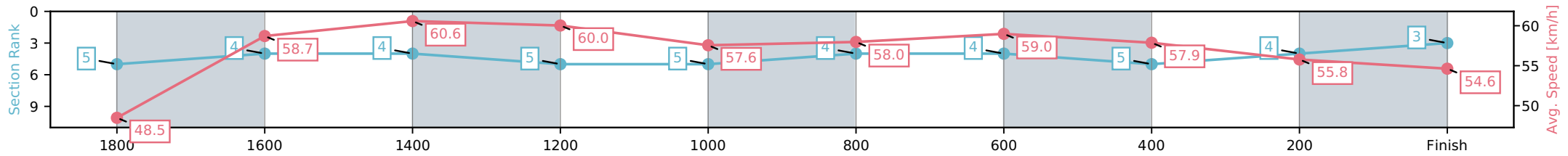
Toowoomba QLD --Professional-2026-04-25
 Race 7: MYSTIC MITCH'S MAYHEM DASH Maiden Handicap - 2000m



25 April 2026 - 8:50PM

Track Rating: Good 4, Weather: Fine, Rail Position: +3m Entire Circuit

Section	L2000	L1800	L1600	L1400	L1200	L1000	L800	L600	L400	L200
Section Times	2:08.43 (0:16.12)	1:52.31 [4] (0:12.10)	1:40.21 [4] (0:11.83)	1:28.38 [5] (0:12.13)	1:16.25 [5] (0:12.55)	1:03.70 [4] (0:12.60)	0:51.10 [4] (0:12.31)	0:38.79 [5] (0:12.65)	0:26.13 [4] (0:13.06)	0:13.07 [3] (0:13.07)
Average Speed [km/h]	48.5	58.7	60.6	60.0	57.6	58.0	59.0	57.9	55.8	54.6
Top Speed [km/h]	61.0	59.8	62.0	61.1	59.2	59.8	59.7	59.5	56.9	56.2
Avg. Dist. to Rail [m]	2.7	2.3	0.7	2.0	4.5	4.1	2.9	3.5	3.4	2.3
Avg. Stride Freq. [Hz]	2.3	2.3	2.3	2.3	2.3	2.3	2.3	2.3	2.3	2.3
Avg. Stride Length [m]	6.4	7.2	7.3	7.4	7.1	7.0	7.2	7.1	6.8	6.8



[] Ranking at each section and finish
 -.-.- No data available at this section
 NA No data available

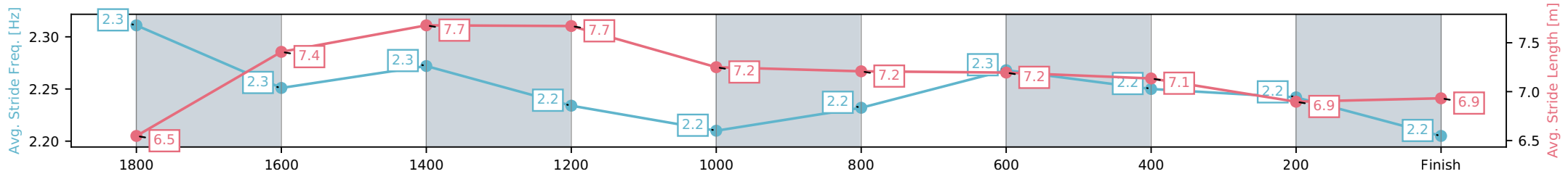
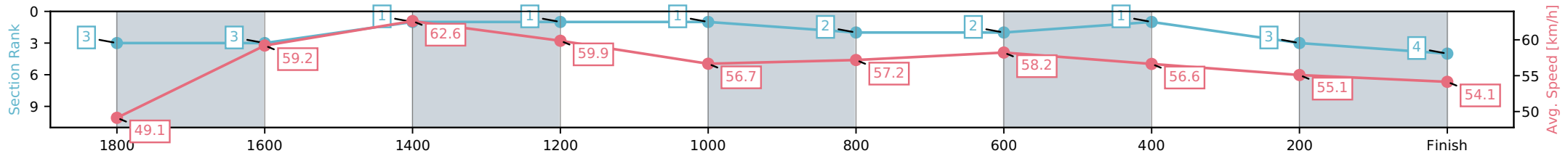
Horse/Jockey Name	Elegant Force/Courtney Bellamy
Finish Rank	4
Fastest Section Time (Section)	0:11.50 (1600-1400)
Top Speed [km/h] (Section)	64.8 (1600-1400)
Race State	Finished



Toowoomba QLD --Professional-2026-04-25
 Race 7: MYSTIC MITCH'S MAYHEM DASH Maiden Handicap - 2000m
 25 April 2026 - 8:50PM
 Track Rating: Good 4, Weather: Fine, Rail Position: +3m Entire Circuit



Section	L2000	L1800	L1600	L1400	L1200	L1000	L800	L600	L400	L200
Section Times	2:08.52 (0:15.92)	1:52.60 [3] (0:12.09)	1:40.50 [1] (0:11.50)	1:29.00 [1] (0:12.06)	1:16.94 [1] (0:12.72)	1:04.22 [2] (0:12.71)	0:51.51 [2] (0:12.45)	0:39.06 [1] (0:12.74)	0:26.31 [3] (0:13.03)	0:13.28 [4] (0:13.28)
Average Speed [km/h]	49.1	59.2	62.6	59.9	56.7	57.2	58.2	56.6	55.1	54.1
Top Speed [km/h]	60.1	60.6	64.8	63.8	57.8	59.0	58.8	58.5	55.8	54.9
Avg. Dist. to Rail [m]	3.9	0.7	0.5	0.6	2.1	2.1	2.1	0.6	0.7	1.1
Avg. Stride Freq. [Hz]	2.3	2.3	2.3	2.2	2.2	2.2	2.3	2.2	2.2	2.2
Avg. Stride Length [m]	6.5	7.4	7.7	7.7	7.2	7.2	7.2	7.1	6.9	6.9



[] Ranking at each section and finish
 -.-.- No data available at this section
 NA No data available

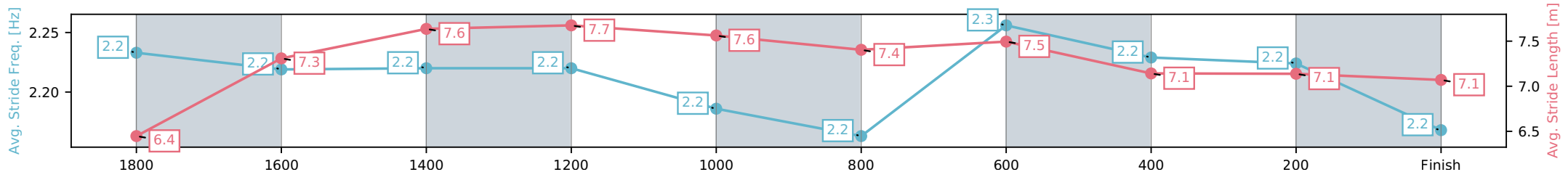
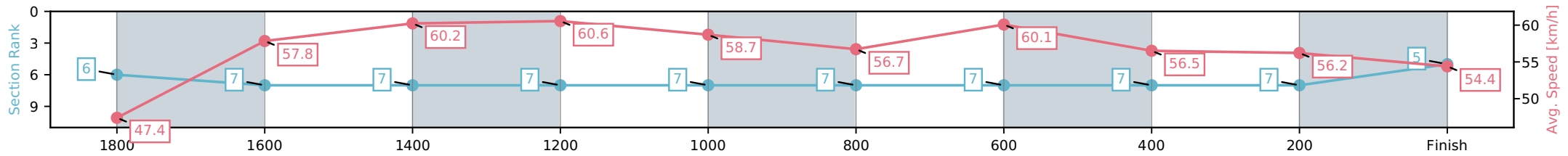
Horse/Jockey Name	Royston/Ashley Butler
Finish Rank	5
Fastest Section Time (Section)	0:11.98 (1600-1400)
Top Speed [km/h] (Section)	62.0 (1400-1200)
Race State	Finished



Toowoomba QLD --Professional-2026-04-25
 Race 7: MYSTIC MITCH'S MAYHEM DASH Maiden Handicap - 2000m
 25 April 2026 - 8:50PM
 Track Rating: Good 4, Weather: Fine, Rail Position: +3m Entire Circuit



Section	L2000	L1800	L1600	L1400	L1200	L1000	L800	L600	L400	L200
Section Times	2:08.68 (0:16.48)	1:52.20 [7] (0:12.37)	1:39.84 [7] (0:11.98)	1:27.86 [7] (0:12.14)	1:15.72 [7] (0:12.32)	1:03.40 [7] (0:12.77)	0:50.63 [7] (0:12.06)	0:38.57 [7] (0:12.88)	0:25.69 [7] (0:12.78)	0:12.91 [5] (0:12.91)
Average Speed [km/h]	47.4	57.8	60.2	60.6	58.7	56.7	60.1	56.5	56.2	54.4
Top Speed [km/h]	59.5	60.9	61.5	62.0	59.6	58.4	61.8	58.0	57.3	55.9
Avg. Dist. to Rail [m]	3.5	0.7	1.6	3.8	3.2	1.8	2.8	2.4	0.5	0.8
Avg. Stride Freq. [Hz]	2.2	2.2	2.2	2.2	2.2	2.2	2.3	2.2	2.2	2.2
Avg. Stride Length [m]	6.4	7.3	7.6	7.7	7.6	7.4	7.5	7.1	7.1	7.1



[] Ranking at each section and finish
 -:-:- No data available at this section
 NA No data available

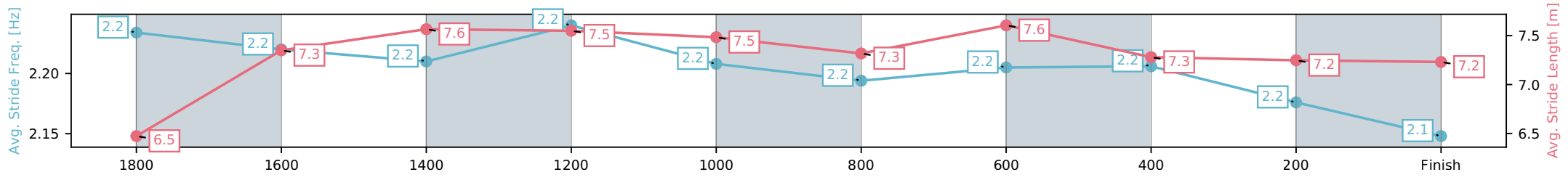
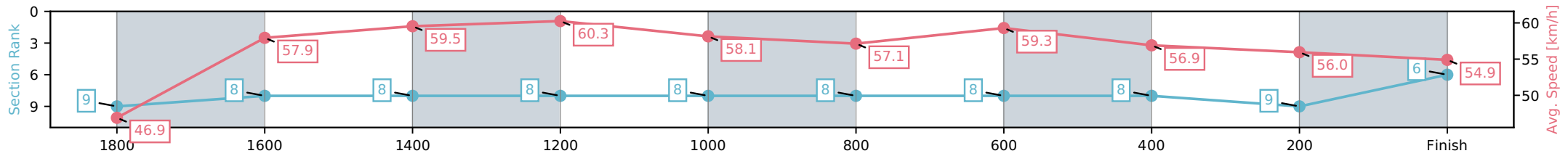
Horse/Jockey Name	Moana Nui/Danny Peisley
Finish Rank	6
Fastest Section Time (Section)	0:11.99 (1400-1200)
Top Speed [km/h] (Section)	61.5 (1600-1400)
Race State	Finished



Toowoomba QLD --Professional-2026-04-25
 Race 7: MYSTIC MITCH'S MAYHEM DASH Maiden Handicap - 2000m
 25 April 2026 - 8:50PM
 Track Rating: Good 4, Weather: Fine, Rail Position: +3m Entire Circuit



Section	L2000	L1800	L1600	L1400	L1200	L1000	L800	L600	L400	L200
Section Times	2:09.01 (0:16.80)	1:52.21 [8] (0:12.34)	1:39.87 [8] (0:12.01)	1:27.87 [8] (0:11.99)	1:15.87 [8] (0:12.42)	1:03.45 [8] (0:12.66)	0:50.79 [8] (0:12.20)	0:38.59 [8] (0:12.77)	0:25.83 [9] (0:12.85)	0:12.98 [6] (0:12.98)
Average Speed [km/h]	46.9	57.9	59.5	60.3	58.1	57.1	59.3	56.9	56.0	54.9
Top Speed [km/h]	58.2	59.3	61.5	60.8	60.5	58.8	60.2	58.4	57.3	56.1
Avg. Dist. to Rail [m]	3.8	1.5	1.6	1.1	1.9	1.6	1.7	1.9	0.4	1.1
Avg. Stride Freq. [Hz]	2.2	2.2	2.2	2.2	2.2	2.2	2.2	2.2	2.2	2.1
Avg. Stride Length [m]	6.5	7.3	7.6	7.5	7.5	7.3	7.6	7.3	7.2	7.2



[] Ranking at each section and finish
 -.-.- No data available at this section
 NA No data available

Horse/Jockey Name	Bambino Di Vino/Montanna Savva
Finish Rank	7
Fastest Section Time (Section)	0:11.83 (1600-1400)
Top Speed [km/h] (Section)	62.4 (1600-1400)
Race State	Finished



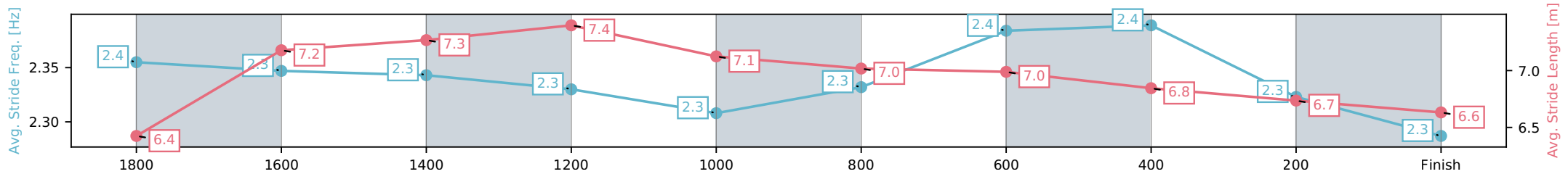
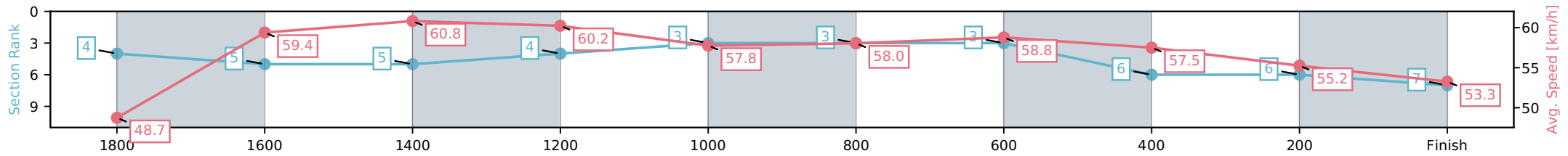
Toowoomba QLD --Professional-2026-04-25
 Race 7: MYSTIC MITCH'S MAYHEM DASH Maiden Handicap - 2000m



25 April 2026 - 8:50PM

Track Rating: Good 4, Weather: Fine, Rail Position: +3m Entire Circuit

Section	L2000	L1800	L1600	L1400	L1200	L1000	L800	L600	L400	L200
Section Times	2:09.12 (0:16.10)	1:53.02 [5] (0:12.16)	1:40.86 [5] (0:11.83)	1:29.03 [4] (0:12.07)	1:16.97 [3] (0:12.51)	1:04.46 [3] (0:12.56)	0:51.90 [3] (0:12.35)	0:39.55 [6] (0:12.84)	0:26.71 [6] (0:13.19)	0:13.52 [7] (0:13.52)
Average Speed [km/h]	48.7	59.4	60.8	60.2	57.8	58.0	58.8	57.5	55.2	53.3
Top Speed [km/h]	59.9	60.3	62.4	62.1	58.8	59.7	59.2	59.4	56.3	54.4
Avg. Dist. to Rail [m]	6.8	0.7	0.5	1.9	3.6	3.3	3.3	4.8	3.1	1.5
Avg. Stride Freq. [Hz]	2.4	2.3	2.3	2.3	2.3	2.3	2.4	2.4	2.3	2.3
Avg. Stride Length [m]	6.4	7.2	7.3	7.4	7.1	7.0	7.0	6.8	6.7	6.6



[] Ranking at each section and finish
 -.-.- No data available at this section
 NA No data available

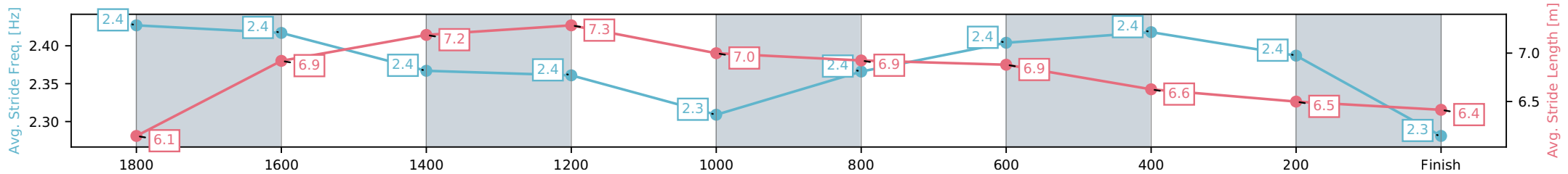
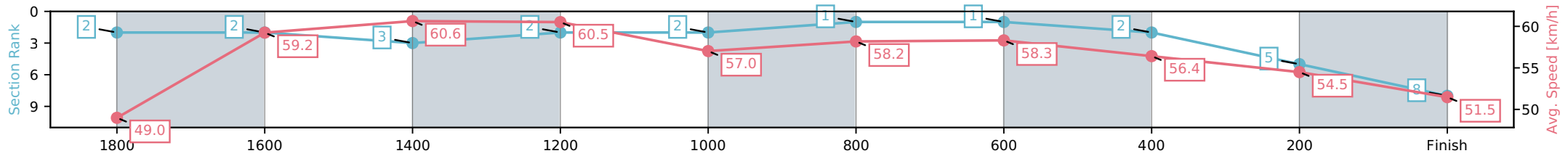
Horse/Jockey Name	Proud Miss/McKenzie Apel
Finish Rank	8
Fastest Section Time (Section)	0:11.84 (1600-1400)
Top Speed [km/h] (Section)	62.4 (1600-1400)
Race State	Finished



Toowoomba QLD --Professional-2026-04-25
 Race 7: MYSTIC MITCH'S MAYHEM DASH Maiden Handicap - 2000m
 25 April 2026 - 8:50PM
 Track Rating: Good 4, Weather: Fine, Rail Position: +3m Entire Circuit



Section	L2000	L1800	L1600	L1400	L1200	L1000	L800	L600	L400	L200
Section Times	2:09.40 (0:15.87)	1:53.53 [2] (0:12.11)	1:41.42 [3] (0:11.84)	1:29.58 [2] (0:12.06)	1:17.52 [2] (0:12.66)	1:04.87 [1] (0:12.45)	0:52.42 [1] (0:12.44)	0:39.98 [2] (0:12.85)	0:27.13 [5] (0:13.20)	0:13.93 [8] (0:13.93)
Average Speed [km/h]	49.0	59.2	60.6	60.5	57.0	58.2	58.3	56.4	54.5	51.5
Top Speed [km/h]	60.4	60.5	62.4	61.9	58.2	59.4	59.2	59.0	56.1	52.4
Avg. Dist. to Rail [m]	3.1	0.9	0.5	2.2	2.6	2.3	2.0	1.5	0.4	0.5
Avg. Stride Freq. [Hz]	2.4	2.4	2.4	2.4	2.3	2.4	2.4	2.4	2.4	2.3
Avg. Stride Length [m]	6.1	6.9	7.2	7.3	7.0	6.9	6.9	6.6	6.5	6.4



[] Ranking at each section and finish
 -:-:- No data available at this section
 NA No data available

Horse/Jockey Name	Lucky Joker/Chloe Lowe
Finish Rank	9
Fastest Section Time (Section)	0:11.87 (1600-1400)
Top Speed [km/h] (Section)	62.3 (1400-1200)
Race State	Finished



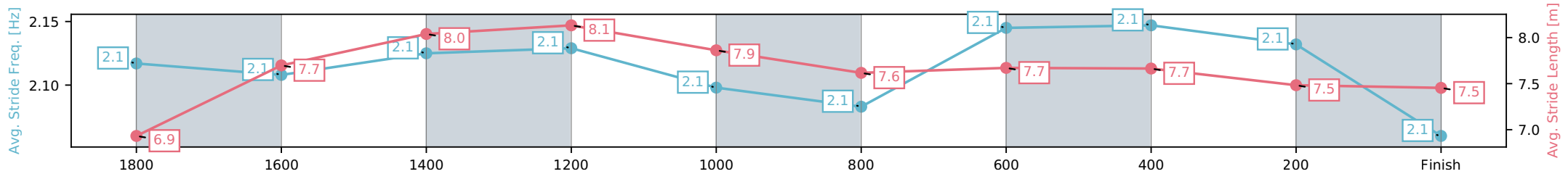
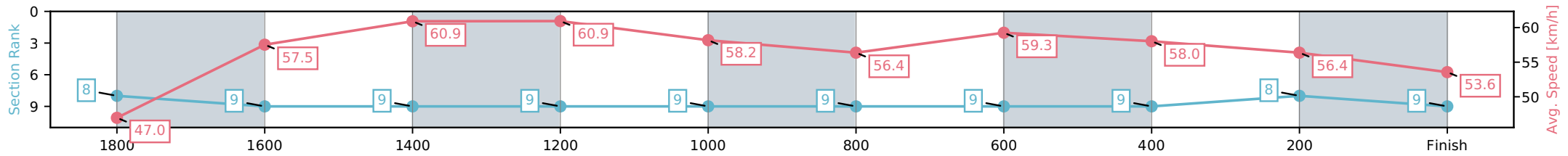
Toowoomba QLD --Professional-2026-04-25
 Race 7: MYSTIC MITCH'S MAYHEM DASH Maiden Handicap - 2000m



25 April 2026 - 8:50PM

Track Rating: Good 4, Weather: Fine, Rail Position: +3m Entire Circuit

Section	L2000	L1800	L1600	L1400	L1200	L1000	L800	L600	L400	L200
Section Times	2:09.49 (0:16.75)	1:52.74 [9] (0:12.55)	1:40.18 [9] (0:11.87)	1:28.32 [9] (0:12.02)	1:16.30 [9] (0:12.41)	1:03.88 [9] (0:12.89)	0:51.00 [9] (0:12.21)	0:38.78 [9] (0:12.48)	0:26.30 [8] (0:12.78)	0:13.52 [9] (0:13.52)
Average Speed [km/h]	47.0	57.5	60.9	60.9	58.2	56.4	59.3	58.0	56.4	53.6
Top Speed [km/h]	58.7	58.9	62.0	62.3	59.0	57.6	60.1	59.8	57.2	56.2
Avg. Dist. to Rail [m]	5.5	0.8	1.4	3.0	2.3	2.4	1.9	1.0	0.6	1.0
Avg. Stride Freq. [Hz]	2.1	2.1	2.1	2.1	2.1	2.1	2.1	2.1	2.1	2.1
Avg. Stride Length [m]	6.9	7.7	8.0	8.1	7.9	7.6	7.7	7.7	7.5	7.5



[] Ranking at each section and finish
 -:-:- No data available at this section
 NA No data available