











LADBROKES Q1 LAKESIDE, QLD  
Race 1 - BOX 1 PHOTOGRAPHY - 457M  
28/04/2026 - 14:24:54 PM

RUG	NAME	BOX	HOME	FINISH TIME
	Built Right	4	25.67	25.67 [1]
	Party Pants	3	25.82	25.82 [2]
	Ohtani Magic	8	25.92	25.92 [3]
	Vermentino	1	25.96	25.96 [4]
	Shultz Unleashed	2	26.07	26.07 [5]
	Atomic Prince	7	26.08	26.08 [6]
	Black Ghee	6	26.09	26.09 [7]
	Magic Mystery	5	26.29	26.29 [8]



LADBROKES Q1 LAKESIDE, QLD  
 Race 2 - ENGINEERING BY STP CONSULTANTS - 352M  
 28/04/2026 - 14:42:03 PM

RUG	NAME	BOX	TOP SPEED	50M	100M	150M	200M	250M	300M	350M	200M HOME	FINISH TIME
<b>4</b>	<b>Recruit</b>	4	68.5KM/H	3.89 [2] 46.6KM/H (3.6M)	6.60 [3] 66.5KM/H (1.3M)	9.24 [3] 68.2KM/H (1.4M)	11.95 [3] 66.4KM/H (1.5M)	14.64 [2] 66.8KM/H (1.7M)	17.29 [2] 68.0KM/H (2.2M)	19.99 [1] 66.8KM/H (2.0M)	10.75 67.0KM/H (1.8M)	20.09 [1]
<b>1</b>	<b>Shining Blue</b>	1	69.6KM/H	3.92 [3] 46.3KM/H (1.9M)	6.56 [2] 68.2KM/H (0.5M)	9.16 [1] 69.3KM/H (0.7M)	11.80 [1] 68.1KM/H (0.8M)	14.51 [1] 66.5KM/H (1.1M)	17.22 [1] 66.3KM/H (1.5M)	20.01 [2] 64.6KM/H (1.2M)	10.85 66.3KM/H (1.1M)	20.11 [2]
<b>2</b>	<b>Zabdon Blondie</b>	2	69.0KM/H	3.94 [4] 46.1KM/H (2.7M)	6.64 [5] 66.6KM/H (1.0M)	9.27 [4] 68.4KM/H (0.9M)	12.00 [5] 65.8KM/H (1.1M)	14.72 [5] 66.2KM/H (1.8M)	17.39 [4] 67.4KM/H (2.6M)	20.10 [3] 66.5KM/H (1.8M)	10.83 66.5KM/H (1.8M)	20.21 [3]
<b>3</b>	<b>Smashing Double</b>	3	67.7KM/H	3.85 [1] 47.1KM/H (3.1M)	6.54 [1] 67.0KM/H (0.9M)	9.21 [2] 67.4KM/H (1.0M)	11.93 [2] 66.2KM/H (1.0M)	14.67 [3] 65.6KM/H (1.0M)	17.39 [3] 66.3KM/H (1.1M)	20.13 [4] 65.7KM/H (0.9M)	10.92 65.9KM/H (1.0M)	20.24 [4]
<b>6</b>	<b>Jag The Joker</b>	6	68.2KM/H	3.94 [5] 46.0KM/H (4.2M)	6.63 [4] 67.0KM/H (1.9M)	9.28 [5] 68.0KM/H (2.2M)	11.97 [4] 66.8KM/H (2.5M)	14.71 [4] 65.8KM/H (3.4M)	17.42 [5] 66.3KM/H (3.1M)	20.19 [5] 65.1KM/H (2.4M)	10.90 66.0KM/H (2.8M)	20.29 [5]
<b>7</b>	<b>Smash The Joker</b>	7	67.1KM/H	3.96 [6] 45.7KM/H (5.0M)	6.69 [6] 66.0KM/H (2.4M)	9.38 [6] 66.9KM/H (2.7M)	12.13 [6] 65.4KM/H (3.1M)	14.94 [7] 64.2KM/H (4.8M)	17.68 [6] 65.6KM/H (5.1M)	20.47 [6] 64.6KM/H (3.6M)	11.08 64.9KM/H (4.1M)	20.57 [6]
<b>8</b>	<b>Zabdon Miracle</b>	8	67.9KM/H	4.03 [7] 45.0KM/H (5.1M)	6.74 [7] 66.5KM/H (1.3M)	9.44 [7] 66.5KM/H (0.6M)	12.17 [7] 66.0KM/H (0.6M)	14.93 [6] 65.1KM/H (0.8M)	17.70 [7] 65.2KM/H (1.1M)	20.50 [7] 64.2KM/H (0.7M)	11.06 65.1KM/H (0.8M)	20.61 [7]
<b>5</b>	<b>Fishin' Ethics</b>	5	66.8KM/H	4.06 [8] 44.7KM/H (3.7M)	6.77 [8] 66.3KM/H (0.6M)	9.65 [8] 62.6KM/H (0.6M)	12.42 [8] 65.0KM/H (0.3M)	15.19 [8] 65.0KM/H (0.8M)	17.89 [8] 66.5KM/H (1.9M)	20.63 [8] 65.7KM/H (1.5M)	10.97 65.6KM/H (1.1M)	20.73 [8]

Information is produced by IsoLynx tracking system  
 [ ] - Rank at each section  
 ( ) - Average meters to rail for section  
 -- - No data available at section  
 \* - Estimated values





LADBROKES Q1 LAKESIDE, QLD  
 Race 3 - GREYHOUNDS MAKE GREAT PETS - 352M  
 28/04/2026 - 15:00:07 PM

RUG	NAME	BOX	TOP SPEED	50M	100M	150M	200M	250M	300M	350M	200M HOME	FINISH TIME
<b>4</b>	<b>Divine Suzanne</b>	4	68.9KM/H	3.79 [1] 47.9KM/H (2.8M)	6.44 [1] 67.9KM/H (0.8M)	9.06 [1] 68.6KM/H (1.1M)	11.69 [1] 68.4KM/H (1.2M)	14.36 [1] 67.4KM/H (1.1M)	17.03 [1] 67.4KM/H (1.0M)	19.74 [1] 66.4KM/H (1.0M)	10.68 67.4KM/H (1.1M)	<b>19.85 [1]</b>
<b>7</b>	<b>Striking Tide</b>	7	69.1KM/H	3.87 [2] 46.9KM/H (4.3M)	6.54 [2] 67.4KM/H (1.7M)	9.15 [2] 68.8KM/H (1.5M)	11.82 [2] 67.5KM/H (1.9M)	14.53 [2] 66.5KM/H (2.1M)	17.22 [2] 66.8KM/H (2.2M)	19.98 [2] 65.2KM/H (2.1M)	10.83 66.4KM/H (2.0M)	<b>20.09 [2]</b>
<b>2</b>	<b>Atomic Ghost</b>	2	68.6KM/H	3.92 [4] 46.2KM/H (2.5M)	6.65 [4] 65.9KM/H (0.7M)	9.34 [4] 67.1KM/H (0.8M)	11.97 [4] 68.4KM/H (0.7M)	14.62 [4] 67.8KM/H (0.7M)	17.29 [3] 67.4KM/H (0.9M)	20.02 [3] 66.0KM/H (0.7M)	10.69 67.3KM/H (0.8M)	<b>20.13 [3]</b>
<b>3</b>	<b>Go Blanchett Go</b>	3	68.4KM/H	3.91 [3] 46.4KM/H (3.1M)	6.59 [3] 67.1KM/H (0.9M)	9.24 [3] 68.1KM/H (0.9M)	11.90 [3] 67.4KM/H (1.0M)	14.62 [3] 66.4KM/H (1.3M)	17.32 [4] 66.6KM/H (2.3M)	20.09 [4] 65.0KM/H (2.0M)	10.85 66.3KM/H (1.6M)	<b>20.19 [4]</b>
<b>8</b>	<b>Lakoda Jill</b>	8	68.0KM/H	3.97 [6] 45.7KM/H (4.9M)	6.69 [5] 66.1KM/H (1.9M)	9.35 [5] 67.6KM/H (2.0M)	12.04 [5] 66.9KM/H (1.9M)	14.77 [5] 66.1KM/H (1.7M)	17.48 [5] 66.2KM/H (2.5M)	20.27 [5] 64.6KM/H (2.4M)	10.91 65.9KM/H (2.2M)	<b>20.37 [5]</b>
<b>6</b>	<b>Originality</b>	6	67.5KM/H	3.99 [7] 45.4KM/H (4.0M)	6.70 [6] 66.4KM/H (1.2M)	9.38 [6] 67.3KM/H (1.2M)	12.10 [6] 66.2KM/H (1.2M)	14.89 [7] 64.4KM/H (2.2M)	17.60 [7] 66.4KM/H (3.0M)	20.36 [7] 65.4KM/H (2.5M)	10.96 65.6KM/H (2.2M)	<b>20.45 [6]</b>
<b>1</b>	<b>Sweet Tilly</b>	1	67.4KM/H	3.95 [5] 45.9KM/H (2.1M)	6.73 [7] 64.7KM/H (0.5M)	9.43 [7] 66.7KM/H (0.5M)	12.11 [7] 67.3KM/H (0.6M)	14.83 [6] 66.3KM/H (1.0M)	17.55 [6] 66.0KM/H (1.6M)	20.35 [6] 64.3KM/H (1.5M)	10.92 65.9KM/H (1.2M)	<b>20.46 [7]</b>

Information is produced by IsoLynx tracking system  
 [ ] - Rank at each section  
 ( ) - Average meters to rail for section  
 -- - No data available at section  
 \* - Estimated values





LADBROKES Q1 LAKESIDE, QLD  
 Race 4 - THE LIDS FLY HOSTED POTS - 352M  
 28/04/2026 - 15:24:55 PM

RUG	NAME	BOX	TOP SPEED	50M	100M	150M	200M	250M	300M	350M	200M HOME	FINISH TIME
<b>1</b>	<b>Psionic Prowess</b>	1	70.2KM/H	3.89 [2] 46.6KM/H (2.2M)	6.53 [1] 68.2KM/H (0.7M)	9.11 [1] 69.8KM/H (0.9M)	11.69 [1] 69.7KM/H (0.9M)	14.31 [1] 68.6KM/H (1.0M)	16.91 [1] 69.4KM/H (1.0M)	19.53 [1] 68.6KM/H (1.1M)	10.42 69.0KM/H (1.0M)	<b>19.63 [1]</b>
<b>4</b>	<b>Too Sneaky</b>	4	69.6KM/H	3.88 [1] 46.8KM/H (2.9M)	6.55 [2] 67.4KM/H (1.6M)	9.14 [2] 69.3KM/H (1.8M)	11.76 [2] 68.8KM/H (1.9M)	14.41 [2] 67.8KM/H (1.8M)	17.04 [2] 68.5KM/H (2.2M)	19.74 [2] 66.7KM/H (2.2M)	10.59 67.9KM/H (2.0M)	<b>19.84 [2]</b>
<b>8</b>	<b>Gonzo</b>	8	69.4KM/H	4.07 [5] 44.6KM/H (4.4M)	6.73 [5] 67.6KM/H (0.9M)	9.35 [3] 68.8KM/H (1.3M)	11.96 [3] 69.0KM/H (0.8M)	14.58 [3] 68.7KM/H (1.2M)	17.18 [3] 69.3KM/H (1.7M)	19.80 [3] 68.6KM/H (1.7M)	10.44 68.9KM/H (1.4M)	<b>19.89 [3]</b>
<b>7</b>	<b>Goldstar Vogue</b>	7	69.1KM/H	3.97 [4] 45.6KM/H (3.5M)	6.70 [3] 66.0KM/H (1.6M)	9.38 [4] 67.3KM/H (2.0M)	12.00 [4] 68.5KM/H (1.4M)	14.64 [4] 68.3KM/H (1.5M)	17.25 [4] 68.9KM/H (2.1M)	19.87 [4] 68.7KM/H (1.6M)	10.50 68.6KM/H (1.6M)	<b>19.98 [4]</b>
<b>5</b>	<b>Blue Fairy</b>	5	66.8KM/H	3.94 [3] 46.0KM/H (3.3M)	6.73 [4] 64.7KM/H (2.1M)	9.51 [5] 64.5KM/H (2.4M)	12.21 [5] 66.7KM/H (1.5M)	14.97 [5] 65.2KM/H (1.9M)	17.70 [5] 66.0KM/H (2.4M)	20.44 [5] 65.6KM/H (1.8M)	10.93 65.9KM/H (1.9M)	<b>20.55 [5]</b>

Information is produced by IsoLynx tracking system  
 [ ] - Rank at each section  
 ( ) - Average meters to rail for section  
 -- - No data available at section  
 \* - Estimated values





LADBROKES Q1 LAKESIDE, QLD  
 Race 5 - LADBROKES BIG BETS COPY NOW - 390M  
 28/04/2026 - 15:42:51 PM

RUG	NAME	BOX	TOP SPEED	50M	100M	150M	200M	250M	300M	350M	200M HOME	FINISH TIME
<b>7</b>	Waikarie Katie	7	69.6KM/H	4.01 [1] 45.2KM/H (2.6M)	6.66 [1] 68.0KM/H (1.1M)	9.25 [1] 69.4KM/H (0.9M)	11.85 [1] 69.3KM/H (1.1M)	14.52 [1] 67.5KM/H (1.1M)	17.24 [1] 66.3KM/H (1.4M)	19.97 [1] 65.8KM/H (1.4M)	10.87 66.2KM/H (1.3M)	22.20 [1]
<b>8</b>	Cyclone Saskia	8	69.2KM/H	4.09 [4] 44.3KM/H (3.4M)	6.73 [2] 68.2KM/H (1.4M)	9.36 [2] 68.3KM/H (0.7M)	12.01 [2] 68.0KM/H (0.7M)	14.71 [2] 66.6KM/H (0.6M)	17.45 [2] 65.7KM/H (0.6M)	20.19 [2] 65.7KM/H (0.7M)	10.95 65.7KM/H (0.6M)	22.43 [2]
<b>4</b>	Mockery Mirage	4	68.4KM/H	4.16 [7] 43.6KM/H (2.5M)	6.85 [7] 66.9KM/H (2.1M)	9.54 [6] 66.9KM/H (2.3M)	12.27 [5] 65.8KM/H (1.9M)	14.93 [5] 67.8KM/H (1.6M)	17.58 [5] 67.8KM/H (2.4M)	20.26 [5] 67.3KM/H (3.2M)	10.71 67.2KM/H (2.4M)	22.45 [3]
<b>2</b>	Millie Moo Moo	2	68.3KM/H	4.04 [3] 44.9KM/H (1.0M)	6.77 [4] 65.9KM/H (0.6M)	9.47 [3] 66.6KM/H (1.0M)	12.11 [3] 68.1KM/H (1.2M)	14.80 [3] 67.1KM/H (1.1M)	17.52 [3] 66.0KM/H (1.5M)	20.25 [4] 66.0KM/H (1.6M)	10.88 66.1KM/H (1.4M)	22.47 [4]
<b>6</b>	Lornett Swift	6	67.9KM/H	4.02 [2] 45.1KM/H (2.0M)	6.76 [3] 65.9KM/H (0.9M)	9.48 [4] 66.1KM/H (1.4M)	12.14 [4] 67.6KM/H (1.7M)	14.82 [4] 67.2KM/H (1.4M)	17.52 [4] 66.6KM/H (2.2M)	20.24 [3] 66.2KM/H (2.5M)	10.86 66.3KM/H (2.0M)	22.48 [5]
<b>1</b>	Forge Ahead	1	67.0KM/H	4.09 [5] 44.3KM/H (-0.1M)	6.84 [6] 65.5KM/H (0.4M)	9.57 [7] 65.8KM/H (0.5M)	12.29 [6] 66.3KM/H (0.5M)	15.03 [7] 65.6KM/H (0.4M)	17.76 [7] 66.1KM/H (0.5M)	20.45 [7] 66.8KM/H (0.5M)	10.89 66.1KM/H (0.5M)	22.64 [6]
<b>3</b>	Borneo Floki	3	67.4KM/H	4.12 [6] 44.0KM/H (1.7M)	6.82 [5] 66.5KM/H (1.2M)	9.54 [5] 66.4KM/H (1.9M)	12.30 [7] 65.0KM/H (1.7M)	15.03 [6] 66.1KM/H (1.5M)	17.72 [6] 66.7KM/H (2.4M)	20.43 [6] 66.6KM/H (2.0M)	10.89 66.1KM/H (1.9M)	22.65 [7]

Information is produced by IsoLynx tracking system  
 [ ] - Rank at each section  
 ( ) - Average meters to rail for section  
 -- - No data available at section  
 \* - Estimated values





LADBROKES Q1 LAKESIDE, QLD  
 Race 6 - ROSEWOOD VETERINARY SERVICE - 390M  
 28/04/2026 - 16:07:52 PM

RUG	NAME	BOX	TOP SPEED	50M	100M	150M	200M	250M	300M	350M	200M HOME	FINISH TIME
<b>2</b>	Spring Hallie	2	70.0KM/H	3.98 [3] 45.5KM/H (0.6M)	6.62 [2] 68.3KM/H (0.5M)	9.20 [2] 69.6KM/H (1.0M)	11.79 [2] 69.7KM/H (1.1M)	14.43 [2] 68.2KM/H (0.9M)	17.12 [2] 66.9KM/H (2.0M)	19.76 [1] 68.1KM/H (3.0M)	10.65 67.6KM/H (2.0M)	21.92 [1]
<b>7</b>	Banjo's Clancy	7	70.7KM/H	3.92 [1] 46.2KM/H (2.5M)	6.54 [1] 68.9KM/H (1.1M)	9.09 [1] 70.5KM/H (1.1M)	11.69 [1] 69.1KM/H (1.4M)	14.36 [1] 67.4KM/H (1.1M)	17.07 [1] 66.4KM/H (1.2M)	19.78 [2] 66.5KM/H (1.5M)	10.85 66.4KM/H (1.3M)	22.01 [2]
<b>3</b>	Runaway Skittle	3	68.5KM/H	3.98 [2] 45.6KM/H (1.2M)	6.71 [3] 65.9KM/H (0.8M)	9.36 [3] 67.9KM/H (1.1M)	12.01 [3] 68.1KM/H (0.8M)	14.71 [3] 66.7KM/H (0.6M)	17.42 [3] 66.4KM/H (1.3M)	20.08 [3] 67.7KM/H (1.3M)	10.77 66.9KM/H (1.0M)	22.25 [3]
<b>1</b>	Cyclone Mick	1	68.4KM/H	4.06 [5] 44.6KM/H (0.1M)	6.75 [4] 66.8KM/H (1.2M)	9.39 [4] 68.3KM/H (1.8M)	12.05 [4] 67.6KM/H (2.0M)	14.73 [4] 67.2KM/H (1.6M)	17.43 [4] 66.7KM/H (2.7M)	20.11 [4] 67.0KM/H (4.4M)	10.79 66.7KM/H (3.0M)	22.31 [4]
<b>4</b>	Sirius Melita	4	68.2KM/H	4.08 [7] 44.4KM/H (2.7M)	6.89 [7] 64.1KM/H (2.0M)	9.63 [7] 65.8KM/H (1.9M)	12.31 [7] 67.1KM/H (1.9M)	14.99 [7] 67.1KM/H (1.7M)	17.67 [7] 67.1KM/H (2.5M)	20.33 [7] 67.8KM/H (3.9M)	10.72 67.1KM/H (2.8M)	22.50 [5]
<b>8</b>	She's Dynamite	8	67.8KM/H	4.05 [4] 44.7KM/H (3.8M)	6.82 [6] 65.1KM/H (2.0M)	9.54 [6] 66.0KM/H (1.8M)	12.21 [5] 67.5KM/H (1.3M)	14.91 [5] 66.6KM/H (1.1M)	17.63 [5] 66.3KM/H (1.7M)	20.32 [5] 66.8KM/H (2.9M)	10.83 66.4KM/H (2.0M)	22.51 [6]
<b>6</b>	Hara's Max	6	68.2KM/H	4.08 [6] 44.4KM/H (1.8M)	6.82 [5] 65.8KM/H (1.4M)	9.53 [5] 66.5KM/H (1.1M)	12.21 [6] 67.0KM/H (0.7M)	14.92 [6] 66.4KM/H (0.7M)	17.64 [6] 66.3KM/H (0.6M)	20.33 [6] 66.8KM/H (0.7M)	10.86 66.3KM/H (0.6M)	22.53 [7]

Information is produced by IsoLynx tracking system  
 [ ] - Rank at each section  
 ( ) - Average meters to rail for section  
 -- - No data available at section  
 \* - Estimated values





LADBROKES Q1 LAKESIDE, QLD  
 Race 7 - GARRARD'S HORSE AND HOUND - 457M  
 28/04/2026 - 16:24:55 PM

RUG	NAME	BOX	TOP SPEED	50M	100M	150M	200M	250M	300M	350M	400M	450M	200M HOME	FINISH TIME
<b>1</b>	<b>Typhoon Pablo</b>	1	73.4KM/H	3.91 [1] 46.3KM/H (0.5M)	6.49 [1] 69.8KM/H (0.2M)	8.95 [1] 73.0KM/H (0.9M)	11.48 [1] 71.4KM/H (0.9M)	14.10 [1] 68.6KM/H (1.1M)	16.79 [1] 66.9KM/H (1.2M)	19.53 [1] 65.7KM/H (1.4M)	22.28 [1] 65.4KM/H (2.6M)	25.09 [1] 64.1KM/H (2.6M)	11.01 65.4KM/H (2.0M)	<b>25.48 [1]</b>
<b>2</b>	<b>Goldstar Ghost</b>	2	71.8KM/H	4.14 [6] 43.8KM/H (-0.5M)	6.78 [5] 68.2KM/H (-0.3M)	9.31 [4] 71.2KM/H (0.3M)	11.91 [5] 69.2KM/H (0.4M)	14.54 [4] 68.5KM/H (0.5M)	17.20 [3] 67.6KM/H (0.6M)	19.94 [2] 65.6KM/H (0.6M)	22.64 [2] 66.7KM/H (1.2M)	25.37 [2] 66.0KM/H (0.9M)	10.84 66.4KM/H (0.8M)	<b>25.75 [2]</b>
<b>7</b>	<b>Fortune Hearts</b>	7	71.1KM/H	4.06 [3] 44.7KM/H (2.7M)	6.71 [3] 67.9KM/H (2.3M)	9.25 [3] 70.9KM/H (1.7M)	11.85 [3] 69.1KM/H (1.2M)	14.51 [3] 67.6KM/H (1.4M)	17.21 [4] 66.9KM/H (1.6M)	19.99 [4] 64.8KM/H (2.6M)	22.71 [3] 66.2KM/H (3.8M)	25.47 [3] 65.2KM/H (3.1M)	10.96 65.6KM/H (2.8M)	<b>25.85 [3]</b>
<b>8</b>	<b>Travelling Dean</b>	8	71.0KM/H	4.13 [4] 43.9KM/H (3.4M)	6.77 [4] 68.1KM/H (2.7M)	9.31 [5] 70.9KM/H (2.1M)	11.90 [4] 69.5KM/H (1.6M)	14.58 [5] 67.2KM/H (2.0M)	17.28 [5] 66.8KM/H (1.8M)	20.02 [5] 65.6KM/H (1.5M)	22.74 [4] 66.2KM/H (2.6M)	25.53 [4] 64.5KM/H (2.4M)	10.95 65.6KM/H (2.1M)	<b>25.91 [4]</b>
<b>3</b>	<b>Goldstar Hunter</b>	3	72.6KM/H	4.03 [2] 44.9KM/H (1.0M)	6.69 [2] 67.7KM/H (0.6M)	9.19 [2] 72.1KM/H (0.9M)	11.79 [2] 69.3KM/H (0.8M)	14.46 [2] 67.5KM/H (0.8M)	17.16 [2] 66.5KM/H (0.9M)	19.98 [3] 63.9KM/H (1.0M)	22.76 [5] 64.7KM/H (1.7M)	25.56 [5] 64.2KM/H (1.5M)	11.12 64.7KM/H (1.3M)	<b>25.95 [5]</b>
<b>5</b>	<b>Tibetan Belle</b>	5	72.1KM/H	4.18 [7] 43.4KM/H (1.4M)	6.81 [6] 68.4KM/H (0.4M)	9.33 [6] 71.5KM/H (0.9M)	11.97 [6] 68.3KM/H (1.1M)	14.66 [6] 66.9KM/H (1.2M)	17.36 [6] 66.6KM/H (0.9M)	20.13 [6] 65.0KM/H (1.6M)	22.91 [6] 64.8KM/H (2.8M)	25.75 [6] 63.3KM/H (2.7M)	11.10 64.7KM/H (2.0M)	<b>26.14 [6]</b>
<b>4</b>	<b>Gus The Gangster</b>	4	72.3KM/H	4.24 [8] 42.8KM/H (1.0M)	6.90 [8] 67.6KM/H (-0.6M)	9.41 [7] 71.6KM/H (0.4M)	12.01 [7] 69.3KM/H (1.4M)	14.70 [7] 66.9KM/H (1.8M)	17.42 [7] 66.3KM/H (1.4M)	20.21 [7] 64.5KM/H (1.9M)	22.97 [7] 65.1KM/H (3.6M)	25.77 [7] 64.2KM/H (3.7M)	11.08 64.9KM/H (2.7M)	<b>26.16 [7]</b>
<b>6</b>	<b>Very Shrewd</b>	6	69.7KM/H	4.13 [5] 43.8KM/H (2.1M)	6.84 [7] 66.6KM/H (1.2M)	9.44 [8] 69.3KM/H (1.1M)	12.08 [8] 68.0KM/H (1.3M)	14.76 [8] 67.3KM/H (0.8M)	17.50 [8] 65.7KM/H (0.7M)	20.29 [8] 64.5KM/H (0.7M)	23.08 [8] 64.5KM/H (0.8M)	25.94 [8] 62.9KM/H (0.8M)	11.20 64.2KM/H (0.8M)	<b>26.34 [8]</b>

Information is produced by IsoLynx tracking system  
 [ ] - Rank at each section  
 ( ) - Average meters to rail for section  
 -- - No data available at section  
 \* - Estimated values





LADBROKES Q1 LAKESIDE, QLD  
 Race 8 - GORSKI SEMI TIPPERS - 550M  
 28/04/2026 - 16:47:55 PM

RUG	NAME	BOX	TOP SPEED	50M	100M	150M	200M	250M	300M	350M	400M	450M	500M	550M	200M HOME	FINISH TIME
<b>8</b>	<b>King Of Gods</b>	8	73.5KM/H	3.91 [4] 46.3KM/H (4.2M)	6.64 [2] 65.9KM/H (2.0M)	9.15 [2] 71.7KM/H (1.6M)	11.61 [2] 73.4KM/H (1.4M)	14.09 [2] 72.4KM/H (0.9M)	16.69 [2] 69.4KM/H (1.0M)	19.38 [2] 66.9KM/H (1.3M)	22.12 [1] 65.5KM/H (1.0M)	24.93 [1] 64.1KM/H (0.8M)	27.75 [1] 63.9KM/H (0.9M)	30.62 [1] 62.7KM/H (1.0M)	11.24 64.0KM/H (0.9M)	<b>30.62 [1]</b>
<b>3</b>	<b>Tarawi Buster</b>	3	73.6KM/H	3.88 [1] 46.6KM/H (2.3M)	6.63 [1] 65.6KM/H (1.1M)	9.15 [1] 71.5KM/H (1.0M)	11.60 [1] 73.3KM/H (0.9M)	14.08 [1] 72.7KM/H (0.5M)	16.67 [1] 69.4KM/H (0.6M)	19.37 [1] 66.6KM/H (0.7M)	22.16 [2] 64.5KM/H (0.6M)	25.06 [2] 62.2KM/H (0.7M)	27.92 [2] 62.9KM/H (2.0M)	30.83 [2] 61.6KM/H (1.7M)	11.46 62.8KM/H (1.2M)	<b>30.83 [2]</b>
<b>9</b>	<b>Maggie's Song</b>	5	72.8KM/H	4.05 [8] 44.7KM/H (2.9M)	6.74 [4] 67.0KM/H (1.2M)	9.25 [4] 71.6KM/H (2.1M)	11.74 [3] 72.4KM/H (2.4M)	14.26 [3] 71.5KM/H (1.2M)	16.85 [3] 69.5KM/H (0.9M)	19.55 [3] 66.6KM/H (0.9M)	22.31 [3] 65.2KM/H (0.8M)	25.14 [3] 63.4KM/H (1.2M)	28.00 [3] 63.0KM/H (2.6M)	30.95 [3] 60.9KM/H (2.5M)	11.40 63.1KM/H (1.8M)	<b>30.95 [3]</b>
<b>1</b>	<b>Federal Rocket</b>	1	72.1KM/H	3.89 [2] 46.6KM/H (1.7M)	6.79 [5] 62.2KM/H (0.9M)	9.38 [5] 69.3KM/H (1.3M)	11.89 [5] 71.8KM/H (1.6M)	14.45 [5] 70.3KM/H (0.9M)	17.11 [5] 67.7KM/H (1.0M)	19.83 [5] 66.1KM/H (1.1M)	22.59 [5] 65.3KM/H (1.3M)	25.41 [4] 63.9KM/H (2.0M)	28.19 [4] 64.6KM/H (2.7M)	31.03 [4] 63.3KM/H (2.8M)	11.20 64.3KM/H (2.2M)	<b>31.03 [4]</b>
<b>6</b>	<b>Cashed Up Rhi</b>	6	72.7KM/H	4.01 [6] 45.2KM/H (3.5M)	6.72 [3] 66.3KM/H (2.9M)	9.25 [3] 71.2KM/H (3.4M)	11.74 [4] 72.3KM/H (3.2M)	14.32 [4] 69.9KM/H (2.2M)	16.99 [4] 67.3KM/H (2.2M)	19.74 [4] 65.5KM/H (1.9M)	22.54 [4] 64.4KM/H (1.9M)	25.41 [5] 62.6KM/H (3.1M)	28.27 [5] 62.9KM/H (5.2M)	31.18 [5] 61.6KM/H (5.8M)	11.44 62.8KM/H (4.0M)	<b>31.18 [5]</b>
<b>7</b>	<b>Canya Dynamite</b>	7	70.9KM/H	3.91 [3] 46.3KM/H (3.7M)	6.85 [6] 61.3KM/H (1.9M)	9.51 [6] 67.4KM/H (3.1M)	12.06 [6] 70.8KM/H (3.4M)	14.62 [6] 70.2KM/H (1.2M)	17.26 [6] 68.2KM/H (0.5M)	20.00 [6] 65.7KM/H (0.7M)	22.79 [6] 64.4KM/H (0.6M)	25.66 [6] 62.8KM/H (1.3M)	28.55 [6] 62.3KM/H (4.1M)	31.50 [6] 60.9KM/H (4.2M)	11.50 62.6KM/H (2.6M)	<b>31.50 [6]</b>
<b>4</b>	<b>Heather's Pick</b>	4	64.7KM/H	4.03 [7] 44.9KM/H (2.7M)	7.14 [7] 57.9KM/H (2.7M)	10.32 [7] 56.7KM/H (5.3M)	13.14 [7] 63.7KM/H (1.8M)	15.94 [7] 64.5KM/H (0.8M)	18.85 [7] 61.7KM/H (0.8M)	21.88 [7] 59.5KM/H (1.1M)	24.93 [7] 58.9KM/H (1.1M)	28.16 [7] 55.8KM/H (0.8M)	31.45 [7] 54.7KM/H (1.8M)	34.72 [7] 54.9KM/H (1.6M)	12.84 56.0KM/H (1.3M)	<b>34.72 [7]</b>
<b>2</b>	<b>Goodness Baby</b>	2	65.7KM/H	3.98 [5] 45.5KM/H (1.8M)	8.11 [8] 43.6KM/H (2.1M)	12.45 [8] 41.5KM/H (3.8M)	15.32 [8] 62.7KM/H (1.9M)	18.07 [8] 65.4KM/H (0.7M)	20.88 [8] 64.1KM/H (0.9M)	23.81 [8] 61.4KM/H (1.1M)	26.75 [8] 61.3KM/H (0.8M)	29.71 [8] 60.8KM/H (0.9M)	32.61 [8] 62.1KM/H (1.1M)	35.50 [8] 62.4KM/H (1.1M)	11.69 61.6KM/H (1.0M)	<b>35.50 [8]</b>

Information is produced by IsoLynx tracking system  
 [] - Rank at each section  
 () - Average meters to rail for section  
 -- - No data available at section  
 \* - Estimated values





LADBROKES Q1 LAKESIDE, QLD  
 Race 9 - LABROKES SRM IN MULTIS 1-5 Wins H - 457M  
 28/04/2026 - 17:09:54 PM

RUG	NAME	BOX	TOP SPEED	50M	100M	150M	200M	250M	300M	350M	400M	450M	200M HOME	FINISH TIME
<b>2</b>	<b>Sironen Tiger</b>	2	74.6KM/H	3.92 [2] 46.2KM/H (-0.5M)	6.47 [1] 70.5KM/H (-0.5M)	8.90 [1] 74.2KM/H (0.8M)	11.39 [1] 72.3KM/H (0.8M)	13.98 [1] 69.4KM/H (1.0M)	16.63 [1] 67.9KM/H (0.7M)	19.33 [1] 66.8KM/H (0.8M)	22.01 [1] 67.2KM/H (1.3M)	24.74 [1] 65.9KM/H (1.6M)	10.78 66.8KM/H (1.1M)	25.13 [1]
<b>3</b>	<b>Utah Gunn</b>	3	72.7KM/H	3.91 [1] 46.3KM/H (1.3M)	6.49 [2] 69.9KM/H (1.5M)	8.97 [2] 72.5KM/H (1.7M)	11.51 [2] 71.0KM/H (1.3M)	14.09 [2] 69.6KM/H (1.3M)	16.73 [2] 68.2KM/H (0.9M)	19.45 [2] 66.3KM/H (1.1M)	22.17 [2] 66.1KM/H (1.8M)	24.98 [2] 64.1KM/H (2.2M)	10.92 65.9KM/H (1.5M)	25.38 [2]
<b>8</b>	<b>I'm No Mirage</b>	8	73.1KM/H	4.07 [5] 44.5KM/H (2.4M)	6.68 [5] 68.9KM/H (0.4M)	9.17 [5] 72.4KM/H (1.2M)	11.70 [4] 71.1KM/H (1.6M)	14.31 [4] 69.0KM/H (1.8M)	16.96 [3] 67.9KM/H (1.5M)	19.68 [3] 66.0KM/H (1.6M)	22.38 [3] 66.6KM/H (1.7M)	25.12 [3] 65.7KM/H (1.2M)	10.83 66.4KM/H (1.5M)	25.50 [3]
<b>7</b>	<b>Spring Flick</b>	7	73.0KM/H	3.99 [3] 45.4KM/H (2.0M)	6.57 [3] 69.7KM/H (1.2M)	9.05 [3] 72.6KM/H (1.1M)	11.62 [3] 70.0KM/H (0.9M)	14.27 [3] 67.9KM/H (0.8M)	16.97 [4] 66.7KM/H (0.8M)	19.73 [4] 65.3KM/H (0.5M)	22.48 [4] 65.3KM/H (0.8M)	25.31 [4] 63.8KM/H (0.8M)	11.05 65.1KM/H (0.7M)	25.70 [4]
<b>4</b>	<b>Goldstar Sid</b>	4	72.7KM/H	4.16 [7] 43.5KM/H (1.6M)	6.80 [6] 68.3KM/H (0.0M)	9.29 [6] 72.4KM/H (0.5M)	11.83 [6] 70.7KM/H (0.9M)	14.47 [6] 68.2KM/H (1.1M)	17.15 [5] 67.1KM/H (1.2M)	19.88 [5] 66.0KM/H (1.4M)	22.58 [5] 66.7KM/H (2.5M)	25.34 [5] 65.2KM/H (2.5M)	10.89 66.1KM/H (1.9M)	25.73 [5]
<b>6</b>	<b>Star Fernando</b>	6	72.1KM/H	4.15 [6] 43.7KM/H (3.1M)	6.82 [7] 67.3KM/H (2.0M)	9.34 [7] 71.5KM/H (1.6M)	11.89 [7] 70.6KM/H (1.8M)	14.54 [7] 68.0KM/H (1.8M)	17.23 [7] 66.7KM/H (1.9M)	19.98 [7] 65.5KM/H (2.2M)	22.72 [7] 65.8KM/H (2.0M)	25.48 [6] 65.1KM/H (1.6M)	10.96 65.6KM/H (1.9M)	25.87 [6]
<b>1</b>	<b>Aston Poseidon</b>	1	73.1KM/H	4.01 [4] 45.2KM/H (-1.4M)	6.61 [4] 69.3KM/H (-0.9M)	9.08 [4] 72.7KM/H (0.6M)	11.73 [5] 68.1KM/H (0.5M)	14.43 [5] 66.5KM/H (0.7M)	17.17 [6] 65.8KM/H (0.6M)	19.96 [6] 64.6KM/H (0.5M)	22.70 [6] 65.5KM/H (0.5M)	25.49 [7] 64.6KM/H (0.5M)	11.08 65.0KM/H (0.5M)	25.89 [7]

Information is produced by IsoLynx tracking system  
 [ ] - Rank at each section  
 ( ) - Average meters to rail for section  
 -- - No data available at section  
 \* - Estimated values





LADBROKES Q1 LAKESIDE, QLD  
 Race 10 - GORSKI ENGINEERING 1-5 Wins H - 457M  
 28/04/2026 - 17:28:56 PM

RUG	NAME	BOX	TOP SPEED	50M	100M	150M	200M	250M	300M	350M	400M	450M	200M HOME	FINISH TIME
<b>8</b>	<b>Gemma Keeping</b>	8	72.6KM/H	3.95 [2] 45.9KM/H (2.8M)	6.53 [2] 69.7KM/H (2.4M)	9.02 [2] 72.5KM/H (2.1M)	11.52 [2] 71.8KM/H (1.5M)	14.10 [2] 69.8KM/H (1.5M)	16.76 [1] 67.8KM/H (1.5M)	19.46 [1] 66.8KM/H (1.4M)	22.13 [1] 67.3KM/H (1.4M)	24.85 [1] 66.2KM/H (1.6M)	10.76 66.9KM/H (1.5M)	25.23 [1]
<b>2</b>	<b>Regal Gypsy</b>	2	73.8KM/H	3.91 [1] 46.3KM/H (-0.5M)	6.49 [1] 69.9KM/H (-0.9M)	8.94 [1] 73.4KM/H (0.6M)	11.47 [1] 71.2KM/H (0.8M)	14.10 [1] 68.6KM/H (1.1M)	16.79 [2] 66.9KM/H (1.1M)	19.53 [2] 65.7KM/H (0.9M)	22.24 [2] 66.4KM/H (1.6M)	24.99 [2] 65.5KM/H (1.7M)	10.90 66.0KM/H (1.3M)	25.37 [2]
<b>4</b>	<b>Blow Bayou</b>	4	72.3KM/H	3.98 [3] 45.6KM/H (1.4M)	6.61 [3] 68.4KM/H (0.8M)	9.11 [3] 72.0KM/H (1.4M)	11.64 [3] 71.3KM/H (1.1M)	14.24 [3] 69.2KM/H (1.2M)	16.88 [3] 68.0KM/H (0.9M)	19.60 [3] 66.3KM/H (1.2M)	22.32 [3] 66.2KM/H (2.4M)	25.10 [3] 64.8KM/H (2.8M)	10.88 66.1KM/H (1.9M)	25.48 [3]
<b>6</b>	<b>Cornerstone</b>	6	71.4KM/H	4.06 [5] 44.6KM/H (2.0M)	6.72 [5] 67.7KM/H (0.7M)	9.26 [5] 70.9KM/H (1.2M)	11.82 [4] 70.3KM/H (1.0M)	14.46 [4] 68.2KM/H (1.1M)	17.13 [4] 67.3KM/H (1.1M)	19.81 [4] 67.1KM/H (1.0M)	22.49 [4] 67.2KM/H (1.0M)	25.22 [4] 65.9KM/H (1.3M)	10.78 66.8KM/H (1.1M)	25.61 [4]
<b>7</b>	<b>Ricolina Pearl</b>	7	70.2KM/H	3.99 [4] 45.4KM/H (2.1M)	6.65 [4] 67.6KM/H (1.6M)	9.23 [4] 69.9KM/H (2.3M)	11.83 [5] 69.1KM/H (2.0M)	14.49 [5] 67.6KM/H (2.0M)	17.21 [5] 66.3KM/H (1.8M)	19.99 [5] 64.6KM/H (1.7M)	22.76 [5] 65.1KM/H (2.0M)	25.57 [5] 63.9KM/H (2.2M)	11.10 64.8KM/H (1.9M)	25.97 [5]
<b>1</b>	<b>Goldstar Dozer</b>	1	69.8KM/H	4.11 [6] 44.1KM/H (-0.6M)	6.78 [6] 67.3KM/H (0.1M)	9.37 [6] 69.6KM/H (1.7M)	11.99 [6] 68.8KM/H (1.7M)	14.71 [6] 66.1KM/H (2.2M)	17.43 [6] 66.2KM/H (1.2M)	20.18 [6] 65.5KM/H (0.9M)	22.91 [6] 66.0KM/H (1.3M)	25.65 [6] 65.6KM/H (1.6M)	10.95 65.8KM/H (1.2M)	26.04 [6]

Information is produced by IsoLynx tracking system  
 [ ] - Rank at each section  
 ( ) - Average meters to rail for section  
 -- - No data available at section  
 \* - Estimated values





LADBROKES Q1 LAKESIDE, QLD  
 Race 11 - WWW.THEQ.AU 1-5 Wins H - 457M  
 28/04/2026 - 17:50:49 PM

RUG	NAME	BOX	TOP SPEED	50M	100M	150M	200M	250M	300M	350M	400M	450M	200M HOME	FINISH TIME	
<b>6</b>	<b>Ziping Kimeli</b>	6	73.8KM/H	44.8KM/H (2.1M)	69.7KM/H (1.1M)	73.3KM/H (1.1M)	71.4KM/H (0.9M)	69.5KM/H (0.9M)	67.8KM/H (0.9M)	66.6KM/H (0.7M)	66.7KM/H (0.8M)	65.8KM/H (1.2M)	66.6KM/H (0.9M)	10.81	<b>25.37 [1]</b>
<b>7</b>	<b>Daytona Sunset</b>	7	72.8KM/H	45.3KM/H (2.8M)	69.4KM/H (2.1M)	72.5KM/H (1.9M)	70.4KM/H (1.6M)	68.6KM/H (1.4M)	67.5KM/H (1.2M)	66.3KM/H (1.2M)	66.6KM/H (1.9M)	65.1KM/H (2.1M)	66.2KM/H (1.6M)	10.87	<b>25.50 [2]</b>
<b>1</b>	<b>High Geared</b>	1	72.5KM/H	45.0KM/H (-1.2M)	69.0KM/H (-1.0M)	71.5KM/H (0.3M)	68.6KM/H (0.6M)	68.3KM/H (0.7M)	67.1KM/H (1.0M)	65.0KM/H (1.4M)	65.7KM/H (0.7M)	65.2KM/H (0.9M)	65.6KM/H (1.0M)	10.98	<b>25.76 [3]</b>
<b>3</b>	<b>Canya Detonator</b>	3	71.4KM/H	44.5KM/H (1.1M)	68.4KM/H (0.9M)	71.2KM/H (1.4M)	70.5KM/H (1.2M)	67.7KM/H (1.3M)	66.4KM/H (1.7M)	64.7KM/H (1.8M)	65.7KM/H (2.4M)	64.8KM/H (2.2M)	65.3KM/H (2.0M)	11.02	<b>25.84 [4]</b>
<b>2</b>	<b>Goldstar Max</b>	2	72.7KM/H	44.9KM/H (0.3M)	68.4KM/H (-0.4M)	72.1KM/H (0.8M)	70.7KM/H (1.1M)	68.6KM/H (1.2M)	66.3KM/H (0.9M)	62.8KM/H (1.0M)	64.5KM/H (0.6M)	63.8KM/H (0.5M)	64.2KM/H (0.7M)	11.22	<b>25.93 [5]</b>
<b>8</b>	<b>Hooked On Magic</b>	8	69.8KM/H	43.1KM/H (3.4M)	67.8KM/H (2.7M)	69.5KM/H (2.1M)	68.8KM/H (0.9M)	67.4KM/H (1.1M)	66.8KM/H (1.1M)	66.0KM/H (1.4M)	66.1KM/H (3.1M)	64.8KM/H (2.9M)	65.8KM/H (2.2M)	10.94	<b>26.05 [6]</b>
<b>4</b>	<b>Warrego Rain</b>	4	72.7KM/H	45.7KM/H (0.8M)	68.9KM/H (-0.2M)	72.3KM/H (0.5M)	69.2KM/H (0.5M)	67.4KM/H (0.6M)	65.3KM/H (0.5M)	63.1KM/H (0.5M)	63.6KM/H (0.3M)	62.5KM/H (0.8M)	63.5KM/H (0.5M)	11.33	<b>26.05 [7]</b>

Information is produced by IsoLynx tracking system  
 [ ] - Rank at each section  
 ( ) - Average meters to rail for section  
 -- - No data available at section  
 \* - Estimated values





LADBROKES Q1 LAKESIDE, QLD  
 Race 12 - GORSKI TRUCK & TRAILER - 457M  
 28/04/2026 - 18:08:04 PM

RUG	NAME	BOX	TOP SPEED	50M	100M	150M	200M	250M	300M	350M	400M	450M	200M HOME	FINISH TIME
<b>3</b>	<b>Canya Atomic</b>	3	73.6KM/H	3.91 [1] 46.4KM/H (0.8M)	6.49 [1] 69.7KM/H (0.4M)	8.95 [1] 73.1KM/H (0.7M)	11.46 [1] 71.8KM/H (0.6M)	14.06 [1] 69.3KM/H (0.6M)	16.72 [1] 67.6KM/H (0.5M)	19.46 [1] 65.6KM/H (0.7M)	22.19 [1] 66.0KM/H (1.1M)	24.94 [1] 65.6KM/H (1.1M)	10.89 66.1KM/H (0.9M)	25.32 [1]
<b>1</b>	<b>Outplayed</b>	1	71.9KM/H	3.96 [2] 45.7KM/H (-1.1M)	6.58 [2] 68.8KM/H (-0.1M)	9.09 [2] 71.8KM/H (1.5M)	11.64 [2] 70.5KM/H (1.2M)	14.26 [2] 68.6KM/H (1.4M)	16.94 [2] 67.3KM/H (1.3M)	19.66 [2] 66.3KM/H (1.1M)	22.35 [2] 66.9KM/H (1.5M)	25.10 [2] 65.4KM/H (2.5M)	10.84 66.3KM/H (1.6M)	25.48 [2]
<b>7</b>	<b>No More Beer</b>	7	72.3KM/H	3.97* [3] 45.7KM/H --	6.59* [3] 68.7KM/H --	9.11* [3] 71.3KM/H --	11.66* [3] 70.7KM/H --	14.28* [3] 68.6KM/H --	16.97* [3] 67.0KM/H --	19.70* [3] 65.8KM/H --	22.41* [3] 66.5KM/H --	25.16* [3] 65.6KM/H --	10.89* 66.1KM/H --	25.54 [3]
<b>4</b>	<b>Breakout Lad</b>	4	70.7KM/H	3.99 [4] 45.4KM/H (1.9M)	6.61 [4] 68.6KM/H (1.2M)	9.17 [4] 70.4KM/H (1.6M)	11.73 [4] 70.5KM/H (1.2M)	14.34 [4] 68.7KM/H (1.1M)	17.03 [4] 67.1KM/H (1.0M)	19.77 [4] 65.6KM/H (2.4M)	22.48 [4] 66.4KM/H (3.7M)	25.23 [4] 65.6KM/H (4.1M)	10.89 66.0KM/H (2.9M)	25.61 [4]
<b>2</b>	<b>Aussie Zip</b>	2	71.4KM/H	4.00 [5] 45.3KM/H (-0.5M)	6.63 [5] 68.3KM/H (0.2M)	9.18 [5] 70.6KM/H (1.0M)	11.75 [5] 70.3KM/H (0.7M)	14.39 [5] 68.0KM/H (0.7M)	17.10 [5] 66.5KM/H (0.6M)	19.83 [5] 66.0KM/H (0.8M)	22.53 [5] 66.8KM/H (1.3M)	25.25 [5] 66.0KM/H (1.0M)	10.87 66.2KM/H (0.9M)	25.64 [5]
<b>9</b>	<b>Hey Jack</b>	5	71.2KM/H	4.03* [6] 45.0KM/H --	6.69* [6] 67.7KM/H --	9.25* [6] 70.3KM/H --	11.83* [6] 69.6KM/H --	14.50* [6] 67.5KM/H --	17.22* [6] 66.0KM/H --	20.00* [6] 64.8KM/H --	22.75* [6] 65.5KM/H --	25.54* [6] 64.6KM/H --	11.05* 65.1KM/H --	25.93 [6]
<b>8</b>	<b>New Beginning</b>	8	70.8KM/H	4.05* [7] 44.7KM/H --	6.72* [7] 67.4KM/H --	9.29* [7] 69.9KM/H --	11.89* [7] 69.3KM/H --	14.57* [7] 67.2KM/H --	17.31* [7] 65.7KM/H --	20.10* [7] 64.5KM/H --	22.87* [7] 65.1KM/H --	25.67* [7] 64.2KM/H --	11.11* 64.8KM/H --	26.06 [7]
<b>10</b>	<b>Man On Fire</b>	6	70.8KM/H	4.05* [8] 44.7KM/H --	6.72* [8] 67.3KM/H --	9.30* [8] 69.9KM/H --	11.90* [8] 69.2KM/H --	14.58* [8] 67.2KM/H --	17.32* [8] 65.7KM/H --	20.11* [8] 64.5KM/H --	22.88* [8] 65.1KM/H --	25.68* [8] 64.2KM/H --	11.11* 64.7KM/H --	26.07 [8]

Information is produced by IsoLynx tracking system  
 [ ] - Rank at each section  
 ( ) - Average meters to rail for section  
 -- - No data available at section  
 \* - Estimated values





LADBROKES Q1 LAKESIDE, QLD  
 Race 13 - BOX 1 PHOTOGRAPHY - 457M  
 28/04/2026 - 18:29:11 PM

RUG	NAME	BOX	TOP SPEED	50M	100M	150M	200M	250M	300M	350M	400M	450M	200M HOME	FINISH TIME
<b>1</b>	<b>Ritza Law</b>	1	72.6KM/H	3.94 [2] 46.0KM/H (-0.9M)	6.54 [2] 69.2KM/H (-1.0M)	9.02 [2] 72.5KM/H (0.4M)	11.54 [1] 71.3KM/H (0.7M)	14.09 [1] 70.7KM/H (0.8M)	16.66 [1] 69.9KM/H (0.8M)	19.28 [1] 68.7KM/H (1.2M)	21.92 [1] 68.3KM/H (1.7M)	24.60 [1] 67.0KM/H (1.4M)	10.53 68.3KM/H (1.3M)	<b>24.98 [1]</b>
<b>2</b>	<b>Little Lies</b>	2	71.9KM/H	3.95 [3] 45.8KM/H (-0.1M)	6.56 [3] 69.1KM/H (-0.5M)	9.07 [3] 71.7KM/H (0.6M)	11.65 [3] 69.8KM/H (0.8M)	14.27 [3] 68.7KM/H (0.6M)	16.92 [2] 67.8KM/H (0.5M)	19.62 [2] 66.7KM/H (0.4M)	22.32 [2] 66.8KM/H (0.8M)	25.05 [2] 65.8KM/H (0.9M)	10.79 66.6KM/H (0.7M)	<b>25.43 [2]</b>
<b>3</b>	<b>Big Bang</b>	3	71.5KM/H	4.06 [6] 44.6KM/H (-0.1M)	6.66 [5] 69.2KM/H (-0.3M)	9.19 [5] 71.3KM/H (1.5M)	11.74 [5] 70.4KM/H (1.7M)	14.38 [5] 68.3KM/H (1.8M)	17.06 [5] 67.2KM/H (1.7M)	19.79 [4] 65.9KM/H (1.8M)	22.53 [4] 65.6KM/H (2.7M)	25.35 [3] 63.8KM/H (2.9M)	10.99 65.4KM/H (2.3M)	<b>25.74 [3]</b>
<b>7</b>	<b>Cheap Perfume</b>	7	71.9KM/H	3.97 [4] 45.7KM/H (2.0M)	6.60 [4] 68.5KM/H (0.2M)	9.11 [4] 71.6KM/H (1.3M)	11.70 [4] 69.6KM/H (1.3M)	14.34 [4] 68.1KM/H (1.2M)	17.03 [4] 66.8KM/H (0.8M)	19.81 [5] 64.8KM/H (0.7M)	22.59 [5] 64.9KM/H (0.9M)	25.38 [4] 64.3KM/H (0.9M)	11.07 65.0KM/H (0.8M)	<b>25.78 [4]</b>
<b>5</b>	<b>Canya Aurora</b>	5	72.5KM/H	3.92 [1] 46.2KM/H (1.1M)	6.52 [1] 69.4KM/H (-0.2M)	9.01 [1] 72.2KM/H (0.8M)	11.56 [2] 70.5KM/H (1.2M)	14.23 [2] 67.5KM/H (1.7M)	16.95 [3] 66.2KM/H (1.3M)	19.72 [3] 64.9KM/H (1.2M)	22.51 [3] 64.6KM/H (2.2M)	25.44 [5] 61.5KM/H (2.5M)	11.24 63.9KM/H (1.8M)	<b>25.85 [5]</b>
<b>6</b>	<b>Jazzy Mcgraw</b>	6	69.4KM/H	4.06 [5] 44.6KM/H (1.3M)	6.77 [7] 66.4KM/H (0.3M)	9.42 [7] 68.0KM/H (1.5M)	12.03 [7] 68.9KM/H (0.8M)	14.70 [7] 67.5KM/H (1.2M)	17.40 [7] 66.7KM/H (0.8M)	20.13 [7] 65.9KM/H (0.7M)	22.84 [7] 66.5KM/H (1.2M)	25.57 [6] 65.9KM/H (1.4M)	10.88 66.2KM/H (1.0M)	<b>25.96 [6]</b>
<b>4</b>	<b>Not The Deputy</b>	4	70.6KM/H	4.08 [7] 44.4KM/H (0.6M)	6.74 [6] 67.9KM/H (0.3M)	9.31 [6] 70.0KM/H (2.3M)	11.90 [6] 69.5KM/H (2.0M)	14.54 [6] 68.0KM/H (1.9M)	17.27 [6] 66.1KM/H (2.3M)	20.05 [6] 64.6KM/H (2.6M)	22.83 [6] 64.9KM/H (3.4M)	25.67 [7] 63.5KM/H (4.1M)	11.14 64.5KM/H (3.2M)	<b>26.06 [7]</b>

Information is produced by IsoLynx tracking system  
 [ ] - Rank at each section  
 ( ) - Average meters to rail for section  
 -- - No data available at section  
 \* - Estimated values





LADBROKES Q1 LAKESIDE, QLD  
 Race 14 - GREYHOUNDS MAKE GREAT PETS - 352M  
 28/04/2026 - 18:54:13 PM

RUG	NAME	BOX	TOP SPEED	50M	100M	150M	200M	250M	300M	350M	200M HOME	FINISH TIME
<b>3</b>	<b>Canya Kelsey</b>	3	70.7KM/H	<b>3.82 [2]</b> 47.5KM/H (2.9M)	<b>6.47 [1]</b> 67.8KM/H (1.3M)	<b>9.04 [1]</b> 70.3KM/H (0.7M)	<b>11.62 [1]</b> 69.6KM/H (0.5M)	<b>14.25 [1]</b> 68.3KM/H (0.6M)	<b>16.87 [1]</b> 68.7KM/H (0.7M)	<b>19.51 [1]</b> 68.2KM/H (0.8M)	10.48 68.7KM/H (0.7M)	<b>19.62 [1]</b>
<b>10</b>	<b>Noaki Star</b>	5	69.2KM/H	<b>3.90 [3]</b> 46.5KM/H (3.6M)	<b>6.57 [3]</b> 67.4KM/H (0.8M)	<b>9.19 [2]</b> 68.8KM/H (0.8M)	<b>11.82 [2]</b> 68.6KM/H (1.1M)	<b>14.48 [2]</b> 67.7KM/H (1.3M)	<b>17.12 [2]</b> 68.0KM/H (2.1M)	<b>19.83 [2]</b> 66.5KM/H (2.1M)	10.63 67.6KM/H (1.6M)	<b>19.93 [2]</b>
<b>9</b>	<b>Force</b>	8	68.9KM/H	<b>3.91 [4]</b> 46.4KM/H (4.6M)	<b>6.62 [4]</b> 66.3KM/H (1.3M)	<b>9.29 [3]</b> 67.5KM/H (1.7M)	<b>11.96 [3]</b> 67.2KM/H (1.5M)	<b>14.64 [3]</b> 67.3KM/H (1.1M)	<b>17.26 [3]</b> 68.6KM/H (1.3M)	<b>19.96 [3]</b> 66.7KM/H (1.5M)	10.68 67.4KM/H (1.3M)	<b>20.07 [3]</b>
<b>1</b>	<b>Dream Dash</b>	1	68.0KM/H	<b>3.82 [1]</b> 47.5KM/H (2.2M)	<b>6.55 [2]</b> 65.8KM/H (1.0M)	<b>9.29 [4]</b> 65.8KM/H (1.3M)	<b>12.00 [4]</b> 66.3KM/H (0.9M)	<b>14.73 [4]</b> 66.1KM/H (0.6M)	<b>17.38 [4]</b> 67.8KM/H (1.0M)	<b>20.07 [4]</b> 66.9KM/H (1.1M)	10.78 66.8KM/H (0.9M)	<b>20.18 [4]</b>
<b>6</b>	<b>Golden Label</b>	6	69.2KM/H	<b>4.08 [6]</b> 44.4KM/H (3.3M)	<b>6.80 [6]</b> 66.3KM/H (0.7M)	<b>9.43 [6]</b> 68.3KM/H (1.1M)	<b>12.14 [6]</b> 66.5KM/H (1.1M)	<b>14.82 [5]</b> 67.2KM/H (1.7M)	<b>17.42 [5]</b> 69.0KM/H (3.0M)	<b>20.09 [5]</b> 67.6KM/H (3.2M)	10.65 67.5KM/H (2.3M)	<b>20.19 [5]</b>
<b>7</b>	<b>Super Sealant</b>	7	67.6KM/H	<b>4.04 [5]</b> 44.9KM/H (3.9M)	<b>6.73 [5]</b> 66.8KM/H (0.7M)	<b>9.42 [5]</b> 66.9KM/H (0.8M)	<b>12.14 [5]</b> 66.3KM/H (0.6M)	<b>14.88 [6]</b> 65.7KM/H (0.8M)	<b>17.58 [6]</b> 66.6KM/H (0.7M)	<b>20.33 [6]</b> 65.5KM/H (0.7M)	10.90 66.0KM/H (0.7M)	<b>20.43 [6]</b>

Information is produced by IsoLynx tracking system

[ ] - Rank at each section

( ) - Average meters to rail for section

-- - No data available at section

\* - Estimated values

