



Aquis Park Gold Coast Poly QLD -  
Race 1: TAB WE'RE ON Maiden Plate - 1900m  
02 May 2026 - 12:20PM



Track Rating: N/A, Weather: Overcast, Rail Position: True Entire Circuit

Field Times (Race Tempo)      1:57.34 (0:08.02)    1:49.32 (0:11.59)    1:37.72 (0:12.26)    1:25.47 (0:12.62)    1:12.85 (0:12.64)    1:00.20 (0:12.57)    0:47.63 (0:11.86)    0:35.77 (0:11.56)

Rank	TAB#	Horse	Overall Time	First 400m	Top Speed km/h (Section)	L1900	L1800	L1600	L1400	L1200	L1000	L800	L600
	(BAR#)	Jockey	Margin (DT-W)	Last 600m	Fastest Section (Time)	Start - 1800	1800 - 1600	1600 - 1400	1400 - 1200	1200 - 1000	1000 - 800	800 - 600	600 - 400
1	3	Little Lunch	1:57.34	0:25.86	64.2 (1800-1600)	1:57.34	1:49.29 [2]	1:37.60 [2]	1:25.32 [2]	1:12.73 [2]	1:00.07 [2]	0:47.51 [2]	0:35.54 [2]
	(2)	Leah Martyn		0:35.54	600-400 (0:11.58)	(0:08.05)	(0:11.69)	(0:12.28)	(0:12.59)	(0:12.66)	(0:12.56)	(0:11.96)	(0:11.58)
2	5	Shark Park	1:57.44	0:25.71	63.7 (1800-1600)	1:57.44	1:49.42 [1]	1:37.82 [1]	1:25.57 [1]	1:12.95 [1]	1:00.30 [1]	0:47.73 [1]	0:35.87 [1]
	(1)	Dylan Turner	0.6L (+1)	0:35.87	600-400 (0:11.56)	(0:08.02)	(0:11.59)	(0:12.26)	(0:12.62)	(0:12.64)	(0:12.57)	(0:11.86)	(0:11.56)
3	7	Moment	1:57.73	0:25.96	63.6 (1800-1600)	1:57.73	1:49.42 [4]	1:37.78 [4]	1:25.59 [3]	1:13.07 [3]	1:00.37 [3]	0:47.74 [3]	0:35.71 [3]
	(5)	Bella Youngberry	2.3L (+2)	0:35.71	600-400 (0:11.58)	(0:08.31)	(0:11.64)	(0:12.19)	(0:12.52)	(0:12.70)	(0:12.63)	(0:12.03)	(0:11.58)
4	1	Benzino	1:58.86	0:26.13	63.6 (1800-1600)	1:58.86	1:50.76 [3]	1:38.96 [3]	1:26.53 [4]	1:13.88 [4]	1:01.29 [4]	0:48.77 [4]	0:36.80 [4]
	(4)	Boris Thornton	8.9L (+7)	0:36.80	1800-1600 (0:11.81)	(0:08.10)	(0:11.81)	(0:12.43)	(0:12.65)	(0:12.59)	(0:12.52)	(0:11.97)	(0:11.94)
5	8	Promises Made	1:59.61	0:26.57	63.4 (600-400)	1:59.61	1:50.90 [5]	1:38.96 [5]	1:27.04 [5]	1:14.41 [5]	1:01.84 [5]	0:49.26 [5]	0:37.34 [5]
	(3)	Jaden Lloyd	13.4L (+0)	0:37.34	600-400 (0:11.82)	(0:08.71)	(0:11.94)	(0:11.92)	(0:12.64)	(0:12.57)	(0:12.58)	(0:11.92)	(0:11.82)

Scratched: Kick And Win (#2), Preachabull (#4), Alkebulan (#6)



Aquis Park Gold Coast Poly QLD -  
 Race 1: TAB WE'RE ON Maiden Plate - 1900m  
 02 May 2026 - 12:20PM



Track Rating: N/A, Weather: Overcast, Rail Position: True Entire Circuit

Field Times (Race Tempo) 0:24.21 (0:11.91) 0:12.30 (0:12.30)

Rank	TAB#	Horse	Overall Time	First 400m	Top Speed km/h (Section)	L400	L200						
	(BAR#)	Jockey	Margin (DT-W)	Last 600m	Fastest Section (Time)	400 - 200	200 - Finish						
1	3	Little Lunch	1:57.34	0:25.86	64.2 (1800-1600)	0:23.96 [2]	0:12.10 [2]						
	(2)	Leah Martyn		0:35.54	600-400 (0:11.58)	(0:11.86)	(0:12.10)						
2	5	Shark Park	1:57.44	0:25.71	63.7 (1800-1600)	0:24.31 [1]	0:12.40 [1]						
	(1)	Dylan Turner	0.6L (+1)	0:35.87	600-400 (0:11.56)	(0:11.91)	(0:12.40)						
3	7	Moment	1:57.73	0:25.96	63.6 (1800-1600)	0:24.13 [3]	0:12.32 [3]						
	(5)	Bella Youngberry	2.3L (+2)	0:35.71	600-400 (0:11.58)	(0:11.81)	(0:12.32)						
4	1	Benzino	1:58.86	0:26.13	63.6 (1800-1600)	0:24.86 [4]	0:12.57 [4]						
	(4)	Boris Thornton	8.9L (+7)	0:36.80	1800-1600 (0:11.81)	(0:12.29)	(0:12.57)						
5	8	Promises Made	1:59.61	0:26.57	63.4 (600-400)	0:25.52 [5]	0:13.19 [5]						
	(3)	Jaden Lloyd	13.4L (+0)	0:37.34	600-400 (0:11.82)	(0:12.33)	(0:13.19)						

Scratched: Kick And Win (#2), Preachabull (#4), Alkebulan (#6)

Report Created: Sat 02 May 2026

(Note: Races are conducted over an approximate distance as close as possible to the advertised distance, and recorded data may vary accordingly. Official times refer to race times only and do not include handicap times.)

[ ] Position in running at each section and finish TAB# Saddle cloth number

-:--:-- No data available at this section

NA No data available

DNT Did not track

BAR# Barrier/Gate Position

DNF Did not finish

DT-W Distance travelled compared to winner in metres

Fastest split

Fastest section

Horse/Jockey Name	Little Lunch/Leah Martyn
Finish Rank	1
Fastest Section Time (Section)	0:11.58 (600-400)
Top Speed [km/h] (Section)	64.2 (1800-1600)
Race State	Finished



Aquis Park Gold Coast Poly QLD

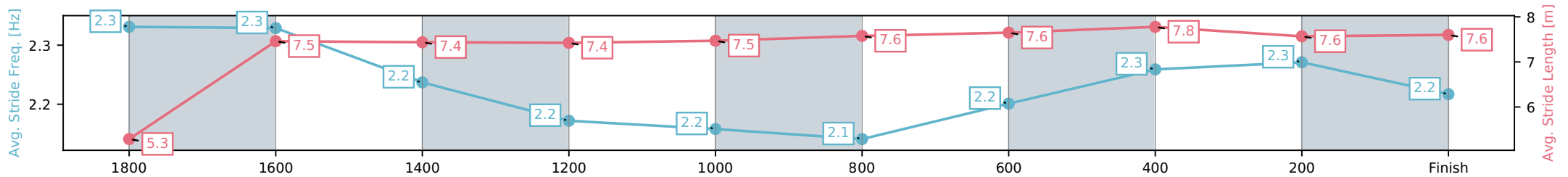
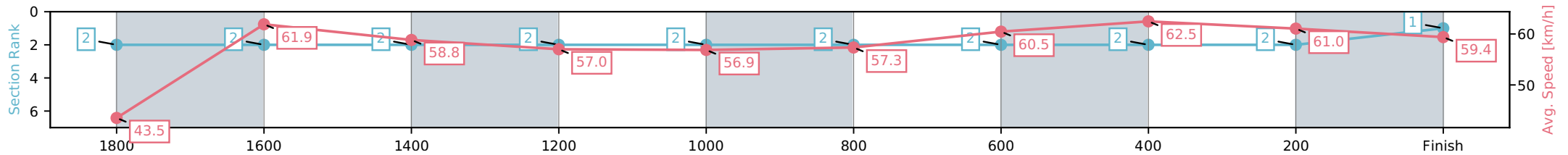
Race 1: TAB WE'RE ON Maiden Plate - 1900m

02 May 2026 - 12:20PM

Track Rating: N/A, Weather: Overcast, Rail Position: True Entire Circuit



Section	L1900	L1800	L1600	L1400	L1200	L1000	L800	L600	L400	L200
Section Times	1:57.34 (0:08.05)	1:49.29 [2] (0:11.69)	1:37.60 [2] (0:12.28)	1:25.32 [2] (0:12.59)	1:12.73 [2] (0:12.66)	1:00.07 [2] (0:12.56)	0:47.51 [2] (0:11.96)	0:35.54 [2] (0:11.58)	0:23.96 [2] (0:11.86)	0:12.10 [1] (0:12.10)
Average Speed [km/h]	43.5	61.9	58.8	57.0	56.9	57.3	60.5	62.5	61.0	59.4
Top Speed [km/h]	58.8	64.2	60.1	58.2	57.5	57.8	63.1	64.1	62.7	61.3
Avg. Dist. to Rail [m]	2.9	1.6	0.8	0.5	0.4	0.5	0.7	1.1	4.0	8.5
Avg. Stride Freq. [Hz]	2.3	2.3	2.2	2.2	2.2	2.1	2.2	2.3	2.3	2.2
Avg. Stride Length [m]	5.3	7.5	7.4	7.4	7.5	7.6	7.6	7.8	7.6	7.6



[ ] Ranking at each section and finish  
 -:-:- No data available at this section  
 NA No data available

Horse/Jockey Name	Shark Park/Dylan Turner
Finish Rank	2
Fastest Section Time (Section)	0:11.56 (600-400)
Top Speed [km/h] (Section)	63.7 (1800-1600)
Race State	Finished



Aquis Park Gold Coast Poly QLD

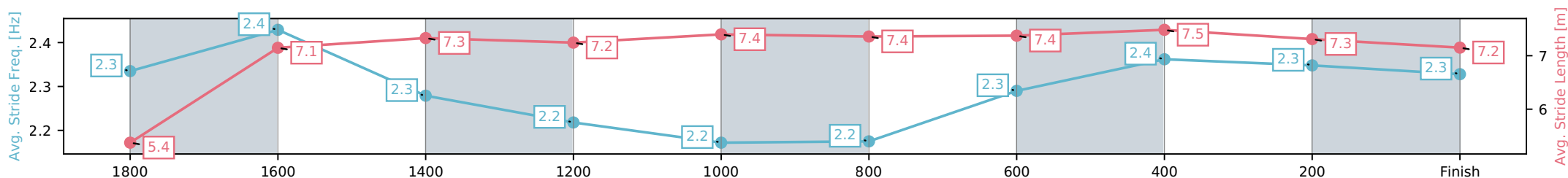
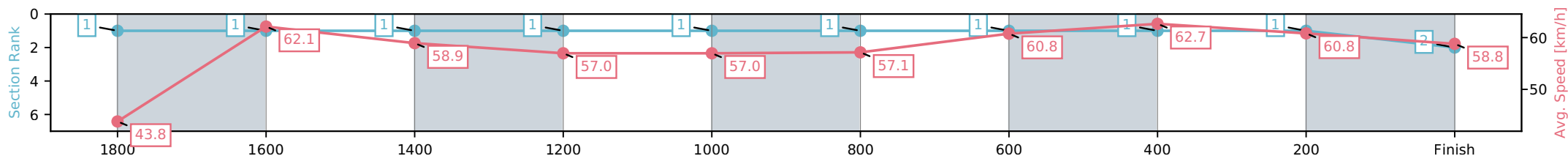
Race 1: TAB WE'RE ON Maiden Plate - 1900m

02 May 2026 - 12:20PM

Track Rating: N/A, Weather: Overcast, Rail Position: True Entire Circuit



Section	L1900	L1800	L1600	L1400	L1200	L1000	L800	L600	L400	L200
Section Times	1:57.44 (0:08.02)	1:49.42 [1] (0:11.59)	1:37.82 [1] (0:12.26)	1:25.57 [1] (0:12.62)	1:12.95 [1] (0:12.64)	1:00.30 [1] (0:12.57)	0:47.73 [1] (0:11.86)	0:35.87 [1] (0:11.56)	0:24.31 [1] (0:11.91)	0:12.40 [2] (0:12.40)
Average Speed [km/h]	43.8	62.1	58.9	57.0	57.0	57.1	60.8	62.7	60.8	58.8
Top Speed [km/h]	58.0	63.7	60.5	58.0	57.3	58.4	62.5	63.7	62.4	60.4
Avg. Dist. to Rail [m]	0.6	0.3	0.8	0.4	0.1	0.4	0.3	0.9	4.5	7.9
Avg. Stride Freq. [Hz]	2.3	2.4	2.3	2.2	2.2	2.2	2.3	2.4	2.3	2.3
Avg. Stride Length [m]	5.4	7.1	7.3	7.2	7.4	7.4	7.4	7.5	7.3	7.2



[ ] Ranking at each section and finish  
 -:-:- No data available at this section  
 NA No data available

Horse/Jockey Name	Moment/Bella Youngberry
Finish Rank	3
Fastest Section Time (Section)	0:11.58 (600-400)
Top Speed [km/h] (Section)	63.6 (1800-1600)
Race State	Finished



Aquis Park Gold Coast Poly QLD

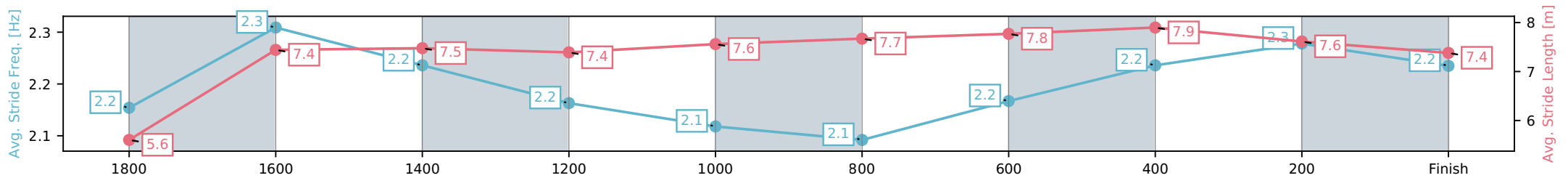
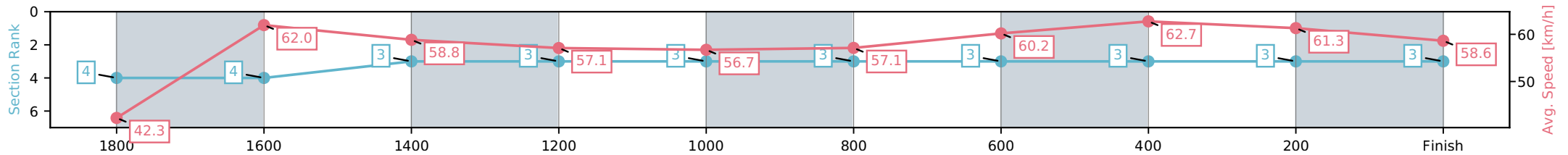
Race 1: TAB WE'RE ON Maiden Plate - 1900m

02 May 2026 - 12:20PM



Track Rating: N/A, Weather: Overcast, Rail Position: True Entire Circuit

Section	L1900	L1800	L1600	L1400	L1200	L1000	L800	L600	L400	L200
Section Times	1:57.73 (0:08.31)	1:49.42 [4] (0:11.64)	1:37.78 [3] (0:12.19)	1:25.59 [3] (0:12.52)	1:13.07 [3] (0:12.70)	1:00.37 [3] (0:12.63)	0:47.74 [3] (0:12.03)	0:35.71 [3] (0:11.58)	0:24.13 [3] (0:11.81)	0:12.32 [3] (0:12.32)
Average Speed [km/h]	42.3	62.0	58.8	57.1	56.7	57.1	60.2	62.7	61.3	58.6
Top Speed [km/h]	57.8	63.6	60.5	57.8	57.4	57.7	62.2	63.4	62.3	60.1
Avg. Dist. to Rail [m]	5.6	1.8	0.8	1.0	0.7	0.6	1.1	1.8	5.2	8.8
Avg. Stride Freq. [Hz]	2.2	2.3	2.2	2.2	2.1	2.1	2.2	2.2	2.3	2.2
Avg. Stride Length [m]	5.6	7.4	7.5	7.4	7.6	7.7	7.8	7.9	7.6	7.4



[ ] Ranking at each section and finish  
 -.-.- No data available at this section  
 NA No data available

Horse/Jockey Name	Benzino/Boris Thornton
Finish Rank	4
Fastest Section Time (Section)	0:11.81 (1800-1600)
Top Speed [km/h] (Section)	63.6 (1800-1600)
Race State	Finished



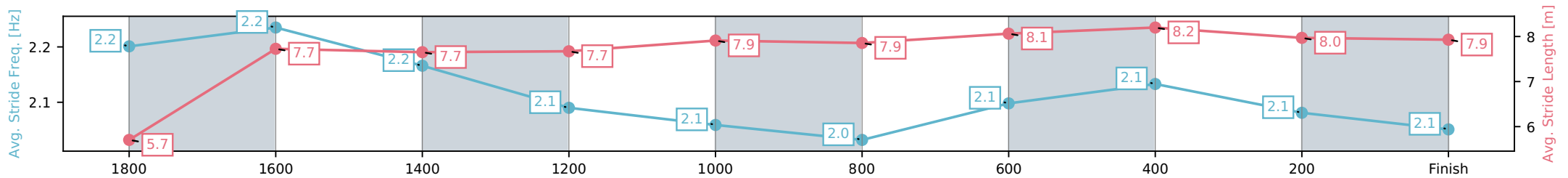
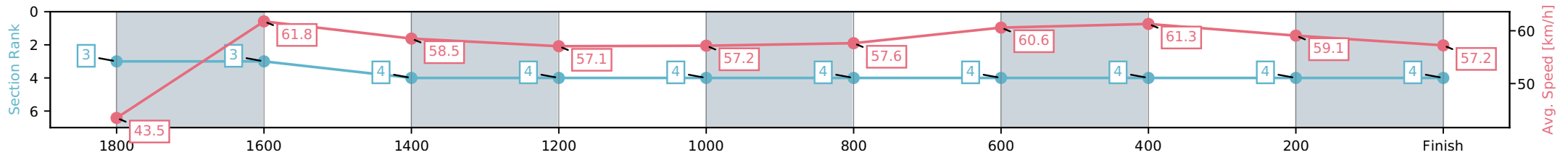
Aquis Park Gold Coast Poly QLD  
 Race 1: TAB WE'RE ON Maiden Plate - 1900m



02 May 2026 - 12:20PM

Track Rating: N/A, Weather: Overcast, Rail Position: True Entire Circuit

Section	L1900	L1800	L1600	L1400	L1200	L1000	L800	L600	L400	L200
Section Times	1:58.86 (0:08.10)	1:50.76 [3] (0:11.81)	1:38.96 [4] (0:12.43)	1:26.53 [4] (0:12.65)	1:13.88 [4] (0:12.59)	1:01.29 [4] (0:12.52)	0:48.77 [4] (0:11.97)	0:36.80 [4] (0:11.94)	0:24.86 [4] (0:12.29)	0:12.57 [4] (0:12.57)
Average Speed [km/h]	43.5	61.8	58.5	57.1	57.2	57.6	60.6	61.3	59.1	57.2
Top Speed [km/h]	59.0	63.6	60.8	57.5	58.6	58.9	62.3	63.6	59.9	58.2
Avg. Dist. to Rail [m]	4.3	3.5	2.8	0.6	0.4	0.7	1.6	3.0	4.9	8.1
Avg. Stride Freq. [Hz]	2.2	2.2	2.2	2.1	2.1	2.0	2.1	2.1	2.1	2.1
Avg. Stride Length [m]	5.7	7.7	7.7	7.7	7.9	7.9	8.1	8.2	8.0	7.9



- [ ] Ranking at each section and finish
- :-:- No data available at this section
- NA No data available

Horse/Jockey Name	Promises Made/Jaden Lloyd
Finish Rank	5
Fastest Section Time (Section)	0:11.82 (600-400)
Top Speed [km/h] (Section)	63.4 (600-400)
Race State	Finished



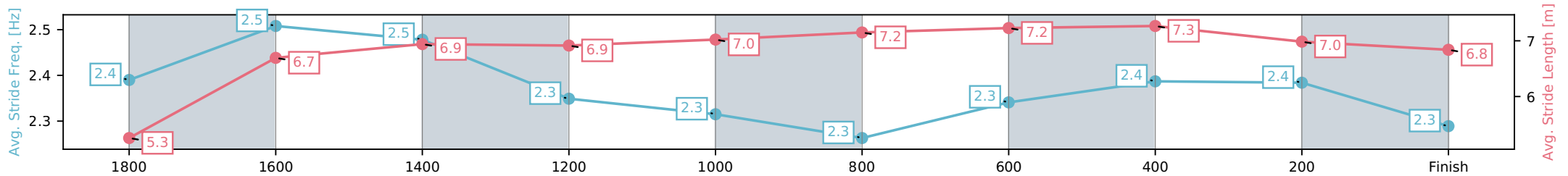
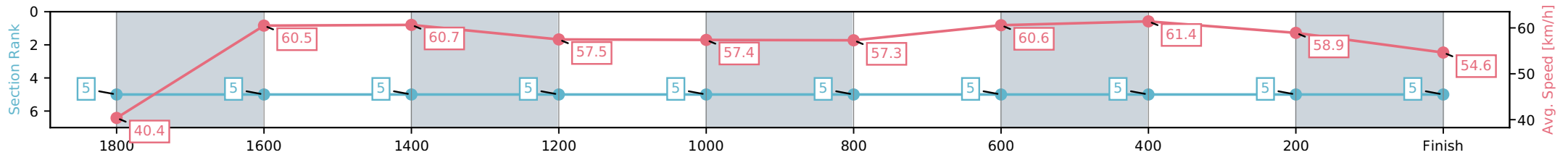
Aquis Park Gold Coast Poly QLD  
Race 1: TAB WE'RE ON Maiden Plate - 1900m



02 May 2026 - 12:20PM

Track Rating: N/A, Weather: Overcast, Rail Position: True Entire Circuit

Section	L1900	L1800	L1600	L1400	L1200	L1000	L800	L600	L400	L200
Section Times	1:59.61 (0:08.71)	1:50.90 [5] (0:11.94)	1:38.96 [5] (0:11.92)	1:27.04 [5] (0:12.64)	1:14.41 [5] (0:12.57)	1:01.84 [5] (0:12.58)	0:49.26 [5] (0:11.92)	0:37.34 [5] (0:11.82)	0:25.52 [5] (0:12.33)	0:13.19 [5] (0:13.19)
Average Speed [km/h]	40.4	60.5	60.7	57.5	57.4	57.3	60.6	61.4	58.9	54.6
Top Speed [km/h]	55.2	61.7	61.4	58.0	58.3	58.6	61.9	63.4	59.9	57.6
Avg. Dist. to Rail [m]	3.7	1.6	1.5	1.3	1.5	0.7	0.7	1.9	4.0	3.5
Avg. Stride Freq. [Hz]	2.4	2.5	2.5	2.3	2.3	2.3	2.3	2.4	2.4	2.3
Avg. Stride Length [m]	5.3	6.7	6.9	6.9	7.0	7.2	7.2	7.3	7.0	6.8



[ ] Ranking at each section and finish  
 -:-:- No data available at this section  
 NA No data available



**Aquis Park Gold Coast Poly QLD -**  
**Race 2: MEMBERS & MATES 6 JUNE Maiden Plate - 1540m**  
 02 May 2026 - 12:55PM



Track Rating: N/A, Weather: Overcast, Rail Position: True Entire Circuit

Field Times (Race Tempo)      1:33.63 (0:10.44)    1:23.19 (0:11.28)    1:11.91 (0:11.29)    1:00.62 (0:11.68)    0:48.94 (0:11.77)    0:37.16 (0:12.28)    0:24.88 (0:12.55)    0:12.34 (0:12.34)

Rank	TAB#	Horse	Overall Time	First 400m	Top Speed km/h (Section)	L1540	L1400	L1200	L1000	L800	L600	L400	L200
	(BAR#)	Jockey	Margin (DT-W)	Last 600m	Fastest Section (Time)	Start - 1400	1400 - 1200	1200 - 1000	1000 - 800	800 - 600	600 - 400	400 - 200	200 - Finish
1	3	Namara	1:33.63	0:26.23	64.9 (1200-1000)	1:33.63	1:22.86 [7]	1:10.84 [9]	0:59.45 [9]	0:47.93 [9]	0:36.10 [8]	0:24.02 [7]	0:12.01 [2]
	(7)	Benjamin Osmond		0:36.10	1200-1000 (0:11.39)	(0:10.77)	(0:12.02)	(0:11.39)	(0:11.52)	(0:11.83)	(0:12.08)	(0:12.01)	(0:12.01)
2	2	Zayyano	1:33.73	0:25.13	66.4 (1400-1200)	1:33.73	1:23.28 [3]	1:12.01 [1]	1:00.72 [1]	0:49.04 [1]	0:37.26 [1]	0:24.98 [1]	0:12.44 [1]
	(9)	Brandon Lerena	0.6L (-3)	0:37.27	1400-1200 (0:11.27)	(0:10.45)	(0:11.27)	(0:11.29)	(0:11.68)	(0:11.77)	(0:12.28)	(0:12.55)	(0:12.44)
3	7	Alkebulan	1:34.05	0:25.95	65.4 (1200-1000)	1:34.05	1:23.02 [9]	1:11.50 [7]	1:00.14 [7]	0:48.64 [6]	0:36.77 [6]	0:24.35 [8]	0:12.17 [4]
	(6)	Colleen Krahen	2.5L (-5)	0:36.78	1200-1000 (0:11.36)	(0:11.02)	(0:11.52)	(0:11.36)	(0:11.50)	(0:11.87)	(0:12.42)	(0:12.19)	(0:12.17)
4	9	Flying Vision	1:34.20	0:25.65	64.2 (1400-1200)	1:34.20	1:23.42 [8]	1:12.04 [5]	1:00.64 [5]	0:48.90 [4]	0:37.20 [4]	0:24.86 [2]	0:12.55 [3]
	(2)	Bella Youngberry	3.4L (-7)	0:37.21	1400-1200 (0:11.38)	(0:10.78)	(0:11.38)	(0:11.40)	(0:11.73)	(0:11.70)	(0:12.34)	(0:12.32)	(0:12.55)
5	6	The Hopestar	1:35.40	0:25.75	64.3 (1400-1200)	1:35.40	1:24.84 [4]	1:13.17 [6]	1:01.66 [6]	0:49.93 [7]	0:38.08 [7]	0:25.96 [4]	0:13.42 [5]
	(4)	Karl Zechner	10.4L (-3)	0:38.08	1200-1000 (0:11.50)	(0:10.56)	(0:11.68)	(0:11.50)	(0:11.73)	(0:11.85)	(0:12.12)	(0:12.54)	(0:13.42)
6	8	Astern Powers	1:36.06	0:25.33	66.7 (1400-1200)	1:36.06	1:25.62 [1]	1:14.29 [2]	1:02.85 [3]	0:51.07 [3]	0:39.15 [3]	0:26.67 [3]	0:13.54 [6]
	(8)	Jason Taylor	14.3L (-2)	0:39.15	1400-1200 (0:11.33)	(0:10.44)	(0:11.33)	(0:11.44)	(0:11.77)	(0:11.92)	(0:12.48)	(0:13.13)	(0:13.54)
7	5	Sorutal	1:36.14	0:25.50	64.2 (1400-1200)	1:36.14	1:25.56 [5]	1:14.17 [4]	1:02.64 [4]	0:50.83 [5]	0:39.00 [5]	0:26.66 [5]	0:13.41 [7]
	(3)	Danny Peisley	14.8L (-6)	0:39.00	1400-1200 (0:11.39)	(0:10.58)	(0:11.39)	(0:11.53)	(0:11.81)	(0:11.82)	(0:12.35)	(0:13.24)	(0:13.41)
8	1	I Am Etoile	1:36.97	0:25.98	65.1 (1200-1000)	1:36.97	1:26.25 [6]	1:14.42 [8]	1:02.91 [8]	0:51.33 [8]	0:39.33 [9]	0:26.90 [9]	0:13.84 [8]
	(5)	Leah Martyn	19.7L (+0)	0:39.32	1200-1000 (0:11.51)	(0:10.72)	(0:11.83)	(0:11.51)	(0:11.57)	(0:12.00)	(0:12.43)	(0:13.05)	(0:13.84)
9	4	Rizu	1:42.14	0:25.28	64.7 (1400-1200)	1:42.14	1:31.70 [1]	1:20.32 [3]	1:08.99 [2]	0:57.21 [2]	0:45.32 [2]	0:32.55 [6]	0:17.54 [9]
	(1)	Michael Murphy	50.1L (-10)	0:45.32	1200-1000 (0:11.33)	(0:10.44)	(0:11.38)	(0:11.33)	(0:11.77)	(0:11.90)	(0:12.76)	(0:15.02)	(0:17.54)

Report Created: Sat 02 May 2026

(Note: Races are conducted over an approximate distance as close as possible to the advertised distance, and recorded data may vary accordingly. Official times refer to race times only and do not include handicap times.)

[ ] Position in running at each section and finish    TAB# Saddle cloth number

Fastest split

-:--:-- No data available at this section

BAR# Barrier/Gate Position

Fastest section

NA No data available

DNF Did not finish

DNT Did not track

DT-W Distance travelled compared to winner in metres

Horse/Jockey Name	Namara/Benjamin Osmond
Finish Rank	1
Fastest Section Time (Section)	0:11.39 (1200-1000)
Top Speed [km/h] (Section)	64.9 (1200-1000)
Race State	Finished



Aquis Park Gold Coast Poly QLD

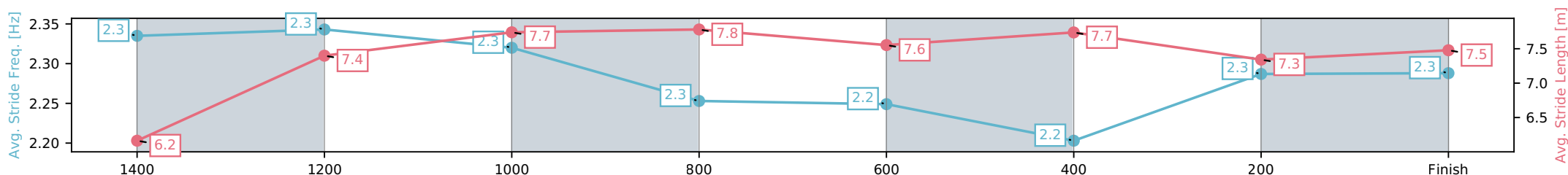
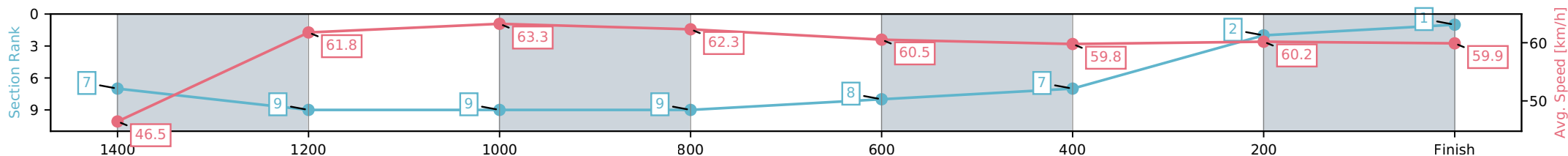
Race 2: MEMBERS & MATES 6 JUNE Maiden Plate - 1540m

02 May 2026 - 12:55PM

Track Rating: N/A, Weather: Overcast, Rail Position: True Entire Circuit



Section	L1540	L1400	L1200	L1000	L800	L600	L400	L200
Section Times	1:33.63 (0:10.77)	1:22.86 [9] (0:12.02)	1:10.84 [9] (0:11.39)	0:59.45 [9] (0:11.52)	0:47.93 [8] (0:11.83)	0:36.10 [7] (0:12.08)	0:24.02 [2] (0:12.01)	0:12.01 [1] (0:12.01)
Average Speed [km/h]	46.5	61.8	63.3	62.3	60.5	59.8	60.2	59.9
Top Speed [km/h]	61.2	63.3	64.9	63.5	62.7	62.3	60.9	61.0
Avg. Dist. to Rail [m]	8.2	3.7	0.4	0.6	0.7	0.4	3.0	5.1
Avg. Stride Freq. [Hz]	2.3	2.3	2.3	2.3	2.2	2.2	2.3	2.3
Avg. Stride Length [m]	6.2	7.4	7.7	7.8	7.6	7.7	7.3	7.5



- [ ] Ranking at each section and finish
- :-:- No data available at this section
- NA No data available

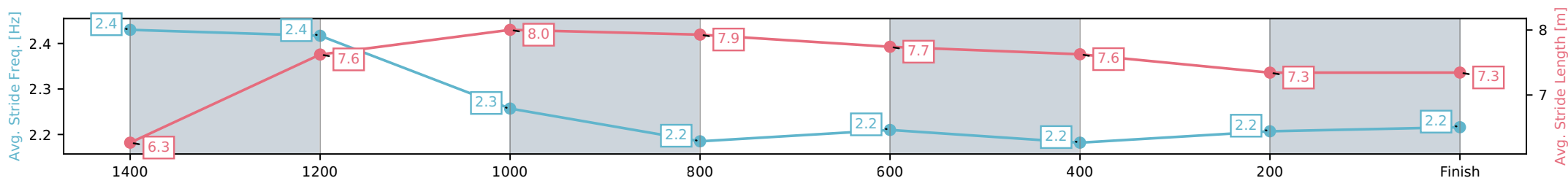
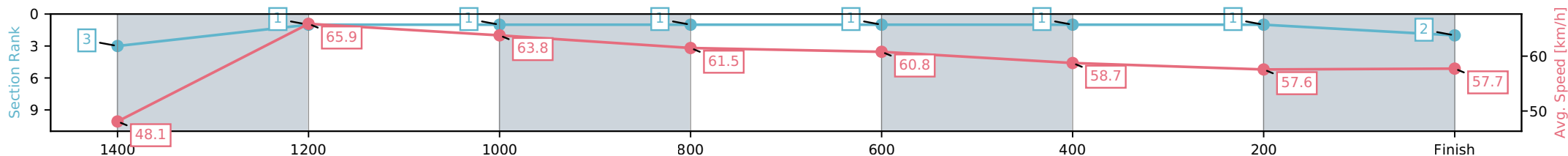
Horse/Jockey Name	Zayano/Brandon Lerena
Finish Rank	2
Fastest Section Time (Section)	0:11.27 (1400-1200)
Top Speed [km/h] (Section)	66.4 (1400-1200)
Race State	Finished



Aquis Park Gold Coast Poly QLD  
 Race 2: MEMBERS & MATES 6 JUNE Maiden Plate - 1540m  
 02 May 2026 - 12:55PM  
 Track Rating: N/A, Weather: Overcast, Rail Position: True Entire Circuit



Section	L1540	L1400	L1200	L1000	L800	L600	L400	L200
Section Times	1:33.73 (0:10.45)	1:23.28 [1] (0:11.27)	1:12.01 [1] (0:11.29)	1:00.72 [1] (0:11.68)	0:49.04 [1] (0:11.77)	0:37.26 [1] (0:12.28)	0:24.98 [1] (0:12.55)	0:12.44 [2] (0:12.44)
Average Speed [km/h]	48.1	65.9	63.8	61.5	60.8	58.7	57.6	57.7
Top Speed [km/h]	64.5	66.4	65.7	62.2	61.6	60.3	58.0	58.4
Avg. Dist. to Rail [m]	10.5	3.6	1.6	0.5	0.7	0.3	1.3	1.8
Avg. Stride Freq. [Hz]	2.4	2.4	2.3	2.2	2.2	2.2	2.2	2.2
Avg. Stride Length [m]	6.3	7.6	8.0	7.9	7.7	7.6	7.3	7.3



[ ] Ranking at each section and finish  
 -:-:- No data available at this section  
 NA No data available

Horse/Jockey Name	Alkebulan/Colleen Krahen
Finish Rank	3
Fastest Section Time (Section)	0:11.36 (1200-1000)
Top Speed [km/h] (Section)	65.4 (1200-1000)
Race State	Finished



Aquis Park Gold Coast Poly QLD

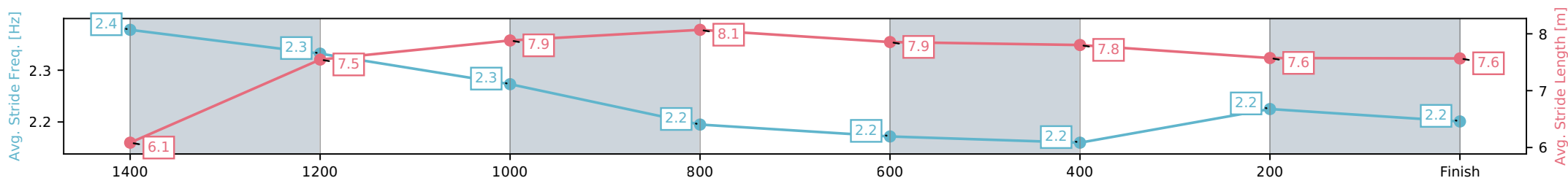
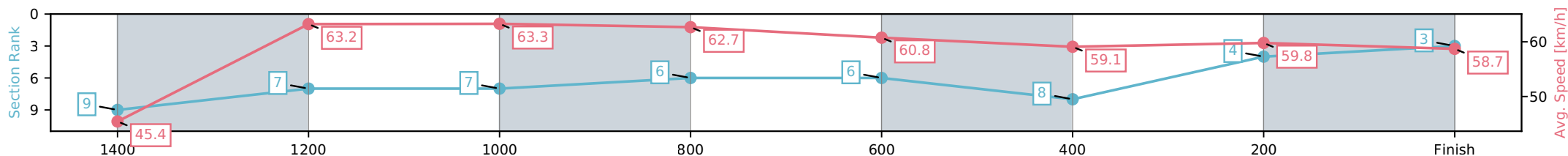
Race 2: MEMBERS & MATES 6 JUNE Maiden Plate - 1540m

02 May 2026 - 12:55PM

Track Rating: N/A, Weather: Overcast, Rail Position: True Entire Circuit



Section	L1540	L1400	L1200	L1000	L800	L600	L400	L200
Section Times	1:34.05 (0:11.02)	1:23.02 [7] (0:11.52)	1:11.50 [7] (0:11.36)	1:00.14 [6] (0:11.50)	0:48.64 [6] (0:11.87)	0:36.77 [8] (0:12.42)	0:24.35 [4] (0:12.19)	0:12.17 [3] (0:12.17)
Average Speed [km/h]	45.4	63.2	63.3	62.7	60.8	59.1	59.8	58.7
Top Speed [km/h]	60.6	65.3	65.4	63.7	62.2	62.5	61.1	59.8
Avg. Dist. to Rail [m]	7.3	1.4	0.8	0.6	0.6	3.3	6.0	7.3
Avg. Stride Freq. [Hz]	2.4	2.3	2.3	2.2	2.2	2.2	2.2	2.2
Avg. Stride Length [m]	6.1	7.5	7.9	8.1	7.9	7.8	7.6	7.6



- [ ] Ranking at each section and finish
- :-:- No data available at this section
- NA No data available

Horse/Jockey Name	Flying Vision/Bella Youngberry
Finish Rank	4
Fastest Section Time (Section)	0:11.38 (1400-1200)
Top Speed [km/h] (Section)	64.2 (1400-1200)
Race State	Finished



Aquis Park Gold Coast Poly QLD

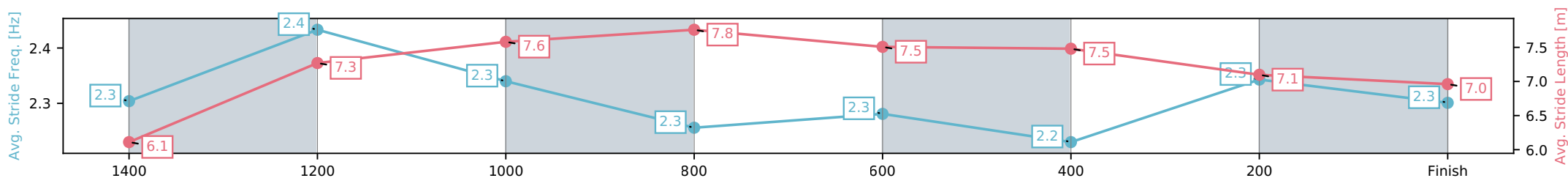
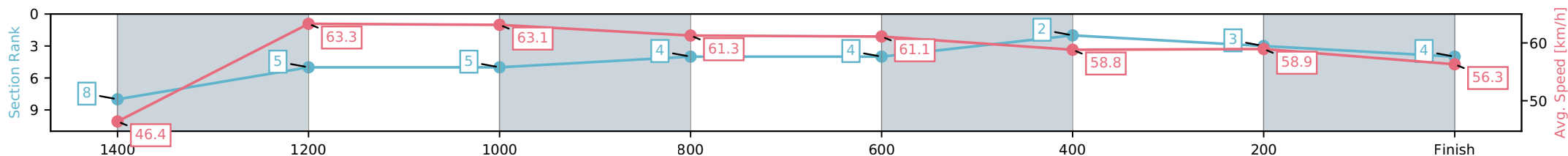
Race 2: MEMBERS & MATES 6 JUNE Maiden Plate - 1540m

02 May 2026 - 12:55PM



Track Rating: N/A, Weather: Overcast, Rail Position: True Entire Circuit

Section	L1540	L1400	L1200	L1000	L800	L600	L400	L200
Section Times	1:34.20 (0:10.78)	1:23.42 [5] (0:11.38)	1:12.04 [5] (0:11.40)	1:00.64 [4] (0:11.73)	0:48.90 [4] (0:11.70)	0:37.20 [2] (0:12.34)	0:24.86 [3] (0:12.32)	0:12.55 [4] (0:12.55)
Average Speed [km/h]	46.4	63.3	63.1	61.3	61.1	58.8	58.9	56.3
Top Speed [km/h]	62.3	64.2	63.6	63.4	62.4	61.0	60.3	58.4
Avg. Dist. to Rail [m]	2.8	0.2	0.1	0.5	1.1	1.3	3.2	3.5
Avg. Stride Freq. [Hz]	2.3	2.4	2.3	2.3	2.3	2.2	2.3	2.3
Avg. Stride Length [m]	6.1	7.3	7.6	7.8	7.5	7.5	7.1	7.0



- [ ] Ranking at each section and finish
- :-:- No data available at this section
- NA No data available

Horse/Jockey Name	The Hopedar/Karl Zechner
Finish Rank	5
Fastest Section Time (Section)	0:11.50 (1200-1000)
Top Speed [km/h] (Section)	64.3 (1400-1200)
Race State	Finished



Aquis Park Gold Coast Poly QLD

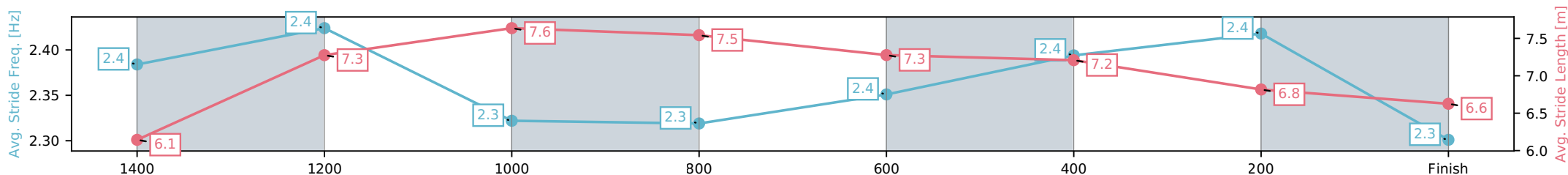
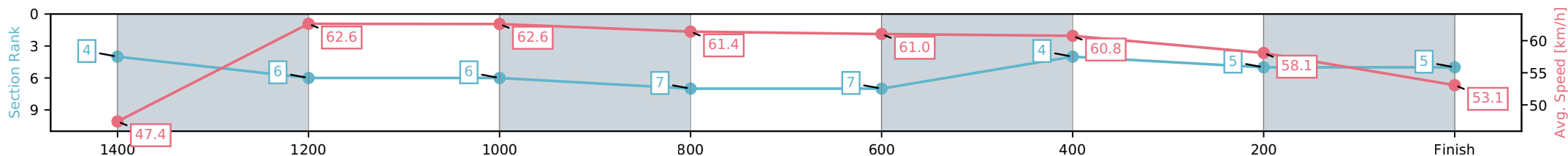
Race 2: MEMBERS & MATES 6 JUNE Maiden Plate - 1540m

02 May 2026 - 12:55PM

Track Rating: N/A, Weather: Overcast, Rail Position: True Entire Circuit



Section	L1540	L1400	L1200	L1000	L800	L600	L400	L200
Section Times	1:35.40 (0:10.56)	1:24.84 [6] (0:11.68)	1:13.17 [6] (0:11.50)	1:01.66 [7] (0:11.73)	0:49.93 [7] (0:11.85)	0:38.08 [4] (0:12.12)	0:25.96 [5] (0:12.54)	0:13.42 [5] (0:13.42)
Average Speed [km/h]	47.4	62.6	62.6	61.4	61.0	60.8	58.1	53.1
Top Speed [km/h]	64.3	64.3	63.3	63.2	63.0	62.8	59.7	56.4
Avg. Dist. to Rail [m]	5.1	2.1	1.8	0.7	1.0	3.8	4.7	5.5
Avg. Stride Freq. [Hz]	2.4	2.4	2.3	2.3	2.4	2.4	2.4	2.3
Avg. Stride Length [m]	6.1	7.3	7.6	7.5	7.3	7.2	6.8	6.6



- [ ] Ranking at each section and finish
- :-:- No data available at this section
- NA No data available

Horse/Jockey Name	Astern Powers/Jason Taylor
Finish Rank	6
Fastest Section Time (Section)	0:11.33 (1400-1200)
Top Speed [km/h] (Section)	66.7 (1400-1200)
Race State	Finished



Aquis Park Gold Coast Poly QLD

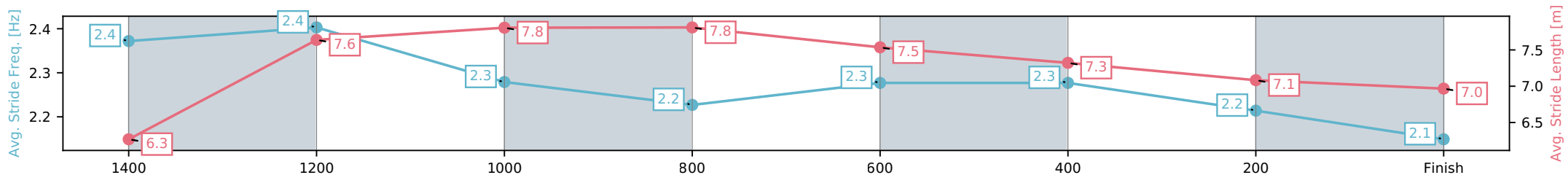
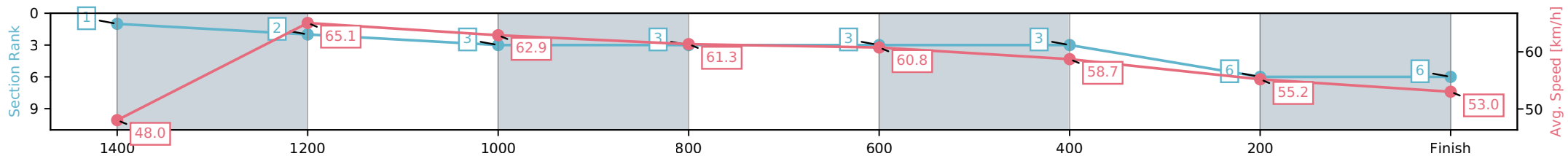
Race 2: MEMBERS & MATES 6 JUNE Maiden Plate - 1540m

02 May 2026 - 12:55PM

Track Rating: N/A, Weather: Overcast, Rail Position: True Entire Circuit



Section	L1540	L1400	L1200	L1000	L800	L600	L400	L200
Section Times	1:36.06 (0:10.44)	1:25.62 [2] (0:11.33)	1:14.29 [3] (0:11.44)	1:02.85 [3] (0:11.77)	0:51.07 [3] (0:11.92)	0:39.15 [3] (0:12.48)	0:26.67 [6] (0:13.13)	0:13.54 [6] (0:13.54)
Average Speed [km/h]	48.0	65.1	62.9	61.3	60.8	58.7	55.2	53.0
Top Speed [km/h]	64.6	66.7	63.5	63.2	61.2	61.2	56.8	55.3
Avg. Dist. to Rail [m]	9.3	3.0	2.2	1.3	1.4	3.2	3.1	4.7
Avg. Stride Freq. [Hz]	2.4	2.4	2.3	2.2	2.3	2.3	2.2	2.1
Avg. Stride Length [m]	6.3	7.6	7.8	7.8	7.5	7.3	7.1	7.0



- [ ] Ranking at each section and finish
- :-:- No data available at this section
- NA No data available

Horse/Jockey Name	Sorutal/Danny Peisley
Finish Rank	7
Fastest Section Time (Section)	0:11.39 (1400-1200)
Top Speed [km/h] (Section)	64.2 (1400-1200)
Race State	Finished



Aquis Park Gold Coast Poly QLD

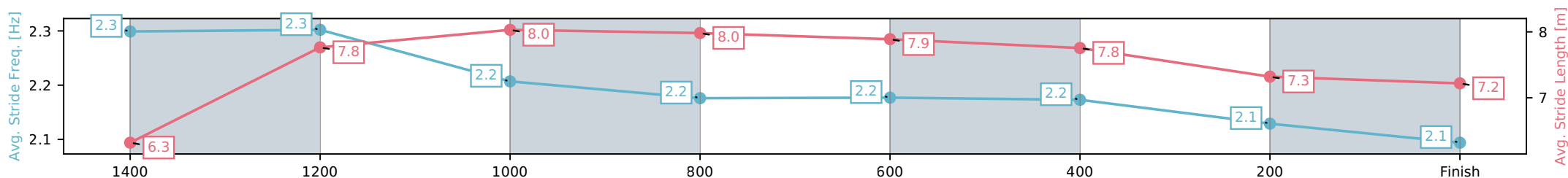
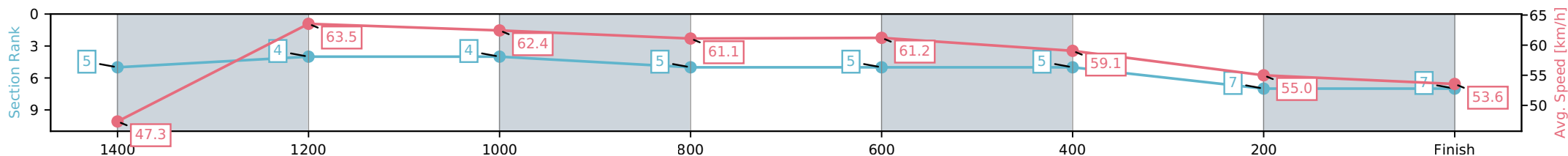
Race 2: MEMBERS & MATES 6 JUNE Maiden Plate - 1540m

02 May 2026 - 12:55PM

Track Rating: N/A, Weather: Overcast, Rail Position: True Entire Circuit



Section	L1540	L1400	L1200	L1000	L800	L600	L400	L200
Section Times	1:36.14 (0:10.58)	1:25.56 [4] (0:11.39)	1:14.17 [4] (0:11.53)	1:02.64 [5] (0:11.81)	0:50.83 [5] (0:11.82)	0:39.00 [5] (0:12.35)	0:26.66 [7] (0:13.24)	0:13.41 [7] (0:13.41)
Average Speed [km/h]	47.3	63.5	62.4	61.1	61.2	59.1	55.0	53.6
Top Speed [km/h]	63.0	64.2	63.5	62.7	62.1	62.1	56.4	55.7
Avg. Dist. to Rail [m]	3.6	0.7	1.3	0.8	1.2	2.2	5.4	8.2
Avg. Stride Freq. [Hz]	2.3	2.3	2.2	2.2	2.2	2.2	2.1	2.1
Avg. Stride Length [m]	6.3	7.8	8.0	8.0	7.9	7.8	7.3	7.2



- [ ] Ranking at each section and finish
- :-:- No data available at this section
- NA No data available

Horse/Jockey Name	I Am Etoile/Leah Martyn
Finish Rank	8
Fastest Section Time (Section)	0:11.51 (1200-1000)
Top Speed [km/h] (Section)	65.1 (1200-1000)
Race State	Finished



Aquis Park Gold Coast Poly QLD

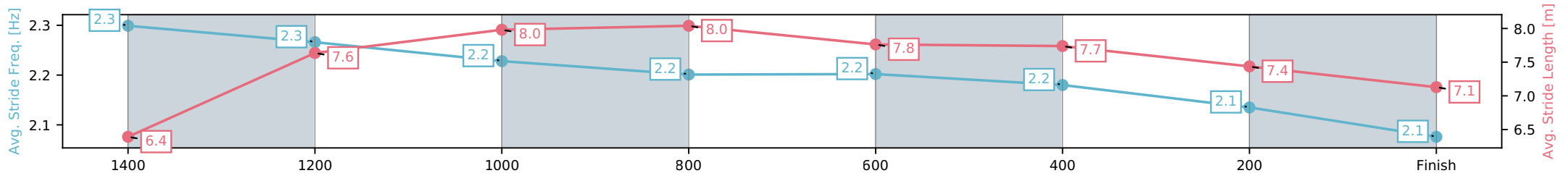
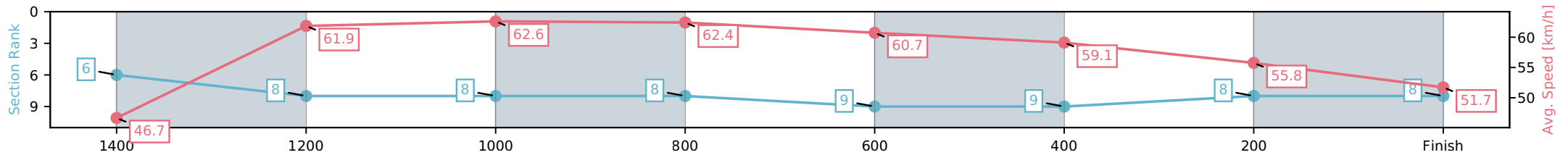
Race 2: MEMBERS & MATES 6 JUNE Maiden Plate - 1540m

02 May 2026 - 12:55PM

Track Rating: N/A, Weather: Overcast, Rail Position: True Entire Circuit



Section	L1540	L1400	L1200	L1000	L800	L600	L400	L200
Section Times	1:36.97 (0:10.72)	1:26.25 [8] (0:11.83)	1:14.42 [8] (0:11.51)	1:02.91 [8] (0:11.57)	0:51.33 [9] (0:12.00)	0:39.33 [9] (0:12.43)	0:26.90 [8] (0:13.05)	0:13.84 [8] (0:13.84)
Average Speed [km/h]	46.7	61.9	62.6	62.4	60.7	59.1	55.8	51.7
Top Speed [km/h]	61.6	64.3	65.1	63.1	62.6	62.5	56.8	53.8
Avg. Dist. to Rail [m]	5.9	2.1	2.1	1.6	2.0	3.7	6.5	7.7
Avg. Stride Freq. [Hz]	2.3	2.3	2.2	2.2	2.2	2.2	2.1	2.1
Avg. Stride Length [m]	6.4	7.6	8.0	8.0	7.8	7.7	7.4	7.1



[ ] Ranking at each section and finish  
 -:-:- No data available at this section  
 NA No data available

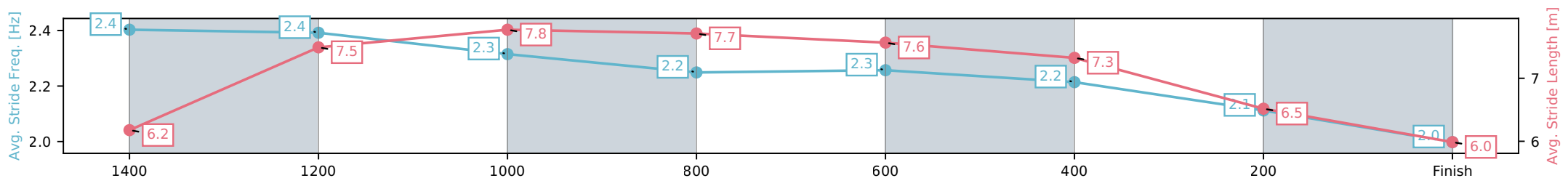
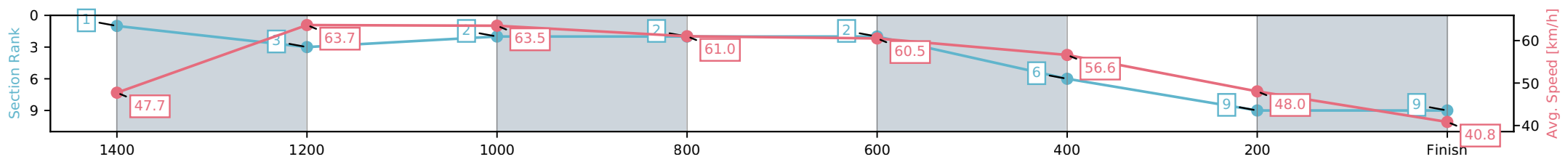
Horse/Jockey Name	Rizu/Michael Murphy
Finish Rank	9
Fastest Section Time (Section)	0:11.33 (1200-1000)
Top Speed [km/h] (Section)	64.7 (1400-1200)
Race State	Finished



Aquis Park Gold Coast Poly QLD  
 Race 2: MEMBERS & MATES 6 JUNE Maiden Plate - 1540m  
 02 May 2026 - 12:55PM  
 Track Rating: N/A, Weather: Overcast, Rail Position: True Entire Circuit



Section	L1540	L1400	L1200	L1000	L800	L600	L400	L200
Section Times	1:42.14 (0:10.44)	1:31.70 [3] (0:11.38)	1:20.32 [2] (0:11.33)	1:08.99 [2] (0:11.77)	0:57.21 [2] (0:11.90)	0:45.32 [6] (0:12.76)	0:32.55 [9] (0:15.02)	0:17.54 [9] (0:17.54)
Average Speed [km/h]	47.7	63.7	63.5	61.0	60.5	56.6	48.0	40.8
Top Speed [km/h]	63.3	64.7	63.9	62.6	61.5	60.0	53.1	44.0
Avg. Dist. to Rail [m]	2.3	0.6	0.2	0.7	0.4	0.6	1.6	3.2
Avg. Stride Freq. [Hz]	2.4	2.4	2.3	2.2	2.3	2.2	2.1	2.0
Avg. Stride Length [m]	6.2	7.5	7.8	7.7	7.6	7.3	6.5	6.0



[ ] Ranking at each section and finish  
 -:-:- No data available at this section  
 NA No data available



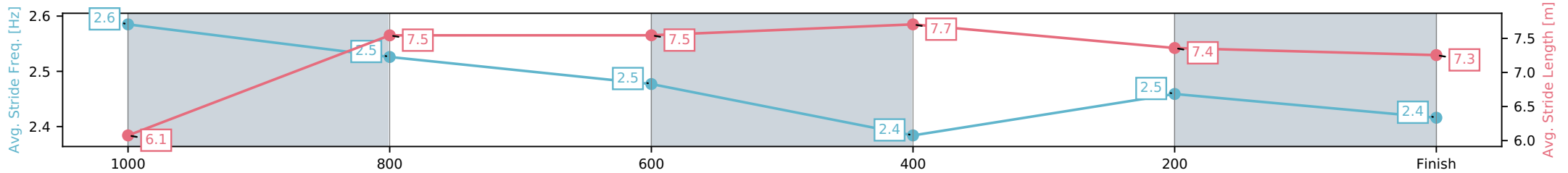
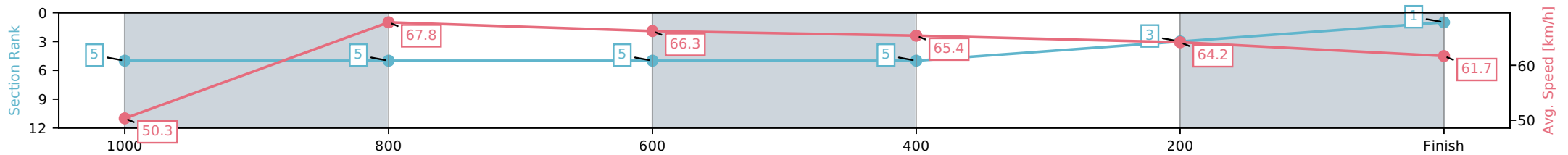
Horse/Jockey Name	Hellarious/Brandon Lerena
Finish Rank	1
Fastest Section Time (Section)	0:10.71 (1000-800)
Top Speed [km/h] (Section)	70.0 (1000-800)
Race State	Finished



Aquis Park Gold Coast Poly QLD  
 Race 3: HAPPY WEDDING DAY MR & MRS LEE Maiden Plate  
 - 1150m  
 02 May 2026 - 1:30PM  
 Track Rating: N/A, Weather: Overcast, Rail Position: True Entire Circuit



Section	L1150	L1000	L800	L600	L400	L200
Section Times	1:06.56 (0:10.75)	0:55.81 [5] (0:10.71)	0:45.09 [5] (0:11.01)	0:34.08 [5] (0:11.13)	0:22.95 [3] (0:11.30)	0:11.65 [1] (0:11.65)
Average Speed [km/h]	50.3	67.8	66.3	65.4	64.2	61.7
Top Speed [km/h]	67.4	70.0	67.1	67.0	65.8	64.0
Avg. Dist. to Rail [m]	6.4	3.3	2.3	2.1	5.0	4.5
Avg. Stride Freq. [Hz]	2.6	2.5	2.5	2.4	2.5	2.4
Avg. Stride Length [m]	6.1	7.5	7.5	7.7	7.4	7.3



- [ ] Ranking at each section and finish
- :-:- No data available at this section
- NA No data available

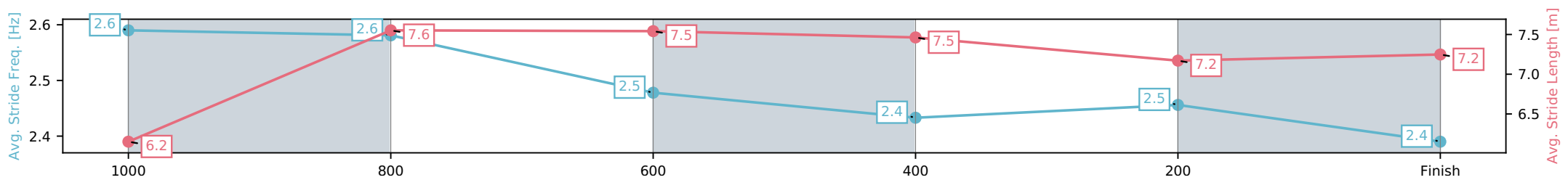
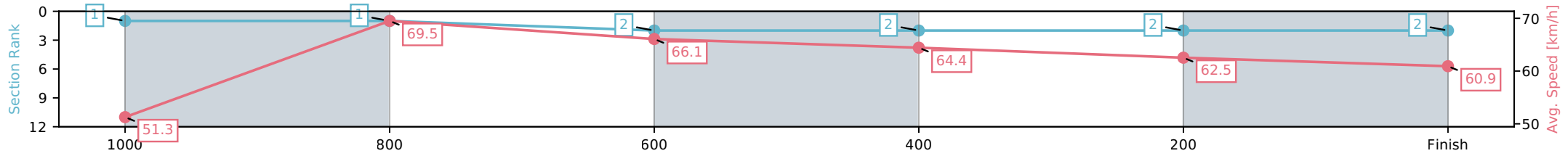
Horse/Jockey Name	Thrash A Bully/Georgina Cartwright
Finish Rank	2
Fastest Section Time (Section)	0:10.37 (1000-800)
Top Speed [km/h] (Section)	70.5 (1000-800)
Race State	Finished



Aquis Park Gold Coast Poly QLD  
 Race 3: HAPPY WEDDING DAY MR & MRS LEE Maiden Plate - 1150m  
 02 May 2026 - 1:30PM  
 Track Rating: N/A, Weather: Overcast, Rail Position: True Entire Circuit



Section	L1150	L1000	L800	L600	L400	L200
Section Times	1:06.61 (0:10.54)	0:56.07 [1] (0:10.37)	0:45.70 [2] (0:11.05)	0:34.66 [2] (0:11.33)	0:23.33 [2] (0:11.60)	0:11.73 [2] (0:11.73)
Average Speed [km/h]	51.3	69.5	66.1	64.4	62.5	60.9
Top Speed [km/h]	68.4	70.5	67.9	66.9	63.9	62.9
Avg. Dist. to Rail [m]	8.3	1.6	2.7	3.2	3.1	1.5
Avg. Stride Freq. [Hz]	2.6	2.6	2.5	2.4	2.5	2.4
Avg. Stride Length [m]	6.2	7.6	7.5	7.5	7.2	7.2



[ ] Ranking at each section and finish  
 -:-:- No data available at this section  
 NA No data available

Horse/Jockey Name	King Of Valhalla/Danny Peisley
Finish Rank	3
Fastest Section Time (Section)	0:10.40 (1000-800)
Top Speed [km/h] (Section)	71.0 (1000-800)
Race State	Finished



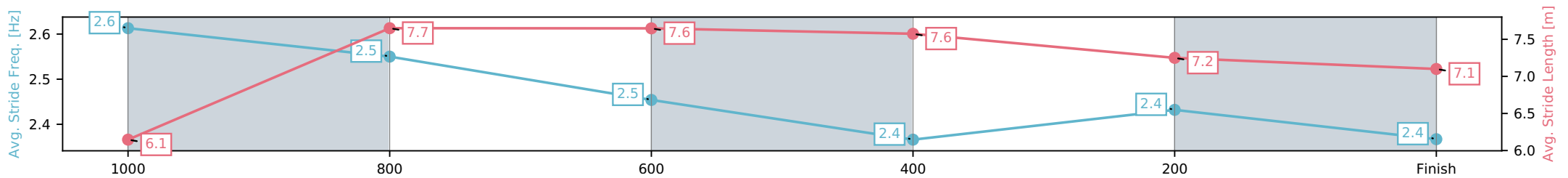
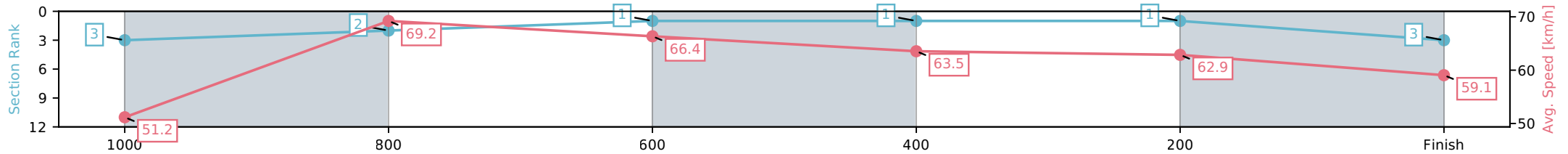
Aquis Park Gold Coast Poly QLD  
 Race 3: HAPPY WEDDING DAY MR & MRS LEE Maiden Plate  
 - 1150m



02 May 2026 - 1:30PM

Track Rating: N/A, Weather: Overcast, Rail Position: True Entire Circuit

Section	L1150	L1000	L800	L600	L400	L200
Section Times	1:06.64 (0:10.59)	0:56.05 [2] (0:10.40)	0:45.65 [1] (0:10.84)	0:34.81 [1] (0:11.36)	0:23.46 [1] (0:11.43)	0:12.02 [3] (0:12.02)
Average Speed [km/h]	51.2	69.2	66.4	63.5	62.9	59.1
Top Speed [km/h]	69.8	71.0	68.5	65.8	64.1	61.3
Avg. Dist. to Rail [m]	1.9	0.2	0.7	0.7	0.5	0.7
Avg. Stride Freq. [Hz]	2.6	2.5	2.5	2.4	2.4	2.4
Avg. Stride Length [m]	6.1	7.7	7.6	7.6	7.2	7.1



- [ ] Ranking at each section and finish
- :-:- No data available at this section
- NA No data available

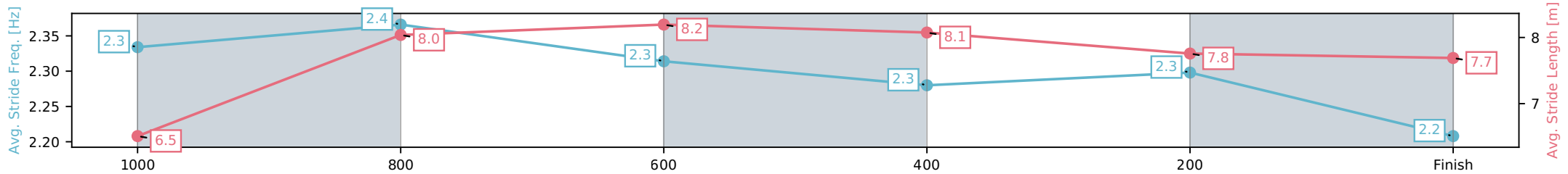
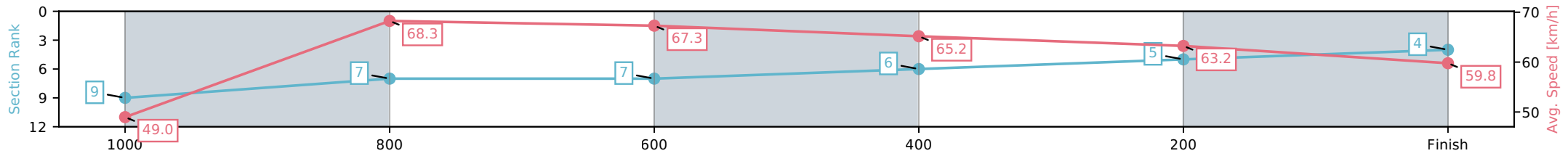
Horse/Jockey Name	Navy Kiss/Dylan Turner
Finish Rank	4
Fastest Section Time (Section)	0:10.61 (1000-800)
Top Speed [km/h] (Section)	70.1 (1000-800)
Race State	Finished



Aquis Park Gold Coast Poly QLD  
 Race 3: HAPPY WEDDING DAY MR & MRS LEE Maiden Plate - 1150m  
 02 May 2026 - 1:30PM  
 Track Rating: N/A, Weather: Overcast, Rail Position: True Entire Circuit



Section	L1150	L1000	L800	L600	L400	L200
Section Times	1:07.18 (0:11.03)	0:56.15 [7] (0:10.61)	0:45.54 [7] (0:10.85)	0:34.69 [6] (0:11.20)	0:23.48 [5] (0:11.48)	0:12.01 [4] (0:12.01)
Average Speed [km/h]	49.0	68.3	67.3	65.2	63.2	59.8
Top Speed [km/h]	64.6	70.1	68.2	66.6	64.5	61.5
Avg. Dist. to Rail [m]	7.1	2.5	2.4	3.0	4.7	6.1
Avg. Stride Freq. [Hz]	2.3	2.4	2.3	2.3	2.3	2.2
Avg. Stride Length [m]	6.5	8.0	8.2	8.1	7.8	7.7



[ ] Ranking at each section and finish  
 -.-.- No data available at this section  
 NA No data available

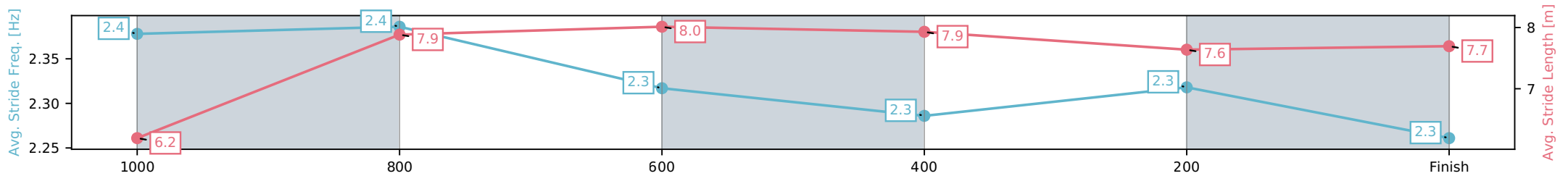
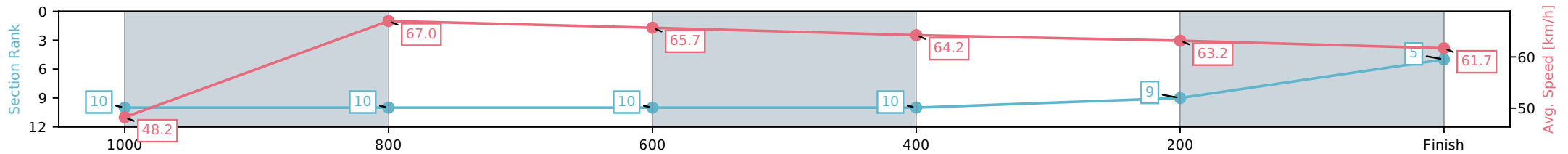
Horse/Jockey Name	Pfeiffer's Kiss/Kayla Johnston
Finish Rank	5
Fastest Section Time (Section)	0:10.76 (1000-800)
Top Speed [km/h] (Section)	69.0 (1000-800)
Race State	Finished



Aquis Park Gold Coast Poly QLD  
 Race 3: HAPPY WEDDING DAY MR & MRS LEE Maiden Plate  
 - 1150m  
 02 May 2026 - 1:30PM  
 Track Rating: N/A, Weather: Overcast, Rail Position: True Entire Circuit



Section	L1150	L1000	L800	L600	L400	L200
Section Times	1:07.21 (0:11.22)	0:55.99 [10] (0:10.76)	0:45.23 [10] (0:11.00)	0:34.23 [10] (0:11.24)	0:22.99 [9] (0:11.42)	0:11.57 [5] (0:11.57)
Average Speed [km/h]	48.2	67.0	65.7	64.2	63.2	61.7
Top Speed [km/h]	66.5	69.0	66.7	65.9	63.6	63.5
Avg. Dist. to Rail [m]	5.6	0.8	0.5	0.6	2.6	5.0
Avg. Stride Freq. [Hz]	2.4	2.4	2.3	2.3	2.3	2.3
Avg. Stride Length [m]	6.2	7.9	8.0	7.9	7.6	7.7



- [ ] Ranking at each section and finish
- :-:- No data available at this section
- NA No data available

Horse/Jockey Name	Queen Of Aces/Karl Zechner
Finish Rank	6
Fastest Section Time (Section)	0:10.59 (1000-800)
Top Speed [km/h] (Section)	69.1 (1000-800)
Race State	Finished



Aquis Park Gold Coast Poly QLD

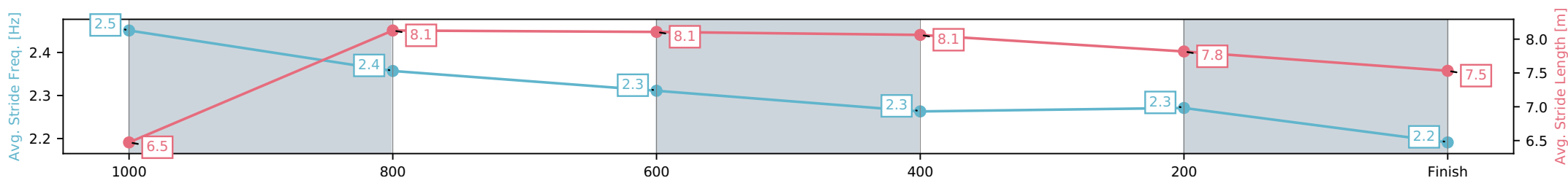
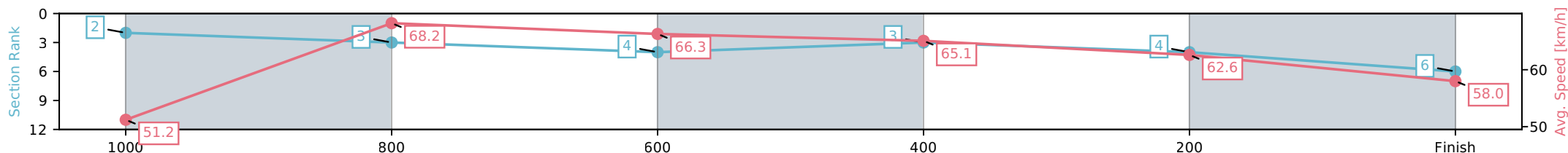
Race 3: HAPPY WEDDING DAY MR & MRS LEE Maiden Plate  
- 1150m

02 May 2026 - 1:30PM



Track Rating: N/A, Weather: Overcast, Rail Position: True Entire Circuit

Section	L1150	L1000	L800	L600	L400	L200
Section Times	1:07.30 (0:10.57)	0:56.73 [3] (0:10.59)	0:46.14 [4] (0:11.00)	0:35.14 [3] (0:11.22)	0:23.92 [4] (0:11.58)	0:12.33 [6] (0:12.33)
Average Speed [km/h]	51.2	68.2	66.3	65.1	62.6	58.0
Top Speed [km/h]	68.4	69.1	67.6	65.9	64.2	60.5
Avg. Dist. to Rail [m]	4.6	1.6	2.4	2.9	3.5	3.8
Avg. Stride Freq. [Hz]	2.5	2.4	2.3	2.3	2.3	2.2
Avg. Stride Length [m]	6.5	8.1	8.1	8.1	7.8	7.5



- [ ] Ranking at each section and finish
- :-:- No data available at this section
- NA No data available

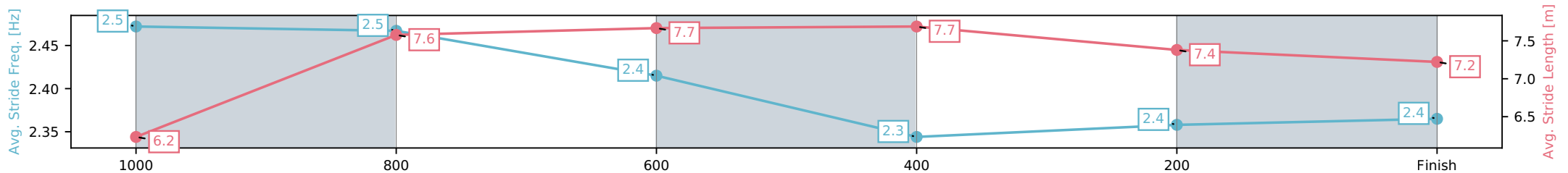
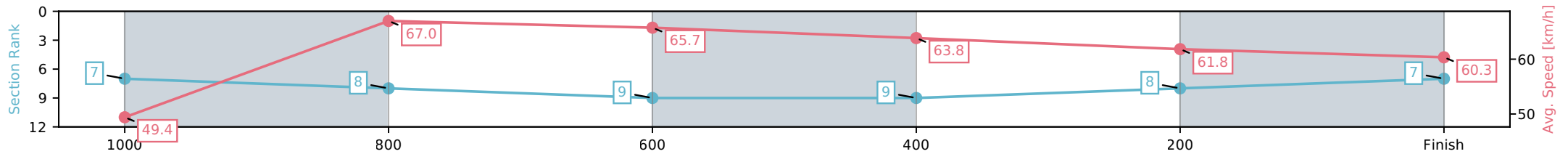
Horse/Jockey Name	Future Hero/Luke Dempsey
Finish Rank	7
Fastest Section Time (Section)	0:10.78 (1000-800)
Top Speed [km/h] (Section)	67.8 (1000-800)
Race State	Finished



Aquis Park Gold Coast Poly QLD  
 Race 3: HAPPY WEDDING DAY MR & MRS LEE Maiden Plate - 1150m  
 02 May 2026 - 1:30PM  
 Track Rating: N/A, Weather: Overcast, Rail Position: True Entire Circuit



Section	L1150	L1000	L800	L600	L400	L200
Section Times	1:07.47 (0:10.93)	0:56.54 [8] (0:10.78)	0:45.76 [9] (0:11.02)	0:34.74 [9] (0:11.25)	0:23.49 [8] (0:11.63)	0:11.86 [7] (0:11.86)
Average Speed [km/h]	49.4	67.0	65.7	63.8	61.8	60.3
Top Speed [km/h]	64.9	67.8	67.0	66.0	62.5	61.7
Avg. Dist. to Rail [m]	3.3	1.0	1.2	0.8	0.3	1.8
Avg. Stride Freq. [Hz]	2.5	2.5	2.4	2.3	2.4	2.4
Avg. Stride Length [m]	6.2	7.6	7.7	7.7	7.4	7.2



- [ ] Ranking at each section and finish
- :-:- No data available at this section
- NA No data available

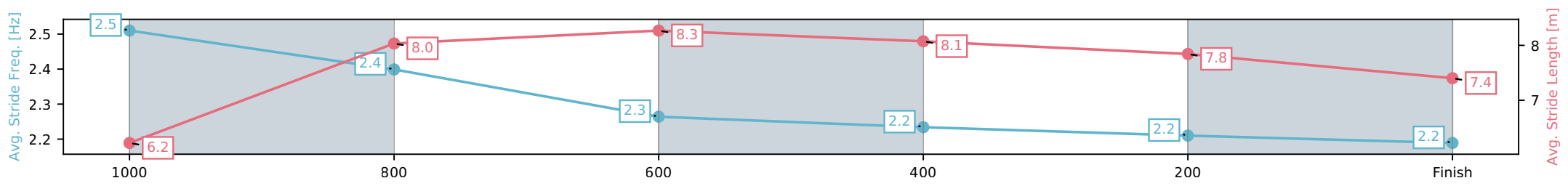
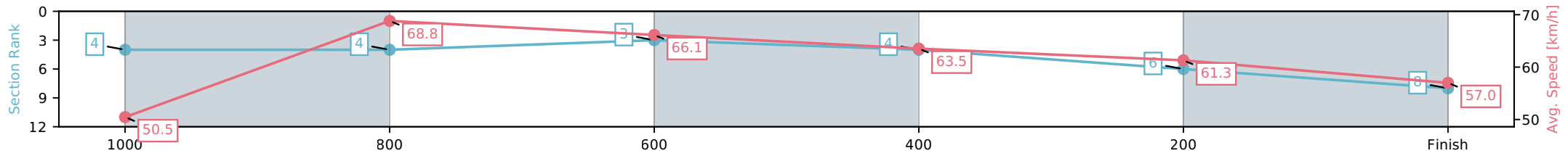
Horse/Jockey Name	Aerial Artist/Bella Youngberry
Finish Rank	8
Fastest Section Time (Section)	0:10.44 (1000-800)
Top Speed [km/h] (Section)	70.2 (1000-800)
Race State	Finished



Aquis Park Gold Coast Poly QLD  
 Race 3: HAPPY WEDDING DAY MR & MRS LEE Maiden Plate - 1150m  
 02 May 2026 - 1:30PM  
 Track Rating: N/A, Weather: Overcast, Rail Position: True Entire Circuit



Section	L1150	L1000	L800	L600	L400	L200
Section Times	1:07.81 (0:10.74)	0:57.07 [4] (0:10.44)	0:46.63 [3] (0:10.91)	0:35.72 [4] (0:11.37)	0:24.35 [6] (0:11.75)	0:12.60 [8] (0:12.60)
Average Speed [km/h]	50.5	68.8	66.1	63.5	61.3	57.0
Top Speed [km/h]	67.3	70.2	68.8	65.5	62.5	60.7
Avg. Dist. to Rail [m]	0.3	0.7	0.5	0.5	0.2	0.4
Avg. Stride Freq. [Hz]	2.5	2.4	2.3	2.2	2.2	2.2
Avg. Stride Length [m]	6.2	8.0	8.3	8.1	7.8	7.4



[ ] Ranking at each section and finish  
 -.-.- No data available at this section  
 NA No data available

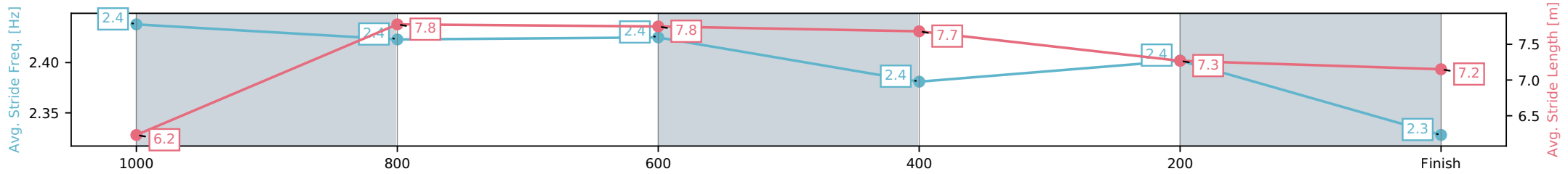
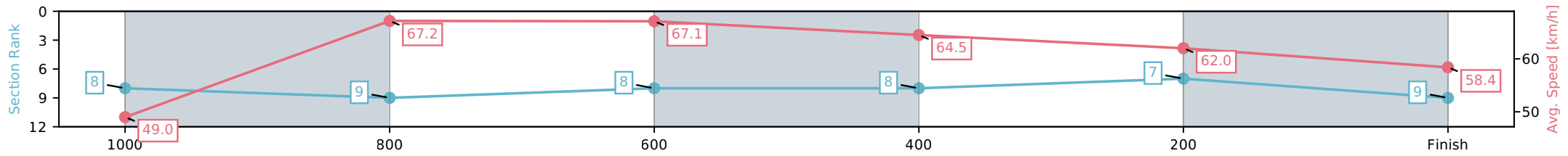
Horse/Jockey Name	Super Johnny Joya/Charlie Bennett
Finish Rank	9
Fastest Section Time (Section)	0:10.78 (1000-800)
Top Speed [km/h] (Section)	68.3 (800-600)
Race State	Finished



Aquis Park Gold Coast Poly QLD  
 Race 3: HAPPY WEDDING DAY MR & MRS LEE Maiden Plate - 1150m  
 02 May 2026 - 1:30PM  
 Track Rating: N/A, Weather: Overcast, Rail Position: True Entire Circuit



Section	L1150	L1000	L800	L600	L400	L200
Section Times	1:07.91 (0:10.96)	0:56.95 [9] (0:10.78)	0:46.17 [8] (0:10.88)	0:35.29 [8] (0:11.29)	0:24.00 [7] (0:11.67)	0:12.33 [9] (0:12.33)
Average Speed [km/h]	49.0	67.2	67.1	64.5	62.0	58.4
Top Speed [km/h]	65.9	67.9	68.3	67.2	64.3	61.4
Avg. Dist. to Rail [m]	4.8	1.7	2.5	2.4	3.2	5.1
Avg. Stride Freq. [Hz]	2.4	2.4	2.4	2.4	2.4	2.3
Avg. Stride Length [m]	6.2	7.8	7.8	7.7	7.3	7.2



[ ] Ranking at each section and finish  
 -.-.- No data available at this section  
 NA No data available

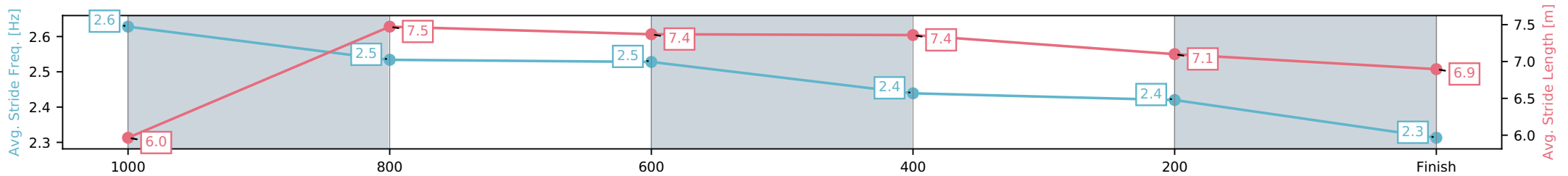
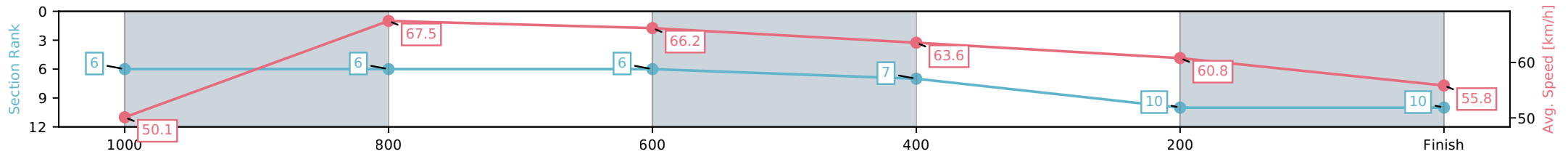
Horse/Jockey Name	Yes Kiss/Amy Graham
Finish Rank	10
Fastest Section Time (Section)	0:10.71 (1000-800)
Top Speed [km/h] (Section)	68.6 (1000-800)
Race State	Finished



Aquis Park Gold Coast Poly QLD  
 Race 3: HAPPY WEDDING DAY MR & MRS LEE Maiden Plate - 1150m  
 02 May 2026 - 1:30PM  
 Track Rating: N/A, Weather: Overcast, Rail Position: True Entire Circuit



Section	L1150	L1000	L800	L600	L400	L200
Section Times	1:08.34 (0:10.80)	0:57.54 [6] (0:10.71)	0:46.83 [6] (0:10.97)	0:35.86 [7] (0:11.38)	0:24.47 [10] (0:11.84)	0:12.63 [10] (0:12.63)
Average Speed [km/h]	50.1	67.5	66.2	63.6	60.8	55.8
Top Speed [km/h]	65.2	68.6	67.4	65.3	62.4	59.5
Avg. Dist. to Rail [m]	5.5	1.1	1.9	1.6	0.6	2.7
Avg. Stride Freq. [Hz]	2.6	2.5	2.5	2.4	2.4	2.3
Avg. Stride Length [m]	6.0	7.5	7.4	7.4	7.1	6.9



- [ ] Ranking at each section and finish
- :-:- No data available at this section
- NA No data available



Horse/Jockey Name	Count Nicholas/Bella Youngberry
Finish Rank	1
Fastest Section Time (Section)	0:10.66 (1000-800)
Top Speed [km/h] (Section)	68.9 (1000-800)
Race State	Finished



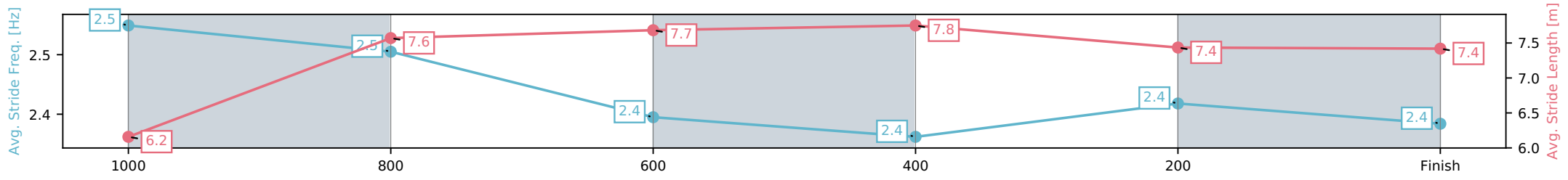
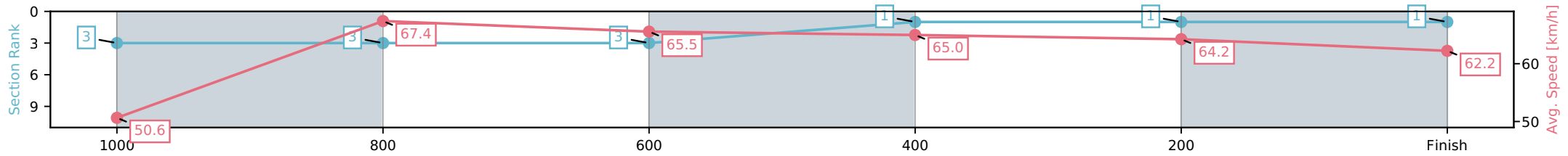
Aquis Park Gold Coast Poly QLD  
 Race 4: GLASSHOUSE @ HOLLINDALE BOOK NOW  
 BENCHMARK 58 Handicap - 1150m



02 May 2026 - 2:04PM

Track Rating: N/A, Weather: Overcast, Rail Position: True Entire Circuit

Section	L1150	L1000	L800	L600	L400	L200
Section Times	1:06.25 (0:10.71)	0:55.54 [3] (0:10.66)	0:44.88 [3] (0:11.00)	0:33.88 [1] (0:11.10)	0:22.78 [1] (0:11.22)	0:11.56 [1] (0:11.56)
Average Speed [km/h]	50.6	67.4	65.5	65.0	64.2	62.2
Top Speed [km/h]	67.4	68.9	66.4	66.4	64.8	64.8
Avg. Dist. to Rail [m]	0.6	0.6	0.3	0.3	2.0	2.8
Avg. Stride Freq. [Hz]	2.5	2.5	2.4	2.4	2.4	2.4
Avg. Stride Length [m]	6.2	7.6	7.7	7.8	7.4	7.4



[ ] Ranking at each section and finish  
 -.-.- No data available at this section  
 NA No data available

Horse/Jockey Name	Champagne Problems/Dylan Turner
Finish Rank	2
Fastest Section Time (Section)	0:10.70 (1000-800)
Top Speed [km/h] (Section)	69.1 (1000-800)
Race State	Finished



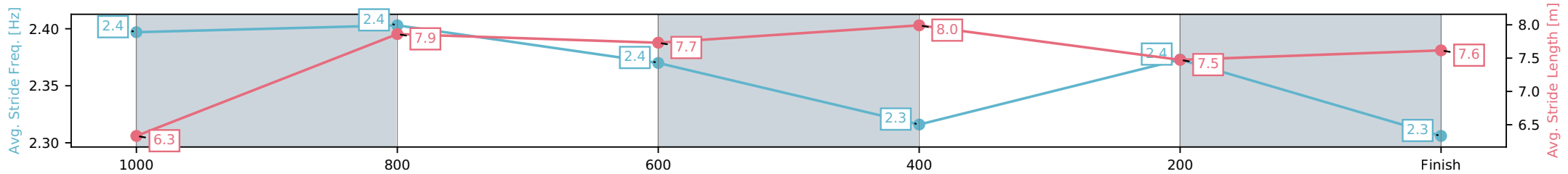
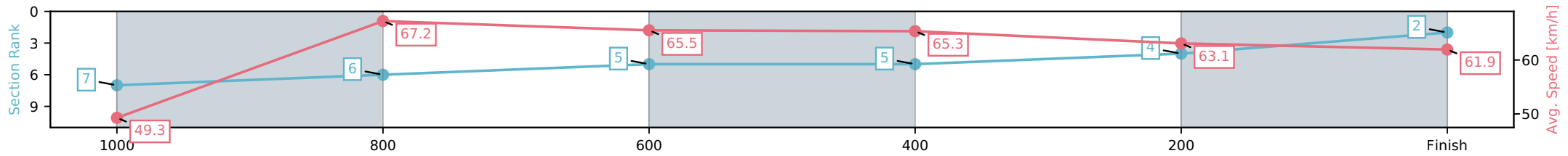
Aquis Park Gold Coast Poly QLD  
 Race 4: GLASSHOUSE @ HOLLINDALE BOOK NOW  
 BENCHMARK 58 Handicap - 1150m



02 May 2026 - 2:04PM

Track Rating: N/A, Weather: Overcast, Rail Position: True Entire Circuit

Section	L1150	L1000	L800	L600	L400	L200
Section Times	1:06.67 (0:11.02)	0:55.66 [6] (0:10.70)	0:44.96 [5] (0:10.94)	0:34.02 [5] (0:11.03)	0:22.99 [4] (0:11.45)	0:11.54 [2] (0:11.54)
Average Speed [km/h]	49.3	67.2	65.5	65.3	63.1	61.9
Top Speed [km/h]	65.6	69.1	67.2	68.0	63.8	63.7
Avg. Dist. to Rail [m]	4.2	0.3	0.7	0.2	1.7	2.8
Avg. Stride Freq. [Hz]	2.4	2.4	2.4	2.3	2.4	2.3
Avg. Stride Length [m]	6.3	7.9	7.7	8.0	7.5	7.6



[ ] Ranking at each section and finish  
 -:-:- No data available at this section  
 NA No data available

Horse/Jockey Name	Charlotte's Here/Benjamin Osmond
Finish Rank	3
Fastest Section Time (Section)	0:10.86 (1000-800)
Top Speed [km/h] (Section)	68.5 (600-400)
Race State	Finished



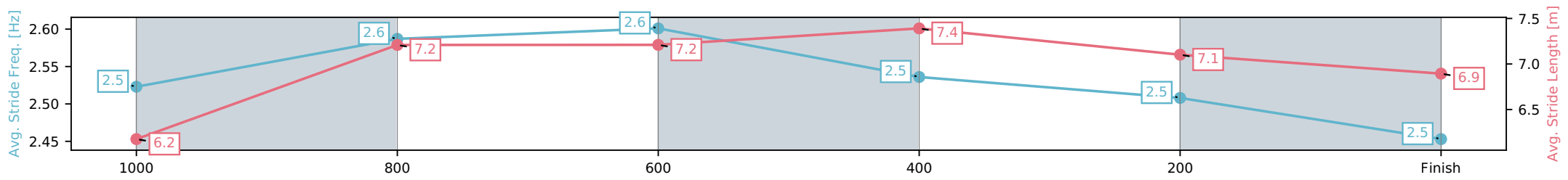
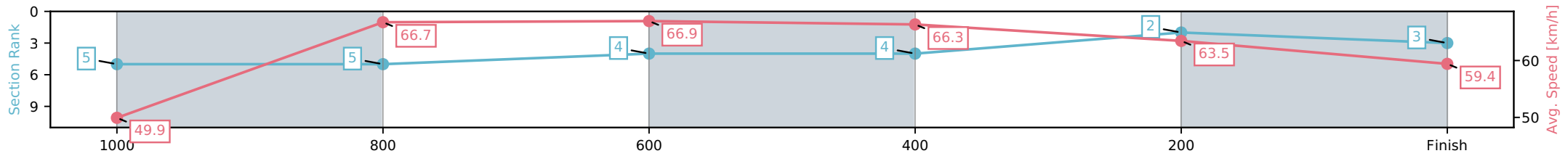
Aquis Park Gold Coast Poly QLD  
 Race 4: GLASSHOUSE @ HOLLINDALE BOOK NOW  
 BENCHMARK 58 Handicap - 1150m



02 May 2026 - 2:04PM

Track Rating: N/A, Weather: Overcast, Rail Position: True Entire Circuit

Section	L1150	L1000	L800	L600	L400	L200
Section Times	1:07.15 (0:10.82)	0:56.33 [5] (0:10.86)	0:45.47 [4] (0:10.93)	0:34.55 [4] (0:10.98)	0:23.57 [2] (0:11.43)	0:12.14 [3] (0:12.14)
Average Speed [km/h]	49.9	66.7	66.9	66.3	63.5	59.4
Top Speed [km/h]	63.4	67.9	67.9	68.5	64.6	62.9
Avg. Dist. to Rail [m]	4.7	2.5	2.9	2.5	4.0	4.7
Avg. Stride Freq. [Hz]	2.5	2.6	2.6	2.5	2.5	2.5
Avg. Stride Length [m]	6.2	7.2	7.2	7.4	7.1	6.9



[ ] Ranking at each section and finish  
 -.-.- No data available at this section  
 NA No data available

Horse/Jockey Name	Russian Pins/Brandon Lerena
Finish Rank	4
Fastest Section Time (Section)	0:10.61 (1000-800)
Top Speed [km/h] (Section)	68.6 (1000-800)
Race State	Finished



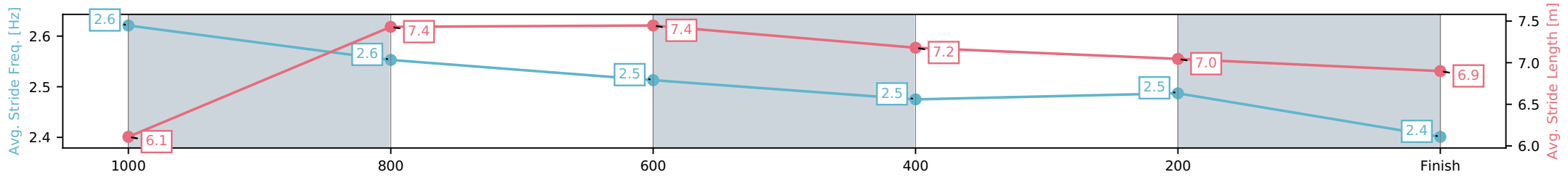
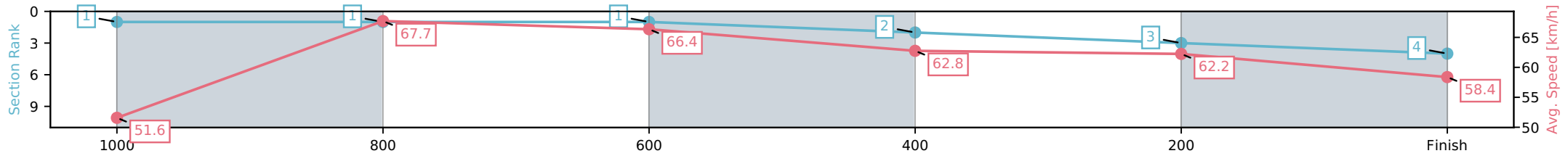
Aquis Park Gold Coast Poly QLD  
 Race 4: GLASSHOUSE @ HOLLINDALE BOOK NOW  
 BENCHMARK 58 Handicap - 1150m



02 May 2026 - 2:04PM

Track Rating: N/A, Weather: Overcast, Rail Position: True Entire Circuit

Section	L1150	L1000	L800	L600	L400	L200
Section Times	1:07.28 (0:10.51)	0:56.77 [1] (0:10.61)	0:46.16 [1] (0:10.83)	0:35.33 [2] (0:11.53)	0:23.80 [3] (0:11.55)	0:12.25 [4] (0:12.25)
Average Speed [km/h]	51.6	67.7	66.4	62.8	62.2	58.4
Top Speed [km/h]	66.6	68.6	67.4	65.2	62.9	60.3
Avg. Dist. to Rail [m]	0.5	0.5	0.5	0.9	0.9	0.3
Avg. Stride Freq. [Hz]	2.6	2.6	2.5	2.5	2.5	2.4
Avg. Stride Length [m]	6.1	7.4	7.4	7.2	7.0	6.9



[ ] Ranking at each section and finish  
 -:-:- No data available at this section  
 NA No data available

Horse/Jockey Name	Boom Court/Boris Thornton
Finish Rank	5
Fastest Section Time (Section)	0:10.72 (1000-800)
Top Speed [km/h] (Section)	69.3 (1000-800)
Race State	Finished



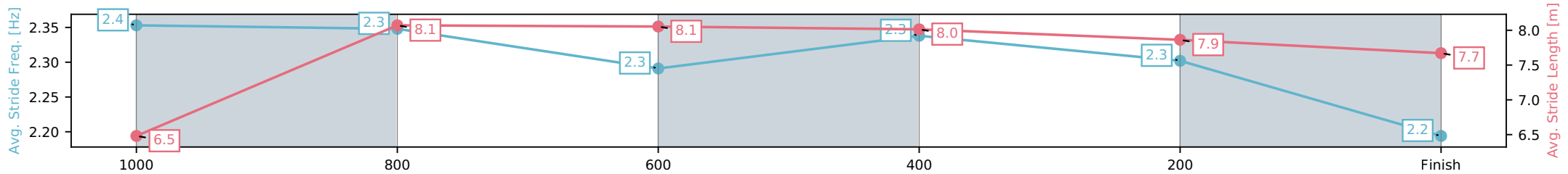
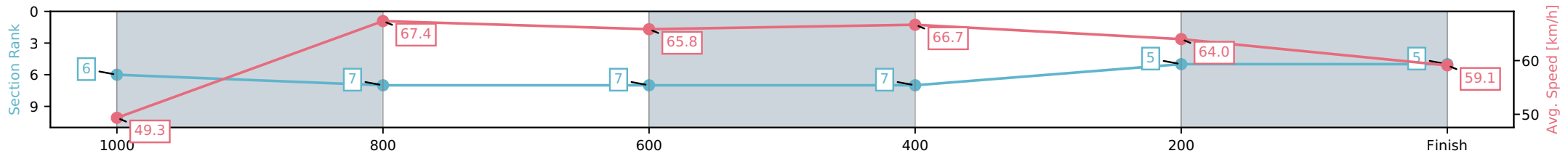
Aquis Park Gold Coast Poly QLD  
 Race 4: GLASSHOUSE @ HOLLINDALE BOOK NOW  
 BENCHMARK 58 Handicap - 1150m



02 May 2026 - 2:04PM

Track Rating: N/A, Weather: Overcast, Rail Position: True Entire Circuit

Section	L1150	L1000	L800	L600	L400	L200
Section Times	1:07.45 (0:11.00)	0:56.45 [7] (0:10.72)	0:45.73 [7] (0:11.09)	0:34.64 [7] (0:11.06)	0:23.57 [5] (0:11.37)	0:12.20 [5] (0:12.20)
Average Speed [km/h]	49.3	67.4	65.8	66.7	64.0	59.1
Top Speed [km/h]	65.4	69.3	67.0	67.6	65.5	62.7
Avg. Dist. to Rail [m]	5.9	1.3	2.8	4.5	6.9	10.0
Avg. Stride Freq. [Hz]	2.4	2.3	2.3	2.3	2.3	2.2
Avg. Stride Length [m]	6.5	8.1	8.1	8.0	7.9	7.7



[ ] Ranking at each section and finish  
 -:-:- No data available at this section  
 NA No data available

Horse/Jockey Name	Fayetta/Charlie Bennett
Finish Rank	6
Fastest Section Time (Section)	0:10.76 (1000-800)
Top Speed [km/h] (Section)	68.5 (600-400)
Race State	Finished



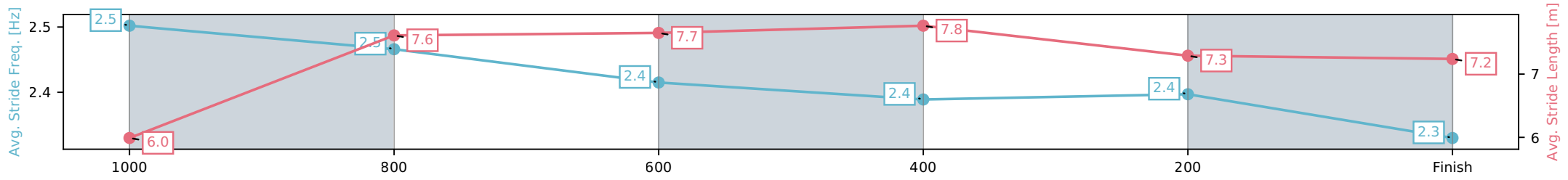
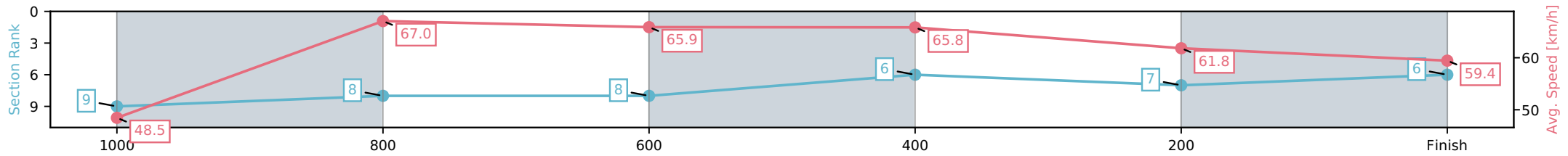
Aquis Park Gold Coast Poly QLD  
 Race 4: GLASSHOUSE @ HOLLINDALE BOOK NOW  
 BENCHMARK 58 Handicap - 1150m



02 May 2026 - 2:04PM

Track Rating: N/A, Weather: Overcast, Rail Position: True Entire Circuit

Section	L1150	L1000	L800	L600	L400	L200
Section Times	1:07.59 (0:11.16)	0:56.43 [8] (0:10.76)	0:45.67 [8] (0:10.94)	0:34.73 [6] (0:10.94)	0:23.80 [7] (0:11.65)	0:12.15 [6] (0:12.15)
Average Speed [km/h]	48.5	67.0	65.9	65.8	61.8	59.4
Top Speed [km/h]	65.8	67.6	67.4	68.5	63.1	61.7
Avg. Dist. to Rail [m]	2.9	0.9	0.3	0.2	0.9	2.6
Avg. Stride Freq. [Hz]	2.5	2.5	2.4	2.4	2.4	2.3
Avg. Stride Length [m]	6.0	7.6	7.7	7.8	7.3	7.2



[ ] Ranking at each section and finish  
 -:-:- No data available at this section  
 NA No data available

Horse/Jockey Name	Yes To Excess/Leah Martyn
Finish Rank	7
Fastest Section Time (Section)	0:10.82 (1000-800)
Top Speed [km/h] (Section)	67.8 (1000-800)
Race State	Finished



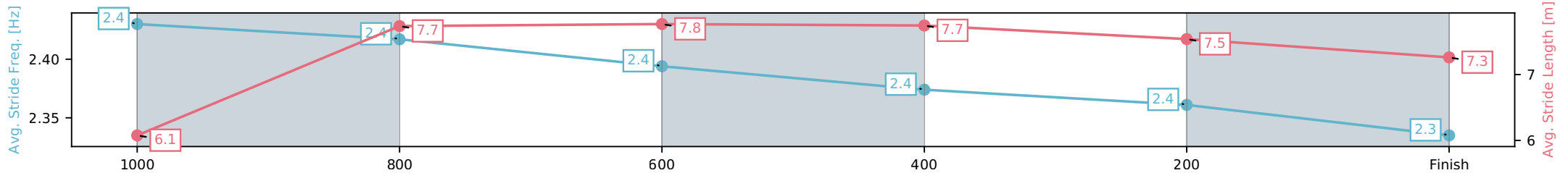
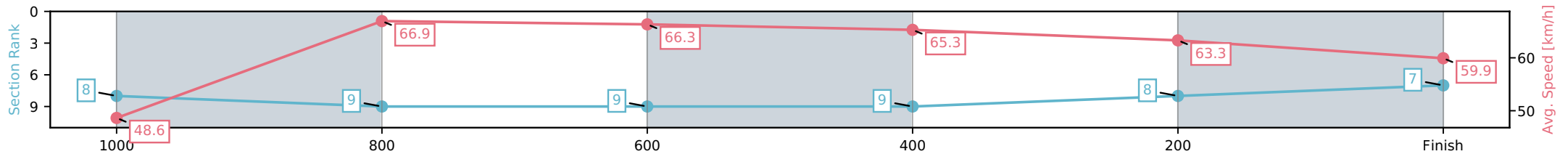
Aquis Park Gold Coast Poly QLD  
 Race 4: GLASSHOUSE @ HOLLINDALE BOOK NOW  
 BENCHMARK 58 Handicap - 1150m



02 May 2026 - 2:04PM

Track Rating: N/A, Weather: Overcast, Rail Position: True Entire Circuit

Section	L1150	L1000	L800	L600	L400	L200
Section Times	1:07.60 (0:11.15)	0:56.45 [9] (0:10.82)	0:45.64 [9] (0:11.02)	0:34.62 [9] (0:11.21)	0:23.41 [8] (0:11.46)	0:11.95 [7] (0:11.95)
Average Speed [km/h]	48.6	66.9	66.3	65.3	63.3	59.9
Top Speed [km/h]	65.1	67.8	67.3	66.6	63.9	62.4
Avg. Dist. to Rail [m]	7.3	2.3	2.7	3.3	5.6	9.6
Avg. Stride Freq. [Hz]	2.4	2.4	2.4	2.4	2.4	2.3
Avg. Stride Length [m]	6.1	7.7	7.8	7.7	7.5	7.3



- [ ] Ranking at each section and finish
- :-:- No data available at this section
- NA No data available

Horse/Jockey Name	Mishani Quest/Jaden Lloyd
Finish Rank	8
Fastest Section Time (Section)	0:10.66 (1000-800)
Top Speed [km/h] (Section)	69.0 (1000-800)
Race State	Finished



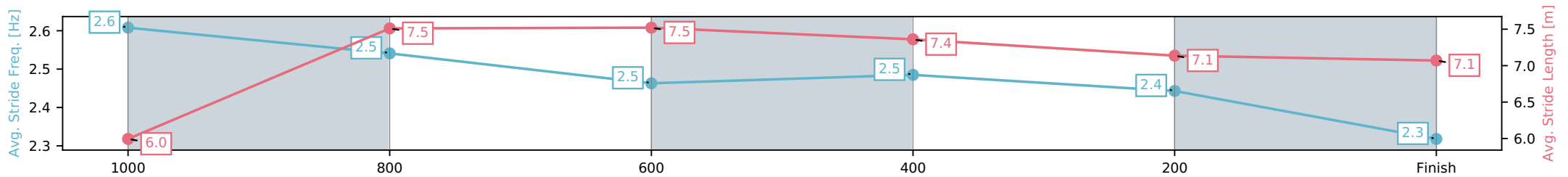
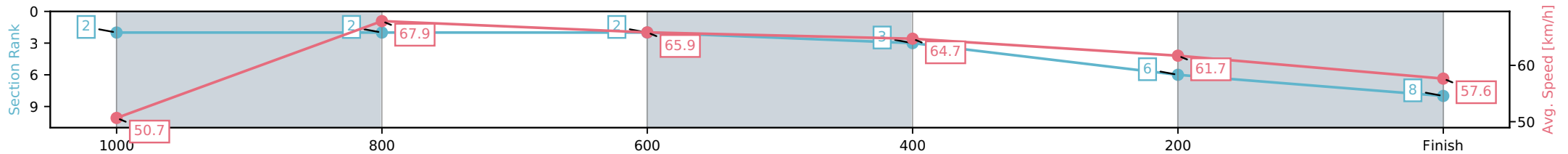
Aquis Park Gold Coast Poly QLD  
 Race 4: GLASSHOUSE @ HOLLINDALE BOOK NOW  
 BENCHMARK 58 Handicap - 1150m



02 May 2026 - 2:04PM

Track Rating: N/A, Weather: Overcast, Rail Position: True Entire Circuit

Section	L1150	L1000	L800	L600	L400	L200
Section Times	1:07.69 (0:10.66)	0:57.03 [2] (0:10.66)	0:46.37 [2] (0:11.00)	0:35.36 [3] (0:11.20)	0:24.17 [6] (0:11.73)	0:12.43 [8] (0:12.43)
Average Speed [km/h]	50.7	67.9	65.9	64.7	61.7	57.6
Top Speed [km/h]	67.7	69.0	67.1	66.5	63.0	60.1
Avg. Dist. to Rail [m]	4.3	2.6	1.0	1.3	3.7	5.4
Avg. Stride Freq. [Hz]	2.6	2.5	2.5	2.5	2.4	2.3
Avg. Stride Length [m]	6.0	7.5	7.5	7.4	7.1	7.1



- [ ] Ranking at each section and finish
- :-:- No data available at this section
- NA No data available

Horse/Jockey Name	Sussusudio/Georgina Cartwright
Finish Rank	9
Fastest Section Time (Section)	0:10.85 (1000-800)
Top Speed [km/h] (Section)	68.1 (1000-800)
Race State	Finished



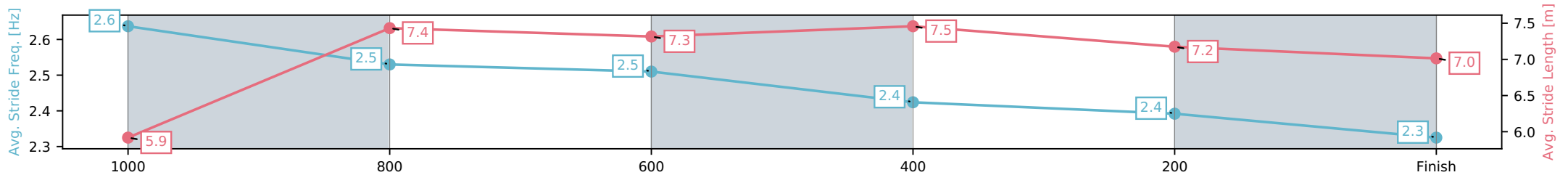
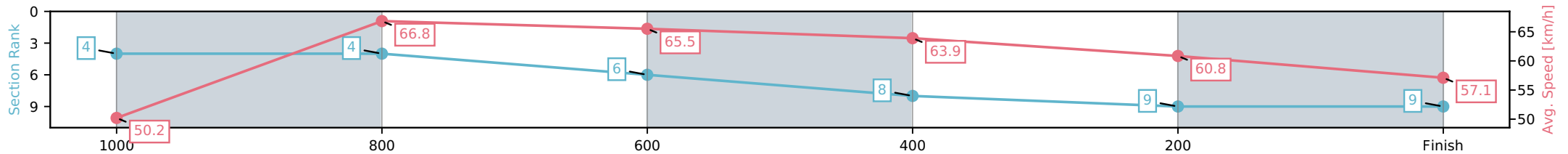
Aquis Park Gold Coast Poly QLD  
 Race 4: GLASSHOUSE @ HOLLINDALE BOOK NOW  
 BENCHMARK 58 Handicap - 1150m



02 May 2026 - 2:04PM

Track Rating: N/A, Weather: Overcast, Rail Position: True Entire Circuit

Section	L1150	L1000	L800	L600	L400	L200
Section Times	1:08.54 (0:10.76)	0:57.78 [4] (0:10.85)	0:46.93 [6] (0:11.15)	0:35.78 [8] (0:11.39)	0:24.39 [9] (0:11.89)	0:12.50 [9] (0:12.50)
Average Speed [km/h]	50.2	66.8	65.5	63.9	60.8	57.1
Top Speed [km/h]	66.5	68.1	65.8	65.4	62.0	59.7
Avg. Dist. to Rail [m]	2.8	2.2	2.7	2.3	3.0	4.6
Avg. Stride Freq. [Hz]	2.6	2.5	2.5	2.4	2.4	2.3
Avg. Stride Length [m]	5.9	7.4	7.3	7.5	7.2	7.0



- [ ] Ranking at each section and finish
- :-:- No data available at this section
- NA No data available



# Aquis Park Gold Coast Poly QLD -

Race 5: THE HUNTERS PUNTERS CUP BENCHMARK 58 Handicap - 1150m

02 May 2026 - 2:40PM

Track Rating: N/A, Weather: Overcast, Rail Position: True Entire Circuit



Field Times (Race Tempo)      1:05.97    0:55.34    0:44.93    0:34.44    0:23.50    0:12.05  
 (0:10.63)    (0:10.41)    (0:10.49)    (0:10.94)    (0:11.46)    (0:12.05)

Rank	TAB#	Horse	Overall Time	First 400m	Top Speed km/h (Section)	L1150	L1000	L800	L600	L400	L200		
	(BAR#)	Jockey	Margin (DT-W)	Last 600m	Fastest Section (Time)	Start - 1000	1000 - 800	800 - 600	600 - 400	400 - 200	200 - Finish		
1	1	Spirit Of Brodie	1:05.97	0:23.66	71.0 (800-600)	1:05.97	0:55.34 [1]	0:44.92 [2]	0:34.28 [2]	0:23.37 [2]	0:11.95 [2]		
	(2)	McKenzie Apel		0:34.28	1000-800 (0:10.43)	(0:10.63)	(0:10.43)	(0:10.63)	(0:10.91)	(0:11.42)	(0:11.95)		
2	8	Cat Call	1:06.02	0:23.63	70.2 (1000-800)	1:06.02	0:55.34 [2]	0:44.98 [1]	0:34.49 [1]	0:23.55 [1]	0:12.10 [1]		
	(1)	Brandon Lerena	0.3L (-5)	0:34.50	1000-800 (0:10.36)	(0:10.68)	(0:10.36)	(0:10.49)	(0:10.94)	(0:11.46)	(0:12.10)		
3	4	Baltray	1:06.50	0:24.07	70.1 (800-600)	1:06.50	0:55.73 [4]	0:45.03 [4]	0:34.55 [3]	0:23.71 [3]	0:12.18 [3]		
	(4)	Dylan Turner	3.1L (-2)	0:34.55	800-600 (0:10.48)	(0:10.77)	(0:10.70)	(0:10.48)	(0:10.84)	(0:11.53)	(0:12.18)		
4	5	Immediate	1:06.66	0:24.43	69.3 (1000-800)	1:06.66	0:55.63 [7]	0:44.90 [6]	0:34.12 [5]	0:22.98 [4]	0:11.58 [4]		
	(9)	Bella Youngberry	4.0L (+0)	0:34.11	1000-800 (0:10.73)	(0:11.03)	(0:10.73)	(0:10.79)	(0:11.13)	(0:11.40)	(0:11.58)		
5	9	Brave Emma	1:07.16	0:24.96	69.8 (800-600)	1:07.16	0:55.74 [10]	0:44.89 [9]	0:34.15 [9]	0:23.08 [8]	0:11.62 [7]		
	(7)	Amy Graham	7.0L (+2)	0:34.15	800-600 (0:10.75)	(0:11.42)	(0:10.84)	(0:10.75)	(0:11.07)	(0:11.46)	(0:11.62)		
6	12	Rock Lobster	1:07.69	0:24.45	69.6 (1000-800)	1:07.69	0:56.73 [5]	0:45.96 [5]	0:35.03 [6]	0:23.88 [6]	0:12.30 [5]		
	(5)	Micheal Hellyer	10.1L (-1)	0:35.03	1000-800 (0:10.77)	(0:10.96)	(0:10.77)	(0:10.93)	(0:11.14)	(0:11.59)	(0:12.30)		
7	2	Halfachance	1:07.90	0:24.76	68.6 (1000-800)	1:07.90	0:56.70 [8]	0:45.84 [8]	0:35.01 [8]	0:23.78 [9]	0:12.26 [8]		
	(6)	Grady Spokes	11.3L (+4)	0:35.01	800-600 (0:10.83)	(0:11.20)	(0:10.86)	(0:10.83)	(0:11.23)	(0:11.52)	(0:12.26)		
8	10	Beitsoo	1:08.02	0:24.65	67.4 (600-400)	1:08.02	0:57.04 [6]	0:46.09 [7]	0:35.22 [7]	0:24.19 [7]	0:12.52 [6]		
	(3)	Colleen Krahen	12.0L (-4)	0:35.22	800-600 (0:10.87)	(0:10.98)	(0:10.95)	(0:10.87)	(0:11.04)	(0:11.66)	(0:12.52)		
9	7	Eastown	1:08.24	0:25.05	68.3 (600-400)	1:08.24	0:56.93 [9]	0:45.91 [10]	0:35.01 [10]	0:24.08 [10]	0:12.50 [10]		
	(8)	Georgina Cartwright	13.3L (+2)	0:35.01	800-600 (0:10.90)	(0:11.31)	(0:11.02)	(0:10.90)	(0:10.93)	(0:11.58)	(0:12.50)		
10	3	Sea Warning	1:08.53	0:24.16	68.9 (1000-800)	1:08.53	0:57.78 [3]	0:47.12 [3]	0:36.17 [4]	0:24.76 [5]	0:12.83 [9]		
	(10)	Leah Martyn	15.1L (-1)	0:36.17	1000-800 (0:10.66)	(0:10.75)	(0:10.66)	(0:10.95)	(0:11.41)	(0:11.93)	(0:12.83)		

Scratched: Marathia (#6), Albion Square (#11)

Report Created: Sat 02 May 2026

(Note: Races are conducted over an approximate distance as close as possible to the advertised distance, and recorded data may vary accordingly. Official times refer to race times only and do not include handicap times.)

[ ] Position in running at each section and finish    TAB#    Saddle cloth number

-:--:-- No data available at this section

NA No data available

DNT Did not track

BAR# Barrier/Gate Position

DNF Did not finish

DT-W Distance travelled compared to winner in metres

Fastest split

Fastest section

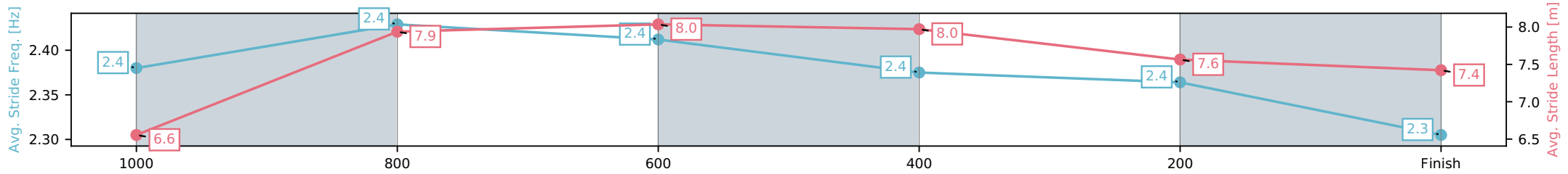
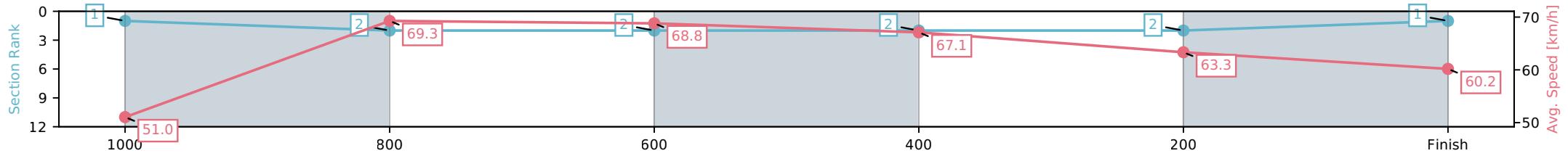
Horse/Jockey Name	Spirit Of Brodie/McKenzie Apel
Finish Rank	1
Fastest Section Time (Section)	0:10.43 (1000-800)
Top Speed [km/h] (Section)	71.0 (800-600)
Race State	Finished



Aquis Park Gold Coast Poly QLD  
 Race 5: THE HUNTERS PUNTERS CUP BENCHMARK 58  
 Handicap - 1150m  
 02 May 2026 - 2:40PM  
 Track Rating: N/A, Weather: Overcast, Rail Position: True Entire Circuit



Section	L1150	L1000	L800	L600	L400	L200
Section Times	1:05.97 (0:10.63)	0:55.34 [2] (0:10.43)	0:44.92 [2] (0:10.63)	0:34.28 [2] (0:10.91)	0:23.37 [2] (0:11.42)	0:11.95 [1] (0:11.95)
Average Speed [km/h]	51.0	69.3	68.8	67.1	63.3	60.2
Top Speed [km/h]	66.3	70.9	71.0	69.2	64.9	61.9
Avg. Dist. to Rail [m]	0.7	0.7	3.1	3.4	2.5	3.4
Avg. Stride Freq. [Hz]	2.4	2.4	2.4	2.4	2.4	2.3
Avg. Stride Length [m]	6.6	7.9	8.0	8.0	7.6	7.4



[ ] Ranking at each section and finish  
 -.-.- No data available at this section  
 NA No data available

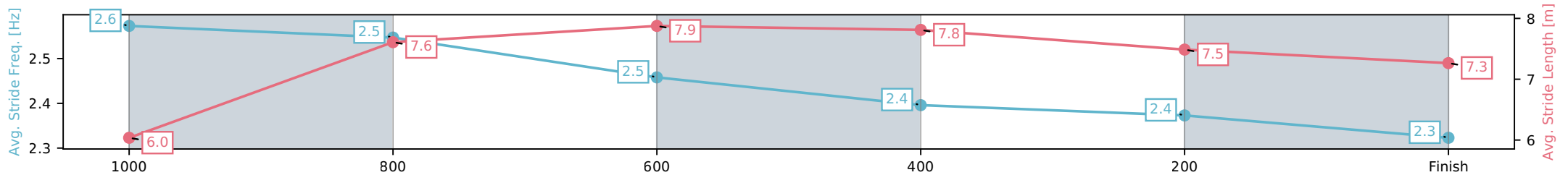
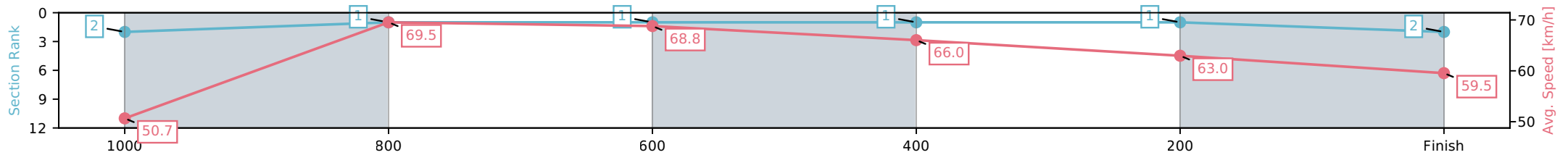
Horse/Jockey Name	Cat Call/Brandon Lerena
Finish Rank	2
Fastest Section Time (Section)	0:10.36 (1000-800)
Top Speed [km/h] (Section)	70.2 (1000-800)
Race State	Finished



Aquis Park Gold Coast Poly QLD  
 Race 5: THE HUNTERS PUNTERS CUP BENCHMARK 58  
 Handicap - 1150m  
 02 May 2026 - 2:40PM  
 Track Rating: N/A, Weather: Overcast, Rail Position: True Entire Circuit



Section	L1150	L1000	L800	L600	L400	L200
Section Times	1:06.02 (0:10.68)	0:55.34 [1] (0:10.36)	0:44.98 [1] (0:10.49)	0:34.49 [1] (0:10.94)	0:23.55 [1] (0:11.46)	0:12.10 [2] (0:12.10)
Average Speed [km/h]	50.7	69.5	68.8	66.0	63.0	59.5
Top Speed [km/h]	66.9	70.2	70.0	68.5	64.6	61.4
Avg. Dist. to Rail [m]	0.5	0.3	0.7	0.9	1.0	1.7
Avg. Stride Freq. [Hz]	2.6	2.5	2.5	2.4	2.4	2.3
Avg. Stride Length [m]	6.0	7.6	7.9	7.8	7.5	7.3



[ ] Ranking at each section and finish  
 -:-:- No data available at this section  
 NA No data available

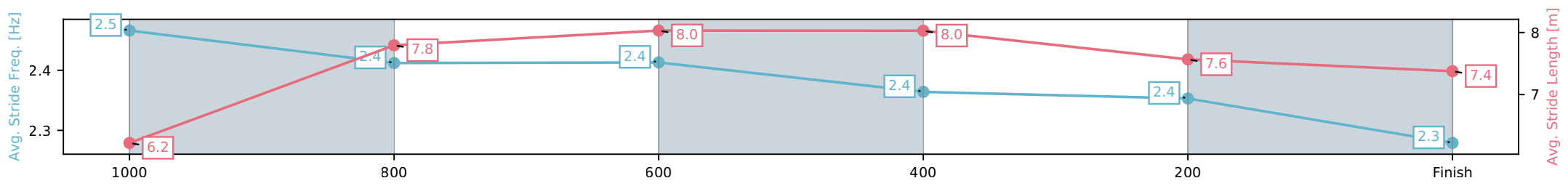
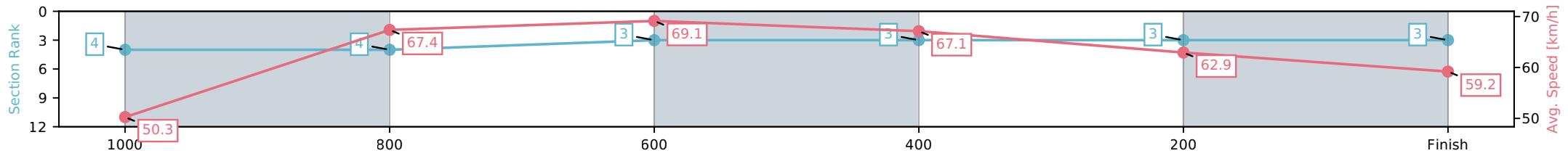
Horse/Jockey Name	Baltray/Dylan Turner
Finish Rank	3
Fastest Section Time (Section)	0:10.48 (800-600)
Top Speed [km/h] (Section)	70.1 (800-600)
Race State	Finished



Aquis Park Gold Coast Poly QLD  
 Race 5: THE HUNTERS PUNTERS CUP BENCHMARK 58  
 Handicap - 1150m  
 02 May 2026 - 2:40PM  
 Track Rating: N/A, Weather: Overcast, Rail Position: True Entire Circuit



Section	L1150	L1000	L800	L600	L400	L200
Section Times	1:06.50 (0:10.77)	0:55.73 [4] (0:10.70)	0:45.03 [3] (0:10.48)	0:34.55 [3] (0:10.84)	0:23.71 [3] (0:11.53)	0:12.18 [3] (0:12.18)
Average Speed [km/h]	50.3	67.4	69.1	67.1	62.9	59.2
Top Speed [km/h]	65.5	68.7	70.1	68.8	65.1	61.5
Avg. Dist. to Rail [m]	2.8	0.7	1.4	2.0	4.2	4.5
Avg. Stride Freq. [Hz]	2.5	2.4	2.4	2.4	2.4	2.3
Avg. Stride Length [m]	6.2	7.8	8.0	8.0	7.6	7.4



[ ] Ranking at each section and finish  
 -:-:- No data available at this section  
 NA No data available

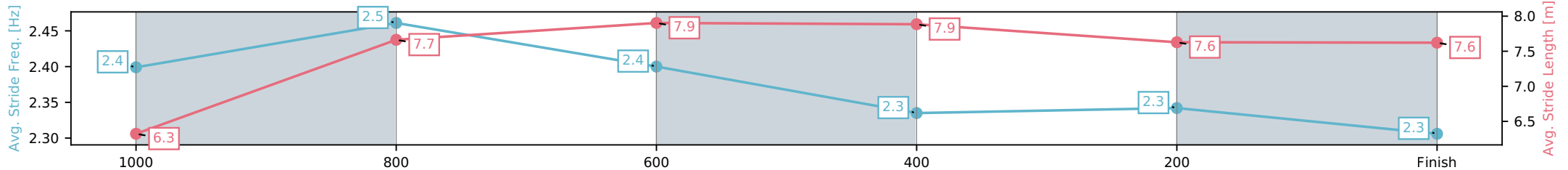
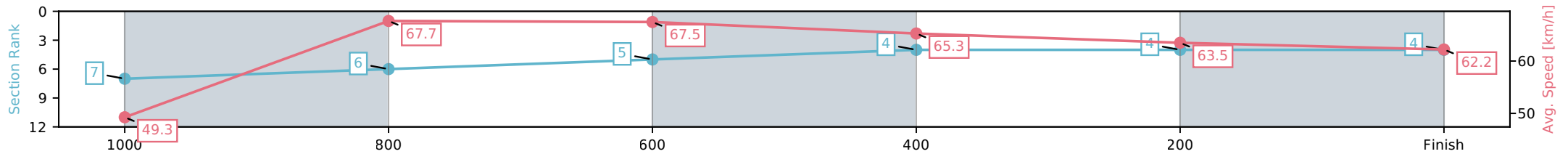
Horse/Jockey Name	Immediate/Bella Youngberry
Finish Rank	4
Fastest Section Time (Section)	0:10.73 (1000-800)
Top Speed [km/h] (Section)	69.3 (1000-800)
Race State	Finished



Aquis Park Gold Coast Poly QLD  
 Race 5: THE HUNTERS PUNTERS CUP BENCHMARK 58  
 Handicap - 1150m  
 02 May 2026 - 2:40PM  
 Track Rating: N/A, Weather: Overcast, Rail Position: True Entire Circuit



Section	L1150	L1000	L800	L600	L400	L200
Section Times	1:06.66 (0:11.03)	0:55.63 [6] (0:10.73)	0:44.90 [5] (0:10.79)	0:34.12 [4] (0:11.13)	0:22.98 [4] (0:11.40)	0:11.58 [4] (0:11.58)
Average Speed [km/h]	49.3	67.7	67.5	65.3	63.5	62.2
Top Speed [km/h]	64.9	69.3	68.6	68.2	64.2	63.8
Avg. Dist. to Rail [m]	7.2	3.5	1.8	2.0	3.0	4.6
Avg. Stride Freq. [Hz]	2.4	2.5	2.4	2.3	2.3	2.3
Avg. Stride Length [m]	6.3	7.7	7.9	7.9	7.6	7.6



- [ ] Ranking at each section and finish
- :-:- No data available at this section
- NA No data available

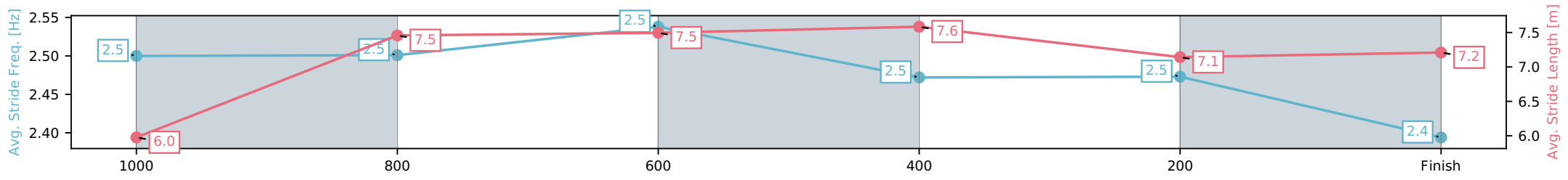
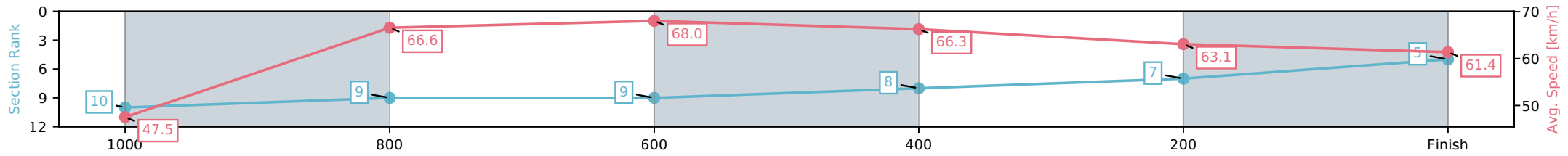
Horse/Jockey Name	Brave Emma/Amy Graham
Finish Rank	5
Fastest Section Time (Section)	0:10.75 (800-600)
Top Speed [km/h] (Section)	69.8 (800-600)
Race State	Finished



Aquis Park Gold Coast Poly QLD  
 Race 5: THE HUNTERS PUNTERS CUP BENCHMARK 58  
 Handicap - 1150m  
 02 May 2026 - 2:40PM  
 Track Rating: N/A, Weather: Overcast, Rail Position: True Entire Circuit



Section	L1150	L1000	L800	L600	L400	L200
Section Times	1:07.16 (0:11.42)	0:55.74 [9] (0:10.84)	0:44.89 [9] (0:10.75)	0:34.15 [8] (0:11.07)	0:23.08 [7] (0:11.46)	0:11.62 [5] (0:11.62)
Average Speed [km/h]	47.5	66.6	68.0	66.3	63.1	61.4
Top Speed [km/h]	66.2	68.0	69.8	68.3	64.2	63.9
Avg. Dist. to Rail [m]	3.3	0.8	2.9	3.7	3.3	7.3
Avg. Stride Freq. [Hz]	2.5	2.5	2.5	2.5	2.5	2.4
Avg. Stride Length [m]	6.0	7.5	7.5	7.6	7.1	7.2



[ ] Ranking at each section and finish  
 -.-.- No data available at this section  
 NA No data available

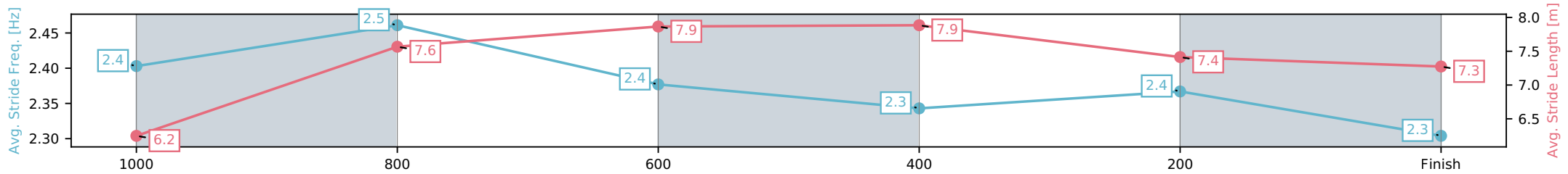
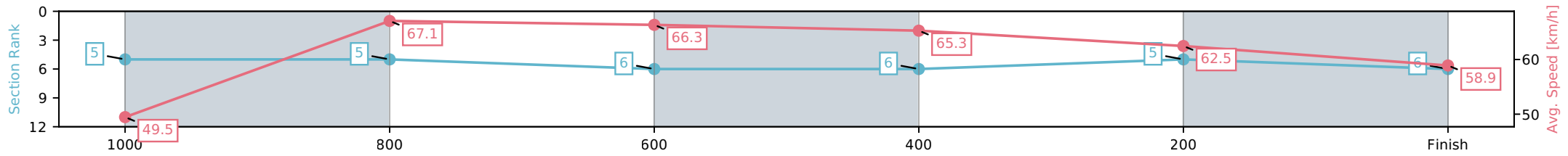
Horse/Jockey Name	Rock Lobster/Micheal Hellyer
Finish Rank	6
Fastest Section Time (Section)	0:10.77 (1000-800)
Top Speed [km/h] (Section)	69.6 (1000-800)
Race State	Finished



Aquis Park Gold Coast Poly QLD  
 Race 5: THE HUNTERS PUNTERS CUP BENCHMARK 58  
 Handicap - 1150m  
 02 May 2026 - 2:40PM  
 Track Rating: N/A, Weather: Overcast, Rail Position: True Entire Circuit



Section	L1150	L1000	L800	L600	L400	L200
Section Times	1:07.69 (0:10.96)	0:56.73 [5] (0:10.77)	0:45.96 [6] (0:10.93)	0:35.03 [6] (0:11.14)	0:23.88 [5] (0:11.59)	0:12.30 [6] (0:12.30)
Average Speed [km/h]	49.5	67.1	66.3	65.3	62.5	58.9
Top Speed [km/h]	64.8	69.6	68.0	67.9	63.2	61.4
Avg. Dist. to Rail [m]	3.2	0.9	1.5	2.2	3.4	4.6
Avg. Stride Freq. [Hz]	2.4	2.5	2.4	2.3	2.4	2.3
Avg. Stride Length [m]	6.2	7.6	7.9	7.9	7.4	7.3



[ ] Ranking at each section and finish  
 -:-:- No data available at this section  
 NA No data available

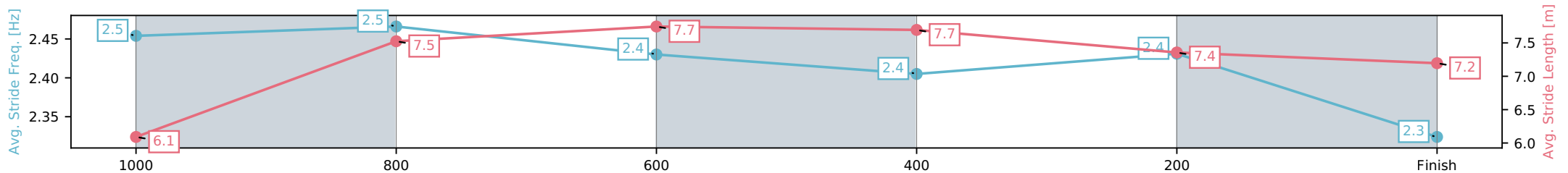
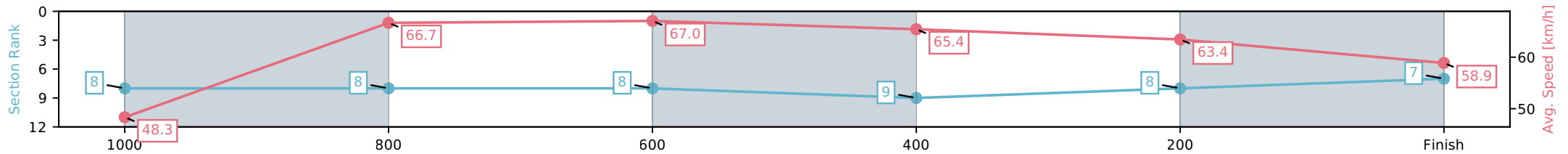
Horse/Jockey Name	Halfchance/Grady Spokes
Finish Rank	7
Fastest Section Time (Section)	0:10.83 (800-600)
Top Speed [km/h] (Section)	68.6 (1000-800)
Race State	Finished



Aquis Park Gold Coast Poly QLD  
 Race 5: THE HUNTERS PUNTERS CUP BENCHMARK 58  
 Handicap - 1150m  
 02 May 2026 - 2:40PM  
 Track Rating: N/A, Weather: Overcast, Rail Position: True Entire Circuit



Section	L1150	L1000	L800	L600	L400	L200
Section Times	1:07.90 (0:11.20)	0:56.70 [8] (0:10.86)	0:45.84 [8] (0:10.83)	0:35.01 [9] (0:11.23)	0:23.78 [8] (0:11.52)	0:12.26 [7] (0:12.26)
Average Speed [km/h]	48.3	66.7	67.0	65.4	63.4	58.9
Top Speed [km/h]	63.8	68.6	67.7	67.7	64.7	60.8
Avg. Dist. to Rail [m]	4.8	1.9	1.8	3.7	7.2	7.5
Avg. Stride Freq. [Hz]	2.5	2.5	2.4	2.4	2.4	2.3
Avg. Stride Length [m]	6.1	7.5	7.7	7.7	7.4	7.2



[ ] Ranking at each section and finish  
 -:-:- No data available at this section  
 NA No data available

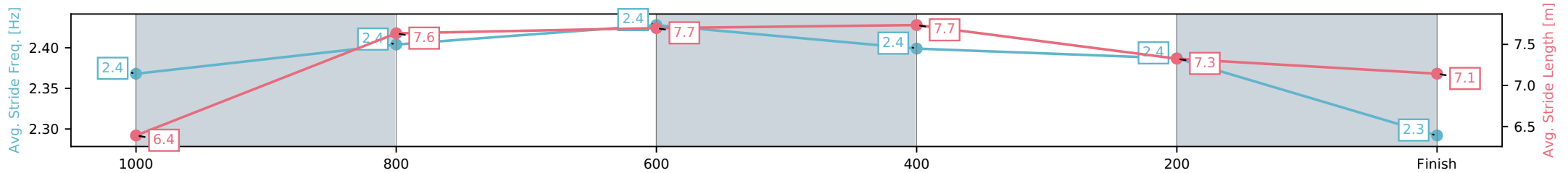
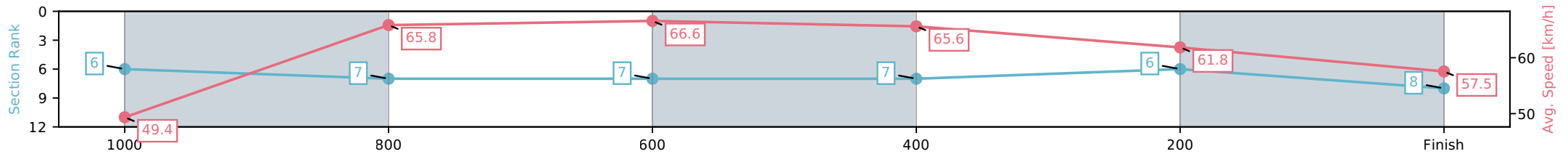
Horse/Jockey Name	Beitsoo/Colleen Krahen
Finish Rank	8
Fastest Section Time (Section)	0:10.87 (800-600)
Top Speed [km/h] (Section)	67.4 (600-400)
Race State	Finished



Aquis Park Gold Coast Poly QLD  
 Race 5: THE HUNTERS PUNTERS CUP BENCHMARK 58  
 Handicap - 1150m  
 02 May 2026 - 2:40PM  
 Track Rating: N/A, Weather: Overcast, Rail Position: True Entire Circuit



Section	L1150	L1000	L800	L600	L400	L200
Section Times	1:08.02 (0:10.98)	0:57.04 [7] (0:10.95)	0:46.09 [7] (0:10.87)	0:35.22 [7] (0:11.04)	0:24.19 [6] (0:11.66)	0:12.52 [8] (0:12.52)
Average Speed [km/h]	49.4	65.8	66.6	65.6	61.8	57.5
Top Speed [km/h]	64.1	67.3	67.3	67.4	62.9	60.4
Avg. Dist. to Rail [m]	2.1	0.5	1.1	1.2	1.6	2.9
Avg. Stride Freq. [Hz]	2.4	2.4	2.4	2.4	2.4	2.3
Avg. Stride Length [m]	6.4	7.6	7.7	7.7	7.3	7.1



[ ] Ranking at each section and finish  
 -:-:- No data available at this section  
 NA No data available

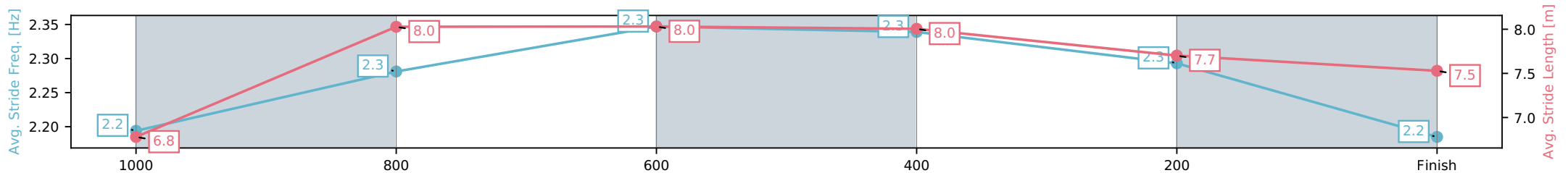
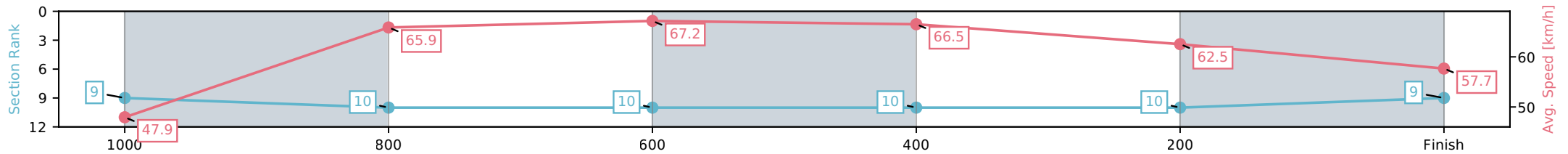
Horse/Jockey Name	Eastown/Georgina Cartwright
Finish Rank	9
Fastest Section Time (Section)	0:10.90 (800-600)
Top Speed [km/h] (Section)	68.3 (600-400)
Race State	Finished



Aquis Park Gold Coast Poly QLD  
 Race 5: THE HUNTERS PUNTERS CUP BENCHMARK 58  
 Handicap - 1150m  
 02 May 2026 - 2:40PM  
 Track Rating: N/A, Weather: Overcast, Rail Position: True Entire Circuit



Section	L1150	L1000	L800	L600	L400	L200
Section Times	1:08.24 (0:11.31)	0:56.93 [10] (0:11.02)	0:45.91 [10] (0:10.90)	0:35.01 [10] (0:10.93)	0:24.08 [10] (0:11.58)	0:12.50 [9] (0:12.50)
Average Speed [km/h]	47.9	65.9	67.2	66.5	62.5	57.7
Top Speed [km/h]	63.2	67.3	68.1	68.3	63.8	60.7
Avg. Dist. to Rail [m]	6.8	3.2	2.8	2.2	4.2	6.1
Avg. Stride Freq. [Hz]	2.2	2.3	2.3	2.3	2.3	2.2
Avg. Stride Length [m]	6.8	8.0	8.0	8.0	7.7	7.5



[ ] Ranking at each section and finish  
 -:-:- No data available at this section  
 NA No data available

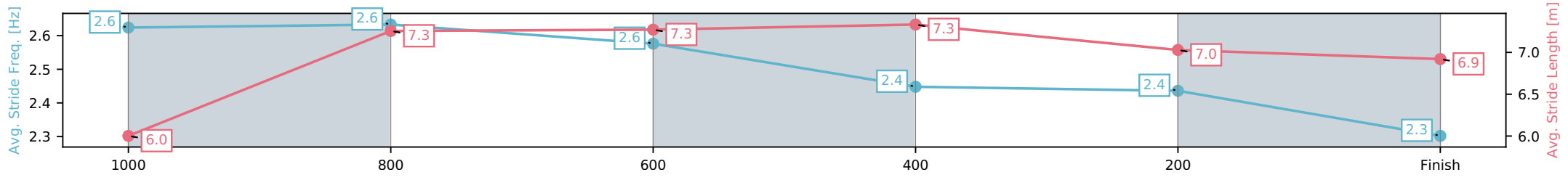
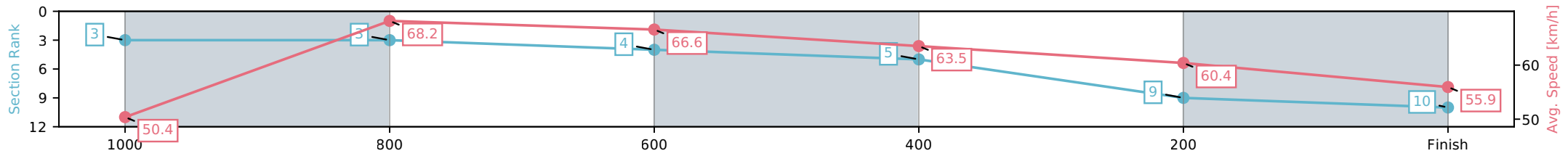
Horse/Jockey Name	Sea Warning/Leah Martyn
Finish Rank	10
Fastest Section Time (Section)	0:10.66 (1000-800)
Top Speed [km/h] (Section)	68.9 (1000-800)
Race State	Finished



Aquis Park Gold Coast Poly QLD  
 Race 5: THE HUNTERS PUNTERS CUP BENCHMARK 58  
 Handicap - 1150m  
 02 May 2026 - 2:40PM  
 Track Rating: N/A, Weather: Overcast, Rail Position: True Entire Circuit



Section	L1150	L1000	L800	L600	L400	L200
Section Times	1:08.53 (0:10.75)	0:57.78 [3] (0:10.66)	0:47.12 [4] (0:10.95)	0:36.17 [5] (0:11.41)	0:24.76 [9] (0:11.93)	0:12.83 [10] (0:12.83)
Average Speed [km/h]	50.4	68.2	66.6	63.5	60.4	55.9
Top Speed [km/h]	67.3	68.9	67.4	66.3	63.5	58.4
Avg. Dist. to Rail [m]	7.7	3.3	2.3	1.3	2.3	5.2
Avg. Stride Freq. [Hz]	2.6	2.6	2.6	2.4	2.4	2.3
Avg. Stride Length [m]	6.0	7.3	7.3	7.3	7.0	6.9



[ ] Ranking at each section and finish  
 -:-:- No data available at this section  
 NA No data available



**Aquis Park Gold Coast Poly QLD -**  
**Race 6: SNOWY'S PAINTING BENCHMARK 62 Handicap - 2000m**  
 02 May 2026 - 3:14PM



Track Rating: N/A, Weather: Overcast, Rail Position: True Entire Circuit

Field Times  
(Race Tempo)                      2:00.79      1:47.17      1:35.74      1:23.91      1:11.85      0:59.66      0:47.17      0:34.62  
 (0:13.62)      (0:11.43)      (0:11.83)      (0:12.06)      (0:12.19)      (0:12.48)      (0:12.55)      (0:11.36)

Rank	TAB#	Horse	Overall Time	First 400m	Top Speed km/h (Section)	L2000	L1800	L1600	L1400	L1200	L1000	L800	L600
	(BAR#)	Jockey	Margin (DT-W)	Last 600m	Fastest Section (Time)	Start - 1800	1800 - 1600	1600 - 1400	1400 - 1200	1200 - 1000	1000 - 800	800 - 600	600 - 400
1	3	Humanity	2:00.79	0:25.14	65.6 (1800-1600)	2:00.79	1:47.02 [2]	1:35.65 [2]	1:23.71 [4]	1:11.45 [4]	0:59.20 [4]	0:46.72 [3]	0:34.62 [1]
	(12)	Jaden Lloyd		0:34.61	600-400 (0:11.36)	(0:13.77)	(0:11.37)	(0:11.93)	(0:12.27)	(0:12.24)	(0:12.48)	(0:12.10)	(0:11.36)
2	6	Pepe	2:02.12	0:25.80	64.5 (1800-1600)	2:02.12	1:47.85 [11]	1:36.32 [10]	1:24.32 [10]	1:12.11 [10]	0:59.98 [9]	0:47.60 [8]	0:35.26 [8]
	(7)	Benjamin Osmond	7.9L (-4)	0:35.26	1800-1600 (0:11.53)	(0:14.27)	(0:11.53)	(0:12.00)	(0:12.21)	(0:12.13)	(0:12.38)	(0:12.34)	(0:11.83)
3	10	Hurricane Rosie	2:02.57	0:25.33	63.9 (1800-1600)	2:02.57	1:48.70 [3]	1:37.24 [5]	1:25.35 [5]	1:13.10 [5]	1:00.88 [5]	0:48.47 [4]	0:36.05 [4]
	(1)	Luke Dempsey	10.5L (+1)	0:36.06	1800-1600 (0:11.46)	(0:13.87)	(0:11.46)	(0:11.89)	(0:12.25)	(0:12.22)	(0:12.41)	(0:12.41)	(0:11.94)
4	16	Brave Boy	2:02.64	0:26.08	65.3 (1800-1600)	2:02.64	1:47.93 [12]	1:36.56 [12]	1:24.51 [12]	1:12.26 [12]	1:00.19 [12]	0:47.85 [12]	0:35.58 [11]
	(8)	Fred Larson	10.9L (-2)	0:35.58	1800-1600 (0:11.37)	(0:14.71)	(0:11.37)	(0:12.06)	(0:12.25)	(0:12.07)	(0:12.34)	(0:12.27)	(0:11.88)
5	4	Launcher	2:02.79	0:25.81	64.2 (2000 - 1800)	2:02.79	1:48.67 [8]	1:36.97 [11]	1:24.96 [11]	1:12.59 [11]	1:00.44 [11]	0:48.01 [11]	0:35.75 [10]
	(9)	Karl Zechner	11.8L (+5)	0:35.75	1800-1600 (0:11.69)	(0:14.12)	(0:11.69)	(0:12.02)	(0:12.37)	(0:12.14)	(0:12.43)	(0:12.26)	(0:11.92)
6	9	Brain Wave	2:02.81	0:25.64	63.9 (2000 - 1800)	2:02.81	1:48.86 [5]	1:37.16 [8]	1:25.17 [8]	1:12.86 [8]	1:00.77 [8]	0:48.22 [10]	0:35.79 [9]
	(5)	Brandon Lerena	11.9L (+5)	0:35.79	200-0 (0:11.68)	(0:13.95)	(0:11.69)	(0:11.99)	(0:12.31)	(0:12.10)	(0:12.55)	(0:12.42)	(0:12.20)
7	7	Willie Or Wong He	2:02.96	0:25.72	65.4 (2000 - 1800)	2:02.96	1:48.76 [10]	1:37.24 [9]	1:25.25 [9]	1:12.99 [9]	1:00.82 [9]	0:48.44 [8]	0:36.12 [7]
	(6)	Danny Peisley	12.8L (-3)	0:36.11	1800-1600 (0:11.52)	(0:14.20)	(0:11.52)	(0:11.99)	(0:12.26)	(0:12.16)	(0:12.38)	(0:12.32)	(0:11.76)
8	5	Sly Corner	2:02.99	0:25.49	64.6 (2000 - 1800)	2:02.99	1:49.00 [6]	1:37.50 [6]	1:25.55 [6]	1:13.21 [7]	1:01.10 [7]	0:48.66 [7]	0:36.40 [5]
	(4)	Micheal Hellyer	12.9L (+5)	0:36.40	1800-1600 (0:11.50)	(0:13.99)	(0:11.50)	(0:11.95)	(0:12.34)	(0:12.11)	(0:12.44)	(0:12.26)	(0:11.93)
9	2	Amahni's Girl	2:03.23	0:25.22	65.1 (1800-1600)	2:03.23	1:49.30 [4]	1:38.00 [3]	1:26.32 [2]	1:14.16 [2]	1:01.85 [3]	0:49.36 [2]	0:36.96 [3]
	(10)	Bella Youngberry	14.4L (+2)	0:36.96	1800-1600 (0:11.29)	(0:13.93)	(0:11.29)	(0:11.68)	(0:12.17)	(0:12.31)	(0:12.49)	(0:12.40)	(0:12.09)
10	15	Maurita	2:03.64	0:25.58	63.5 (1800-1600)	2:03.64	1:49.52 [7]	1:38.06 [7]	1:26.14 [7]	1:13.94 [6]	1:01.82 [6]	0:49.41 [6]	0:36.98 [6]
	(3)	Jason Taylor	16.8L (-2)	0:36.98	1800-1600 (0:11.46)	(0:14.12)	(0:11.46)	(0:11.91)	(0:12.21)	(0:12.12)	(0:12.41)	(0:12.43)	(0:12.34)

Scratched: Watermelon (#1), Tuki Twelve (#8), Papal Miss (#11), Seeress (#14)

Report Created: Sat 02 May 2026

(Note: Races are conducted over an approximate distance as close as possible to the advertised distance, and recorded data may vary accordingly. Official times refer to race times only and do not include handicap times.)

[ ] Position in running at each section and finish    TAB# Saddle cloth number  
 -:--: No data available at this section                BAR# Barrier/Gate Position  
 NA No data available                                        DNF Did not finish  
 DNT Did not track    DT-W Distance travelled compared to winner in metres

Fastest split  
 Fastest section





Aquis Park Gold Coast Poly QLD -  
 Race 6: SNOWY'S PAINTING BENCHMARK 62 Handicap - 2000m  
 02 May 2026 - 3:14PM



Track Rating: N/A, Weather: Overcast, Rail Position: True Entire Circuit

Field Times (Race Tempo)      2:00.79 (0:13.62)    1:47.17 (0:11.43)    1:35.74 (0:11.83)    1:23.91 (0:12.06)    1:11.85 (0:12.19)    0:59.66 (0:12.48)    0:47.17 (0:12.55)    0:34.62 (0:11.36)

Rank	TAB#	Horse	Overall Time	First 400m	Top Speed km/h (Section)	L2000	L1800	L1600	L1400	L1200	L1000	L800	L600
	(BAR#)	Jockey	Margin (DT-W)	Last 600m	Fastest Section (Time)	Start - 1800	1800 - 1600	1600 - 1400	1400 - 1200	1200 - 1000	1000 - 800	800 - 600	600 - 400
11	12	Quick Shot	2:03.69	0:25.05	64.2 (1800-1600)	2:03.69	1:50.07 [1]	1:38.64 [1]	1:26.76 [3]	1:14.75 [1]	1:02.56 [1]	0:50.07 [1]	0:37.49 [2]
	(2)	Leah Martyn	17.1L (-3)	0:37.49	1800-1600 (0:11.43)	(0:13.62)	(0:11.43)	(0:11.88)	(0:12.01)	(0:12.19)	(0:12.48)	(0:12.58)	(0:12.03)
12	13	Smelter	2:09.60	0:25.30	66.5 (1800-1600)	2:09.60	1:55.43 [9]	1:44.30 [4]	1:32.72 [1]	1:20.47 [3]	1:08.22 [2]	0:55.48 [5]	0:42.46 [12]
	(11)	Amy Graham	51.8L (+9)	0:42.46	1800-1600 (0:11.13)	(0:14.17)	(0:11.13)	(0:11.58)	(0:12.25)	(0:12.25)	(0:12.74)	(0:13.03)	(0:13.42)

Scratched: Watermelon (#1), Tuki Twelve (#8), Papal Miss (#11), Seeress (#14)



**Aquis Park Gold Coast Poly QLD -  
Race 6: SNOWY'S PAINTING BENCHMARK 62 Handicap - 2000m  
02 May 2026 - 3:14PM**



Track Rating: N/A, Weather: Overcast, Rail Position: True Entire Circuit

Field Times                      0:23.26      0:11.88  
(Race Tempo)                      (0:11.37)      (0:11.88)

Rank	TAB#	Horse	Overall Time	First 400m	Top Speed km/h (Section)	L400	L200						
	(BAR#)	Jockey	Margin (DT-W)	Last 600m	Fastest Section (Time)	400 - 200	200 - Finish						
1	3	Humanity	2:00.79	0:25.14	65.6 (1800-1600)	0:23.26 [1]	0:11.88 [1]						
	(12)	Jaden Lloyd		0:34.61	600-400 (0:11.36)	(0:11.37)	(0:11.88)						
2	6	Pepe	2:02.12	0:25.80	64.5 (1800-1600)	0:23.43 [7]	0:11.73 [3]						
	(7)	Benjamin Osmond	7.9L (-4)	0:35.26	1800-1600 (0:11.53)	(0:11.70)	(0:11.73)						
3	10	Hurricane Rosie	2:02.57	0:25.33	63.9 (1800-1600)	0:24.12 [4]	0:12.25 [2]						
	(1)	Luke Dempsey	10.5L (+1)	0:36.06	1800-1600 (0:11.46)	(0:11.87)	(0:12.25)						
4	16	Brave Boy	2:02.64	0:26.08	65.3 (1800-1600)	0:23.71 [8]	0:12.02 [7]						
	(8)	Fred Larson	10.9L (-2)	0:35.58	1800-1600 (0:11.37)	(0:11.68)	(0:12.02)						
5	4	Launcher	2:02.79	0:25.81	64.2 (2000 - 1800)	0:23.83 [9]	0:11.89 [9]						
	(9)	Karl Zechner	11.8L (+5)	0:35.75	1800-1600 (0:11.69)	(0:11.94)	(0:11.89)						
6	9	Brain Wave	2:02.81	0:25.64	63.9 (2000 - 1800)	0:23.60 [11]	0:11.68 [10]						
	(5)	Brandon Lerena	11.9L (+5)	0:35.79	200-0 (0:11.68)	(0:11.91)	(0:11.68)						
7	7	Willie Or Wong He	2:02.96	0:25.72	65.4 (2000 - 1800)	0:24.36 [6]	0:12.24 [8]						
	(6)	Danny Peisley	12.8L (-3)	0:36.11	1800-1600 (0:11.52)	(0:12.11)	(0:12.24)						
8	5	Sly Corner	2:02.99	0:25.49	64.6 (2000 - 1800)	0:24.48 [5]	0:12.37 [6]						
	(4)	Micheal Hellyer	12.9L (+5)	0:36.40	1800-1600 (0:11.50)	(0:12.10)	(0:12.37)						
9	2	Amahni's Girl	2:03.23	0:25.22	65.1 (1800-1600)	0:24.87 [3]	0:12.66 [4]						
	(10)	Bella Youngberry	14.4L (+2)	0:36.96	1800-1600 (0:11.29)	(0:12.21)	(0:12.66)						
10	15	Maurita	2:03.64	0:25.58	63.5 (1800-1600)	0:24.64 [10]	0:12.35 [11]						
	(3)	Jason Taylor	16.8L (-2)	0:36.98	1800-1600 (0:11.46)	(0:12.29)	(0:12.35)						

Scratched: Watermelon (#1), Tuki Twelve (#8), Papal Miss (#11), Seeress (#14)

Report Created: Sat 02 May 2026

(Note: Races are conducted over an approximate distance as close as possible to the advertised distance, and recorded data may vary accordingly. Official times refer to race times only and do not include handicap times.)

[ ] Position in running at each section and finish    TAB# Saddle cloth number  
 -:-- No data available at this section                    BAR# Barrier/Gate Position  
 NA No data available    DNF Did not finish  
 DNT Did not track     DT-W Distance travelled compared to winner in metres

Fastest split  
 Fastest section



Aquis Park Gold Coast Poly QLD -  
 Race 6: SNOWY'S PAINTING BENCHMARK 62 Handicap - 2000m  
 02 May 2026 - 3:14PM



Track Rating: N/A, Weather: Overcast, Rail Position: True Entire Circuit

Field Times                      0:23.26      0:11.88  
 (Race Tempo)                    (0:11.37)    (0:11.88)

Rank	TAB#	Horse	Overall Time	First 400m	Top Speed km/h (Section)	L400	L200						
	(BAR#)	Jockey	Margin (DT-W)	Last 600m	Fastest Section (Time)	400 - 200	200 - Finish						
11	12	Quick Shot	2:03.69	0:25.05	64.2 (1800-1600)	0:25.46 [2]	0:13.07 [5]						
	(2)	Leah Martyn	17.1L (-3)	0:37.49	1800-1600 (0:11.43)	(0:12.39)	(0:13.07)						
12	13	Smelter	2:09.60	0:25.30	66.5 (1800-1600)	0:29.03 [12]	0:14.68 [12]						
	(11)	Amy Graham	51.8L (+9)	0:42.46	1800-1600 (0:11.13)	(0:14.36)	(0:14.68)						

Scratched: Watermelon (#1), Tuki Twelve (#8), Papal Miss (#11), Seeress (#14)

Report Created: Sat 02 May 2026

(Note: Races are conducted over an approximate distance as close as possible to the advertised distance, and recorded data may vary accordingly. Official times refer to race times only and do not include handicap times.)

[ ] Position in running at each section and finish    TAB# Saddle cloth number

Fastest split

-:--:-- No data available at this section

BAR# Barrier/Gate Position

Fastest section

NA No data available

DNF Did not finish

DNT Did not track

DT-W Distance travelled compared to winner in metres

Horse/Jockey Name	Humanity/Jaden Lloyd
Finish Rank	1
Fastest Section Time (Section)	0:11.36 (600-400)
Top Speed [km/h] (Section)	65.6 (1800-1600)
Race State	Finished



Aquis Park Gold Coast Poly QLD

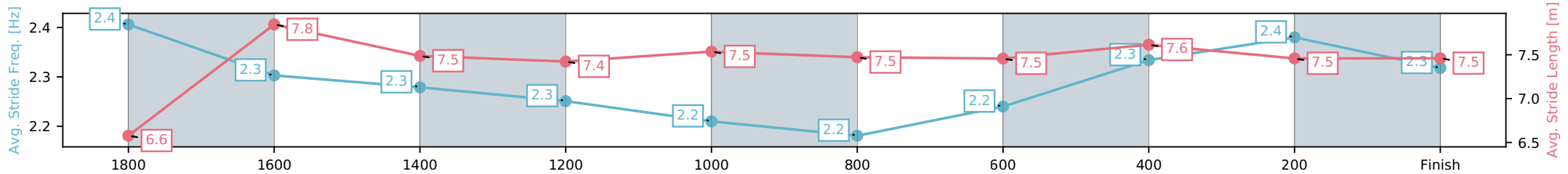
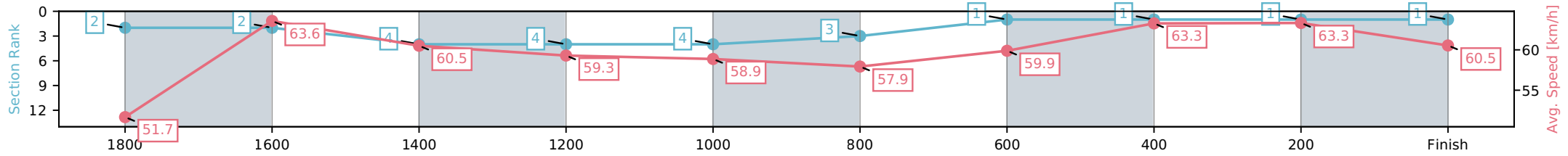
Race 6: SNOWY'S PAINTING BENCHMARK 62 Handicap - 2000m



02 May 2026 - 3:14PM

Track Rating: N/A, Weather: Overcast, Rail Position: True Entire Circuit

Section	L2000	L1800	L1600	L1400	L1200	L1000	L800	L600	L400	L200
Section Times	2:00.79 (0:13.77)	1:47.02 [2] (0:11.37)	1:35.65 [4] (0:11.93)	1:23.71 [4] (0:12.27)	1:11.45 [4] (0:12.24)	0:59.20 [3] (0:12.48)	0:46.72 [1] (0:12.10)	0:34.62 [1] (0:11.36)	0:23.26 [1] (0:11.37)	0:11.88 [1] (0:11.88)
Average Speed [km/h]	51.7	63.6	60.5	59.3	58.9	57.9	59.9	63.3	63.3	60.5
Top Speed [km/h]	65.5	65.6	61.1	60.1	60.0	58.5	62.9	64.0	64.3	63.6
Avg. Dist. to Rail [m]	8.1	1.5	1.5	1.3	1.8	2.0	1.1	0.7	0.9	2.3
Avg. Stride Freq. [Hz]	2.4	2.3	2.3	2.3	2.2	2.2	2.2	2.3	2.4	2.3
Avg. Stride Length [m]	6.6	7.8	7.5	7.4	7.5	7.5	7.5	7.6	7.5	7.5



[ ] Ranking at each section and finish  
 -:-:- No data available at this section  
 NA No data available

Horse/Jockey Name	Pepe/Benjamin Osmond
Finish Rank	2
Fastest Section Time (Section)	0:11.53 (1800-1600)
Top Speed [km/h] (Section)	64.5 (1800-1600)
Race State	Finished



Aquis Park Gold Coast Poly QLD

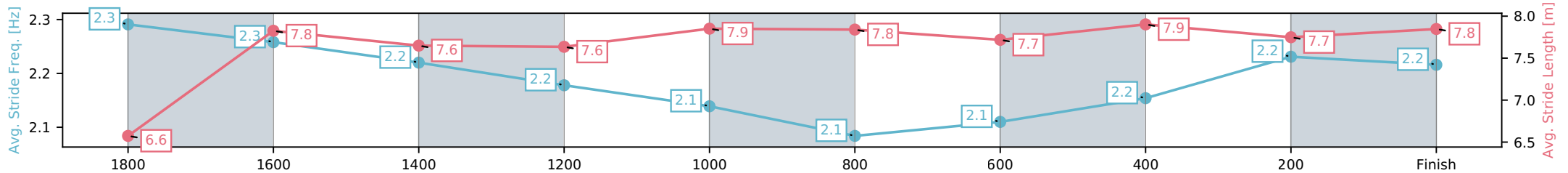
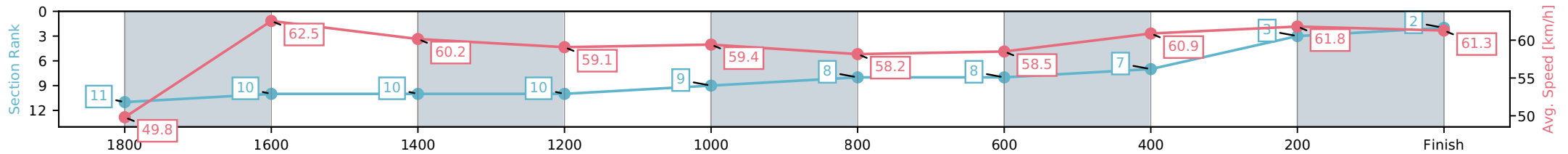
Race 6: SNOWY'S PAINTING BENCHMARK 62 Handicap - 2000m

02 May 2026 - 3:14PM



Track Rating: N/A, Weather: Overcast, Rail Position: True Entire Circuit

Section	L2000	L1800	L1600	L1400	L1200	L1000	L800	L600	L400	L200
Section Times	2:02.12 (0:14.27)	1:47.85 [10] (0:11.53)	1:36.32 [10] (0:12.00)	1:24.32 [10] (0:12.21)	1:12.11 [9] (0:12.13)	0:59.98 [8] (0:12.38)	0:47.60 [8] (0:12.34)	0:35.26 [7] (0:11.83)	0:23.43 [3] (0:11.70)	0:11.73 [2] (0:11.73)
Average Speed [km/h]	49.8	62.5	60.2	59.1	59.4	58.2	58.5	60.9	61.8	61.3
Top Speed [km/h]	64.5	64.5	61.7	59.7	60.4	58.5	60.4	61.4	62.5	62.5
Avg. Dist. to Rail [m]	3.2	0.4	0.7	0.3	0.7	0.5	0.4	0.5	3.9	6.7
Avg. Stride Freq. [Hz]	2.3	2.3	2.2	2.2	2.1	2.1	2.1	2.2	2.2	2.2
Avg. Stride Length [m]	6.6	7.8	7.6	7.6	7.9	7.8	7.7	7.9	7.7	7.8



- [ ] Ranking at each section and finish
- :-:- No data available at this section
- NA No data available

Horse/Jockey Name	Hurricane Rosie/Luke Dempsey
Finish Rank	3
Fastest Section Time (Section)	0:11.46 (1800-1600)
Top Speed [km/h] (Section)	63.9 (1800-1600)
Race State	Finished



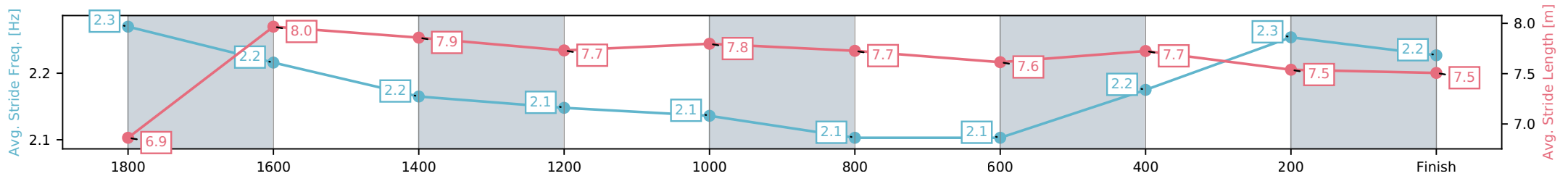
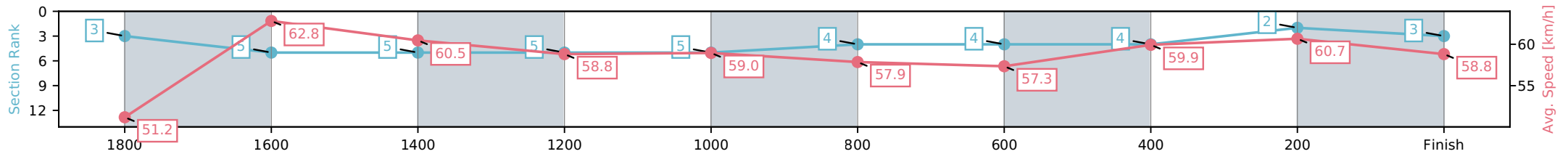
Aquis Park Gold Coast Poly QLD  
 Race 6: SNOWY'S PAINTING BENCHMARK 62 Handicap - 2000m



02 May 2026 - 3:14PM

Track Rating: N/A, Weather: Overcast, Rail Position: True Entire Circuit

Section	L2000	L1800	L1600	L1400	L1200	L1000	L800	L600	L400	L200
Section Times	2:02.57 (0:13.87)	1:48.70 [5] (0:11.46)	1:37.24 [5] (0:11.89)	1:25.35 [5] (0:12.25)	1:13.10 [5] (0:12.22)	1:00.88 [4] (0:12.41)	0:48.47 [4] (0:12.41)	0:36.05 [4] (0:11.94)	0:24.12 [2] (0:11.87)	0:12.25 [3] (0:12.25)
Average Speed [km/h]	51.2	62.8	60.5	58.8	59.0	57.9	57.3	59.9	60.7	58.8
Top Speed [km/h]	63.1	63.9	61.0	60.1	60.4	58.7	58.9	60.5	61.6	60.5
Avg. Dist. to Rail [m]	0.5	0.3	0.3	0.1	0.2	0.6	1.8	1.1	1.9	4.4
Avg. Stride Freq. [Hz]	2.3	2.2	2.2	2.1	2.1	2.1	2.1	2.2	2.3	2.2
Avg. Stride Length [m]	6.9	8.0	7.9	7.7	7.8	7.7	7.6	7.7	7.5	7.5



- [ ] Ranking at each section and finish
- :-:- No data available at this section
- NA No data available

Horse/Jockey Name	Brave Boy/Fred Larson
Finish Rank	4
Fastest Section Time (Section)	0:11.37 (1800-1600)
Top Speed [km/h] (Section)	65.3 (1800-1600)
Race State	Finished



Aquis Park Gold Coast Poly QLD

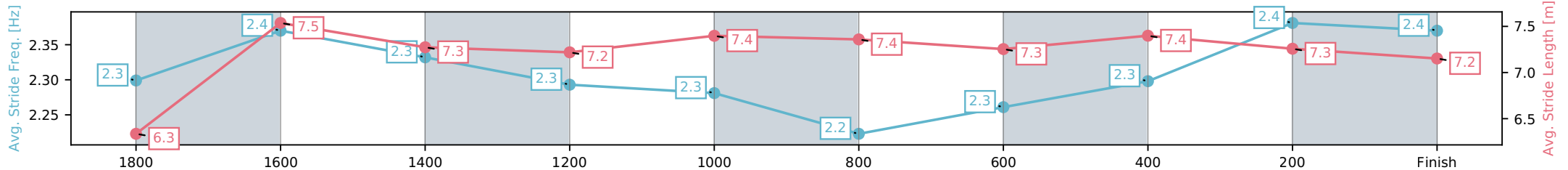
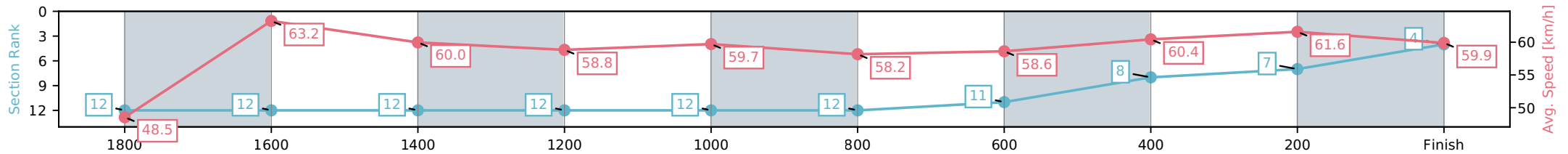
Race 6: SNOWY'S PAINTING BENCHMARK 62 Handicap - 2000m

02 May 2026 - 3:14PM



Track Rating: N/A, Weather: Overcast, Rail Position: True Entire Circuit

Section	L2000	L1800	L1600	L1400	L1200	L1000	L800	L600	L400	L200
Section Times	2:02.64 (0:14.71)	1:47.93 [12] (0:11.37)	1:36.56 [12] (0:12.06)	1:24.51 [12] (0:12.25)	1:12.26 [12] (0:12.07)	1:00.19 [12] (0:12.34)	0:47.85 [11] (0:12.27)	0:35.58 [8] (0:11.88)	0:23.71 [7] (0:11.68)	0:12.02 [4] (0:12.02)
Average Speed [km/h]	48.5	63.2	60.0	58.8	59.7	58.2	58.6	60.4	61.6	59.9
Top Speed [km/h]	64.4	65.3	61.2	59.6	60.6	59.6	61.2	61.5	62.2	60.9
Avg. Dist. to Rail [m]	3.8	0.2	1.4	0.5	0.1	0.3	0.4	0.4	0.8	1.6
Avg. Stride Freq. [Hz]	2.3	2.4	2.3	2.3	2.3	2.2	2.3	2.3	2.4	2.4
Avg. Stride Length [m]	6.3	7.5	7.3	7.2	7.4	7.4	7.3	7.4	7.3	7.2



- [ ] Ranking at each section and finish
- :-:- No data available at this section
- NA No data available

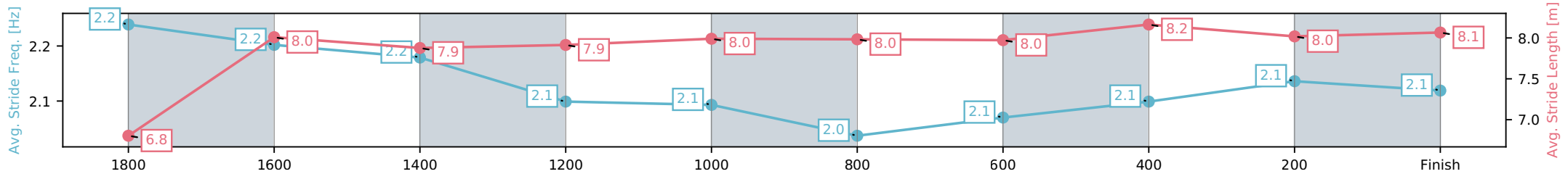
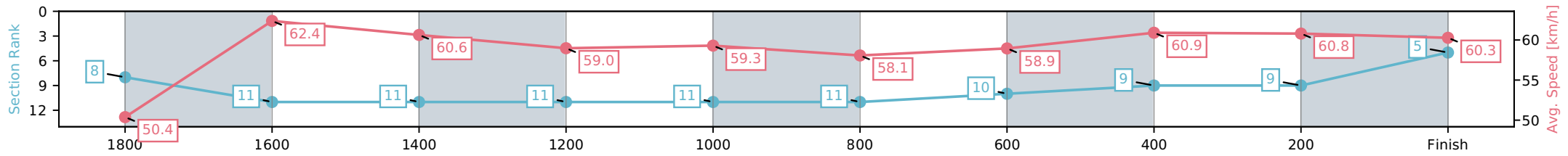
Horse/Jockey Name	Launcher/Karl Zechner
Finish Rank	5
Fastest Section Time (Section)	0:11.69 (1800-1600)
Top Speed [km/h] (Section)	64.2 (2000 - 1800)
Race State	Finished



Aquis Park Gold Coast Poly QLD  
 Race 6: SNOWY'S PAINTING BENCHMARK 62 Handicap - 2000m  
 02 May 2026 - 3:14PM  
 Track Rating: N/A, Weather: Overcast, Rail Position: True Entire Circuit



Section	L2000	L1800	L1600	L1400	L1200	L1000	L800	L600	L400	L200
Section Times	2:02.79 (0:14.12)	1:48.67 [11] (0:11.69)	1:36.97 [11] (0:12.02)	1:24.96 [11] (0:12.37)	1:12.59 [11] (0:12.14)	1:00.44 [11] (0:12.43)	0:48.01 [10] (0:12.26)	0:35.75 [9] (0:11.92)	0:23.83 [9] (0:11.94)	0:11.89 [5] (0:11.89)
Average Speed [km/h]	50.4	62.4	60.6	59.0	59.3	58.1	58.9	60.9	60.8	60.3
Top Speed [km/h]	64.2	63.9	61.7	60.2	60.5	59.2	61.2	61.7	61.3	61.0
Avg. Dist. to Rail [m]	5.9	3.3	2.9	1.8	1.8	1.1	0.8	1.8	4.8	6.7
Avg. Stride Freq. [Hz]	2.2	2.2	2.2	2.1	2.1	2.0	2.1	2.1	2.1	2.1
Avg. Stride Length [m]	6.8	8.0	7.9	7.9	8.0	8.0	8.0	8.2	8.0	8.1



[ ] Ranking at each section and finish  
 -:-:- No data available at this section  
 NA No data available

Horse/Jockey Name	Brain Wave/Brandon Lerena
Finish Rank	6
Fastest Section Time (Section)	0:11.68 (200-0)
Top Speed [km/h] (Section)	63.9 (2000 - 1800)
Race State	Finished



Aquis Park Gold Coast Poly QLD

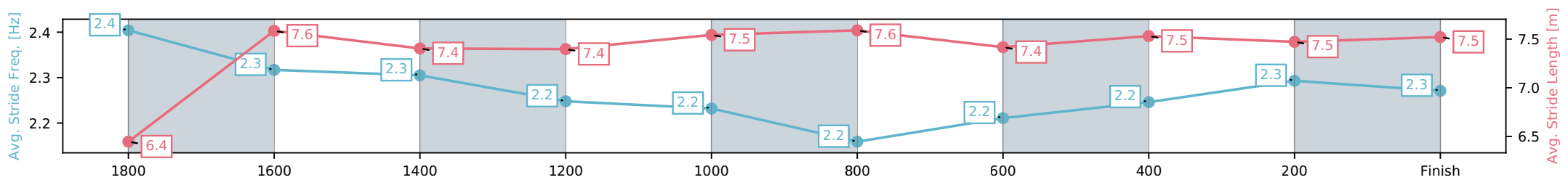
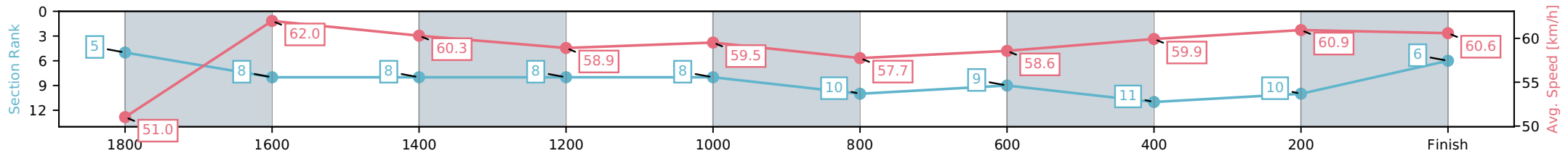
Race 6: SNOWY'S PAINTING BENCHMARK 62 Handicap - 2000m

02 May 2026 - 3:14PM



Track Rating: N/A, Weather: Overcast, Rail Position: True Entire Circuit

Section	L2000	L1800	L1600	L1400	L1200	L1000	L800	L600	L400	L200
Section Times	2:02.81 (0:13.95)	1:48.86 [8] (0:11.69)	1:37.16 [8] (0:11.99)	1:25.17 [8] (0:12.31)	1:12.86 [8] (0:12.10)	1:00.77 [10] (0:12.55)	0:48.22 [9] (0:12.42)	0:35.79 [11] (0:12.20)	0:23.60 [10] (0:11.91)	0:11.68 [6] (0:11.68)
Average Speed [km/h]	51.0	62.0	60.3	58.9	59.5	57.7	58.6	59.9	60.9	60.6
Top Speed [km/h]	63.9	63.7	61.7	59.5	60.4	58.1	60.9	61.2	61.6	61.4
Avg. Dist. to Rail [m]	2.5	2.0	1.4	0.9	2.7	2.3	1.9	2.9	6.6	9.6
Avg. Stride Freq. [Hz]	2.4	2.3	2.3	2.2	2.2	2.2	2.2	2.2	2.3	2.3
Avg. Stride Length [m]	6.4	7.6	7.4	7.4	7.4	7.5	7.6	7.4	7.5	7.5



[ ] Ranking at each section and finish  
 -:-:- No data available at this section  
 NA No data available

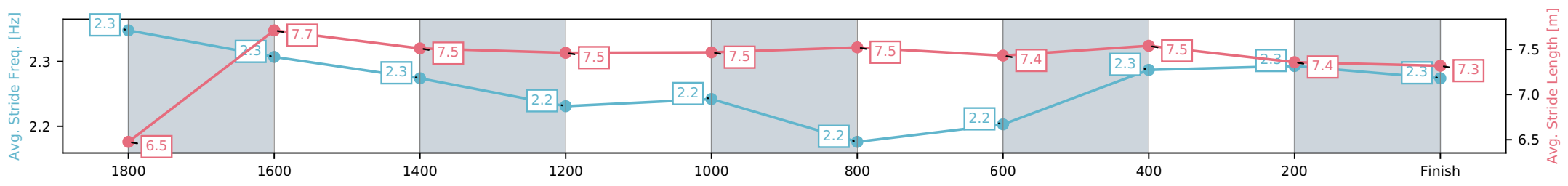
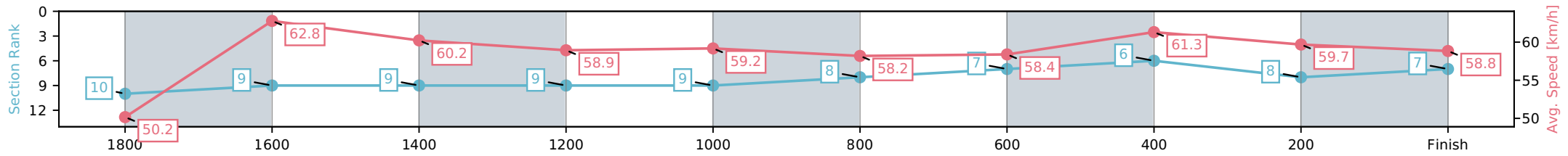
Horse/Jockey Name	Willie Or Wong He/Danny Peisley
Finish Rank	7
Fastest Section Time (Section)	0:11.52 (1800-1600)
Top Speed [km/h] (Section)	65.4 (2000 - 1800)
Race State	Finished



Aquis Park Gold Coast Poly QLD  
 Race 6: SNOWY'S PAINTING BENCHMARK 62 Handicap - 2000m  
 02 May 2026 - 3:14PM  
 Track Rating: N/A, Weather: Overcast, Rail Position: True Entire Circuit



Section	L2000	L1800	L1600	L1400	L1200	L1000	L800	L600	L400	L200
Section Times	2:02.96 (0:14.20)	1:48.76 [9] (0:11.52)	1:37.24 [9] (0:11.99)	1:25.25 [9] (0:12.26)	1:12.99 [9] (0:12.16)	1:00.82 [8] (0:12.38)	0:48.44 [7] (0:12.32)	0:36.12 [6] (0:11.76)	0:24.36 [8] (0:12.11)	0:12.24 [7] (0:12.24)
Average Speed [km/h]	50.2	62.8	60.2	58.9	59.2	58.2	58.4	61.3	59.7	58.8
Top Speed [km/h]	65.4	65.2	62.0	59.5	60.4	59.3	60.9	61.9	61.0	59.5
Avg. Dist. to Rail [m]	3.6	1.6	1.0	0.5	1.0	0.8	0.2	0.5	3.9	5.4
Avg. Stride Freq. [Hz]	2.3	2.3	2.3	2.2	2.2	2.2	2.2	2.3	2.3	2.3
Avg. Stride Length [m]	6.5	7.7	7.5	7.5	7.5	7.5	7.4	7.5	7.4	7.3



[ ] Ranking at each section and finish  
 -:-:- No data available at this section  
 NA No data available

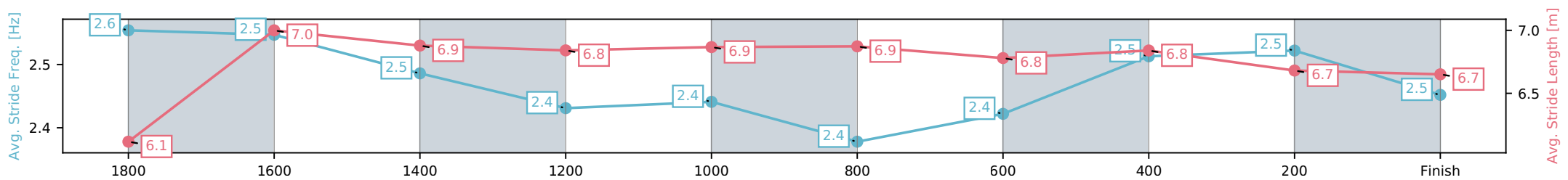
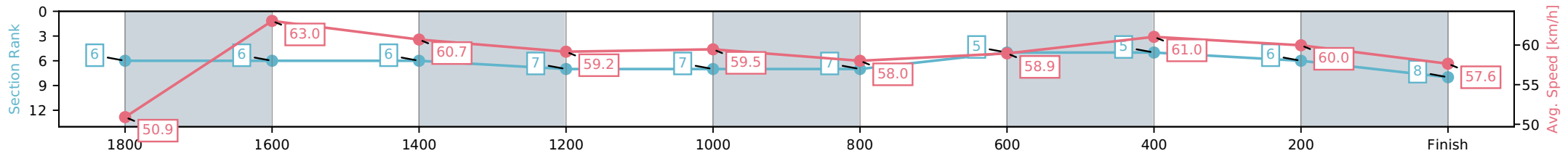
Horse/Jockey Name	Sly Corner/Micheal Hellyer
Finish Rank	8
Fastest Section Time (Section)	0:11.50 (1800-1600)
Top Speed [km/h] (Section)	64.6 (2000 - 1800)
Race State	Finished



Aquis Park Gold Coast Poly QLD  
 Race 6: SNOWY'S PAINTING BENCHMARK 62 Handicap - 2000m  
 02 May 2026 - 3:14PM  
 Track Rating: N/A, Weather: Overcast, Rail Position: True Entire Circuit



Section	L2000	L1800	L1600	L1400	L1200	L1000	L800	L600	L400	L200
Section Times	2:02.99 (0:13.99)	1:49.00 [6] (0:11.50)	1:37.50 [6] (0:11.95)	1:25.55 [7] (0:12.34)	1:13.21 [7] (0:12.11)	1:01.10 [7] (0:12.44)	0:48.66 [5] (0:12.26)	0:36.40 [5] (0:11.93)	0:24.48 [6] (0:12.10)	0:12.37 [8] (0:12.37)
Average Speed [km/h]	50.9	63.0	60.7	59.2	59.5	58.0	58.9	61.0	60.0	57.6
Top Speed [km/h]	64.6	64.2	61.4	59.6	60.8	58.7	61.0	62.0	60.8	59.5
Avg. Dist. to Rail [m]	2.3	2.0	2.6	1.8	2.1	0.9	0.9	2.3	3.7	4.8
Avg. Stride Freq. [Hz]	2.6	2.5	2.5	2.4	2.4	2.4	2.4	2.5	2.5	2.5
Avg. Stride Length [m]	6.1	7.0	6.9	6.8	6.9	6.9	6.8	6.8	6.7	6.7



[ ] Ranking at each section and finish  
 -:-:- No data available at this section  
 NA No data available

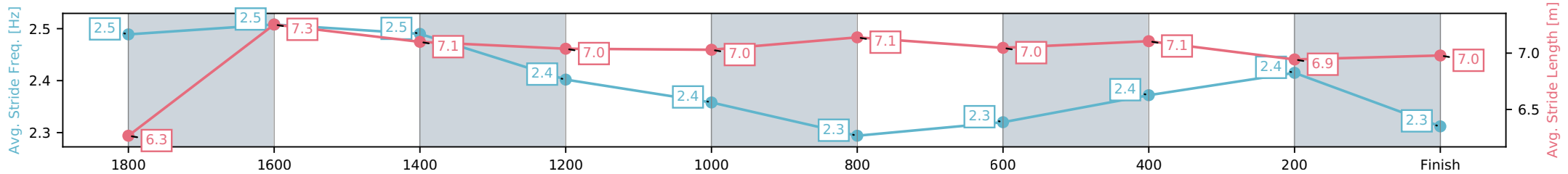
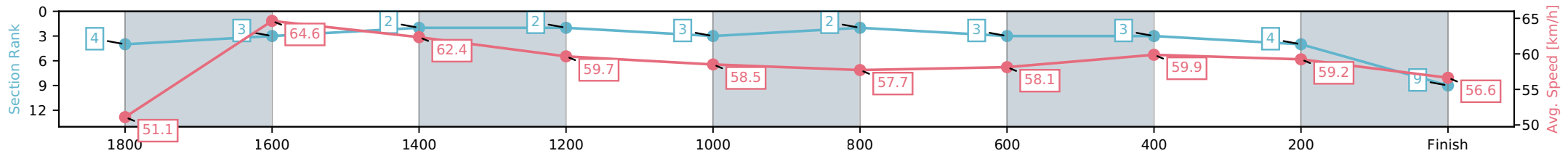
Horse/Jockey Name	Amahni's Girl/Bella Youngberry
Finish Rank	9
Fastest Section Time (Section)	0:11.29 (1800-1600)
Top Speed [km/h] (Section)	65.1 (1800-1600)
Race State	Finished



Aquis Park Gold Coast Poly QLD  
 Race 6: SNOWY'S PAINTING BENCHMARK 62 Handicap - 2000m  
 02 May 2026 - 3:14PM  
 Track Rating: N/A, Weather: Overcast, Rail Position: True Entire Circuit



Section	L2000	L1800	L1600	L1400	L1200	L1000	L800	L600	L400	L200
Section Times	2:03.23 (0:13.93)	1:49.30 [3] (0:11.29)	1:38.00 [2] (0:11.68)	1:26.32 [2] (0:12.17)	1:14.16 [3] (0:12.31)	1:01.85 [2] (0:12.49)	0:49.36 [3] (0:12.40)	0:36.96 [3] (0:12.09)	0:24.87 [4] (0:12.21)	0:12.66 [9] (0:12.66)
Average Speed [km/h]	51.1	64.6	62.4	59.7	58.5	57.7	58.1	59.9	59.2	56.6
Top Speed [km/h]	63.6	65.1	63.6	61.1	59.8	58.3	59.8	61.1	60.6	58.0
Avg. Dist. to Rail [m]	6.8	3.8	2.9	1.0	0.8	0.8	0.3	1.2	2.4	3.4
Avg. Stride Freq. [Hz]	2.5	2.5	2.5	2.4	2.4	2.3	2.3	2.4	2.4	2.3
Avg. Stride Length [m]	6.3	7.3	7.1	7.0	7.0	7.1	7.0	7.1	6.9	7.0



[ ] Ranking at each section and finish  
 -:-:- No data available at this section  
 NA No data available

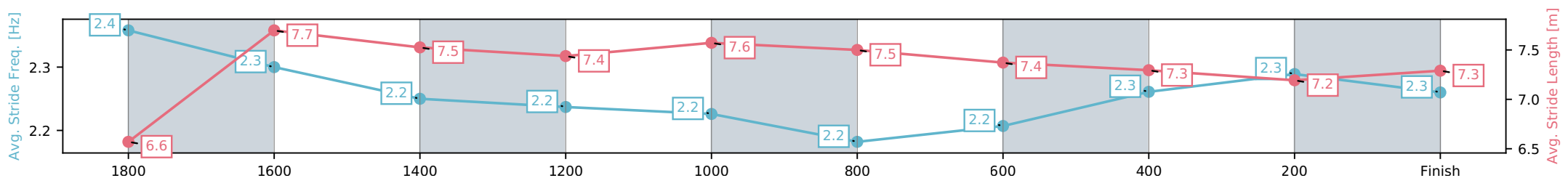
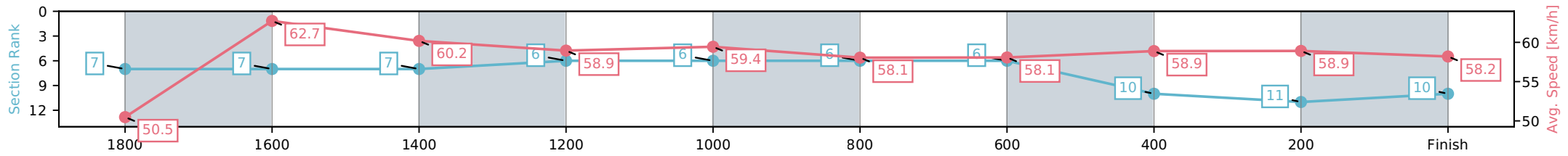
Horse/Jockey Name	Maurita/Jason Taylor
Finish Rank	10
Fastest Section Time (Section)	0:11.46 (1800-1600)
Top Speed [km/h] (Section)	63.5 (1800-1600)
Race State	Finished



Aquis Park Gold Coast Poly QLD  
 Race 6: SNOWY'S PAINTING BENCHMARK 62 Handicap - 2000m  
 02 May 2026 - 3:14PM  
 Track Rating: N/A, Weather: Overcast, Rail Position: True Entire Circuit



Section	L2000	L1800	L1600	L1400	L1200	L1000	L800	L600	L400	L200
Section Times	2:03.64 (0:14.12)	1:49.52 [7] (0:11.46)	1:38.06 [7] (0:11.91)	1:26.14 [6] (0:12.21)	1:13.94 [6] (0:12.12)	1:01.82 [6] (0:12.41)	0:49.41 [6] (0:12.43)	0:36.98 [10] (0:12.34)	0:24.64 [11] (0:12.29)	0:12.35 [10] (0:12.35)
Average Speed [km/h]	50.5	62.7	60.2	58.9	59.4	58.1	58.1	58.9	58.9	58.2
Top Speed [km/h]	63.5	63.5	60.9	59.8	60.6	58.6	58.7	59.7	59.2	59.2
Avg. Dist. to Rail [m]	1.1	0.3	0.4	0.4	0.7	0.6	0.8	1.7	4.0	6.4
Avg. Stride Freq. [Hz]	2.4	2.3	2.2	2.2	2.2	2.2	2.2	2.3	2.3	2.3
Avg. Stride Length [m]	6.6	7.7	7.5	7.4	7.6	7.5	7.4	7.3	7.2	7.3



Report Created: Sat 02 May 2026 (Note: Timing is based on positional data)

[ ] Ranking at each section and finish  
 -:-:- No data available at this section  
 NA No data available



Horse/Jockey Name	Quick Shot/Leah Martyn
Finish Rank	11
Fastest Section Time (Section)	0:11.43 (1800-1600)
Top Speed [km/h] (Section)	64.2 (1800-1600)
Race State	Finished



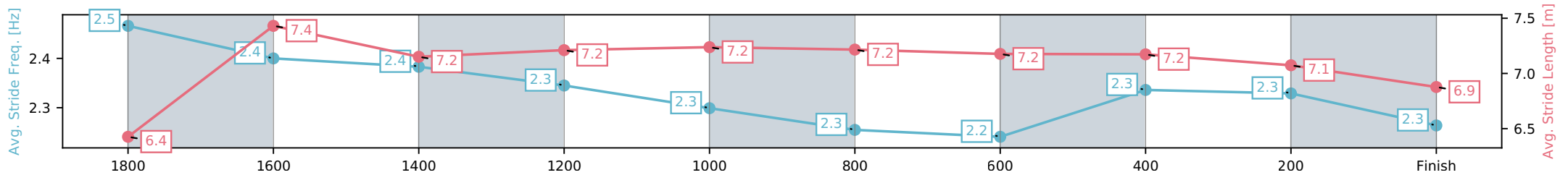
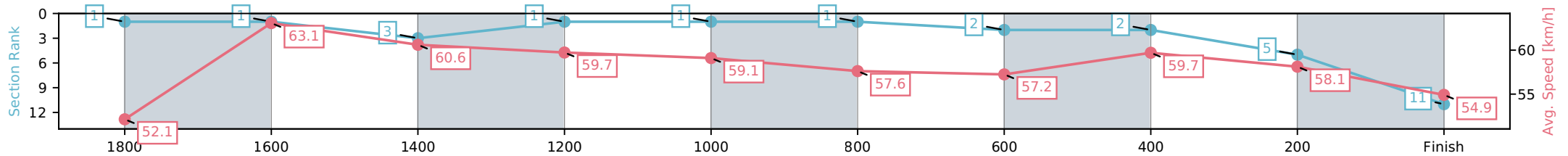
Aquis Park Gold Coast Poly QLD  
 Race 6: SNOWY'S PAINTING BENCHMARK 62 Handicap - 2000m



02 May 2026 - 3:14PM

Track Rating: N/A, Weather: Overcast, Rail Position: True Entire Circuit

Section	L2000	L1800	L1600	L1400	L1200	L1000	L800	L600	L400	L200
Section Times	2:03.69 (0:13.62)	1:50.07 [1] (0:11.43)	1:38.64 [3] (0:11.88)	1:26.76 [1] (0:12.01)	1:14.75 [1] (0:12.19)	1:02.56 [1] (0:12.48)	0:50.07 [2] (0:12.58)	0:37.49 [2] (0:12.03)	0:25.46 [5] (0:12.39)	0:13.07 [11] (0:13.07)
Average Speed [km/h]	52.1	63.1	60.6	59.7	59.1	57.6	57.2	59.7	58.1	54.9
Top Speed [km/h]	63.8	64.2	62.7	61.0	59.9	58.4	58.1	60.0	59.5	56.5
Avg. Dist. to Rail [m]	1.5	0.4	0.3	0.4	0.4	0.6	0.3	0.4	0.8	1.2
Avg. Stride Freq. [Hz]	2.5	2.4	2.4	2.3	2.3	2.3	2.2	2.3	2.3	2.3
Avg. Stride Length [m]	6.4	7.4	7.2	7.2	7.2	7.2	7.2	7.2	7.1	6.9



- [ ] Ranking at each section and finish
- :-:- No data available at this section
- NA No data available

Horse/Jockey Name	Smelter/Amy Graham
Finish Rank	12
Fastest Section Time (Section)	0:11.13 (1800-1600)
Top Speed [km/h] (Section)	66.5 (1800-1600)
Race State	Finished



Aquis Park Gold Coast Poly QLD

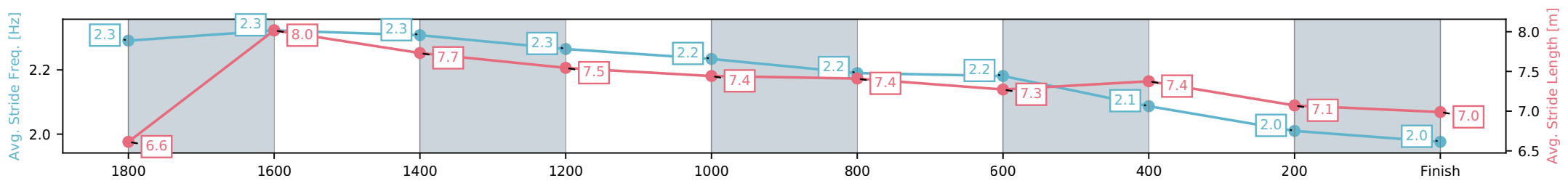
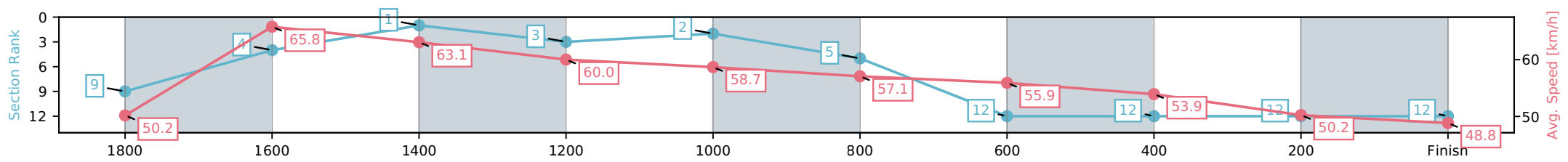
Race 6: SNOWY'S PAINTING BENCHMARK 62 Handicap - 2000m

02 May 2026 - 3:14PM



Track Rating: N/A, Weather: Overcast, Rail Position: True Entire Circuit

Section	L2000	L1800	L1600	L1400	L1200	L1000	L800	L600	L400	L200
Section Times	2:09.60 (0:14.17)	1:55.43 [4] (0:11.13)	1:44.30 [1] (0:11.58)	1:32.72 [3] (0:12.25)	1:20.47 [2] (0:12.25)	1:08.22 [5] (0:12.74)	0:55.48 [12] (0:13.03)	0:42.46 [12] (0:13.42)	0:29.03 [12] (0:14.36)	0:14.68 [12] (0:14.68)
Average Speed [km/h]	50.2	65.8	63.1	60.0	58.7	57.1	55.9	53.9	50.2	48.8
Top Speed [km/h]	65.9	66.5	64.7	61.8	59.8	58.0	56.8	55.7	52.0	50.3
Avg. Dist. to Rail [m]	8.5	5.4	4.4	2.5	2.5	3.0	2.4	1.5	1.3	2.0
Avg. Stride Freq. [Hz]	2.3	2.3	2.3	2.3	2.2	2.2	2.2	2.1	2.0	2.0
Avg. Stride Length [m]	6.6	8.0	7.7	7.5	7.4	7.4	7.3	7.4	7.1	7.0



[ ] Ranking at each section and finish  
 -:-:- No data available at this section  
 NA No data available



**Aquis Park Gold Coast Poly QLD -**  
**Race 7: SILKS UNDER THE STARS 22 MAY BENCHMARK 65 Handicap - 1540m**  
**02 May 2026 - 3:50PM**



Track Rating: N/A, Weather: Overcast, Rail Position: True Entire Circuit

Field Times (Race Tempo)      1:32.65 (0:10.26)    1:22.39 (0:11.96)    1:10.43 (0:11.32)    0:59.11 (0:12.33)    0:46.78 (0:11.74)    0:35.04 (0:11.24)    0:23.81 (0:11.85)    0:11.96 (0:11.96)

Rank	TAB#	Horse	Overall Time	First 400m	Top Speed km/h (Section)	L1540	L1400	L1200	L1000	L800	L600	L400	L200
	(BAR#)	Jockey	Margin (DT-W)	Last 600m	Fastest Section (Time)	Start - 1400	1400 - 1200	1200 - 1000	1000 - 800	800 - 600	600 - 400	400 - 200	200 - Finish
1	5	Pressalong	1:32.65	0:26.36	64.5 (400-200)	1:32.65	1:21.95 [6]	1:09.90 [7]	0:58.44 [6]	0:46.34 [6]	0:34.58 [5]	0:23.31 [4]	0:11.96 [1]
	(7)	Benjamin Osmond		0:34.58	600-400 (0:11.28)	(0:10.70)	(0:12.05)	(0:11.46)	(0:12.11)	(0:11.76)	(0:11.28)	(0:11.34)	(0:11.96)
2	2	Mr Bubbaluski	1:33.05	0:25.78	64.2 (1540 - 1400)	1:33.05	1:22.79 [1]	1:10.79 [2]	0:59.30 [2]	0:47.12 [3]	0:35.34 [2]	0:23.94 [2]	0:12.21 [3]
	(2)	Brandon Lerena	2.4L (-2)	0:35.34	600-400 (0:11.40)	(0:10.26)	(0:12.00)	(0:11.49)	(0:12.18)	(0:11.78)	(0:11.40)	(0:11.73)	(0:12.21)
3	8	Aima Sun	1:33.14	0:25.66	65.8 (1200-1000)	1:33.14	1:22.60 [3]	1:10.92 [1]	0:59.60 [1]	0:47.27 [1]	0:35.53 [1]	0:24.30 [1]	0:12.39 [2]
	(6)	Dylan Turner	2.9L (-1)	0:35.54	600-400 (0:11.24)	(0:10.54)	(0:11.69)	(0:11.32)	(0:12.33)	(0:11.74)	(0:11.24)	(0:11.91)	(0:12.39)
4	9	Effie's Joy	1:33.32	0:26.01	64.0 (600-400)	1:33.32	1:22.71 [4]	1:10.87 [4]	0:59.37 [3]	0:47.25 [4]	0:35.56 [3]	0:24.11 [3]	0:12.25 [4]
	(1)	Fred Larson	3.9L (-4)	0:35.56	600-400 (0:11.45)	(0:10.61)	(0:11.84)	(0:11.50)	(0:12.12)	(0:11.69)	(0:11.45)	(0:11.86)	(0:12.25)
5	6	Best Coffee	1:33.34	0:25.99	64.5 (1200-1000)	1:33.34	1:23.04 [2]	1:11.00 [3]	0:59.36 [4]	0:47.11 [5]	0:35.26 [6]	0:23.84 [5]	0:12.12 [5]
	(3)	Bella Youngberry	4.1L (-4)	0:35.27	600-400 (0:11.43)	(0:10.30)	(0:12.04)	(0:11.64)	(0:12.25)	(0:11.85)	(0:11.43)	(0:11.72)	(0:12.12)
6	3	Bit Of Grunt	1:33.69	0:26.27	64.3 (600-400)	1:33.69	1:22.89 [7]	1:11.07 [6]	0:59.44 [7]	0:47.23 [7]	0:35.40 [7]	0:24.00 [6]	0:12.26 [6]
	(4)	Boris Thornton	6.1L (-1)	0:35.41	600-400 (0:11.40)	(0:10.80)	(0:11.82)	(0:11.63)	(0:12.22)	(0:11.82)	(0:11.40)	(0:11.75)	(0:12.26)
7	4	Birmingham	1:36.13	0:26.22	63.6 (1200-1000)	1:36.13	1:25.51 [5]	1:13.54 [5]	1:02.02 [5]	0:50.20 [2]	0:38.32 [4]	0:26.42 [7]	0:13.98 [7]
	(5)	Colleen Krahen	20.5L (+5)	0:38.31	1200-1000 (0:11.53)	(0:10.62)	(0:11.96)	(0:11.53)	(0:11.82)	(0:11.88)	(0:11.89)	(0:12.44)	(0:13.98)

Scratched: Hollywood Epic (#1), Dashing Mars (#7), Australasia (#10), Coco Jewel (#11), Pauli (#12)

Report Created: Sat 02 May 2026

(Note: Races are conducted over an approximate distance as close as possible to the advertised distance, and recorded data may vary accordingly. Official times refer to race times only and do not include handicap times.)

[ ] Position in running at each section and finish    TAB# Saddle cloth number

Fastest split

-:-- No data available at this section

BAR# Barrier/Gate Position

Fastest section

NA No data available

DNF Did not finish

DNT Did not track

DT-W Distance travelled compared to winner in metres

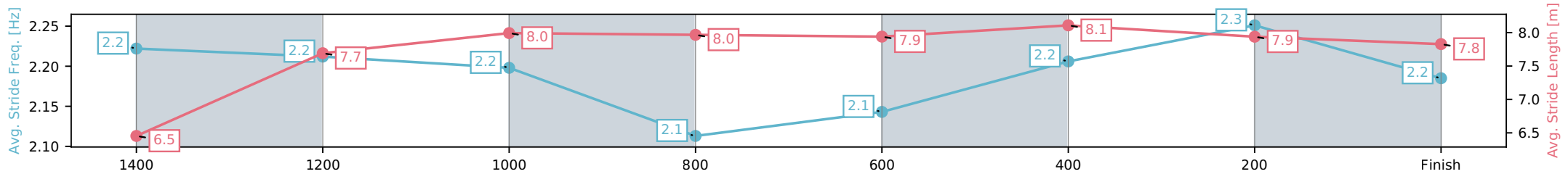
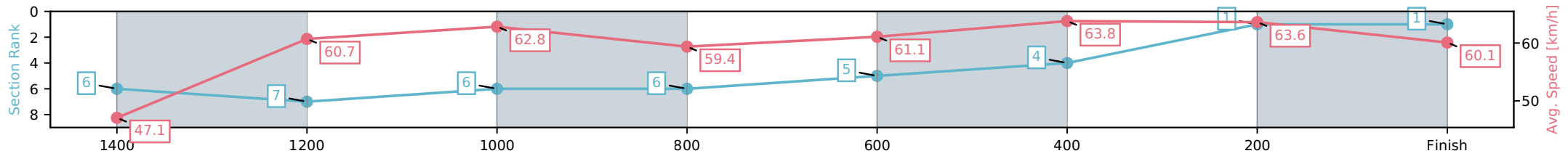
Horse/Jockey Name	Pressalong/Benjamin Osmond
Finish Rank	1
Fastest Section Time (Section)	0:11.28 (600-400)
Top Speed [km/h] (Section)	64.5 (400-200)
Race State	Finished



Aquis Park Gold Coast Poly QLD  
 Race 7: SILKS UNDER THE STARS 22 MAY BENCHMARK 65  
 Handicap - 1540m  
 02 May 2026 - 3:50PM  
 Track Rating: N/A, Weather: Overcast, Rail Position: True Entire Circuit



Section	L1540	L1400	L1200	L1000	L800	L600	L400	L200
Section Times	1:32.65 (0:10.70)	1:21.95 [7] (0:12.05)	1:09.90 [6] (0:11.46)	0:58.44 [6] (0:12.11)	0:46.34 [5] (0:11.76)	0:34.58 [4] (0:11.28)	0:23.31 [1] (0:11.34)	0:11.96 [1] (0:11.96)
Average Speed [km/h]	47.1	60.7	62.8	59.4	61.1	63.8	63.6	60.1
Top Speed [km/h]	62.0	62.3	63.6	62.5	63.7	64.3	64.5	63.1
Avg. Dist. to Rail [m]	6.0	1.9	0.6	0.2	0.6	0.2	2.5	6.2
Avg. Stride Freq. [Hz]	2.2	2.2	2.2	2.1	2.1	2.2	2.3	2.2
Avg. Stride Length [m]	6.5	7.7	8.0	8.0	7.9	8.1	7.9	7.8



[ ] Ranking at each section and finish  
 -:-:- No data available at this section  
 NA No data available

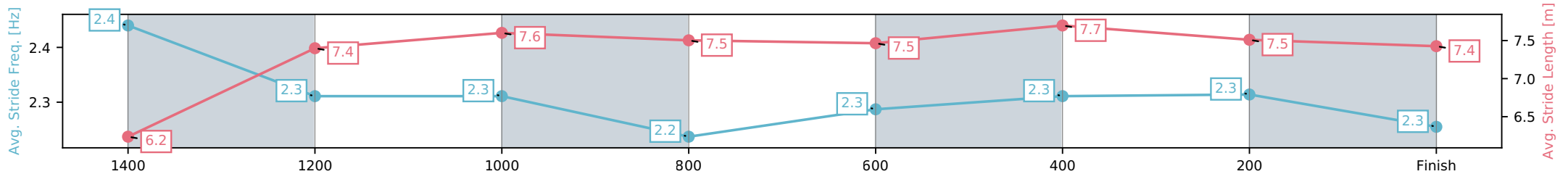
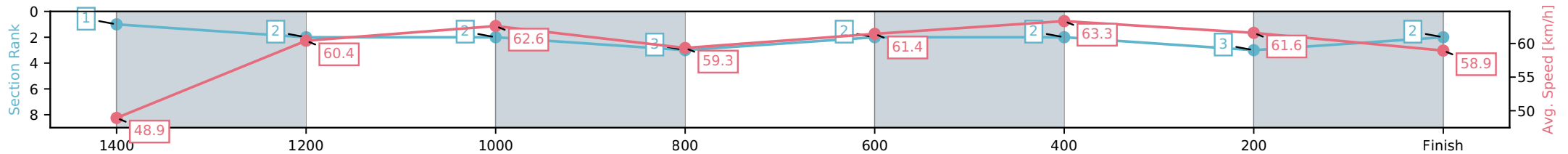
Horse/Jockey Name	Mr Bubbaluski/Brandon Lerena
Finish Rank	2
Fastest Section Time (Section)	0:11.40 (600-400)
Top Speed [km/h] (Section)	64.2 (1540 - 1400)
Race State	Finished



Aquis Park Gold Coast Poly QLD  
 Race 7: SILKS UNDER THE STARS 22 MAY BENCHMARK 65  
 Handicap - 1540m  
 02 May 2026 - 3:50PM  
 Track Rating: N/A, Weather: Overcast, Rail Position: True Entire Circuit



Section	L1540	L1400	L1200	L1000	L800	L600	L400	L200
Section Times	1:33.05 (0:10.26)	1:22.79 [2] (0:12.00)	1:10.79 [2] (0:11.49)	0:59.30 [3] (0:12.18)	0:47.12 [2] (0:11.78)	0:35.34 [2] (0:11.40)	0:23.94 [3] (0:11.73)	0:12.21 [2] (0:12.21)
Average Speed [km/h]	48.9	60.4	62.6	59.3	61.4	63.3	61.6	58.9
Top Speed [km/h]	64.2	63.5	63.7	61.8	63.8	64.1	62.6	60.5
Avg. Dist. to Rail [m]	2.1	0.9	1.1	1.3	0.8	0.6	1.9	2.7
Avg. Stride Freq. [Hz]	2.4	2.3	2.3	2.2	2.3	2.3	2.3	2.3
Avg. Stride Length [m]	6.2	7.4	7.6	7.5	7.5	7.7	7.5	7.4



- [ ] Ranking at each section and finish
- :-:- No data available at this section
- NA No data available

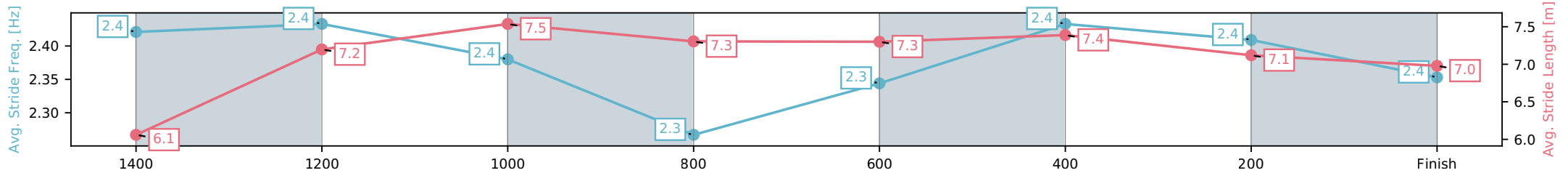
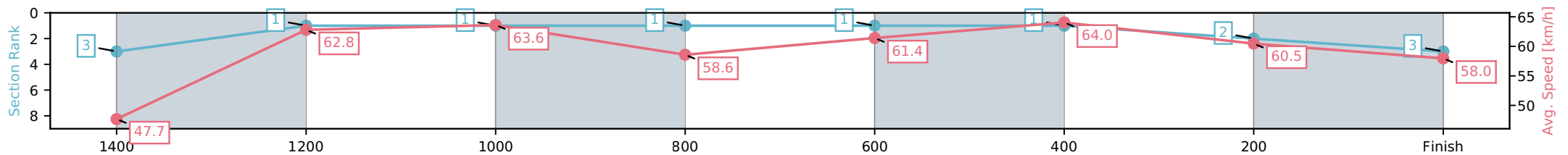
Horse/Jockey Name	Aima Sun/Dylan Turner
Finish Rank	3
Fastest Section Time (Section)	0:11.24 (600-400)
Top Speed [km/h] (Section)	65.8 (1200-1000)
Race State	Finished



Aquis Park Gold Coast Poly QLD  
 Race 7: SILKS UNDER THE STARS 22 MAY BENCHMARK 65  
 Handicap - 1540m  
 02 May 2026 - 3:50PM  
 Track Rating: N/A, Weather: Overcast, Rail Position: True Entire Circuit



Section	L1540	L1400	L1200	L1000	L800	L600	L400	L200
Section Times	1:33.14 (0:10.54)	1:22.60 [1] (0:11.69)	1:10.92 [1] (0:11.32)	0:59.60 [1] (0:12.33)	0:47.27 [1] (0:11.74)	0:35.53 [1] (0:11.24)	0:24.30 [2] (0:11.91)	0:12.39 [3] (0:12.39)
Average Speed [km/h]	47.7	62.8	63.6	58.6	61.4	64.0	60.5	58.0
Top Speed [km/h]	60.6	63.3	65.8	61.3	63.6	65.7	62.9	59.7
Avg. Dist. to Rail [m]	5.7	2.5	2.4	1.1	0.4	0.3	0.3	0.2
Avg. Stride Freq. [Hz]	2.4	2.4	2.4	2.3	2.3	2.4	2.4	2.4
Avg. Stride Length [m]	6.1	7.2	7.5	7.3	7.3	7.4	7.1	7.0



[ ] Ranking at each section and finish  
 -:-:- No data available at this section  
 NA No data available

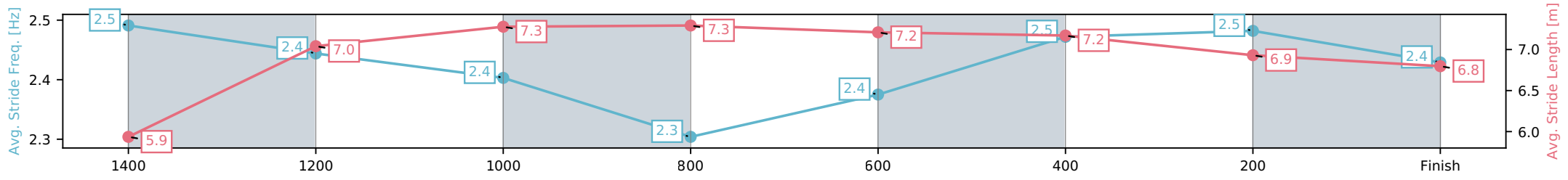
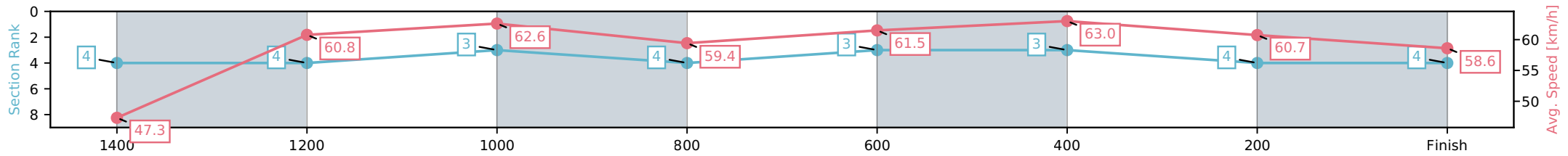
Horse/Jockey Name	Effie's Joy/Fred Larson
Finish Rank	4
Fastest Section Time (Section)	0:11.45 (600-400)
Top Speed [km/h] (Section)	64.0 (600-400)
Race State	Finished



Aquis Park Gold Coast Poly QLD  
 Race 7: SILKS UNDER THE STARS 22 MAY BENCHMARK 65  
 Handicap - 1540m  
 02 May 2026 - 3:50PM  
 Track Rating: N/A, Weather: Overcast, Rail Position: True Entire Circuit



Section	L1540	L1400	L1200	L1000	L800	L600	L400	L200
Section Times	1:33.32 (0:10.61)	1:22.71 [4] (0:11.84)	1:10.87 [3] (0:11.50)	0:59.37 [4] (0:12.12)	0:47.25 [3] (0:11.69)	0:35.56 [3] (0:11.45)	0:24.11 [4] (0:11.86)	0:12.25 [4] (0:12.25)
Average Speed [km/h]	47.3	60.8	62.6	59.4	61.5	63.0	60.7	58.6
Top Speed [km/h]	63.4	62.8	63.8	61.5	63.6	64.0	62.3	59.6
Avg. Dist. to Rail [m]	1.6	0.3	0.9	0.5	0.2	0.4	0.3	1.5
Avg. Stride Freq. [Hz]	2.5	2.4	2.4	2.3	2.4	2.5	2.5	2.4
Avg. Stride Length [m]	5.9	7.0	7.3	7.3	7.2	7.2	6.9	6.8



[ ] Ranking at each section and finish  
 -:-:- No data available at this section  
 NA No data available

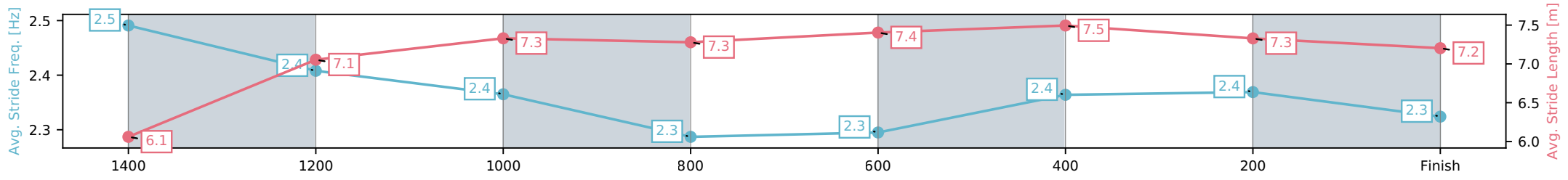
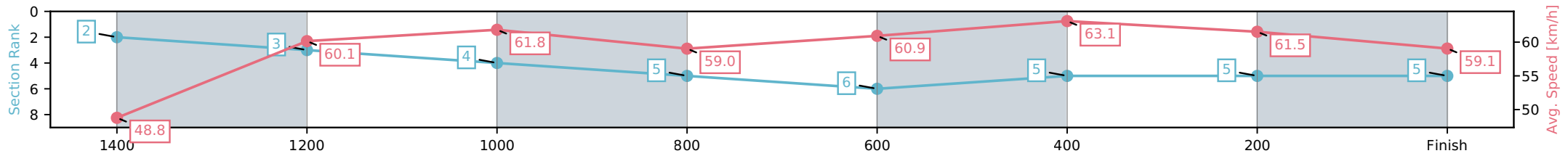
Horse/Jockey Name	Best Coffee/Bella Youngberry
Finish Rank	5
Fastest Section Time (Section)	0:11.43 (600-400)
Top Speed [km/h] (Section)	64.5 (1200-1000)
Race State	Finished



Aquis Park Gold Coast Poly QLD  
 Race 7: SILKS UNDER THE STARS 22 MAY BENCHMARK 65  
 Handicap - 1540m  
 02 May 2026 - 3:50PM  
 Track Rating: N/A, Weather: Overcast, Rail Position: True Entire Circuit



Section	L1540	L1400	L1200	L1000	L800	L600	L400	L200
Section Times	1:33.34 (0:10.30)	1:23.04 [3] (0:12.04)	1:11.00 [4] (0:11.64)	0:59.36 [5] (0:12.25)	0:47.11 [6] (0:11.85)	0:35.26 [5] (0:11.43)	0:23.84 [5] (0:11.72)	0:12.12 [5] (0:12.12)
Average Speed [km/h]	48.8	60.1	61.8	59.0	60.9	63.1	61.5	59.1
Top Speed [km/h]	61.9	61.4	64.5	62.2	62.9	63.9	63.5	61.3
Avg. Dist. to Rail [m]	2.9	0.7	2.0	1.9	0.6	0.6	1.6	2.5
Avg. Stride Freq. [Hz]	2.5	2.4	2.4	2.3	2.3	2.4	2.4	2.3
Avg. Stride Length [m]	6.1	7.1	7.3	7.3	7.4	7.5	7.3	7.2



[ ] Ranking at each section and finish  
 -:-:- No data available at this section  
 NA No data available

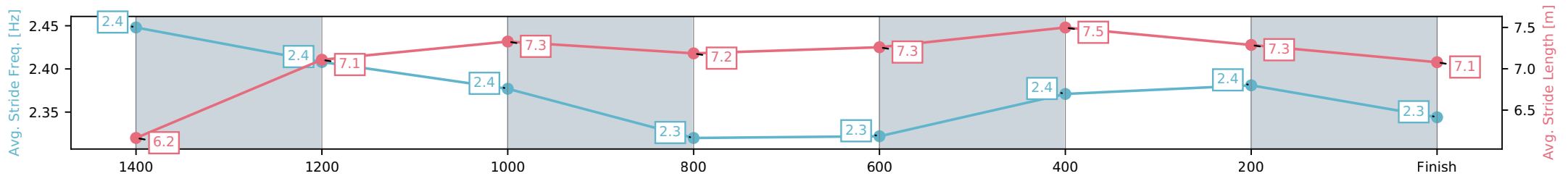
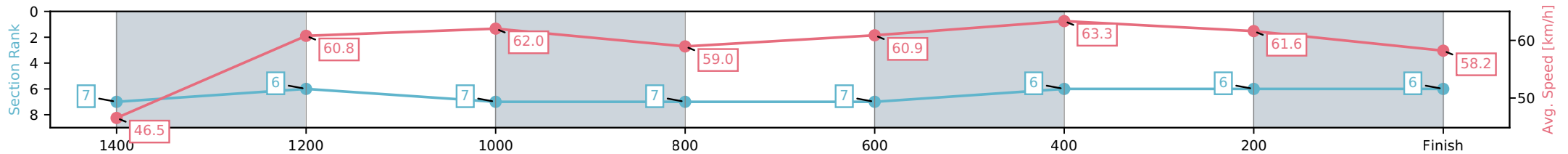
Horse/Jockey Name	Bit Of Grunt/Boris Thornton
Finish Rank	6
Fastest Section Time (Section)	0:11.40 (600-400)
Top Speed [km/h] (Section)	64.3 (600-400)
Race State	Finished



Aquis Park Gold Coast Poly QLD  
 Race 7: SILKS UNDER THE STARS 22 MAY BENCHMARK 65  
 Handicap - 1540m  
 02 May 2026 - 3:50PM  
 Track Rating: N/A, Weather: Overcast, Rail Position: True Entire Circuit



Section	L1540	L1400	L1200	L1000	L800	L600	L400	L200
Section Times	1:33.69 (0:10.80)	1:22.89 [6] (0:11.82)	1:11.07 [7] (0:11.63)	0:59.44 [7] (0:12.22)	0:47.23 [7] (0:11.82)	0:35.40 [6] (0:11.40)	0:24.00 [6] (0:11.75)	0:12.26 [6] (0:12.26)
Average Speed [km/h]	46.5	60.8	62.0	59.0	60.9	63.3	61.6	58.2
Top Speed [km/h]	61.4	61.9	63.0	61.1	63.4	64.3	62.3	61.2
Avg. Dist. to Rail [m]	3.8	0.9	0.3	0.4	0.4	0.6	4.5	7.2
Avg. Stride Freq. [Hz]	2.4	2.4	2.4	2.3	2.3	2.4	2.4	2.3
Avg. Stride Length [m]	6.2	7.1	7.3	7.2	7.3	7.5	7.3	7.1



- [ ] Ranking at each section and finish
- :-:- No data available at this section
- NA No data available

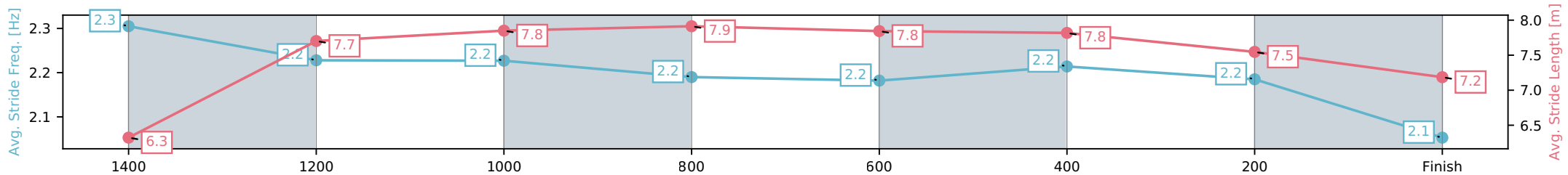
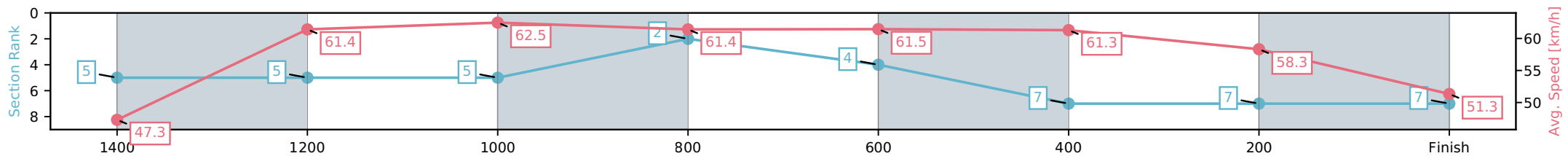
Horse/Jockey Name	Birmingham/Colleen Krahen
Finish Rank	7
Fastest Section Time (Section)	0:11.53 (1200-1000)
Top Speed [km/h] (Section)	63.6 (1200-1000)
Race State	Finished



Aquis Park Gold Coast Poly QLD  
 Race 7: SILKS UNDER THE STARS 22 MAY BENCHMARK 65  
 Handicap - 1540m  
 02 May 2026 - 3:50PM  
 Track Rating: N/A, Weather: Overcast, Rail Position: True Entire Circuit



Section	L1540	L1400	L1200	L1000	L800	L600	L400	L200
Section Times	1:36.13 (0:10.62)	1:25.51 [5] (0:11.96)	1:13.54 [5] (0:11.53)	1:02.02 [2] (0:11.82)	0:50.20 [4] (0:11.88)	0:38.32 [7] (0:11.89)	0:26.42 [7] (0:12.44)	0:13.98 [7] (0:13.98)
Average Speed [km/h]	47.3	61.4	62.5	61.4	61.5	61.3	58.3	51.3
Top Speed [km/h]	60.5	62.2	63.6	62.5	62.5	62.3	59.9	55.1
Avg. Dist. to Rail [m]	4.5	2.7	3.2	3.0	2.5	2.3	4.4	5.1
Avg. Stride Freq. [Hz]	2.3	2.2	2.2	2.2	2.2	2.2	2.2	2.1
Avg. Stride Length [m]	6.3	7.7	7.8	7.9	7.8	7.8	7.5	7.2



[ ] Ranking at each section and finish  
 -:-:- No data available at this section  
 NA No data available



# Aquis Park Gold Coast Poly QLD - Race 8: XXXX GOLD RATINGS BAND 0 - 55 Handicap - 1540m 02 May 2026 - 4:30PM



Track Rating: N/A, Weather: Overcast, Rail Position: True Entire Circuit

Field Times (Race Tempo)      1:32.61 (0:10.23)    1:22.38 (0:11.36)    1:11.02 (0:11.24)    0:59.78 (0:11.61)    0:48.17 (0:11.78)    0:36.39 (0:11.68)    0:24.71 (0:12.37)    0:12.34 (0:12.34)

Rank	TAB#	Horse	Overall Time	First 400m	Top Speed km/h (Section)	L1540	L1400	L1200	L1000	L800	L600	L400	L200
	(BAR#)	Jockey	Margin (DT-W)	Last 600m	Fastest Section (Time)	Start - 1400	1400 - 1200	1200 - 1000	1000 - 800	800 - 600	600 - 400	400 - 200	200 - Finish
1	8	Brutal Sue	1:32.61	0:25.80	64.3 (1200-1000)	1:32.61	1:21.98 [7]	1:10.30 [8]	0:59.00 [8]	0:47.45 [8]	0:35.83 [8]	0:24.12 [7]	0:12.14 [4]
	(2)	Benjamin Osmond		0:35.83	1200-1000 (0:11.30)	(0:10.63)	(0:11.67)	(0:11.30)	(0:11.54)	(0:11.62)	(0:11.71)	(0:11.98)	(0:12.14)
2	2	Archers Reign	1:32.88	0:25.51	64.3 (1200-1000)	1:32.88	1:22.54 [3]	1:10.91 [4]	0:59.57 [5]	0:48.04 [6]	0:36.40 [5]	0:24.53 [4]	0:12.47 [3]
	(3)	Boris Thornton	1.6L (+13)	0:36.40	1200-1000 (0:11.34)	(0:10.34)	(0:11.64)	(0:11.34)	(0:11.53)	(0:11.65)	(0:11.87)	(0:12.06)	(0:12.47)
3	11	Sistine Chapel	1:32.98	0:25.25	65.6 (1200-1000)	1:32.98	1:22.66 [2]	1:11.16 [2]	0:59.97 [2]	0:48.40 [3]	0:36.73 [2]	0:24.92 [2]	0:12.71 [1]
	(4)	Chelsea Baker	2.2L (+1)	0:36.72	1200-1000 (0:11.19)	(0:10.32)	(0:11.50)	(0:11.19)	(0:11.58)	(0:11.66)	(0:11.80)	(0:12.21)	(0:12.71)
4	5	The Wellian	1:33.04	0:26.13	63.9 (600-400)	1:33.04	1:22.00 [10]	1:10.50 [10]	0:59.10 [10]	0:47.68 [9]	0:36.11 [9]	0:24.24 [9]	0:12.18 [7]
	(8)	Dylan Turner	2.5L (+6)	0:36.12	1200-1000 (0:11.40)	(0:11.04)	(0:11.50)	(0:11.40)	(0:11.42)	0:11.57	(0:11.88)	(0:12.06)	(0:12.18)
5	12	Coco Jewel	1:33.07	0:25.03	65.8 (1200-1000)	1:33.07	1:22.84 [1]	1:11.48 [1]	1:00.24 [1]	0:48.63 [1]	0:36.85 [1]	0:25.17 [1]	0:12.67 [2]
	(6)	Amy Graham	2.7L (+9)	0:36.85	1200-1000 (0:11.24)	(0:10.23)	0:11.36	(0:11.24)	(0:11.61)	(0:11.78)	0:11.68	(0:12.50)	(0:12.67)
6	3	Neoclassicism	1:33.33	0:25.68	64.9 (1200-1000)	1:33.33	1:22.69 [8]	1:11.18 [7]	0:59.77 [7]	0:48.24 [7]	0:36.63 [7]	0:24.92 [6]	0:12.64 [6]
	(5)	Brandon Lerena	4.2L (+1)	0:36.64	1200-1000 (0:11.41)	(0:10.64)	(0:11.51)	(0:11.41)	(0:11.54)	(0:11.61)	(0:11.72)	(0:12.28)	(0:12.64)
7	4	Sea Of Qi	1:33.93	0:25.56	64.2 (1200-1000)	1:33.93	1:23.40 [5]	1:11.89 [5]	1:00.57 [6]	0:49.20 [4]	0:37.58 [4]	0:25.73 [3]	0:13.39 [5]
	(1)	Danny Peisley	7.8L (-2)	0:37.58	1200-1000 (0:11.32)	(0:10.53)	(0:11.51)	(0:11.32)	0:11.37	(0:11.62)	(0:11.85)	(0:12.34)	(0:13.39)
8	9	Shooting Firm	1:34.72	0:25.92	64.7 (1200-1000)	1:34.72	1:23.72 [9]	1:12.32 [9]	1:00.94 [9]	0:49.33 [10]	0:37.58 [10]	0:25.62 [10]	0:13.29 [9]
	(10)	Jason Taylor	12.4L (+8)	0:37.58	1200-1000 (0:11.38)	(0:11.00)	(0:11.40)	(0:11.38)	(0:11.61)	(0:11.74)	(0:11.96)	(0:12.33)	(0:13.29)
9	6	Crystal Garden	1:35.09	0:25.60	65.3 (1400-1200)	1:35.09	1:24.57 [4]	1:12.97 [6]	1:01.83 [4]	0:50.28 [5]	0:38.48 [6]	0:26.33 [8]	0:13.65 [10]
	(9)	Bella Youngberry	14.6L (+7)	0:38.48	1200-1000 (0:11.14)	(0:10.52)	(0:11.60)	(0:11.14)	(0:11.55)	(0:11.80)	(0:12.15)	(0:12.68)	(0:13.65)
10	1	Midnight Madness	1:35.26	0:25.42	66.9 (1400-1200)	1:35.26	1:24.70 [6]	1:13.30 [3]	1:02.24 [3]	0:50.69 [2]	0:38.96 [3]	0:26.90 [5]	0:13.88 [8]
	(7)	Kayla Johnston	15.6L (+11)	0:38.97	1200-1000 (0:11.06)	(0:10.56)	(0:11.40)	0:11.06	(0:11.55)	(0:11.73)	(0:12.07)	(0:13.02)	(0:13.88)

Scratched: Damiani (#7), State A Fact (#10), Pauli (#13)

Report Created: Sat 02 May 2026

(Note: Races are conducted over an approximate distance as close as possible to the advertised distance, and recorded data may vary accordingly. Official times refer to race times only and do not include handicap times.)

[ ] Position in running at each section and finish    TAB# Saddle cloth number

Fastest split

-:-:- No data available at this section

BAR# Barrier/Gate Position

Fastest section

NA No data available

DNF Did not finish

DNT Did not track

DT-W Distance travelled compared to winner in metres

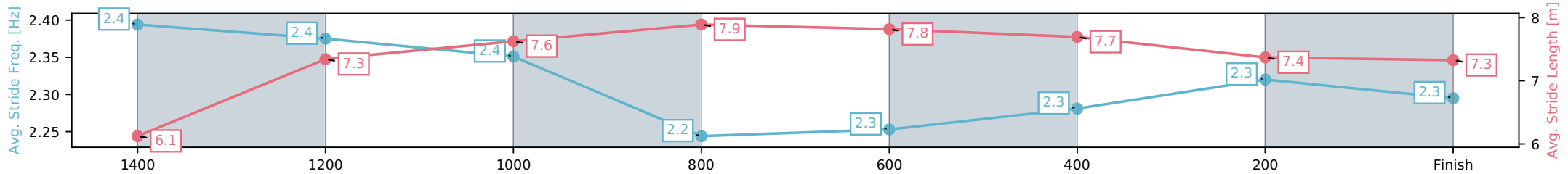
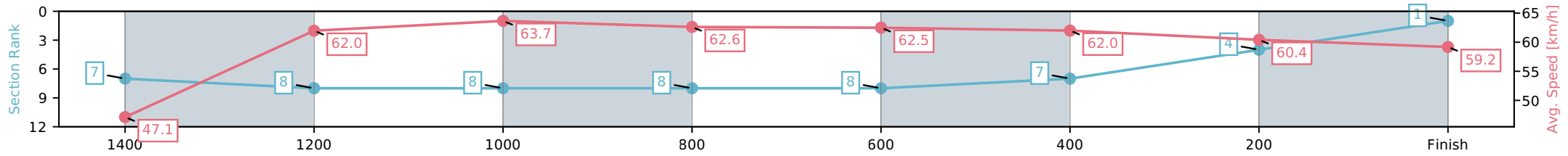
Horse/Jockey Name	Brutal Sue/Benjamin Osmond
Finish Rank	1
Fastest Section Time (Section)	0:11.30 (1200-1000)
Top Speed [km/h] (Section)	64.3 (1200-1000)
Race State	Finished



Aquis Park Gold Coast Poly QLD  
 Race 8: XXXX GOLD RATINGS BAND 0 - 55 Handicap - 1540m  
 02 May 2026 - 4:30PM  
 Track Rating: N/A, Weather: Overcast, Rail Position: True Entire Circuit



Section	L1540	L1400	L1200	L1000	L800	L600	L400	L200
Section Times	1:32.61 (0:10.63)	1:21.98 [8] (0:11.67)	1:10.30 [8] (0:11.30)	0:59.00 [8] (0:11.54)	0:47.45 [8] (0:11.62)	0:35.83 [7] (0:11.71)	0:24.12 [4] (0:11.98)	0:12.14 [1] (0:12.14)
Average Speed [km/h]	47.1	62.0	63.7	62.6	62.5	62.0	60.4	59.2
Top Speed [km/h]	62.3	63.5	64.3	63.7	63.2	64.1	61.4	60.7
Avg. Dist. to Rail [m]	3.1	0.5	1.1	1.4	1.5	1.9	3.5	5.1
Avg. Stride Freq. [Hz]	2.4	2.4	2.4	2.2	2.3	2.3	2.3	2.3
Avg. Stride Length [m]	6.1	7.3	7.6	7.9	7.8	7.7	7.4	7.3



[ ] Ranking at each section and finish  
 -:-:- No data available at this section  
 NA No data available

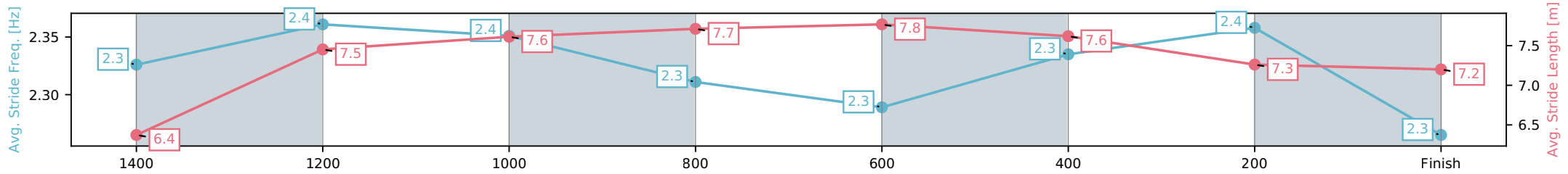
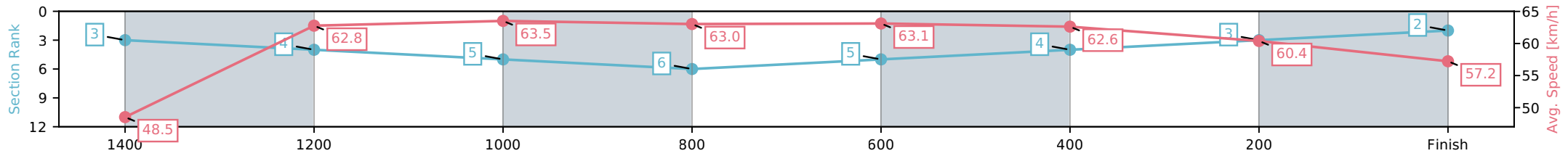
Horse/Jockey Name	Archers Reign/Boris Thornton
Finish Rank	2
Fastest Section Time (Section)	0:11.34 (1200-1000)
Top Speed [km/h] (Section)	64.3 (1200-1000)
Race State	Finished



Aquis Park Gold Coast Poly QLD  
 Race 8: XXXX GOLD RATINGS BAND 0 - 55 Handicap - 1540m  
 02 May 2026 - 4:30PM  
 Track Rating: N/A, Weather: Overcast, Rail Position: True Entire Circuit



Section	L1540	L1400	L1200	L1000	L800	L600	L400	L200
Section Times	1:32.88 (0:10.34)	1:22.54 [4] (0:11.64)	1:10.91 [5] (0:11.34)	0:59.57 [6] (0:11.53)	0:48.04 [5] (0:11.65)	0:36.40 [4] (0:11.87)	0:24.53 [3] (0:12.06)	0:12.47 [2] (0:12.47)
Average Speed [km/h]	48.5	62.8	63.5	63.0	63.1	62.6	60.4	57.2
Top Speed [km/h]	62.2	63.5	64.3	63.8	63.6	63.8	61.5	59.3
Avg. Dist. to Rail [m]	3.1	1.8	4.0	3.3	4.2	6.0	5.0	4.9
Avg. Stride Freq. [Hz]	2.3	2.4	2.4	2.3	2.3	2.3	2.4	2.3
Avg. Stride Length [m]	6.4	7.5	7.6	7.7	7.8	7.6	7.3	7.2



[ ] Ranking at each section and finish  
 -:-:- No data available at this section  
 NA No data available

Horse/Jockey Name	Sistine Chapel/Chelsea Baker
Finish Rank	3
Fastest Section Time (Section)	0:11.19 (1200-1000)
Top Speed [km/h] (Section)	65.6 (1200-1000)
Race State	Finished



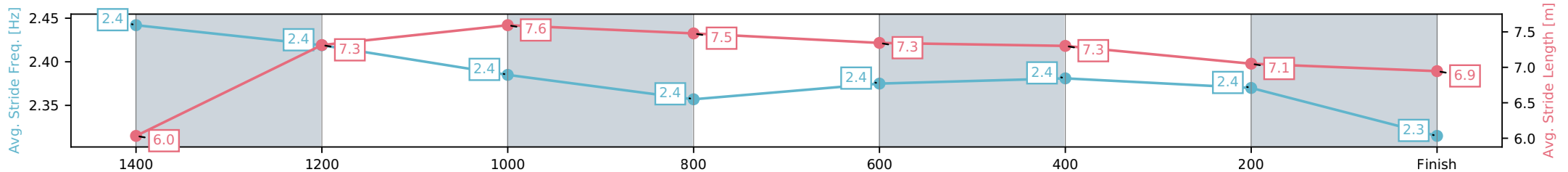
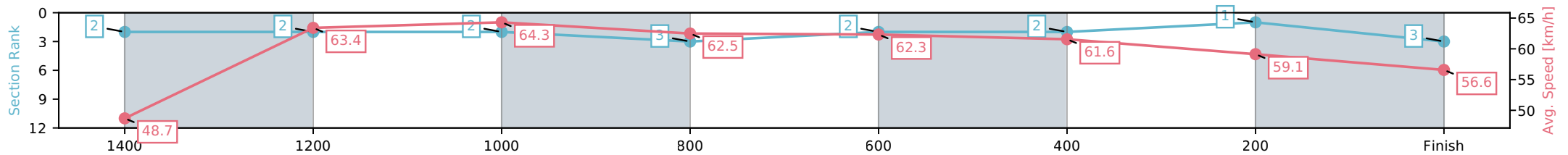
Aquis Park Gold Coast Poly QLD  
 Race 8: XXXX GOLD RATINGS BAND 0 - 55 Handicap - 1540m



02 May 2026 - 4:30PM

Track Rating: N/A, Weather: Overcast, Rail Position: True Entire Circuit

Section	L1540	L1400	L1200	L1000	L800	L600	L400	L200
Section Times	1:32.98 (0:10.32)	1:22.66 [2] (0:11.50)	1:11.16 [2] (0:11.19)	0:59.97 [3] (0:11.58)	0:48.40 [2] (0:11.66)	0:36.73 [2] (0:11.80)	0:24.92 [1] (0:12.21)	0:12.71 [3] (0:12.71)
Average Speed [km/h]	48.7	63.4	64.3	62.5	62.3	61.6	59.1	56.6
Top Speed [km/h]	61.8	64.8	65.6	63.1	62.9	63.3	59.9	58.1
Avg. Dist. to Rail [m]	4.8	1.6	0.8	1.2	1.8	2.0	1.3	1.5
Avg. Stride Freq. [Hz]	2.4	2.4	2.4	2.4	2.4	2.4	2.4	2.3
Avg. Stride Length [m]	6.0	7.3	7.6	7.5	7.3	7.3	7.1	6.9



[ ] Ranking at each section and finish  
 -:-:- No data available at this section  
 NA No data available

Horse/Jockey Name	The Wellian/Dylan Turner
Finish Rank	4
Fastest Section Time (Section)	0:11.40 (1200-1000)
Top Speed [km/h] (Section)	63.9 (600-400)
Race State	Finished



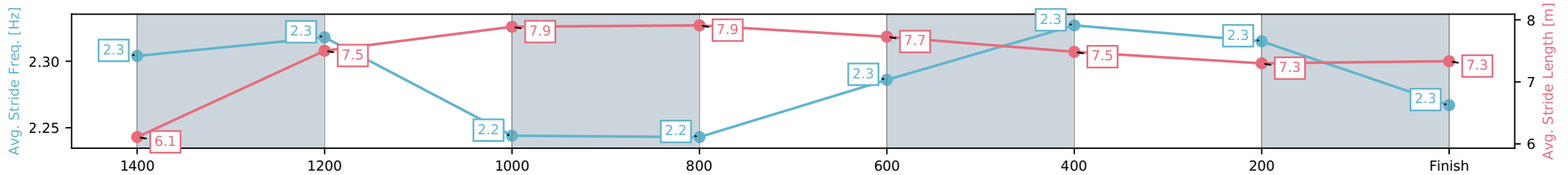
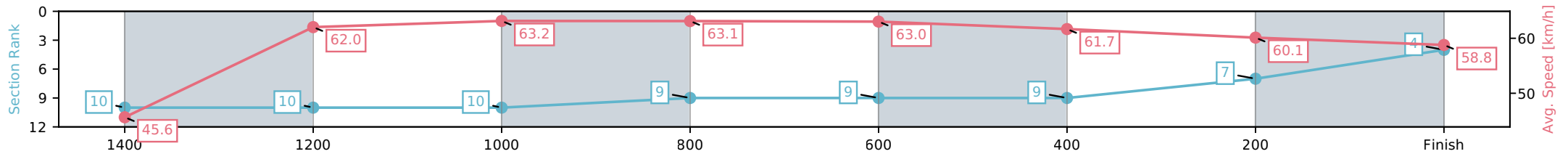
Aquis Park Gold Coast Poly QLD  
 Race 8: XXXX GOLD RATINGS BAND 0 - 55 Handicap - 1540m



02 May 2026 - 4:30PM

Track Rating: N/A, Weather: Overcast, Rail Position: True Entire Circuit

Section	L1540	L1400	L1200	L1000	L800	L600	L400	L200
Section Times	1:33.04 (0:11.04)	1:22.00 [10] (0:11.50)	1:10.50 [10] (0:11.40)	0:59.10 [9] (0:11.42)	0:47.68 [9] (0:11.57)	0:36.11 [9] (0:11.88)	0:24.24 [7] (0:12.06)	0:12.18 [4] (0:12.18)
Average Speed [km/h]	45.6	62.0	63.2	63.1	63.0	61.7	60.1	58.8
Top Speed [km/h]	61.8	63.5	63.6	63.5	63.6	63.9	61.8	59.5
Avg. Dist. to Rail [m]	6.7	1.1	0.3	0.2	2.4	3.6	4.4	5.7
Avg. Stride Freq. [Hz]	2.3	2.3	2.2	2.2	2.3	2.3	2.3	2.3
Avg. Stride Length [m]	6.1	7.5	7.9	7.9	7.7	7.5	7.3	7.3



- [ ] Ranking at each section and finish
- :-:- No data available at this section
- NA No data available

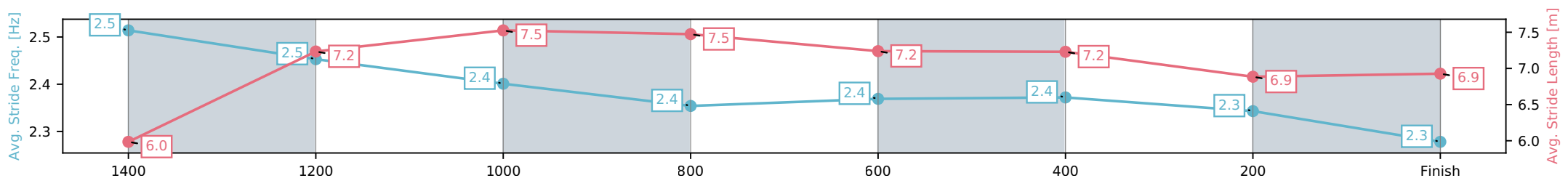
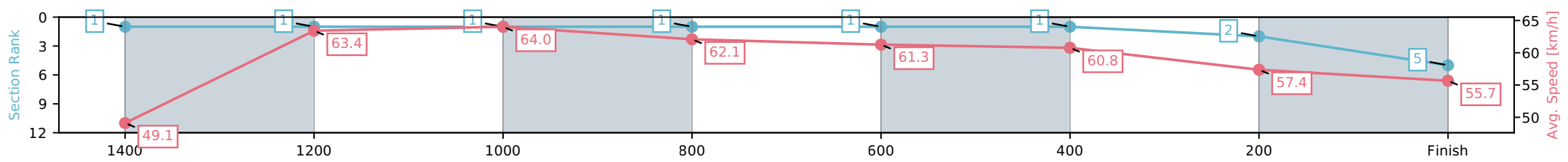
Horse/Jockey Name	Coco Jewel/Amy Graham
Finish Rank	5
Fastest Section Time (Section)	0:11.24 (1200-1000)
Top Speed [km/h] (Section)	65.8 (1200-1000)
Race State	Finished



Aquis Park Gold Coast Poly QLD  
 Race 8: XXXX GOLD RATINGS BAND 0 - 55 Handicap - 1540m  
 02 May 2026 - 4:30PM  
 Track Rating: N/A, Weather: Overcast, Rail Position: True Entire Circuit



Section	L1540	L1400	L1200	L1000	L800	L600	L400	L200
Section Times	1:33.07 (0:10.23)	1:22.84 [1] (0:11.36)	1:11.48 [1] (0:11.24)	1:00.24 [1] (0:11.61)	0:48.63 [1] (0:11.78)	0:36.85 [1] (0:11.68)	0:25.17 [2] (0:12.50)	0:12.67 [5] (0:12.67)
Average Speed [km/h]	49.1	63.4	64.0	62.1	61.3	60.8	57.4	55.7
Top Speed [km/h]	63.2	65.0	65.8	64.0	62.9	63.4	58.1	57.4
Avg. Dist. to Rail [m]	6.2	1.5	0.9	0.5	1.2	2.7	0.7	0.1
Avg. Stride Freq. [Hz]	2.5	2.5	2.4	2.4	2.4	2.4	2.3	2.3
Avg. Stride Length [m]	6.0	7.2	7.5	7.5	7.2	7.2	6.9	6.9



[ ] Ranking at each section and finish  
 -:-:- No data available at this section  
 NA No data available

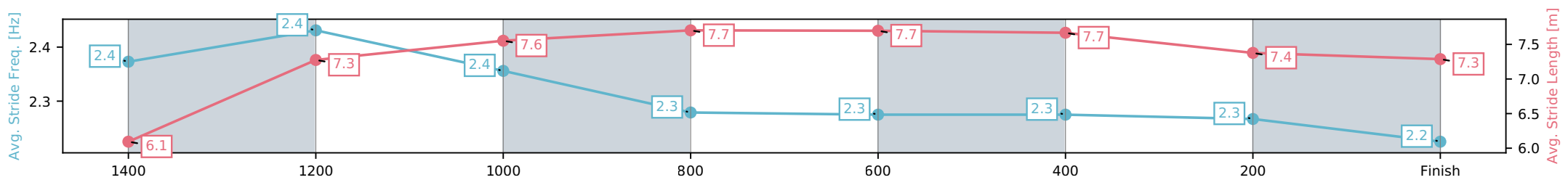
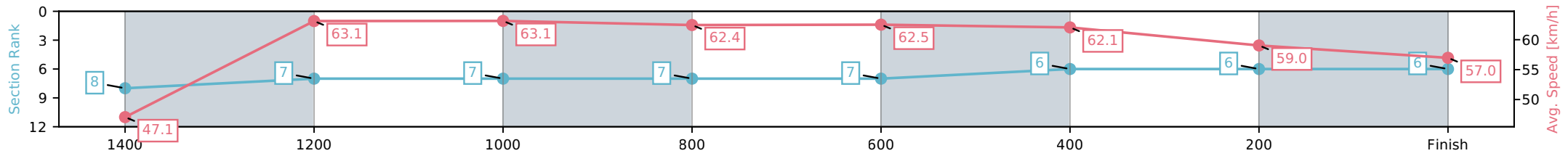
Horse/Jockey Name	Neoclassicism/Brandon Lerena
Finish Rank	6
Fastest Section Time (Section)	0:11.41 (1200-1000)
Top Speed [km/h] (Section)	64.9 (1200-1000)
Race State	Finished



Aquis Park Gold Coast Poly QLD  
 Race 8: XXXX GOLD RATINGS BAND 0 - 55 Handicap - 1540m  
 02 May 2026 - 4:30PM  
 Track Rating: N/A, Weather: Overcast, Rail Position: True Entire Circuit



Section	L1540	L1400	L1200	L1000	L800	L600	L400	L200
Section Times	1:33.33 (0:10.64)	1:22.69 [7] (0:11.51)	1:11.18 [7] (0:11.41)	0:59.77 [7] (0:11.54)	0:48.24 [7] (0:11.61)	0:36.63 [6] (0:11.72)	0:24.92 [6] (0:12.28)	0:12.64 [6] (0:12.64)
Average Speed [km/h]	47.1	63.1	63.1	62.4	62.5	62.1	59.0	57.0
Top Speed [km/h]	62.2	64.0	64.9	63.0	63.1	63.4	60.4	58.8
Avg. Dist. to Rail [m]	5.0	1.1	1.8	0.6	1.4	1.9	4.9	5.9
Avg. Stride Freq. [Hz]	2.4	2.4	2.4	2.3	2.3	2.3	2.3	2.2
Avg. Stride Length [m]	6.1	7.3	7.6	7.7	7.7	7.7	7.4	7.3



[ ] Ranking at each section and finish  
 -:-:- No data available at this section  
 NA No data available

Horse/Jockey Name	Sea Of Qi/Danny Peisley
Finish Rank	7
Fastest Section Time (Section)	0:11.32 (1200-1000)
Top Speed [km/h] (Section)	64.2 (1200-1000)
Race State	Finished



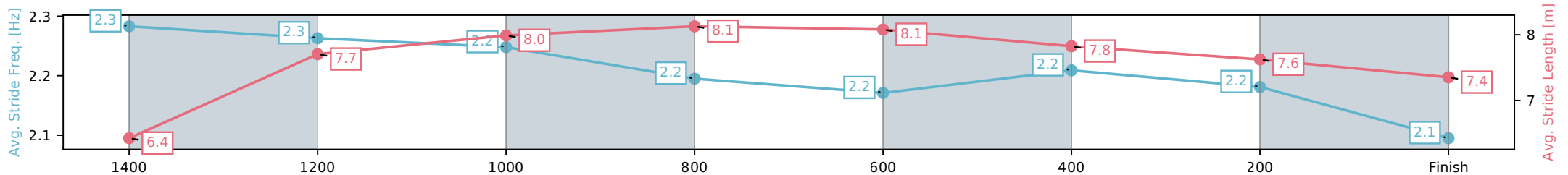
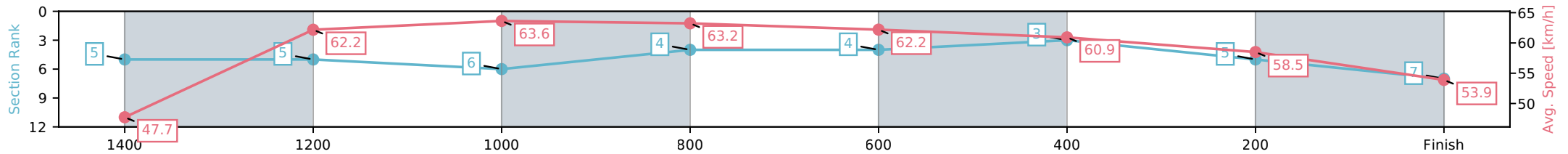
Aquis Park Gold Coast Poly QLD  
 Race 8: XXXX GOLD RATINGS BAND 0 - 55 Handicap - 1540m



02 May 2026 - 4:30PM

Track Rating: N/A, Weather: Overcast, Rail Position: True Entire Circuit

Section	L1540	L1400	L1200	L1000	L800	L600	L400	L200
Section Times	1:33.93 (0:10.53)	1:23.40 [5] (0:11.51)	1:11.89 [6] (0:11.32)	1:00.57 [4] (0:11.37)	0:49.20 [4] (0:11.62)	0:37.58 [3] (0:11.85)	0:25.73 [5] (0:12.34)	0:13.39 [7] (0:13.39)
Average Speed [km/h]	47.7	62.2	63.6	63.2	62.2	60.9	58.5	53.9
Top Speed [km/h]	61.3	63.7	64.2	63.6	63.0	62.9	60.3	57.2
Avg. Dist. to Rail [m]	2.0	0.7	0.3	0.4	0.8	0.7	1.2	1.8
Avg. Stride Freq. [Hz]	2.3	2.3	2.2	2.2	2.2	2.2	2.2	2.1
Avg. Stride Length [m]	6.4	7.7	8.0	8.1	8.1	7.8	7.6	7.4



- [ ] Ranking at each section and finish
- :-:- No data available at this section
- NA No data available

Horse/Jockey Name	Shooting Firm/Jason Taylor
Finish Rank	8
Fastest Section Time (Section)	0:11.38 (1200-1000)
Top Speed [km/h] (Section)	64.7 (1200-1000)
Race State	Finished



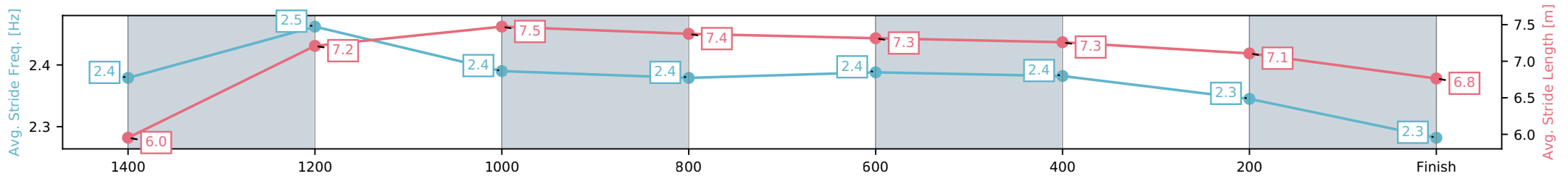
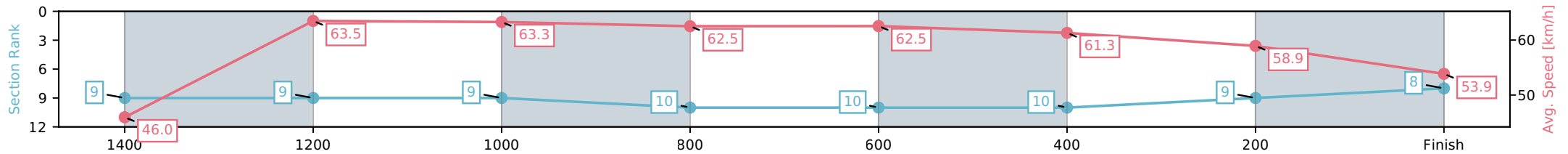
Aquis Park Gold Coast Poly QLD  
 Race 8: XXXX GOLD RATINGS BAND 0 - 55 Handicap - 1540m



02 May 2026 - 4:30PM

Track Rating: N/A, Weather: Overcast, Rail Position: True Entire Circuit

Section	L1540	L1400	L1200	L1000	L800	L600	L400	L200
Section Times	1:34.72 (0:11.00)	1:23.72 [9] (0:11.40)	1:12.32 [9] (0:11.38)	1:00.94 [10] (0:11.61)	0:49.33 [10] (0:11.74)	0:37.58 [10] (0:11.96)	0:25.62 [9] (0:12.33)	0:13.29 [8] (0:13.29)
Average Speed [km/h]	46.0	63.5	63.3	62.5	62.5	61.3	58.9	53.9
Top Speed [km/h]	62.8	64.6	64.7	63.2	63.6	62.8	60.0	57.8
Avg. Dist. to Rail [m]	8.9	0.7	2.5	2.8	3.6	3.9	5.6	7.4
Avg. Stride Freq. [Hz]	2.4	2.5	2.4	2.4	2.4	2.4	2.3	2.3
Avg. Stride Length [m]	6.0	7.2	7.5	7.4	7.3	7.3	7.1	6.8



- [ ] Ranking at each section and finish
- :-:- No data available at this section
- NA No data available

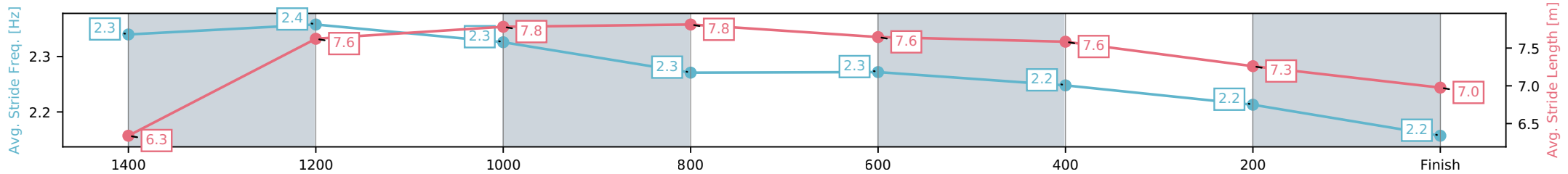
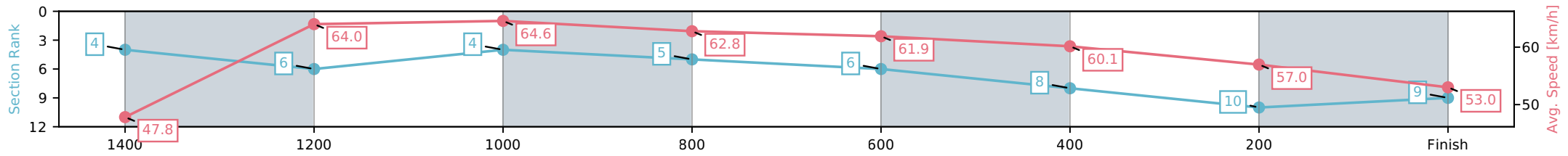
Horse/Jockey Name	Crystal Garden/Bella Youngberry
Finish Rank	9
Fastest Section Time (Section)	0:11.14 (1200-1000)
Top Speed [km/h] (Section)	65.3 (1400-1200)
Race State	Finished



Aquis Park Gold Coast Poly QLD  
 Race 8: XXXX GOLD RATINGS BAND 0 - 55 Handicap - 1540m  
 02 May 2026 - 4:30PM  
 Track Rating: N/A, Weather: Overcast, Rail Position: True Entire Circuit



Section	L1540	L1400	L1200	L1000	L800	L600	L400	L200
Section Times	1:35.09 (0:10.52)	1:24.57 [6] (0:11.60)	1:12.97 [4] (0:11.14)	1:01.83 [5] (0:11.55)	0:50.28 [6] (0:11.80)	0:38.48 [8] (0:12.15)	0:26.33 [10] (0:12.68)	0:13.65 [9] (0:13.65)
Average Speed [km/h]	47.8	64.0	64.6	62.8	61.9	60.1	57.0	53.0
Top Speed [km/h]	63.9	65.3	65.0	64.4	62.5	61.9	59.0	54.9
Avg. Dist. to Rail [m]	8.3	3.8	2.7	2.3	2.8	2.6	2.2	3.0
Avg. Stride Freq. [Hz]	2.3	2.4	2.3	2.3	2.3	2.2	2.2	2.2
Avg. Stride Length [m]	6.3	7.6	7.8	7.8	7.6	7.6	7.3	7.0



[ ] Ranking at each section and finish  
 -:-:- No data available at this section  
 NA No data available

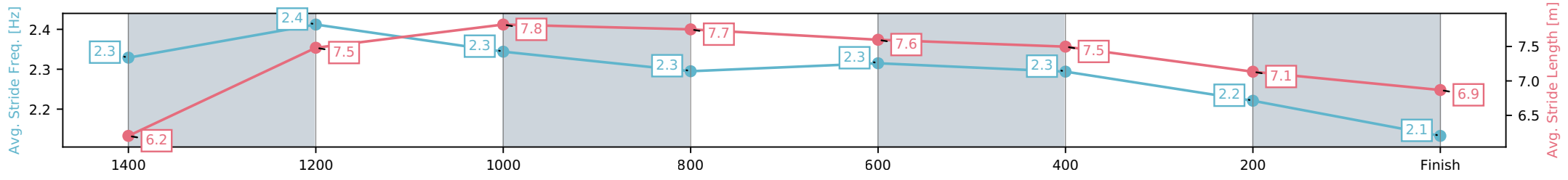
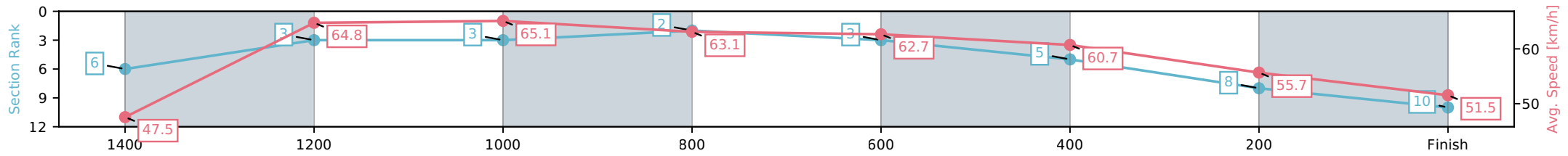
Horse/Jockey Name	Midnight Madness/Kayla Johnston
Finish Rank	10
Fastest Section Time (Section)	0:11.06 (1200-1000)
Top Speed [km/h] (Section)	66.9 (1400-1200)
Race State	Finished



Aquis Park Gold Coast Poly QLD  
 Race 8: XXXX GOLD RATINGS BAND 0 - 55 Handicap - 1540m  
 02 May 2026 - 4:30PM  
 Track Rating: N/A, Weather: Overcast, Rail Position: True Entire Circuit



Section	L1540	L1400	L1200	L1000	L800	L600	L400	L200
Section Times	1:35.26 (0:10.56)	1:24.70 [3] (0:11.40)	1:13.30 [3] (0:11.06)	1:02.24 [2] (0:11.55)	0:50.69 [3] (0:11.73)	0:38.96 [5] (0:12.07)	0:26.90 [8] (0:13.02)	0:13.88 [10] (0:13.88)
Average Speed [km/h]	47.5	64.8	65.1	63.1	62.7	60.7	55.7	51.5
Top Speed [km/h]	63.3	66.9	65.5	63.8	63.2	63.6	57.8	53.8
Avg. Dist. to Rail [m]	6.7	3.3	4.1	4.3	3.6	3.5	3.4	4.8
Avg. Stride Freq. [Hz]	2.3	2.4	2.3	2.3	2.3	2.3	2.2	2.1
Avg. Stride Length [m]	6.2	7.5	7.8	7.7	7.6	7.5	7.1	6.9



[ ] Ranking at each section and finish  
 -:-:- No data available at this section  
 NA No data available