



Toowoomba QLD Professional

Race 1: VIEW HOTEL BRISBANE QTIS Two-Year-Old Maiden Plate - 1100m

02 May 2026 - 17:25



Track Rating: Good 4, Weather: Overcast, Rail Position: +1.5m Entire Circuit

Section		Overall	1000m	800m	600m	400m	200m	Last 600m					
Field Times		1:06.97 (0:08.47)	0:58.50 (0:11.48)	0:47.02 (0:11.49)	0:35.53 (0:11.61)	0:23.92 (0:11.72)	0:12.20 (0:12.20)	0:35.53					
Rank	TAB Horse/Jockey	Barrier	Top Speed [km/h]	Fastest Section	Margin						Distance Travelled [m]		
1	3 HIGH PROPHET Ashley Butler	1	64.3 400m	0:08.98 Overall	1:06.97 [1] (0:08.98)	0:57.99 [5] (0:11.56)	0:46.43 [5] (0:11.58)	0:34.85 [6] (0:11.48)	0:23.37 [4] (0:11.51)	0:11.86 [4] (0:11.86)	1:06.97	0:34.85	
2	2 FINAL CRUSADE Georgina Cartwright	3	64.5 800m	0:08.47 Overall	1:07.12 [2] (0:08.47)	0:58.65 [1] (0:11.48)	0:47.17 [1] (0:11.49)	0:35.68 [1] (0:11.61)	0:24.07 [1] (0:11.72)	0:12.35 [1] (0:12.35)	0.87L	0:35.68	-4
3	5 O'REILLYS FLIGHT Chloe Lowe	6	65.4 1000m	0:08.81 Overall	1:07.42 [3] (0:08.81)	0:58.61 [3] (0:11.40)	0:47.21 [2] (0:11.58)	0:35.63 [3] (0:11.56)	0:24.07 [3] (0:11.62)	0:12.45 [2] (0:12.45)	2.65L	0:35.63	-1
4	9 MAGRITTE Kelsey Lenton	2	63.8 800m	0:08.63 Overall	1:07.61 [4] (0:08.63)	0:58.98 [2] (0:11.66)	0:47.32 [3] (0:11.50)	0:35.82 [2] (0:11.51)	0:24.31 [2] (0:11.78)	0:12.53 [3] (0:12.53)	3.77L	0:35.82	-3
5	13 TESSA Stacey Callow	5	64.3 1000m	0:09.02 Overall	1:08.65 [5] (0:09.02)	0:59.63 [6] (0:11.65)	0:47.98 [6] (0:11.41)	0:36.57 [5] (0:11.88)	0:24.69 [6] (0:11.93)	0:12.76 [5] (0:12.76)	9.9L	0:36.57	-1
6	7 TAP OUT Courtney Bellamy	7	64.0 1000m	0:09.38 Overall	1:08.89 [6] (0:09.38)	0:59.51 [7] (0:11.40)	0:48.11 [7] (0:11.63)	0:36.48 [7] (0:11.62)	0:24.86 [7] (0:12.05)	0:12.81 [6] (0:12.81)	11.28L	0:36.48	-7
7	1 DIAMOND GALLERY Corey Sutherland	4	64.4 1000m	0:08.97 Overall	1:09.75 [7] (0:08.97)	1:00.78 [4] (0:11.52)	0:49.26 [4] (0:11.41)	0:37.85 [4] (0:11.78)	0:26.07 [5] (0:12.44)	0:13.63 [7] (0:13.63)	16.32L	0:37.85	-5

Scratched: Jet Two Mars (#4), Rum And Beer (#6), Crimson Commander (#8), Pixie Lane (#10), Ready To Boil (#11), Royal Diamond (#12), Win Star (#14)



Horse/Jockey Name	High Prophet
Final Rank	1
Fastest Section Time (Section)	0:08.98 (Overall)
Top Speed [km/h] (Section)	64.3 (400m)
Race State	Finished



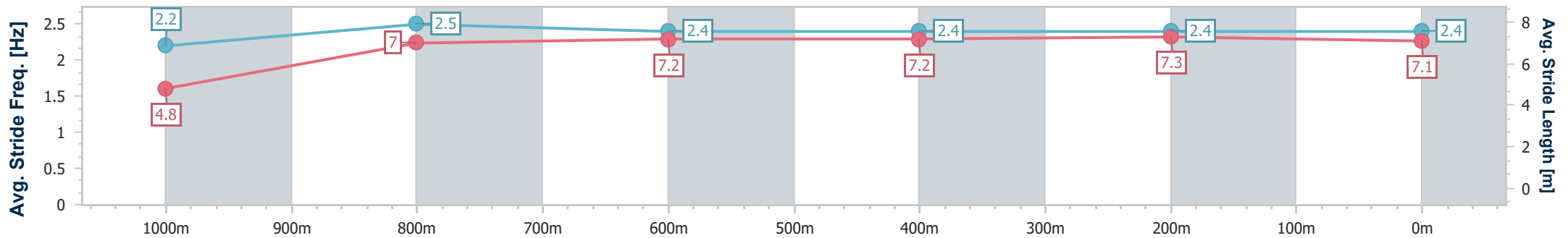
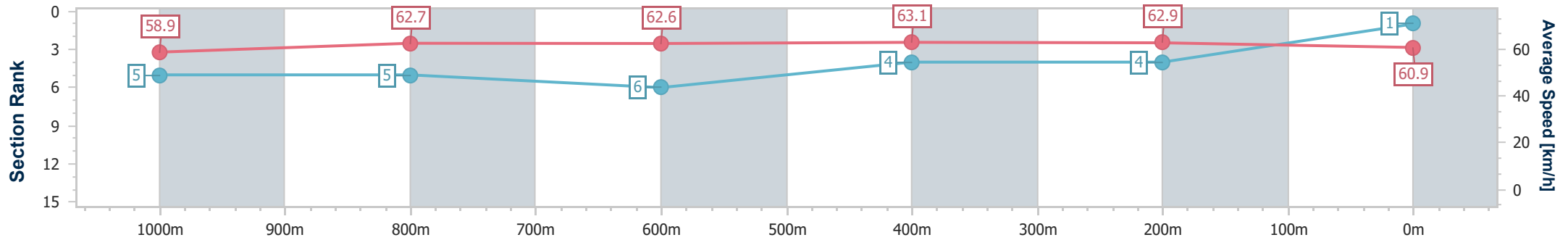
Toowoomba QLD Professional
 Race 1: VIEW HOTEL BRISBANE QTIS Two-Year-Old Maiden
 Plate - 1100m



02 May 2026 - 17:25

Track Rating: Good 4, Weather: Overcast, Rail Position: +1.5m
 Entire Circuit

Section	Overall	1000m	800m	600m	400m	200m
Section Times	1:06.97 [1] (0:08.98)	0:57.99 [5] (0:11.56)	0:46.43 [5] (0:11.58)	0:34.85 [6] (0:11.48)	0:23.37 [4] (0:11.51)	0:11.86 [4] (0:11.86)
Average Speed [km/h]	58.9	62.7	62.6	63.1	62.9	60.9
Top Speed [km/h]	61.5	63.3	63.3	63.7	64.3	62.0
Avg. Dist. to Rail [m]	2.7	2.0	2.0	1.4	2.2	4.3
Avg. Stride Freq. [Hz]	2.2	2.5	2.4	2.4	2.4	2.4
Avg. Stride Length [m]	4.8	7.0	7.2	7.2	7.3	7.1



- [] Ranking at each section and finish
- .-.- No data available at this section
- NA No data available



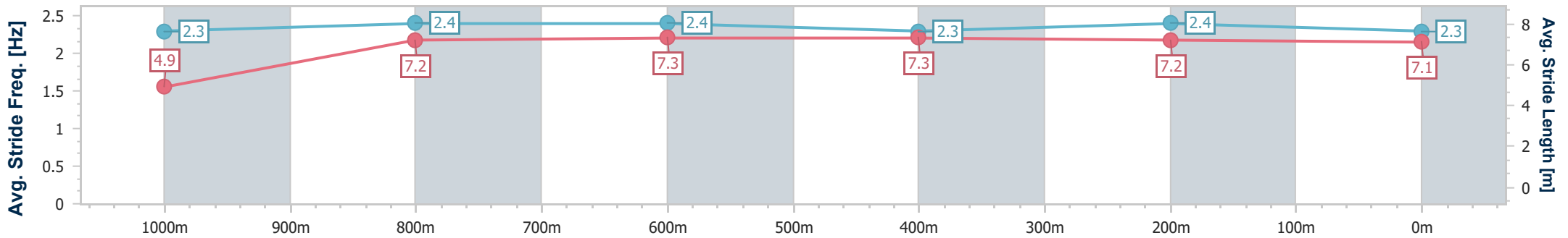
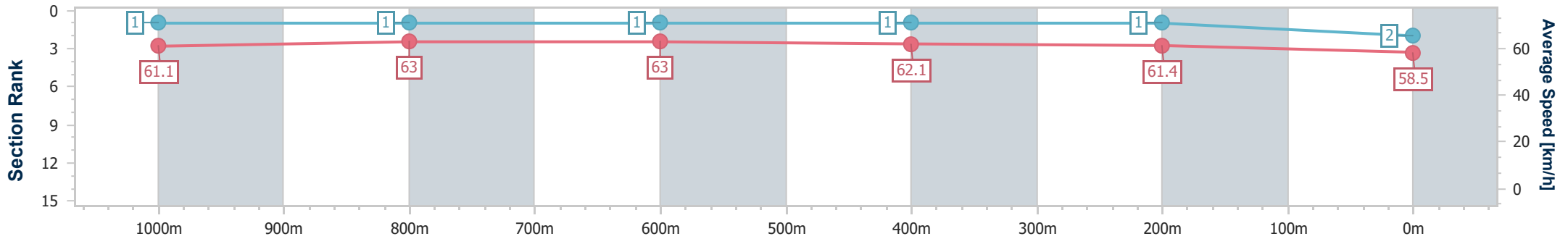
Horse/Jockey Name	Final Crusade
Final Rank	2
Fastest Section Time (Section)	0:08.47 (Overall)
Top Speed [km/h] (Section)	64.5 (800m)
Race State	Finished



Toowoomba QLD Professional
 Race 1: VIEW HOTEL BRISBANE QTIS Two-Year-Old Maiden
 Plate - 1100m
 02 May 2026 - 17:25
 Track Rating: Good 4, Weather: Overcast, Rail Position: +1.5m
 Entire Circuit



Section	Overall	1000m	800m	600m	400m	200m
Section Times	1:07.12 [2] (0:08.47)	0:58.65 [1] (0:11.48)	0:47.17 [1] (0:11.49)	0:35.68 [1] (0:11.61)	0:24.07 [1] (0:11.72)	0:12.35 [1] (0:12.35)
Average Speed [km/h]	61.1	63.0	63.0	62.1	61.4	58.5
Top Speed [km/h]	63.1	64.4	64.5	63.4	63.2	60.5
Avg. Dist. to Rail [m]	5.2	1.6	1.9	0.7	0.3	1.3
Avg. Stride Freq. [Hz]	2.3	2.4	2.4	2.3	2.4	2.3
Avg. Stride Length [m]	4.9	7.2	7.3	7.3	7.2	7.1



- [] Ranking at each section and finish
- .-.- No data available at this section
- NA No data available



Horse/Jockey Name	O'reillys Flight
Final Rank	3
Fastest Section Time (Section)	0:08.81 (Overall)
Top Speed [km/h] (Section)	65.4 (1000m)
Race State	Finished



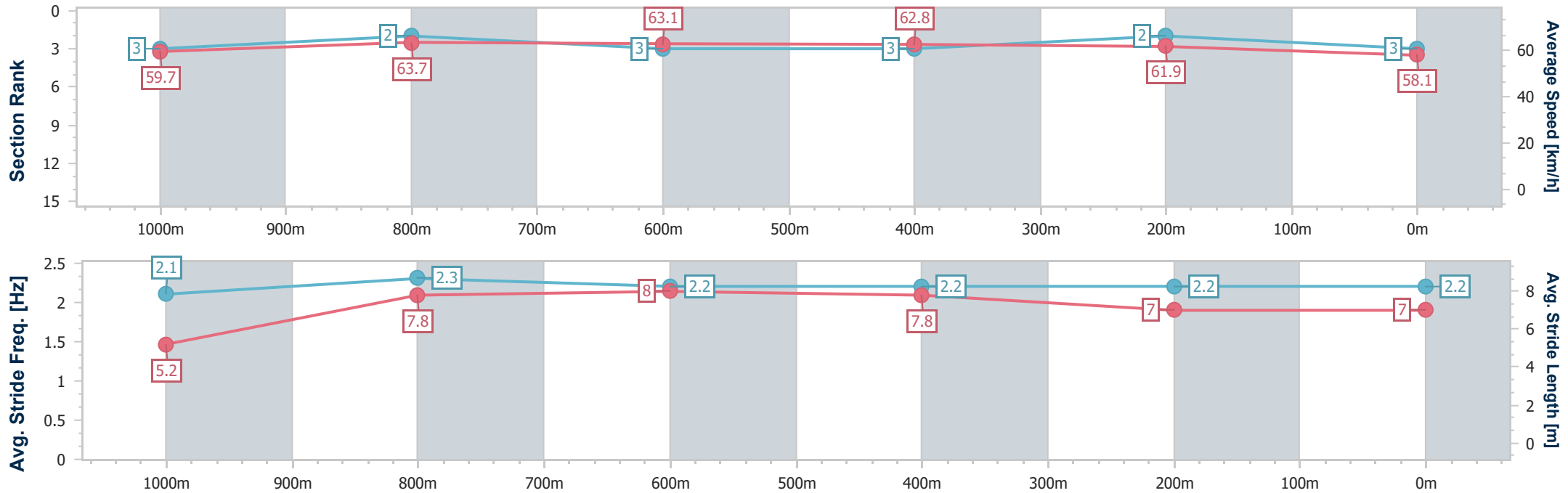
Toowoomba QLD Professional
 Race 1: VIEW HOTEL BRISBANE QTIS Two-Year-Old Maiden
 Plate - 1100m



02 May 2026 - 17:25

Track Rating: Good 4, Weather: Overcast, Rail Position: +1.5m
 Entire Circuit

Section	Overall	1000m	800m	600m	400m	200m
Section Times	1:07.42 [3] (0:08.81)	0:58.61 [3] (0:11.40)	0:47.21 [2] (0:11.58)	0:35.63 [3] (0:11.56)	0:24.07 [3] (0:11.62)	0:12.45 [2] (0:12.45)
Average Speed [km/h]	59.7	63.7	63.1	62.8	61.9	58.1
Top Speed [km/h]	61.3	65.4	64.2	63.7	63.2	60.1
Avg. Dist. to Rail [m]	7.2	2.2	3.6	1.4	1.4	2.6
Avg. Stride Freq. [Hz]	2.1	2.3	2.2	2.2	2.2	2.2
Avg. Stride Length [m]	5.2	7.8	8.0	7.8	7.0	7.0



- [] Ranking at each section and finish
- .-.- No data available at this section
- NA No data available



Horse/Jockey Name	Magritte
Final Rank	4
Fastest Section Time (Section)	0:08.63 (Overall)
Top Speed [km/h] (Section)	63.8 (800m)
Race State	Finished



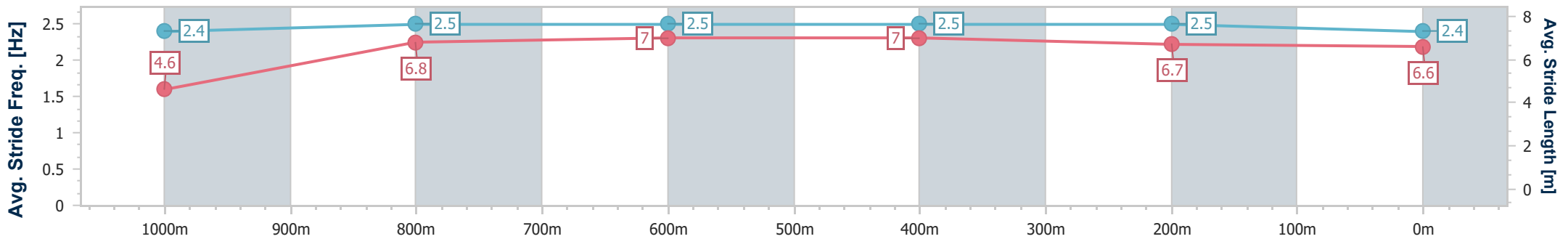
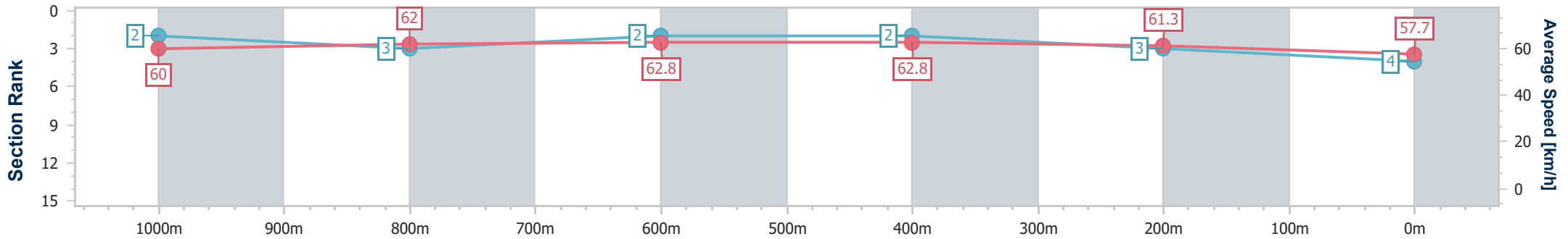
Toowoomba QLD Professional
 Race 1: VIEW HOTEL BRISBANE QTIS Two-Year-Old Maiden
 Plate - 1100m



02 May 2026 - 17:25

Track Rating: Good 4, Weather: Overcast, Rail Position: +1.5m
 Entire Circuit

Section	Overall	1000m	800m	600m	400m	200m								
Section Times	1:07.61 [4] (0:08.63)	0:58.98 [2] (0:11.66)	0:47.32 [3] (0:11.50)	0:35.82 [2] (0:11.51)	0:24.31 [2] (0:11.78)	0:12.53 [3] (0:12.53)								
Average Speed [km/h]	60.0	62.0	62.8	62.8	61.3	57.7								
Top Speed [km/h]	62.2	62.8	63.8	63.6	62.3	59.7								
Avg. Dist. to Rail [m]	3.6	1.4	1.0	0.7	0.9	0.3								
Avg. Stride Freq. [Hz]	2.4	2.5	2.5	2.5	2.5	2.4								
Avg. Stride Length [m]	4.6	6.8	7.0	7.0	6.7	6.6								



- [] Ranking at each section and finish
- .-.- No data available at this section
- NA No data available



Horse/Jockey Name	Tessa
Final Rank	5
Fastest Section Time (Section)	0:09.02 (Overall)
Top Speed [km/h] (Section)	64.3 (1000m)
Race State	Finished



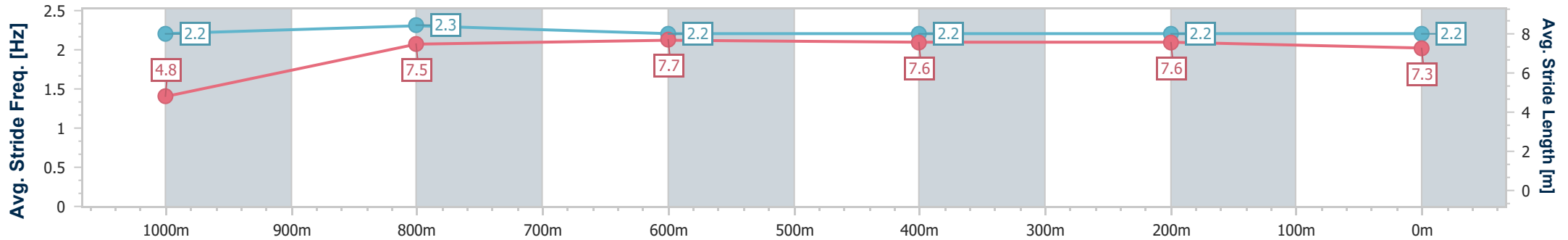
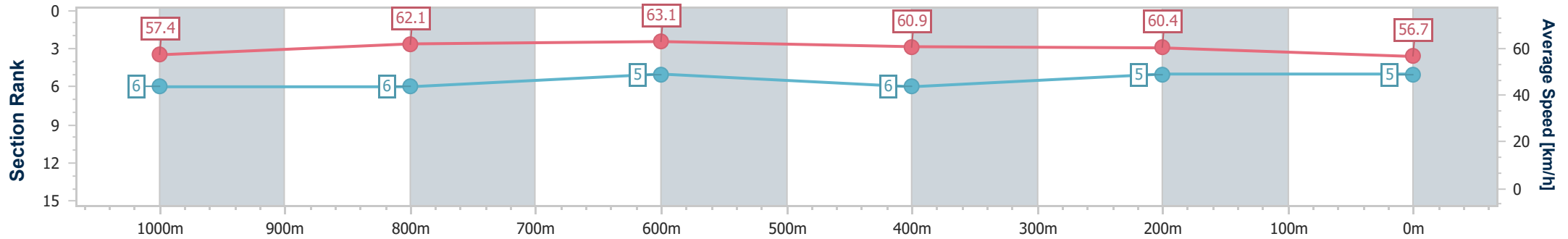
Toowoomba QLD Professional
 Race 1: VIEW HOTEL BRISBANE QTIS Two-Year-Old Maiden
 Plate - 1100m



02 May 2026 - 17:25

Track Rating: Good 4, Weather: Overcast, Rail Position: +1.5m
 Entire Circuit

Section	Overall	1000m	800m	600m	400m	200m
Section Times	1:08.65 [5] (0:09.02)	0:59.63 [6] (0:11.65)	0:47.98 [6] (0:11.41)	0:36.57 [5] (0:11.88)	0:24.69 [6] (0:11.93)	0:12.76 [5] (0:12.76)
Average Speed [km/h]	57.4	62.1	63.1	60.9	60.4	56.7
Top Speed [km/h]	59.6	64.3	64.2	61.6	62.0	59.8
Avg. Dist. to Rail [m]	6.8	2.5	1.9	1.7	1.0	1.3
Avg. Stride Freq. [Hz]	2.2	2.3	2.2	2.2	2.2	2.2
Avg. Stride Length [m]	4.8	7.5	7.7	7.6	7.6	7.3



- [] Ranking at each section and finish
- .-.- No data available at this section
- NA No data available



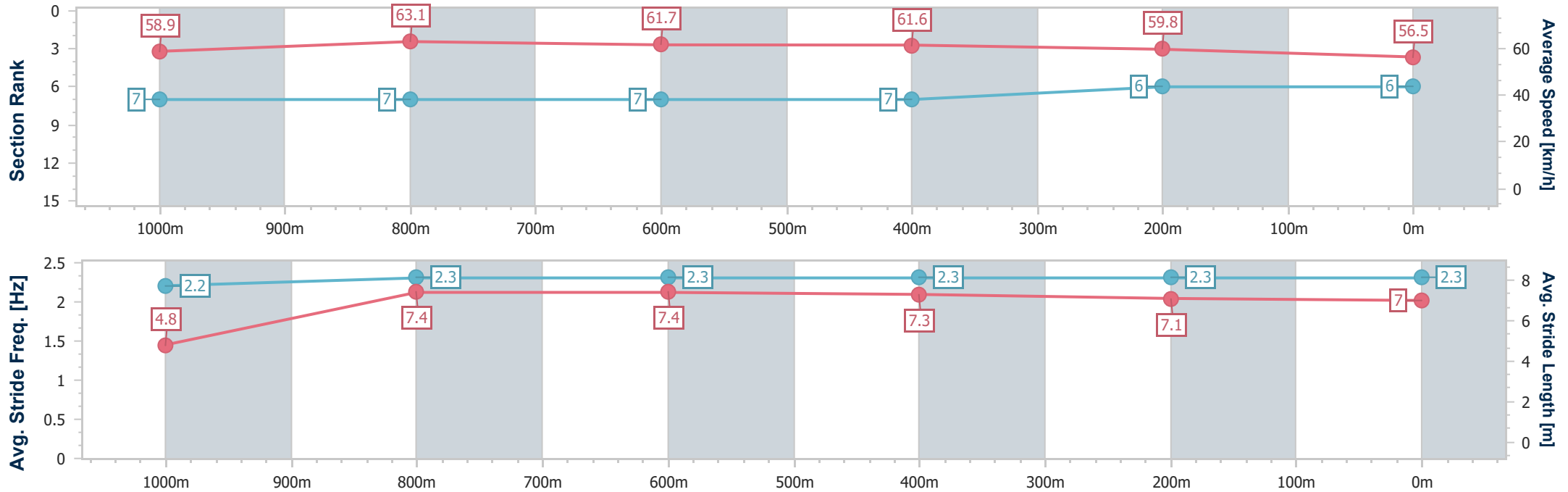
Horse/Jockey Name	Tap Out
Final Rank	6
Fastest Section Time (Section)	0:09.38 (Overall)
Top Speed [km/h] (Section)	64.0 (1000m)
Race State	Finished



Toowoomba QLD Professional
 Race 1: VIEW HOTEL BRISBANE QTIS Two-Year-Old Maiden
 Plate - 1100m
 02 May 2026 - 17:25
 Track Rating: Good 4, Weather: Overcast, Rail Position: +1.5m
 Entire Circuit



Section	Overall	1000m	800m	600m	400m	200m
Section Times	1:08.89 [6] (0:09.38)	0:59.51 [7] (0:11.40)	0:48.11 [7] (0:11.63)	0:36.48 [7] (0:11.62)	0:24.86 [7] (0:12.05)	0:12.81 [6] (0:12.81)
Average Speed [km/h]	58.9	63.1	61.7	61.6	59.8	56.5
Top Speed [km/h]	61.4	64.0	63.1	62.4	60.9	58.5
Avg. Dist. to Rail [m]	7.4	0.7	1.2	0.9	0.8	0.7
Avg. Stride Freq. [Hz]	2.2	2.3	2.3	2.3	2.3	2.3
Avg. Stride Length [m]	4.8	7.4	7.4	7.3	7.1	7.0



- [] Ranking at each section and finish
- .-.- No data available at this section
- NA No data available



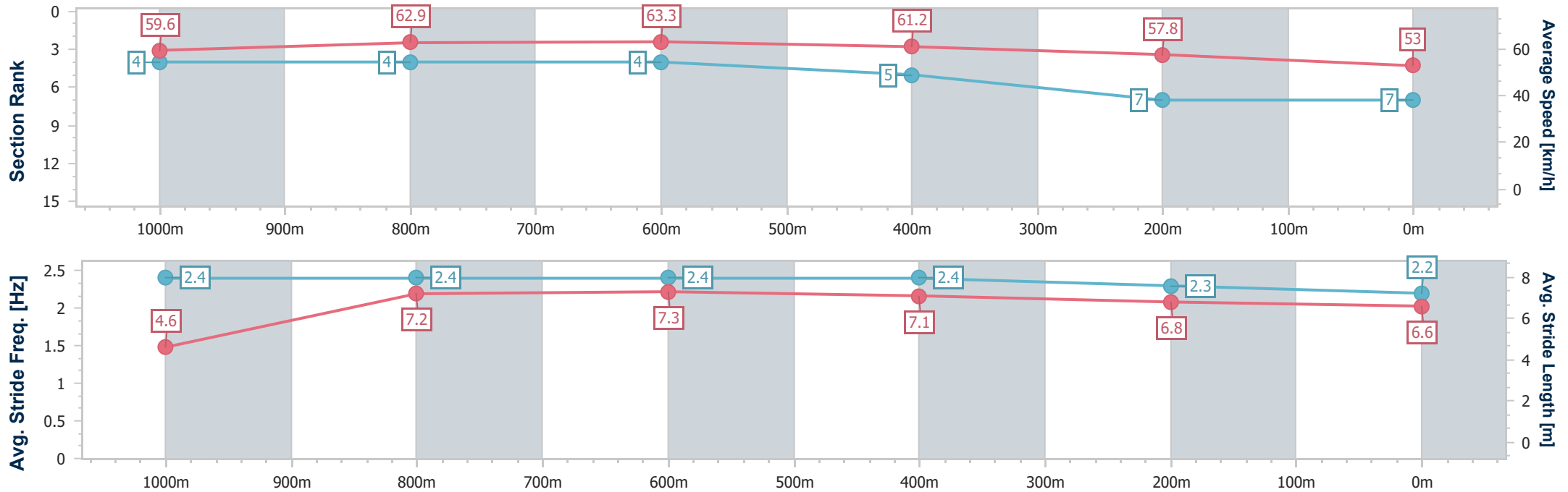
Horse/Jockey Name	Diamond Gallery
Final Rank	7
Fastest Section Time (Section)	0:08.97 (Overall)
Top Speed [km/h] (Section)	64.4 (1000m)
Race State	Finished



Toowoomba QLD Professional
 Race 1: VIEW HOTEL BRISBANE QTIS Two-Year-Old Maiden
 Plate - 1100m
 02 May 2026 - 17:25
 Track Rating: Good 4, Weather: Overcast, Rail Position: +1.5m
 Entire Circuit



Section	Overall	1000m	800m	600m	400m	200m
Section Times	1:09.75 [7] (0:08.97)	1:00.78 [4] (0:11.52)	0:49.26 [4] (0:11.41)	0:37.85 [4] (0:11.78)	0:26.07 [5] (0:12.44)	0:13.63 [7] (0:13.63)
Average Speed [km/h]	59.6	62.9	63.3	61.2	57.8	53.0
Top Speed [km/h]	61.2	64.4	64.1	63.3	58.8	56.7
Avg. Dist. to Rail [m]	4.7	1.9	0.5	0.2	0.5	0.5
Avg. Stride Freq. [Hz]	2.4	2.4	2.4	2.4	2.3	2.2
Avg. Stride Length [m]	4.6	7.2	7.3	7.1	6.8	6.6



- [] Ranking at each section and finish
- .-.- No data available at this section
- NA No data available



Toowoomba QLD

Race 2: ELEGANT BLINDS TOOWOOMBA BENCHMARK 60 Handicap - 1200m

02 May 2026 - 5:56PM

Track Rating: Good 4, Weather: Showers, Rail Position: +1.5m Entire Circuit



Field Times (Race Tempo) 1:13.88 1:00.05 0:48.85 0:37.02 0:24.95 0:12.57
 (0:13.83) (0:11.20) (0:11.83) (0:12.07) (0:12.39) (0:12.57)

Rank	TAB#	Horse	Overall Time	First 400m	Top Speed km/h (Section)	L1200	L1000	L800	L600	L400	L200		
	(BAR#)	Jockey	Margin (DT-W)	Last 600m	Fastest Section (Time)	Start - 1000	1000 - 800	800 - 600	600 - 400	400 - 200	200 - Finish		
1	13	Black 'N' Deadly	1:13.88	0:25.40	66.9 (1000-800)	1:13.88	0:59.83 [4]	0:48.48 [4]	0:36.68 [6]	0:24.69 [5]	0:12.50 [4]		
	(9)	McKenzie Apel		0:36.68	1000-800 (0:11.35)	(0:14.05)	(0:11.35)	(0:11.80)	(0:12.00)	(0:12.18)	(0:12.50)		
2	10	Toroness	1:13.94	0:25.55	65.3 (1000-800)	1:13.94	0:59.70 [5]	0:48.38 [6]	0:36.74 [5]	0:24.77 [4]	0:12.63 [1]		
	(5)	Ashley Butler	0.4L (-4)	0:36.75	1000-800 (0:11.31)	(0:14.24)	(0:11.31)	(0:11.64)	(0:11.98)	(0:12.14)	(0:12.63)		
3	8	Hell Of A Lad	1:13.98	0:25.57	65.7 (1000-800)	1:13.98	0:59.69 [7]	0:48.41 [7]	0:36.71 [7]	0:24.74 [7]	0:12.61 [3]		
	(3)	Julie Busuttin	0.6L (-2)	0:36.71	1000-800 (0:11.28)	(0:14.29)	(0:11.28)	(0:11.70)	(0:11.98)	(0:12.12)	(0:12.61)		
4	2	Golden Loom	1:14.14	0:25.87	66.2 (1000-800)	1:14.14	0:59.57 [9]	0:48.26 [9]	0:36.47 [9]	0:24.40 [10]	0:12.35 [8]		
	(4)	Corey Sutherland	1.6L (+0)	0:36.46	1000-800 (0:11.30)	(0:14.57)	(0:11.30)	(0:11.79)	(0:12.06)	(0:12.05)	(0:12.35)		
5	1	Trapeze Warrior	1:14.39	0:25.86	65.8 (1000-800)	1:14.39	0:59.85 [8]	0:48.53 [8]	0:36.75 [8]	0:24.73 [8]	0:12.59 [9]		
	(2)	Jake Molloy	3.0L (-1)	0:36.75	1000-800 (0:11.32)	(0:14.54)	(0:11.32)	(0:11.79)	(0:12.02)	(0:12.14)	(0:12.59)		
6	5	Botanica	1:14.57	0:25.03	66.7 (1000-800)	1:14.57	1:00.74 [1]	0:49.54 [1]	0:37.71 [1]	0:25.62 [2]	0:13.22 [2]		
	(12)	Kenji Yoshida	4.1L (-3)	0:37.72	1000-800 (0:11.20)	(0:13.83)	(0:11.20)	(0:11.83)	(0:12.10)	(0:12.40)	(0:13.22)		
7	7	Switchblade	1:14.58	0:25.52	66.3 (1000-800)	1:14.58	1:00.33 [6]	0:49.06 [5]	0:37.47 [4]	0:25.34 [6]	0:12.87 [7]		
	(11)	Courtney Bellamy	4.2L (-2)	0:37.47	1000-800 (0:11.27)	(0:14.25)	(0:11.27)	(0:11.59)	(0:12.14)	(0:12.46)	(0:12.87)		
8	12	Mystery Power	1:14.67	0:25.13	66.7 (1200 - 1000)	1:14.67	1:00.76 [2]	0:49.54 [2]	0:37.80 [2]	0:25.74 [1]	0:13.23 [5]		
	(10)	Damien Boche	4.7L (-1)	0:37.80	1000-800 (0:11.22)	(0:13.91)	(0:11.22)	(0:11.74)	(0:12.05)	(0:12.52)	(0:13.23)		
9	15	Jediah	1:14.75	0:26.15	65.7 (1000-800)	1:14.75	0:59.81 [10]	0:48.60 [10]	0:36.94 [10]	0:24.93 [11]	0:12.84 [10]		
	(1)	Georgina Cartwright	5.2L (-6)	0:36.94	1000-800 (0:11.21)	(0:14.94)	(0:11.21)	(0:11.67)	(0:12.01)	(0:12.09)	(0:12.84)		
10	11	All Black	1:14.99	0:25.24	66.3 (1000-800)	1:14.99	1:00.95 [3]	0:49.75 [3]	0:37.97 [3]	0:25.88 [3]	0:13.40 [6]		
	(7)	Chloe Lowe	6.6L (-9)	0:37.98	1000-800 (0:11.20)	(0:14.04)	(0:11.20)	(0:11.78)	(0:12.10)	(0:12.48)	(0:13.40)		

Scratched: Halfchance (#3), Keiko Say (#9), Koga Ninja (#14)

Report Created: Sat 02 May 2026

(Note: Races are conducted over an approximate distance as close as possible to the advertised distance, and recorded data may vary accordingly. Official times refer to race times only and do not include handicap times.)

[] Position in running at each section and finish TAB# Saddle cloth number

-:--:-- No data available at this section

NA No data available

DNT Did not track

BAR# Barrier/Gate Position

DNF Did not finish

DT-W Distance travelled compared to winner in metres

Fastest split

Fastest section



Toowoomba QLD

Race 2: ELEGANT BLINDS TOOWOOMBA BENCHMARK 60 Handicap - 1200m

02 May 2026 - 5:56PM

Track Rating: Good 4, Weather: Showers, Rail Position: +1.5m Entire Circuit



Field Times (Race Tempo) 1:13.88 (0:13.83) 1:00.05 (0:11.20) 0:48.85 (0:11.83) 0:37.02 (0:12.07) 0:24.95 (0:12.39) 0:12.57 (0:12.57)

Rank	TAB#	Horse	Overall Time	First 400m	Top Speed km/h (Section)	L1200	L1000	L800	L600	L400	L200		
	(BAR#)	Jockey	Margin (DT-W)	Last 600m	Fastest Section (Time)	Start - 1000	1000 - 800	800 - 600	600 - 400	400 - 200	200 - Finish		
11	6	Brooklyn Daisy	1:15.35	0:26.69	65.4 (800-600)	1:15.35	1:00.04 [12]	0:48.66 [12]	0:37.06 [12]	0:24.99 [12]	0:12.61 [12]		
	(8)	Rob Thorburn	8.7L (-2)	0:37.06	1000-800 (0:11.38)	(0:15.31)	(0:11.38)	(0:11.60)	(0:12.07)	(0:12.38)	(0:12.61)		
12	4	Hoot 'N' Holler	1:15.42	0:26.24	66.1 (1000-800)	1:15.42	1:00.39 [11]	0:49.18 [11]	0:37.54 [11]	0:25.69 [9]	0:13.27 [11]		
	(6)	Kelsey Lenton	9.1L (-3)	0:37.54	1000-800 (0:11.21)	(0:15.03)	(0:11.21)	(0:11.64)	(0:11.85)	(0:12.42)	(0:13.27)		

Scratched: Halfachance (#3), Keiko Say (#9), Koga Ninja (#14)

Report Created: Sat 02 May 2026

(Note: Races are conducted over an approximate distance as close as possible to the advertised distance, and recorded data may vary accordingly. Official times refer to race times only and do not include handicap times.)

[] Position in running at each section and finish TAB# Saddle cloth number

-:--:-- No data available at this section

NA No data available

DNT Did not track

BAR# Barrier/Gate Position

DNF Did not finish

DT-W Distance travelled compared to winner in metres

Fastest split

Fastest section

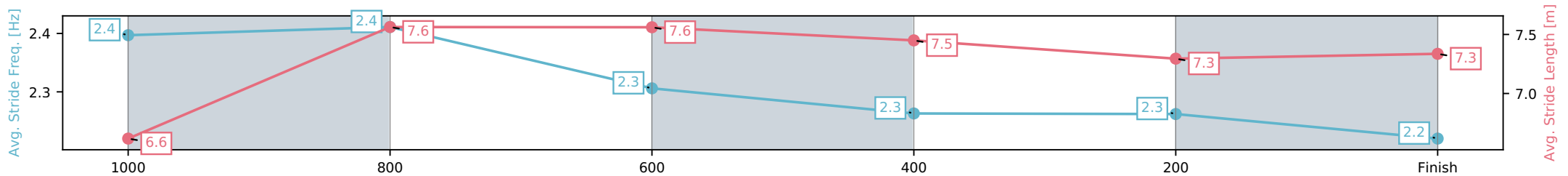
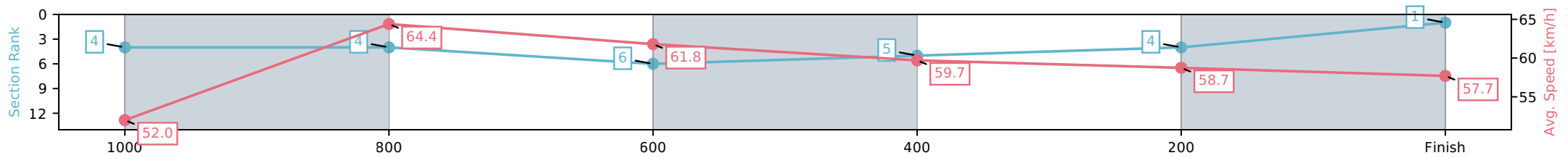
Horse/Jockey Name	Black 'N' Deadly/McKenzie Apel
Finish Rank	1
Fastest Section Time (Section)	0:11.35 (1000-800)
Top Speed [km/h] (Section)	66.9 (1000-800)
Race State	Finished



Toowoomba QLD --Professional-2026-05-02
 Race 2: ELEGANT BLINDS TOOWOOMBA BENCHMARK 60
 Handicap - 1200m
 02 May 2026 - 5:56PM
 Track Rating: Good 4, Weather: Showers, Rail Position: +1.5m Entire Circuit



Section	L1200	L1000	L800	L600	L400	L200
Section Times	1:13.88 (0:14.05)	0:59.83 [4] (0:11.35)	0:48.48 [6] (0:11.80)	0:36.68 [5] (0:12.00)	0:24.69 [4] (0:12.18)	0:12.50 [1] (0:12.50)
Average Speed [km/h]	52.0	64.4	61.8	59.7	58.7	57.7
Top Speed [km/h]	66.7	66.9	62.6	60.8	59.1	59.2
Avg. Dist. to Rail [m]	10.6	4.7	3.4	1.8	1.5	1.9
Avg. Stride Freq. [Hz]	2.4	2.4	2.3	2.3	2.3	2.2
Avg. Stride Length [m]	6.6	7.6	7.6	7.5	7.3	7.3



- [] Ranking at each section and finish
- :-:- No data available at this section
- NA No data available

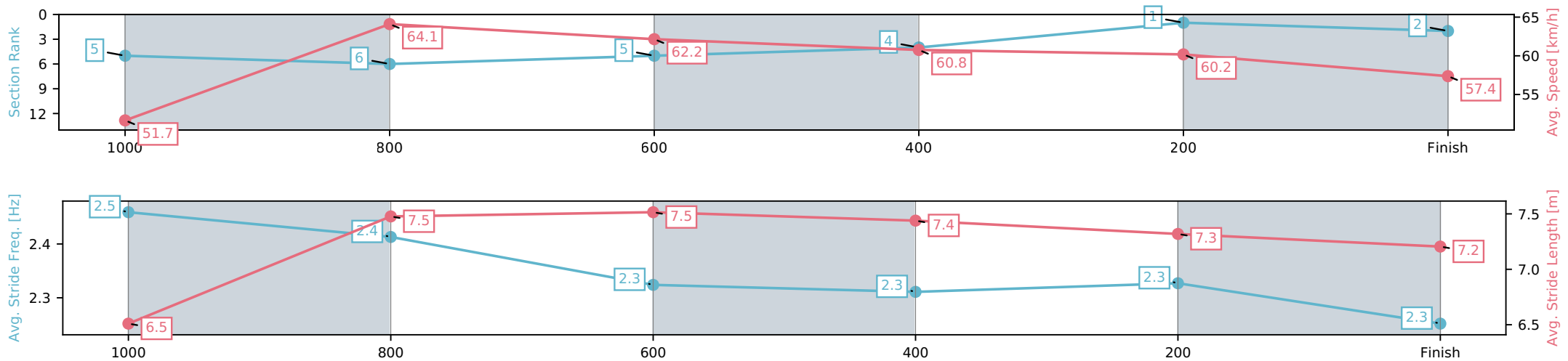
Horse/Jockey Name	Toroneess/Ashley Butler
Finish Rank	2
Fastest Section Time (Section)	0:11.31 (1000-800)
Top Speed [km/h] (Section)	65.3 (1000-800)
Race State	Finished



Toowoomba QLD --Professional-2026-05-02
 Race 2: ELEGANT BLINDS TOOWOOMBA BENCHMARK 60
 Handicap - 1200m
 02 May 2026 - 5:56PM
 Track Rating: Good 4, Weather: Showers, Rail Position: +1.5m Entire Circuit



Section	L1200	L1000	L800	L600	L400	L200
Section Times	1:13.94 (0:14.24)	0:59.70 [6] (0:11.31)	0:48.38 [5] (0:11.64)	0:36.74 [4] (0:11.98)	0:24.77 [1] (0:12.14)	0:12.63 [2] (0:12.63)
Average Speed [km/h]	51.7	64.1	62.2	60.8	60.2	57.4
Top Speed [km/h]	65.2	65.3	62.7	61.9	60.4	59.2
Avg. Dist. to Rail [m]	6.0	2.4	1.2	2.0	4.8	5.0
Avg. Stride Freq. [Hz]	2.5	2.4	2.3	2.3	2.3	2.3
Avg. Stride Length [m]	6.5	7.5	7.5	7.4	7.3	7.2



- [] Ranking at each section and finish
- .-.- No data available at this section
- NA No data available

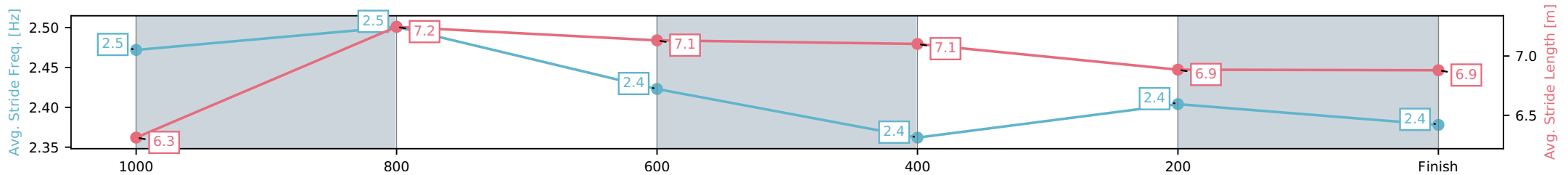
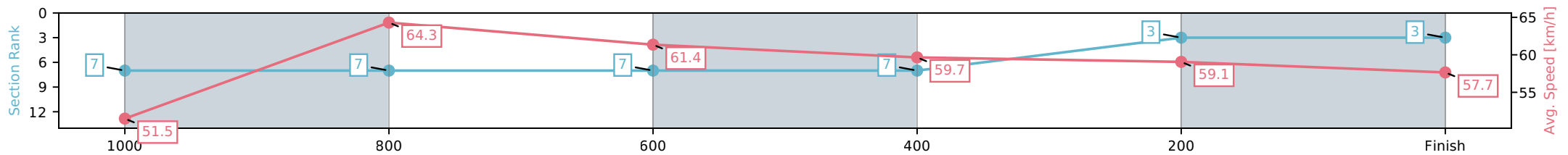
Horse/Jockey Name	Hell Of A Lad/Julie Busuttin
Finish Rank	3
Fastest Section Time (Section)	0:11.28 (1000-800)
Top Speed [km/h] (Section)	65.7 (1000-800)
Race State	Finished



Toowoomba QLD --Professional-2026-05-02
 Race 2: ELEGANT BLINDS TOOWOOMBA BENCHMARK 60
 Handicap - 1200m
 02 May 2026 - 5:56PM
 Track Rating: Good 4, Weather: Showers, Rail Position: +1.5m Entire Circuit



Section	L1200	L1000	L800	L600	L400	L200
Section Times	1:13.98 (0:14.29)	0:59.69 [7] (0:11.28)	0:48.41 [7] (0:11.70)	0:36.71 [7] (0:11.98)	0:24.74 [3] (0:12.12)	0:12.61 [3] (0:12.61)
Average Speed [km/h]	51.5	64.3	61.4	59.7	59.1	57.7
Top Speed [km/h]	65.3	65.7	62.5	60.8	59.7	59.4
Avg. Dist. to Rail [m]	5.9	2.2	0.6	1.6	1.5	0.8
Avg. Stride Freq. [Hz]	2.5	2.5	2.4	2.4	2.4	2.4
Avg. Stride Length [m]	6.3	7.2	7.1	7.1	6.9	6.9



- [] Ranking at each section and finish
- :-:- No data available at this section
- NA No data available

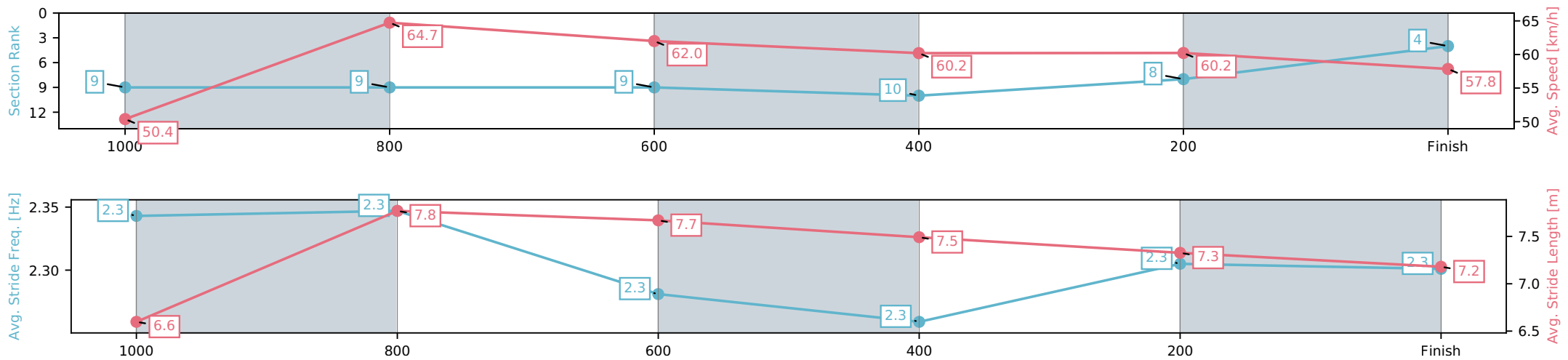
Horse/Jockey Name	Golden Loom/Corey Sutherland
Finish Rank	4
Fastest Section Time (Section)	0:11.30 (1000-800)
Top Speed [km/h] (Section)	66.2 (1000-800)
Race State	Finished



Toowoomba QLD --Professional-2026-05-02
 Race 2: ELEGANT BLINDS TOOWOOMBA BENCHMARK 60
 Handicap - 1200m
 02 May 2026 - 5:56PM
 Track Rating: Good 4, Weather: Showers, Rail Position: +1.5m Entire Circuit



Section	L1200	L1000	L800	L600	L400	L200
Section Times	1:14.14 (0:14.57)	0:59.57 [9] (0:11.30)	0:48.26 [9] (0:11.79)	0:36.47 [10] (0:12.06)	0:24.40 [8] (0:12.05)	0:12.35 [4] (0:12.35)
Average Speed [km/h]	50.4	64.7	62.0	60.2	60.2	57.8
Top Speed [km/h]	64.1	66.2	62.8	61.4	60.8	59.4
Avg. Dist. to Rail [m]	6.9	4.6	3.8	1.9	2.9	4.8
Avg. Stride Freq. [Hz]	2.3	2.3	2.3	2.3	2.3	2.3
Avg. Stride Length [m]	6.6	7.8	7.7	7.5	7.3	7.2



[] Ranking at each section and finish
 -:-:- No data available at this section
 NA No data available

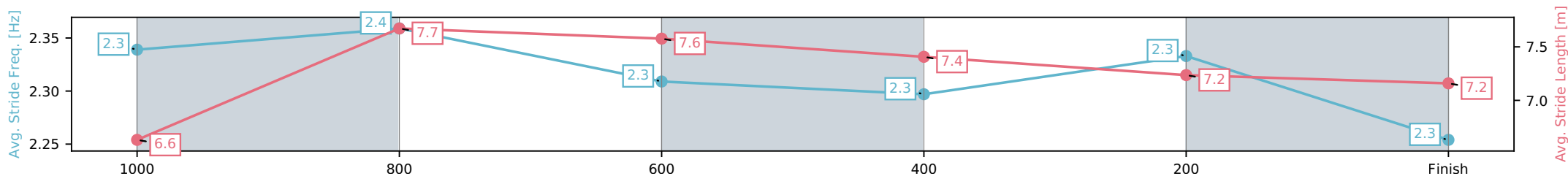
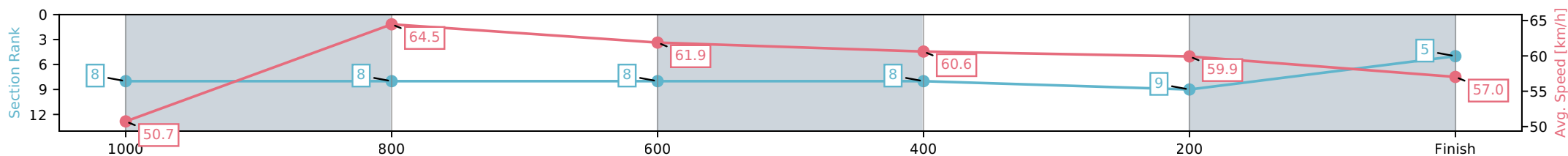
Horse/Jockey Name	Trapeze Warrior/Jake Molloy
Finish Rank	5
Fastest Section Time (Section)	0:11.32 (1000-800)
Top Speed [km/h] (Section)	65.8 (1000-800)
Race State	Finished



Toowoomba QLD --Professional-2026-05-02
 Race 2: ELEGANT BLINDS TOOWOOMBA BENCHMARK 60
 Handicap - 1200m
 02 May 2026 - 5:56PM
 Track Rating: Good 4, Weather: Showers, Rail Position: +1.5m Entire Circuit



Section	L1200	L1000	L800	L600	L400	L200
Section Times	1:14.39 (0:14.54)	0:59.85 [8] (0:11.32)	0:48.53 [8] (0:11.79)	0:36.75 [8] (0:12.02)	0:24.73 [9] (0:12.14)	0:12.59 [5] (0:12.59)
Average Speed [km/h]	50.7	64.5	61.9	60.6	59.9	57.0
Top Speed [km/h]	65.3	65.8	64.0	61.2	61.3	58.4
Avg. Dist. to Rail [m]	3.8	3.2	3.7	2.3	3.5	5.6
Avg. Stride Freq. [Hz]	2.3	2.4	2.3	2.3	2.3	2.3
Avg. Stride Length [m]	6.6	7.7	7.6	7.4	7.2	7.2



- [] Ranking at each section and finish
- :-:- No data available at this section
- NA No data available

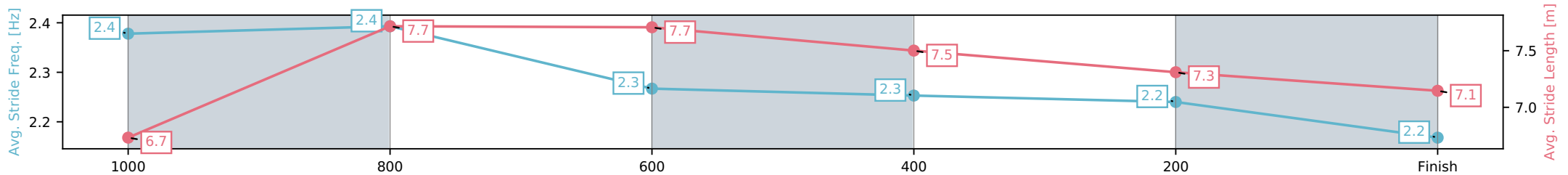
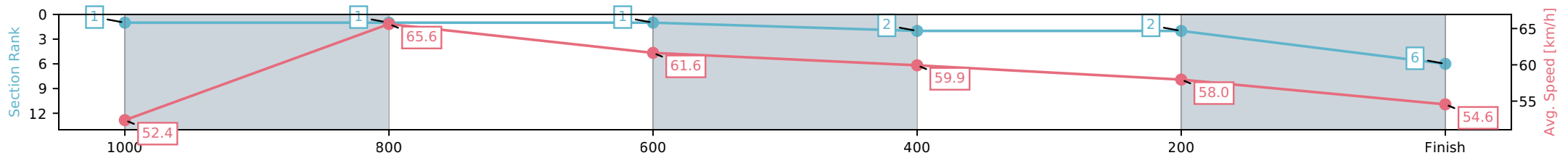
Horse/Jockey Name	Botanica/Kenji Yoshida
Finish Rank	6
Fastest Section Time (Section)	0:11.20 (1000-800)
Top Speed [km/h] (Section)	66.7 (1000-800)
Race State	Finished



Toowoomba QLD --Professional-2026-05-02
 Race 2: ELEGANT BLINDS TOOWOOMBA BENCHMARK 60
 Handicap - 1200m
 02 May 2026 - 5:56PM
 Track Rating: Good 4, Weather: Showers, Rail Position: +1.5m Entire Circuit



Section	L1200	L1000	L800	L600	L400	L200
Section Times	1:14.57 (0:13.83)	1:00.74 [1] (0:11.20)	0:49.54 [1] (0:11.83)	0:37.71 [2] (0:12.10)	0:25.62 [2] (0:12.40)	0:13.22 [6] (0:13.22)
Average Speed [km/h]	52.4	65.6	61.6	59.9	58.0	54.6
Top Speed [km/h]	66.2	66.7	64.2	61.1	58.9	57.4
Avg. Dist. to Rail [m]	13.4	6.4	3.6	1.5	0.4	0.6
Avg. Stride Freq. [Hz]	2.4	2.4	2.3	2.3	2.2	2.2
Avg. Stride Length [m]	6.7	7.7	7.7	7.5	7.3	7.1



[] Ranking at each section and finish
 -:-:- No data available at this section
 NA No data available

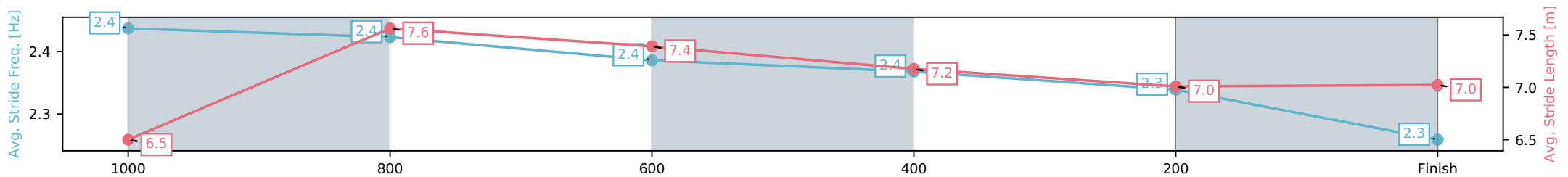
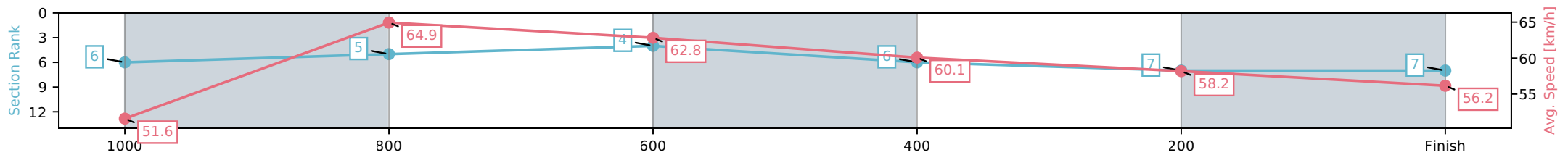
Horse/Jockey Name	Switchblade/Courtney Bellamy
Finish Rank	7
Fastest Section Time (Section)	0:11.27 (1000-800)
Top Speed [km/h] (Section)	66.3 (1000-800)
Race State	Finished



Toowoomba QLD --Professional-2026-05-02
 Race 2: ELEGANT BLINDS TOOWOOMBA BENCHMARK 60
 Handicap - 1200m
 02 May 2026 - 5:56PM
 Track Rating: Good 4, Weather: Showers, Rail Position: +1.5m Entire Circuit



Section	L1200	L1000	L800	L600	L400	L200
Section Times	1:14.58 (0:14.25)	1:00.33 [5] (0:11.27)	0:49.06 [4] (0:11.59)	0:37.47 [6] (0:12.14)	0:25.34 [7] (0:12.46)	0:12.87 [7] (0:12.87)
Average Speed [km/h]	51.6	64.9	62.8	60.1	58.2	56.2
Top Speed [km/h]	66.1	66.3	63.5	62.2	59.4	57.5
Avg. Dist. to Rail [m]	12.7	5.5	3.1	2.6	2.6	5.1
Avg. Stride Freq. [Hz]	2.4	2.4	2.4	2.4	2.3	2.3
Avg. Stride Length [m]	6.5	7.6	7.4	7.2	7.0	7.0



- [] Ranking at each section and finish
- :-:- No data available at this section
- NA No data available

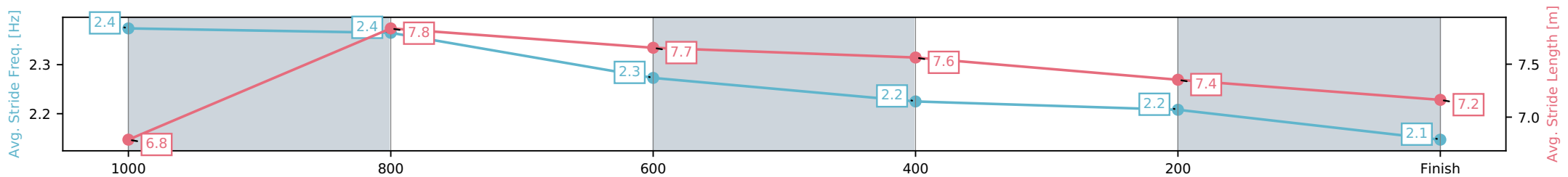
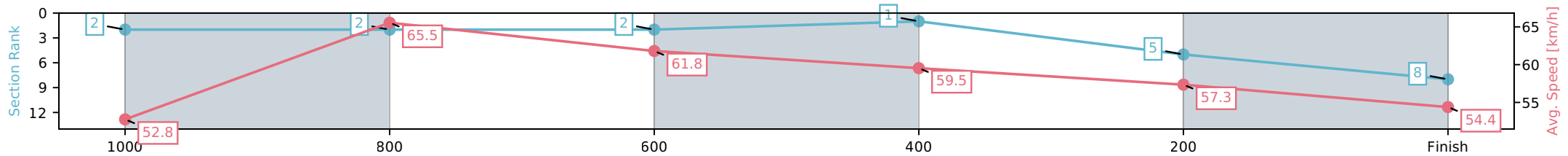
Horse/Jockey Name	Mystery Power/Damien Boche
Finish Rank	8
Fastest Section Time (Section)	0:11.22 (1000-800)
Top Speed [km/h] (Section)	66.7 (1200 - 1000)
Race State	Finished



Toowoomba QLD --Professional-2026-05-02
 Race 2: ELEGANT BLINDS TOOWOOMBA BENCHMARK 60
 Handicap - 1200m
 02 May 2026 - 5:56PM
 Track Rating: Good 4, Weather: Showers, Rail Position: +1.5m Entire Circuit



Section	L1200	L1000	L800	L600	L400	L200
Section Times	1:14.67 (0:13.91)	1:00.76 [2] (0:11.22)	0:49.54 [2] (0:11.74)	0:37.80 [1] (0:12.05)	0:25.74 [5] (0:12.52)	0:13.23 [8] (0:13.23)
Average Speed [km/h]	52.8	65.5	61.8	59.5	57.3	54.4
Top Speed [km/h]	66.7	66.6	63.3	61.3	58.1	55.6
Avg. Dist. to Rail [m]	13.6	6.8	2.1	0.8	0.9	0.4
Avg. Stride Freq. [Hz]	2.4	2.4	2.3	2.2	2.2	2.1
Avg. Stride Length [m]	6.8	7.8	7.7	7.6	7.4	7.2



- [] Ranking at each section and finish
- :-:- No data available at this section
- NA No data available

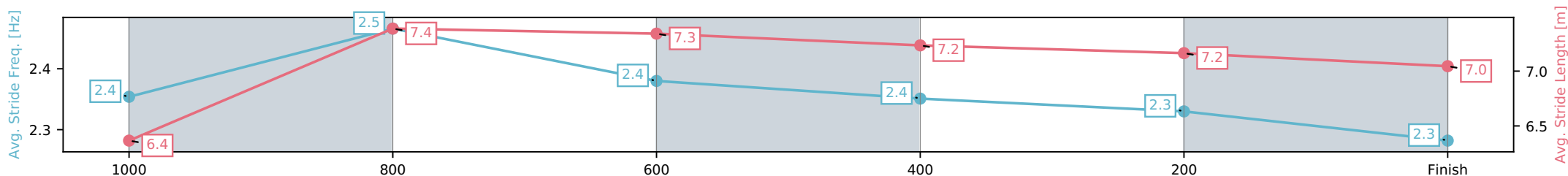
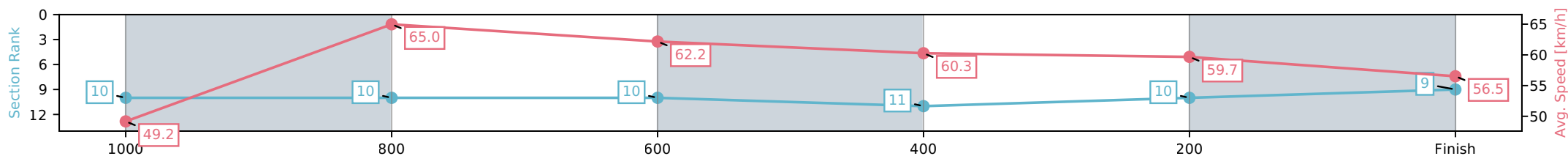
Horse/Jockey Name	Jediah/Georgina Cartwright
Finish Rank	9
Fastest Section Time (Section)	0:11.21 (1000-800)
Top Speed [km/h] (Section)	65.7 (1000-800)
Race State	Finished



Toowoomba QLD --Professional-2026-05-02
 Race 2: ELEGANT BLINDS TOWOOMBA BENCHMARK 60
 Handicap - 1200m
 02 May 2026 - 5:56PM
 Track Rating: Good 4, Weather: Showers, Rail Position: +1.5m Entire Circuit



Section	L1200	L1000	L800	L600	L400	L200
Section Times	1:14.75 (0:14.94)	0:59.81 [10] (0:11.21)	0:48.60 [10] (0:11.67)	0:36.94 [11] (0:12.01)	0:24.93 [10] (0:12.09)	0:12.84 [9] (0:12.84)
Average Speed [km/h]	49.2	65.0	62.2	60.3	59.7	56.5
Top Speed [km/h]	64.3	65.7	63.7	61.9	60.2	59.3
Avg. Dist. to Rail [m]	4.0	3.0	2.1	1.3	1.5	6.1
Avg. Stride Freq. [Hz]	2.4	2.5	2.4	2.4	2.3	2.3
Avg. Stride Length [m]	6.4	7.4	7.3	7.2	7.2	7.0



- [] Ranking at each section and finish
- :-:- No data available at this section
- NA No data available

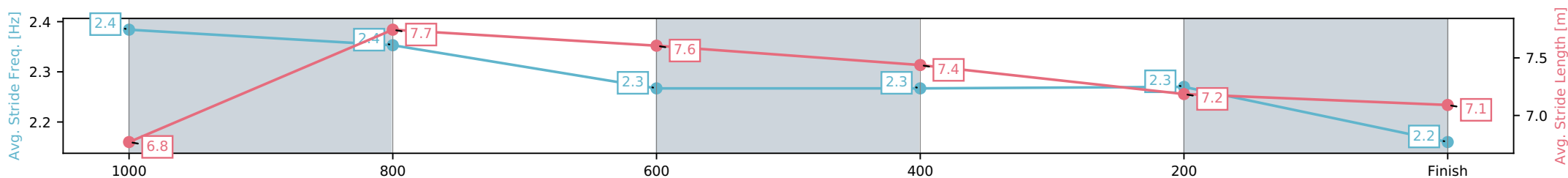
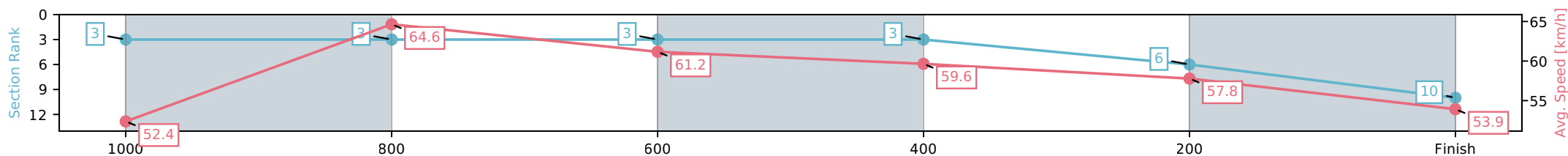
Horse/Jockey Name	All Black/Chloe Lowe
Finish Rank	10
Fastest Section Time (Section)	0:11.20 (1000-800)
Top Speed [km/h] (Section)	66.3 (1000-800)
Race State	Finished



Toowoomba QLD --Professional-2026-05-02
 Race 2: ELEGANT BLINDS TOOWOOMBA BENCHMARK 60
 Handicap - 1200m
 02 May 2026 - 5:56PM
 Track Rating: Good 4, Weather: Showers, Rail Position: +1.5m Entire Circuit



Section	L1200	L1000	L800	L600	L400	L200
Section Times	1:14.99 (0:14.04)	1:00.95 [3] (0:11.20)	0:49.75 [3] (0:11.78)	0:37.97 [3] (0:12.10)	0:25.88 [6] (0:12.48)	0:13.40 [10] (0:13.40)
Average Speed [km/h]	52.4	64.6	61.2	59.6	57.8	53.9
Top Speed [km/h]	66.0	66.3	61.9	61.2	58.7	55.9
Avg. Dist. to Rail [m]	8.1	2.1	0.5	0.3	0.9	2.0
Avg. Stride Freq. [Hz]	2.4	2.4	2.3	2.3	2.3	2.2
Avg. Stride Length [m]	6.8	7.7	7.6	7.4	7.2	7.1



[] Ranking at each section and finish
 -:-:- No data available at this section
 NA No data available

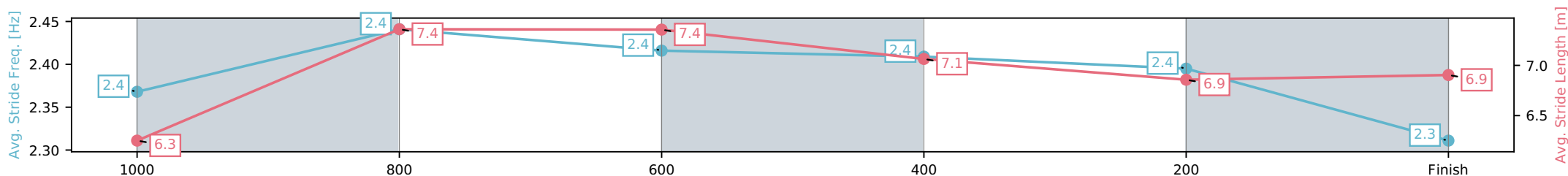
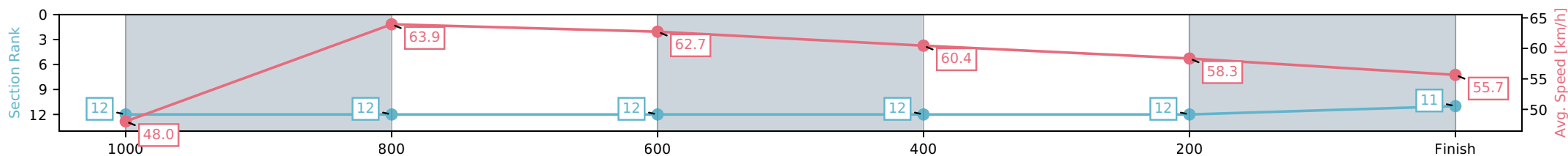
Horse/Jockey Name	Brooklyn Daisy/Rob Thorburn
Finish Rank	11
Fastest Section Time (Section)	0:11.38 (1000-800)
Top Speed [km/h] (Section)	65.4 (800-600)
Race State	Finished



Toowoomba QLD --Professional-2026-05-02
 Race 2: ELEGANT BLINDS TOWOOMBA BENCHMARK 60
 Handicap - 1200m
 02 May 2026 - 5:56PM
 Track Rating: Good 4, Weather: Showers, Rail Position: +1.5m Entire Circuit



Section	L1200	L1000	L800	L600	L400	L200
Section Times	1:15.35 (0:15.31)	1:00.04 [12] (0:11.38)	0:48.66 [12] (0:11.60)	0:37.06 [12] (0:12.07)	0:24.99 [12] (0:12.38)	0:12.61 [11] (0:12.61)
Average Speed [km/h]	48.0	63.9	62.7	60.4	58.3	55.7
Top Speed [km/h]	63.8	64.4	65.4	61.4	60.0	59.6
Avg. Dist. to Rail [m]	9.6	3.6	3.2	2.5	1.3	1.7
Avg. Stride Freq. [Hz]	2.4	2.4	2.4	2.4	2.4	2.3
Avg. Stride Length [m]	6.3	7.4	7.4	7.1	6.9	6.9



- [] Ranking at each section and finish
- :-:- No data available at this section
- NA No data available

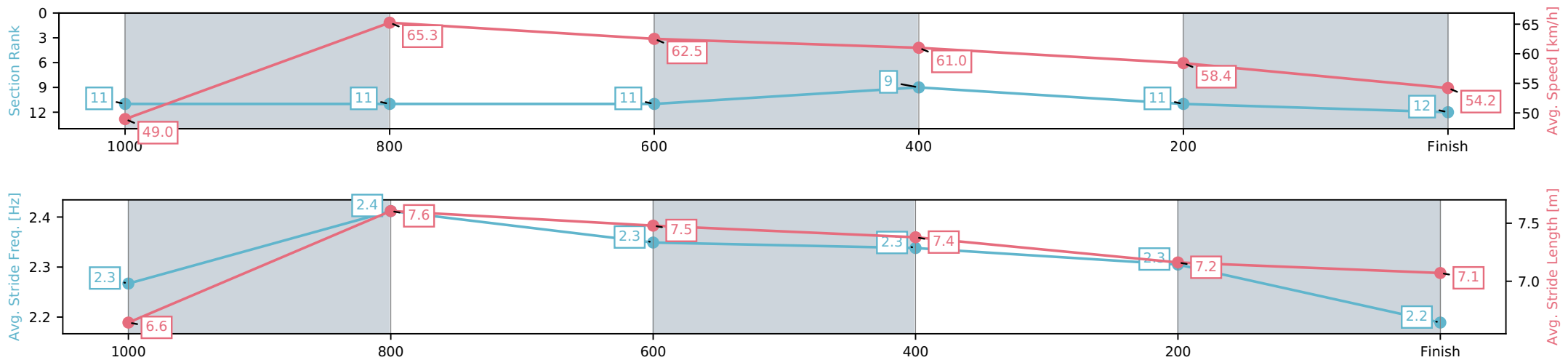
Horse/Jockey Name	Hoot 'N' Holler/Kelsey Lenton
Finish Rank	12
Fastest Section Time (Section)	0:11.21 (1000-800)
Top Speed [km/h] (Section)	66.1 (1000-800)
Race State	Finished



Toowoomba QLD --Professional-2026-05-02
 Race 2: ELEGANT BLINDS TOOWOOMBA BENCHMARK 60
 Handicap - 1200m
 02 May 2026 - 5:56PM
 Track Rating: Good 4, Weather: Showers, Rail Position: +1.5m Entire Circuit



Section	L1200	L1000	L800	L600	L400	L200
Section Times	1:15.42 (0:15.03)	1:00.39 [11] (0:11.21)	0:49.18 [11] (0:11.64)	0:37.54 [9] (0:11.85)	0:25.69 [11] (0:12.42)	0:13.27 [12] (0:13.27)
Average Speed [km/h]	49.0	65.3	62.5	61.0	58.4	54.2
Top Speed [km/h]	65.6	66.1	63.5	63.2	59.8	57.4
Avg. Dist. to Rail [m]	7.8	4.8	2.5	1.2	2.6	6.0
Avg. Stride Freq. [Hz]	2.3	2.4	2.3	2.3	2.3	2.2
Avg. Stride Length [m]	6.6	7.6	7.5	7.4	7.2	7.1



[] Ranking at each section and finish
 -:-:- No data available at this section
 NA No data available



Toowoomba QLD

Race 3: CONGRATULATIONS JACK & SHARNA Class 1 Handicap - 1300m

02 May 2026 - 6:31PM

Track Rating: Good 4, Weather: Showers, Rail Position: +1.5m Entire Circuit



Field Times (Race Tempo) 1:20.14 (0:08.40) 1:11.74 (0:10.98) 1:00.76 (0:11.47) 0:49.28 (0:12.17) 0:37.12 (0:12.01) 0:25.11 (0:12.34) 0:12.76 (0:12.76)

Rank	TAB#	Horse	Overall Time	First 400m	Top Speed km/h (Section)	L1300	L1200	L1000	L800	L600	L400	L200	
	(BAR#)	Jockey	Margin (DT-W)	Last 600m	Fastest Section (Time)	Start - 1200	1200 - 1000	1000 - 800	800 - 600	600 - 400	400 - 200	200 - Finish	
1	2	Power Of Success	1:20.14	0:25.29	67.1 (1200-1000)	1:20.14	1:11.44 [3]	1:00.54 [3]	0:48.85 [4]	0:36.80 [3]	0:24.67 [3]	0:12.50 [2]	
	(6)	Damien Boche		0:36.80	1200-1000 (0:10.90)	(0:08.70)	(0:10.90)	(0:11.69)	(0:12.05)	(0:12.13)	(0:12.17)	(0:12.50)	
2	6	Sir Memphis	1:20.28	0:25.66	65.7 (1200-1000)	1:20.28	1:11.53 [5]	1:00.42 [6]	0:48.73 [6]	0:36.78 [6]	0:24.61 [6]	0:12.33 [4]	
	(3)	Stacey Callow	0.8L (-4)	0:36.79	1200-1000 (0:11.11)	(0:08.75)	(0:11.11)	(0:11.68)	(0:11.95)	(0:12.17)	(0:12.29)	(0:12.33)	
3	9	Stromboli Delight	1:20.47	0:25.04	67.8 (1200-1000)	1:20.47	1:12.07 [1]	1:01.09 [1]	0:49.62 [1]	0:37.44 [1]	0:25.44 [1]	0:13.09 [1]	
	(4)	Chloe Lowe	2.0L (+2)	0:37.44	1200-1000 (0:10.98)	(0:08.40)	(0:10.98)	(0:11.47)	(0:12.17)	(0:12.01)	(0:12.34)	(0:13.09)	
4	11	She's Brutal	1:20.49	0:25.75	66.2 (1200-1000)	1:20.49	1:11.60 [8]	1:00.52 [7]	0:48.87 [7]	0:36.79 [8]	0:24.60 [8]	0:12.42 [6]	
	(5)	Kelsey Lenton	2.0L (-1)	0:36.79	1200-1000 (0:11.09)	(0:08.89)	(0:11.09)	(0:11.65)	(0:12.08)	(0:12.19)	(0:12.18)	(0:12.42)	
5	5	Rumble Town	1:20.54	0:25.13	67.3 (1200-1000)	1:20.54	1:12.09 [2]	1:01.06 [2]	0:49.48 [2]	0:37.39 [2]	0:25.22 [2]	0:12.87 [3]	
	(7)	Ashley Butler	2.4L (-1)	0:37.39	1200-1000 (0:11.04)	(0:08.45)	(0:11.04)	(0:11.57)	(0:12.09)	(0:12.17)	(0:12.35)	(0:12.87)	
6	10	Think Romance	1:20.74	0:25.83	66.4 (1200-1000)	1:20.74	1:11.97 [6]	1:00.73 [8]	0:49.00 [9]	0:37.00 [9]	0:24.98 [7]	0:12.72 [5]	
	(2)	Montanna Savva	3.5L (+5)	0:37.00	1200-1000 (0:11.24)	(0:08.77)	(0:11.24)	(0:11.74)	(0:11.99)	(0:12.02)	(0:12.26)	(0:12.72)	
7	4	Fred's Memory	1:21.61	0:25.49	66.1 (1200-1000)	1:21.61	1:12.90 [4]	1:01.78 [5]	0:50.23 [5]	0:38.21 [5]	0:26.11 [4]	0:13.52 [7]	
	(1)	Corey Sutherland	8.7L (+3)	0:38.20	1200-1000 (0:11.13)	(0:08.71)	(0:11.13)	(0:11.54)	(0:12.02)	(0:12.10)	(0:12.58)	(0:13.52)	
8	1	Zeamaize	1:22.02	0:25.28	67.8 (1200-1000)	1:22.02	1:13.24 [7]	1:02.40 [4]	0:50.77 [3]	0:38.67 [4]	0:26.36 [5]	0:13.74 [8]	
	(9)	Courtney Bellamy	11.1L (+4)	0:38.68	1200-1000 (0:10.83)	(0:08.78)	(0:10.83)	(0:11.64)	(0:12.10)	(0:12.31)	(0:12.63)	(0:13.74)	
9	8	Extol	1:22.92	0:25.71	65.9 (1200-1000)	1:22.92	1:14.01 [9]	1:02.84 [9]	0:51.28 [8]	0:39.33 [7]	0:26.98 [9]	0:14.18 [9]	
	(10)	Georgina Cartwright	16.4L (+2)	0:39.33	1200-1000 (0:11.17)	(0:08.91)	(0:11.17)	(0:11.56)	(0:11.96)	(0:12.35)	(0:12.80)	(0:14.18)	

Scratched: Broadbeach Miss (#3), What Did You Say (#7), Peach Galantes (#12), Kindly (#13), Jediah (#14), Vizstar (#15), Spirit Of Saintly (#16)

Report Created: Sat 02 May 2026

(Note: Races are conducted over an approximate distance as close as possible to the advertised distance, and recorded data may vary accordingly. Official times refer to race times only and do not include handicap times.)

[] Position in running at each section and finish TAB# Saddle cloth number

Fastest split

-:--:-- No data available at this section

BAR# Barrier/Gate Position

Fastest section

NA No data available

DNF Did not finish

DNT Did not track

DT-W Distance travelled compared to winner in metres

Horse/Jockey Name	Power Of Success/Damien Boche
Finish Rank	1
Fastest Section Time (Section)	0:10.90 (1200-1000)
Top Speed [km/h] (Section)	67.1 (1200-1000)
Race State	Finished



Toowoomba QLD --Professional-2026-05-02

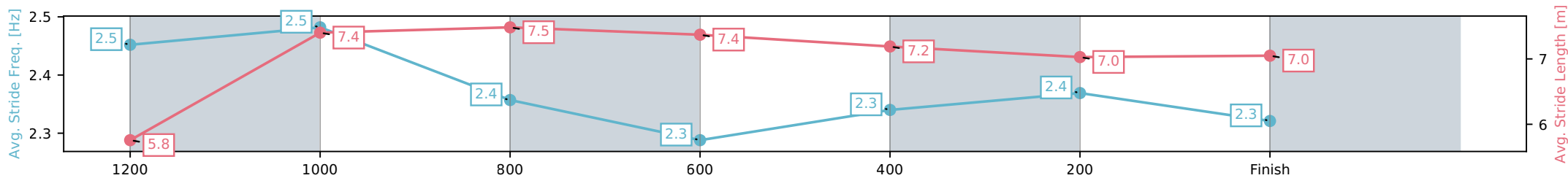
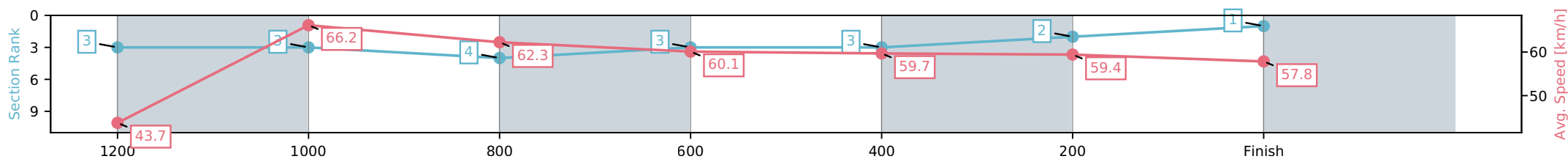
Race 3: CONGRATULATIONS JACK & SHARNA Class 1
Handicap - 1300m

02 May 2026 - 6:31PM



Track Rating: Good 4, Weather: Showers, Rail Position: +1.5m Entire Circuit

Section	L1300	L1200	L1000	L800	L600	L400	L200
Section Times	1:20.14 (0:08.70)	1:11.44 [3] (0:10.90)	1:00.54 [4] (0:11.69)	0:48.85 [3] (0:12.05)	0:36.80 [3] (0:12.13)	0:24.67 [2] (0:12.17)	0:12.50 [1] (0:12.50)
Average Speed [km/h]	43.7	66.2	62.3	60.1	59.7	59.4	57.8
Top Speed [km/h]	62.1	67.1	65.9	61.0	61.0	59.9	59.9
Avg. Dist. to Rail [m]	9.1	5.0	3.5	1.7	1.2	1.7	3.1
Avg. Stride Freq. [Hz]	2.5	2.5	2.4	2.3	2.3	2.4	2.3
Avg. Stride Length [m]	5.8	7.4	7.5	7.4	7.2	7.0	7.0



[] Ranking at each section and finish
 -:-:- No data available at this section
 NA No data available

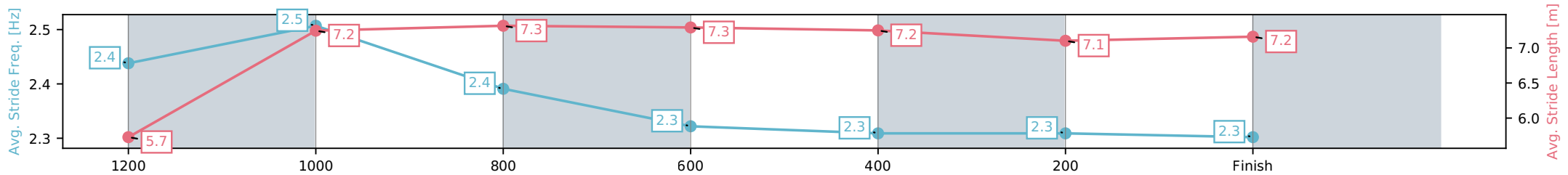
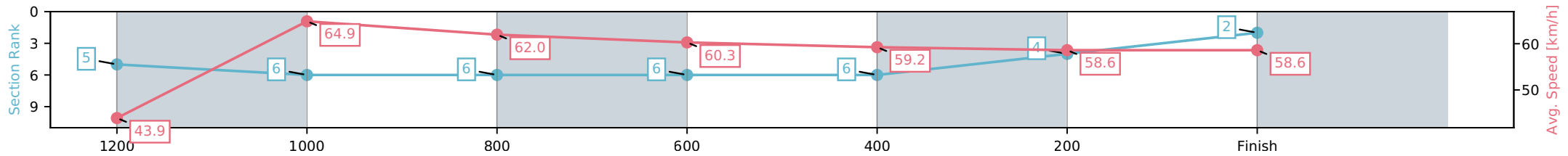
Horse/Jockey Name	Sir Memphis/Stacey Callow
Finish Rank	2
Fastest Section Time (Section)	0:11.11 (1200-1000)
Top Speed [km/h] (Section)	65.7 (1200-1000)
Race State	Finished



Toowoomba QLD --Professional-2026-05-02
 Race 3: CONGRATULATIONS JACK & SHARNA Class 1
 Handicap - 1300m
 02 May 2026 - 6:31PM
 Track Rating: Good 4, Weather: Showers, Rail Position: +1.5m Entire Circuit



Section	L1300	L1200	L1000	L800	L600	L400	L200
Section Times	1:20.28 (0:08.75)	1:11.53 [6] (0:11.11)	1:00.42 [6] (0:11.68)	0:48.73 [6] (0:11.95)	0:36.78 [6] (0:12.17)	0:24.61 [4] (0:12.29)	0:12.33 [2] (0:12.33)
Average Speed [km/h]	43.9	64.9	62.0	60.3	59.2	58.6	58.6
Top Speed [km/h]	61.8	65.7	63.4	60.8	60.8	59.4	59.1
Avg. Dist. to Rail [m]	5.5	3.1	2.2	0.8	0.4	1.2	3.8
Avg. Stride Freq. [Hz]	2.4	2.5	2.4	2.3	2.3	2.3	2.3
Avg. Stride Length [m]	5.7	7.2	7.3	7.3	7.2	7.1	7.2



[] Ranking at each section and finish
 -:-:- No data available at this section
 NA No data available

Horse/Jockey Name	Stromboli Delight/Chloe Lowe
Finish Rank	3
Fastest Section Time (Section)	0:10.98 (1200-1000)
Top Speed [km/h] (Section)	67.8 (1200-1000)
Race State	Finished



Toowoomba QLD --Professional-2026-05-02

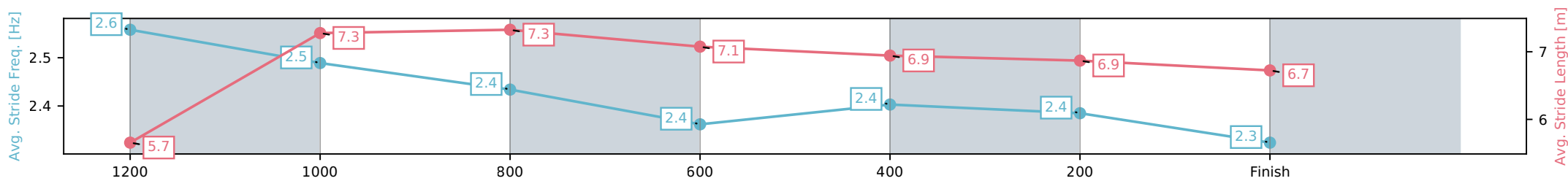
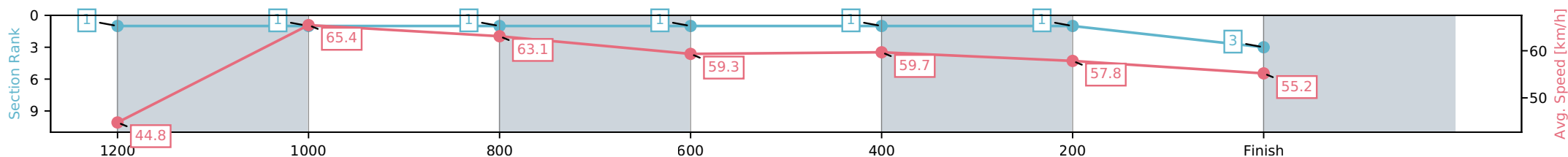
Race 3: CONGRATULATIONS JACK & SHARNA Class 1
Handicap - 1300m

02 May 2026 - 6:31PM

Track Rating: Good 4, Weather: Showers, Rail Position: +1.5m Entire Circuit



Section	L1300	L1200	L1000	L800	L600	L400	L200
Section Times	1:20.47 (0:08.40)	1:12.07 [1] (0:10.98)	1:01.09 [1] (0:11.47)	0:49.62 [1] (0:12.17)	0:37.44 [1] (0:12.01)	0:25.44 [1] (0:12.34)	0:13.09 [3] (0:13.09)
Average Speed [km/h]	44.8	65.4	63.1	59.3	59.7	57.8	55.2
Top Speed [km/h]	61.0	67.8	66.4	60.3	60.6	59.3	56.3
Avg. Dist. to Rail [m]	6.7	2.5	2.8	1.6	1.1	2.5	1.0
Avg. Stride Freq. [Hz]	2.6	2.5	2.4	2.4	2.4	2.4	2.3
Avg. Stride Length [m]	5.7	7.3	7.3	7.1	6.9	6.9	6.7



[] Ranking at each section and finish
 -:-:- No data available at this section
 NA No data available

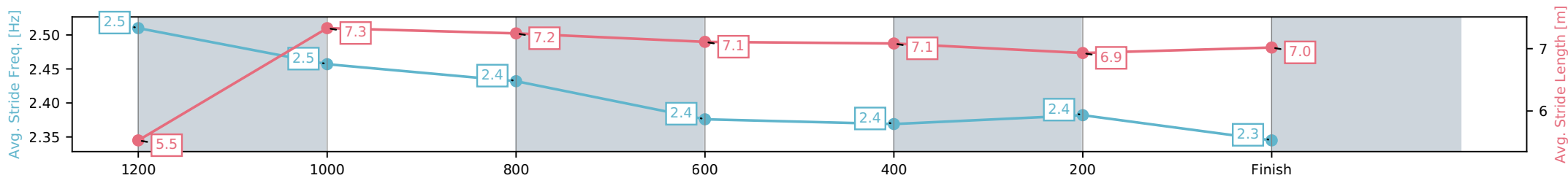
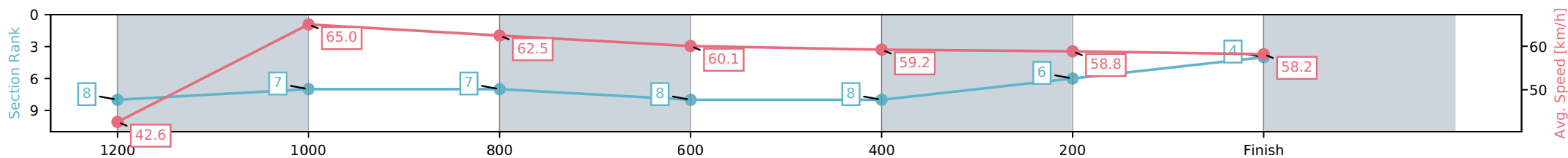
Horse/Jockey Name	She's Brutal/Kelsey Lenton
Finish Rank	4
Fastest Section Time (Section)	0:11.09 (1200-1000)
Top Speed [km/h] (Section)	66.2 (1200-1000)
Race State	Finished



Toowoomba QLD --Professional-2026-05-02
 Race 3: CONGRATULATIONS JACK & SHARNA Class 1
 Handicap - 1300m
 02 May 2026 - 6:31PM
 Track Rating: Good 4, Weather: Showers, Rail Position: +1.5m Entire Circuit



Section	L1300	L1200	L1000	L800	L600	L400	L200
Section Times	1:20.49 (0:08.89)	1:11.60 [7] (0:11.09)	1:00.52 [7] (0:11.65)	0:48.87 [8] (0:12.08)	0:36.79 [8] (0:12.19)	0:24.60 [6] (0:12.18)	0:12.42 [4] (0:12.42)
Average Speed [km/h]	42.6	65.0	62.5	60.1	59.2	58.8	58.2
Top Speed [km/h]	60.6	66.2	64.6	60.7	60.7	59.5	59.7
Avg. Dist. to Rail [m]	7.7	4.1	3.8	2.4	0.8	1.1	2.5
Avg. Stride Freq. [Hz]	2.5	2.5	2.4	2.4	2.4	2.4	2.3
Avg. Stride Length [m]	5.5	7.3	7.2	7.1	7.1	6.9	7.0



[] Ranking at each section and finish
 -:-:- No data available at this section
 NA No data available

Horse/Jockey Name	Rumble Town/Ashley Butler
Finish Rank	5
Fastest Section Time (Section)	0:11.04 (1200-1000)
Top Speed [km/h] (Section)	67.3 (1200-1000)
Race State	Finished



Toowoomba QLD --Professional-2026-05-02

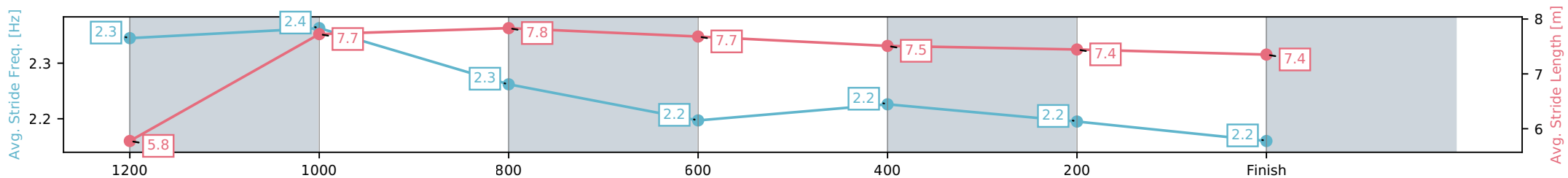
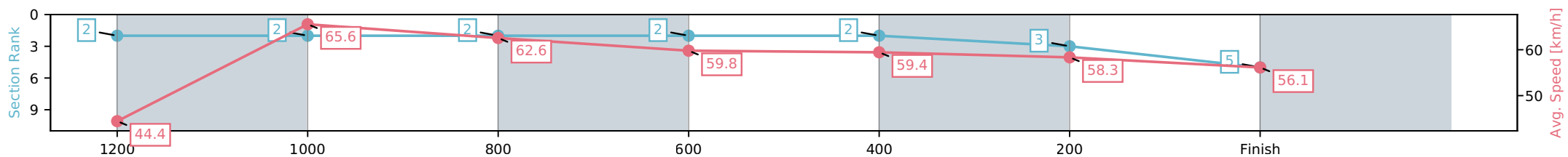
Race 3: CONGRATULATIONS JACK & SHARNA Class 1
Handicap - 1300m

02 May 2026 - 6:31PM



Track Rating: Good 4, Weather: Showers, Rail Position: +1.5m Entire Circuit

Section	L1300	L1200	L1000	L800	L600	L400	L200
Section Times	1:20.54 (0:08.45)	1:12.09 [2] (0:11.04)	1:01.06 [2] (0:11.57)	0:49.48 [2] (0:12.09)	0:37.39 [2] (0:12.17)	0:25.22 [3] (0:12.35)	0:12.87 [5] (0:12.87)
Average Speed [km/h]	44.4	65.6	62.6	59.8	59.4	58.3	56.1
Top Speed [km/h]	60.6	67.3	64.6	60.7	60.2	59.1	57.6
Avg. Dist. to Rail [m]	9.7	5.3	2.6	1.0	1.0	0.4	2.6
Avg. Stride Freq. [Hz]	2.3	2.4	2.3	2.2	2.2	2.2	2.2
Avg. Stride Length [m]	5.8	7.7	7.8	7.7	7.5	7.4	7.4



[] Ranking at each section and finish
 -:-:- No data available at this section
 NA No data available

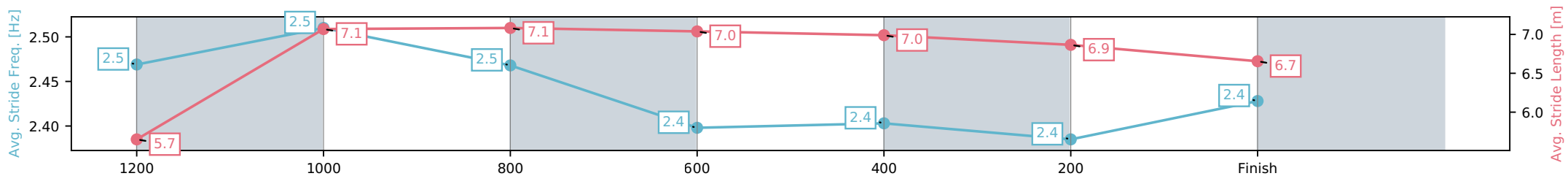
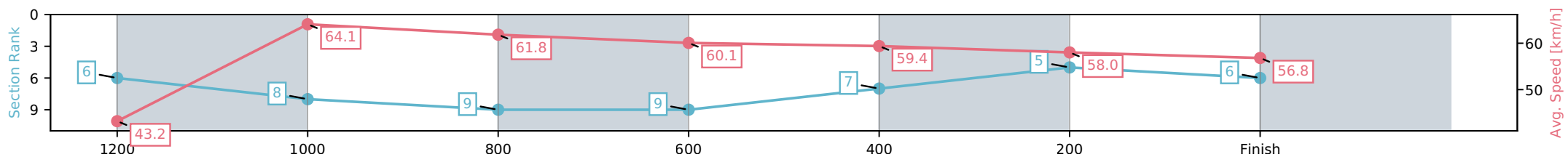
Horse/Jockey Name	Think Romance/Montanna Savva
Finish Rank	6
Fastest Section Time (Section)	0:11.24 (1200-1000)
Top Speed [km/h] (Section)	66.4 (1200-1000)
Race State	Finished



Toowoomba QLD --Professional-2026-05-02
 Race 3: CONGRATULATIONS JACK & SHARNA Class 1
 Handicap - 1300m
 02 May 2026 - 6:31PM
 Track Rating: Good 4, Weather: Showers, Rail Position: +1.5m Entire Circuit



Section	L1300	L1200	L1000	L800	L600	L400	L200
Section Times	1:20.74 (0:08.77)	1:11.97 [8] (0:11.24)	1:00.73 [9] (0:11.74)	0:49.00 [9] (0:11.99)	0:37.00 [7] (0:12.02)	0:24.98 [5] (0:12.26)	0:12.72 [6] (0:12.72)
Average Speed [km/h]	43.2	64.1	61.8	60.1	59.4	58.0	56.8
Top Speed [km/h]	59.4	66.4	64.8	61.2	61.3	59.5	59.1
Avg. Dist. to Rail [m]	4.6	2.8	2.4	0.5	1.4	3.2	1.9
Avg. Stride Freq. [Hz]	2.5	2.5	2.5	2.4	2.4	2.4	2.4
Avg. Stride Length [m]	5.7	7.1	7.1	7.0	7.0	6.9	6.7



[] Ranking at each section and finish
 -:-:- No data available at this section
 NA No data available

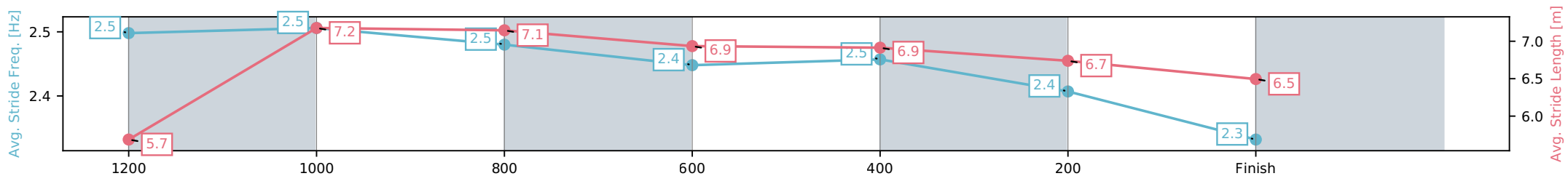
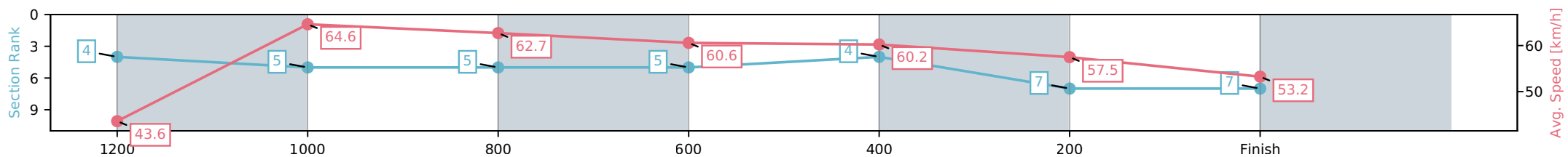
Horse/Jockey Name	Fred's Memory/Corey Sutherland
Finish Rank	7
Fastest Section Time (Section)	0:11.13 (1200-1000)
Top Speed [km/h] (Section)	66.1 (1200-1000)
Race State	Finished



Toowoomba QLD --Professional-2026-05-02
 Race 3: CONGRATULATIONS JACK & SHARNA Class 1
 Handicap - 1300m
 02 May 2026 - 6:31PM
 Track Rating: Good 4, Weather: Showers, Rail Position: +1.5m Entire Circuit



Section	L1300	L1200	L1000	L800	L600	L400	L200
Section Times	1:21.61 (0:08.71)	1:12.90 [5] (0:11.13)	1:01.78 [5] (0:11.54)	0:50.23 [5] (0:12.02)	0:38.21 [4] (0:12.10)	0:26.11 [7] (0:12.58)	0:13.52 [7] (0:13.52)
Average Speed [km/h]	43.6	64.6	62.7	60.6	60.2	57.5	53.2
Top Speed [km/h]	61.2	66.1	65.3	61.7	61.8	60.2	55.7
Avg. Dist. to Rail [m]	0.9	0.8	0.8	3.6	2.3	2.0	3.2
Avg. Stride Freq. [Hz]	2.5	2.5	2.5	2.4	2.5	2.4	2.3
Avg. Stride Length [m]	5.7	7.2	7.1	6.9	6.9	6.7	6.5



[] Ranking at each section and finish
 -:-:- No data available at this section
 NA No data available

Horse/Jockey Name	Zeamaize/Courtney Bellamy
Finish Rank	8
Fastest Section Time (Section)	0:10.83 (1200-1000)
Top Speed [km/h] (Section)	67.8 (1200-1000)
Race State	Finished



Toowoomba QLD --Professional-2026-05-02

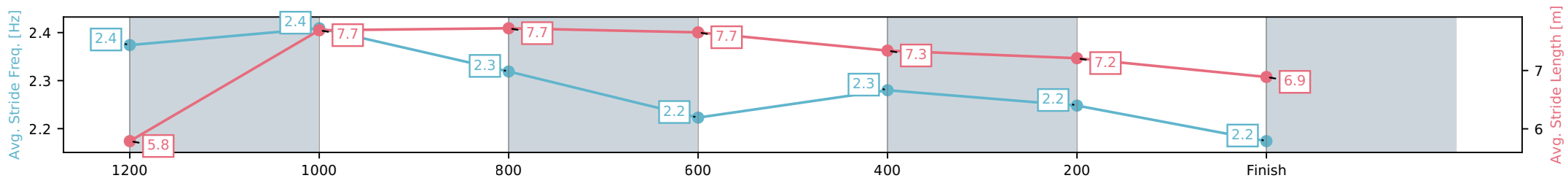
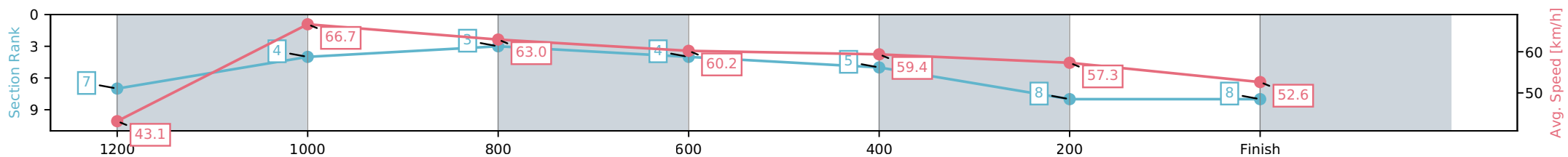
Race 3: CONGRATULATIONS JACK & SHARNA Class 1
Handicap - 1300m

02 May 2026 - 6:31PM



Track Rating: Good 4, Weather: Showers, Rail Position: +1.5m Entire Circuit

Section	L1300	L1200	L1000	L800	L600	L400	L200
Section Times	1:22.02 (0:08.78)	1:13.24 [4] (0:10.83)	1:02.40 [3] (0:11.64)	0:50.77 [4] (0:12.10)	0:38.67 [5] (0:12.31)	0:26.36 [8] (0:12.63)	0:13.74 [8] (0:13.74)
Average Speed [km/h]	43.1	66.7	63.0	60.2	59.4	57.3	52.6
Top Speed [km/h]	63.0	67.8	66.1	61.3	60.6	58.9	55.1
Avg. Dist. to Rail [m]	11.3	7.8	5.9	3.8	3.2	1.9	3.3
Avg. Stride Freq. [Hz]	2.4	2.4	2.3	2.2	2.3	2.2	2.2
Avg. Stride Length [m]	5.8	7.7	7.7	7.7	7.3	7.2	6.9



[] Ranking at each section and finish
 -:-:- No data available at this section
 NA No data available

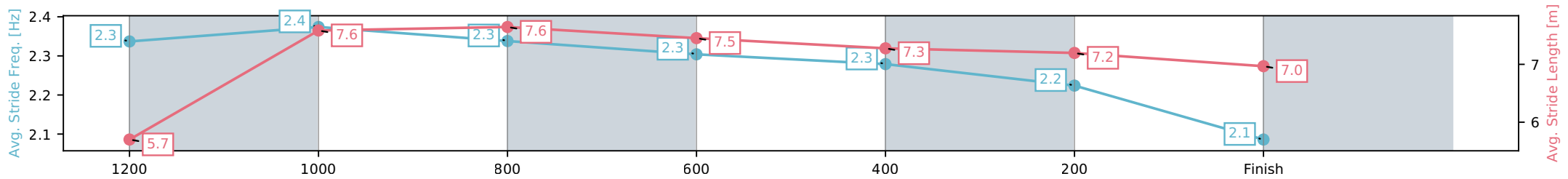
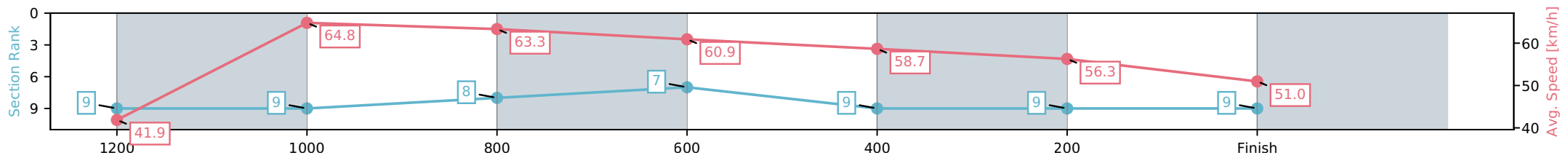
Horse/Jockey Name	Extol/Georgina Cartwright
Finish Rank	9
Fastest Section Time (Section)	0:11.17 (1200-1000)
Top Speed [km/h] (Section)	65.9 (1200-1000)
Race State	Finished



Toowoomba QLD --Professional-2026-05-02
 Race 3: CONGRATULATIONS JACK & SHARNA Class 1
 Handicap - 1300m
 02 May 2026 - 6:31PM
 Track Rating: Good 4, Weather: Showers, Rail Position: +1.5m Entire Circuit



Section	L1300	L1200	L1000	L800	L600	L400	L200
Section Times	1:22.92 (0:08.91)	1:14.01 [9] (0:11.17)	1:02.84 [8] (0:11.56)	0:51.28 [7] (0:11.96)	0:39.33 [9] (0:12.35)	0:26.98 [9] (0:12.80)	0:14.18 [9] (0:14.18)
Average Speed [km/h]	41.9	64.8	63.3	60.9	58.7	56.3	51.0
Top Speed [km/h]	59.9	65.9	64.5	61.9	59.7	57.6	53.8
Avg. Dist. to Rail [m]	13.3	6.6	4.9	2.7	1.2	0.6	1.7
Avg. Stride Freq. [Hz]	2.3	2.4	2.3	2.3	2.3	2.2	2.1
Avg. Stride Length [m]	5.7	7.6	7.6	7.5	7.3	7.2	7.0



[] Ranking at each section and finish
 -:-:- No data available at this section
 NA No data available



Toowoomba QLD
Race 4: DRACARYS STALLION BENCHMARK 60 Handicap - 1625m
 02 May 2026 - 7:08PM



Track Rating: Good 4, Weather: Showers, Rail Position: +1.5m Entire Circuit

Field Times
(Race Tempo)

1:41.26	1:25.76	1:14.54	1:02.67	0:50.08	0:37.45	0:25.06	0:12.69
(0:15.50)	(0:11.22)	(0:11.87)	(0:12.59)	(0:12.63)	(0:12.39)	(0:12.37)	(0:12.69)

Rank	TAB# (BAR#)	Horse Jockey	Overall Time Margin (DT-W)	First 400m Last 600m	Top Speed km/h (Section) Fastest Section (Time)	L1625	L1400	L1200	L1000	L800	L600	L400	L200
						Start - 1400	1400 - 1200	1200 - 1000	1000 - 800	800 - 600	600 - 400	400 - 200	200 - Finish
1	12	Rugby	1:41.26	0:25.28	66.4 (1400-1200)	1:41.26	1:25.76 [1]	1:14.54 [1]	1:02.67 [1]	0:50.08 [1]	0:37.45 [1]	0:25.06 [1]	0:12.69 [1]
	(6)	Micheal Hellyer		0:37.45	1400-1200 (0:11.22)	(0:15.50)	(0:11.22)	(0:11.87)	(0:12.59)	(0:12.63)	(0:12.39)	(0:12.37)	(0:12.69)
2	9	Knowitall Frank	1:41.57	0:25.97	65.5 (1400-1200)	1:41.57	1:25.62 [7]	1:14.06 [7]	1:01.92 [8]	0:49.23 [8]	0:36.92 [7]	0:24.74 [5]	0:12.48 [3]
	(7)	Corey Sutherland	1.8L (+13)	0:36.93	1400-1200 (0:11.55)	(0:15.95)	(0:11.55)	(0:12.14)	(0:12.69)	(0:12.31)	(0:12.18)	(0:12.27)	(0:12.48)
3	4	Ludik	1:41.59	0:25.61	65.4 (1400-1200)	1:41.59	1:26.06 [2]	1:14.42 [3]	1:02.52 [4]	0:49.77 [4]	0:37.10 [4]	0:24.80 [4]	0:12.48 [4]
	(3)	Georgina Cartwright	1.9L (+7)	0:37.10	1400-1200 (0:11.64)	(0:15.53)	(0:11.64)	(0:11.90)	(0:12.76)	(0:12.67)	(0:12.30)	(0:12.32)	(0:12.48)
4	6	Thebarberofseville	1:41.87	0:26.51	65.5 (1625 - 1400)	1:41.87	1:25.58 [9]	1:13.80 [9]	1:01.88 [9]	0:49.48 [9]	0:37.02 [9]	0:24.57 [9]	0:12.28 [7]
	(5)	Stacey Callow	3.6L (+9)	0:37.02	1400-1200 (0:11.79)	(0:16.29)	(0:11.79)	(0:11.92)	(0:12.40)	(0:12.46)	(0:12.45)	(0:12.29)	(0:12.28)
5	7	Whatjeudoin'	1:42.00	0:25.73	65.2 (1400-1200)	1:42.00	1:26.12 [6]	1:14.67 [5]	1:02.70 [5]	0:50.00 [5]	0:37.32 [8]	0:24.97 [6]	0:12.44 [6]
	(2)	Fred Larson	4.4L (+7)	0:37.33	1400-1200 (0:11.45)	(0:15.88)	(0:11.45)	(0:11.97)	(0:12.70)	(0:12.68)	(0:12.35)	(0:12.54)	(0:12.44)
6	11	Rubaahy	1:42.18	0:25.68	65.7 (1625 - 1400)	1:42.18	1:26.55 [4]	1:15.00 [4]	1:03.26 [2]	0:50.66 [2]	0:38.03 [2]	0:25.67 [2]	0:13.13 [2]
	(4)	Kenji Yoshida	5.4L (+9)	0:38.03	1400-1200 (0:11.55)	(0:15.63)	(0:11.55)	(0:11.74)	(0:12.60)	(0:12.62)	(0:12.36)	(0:12.54)	(0:13.13)
7	2	Advance To Jaffa	1:42.48	0:25.52	66.4 (1625 - 1400)	1:42.48	1:26.79 [5]	1:15.46 [2]	1:03.54 [3]	0:50.90 [3]	0:38.26 [3]	0:25.76 [3]	0:13.10 [5]
	(1)	Ashley Butler	7.2L (+6)	0:38.27	1400-1200 (0:11.32)	(0:15.69)	(0:11.32)	(0:11.93)	(0:12.64)	(0:12.63)	(0:12.51)	(0:12.66)	(0:13.10)
8	1	Wowit's Willywonka	1:42.52	0:25.77	65.5 (1625 - 1400)	1:42.52	1:26.93 [3]	1:15.18 [6]	1:03.16 [6]	0:50.46 [6]	0:37.94 [5]	0:25.34 [7]	0:12.80 [8]
	(9)	Courtney Bellamy	7.4L (+14)	0:37.93	1400-1200 (0:11.75)	(0:15.59)	(0:11.75)	(0:12.02)	(0:12.70)	(0:12.52)	(0:12.59)	(0:12.54)	(0:12.80)
9	10	Benfica Lass	1:42.95	0:26.24	65.4 (1400-1200)	1:42.95	1:26.70 [8]	1:15.20 [8]	1:03.36 [7]	0:50.87 [7]	0:38.32 [6]	0:25.69 [8]	0:13.03 [9]
	(10)	Damien Boche	10.0L (+15)	0:38.31	1400-1200 (0:11.50)	(0:16.25)	(0:11.50)	(0:11.84)	(0:12.50)	(0:12.55)	(0:12.62)	(0:12.66)	(0:13.03)

Scratched: Best Coffee (#3), Power Pack (#5), Blue Chip Girl (#8), Bump'n'run (#13), Cheerful Cat (#14), Brave Boy (#15), Katerini (#16)

Report Created: Sat 02 May 2026

(Note: Races are conducted over an approximate distance as close as possible to the advertised distance, and recorded data may vary accordingly. Official times refer to race times only and do not include handicap times.)

[] Position in running at each section and finish TAB# Saddle cloth number
 -:-:- No data available at this section BAR# Barrier/Gate Position
 NA No data available DNF Did not finish
 DNT Did not track DT-W Distance travelled compared to winner in metres

Fastest split
 Fastest section

Horse/Jockey Name	Rugby/Micheal Hellyer
Finish Rank	1
Fastest Section Time (Section)	0:11.22 (1400-1200)
Top Speed [km/h] (Section)	66.4 (1400-1200)
Race State	Finished



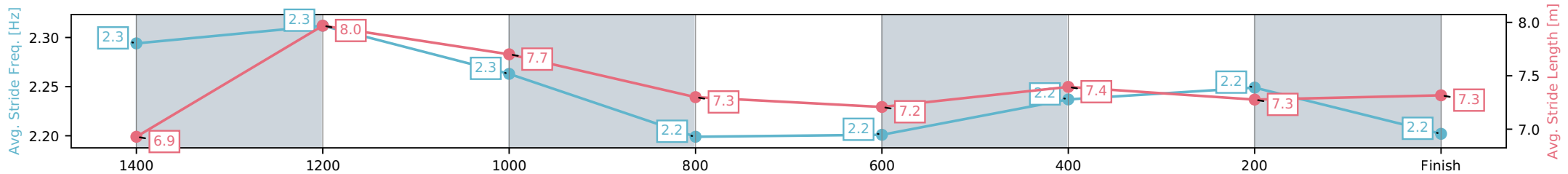
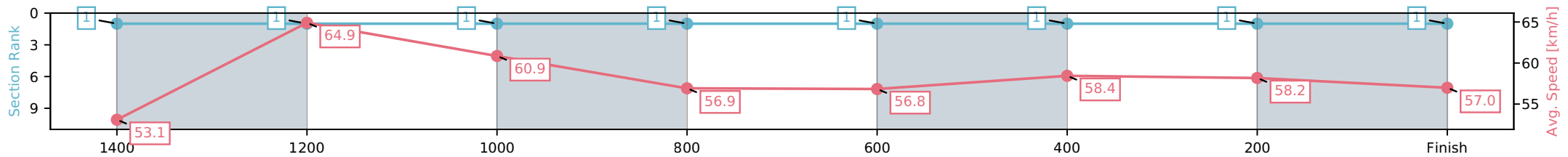
Toowoomba QLD --Professional-2026-05-02
 Race 4: DRACARYS STALLION BENCHMARK 60 Handicap - 1625m



02 May 2026 - 7:08PM

Track Rating: Good 4, Weather: Showers, Rail Position: +1.5m Entire Circuit

Section	L1625	L1400	L1200	L1000	L800	L600	L400	L200
Section Times	1:41.26 (0:15.50)	1:25.76 [1] (0:11.22)	1:14.54 [1] (0:11.87)	1:02.67 [1] (0:12.59)	0:50.08 [1] (0:12.63)	0:37.45 [1] (0:12.39)	0:25.06 [1] (0:12.37)	0:12.69 [1] (0:12.69)
Average Speed [km/h]	53.1	64.9	60.9	56.9	56.8	58.4	58.2	57.0
Top Speed [km/h]	66.3	66.4	62.9	58.6	58.6	58.8	58.6	57.5
Avg. Dist. to Rail [m]	4.9	2.1	1.1	0.8	0.9	1.2	0.9	2.3
Avg. Stride Freq. [Hz]	2.3	2.3	2.3	2.2	2.2	2.2	2.2	2.2
Avg. Stride Length [m]	6.9	8.0	7.7	7.3	7.2	7.4	7.3	7.3



[] Ranking at each section and finish
 -:-:- No data available at this section
 NA No data available

Horse/Jockey Name	Knowitall Frank/Corey Sutherland
Finish Rank	2
Fastest Section Time (Section)	0:11.55 (1400-1200)
Top Speed [km/h] (Section)	65.5 (1400-1200)
Race State	Finished



Toowoomba QLD --Professional-2026-05-02

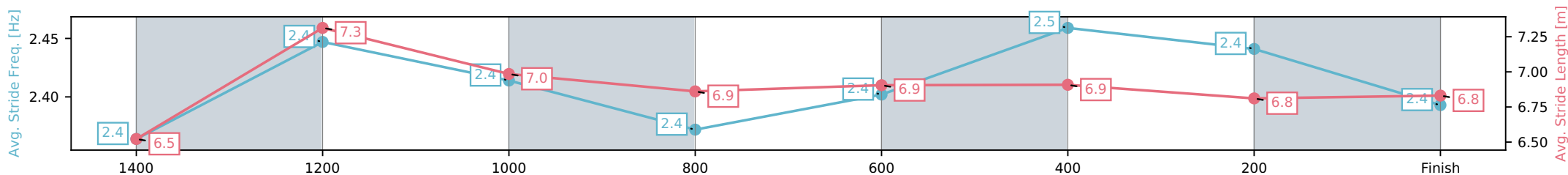
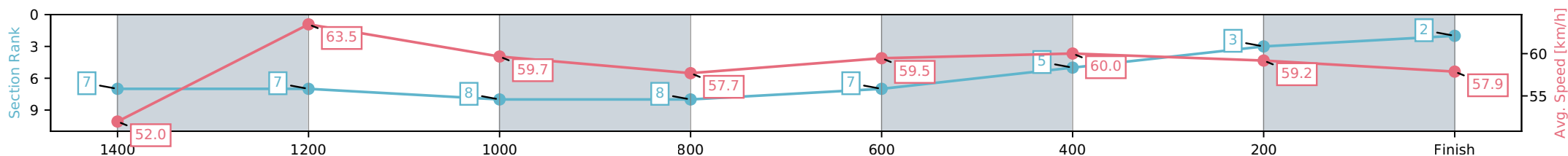
Race 4: DRACARYS STALLION BENCHMARK 60 Handicap - 1625m

02 May 2026 - 7:08PM

Track Rating: Good 4, Weather: Showers, Rail Position: +1.5m Entire Circuit



Section	L1625	L1400	L1200	L1000	L800	L600	L400	L200
Section Times	1:41.57 (0:15.95)	1:25.62 [7] (0:11.55)	1:14.06 [8] (0:12.14)	1:01.92 [8] (0:12.69)	0:49.23 [7] (0:12.31)	0:36.92 [5] (0:12.18)	0:24.74 [3] (0:12.27)	0:12.48 [2] (0:12.48)
Average Speed [km/h]	52.0	63.5	59.7	57.7	59.5	60.0	59.2	57.9
Top Speed [km/h]	65.2	65.5	61.6	59.4	60.8	61.1	59.9	60.2
Avg. Dist. to Rail [m]	6.5	3.0	3.9	4.1	3.3	2.7	3.4	4.4
Avg. Stride Freq. [Hz]	2.4	2.4	2.4	2.4	2.4	2.5	2.4	2.4
Avg. Stride Length [m]	6.5	7.3	7.0	6.9	6.9	6.9	6.8	6.8



[] Ranking at each section and finish
 -:-:- No data available at this section
 NA No data available

Horse/Jockey Name	Ludik/Georgina Cartwright
Finish Rank	3
Fastest Section Time (Section)	0:11.64 (1400-1200)
Top Speed [km/h] (Section)	65.4 (1400-1200)
Race State	Finished



Toowoomba QLD --Professional-2026-05-02

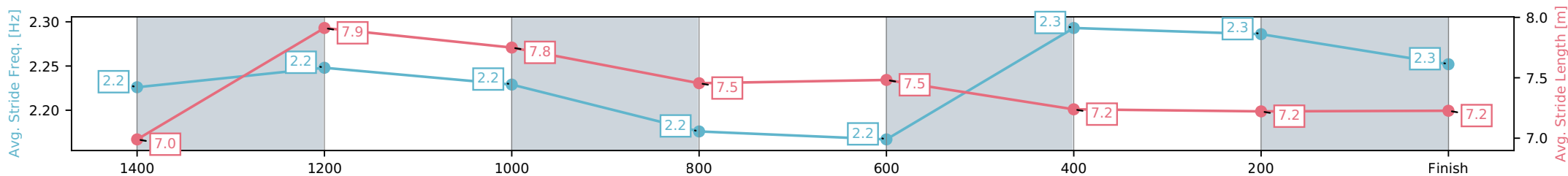
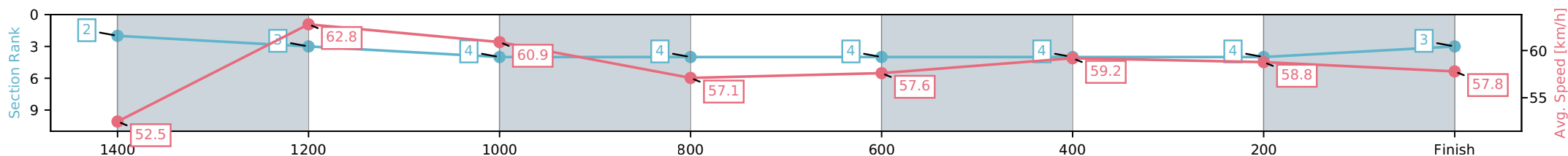
Race 4: DRACARYS STALLION BENCHMARK 60 Handicap - 1625m

02 May 2026 - 7:08PM

Track Rating: Good 4, Weather: Showers, Rail Position: +1.5m Entire Circuit



Section	L1625	L1400	L1200	L1000	L800	L600	L400	L200
Section Times	1:41.59 (0:15.53)	1:26.06 [3] (0:11.64)	1:14.42 [4] (0:11.90)	1:02.52 [4] (0:12.76)	0:49.77 [4] (0:12.67)	0:37.10 [4] (0:12.30)	0:24.80 [4] (0:12.32)	0:12.48 [3] (0:12.48)
Average Speed [km/h]	52.5	62.8	60.9	57.1	57.6	59.2	58.8	57.8
Top Speed [km/h]	65.4	65.4	62.0	58.1	58.4	59.9	59.1	58.7
Avg. Dist. to Rail [m]	1.7	1.8	2.9	2.7	2.8	1.8	1.3	1.6
Avg. Stride Freq. [Hz]	2.2	2.2	2.2	2.2	2.2	2.3	2.3	2.3
Avg. Stride Length [m]	7.0	7.9	7.8	7.5	7.5	7.2	7.2	7.2



[] Ranking at each section and finish
 -:-:- No data available at this section
 NA No data available

Horse/Jockey Name	Thebarberofseville/Stacey Callow
Finish Rank	4
Fastest Section Time (Section)	0:11.79 (1400-1200)
Top Speed [km/h] (Section)	65.5 (1625 - 1400)
Race State	Finished



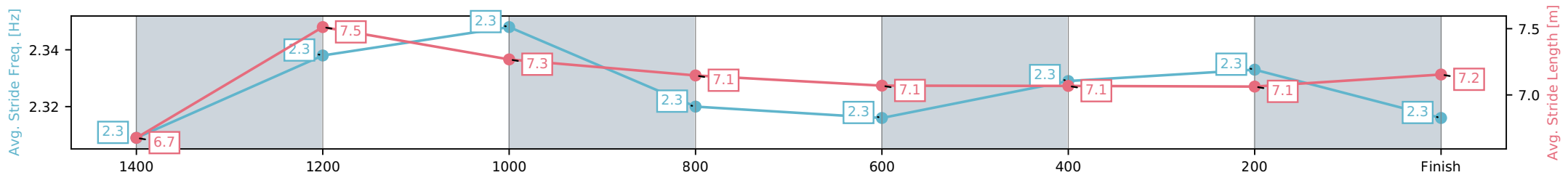
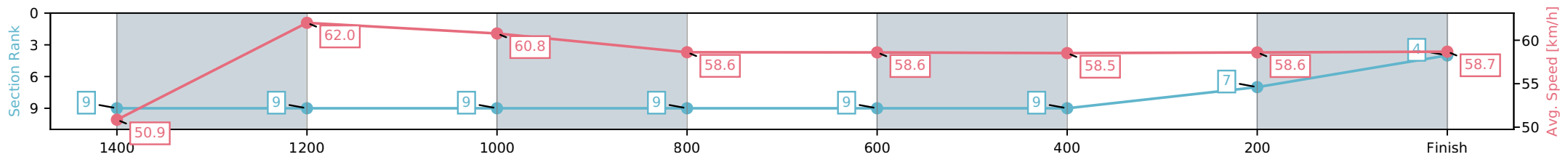
Toowoomba QLD --Professional-2026-05-02
 Race 4: DRACARYS STALLION BENCHMARK 60 Handicap - 1625m



02 May 2026 - 7:08PM

Track Rating: Good 4, Weather: Showers, Rail Position: +1.5m Entire Circuit

Section	L1625	L1400	L1200	L1000	L800	L600	L400	L200
Section Times	1:41.87 (0:16.29)	1:25.58 [9] (0:11.79)	1:13.80 [9] (0:11.92)	1:01.88 [9] (0:12.40)	0:49.48 [9] (0:12.46)	0:37.02 [9] (0:12.45)	0:24.57 [7] (0:12.29)	0:12.28 [4] (0:12.28)
Average Speed [km/h]	50.9	62.0	60.8	58.6	58.6	58.5	58.6	58.7
Top Speed [km/h]	65.5	65.4	62.3	60.6	59.1	59.3	60.3	60.8
Avg. Dist. to Rail [m]	5.3	2.2	1.9	2.0	3.1	2.0	0.5	0.6
Avg. Stride Freq. [Hz]	2.3	2.3	2.3	2.3	2.3	2.3	2.3	2.3
Avg. Stride Length [m]	6.7	7.5	7.3	7.1	7.1	7.1	7.1	7.2



- [] Ranking at each section and finish
- :-:- No data available at this section
- NA No data available

Horse/Jockey Name	Whatjeudoin'/Fred Larson
Finish Rank	5
Fastest Section Time (Section)	0:11.45 (1400-1200)
Top Speed [km/h] (Section)	65.2 (1400-1200)
Race State	Finished



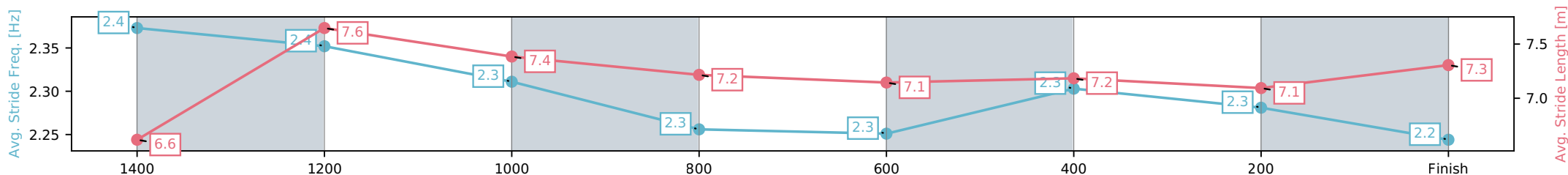
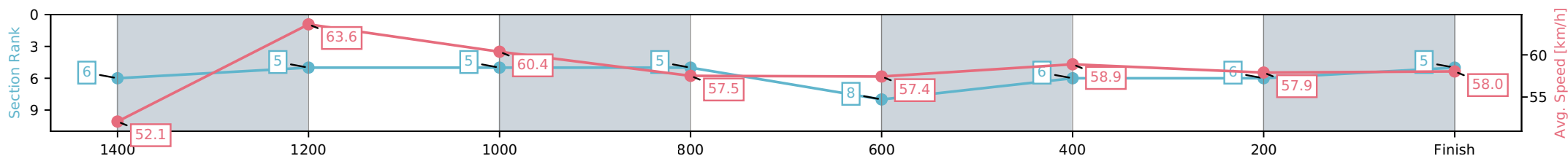
Toowoomba QLD --Professional-2026-05-02
 Race 4: DRACARYS STALLION BENCHMARK 60 Handicap - 1625m

02 May 2026 - 7:08PM

Track Rating: Good 4, Weather: Showers, Rail Position: +1.5m Entire Circuit



Section	L1625	L1400	L1200	L1000	L800	L600	L400	L200
Section Times	1:42.00 (0:15.88)	1:26.12 [5] (0:11.45)	1:14.67 [5] (0:11.97)	1:02.70 [5] (0:12.70)	0:50.00 [8] (0:12.68)	0:37.32 [6] (0:12.35)	0:24.97 [6] (0:12.54)	0:12.44 [5] (0:12.44)
Average Speed [km/h]	52.1	63.6	60.4	57.5	57.4	58.9	57.9	58.0
Top Speed [km/h]	65.0	65.2	62.0	58.9	58.2	60.0	59.1	59.7
Avg. Dist. to Rail [m]	2.5	1.1	1.6	1.9	1.9	1.1	3.1	3.5
Avg. Stride Freq. [Hz]	2.4	2.4	2.3	2.3	2.3	2.3	2.3	2.2
Avg. Stride Length [m]	6.6	7.6	7.4	7.2	7.1	7.2	7.1	7.3



[] Ranking at each section and finish
 -:-:- No data available at this section
 NA No data available

Horse/Jockey Name	Rubaahy/Kenji Yoshida
Finish Rank	6
Fastest Section Time (Section)	0:11.55 (1400-1200)
Top Speed [km/h] (Section)	65.7 (1625 - 1400)
Race State	Finished



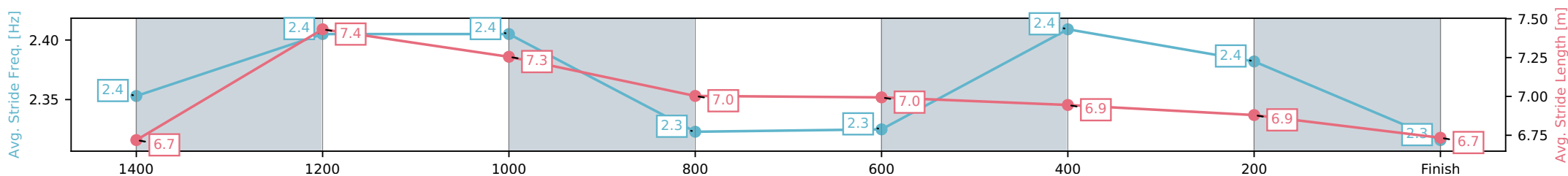
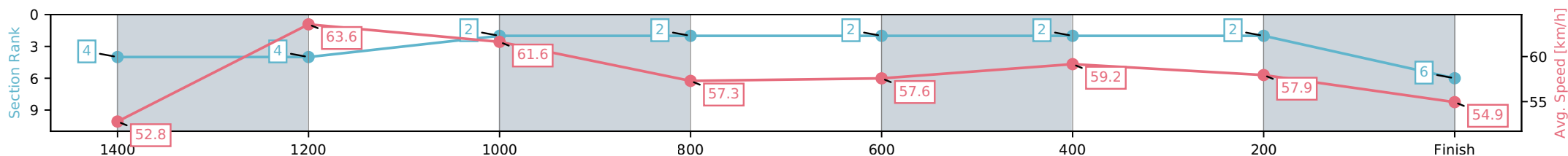
Toowoomba QLD --Professional-2026-05-02
 Race 4: DRACARYS STALLION BENCHMARK 60 Handicap - 1625m



02 May 2026 - 7:08PM

Track Rating: Good 4, Weather: Showers, Rail Position: +1.5m Entire Circuit

Section	L1625	L1400	L1200	L1000	L800	L600	L400	L200
Section Times	1:42.18 (0:15.63)	1:26.55 [4] (0:11.55)	1:15.00 [2] (0:11.74)	1:03.26 [2] (0:12.60)	0:50.66 [2] (0:12.62)	0:38.03 [2] (0:12.36)	0:25.67 [2] (0:12.54)	0:13.13 [6] (0:13.13)
Average Speed [km/h]	52.8	63.6	61.6	57.3	57.6	59.2	57.9	54.9
Top Speed [km/h]	65.7	65.3	63.6	58.7	58.4	60.1	59.1	56.6
Avg. Dist. to Rail [m]	6.1	2.9	1.3	0.7	1.6	2.4	3.2	2.0
Avg. Stride Freq. [Hz]	2.4	2.4	2.4	2.3	2.3	2.4	2.4	2.3
Avg. Stride Length [m]	6.7	7.4	7.3	7.0	7.0	6.9	6.9	6.7



[] Ranking at each section and finish
 -:-:- No data available at this section
 NA No data available

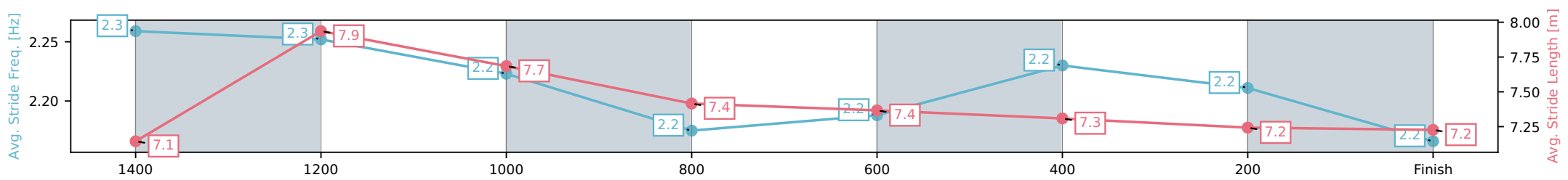
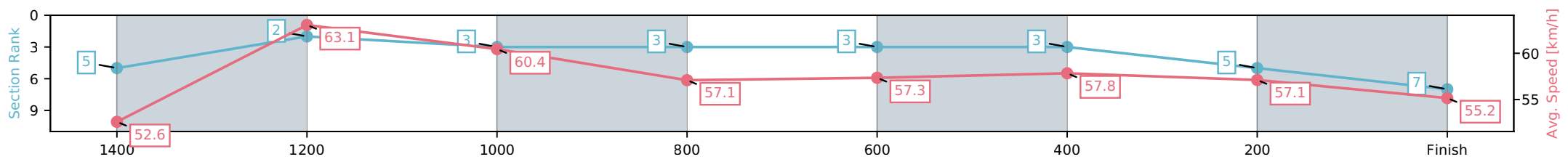
Horse/Jockey Name	Advance To Jaffa/Ashley Butler
Finish Rank	7
Fastest Section Time (Section)	0:11.32 (1400-1200)
Top Speed [km/h] (Section)	66.4 (1625 - 1400)
Race State	Finished



Toowoomba QLD --Professional-2026-05-02
 Race 4: DRACARYS STALLION BENCHMARK 60 Handicap - 1625m
 02 May 2026 - 7:08PM
 Track Rating: Good 4, Weather: Showers, Rail Position: +1.5m Entire Circuit



Section	L1625	L1400	L1200	L1000	L800	L600	L400	L200
Section Times	1:42.48 (0:15.69)	1:26.79 [2] (0:11.32)	1:15.46 [3] (0:11.93)	1:03.54 [3] (0:12.64)	0:50.90 [3] (0:12.63)	0:38.26 [3] (0:12.51)	0:25.76 [5] (0:12.66)	0:13.10 [7] (0:13.10)
Average Speed [km/h]	52.6	63.1	60.4	57.1	57.3	57.8	57.1	55.2
Top Speed [km/h]	66.4	66.4	61.4	58.5	58.1	59.1	57.8	56.6
Avg. Dist. to Rail [m]	2.0	1.7	1.1	0.5	1.2	0.9	1.0	1.1
Avg. Stride Freq. [Hz]	2.3	2.3	2.2	2.2	2.2	2.2	2.2	2.2
Avg. Stride Length [m]	7.1	7.9	7.7	7.4	7.4	7.3	7.2	7.2



[] Ranking at each section and finish
 -:-:- No data available at this section
 NA No data available

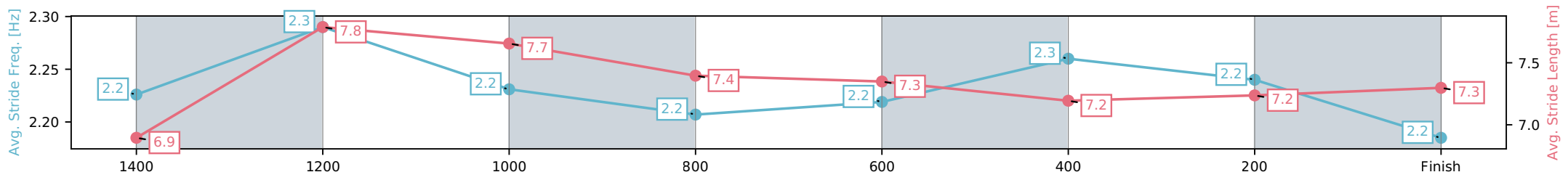
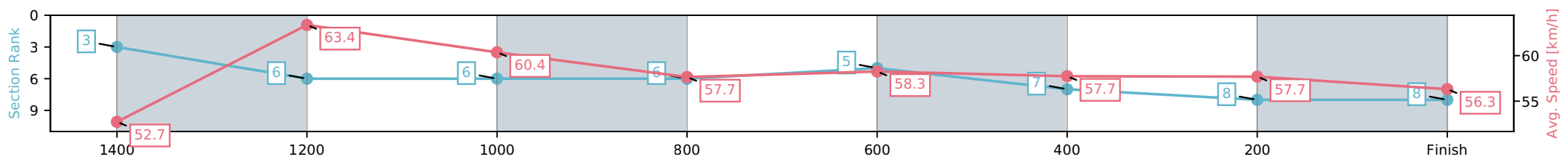
Horse/Jockey Name	Wowit's Willywonka/Courtney Bellamy
Finish Rank	8
Fastest Section Time (Section)	0:11.75 (1400-1200)
Top Speed [km/h] (Section)	65.5 (1625 - 1400)
Race State	Finished



Toowoomba QLD --Professional-2026-05-02
 Race 4: DRACARYS STALLION BENCHMARK 60 Handicap - 1625m
 02 May 2026 - 7:08PM
 Track Rating: Good 4, Weather: Showers, Rail Position: +1.5m Entire Circuit



Section	L1625	L1400	L1200	L1000	L800	L600	L400	L200
Section Times	1:42.52 (0:15.59)	1:26.93 [6] (0:11.75)	1:15.18 [6] (0:12.02)	1:03.16 [6] (0:12.70)	0:50.46 [5] (0:12.52)	0:37.94 [7] (0:12.59)	0:25.34 [8] (0:12.54)	0:12.80 [8] (0:12.80)
Average Speed [km/h]	52.7	63.4	60.4	57.7	58.3	57.7	57.7	56.3
Top Speed [km/h]	65.5	65.2	62.1	60.0	59.0	59.4	58.2	57.6
Avg. Dist. to Rail [m]	8.2	5.5	5.2	4.2	3.0	1.7	1.9	3.8
Avg. Stride Freq. [Hz]	2.2	2.3	2.2	2.2	2.2	2.3	2.2	2.2
Avg. Stride Length [m]	6.9	7.8	7.7	7.4	7.3	7.2	7.2	7.3



[] Ranking at each section and finish
 -:-:- No data available at this section
 NA No data available

Horse/Jockey Name	Benfica Lass/Damien Boche
Finish Rank	9
Fastest Section Time (Section)	0:11.50 (1400-1200)
Top Speed [km/h] (Section)	65.4 (1400-1200)
Race State	Finished



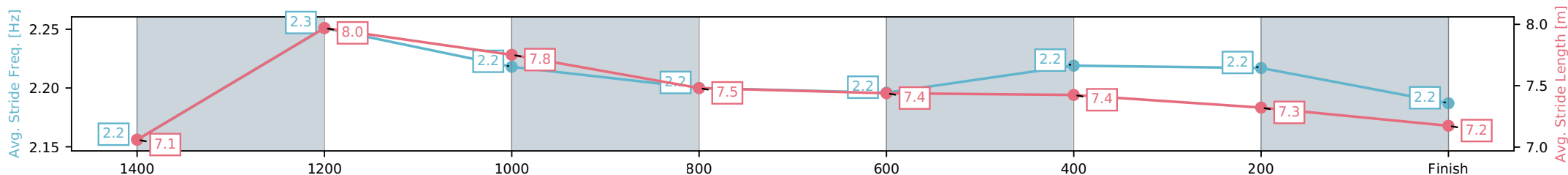
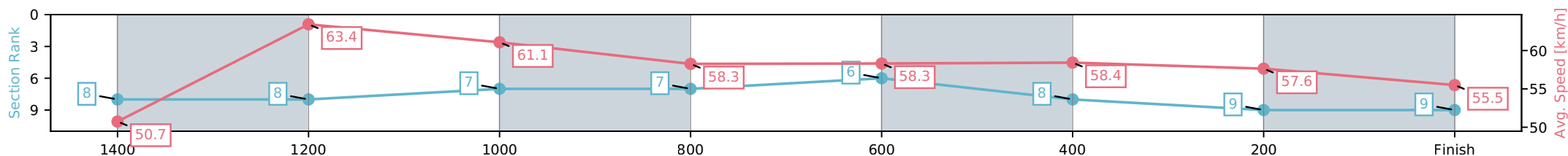
Toowoomba QLD --Professional-2026-05-02
 Race 4: DRACARYS STALLION BENCHMARK 60 Handicap - 1625m



02 May 2026 - 7:08PM

Track Rating: Good 4, Weather: Showers, Rail Position: +1.5m Entire Circuit

Section	L1625	L1400	L1200	L1000	L800	L600	L400	L200
Section Times	1:42.95 (0:16.25)	1:26.70 [8] (0:11.50)	1:15.20 [7] (0:11.84)	1:03.36 [7] (0:12.50)	0:50.87 [6] (0:12.55)	0:38.32 [8] (0:12.62)	0:25.69 [9] (0:12.66)	0:13.03 [9] (0:13.03)
Average Speed [km/h]	50.7	63.4	61.1	58.3	58.3	58.4	57.6	55.5
Top Speed [km/h]	65.3	65.4	62.4	60.2	59.2	59.8	58.3	56.8
Avg. Dist. to Rail [m]	7.5	2.1	2.6	2.5	4.9	4.5	4.3	5.6
Avg. Stride Freq. [Hz]	2.2	2.3	2.2	2.2	2.2	2.2	2.2	2.2
Avg. Stride Length [m]	7.1	8.0	7.8	7.5	7.4	7.4	7.3	7.2



[] Ranking at each section and finish
 -:-:- No data available at this section
 NA No data available

Horse/Jockey Name	Paleface Ringo/Micheal Hellyer
Finish Rank	1
Fastest Section Time (Section)	0:10.86 (800-600)
Top Speed [km/h] (Section)	68.3 (800-600)
Race State	Finished



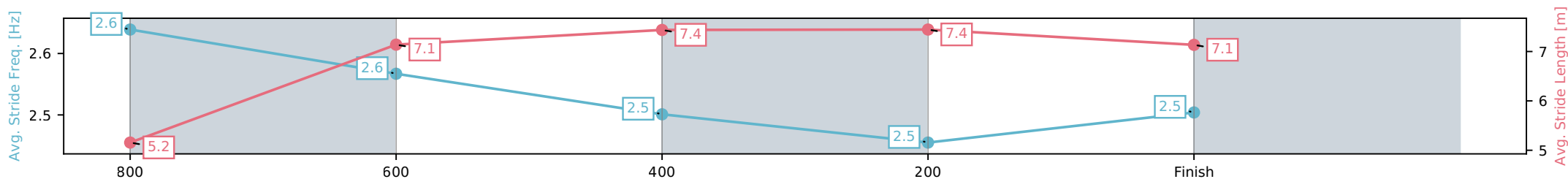
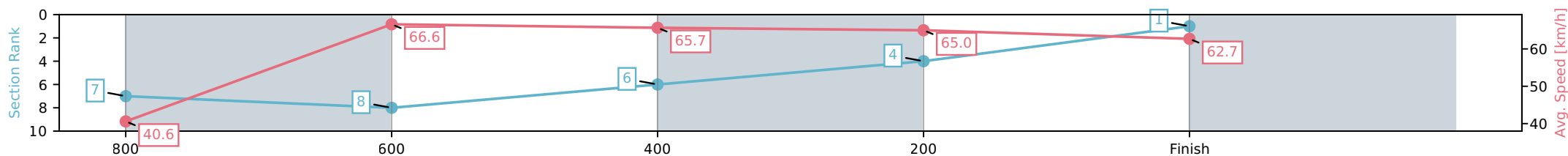
Toowoomba QLD --Professional-2026-05-02
 Race 5: JOE WAGNER GROUP BENCHMARK 68 Handicap - 870m



02 May 2026 - 7:42PM

Track Rating: Good 4, Weather: Showers, Rail Position: +1.5m Entire Circuit

Section	L870	L600	L400	L200	L0
Section Times	0:51.16 (0:06.68)	0:44.48 [8] (0:10.86)	0:33.63 [6] (0:10.99)	0:22.64 [4] (0:11.11)	0:11.52 [1] (0:11.52)
Average Speed [km/h]	40.6	66.6	65.7	65.0	62.7
Top Speed [km/h]	60.4	68.3	67.3	65.8	64.4
Avg. Dist. to Rail [m]	2.1	2.0	0.7	1.6	6.0
Avg. Stride Freq. [Hz]	2.6	2.6	2.5	2.5	2.5
Avg. Stride Length [m]	5.2	7.1	7.4	7.4	7.1



- [] Ranking at each section and finish
- :-:- No data available at this section
- NA No data available

Horse/Jockey Name	Mr Evans/Fred Larson
Finish Rank	2
Fastest Section Time (Section)	0:10.88 (800-600)
Top Speed [km/h] (Section)	67.7 (600-400)
Race State	Finished



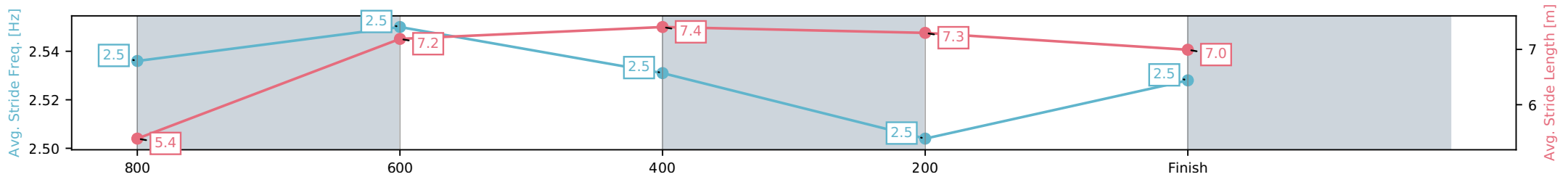
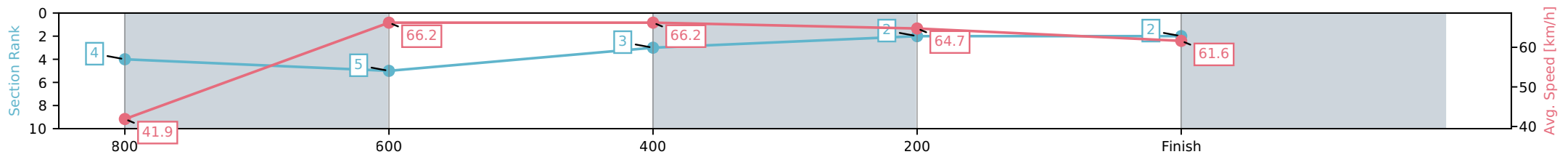
Toowoomba QLD --Professional-2026-05-02
 Race 5: JOE WAGNER GROUP BENCHMARK 68 Handicap - 870m

02 May 2026 - 7:42PM

Track Rating: Good 4, Weather: Showers, Rail Position: +1.5m Entire Circuit



Section	L870	L600	L400	L200	L0
Section Times	0:51.24 (0:06.50)	0:44.74 [5] (0:10.88)	0:33.86 [3] (0:10.92)	0:22.94 [2] (0:11.20)	0:11.74 [2] (0:11.74)
Average Speed [km/h]	41.9	66.2	66.2	64.7	61.6
Top Speed [km/h]	60.9	67.5	67.7	66.0	64.5
Avg. Dist. to Rail [m]	3.0	2.1	1.2	2.4	4.6
Avg. Stride Freq. [Hz]	2.5	2.5	2.5	2.5	2.5
Avg. Stride Length [m]	5.4	7.2	7.4	7.3	7.0



- [] Ranking at each section and finish
- :-:- No data available at this section
- NA No data available

Horse/Jockey Name	Mister Tudor/Montanna Savva
Finish Rank	3
Fastest Section Time (Section)	0:10.56 (800-600)
Top Speed [km/h] (Section)	69.5 (800-600)
Race State	Finished



Toowoomba QLD --Professional-2026-05-02

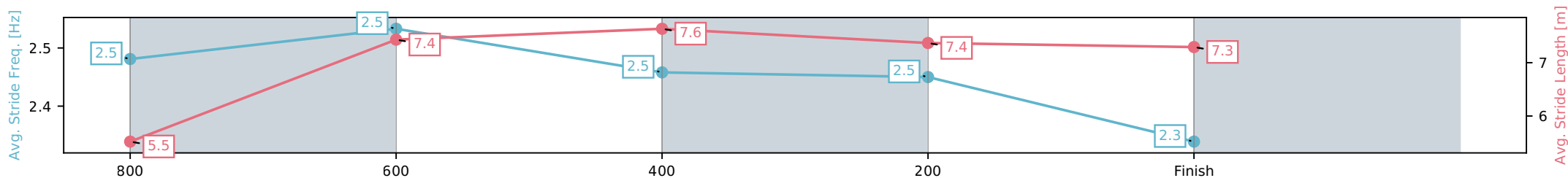
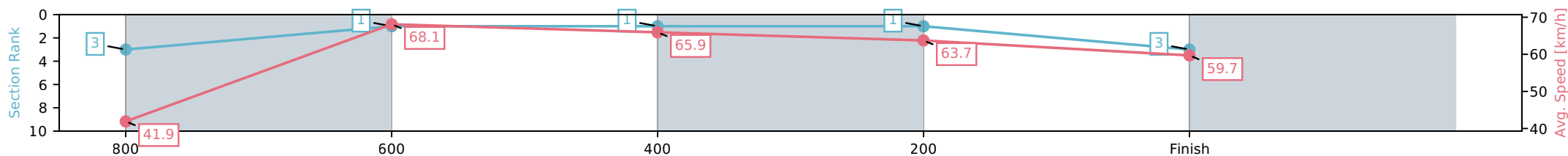
Race 5: JOE WAGNER GROUP BENCHMARK 68 Handicap - 870m

02 May 2026 - 7:42PM

Track Rating: Good 4, Weather: Showers, Rail Position: +1.5m Entire Circuit



Section	L870	L600	L400	L200	L0
Section Times	0:51.54 (0:06.49)	0:45.05 [1] (0:10.56)	0:34.49 [1] (0:10.99)	0:23.49 [1] (0:11.37)	0:12.12 [3] (0:12.12)
Average Speed [km/h]	41.9	68.1	65.9	63.7	59.7
Top Speed [km/h]	62.0	69.5	67.9	65.7	62.7
Avg. Dist. to Rail [m]	3.7	1.9	1.6	2.0	2.7
Avg. Stride Freq. [Hz]	2.5	2.5	2.5	2.5	2.3
Avg. Stride Length [m]	5.5	7.4	7.6	7.4	7.3



- [] Ranking at each section and finish
- :-:- No data available at this section
- NA No data available

Horse/Jockey Name	Defiant Boom/Kelsey Lenton
Finish Rank	4
Fastest Section Time (Section)	0:10.70 (800-600)
Top Speed [km/h] (Section)	69.4 (800-600)
Race State	Finished



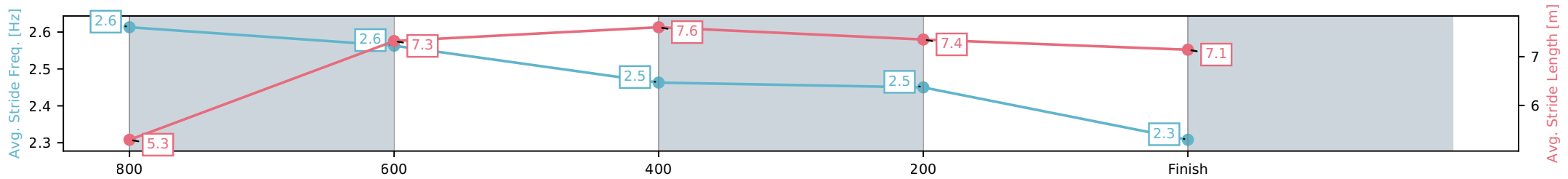
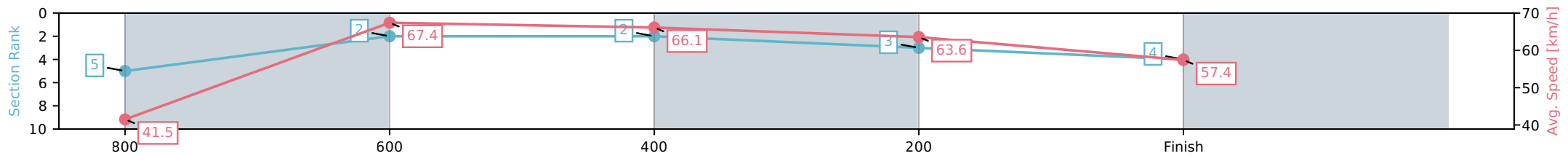
Toowoomba QLD --Professional-2026-05-02
 Race 5: JOE WAGNER GROUP BENCHMARK 68 Handicap - 870m



02 May 2026 - 7:42PM

Track Rating: Good 4, Weather: Showers, Rail Position: +1.5m Entire Circuit

Section	L870	L600	L400	L200	L0
Section Times	0:52.16 (0:06.53)	0:45.63 [2] (0:10.70)	0:34.93 [2] (0:10.95)	0:23.98 [3] (0:11.40)	0:12.58 [4] (0:12.58)
Average Speed [km/h]	41.5	67.4	66.1	63.6	57.4
Top Speed [km/h]	61.5	69.4	67.7	65.0	61.6
Avg. Dist. to Rail [m]	1.2	1.0	1.2	2.0	3.2
Avg. Stride Freq. [Hz]	2.6	2.6	2.5	2.5	2.3
Avg. Stride Length [m]	5.3	7.3	7.6	7.4	7.1



- [] Ranking at each section and finish
- :-:- No data available at this section
- NA No data available

Horse/Jockey Name	Palawa Kani/Courtney Bellamy
Finish Rank	5
Fastest Section Time (Section)	0:10.57 (800-600)
Top Speed [km/h] (Section)	69.9 (800-600)
Race State	Finished



Toowoomba QLD --Professional-2026-05-02

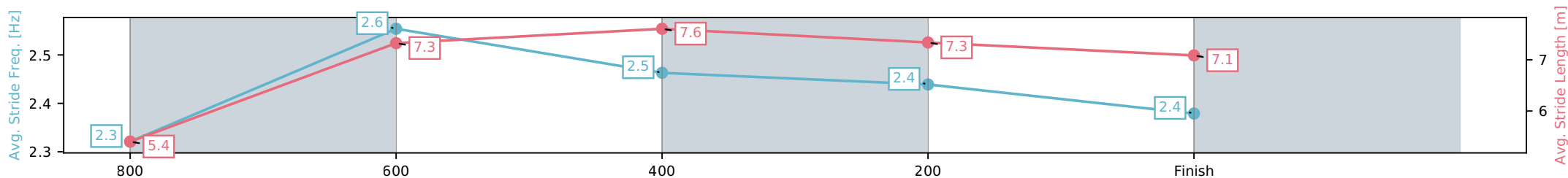
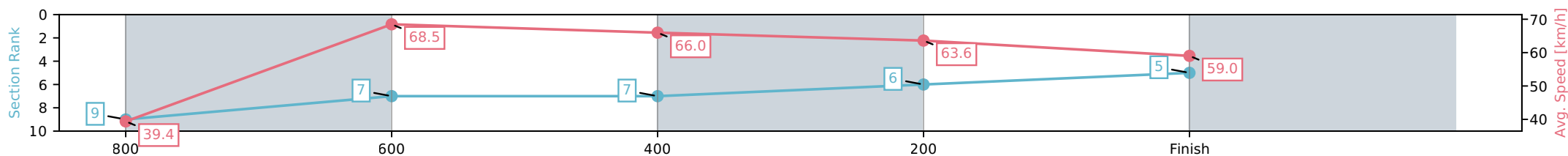
Race 5: JOE WAGNER GROUP BENCHMARK 68 Handicap - 870m

02 May 2026 - 7:42PM

Track Rating: Good 4, Weather: Showers, Rail Position: +1.5m Entire Circuit



Section	L870	L600	L400	L200	L0
Section Times	0:52.21 (0:06.95)	0:45.26 [7] (0:10.57)	0:34.69 [7] (0:11.02)	0:23.67 [6] (0:11.44)	0:12.23 [5] (0:12.23)
Average Speed [km/h]	39.4	68.5	66.0	63.6	59.0
Top Speed [km/h]	60.7	69.9	68.9	64.8	62.2
Avg. Dist. to Rail [m]	5.6	2.8	2.1	4.2	8.1
Avg. Stride Freq. [Hz]	2.3	2.6	2.5	2.4	2.4
Avg. Stride Length [m]	5.4	7.3	7.6	7.3	7.1



- [] Ranking at each section and finish
- :-:- No data available at this section
- NA No data available

Horse/Jockey Name	Mr Encore/Karl Zechner
Finish Rank	6
Fastest Section Time (Section)	0:10.77 (800-600)
Top Speed [km/h] (Section)	68.8 (800-600)
Race State	Finished



Toowoomba QLD --Professional-2026-05-02

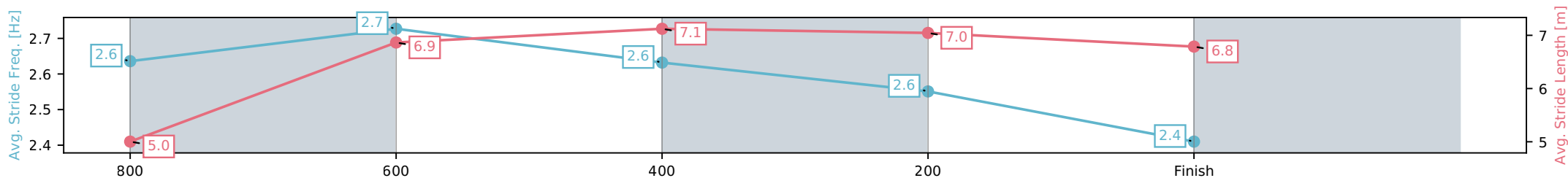
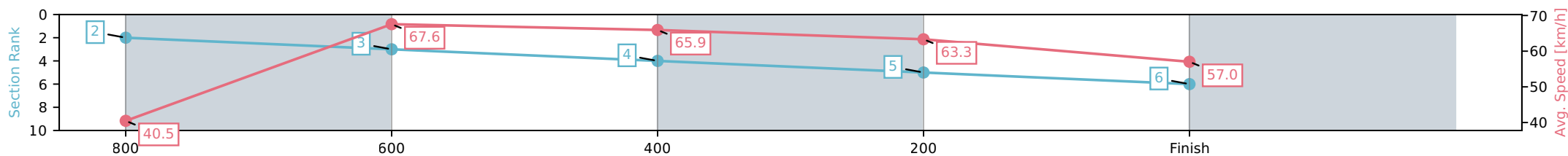
Race 5: JOE WAGNER GROUP BENCHMARK 68 Handicap - 870m

02 May 2026 - 7:42PM

Track Rating: Good 4, Weather: Showers, Rail Position: +1.5m Entire Circuit



Section	L870	L600	L400	L200	L0
Section Times	0:52.53 (0:06.49)	0:46.04 [3] (0:10.77)	0:35.27 [4] (0:11.14)	0:24.13 [5] (0:11.45)	0:12.68 [6] (0:12.68)
Average Speed [km/h]	40.5	67.6	65.9	63.3	57.0
Top Speed [km/h]	61.6	68.8	68.0	65.0	61.0
Avg. Dist. to Rail [m]	7.5	6.1	4.1	2.9	4.9
Avg. Stride Freq. [Hz]	2.6	2.7	2.6	2.6	2.4
Avg. Stride Length [m]	5.0	6.9	7.1	7.0	6.8



[] Ranking at each section and finish
 -:-:- No data available at this section
 NA No data available

Horse/Jockey Name	Mishani Ego/Chloe Lowe
Finish Rank	7
Fastest Section Time (Section)	0:10.76 (800-600)
Top Speed [km/h] (Section)	68.2 (800-600)
Race State	Finished



Toowoomba QLD --Professional-2026-05-02

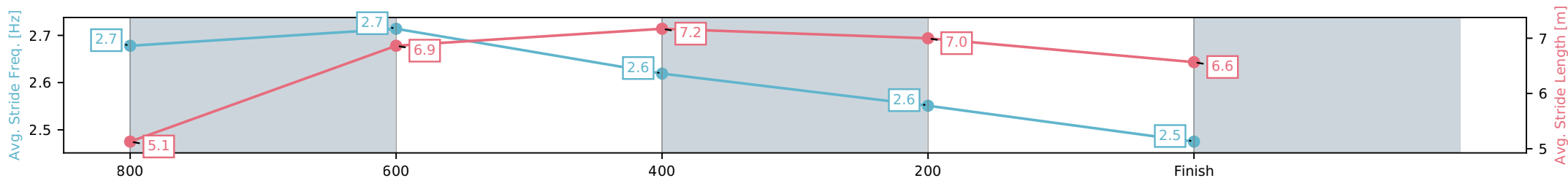
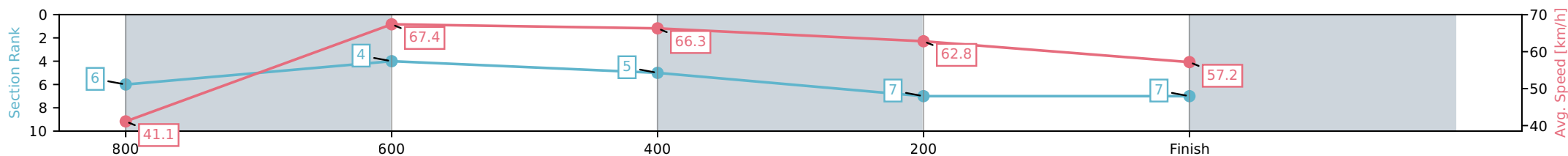
Race 5: JOE WAGNER GROUP BENCHMARK 68 Handicap - 870m

02 May 2026 - 7:42PM

Track Rating: Good 4, Weather: Showers, Rail Position: +1.5m Entire Circuit



Section	L870	L600	L400	L200	L0
Section Times	0:52.75 (0:06.58)	0:46.17 [4] (0:10.76)	0:35.41 [5] (0:11.09)	0:24.32 [7] (0:11.64)	0:12.68 [7] (0:12.68)
Average Speed [km/h]	41.1	67.4	66.3	62.8	57.2
Top Speed [km/h]	61.3	68.2	68.2	65.8	60.2
Avg. Dist. to Rail [m]	7.2	6.4	4.8	5.1	7.5
Avg. Stride Freq. [Hz]	2.7	2.7	2.6	2.6	2.5
Avg. Stride Length [m]	5.1	6.9	7.2	7.0	6.6

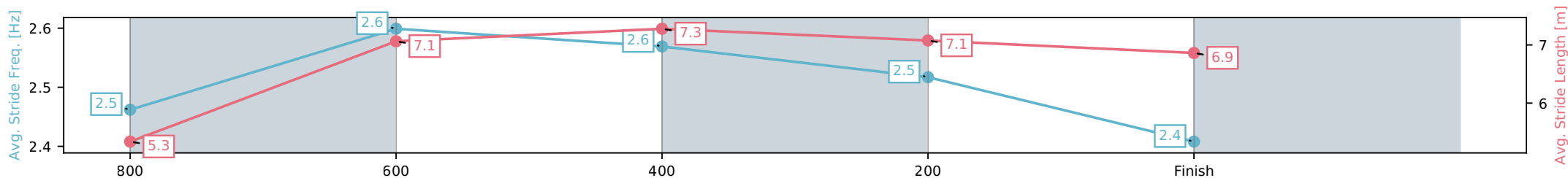
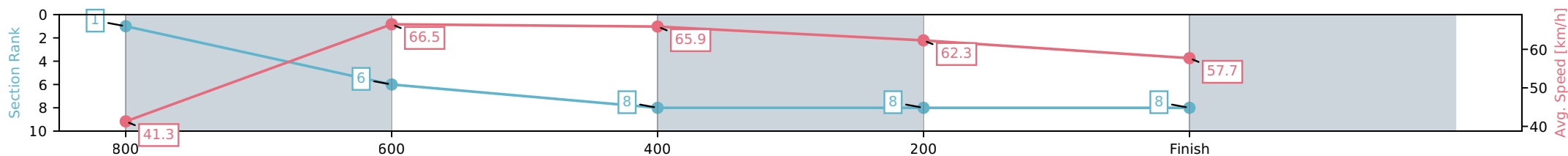


- [] Ranking at each section and finish
- :-:- No data available at this section
- NA No data available

Horse/Jockey Name	Jemeldi/Kenji Yoshida
Finish Rank	8
Fastest Section Time (Section)	0:10.94 (800-600)
Top Speed [km/h] (Section)	68.2 (600-400)
Race State	Finished



Section	L870	L600	L400	L200	L0
Section Times	0:52.86 (0:06.47)	0:46.39 [6] (0:10.94)	0:35.45 [8] (0:11.16)	0:24.29 [8] (0:11.75)	0:12.54 [8] (0:12.54)
Average Speed [km/h]	41.3	66.5	65.9	62.3	57.7
Top Speed [km/h]	60.3	68.1	68.2	63.9	59.4
Avg. Dist. to Rail [m]	8.4	6.5	4.5	5.7	5.1
Avg. Stride Freq. [Hz]	2.5	2.6	2.6	2.5	2.4
Avg. Stride Length [m]	5.3	7.1	7.3	7.1	6.9





Toowoomba QLD
 Race 6: FOCUS HR Maiden Plate - 1300m
 02 May 2026 - 8:21PM



Track Rating: Good 4, Weather: Showers, Rail Position: +1.5m Entire Circuit

Field Times (Race Tempo) 1:21.26 (0:08.43) 1:12.83 (0:10.99) 1:01.83 (0:11.65) 0:50.18 (0:12.22) 0:37.96 (0:12.61) 0:25.35 (0:12.49) 0:12.86 (0:12.86)

Rank	TAB#	Horse	Overall Time	First 400m	Top Speed km/h (Section)	L1300	L1200	L1000	L800	L600	L400	L200	
	(BAR#)	Jockey	Margin (DT-W)	Last 600m	Fastest Section (Time)	Start - 1200	1200 - 1000	1000 - 800	800 - 600	600 - 400	400 - 200	200 - Finish	
1	9	Paciera	1:21.26	0:25.41	65.4 (1200-1000)	1:21.26	1:12.70 [4]	1:01.50 [4]	0:49.89 [4]	0:37.68 [4]	0:25.30 [3]	0:12.86 [1]	
	(2)	Ashley Butler		0:37.67	1200-1000 (0:11.20)	(0:08.56)	(0:11.20)	(0:11.61)	(0:12.21)	(0:12.37)	(0:12.44)	(0:12.86)	
2	3	Akira San	1:21.78	0:25.92	66.5 (1200-1000)	1:21.78	1:12.91 [8]	1:01.81 [6]	0:49.98 [7]	0:37.93 [7]	0:25.65 [5]	0:12.86 [3]	
	(3)	Corey Sutherland	3.1L (-1)	0:37.93	1200-1000 (0:11.10)	(0:08.87)	(0:11.10)	(0:11.82)	(0:12.06)	(0:12.27)	(0:12.80)	(0:12.86)	
3	1	Bon Ichi	1:21.83	0:25.07	67.2 (1200-1000)	1:21.83	1:13.40 [1]	1:02.36 [3]	0:50.62 [3]	0:38.46 [2]	0:25.92 [1]	0:13.28 [2]	
	(1)	Chloe Lowe	3.3L (+4)	0:38.46	1200-1000 (0:11.04)	(0:08.43)	(0:11.04)	(0:11.74)	(0:12.16)	(0:12.54)	(0:12.64)	(0:13.28)	
4	2	Steplika Lion	1:22.06	0:25.59	65.8 (1200-1000)	1:22.06	1:13.45 [5]	1:02.22 [5]	0:50.49 [5]	0:38.46 [5]	0:25.87 [6]	0:12.94 [5]	
	(6)	Brandon Lerena	4.7L (+3)	0:38.45	1200-1000 (0:11.22)	(0:08.61)	(0:11.22)	(0:11.73)	(0:12.04)	(0:12.59)	(0:12.92)	(0:12.94)	
5	10	Yakitori	1:22.66	0:25.14	67.5 (1200-1000)	1:22.66	1:14.14 [2]	1:03.23 [1]	0:51.58 [1]	0:39.36 [1]	0:26.72 [2]	0:13.69 [4]	
	(9)	Courtney Bellamy	8.2L (+5)	0:39.36	1200-1000 (0:10.90)	(0:08.52)	(0:10.90)	(0:11.65)	(0:12.22)	(0:12.64)	(0:13.03)	(0:13.69)	
6	11	Witness Dis	1:22.80	0:25.74	65.3 (1200-1000)	1:22.80	1:13.93 [7]	1:02.72 [8]	0:51.06 [6]	0:38.98 [6]	0:26.44 [7]	0:13.40 [7]	
	(5)	Stacey Callow	9.1L (+6)	0:38.98	1200-1000 (0:11.21)	(0:08.87)	(0:11.21)	(0:11.66)	(0:12.08)	(0:12.54)	(0:13.04)	(0:13.40)	
7	5	Melancolie	1:22.99	0:26.48	64.9 (1200-1000)	1:22.99	1:13.68 [9]	1:02.23 [9]	0:50.62 [9]	0:38.64 [9]	0:26.48 [9]	0:13.40 [8]	
	(7)	Micheal Hellyer	10.2L (+16)	0:38.63	1200-1000 (0:11.45)	(0:09.31)	(0:11.45)	(0:11.62)	(0:11.98)	(0:12.16)	(0:13.07)	(0:13.40)	
8	12	Mishpat	1:23.80	0:25.02	68.0 (1200-1000)	1:23.80	1:15.25 [3]	1:04.36 [2]	0:52.62 [2]	0:40.33 [3]	0:27.83 [4]	0:14.52 [6]	
	(10)	Kelsey Lenton	14.9L (+5)	0:40.33	1200-1000 (0:10.90)	(0:08.55)	(0:10.90)	(0:11.74)	(0:12.29)	(0:12.50)	(0:13.31)	(0:14.52)	
9	4	Brave Glow	1:23.84	0:25.74	65.3 (1200-1000)	1:23.84	1:15.06 [6]	1:03.79 [7]	0:51.99 [8]	0:39.96 [8]	0:27.46 [8]	0:14.22 [9]	
	(4)	Karl Zechner	15.2L (+4)	0:39.96	1200-1000 (0:11.28)	(0:08.78)	(0:11.28)	(0:11.80)	(0:12.03)	(0:12.50)	(0:13.24)	(0:14.22)	

Scratched: Sweet Armani (#6), Top Level (#7), Lost In France (#8), General Gordon (#13), Bombus (#14), Rotate (#15)

Report Created: Sat 02 May 2026

(Note: Races are conducted over an approximate distance as close as possible to the advertised distance, and recorded data may vary accordingly. Official times refer to race times only and do not include handicap times.)

[] Position in running at each section and finish TAB# Saddle cloth number

-:--:-- No data available at this section

NA No data available

DNT Did not track

BAR# Barrier/Gate Position

DNF Did not finish

DT-W Distance travelled compared to winner in metres

Fastest split

Fastest section

Horse/Jockey Name	Paciera/Ashley Butler
Finish Rank	1
Fastest Section Time (Section)	0:11.20 (1200-1000)
Top Speed [km/h] (Section)	65.4 (1200-1000)
Race State	Finished



Toowoomba QLD --Professional-2026-05-02

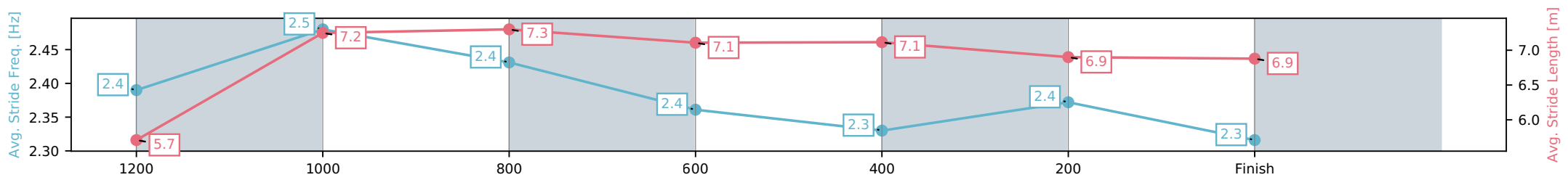
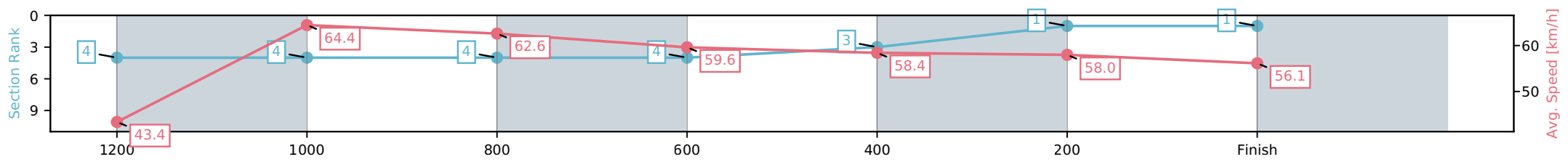
Race 6: FOCUS HR Maiden Plate - 1300m

02 May 2026 - 8:21PM



Track Rating: Good 4, Weather: Showers, Rail Position: +1.5m Entire Circuit

Section	L1300	L1200	L1000	L800	L600	L400	L200
Section Times	1:21.26 (0:08.56)	1:12.70 [4] (0:11.20)	1:01.50 [4] (0:11.61)	0:49.89 [4] (0:12.21)	0:37.68 [3] (0:12.37)	0:25.30 [1] (0:12.44)	0:12.86 [1] (0:12.86)
Average Speed [km/h]	43.4	64.4	62.6	59.6	58.4	58.0	56.1
Top Speed [km/h]	61.8	65.4	64.4	60.7	60.7	59.6	57.9
Avg. Dist. to Rail [m]	5.2	2.5	2.9	2.8	0.9	0.9	1.5
Avg. Stride Freq. [Hz]	2.4	2.5	2.4	2.4	2.3	2.4	2.3
Avg. Stride Length [m]	5.7	7.2	7.3	7.1	7.1	6.9	6.9



[] Ranking at each section and finish
 -:-:- No data available at this section
 NA No data available

Horse/Jockey Name	Akira San/Corey Sutherland
Finish Rank	2
Fastest Section Time (Section)	0:11.10 (1200-1000)
Top Speed [km/h] (Section)	66.5 (1200-1000)
Race State	Finished



Toowoomba QLD --Professional-2026-05-02

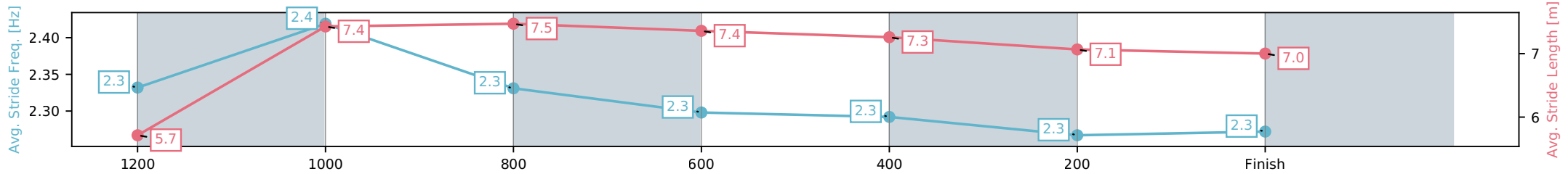
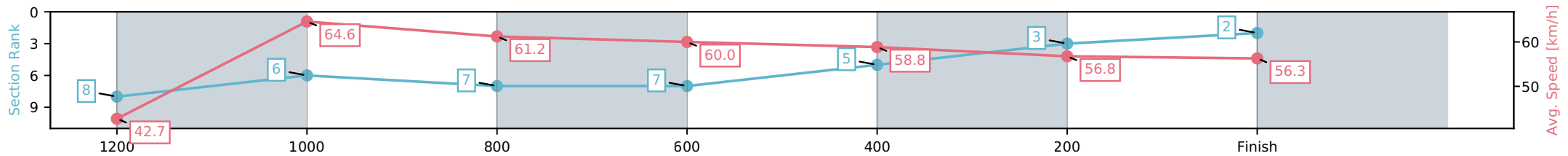
Race 6: FOCUS HR Maiden Plate - 1300m

02 May 2026 - 8:21PM



Track Rating: Good 4, Weather: Showers, Rail Position: +1.5m Entire Circuit

Section	L1300	L1200	L1000	L800	L600	L400	L200
Section Times	1:21.78 (0:08.87)	1:12.91 [6] (0:11.10)	1:01.81 [7] (0:11.82)	0:49.98 [7] (0:12.06)	0:37.93 [5] (0:12.27)	0:25.65 [3] (0:12.80)	0:12.86 [2] (0:12.86)
Average Speed [km/h]	42.7	64.6	61.2	60.0	58.8	56.8	56.3
Top Speed [km/h]	59.2	66.5	64.1	61.2	60.3	57.6	57.6
Avg. Dist. to Rail [m]	4.4	1.3	2.5	2.2	1.4	2.6	2.8
Avg. Stride Freq. [Hz]	2.3	2.4	2.3	2.3	2.3	2.3	2.3
Avg. Stride Length [m]	5.7	7.4	7.5	7.4	7.3	7.1	7.0



[] Ranking at each section and finish
 -:-:- No data available at this section
 NA No data available

Horse/Jockey Name	Bon Ichi/Chloe Lowe
Finish Rank	3
Fastest Section Time (Section)	0:11.04 (1200-1000)
Top Speed [km/h] (Section)	67.2 (1200-1000)
Race State	Finished



Toowoomba QLD --Professional-2026-05-02

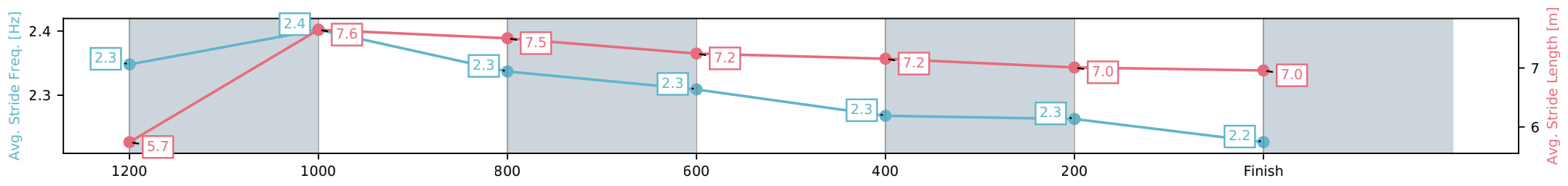
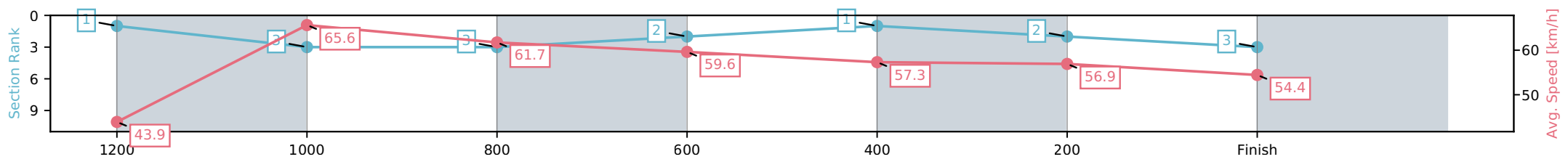
Race 6: FOCUS HR Maiden Plate - 1300m

02 May 2026 - 8:21PM

Track Rating: Good 4, Weather: Showers, Rail Position: +1.5m Entire Circuit



Section	L1300	L1200	L1000	L800	L600	L400	L200
Section Times	1:21.83 (0:08.43)	1:13.40 [3] (0:11.04)	1:02.36 [3] (0:11.74)	0:50.62 [2] (0:12.16)	0:38.46 [1] (0:12.54)	0:25.92 [2] (0:12.64)	0:13.28 [3] (0:13.28)
Average Speed [km/h]	43.9	65.6	61.7	59.6	57.3	56.9	54.4
Top Speed [km/h]	61.4	67.2	65.3	60.2	59.7	57.5	56.3
Avg. Dist. to Rail [m]	3.1	1.1	1.3	1.2	1.1	0.9	1.3
Avg. Stride Freq. [Hz]	2.3	2.4	2.3	2.3	2.3	2.3	2.2
Avg. Stride Length [m]	5.7	7.6	7.5	7.2	7.2	7.0	7.0



[] Ranking at each section and finish
 -:-:- No data available at this section
 NA No data available

Horse/Jockey Name	Steplika Lion/Brandon Lerena
Finish Rank	4
Fastest Section Time (Section)	0:11.22 (1200-1000)
Top Speed [km/h] (Section)	65.8 (1200-1000)
Race State	Finished



Toowoomba QLD --Professional-2026-05-02

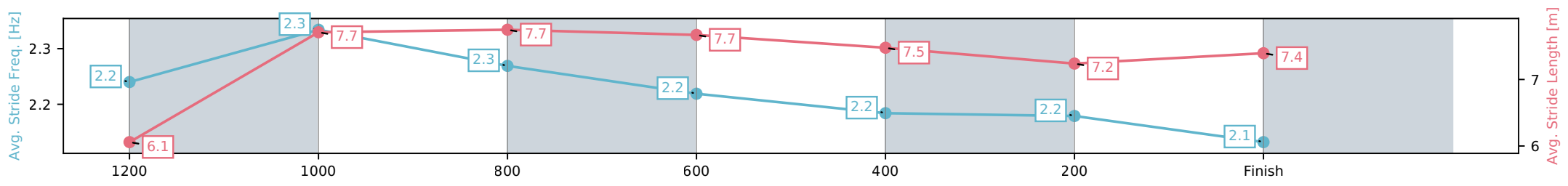
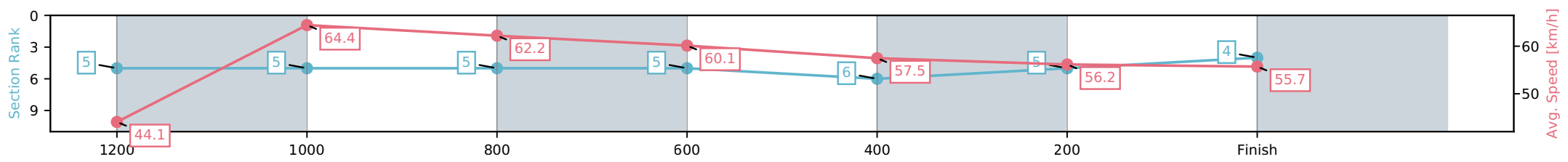
Race 6: FOCUS HR Maiden Plate - 1300m

02 May 2026 - 8:21PM



Track Rating: Good 4, Weather: Showers, Rail Position: +1.5m Entire Circuit

Section	L1300	L1200	L1000	L800	L600	L400	L200
Section Times	1:22.06 (0:08.61)	1:13.45 [5] (0:11.22)	1:02.22 [5] (0:11.73)	0:50.49 [5] (0:12.04)	0:38.46 [6] (0:12.59)	0:25.87 [5] (0:12.92)	0:12.94 [4] (0:12.94)
Average Speed [km/h]	44.1	64.4	62.2	60.1	57.5	56.2	55.7
Top Speed [km/h]	61.2	65.8	63.0	61.5	60.0	56.9	56.5
Avg. Dist. to Rail [m]	9.3	4.7	3.7	0.9	0.8	2.3	3.6
Avg. Stride Freq. [Hz]	2.2	2.3	2.3	2.2	2.2	2.2	2.1
Avg. Stride Length [m]	6.1	7.7	7.7	7.7	7.5	7.2	7.4



[] Ranking at each section and finish
 -:-:- No data available at this section
 NA No data available

Horse/Jockey Name	Yakitori/Courtney Bellamy
Finish Rank	5
Fastest Section Time (Section)	0:10.90 (1200-1000)
Top Speed [km/h] (Section)	67.5 (1200-1000)
Race State	Finished



Toowoomba QLD --Professional-2026-05-02

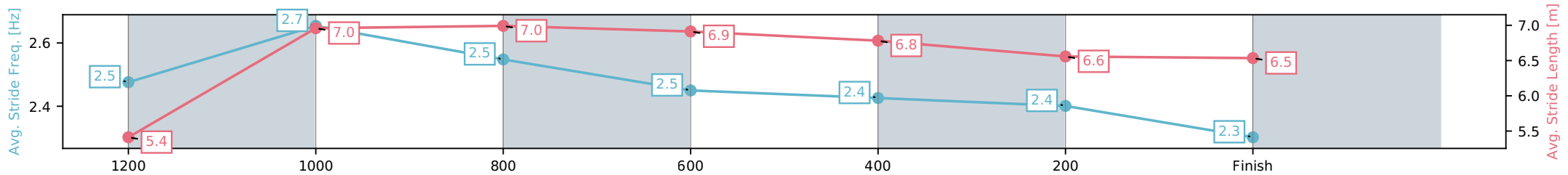
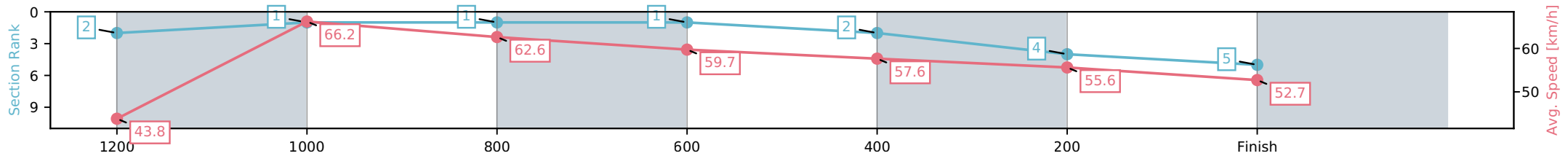
Race 6: FOCUS HR Maiden Plate - 1300m

02 May 2026 - 8:21PM



Track Rating: Good 4, Weather: Showers, Rail Position: +1.5m Entire Circuit

Section	L1300	L1200	L1000	L800	L600	L400	L200
Section Times	1:22.66 (0:08.52)	1:14.14 [1] (0:10.90)	1:03.23 [1] (0:11.65)	0:51.58 [1] (0:12.22)	0:39.36 [2] (0:12.64)	0:26.72 [4] (0:13.03)	0:13.69 [5] (0:13.69)
Average Speed [km/h]	43.8	66.2	62.6	59.7	57.6	55.6	52.7
Top Speed [km/h]	62.6	67.5	65.3	61.7	59.6	57.4	54.9
Avg. Dist. to Rail [m]	11.3	6.5	4.0	4.1	2.8	1.5	0.8
Avg. Stride Freq. [Hz]	2.5	2.7	2.5	2.5	2.4	2.4	2.3
Avg. Stride Length [m]	5.4	7.0	7.0	6.9	6.8	6.6	6.5



- [] Ranking at each section and finish
- :-:- No data available at this section
- NA No data available

Horse/Jockey Name	Witness Dis/Stacey Callow
Finish Rank	6
Fastest Section Time (Section)	0:11.21 (1200-1000)
Top Speed [km/h] (Section)	65.3 (1200-1000)
Race State	Finished



Toowoomba QLD --Professional-2026-05-02

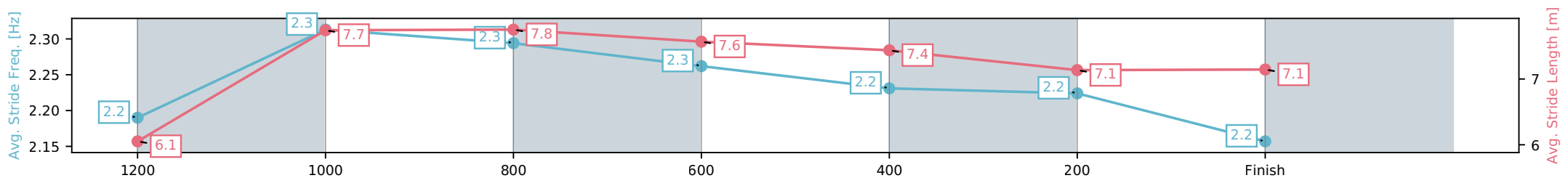
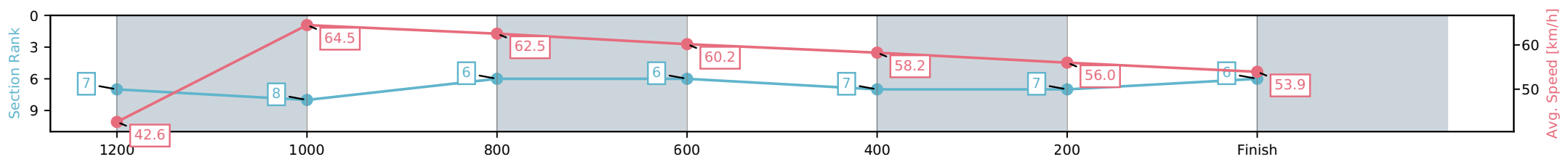
Race 6: FOCUS HR Maiden Plate - 1300m

02 May 2026 - 8:21PM



Track Rating: Good 4, Weather: Showers, Rail Position: +1.5m Entire Circuit

Section	L1300	L1200	L1000	L800	L600	L400	L200
Section Times	1:22.80 (0:08.87)	1:13.93 [8] (0:11.21)	1:02.72 [6] (0:11.66)	0:51.06 [6] (0:12.08)	0:38.98 [7] (0:12.54)	0:26.44 [7] (0:13.04)	0:13.40 [6] (0:13.40)
Average Speed [km/h]	42.6	64.5	62.5	60.2	58.2	56.0	53.9
Top Speed [km/h]	60.0	65.3	64.6	61.2	60.0	56.9	55.6
Avg. Dist. to Rail [m]	7.1	3.7	3.2	2.6	2.4	4.7	4.3
Avg. Stride Freq. [Hz]	2.2	2.3	2.3	2.3	2.2	2.2	2.2
Avg. Stride Length [m]	6.1	7.7	7.8	7.6	7.4	7.1	7.1



[] Ranking at each section and finish
 -:-:- No data available at this section
 NA No data available

Horse/Jockey Name	Melancolie/Micheal Hellyer
Finish Rank	7
Fastest Section Time (Section)	0:11.45 (1200-1000)
Top Speed [km/h] (Section)	64.9 (1200-1000)
Race State	Finished



Toowoomba QLD --Professional-2026-05-02

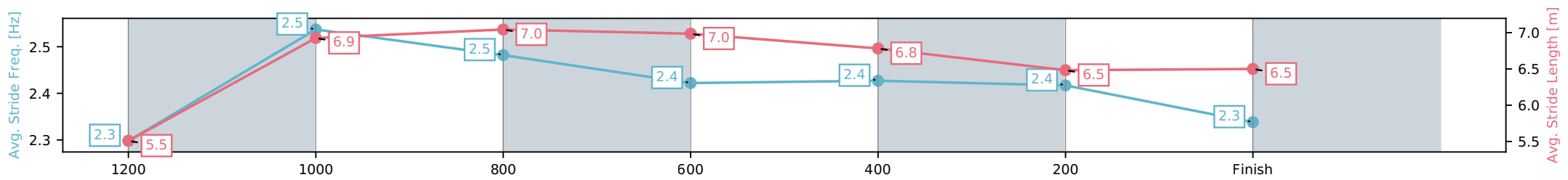
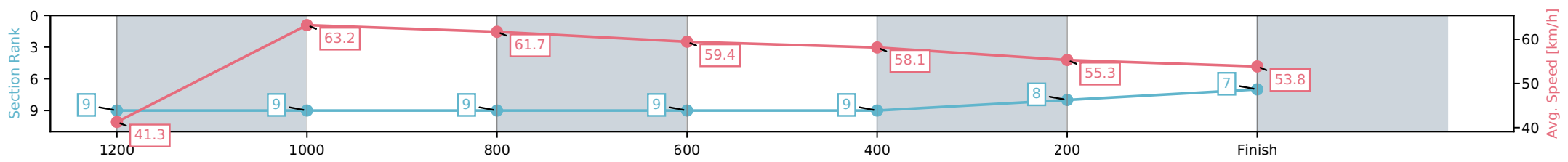
Race 6: FOCUS HR Maiden Plate - 1300m

02 May 2026 - 8:21PM



Track Rating: Good 4, Weather: Showers, Rail Position: +1.5m Entire Circuit

Section	L1300	L1200	L1000	L800	L600	L400	L200
Section Times	1:22.99 (0:09.31)	1:13.68 [9] (0:11.45)	1:02.23 [9] (0:11.62)	0:50.62 [9] (0:11.98)	0:38.64 [9] (0:12.16)	0:26.48 [8] (0:13.07)	0:13.40 [7] (0:13.40)
Average Speed [km/h]	41.3	63.2	61.7	59.4	58.1	55.3	53.8
Top Speed [km/h]	58.0	64.9	64.3	60.2	59.3	56.8	54.8
Avg. Dist. to Rail [m]	11.0	3.1	1.3	3.5	3.7	1.7	1.8
Avg. Stride Freq. [Hz]	2.3	2.5	2.5	2.4	2.4	2.4	2.3
Avg. Stride Length [m]	5.5	6.9	7.0	7.0	6.8	6.5	6.5



[] Ranking at each section and finish
 -:-:- No data available at this section
 NA No data available

Horse/Jockey Name	Mishpat/Kelsey Lenton
Finish Rank	8
Fastest Section Time (Section)	0:10.90 (1200-1000)
Top Speed [km/h] (Section)	68.0 (1200-1000)
Race State	Finished



Toowoomba QLD --Professional-2026-05-02

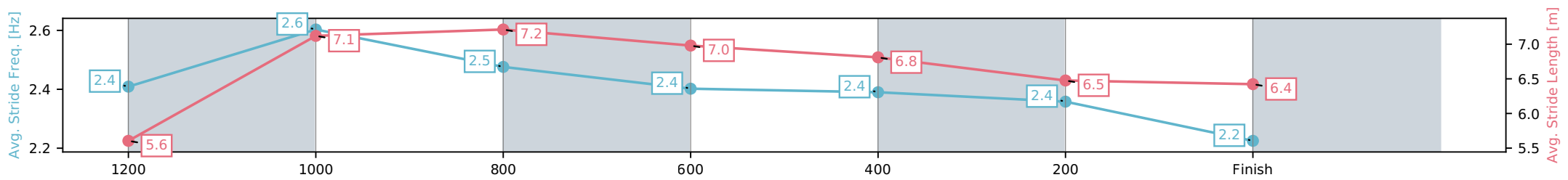
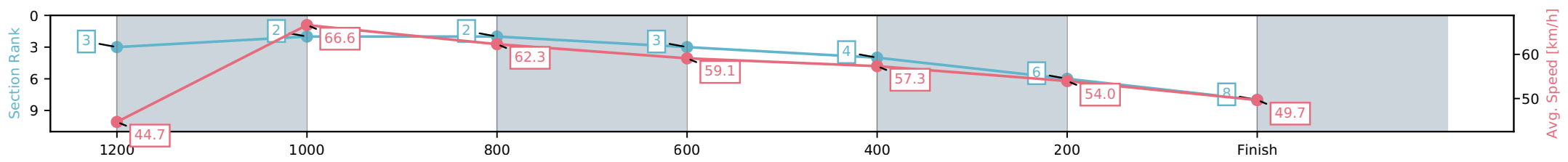
Race 6: FOCUS HR Maiden Plate - 1300m

02 May 2026 - 8:21PM

Track Rating: Good 4, Weather: Showers, Rail Position: +1.5m Entire Circuit



Section	L1300	L1200	L1000	L800	L600	L400	L200
Section Times	1:23.80 (0:08.55)	1:15.25 [2] (0:10.90)	1:04.36 [2] (0:11.74)	0:52.62 [3] (0:12.29)	0:40.33 [4] (0:12.50)	0:27.83 [6] (0:13.31)	0:14.52 [8] (0:14.52)
Average Speed [km/h]	44.7	66.6	62.3	59.1	57.3	54.0	49.7
Top Speed [km/h]	61.7	68.0	65.5	60.2	59.0	55.4	52.4
Avg. Dist. to Rail [m]	12.1	6.0	3.6	1.0	1.2	0.4	0.5
Avg. Stride Freq. [Hz]	2.4	2.6	2.5	2.4	2.4	2.4	2.2
Avg. Stride Length [m]	5.6	7.1	7.2	7.0	6.8	6.5	6.4



[] Ranking at each section and finish
 -:-:- No data available at this section
 NA No data available

Horse/Jockey Name	Brave Glow/Karl Zechner
Finish Rank	9
Fastest Section Time (Section)	0:11.28 (1200-1000)
Top Speed [km/h] (Section)	65.3 (1200-1000)
Race State	Finished



Toowoomba QLD --Professional-2026-05-02

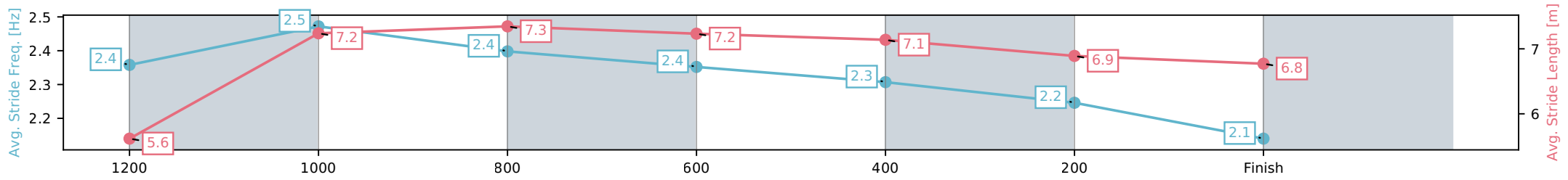
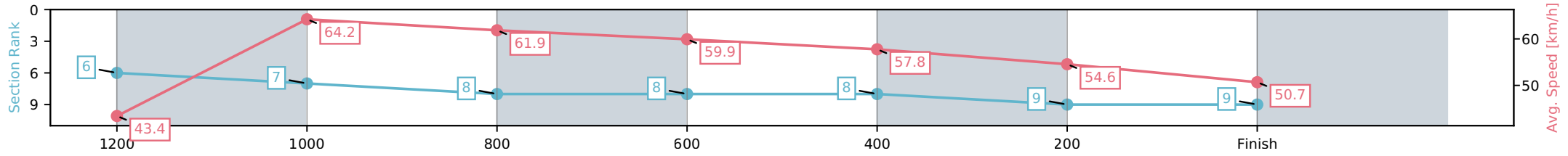
Race 6: FOCUS HR Maiden Plate - 1300m

02 May 2026 - 8:21PM



Track Rating: Good 4, Weather: Showers, Rail Position: +1.5m Entire Circuit

Section	L1300	L1200	L1000	L800	L600	L400	L200
Section Times	1:23.84 (0:08.78)	1:15.06 [7] (0:11.28)	1:03.79 [8] (0:11.80)	0:51.99 [8] (0:12.03)	0:39.96 [8] (0:12.50)	0:27.46 [9] (0:13.24)	0:14.22 [9] (0:14.22)
Average Speed [km/h]	43.4	64.2	61.9	59.9	57.8	54.6	50.7
Top Speed [km/h]	60.7	65.3	63.7	61.4	60.1	55.9	54.0
Avg. Dist. to Rail [m]	7.3	4.0	2.5	0.5	0.7	1.9	4.4
Avg. Stride Freq. [Hz]	2.4	2.5	2.4	2.4	2.3	2.2	2.1
Avg. Stride Length [m]	5.6	7.2	7.3	7.2	7.1	6.9	6.8



[] Ranking at each section and finish
 -:-:- No data available at this section
 NA No data available



Toowoomba QLD

Race 7: COOPER COMMERCIAL Maiden Plate - 1890m

02 May 2026 - 8:52PM



Track Rating: Good 4, Weather: Showers, Rail Position: +1.5m Entire Circuit

Field Times (Race Tempo) 2:03.42 (0:21.91) 1:41.51 (0:11.65) 1:29.86 (0:12.31) 1:17.55 (0:13.29) 1:04.26 (0:13.50) 0:50.76 (0:12.67) 0:38.09 (0:12.35) 0:25.74 (0:12.60)

Rank	TAB#	Horse	Overall Time	First 400m	Top Speed km/h (Section)	L1890	L1600	L1400	L1200	L1000	L800	L600	L400
	(BAR#)	Jockey	Margin (DT-W)	Last 600m	Fastest Section (Time)	Start - 1600	1600 - 1400	1400 - 1200	1200 - 1000	1000 - 800	800 - 600	600 - 400	400 - 200
1	3	Hell To The Line	2:03.42	0:29.20	66.0 (1890 - 1600)	2:03.42	1:40.36 [6]	1:29.03 [5]	1:16.81 [5]	1:03.44 [6]	0:50.09 [5]	0:37.44 [5]	0:25.05 [4]
	(4)	Corey Sutherland		0:37.43	1600-1400 (0:11.34)	(0:23.06)	(0:11.34)	(0:12.22)	(0:13.37)	(0:13.34)	(0:12.65)	(0:12.39)	(0:12.56)
2	4	Onlyyoucanread	2:03.46	0:28.78	63.5 (1890 - 1600)	2:03.46	1:40.99 [3]	1:29.48 [3]	1:17.22 [3]	1:04.03 [3]	0:50.52 [3]	0:37.78 [4]	0:25.71 [2]
	(1)	Kenji Yoshida	0.2L (+4)	0:37.78	1600-1400 (0:11.51)	(0:22.47)	(0:11.51)	(0:12.26)	(0:13.19)	(0:13.51)	(0:12.74)	(0:12.07)	(0:12.55)
3	8	Strike Me Pink	2:03.51	0:28.46	65.4 (1890 - 1600)	2:03.51	1:41.37 [2]	1:29.95 [1]	1:17.64 [1]	1:04.35 [1]	0:50.85 [1]	0:38.11 [2]	0:25.83 [1]
	(7)	Kelsey Lenton	0.5L (-1)	0:38.12	1600-1400 (0:11.42)	(0:22.14)	(0:11.42)	(0:12.31)	(0:13.29)	(0:13.50)	(0:12.74)	(0:12.29)	(0:12.60)
4	1	Four Dozen Oysters	2:03.77	0:29.47	65.5 (1600-1400)	2:03.77	1:40.51 [7]	1:29.21 [6]	1:17.14 [6]	1:03.83 [5]	0:50.35 [6]	0:37.77 [6]	0:25.24 [6]
	(6)	Brandon Lerena	2.1L (-1)	0:37.78	1600-1400 (0:11.30)	(0:23.26)	(0:11.30)	(0:12.07)	(0:13.31)	(0:13.48)	(0:12.58)	(0:12.53)	(0:12.75)
5	2	Royston	2:04.58	0:28.42	65.2 (1890 - 1600)	2:04.58	1:42.67 [1]	1:30.92 [2]	1:18.61 [2]	1:05.27 [2]	0:51.91 [2]	0:39.25 [1]	0:26.72 [3]
	(5)	Rob Thorburn	6.8L (+4)	0:39.25	1600-1400 (0:11.76)	(0:21.91)	(0:11.76)	(0:12.31)	(0:13.33)	(0:13.37)	(0:12.66)	(0:12.53)	(0:13.17)
6	5	Bold Beauty	2:04.97	0:29.45	64.0 (1600-1400)	2:04.97	1:42.00 [5]	1:30.34 [7]	1:17.93 [7]	1:04.68 [7]	0:51.27 [7]	0:38.70 [7]	0:26.07 [7]
	(3)	Stacey Callow	9.1L (+0)	0:38.71	1600-1400 (0:11.66)	(0:22.97)	(0:11.66)	(0:12.41)	(0:13.25)	(0:13.40)	(0:12.57)	(0:12.63)	(0:12.89)
7	7	Proud Miss	2:05.95	0:28.87	63.6 (1890 - 1600)	2:05.95	1:43.34 [4]	1:31.88 [4]	1:19.62 [4]	1:06.26 [4]	0:52.83 [4]	0:40.28 [3]	0:27.54 [5]
	(2)	Karl Zechner	14.8L (+14)	0:40.29	1600-1400 (0:11.46)	(0:22.61)	(0:11.46)	(0:12.26)	(0:13.35)	(0:13.43)	(0:12.55)	(0:12.75)	(0:13.38)

Scratched: Preachabull (#6)

Report Created: Sat 02 May 2026

(Note: Races are conducted over an approximate distance as close as possible to the advertised distance, and recorded data may vary accordingly. Official times refer to race times only and do not include handicap times.)

[] Position in running at each section and finish TAB# Saddle cloth number
 -:-:- No data available at this section BAR# Barrier/Gate Position
 NA No data available DNF Did not finish
 DNT Did not track DT-W Distance travelled compared to winner in metres

Fastest split
 Fastest section



Toowoomba QLD
 Race 7: COOPER COMMERCIAL Maiden Plate - 1890m
 02 May 2026 - 8:52PM



Track Rating: Good 4, Weather: Showers, Rail Position: +1.5m Entire Circuit

Field Times 0:13.14
 (Race Tempo) (0:13.14)

Rank	TAB#	Horse	Overall Time	First 400m	Top Speed km/h (Section)	L200								
	(BAR#)	Jockey	Margin (DT-W)	Last 600m	Fastest Section (Time)	200 - Finish								
1	3	Hell To The Line	2:03.42	0:29.20	66.0 (1890 - 1600)	0:12.48 [3]								
	(4)	Corey Sutherland		0:37.43	1600-1400 (0:11.34)	(0:12.48)								
2	4	Onlyyoucanread	2:03.46	0:28.78	63.5 (1890 - 1600)	0:13.16 [2]								
	(1)	Kenji Yoshida	0.2L (+4)	0:37.78	1600-1400 (0:11.51)	(0:13.16)								
3	8	Strike Me Pink	2:03.51	0:28.46	65.4 (1890 - 1600)	0:13.23 [1]								
	(7)	Kelsey Lenton	0.5L (-1)	0:38.12	1600-1400 (0:11.42)	(0:13.23)								
4	1	Four Dozen Oysters	2:03.77	0:29.47	65.5 (1600-1400)	0:12.50 [5]								
	(6)	Brandon Lerena	2.1L (-1)	0:37.78	1600-1400 (0:11.30)	(0:12.50)								
5	2	Royston	2:04.58	0:28.42	65.2 (1890 - 1600)	0:13.55 [4]								
	(5)	Rob Thorburn	6.8L (+4)	0:39.25	1600-1400 (0:11.76)	(0:13.55)								
6	5	Bold Beauty	2:04.97	0:29.45	64.0 (1600-1400)	0:13.19 [6]								
	(3)	Stacey Callow	9.1L (+0)	0:38.71	1600-1400 (0:11.66)	(0:13.19)								
7	7	Proud Miss	2:05.95	0:28.87	63.6 (1890 - 1600)	0:14.16 [7]								
	(2)	Karl Zechner	14.8L (+14)	0:40.29	1600-1400 (0:11.46)	(0:14.16)								

Scratched: Preachabull (#6)

Report Created: Sat 02 May 2026

(Note: Races are conducted over an approximate distance as close as possible to the advertised distance, and recorded data may vary accordingly. Official times refer to race times only and do not include handicap times.)

[] Position in running at each section and finish TAB# Saddle cloth number
 -:-:- No data available at this section BAR# Barrier/Gate Position
 NA No data available DNF Did not finish
 DNT Did not track DT-W Distance travelled compared to winner in metres

Fastest split
 Fastest section

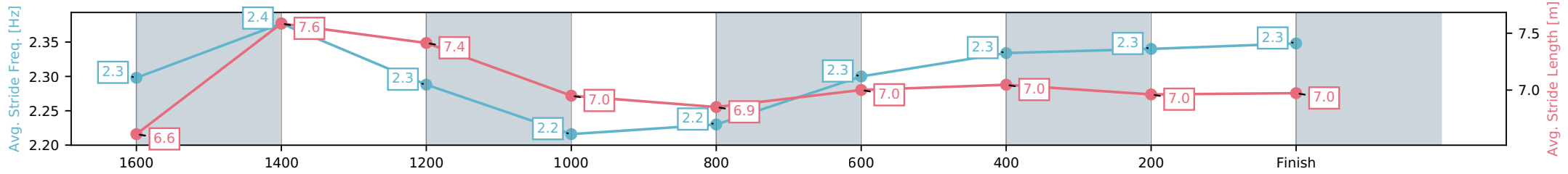
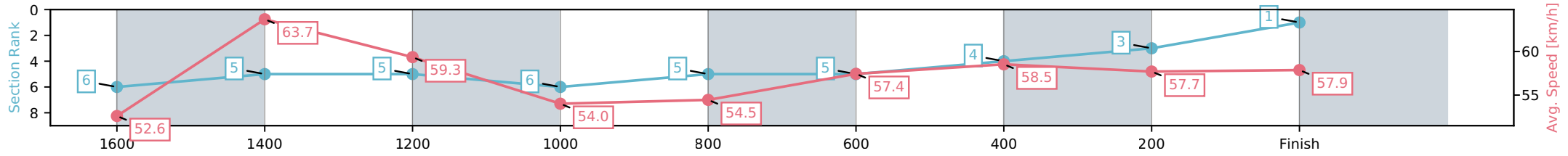
Horse/Jockey Name	Hell To The Line/Corey Sutherland
Finish Rank	1
Fastest Section Time (Section)	0:11.34 (1600-1400)
Top Speed [km/h] (Section)	66.0 (1890 - 1600)
Race State	Finished



Toowoomba QLD --Professional-2026-05-02
 Race 7: COOPER COMMERCIAL Maiden Plate - 1890m
 02 May 2026 - 8:52PM
 Track Rating: Good 4, Weather: Showers, Rail Position: +1.5m Entire Circuit



Section	L1890	L1600	L1400	L1200	L1000	L800	L600	L400	L200
Section Times	2:03.42 (0:23.06)	1:40.36 [5] (0:11.34)	1:29.03 [5] (0:12.22)	1:16.81 [6] (0:13.37)	1:03.44 [5] (0:13.34)	0:50.09 [5] (0:12.65)	0:37.44 [4] (0:12.39)	0:25.05 [3] (0:12.56)	0:12.48 [1] (0:12.48)
Average Speed [km/h]	52.6	63.7	59.3	54.0	54.5	57.4	58.5	57.7	57.9
Top Speed [km/h]	66.0	65.8	62.3	55.5	56.9	58.7	59.2	58.7	58.5
Avg. Dist. to Rail [m]	5.3	1.0	1.4	2.4	2.6	2.7	1.9	1.8	4.0
Avg. Stride Freq. [Hz]	2.3	2.4	2.3	2.2	2.2	2.3	2.3	2.3	2.3
Avg. Stride Length [m]	6.6	7.6	7.4	7.0	6.9	7.0	7.0	7.0	7.0



[] Ranking at each section and finish
 -:-:- No data available at this section
 NA No data available

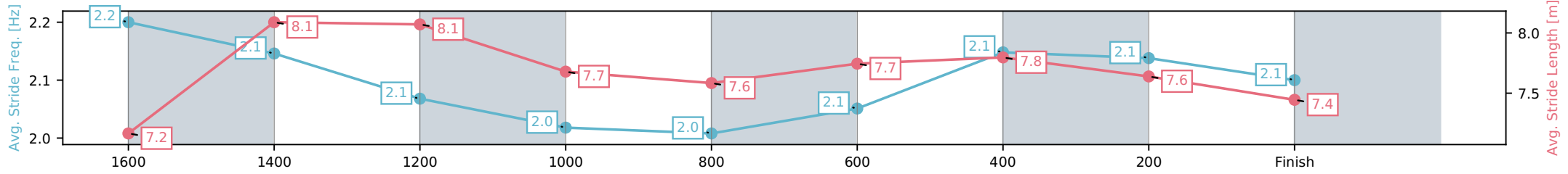
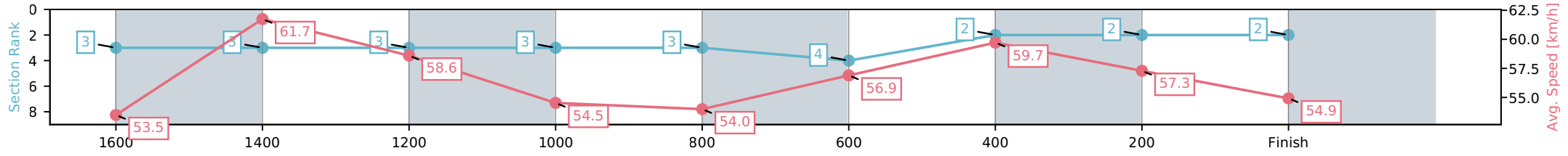
Horse/Jockey Name	Onlyyoucanread/Kenji Yoshida
Finish Rank	2
Fastest Section Time (Section)	0:11.51 (1600-1400)
Top Speed [km/h] (Section)	63.5 (1890 - 1600)
Race State	Finished



Toowoomba QLD --Professional-2026-05-02
 Race 7: COOPER COMMERCIAL Maiden Plate - 1890m
 02 May 2026 - 8:52PM
 Track Rating: Good 4, Weather: Showers, Rail Position: +1.5m Entire Circuit



Section	L1890	L1600	L1400	L1200	L1000	L800	L600	L400	L200
Section Times	2:03.46 (0:22.47)	1:40.99 [3] (0:11.51)	1:29.48 [3] (0:12.26)	1:17.22 [3] (0:13.19)	1:04.03 [3] (0:13.51)	0:50.52 [4] (0:12.74)	0:37.78 [2] (0:12.07)	0:25.71 [2] (0:12.55)	0:13.16 [2] (0:13.16)
Average Speed [km/h]	53.5	61.7	58.6	54.5	54.0	56.9	59.7	57.3	54.9
Top Speed [km/h]	63.5	62.7	62.4	55.6	55.5	58.1	60.8	58.8	56.3
Avg. Dist. to Rail [m]	5.0	3.3	1.2	2.1	2.9	2.2	0.9	0.7	0.6
Avg. Stride Freq. [Hz]	2.2	2.1	2.1	2.0	2.0	2.1	2.1	2.1	2.1
Avg. Stride Length [m]	7.2	8.1	8.1	7.7	7.6	7.6	7.8	7.6	7.4



[] Ranking at each section and finish
 -:-:- No data available at this section
 NA No data available

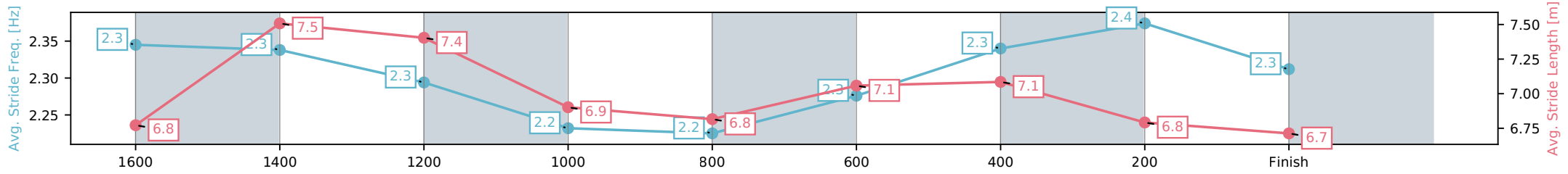
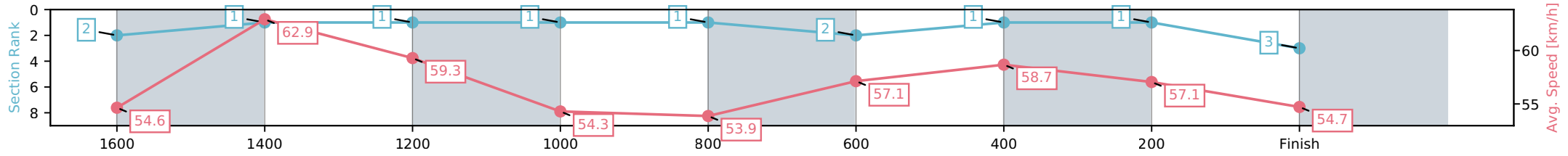
Horse/Jockey Name	Strike Me Pink/Kelsey Lenton
Finish Rank	3
Fastest Section Time (Section)	0:11.42 (1600-1400)
Top Speed [km/h] (Section)	65.4 (1890 - 1600)
Race State	Finished



Toowoomba QLD --Professional-2026-05-02
 Race 7: COOPER COMMERCIAL Maiden Plate - 1890m
 02 May 2026 - 8:52PM
 Track Rating: Good 4, Weather: Showers, Rail Position: +1.5m Entire Circuit



Section	L1890	L1600	L1400	L1200	L1000	L800	L600	L400	L200
Section Times	2:03.51 (0:22.14)	1:41.37 [1] (0:11.42)	1:29.95 [1] (0:12.31)	1:17.64 [1] (0:13.29)	1:04.35 [1] (0:13.50)	0:50.85 [2] (0:12.74)	0:38.11 [1] (0:12.29)	0:25.83 [1] (0:12.60)	0:13.23 [3] (0:13.23)
Average Speed [km/h]	54.6	62.9	59.3	54.3	53.9	57.1	58.7	57.1	54.7
Top Speed [km/h]	65.4	64.1	63.2	55.7	54.8	58.7	59.1	57.8	55.6
Avg. Dist. to Rail [m]	5.0	1.1	2.4	2.9	2.6	2.1	0.5	0.6	1.8
Avg. Stride Freq. [Hz]	2.3	2.3	2.3	2.2	2.2	2.3	2.3	2.4	2.3
Avg. Stride Length [m]	6.8	7.5	7.4	6.9	6.8	7.1	7.1	6.8	6.7



Report Created: Sat 02 May 2026 (Note: Timing is based on positional data)

[] Ranking at each section and finish
 -.-.- No data available at this section
 NA No data available

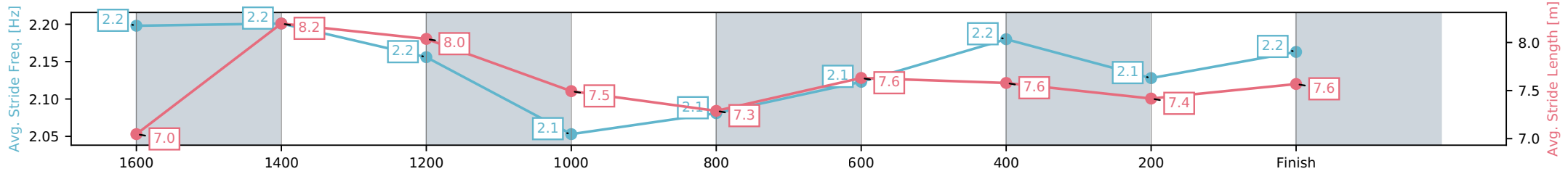
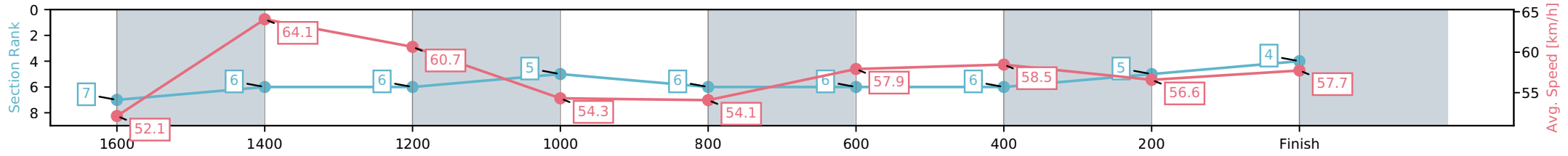
Horse/Jockey Name	Four Dozen Oysters/Brandon Lerena
Finish Rank	4
Fastest Section Time (Section)	0:11.30 (1600-1400)
Top Speed [km/h] (Section)	65.5 (1600-1400)
Race State	Finished



Toowoomba QLD --Professional-2026-05-02
 Race 7: COOPER COMMERCIAL Maiden Plate - 1890m
 02 May 2026 - 8:52PM
 Track Rating: Good 4, Weather: Showers, Rail Position: +1.5m Entire Circuit



Section	L1890	L1600	L1400	L1200	L1000	L800	L600	L400	L200
Section Times	2:03.77 (0:23.26)	1:40.51 [6] (0:11.30)	1:29.21 [6] (0:12.07)	1:17.14 [5] (0:13.31)	1:03.83 [6] (0:13.48)	0:50.35 [6] (0:12.58)	0:37.77 [6] (0:12.53)	0:25.24 [5] (0:12.75)	0:12.50 [4] (0:12.50)
Average Speed [km/h]	52.1	64.1	60.7	54.3	54.1	57.9	58.5	56.6	57.7
Top Speed [km/h]	65.1	65.5	64.7	55.7	56.7	59.7	59.7	58.8	59.2
Avg. Dist. to Rail [m]	5.5	2.2	2.9	4.0	3.1	3.6	3.3	1.1	2.1
Avg. Stride Freq. [Hz]	2.2	2.2	2.2	2.1	2.1	2.1	2.2	2.1	2.2
Avg. Stride Length [m]	7.0	8.2	8.0	7.5	7.3	7.6	7.6	7.4	7.6



[] Ranking at each section and finish
 -.-.- No data available at this section
 NA No data available

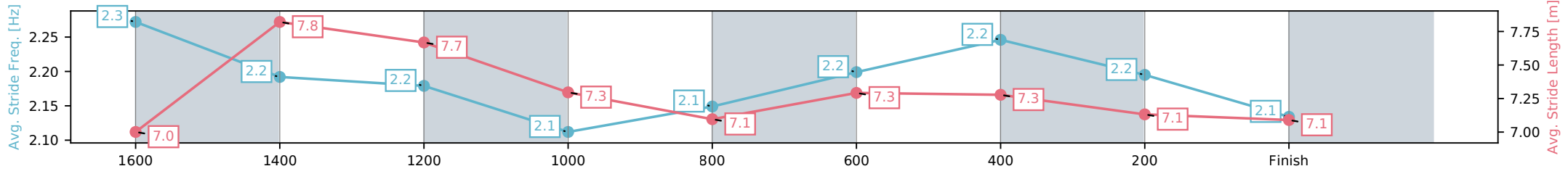
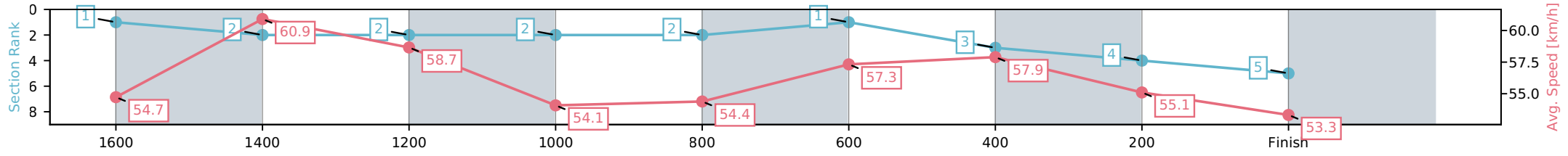
Horse/Jockey Name	Royston/Rob Thorburn
Finish Rank	5
Fastest Section Time (Section)	0:11.76 (1600-1400)
Top Speed [km/h] (Section)	65.2 (1890 - 1600)
Race State	Finished



Toowoomba QLD --Professional-2026-05-02
 Race 7: COOPER COMMERCIAL Maiden Plate - 1890m
 02 May 2026 - 8:52PM
 Track Rating: Good 4, Weather: Showers, Rail Position: +1.5m Entire Circuit



Section	L1890	L1600	L1400	L1200	L1000	L800	L600	L400	L200
Section Times	2:04.58 (0:21.91)	1:42.67 [2] (0:11.76)	1:30.92 [2] (0:12.31)	1:18.61 [2] (0:13.33)	1:05.27 [2] (0:13.37)	0:51.91 [1] (0:12.66)	0:39.25 [3] (0:12.53)	0:26.72 [4] (0:13.17)	0:13.55 [5] (0:13.55)
Average Speed [km/h]	54.7	60.9	58.7	54.1	54.4	57.3	57.9	55.1	53.3
Top Speed [km/h]	65.2	62.4	62.7	55.7	56.4	58.6	58.8	56.4	54.6
Avg. Dist. to Rail [m]	5.2	0.7	1.0	2.9	3.2	2.5	2.0	1.8	2.8
Avg. Stride Freq. [Hz]	2.3	2.2	2.2	2.1	2.1	2.2	2.2	2.2	2.1
Avg. Stride Length [m]	7.0	7.8	7.7	7.3	7.1	7.3	7.3	7.1	7.1



Report Created: Sat 02 May 2026 (Note: Timing is based on positional data)

- [] Ranking at each section and finish
- :-:- No data available at this section
- NA No data available

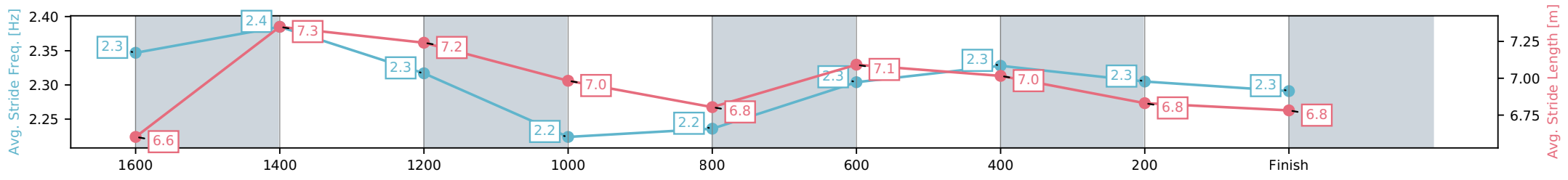
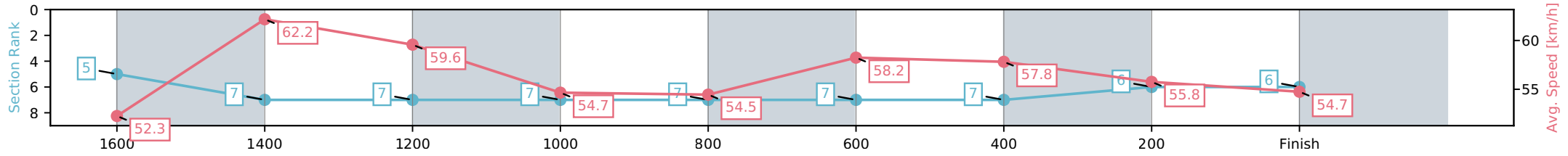
Horse/Jockey Name	Bold Beauty/Stacey Callow
Finish Rank	6
Fastest Section Time (Section)	0:11.66 (1600-1400)
Top Speed [km/h] (Section)	64.0 (1600-1400)
Race State	Finished



Toowoomba QLD --Professional-2026-05-02
 Race 7: COOPER COMMERCIAL Maiden Plate - 1890m
 02 May 2026 - 8:52PM
 Track Rating: Good 4, Weather: Showers, Rail Position: +1.5m Entire Circuit



Section	L1890	L1600	L1400	L1200	L1000	L800	L600	L400	L200
Section Times	2:04.97 (0:22.97)	1:42.00 [7] (0:11.66)	1:30.34 [7] (0:12.41)	1:17.93 [7] (0:13.25)	1:04.68 [7] (0:13.40)	0:51.27 [7] (0:12.57)	0:38.70 [7] (0:12.63)	0:26.07 [6] (0:12.89)	0:13.19 [6] (0:13.19)
Average Speed [km/h]	52.3	62.2	59.6	54.7	54.5	58.2	57.8	55.8	54.7
Top Speed [km/h]	62.9	64.0	61.1	58.2	57.1	59.3	58.7	57.0	55.6
Avg. Dist. to Rail [m]	4.8	2.0	4.6	3.9	3.4	4.7	2.7	0.6	0.9
Avg. Stride Freq. [Hz]	2.3	2.4	2.3	2.2	2.2	2.3	2.3	2.3	2.3
Avg. Stride Length [m]	6.6	7.3	7.2	7.0	6.8	7.1	7.0	6.8	6.8



Report Created: Sat 02 May 2026 (Note: Timing is based on positional data)

[] Ranking at each section and finish
 -:-:- No data available at this section
 NA No data available

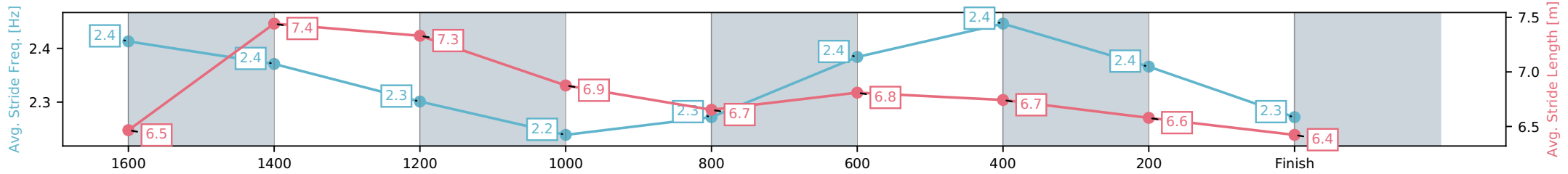
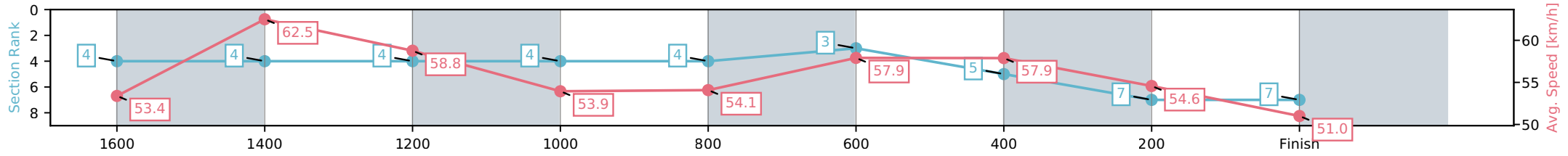
Horse/Jockey Name	Proud Miss/Karl Zechner
Finish Rank	7
Fastest Section Time (Section)	0:11.46 (1600-1400)
Top Speed [km/h] (Section)	63.6 (1890 - 1600)
Race State	Finished



Toowoomba QLD --Professional-2026-05-02
 Race 7: COOPER COMMERCIAL Maiden Plate - 1890m
 02 May 2026 - 8:52PM
 Track Rating: Good 4, Weather: Showers, Rail Position: +1.5m Entire Circuit



Section	L1890	L1600	L1400	L1200	L1000	L800	L600	L400	L200
Section Times	2:05.95 (0:22.61)	1:43.34 [4] (0:11.46)	1:31.88 [4] (0:12.26)	1:19.62 [4] (0:13.35)	1:06.26 [4] (0:13.43)	0:52.83 [3] (0:12.55)	0:40.28 [5] (0:12.75)	0:27.54 [7] (0:13.38)	0:14.16 [7] (0:14.16)
Average Speed [km/h]	53.4	62.5	58.8	53.9	54.1	57.9	57.9	54.6	51.0
Top Speed [km/h]	63.6	63.3	61.6	55.2	56.1	60.0	60.7	56.4	53.4
Avg. Dist. to Rail [m]	4.7	1.9	0.8	1.7	2.0	2.8	4.5	4.4	3.8
Avg. Stride Freq. [Hz]	2.4	2.4	2.3	2.2	2.3	2.4	2.4	2.4	2.3
Avg. Stride Length [m]	6.5	7.4	7.3	6.9	6.7	6.8	6.7	6.6	6.4



Report Created: Sat 02 May 2026 (Note: Timing is based on positional data)

- [] Ranking at each section and finish
- :-:- No data available at this section
- NA No data available