



# Ipswich QLD

## Race 1: TAB QTIS Two-Year-Old Maiden Plate - 800m

04 May 2026 - 12:16PM

Track Rating: Soft 5, Weather: Cloudy, Rail Position: True Entire Circuit



Field Times (Race Tempo)      0:45.53 (0:13.30)    0:32.23 (0:10.38)    0:21.86 (0:10.74)    0:11.12 (0:11.12)

Rank	TAB#	Horse	Overall Time	First 400m	Top Speed km/h (Section)	L800	L600	L400	L200				
	(BAR#)	Jockey	Margin (DT-W)	Last 600m	Fastest Section (Time)	Start - 600	600 - 400	400 - 200	200 - Finish				
1	9	I'lltellyouanytime	0:45.53	0:23.67	70.4 (600-400)	0:45.53	0:32.23 [2]	0:21.86 [1]	0:11.06 [2]				
	(3)	Brandon Lerena		0:32.23	600-400 (0:10.37)	(0:13.30)	(0:10.37)	(0:10.80)	(0:11.06)				
2	7	Shotpoint	0:45.58	0:23.72	70.3 (600-400)	0:45.58	0:32.28 [1]	0:21.86 [2]	0:11.16 [1]				
	(7)	Chelsea Baker	0.3L (+0)	0:32.28	600-400 (0:10.42)	(0:13.30)	(0:10.42)	(0:10.70)	(0:11.16)				
3	5	Profiteur's Fil	0:45.60	0:24.16	70.6 (600-400)	0:45.60	0:31.92 [7]	0:21.44 [5]	0:10.74 [5]				
	(4)	Jag Guthmann-Chester	0.4L (+2)	0:31.92	600-400 (0:10.48)	(0:13.68)	(0:10.48)	(0:10.70)	(0:10.74)				
4	1	Catfish	0:46.06	0:23.91	70.8 (600-400)	0:46.06	0:32.50 [4]	0:22.16 [4]	0:11.27 [3]				
	(5)	Fred Larson	3.1L (-1)	0:32.51	600-400 (0:10.35)	(0:13.56)	(0:10.35)	(0:10.89)	(0:11.27)				
5	3	Fair Shake	0:46.17	0:23.84	69.7 (600-400)	0:46.17	0:32.87 [2]	0:22.33 [3]	0:11.34 [4]				
	(6)	Ben Thompson	3.8L (-1)	0:32.87	600-400 (0:10.54)	(0:13.30)	(0:10.54)	(0:10.99)	(0:11.34)				
6	4	Mishani Oscar	0:46.61	0:24.50	70.7 (600-400)	0:46.61	0:32.53 [9]	0:22.11 [9]	0:11.32 [7]				
	(1)	Georgina Cartwright	6.4L (-1)	0:32.53	600-400 (0:10.42)	(0:14.08)	(0:10.42)	(0:10.79)	(0:11.32)				
7	6	Rum And Beer	0:46.88	0:24.20	68.7 (600-400)	0:46.88	0:33.26 [6]	0:22.68 [7]	0:11.69 [6]				
	(2)	Chloe Lowe	8.0L (-2)	0:33.26	600-400 (0:10.58)	(0:13.62)	(0:10.58)	(0:10.99)	(0:11.69)				
8	10	Mishani Inferno	0:46.89	0:24.20	70.6 (600-400)	0:46.89	0:33.30 [5]	0:22.69 [6]	0:11.53 [8]				
	(9)	Olivia Kendal	8.0L (+3)	0:33.30	600-400 (0:10.61)	(0:13.59)	(0:10.61)	(0:11.16)	(0:11.53)				
9	11	Paula	0:47.21	0:24.40	70.1 (600-400)	0:47.21	0:33.49 [8]	0:22.80 [8]	0:11.67 [9]				
	(8)	Michael Murphy	9.9L (+0)	0:33.48	600-400 (0:10.68)	(0:13.72)	(0:10.68)	(0:11.13)	(0:11.67)				

Scratched: Concerned (#2), I Write The Rules (#8), Prestige Austria (#12), Princess Nellie (#13), Warrego River (#14)

Report Created: Mon 04 May 2026

(Note: Races are conducted over an approximate distance as close as possible to the advertised distance, and recorded data may vary accordingly. Official times refer to race times only and do not include handicap times.)

[ ] Position in running at each section and finish    TAB#    Saddle cloth number

Fastest split

-:--:-- No data available at this section

BAR#    Barrier/Gate Position

Fastest section

NA    No data available

DNF    Did not finish

DNT    Did not track

DT-W    Distance travelled compared to winner in metres

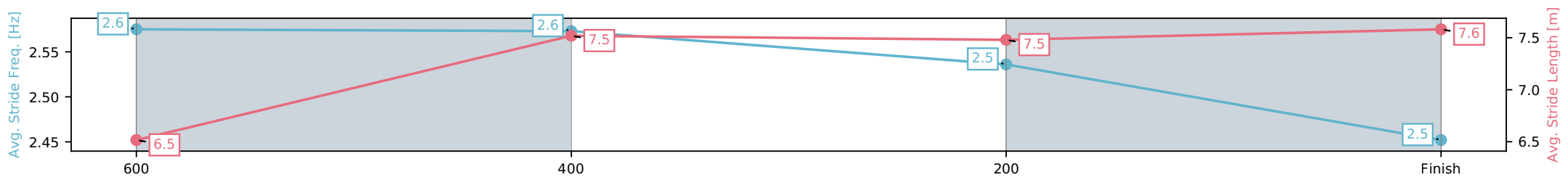
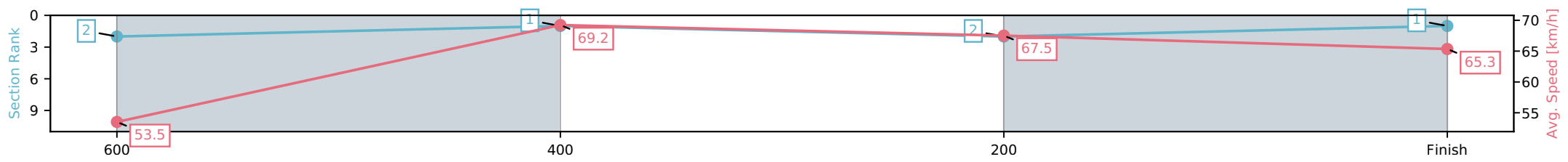
Horse/Jockey Name	I'lltellyouanytime/Brandon Lerena
Finish Rank	1
Fastest Section Time (Section)	0:10.37 (600-400)
Top Speed [km/h] (Section)	70.4 (600-400)
Race State	Finished



Ipswich QLD --Professional-2026-05-04  
 Race 1: TAB QTIS Two-Year-Old Maiden Plate - 800m  
 04 May 2026 - 12:16PM  
 Track Rating: Soft 5, Weather: Cloudy, Rail Position: True Entire Circuit



Section	L800	L600	L400	L200
Section Times	0:45.53 (0:13.30)	0:32.23 [1] (0:10.37)	0:21.86 [2] (0:10.80)	0:11.06 [1] (0:11.06)
Average Speed [km/h]	53.5	69.2	67.5	65.3
Top Speed [km/h]	68.4	70.4	69.0	67.7
Avg. Dist. to Rail [m]	5.0	1.0	4.2	7.2
Avg. Stride Freq. [Hz]	2.6	2.6	2.5	2.5
Avg. Stride Length [m]	6.5	7.5	7.5	7.6



[ ] Ranking at each section and finish  
 -:-:- No data available at this section  
 NA No data available

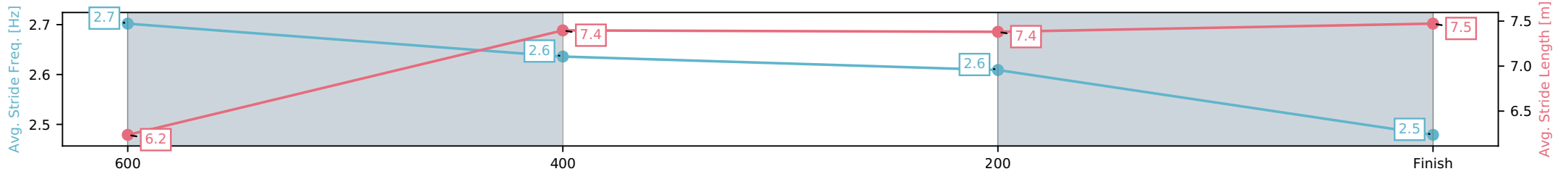
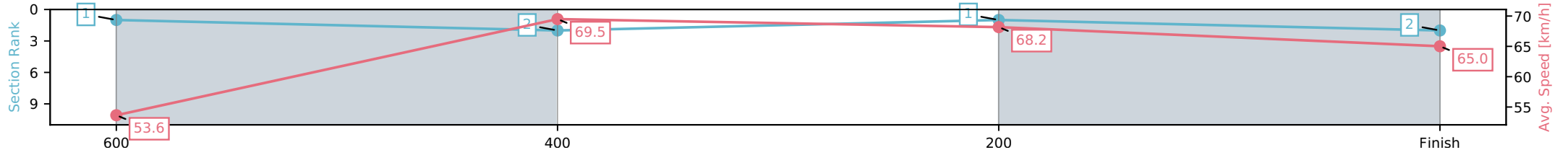
Horse/Jockey Name	Shotpoint/Chelsea Baker
Finish Rank	2
Fastest Section Time (Section)	0:10.42 (600-400)
Top Speed [km/h] (Section)	70.3 (600-400)
Race State	Finished



Ipswich QLD --Professional-2026-05-04  
 Race 1: TAB QTIS Two-Year-Old Maiden Plate - 800m  
 04 May 2026 - 12:16PM  
 Track Rating: Soft 5, Weather: Cloudy, Rail Position: True Entire Circuit



Section	L800	L600	L400	L200
Section Times	0:45.58 (0:13.30)	0:32.28 [2] (0:10.42)	0:21.86 [1] (0:10.70)	0:11.16 [2] (0:11.16)
Average Speed [km/h]	53.6	69.5	68.2	65.0
Top Speed [km/h]	68.5	70.3	69.5	67.4
Avg. Dist. to Rail [m]	9.5	2.8	3.8	5.2
Avg. Stride Freq. [Hz]	2.7	2.6	2.6	2.5
Avg. Stride Length [m]	6.2	7.4	7.4	7.5



[ ] Ranking at each section and finish  
 -:-:- No data available at this section  
 NA No data available

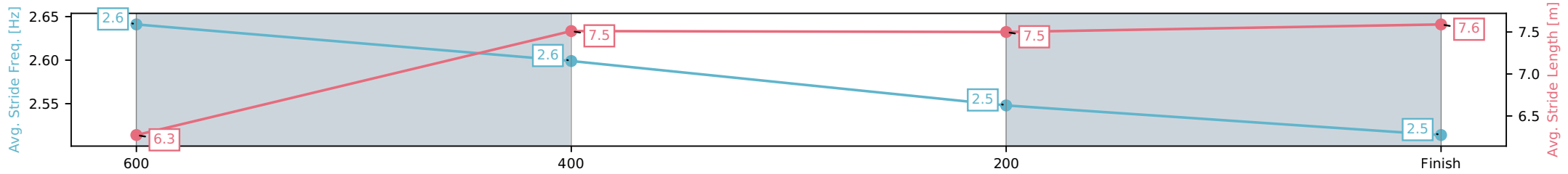
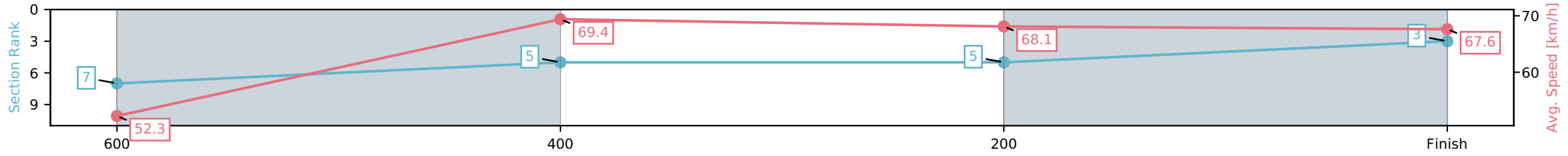
Horse/Jockey Name	Profiteur's Fil/Jag Guthmann-Chester
Finish Rank	3
Fastest Section Time (Section)	0:10.48 (600-400)
Top Speed [km/h] (Section)	70.6 (600-400)
Race State	Finished



Ipswich QLD --Professional-2026-05-04  
 Race 1: TAB QTIS Two-Year-Old Maiden Plate - 800m  
 04 May 2026 - 12:16PM  
 Track Rating: Soft 5, Weather: Cloudy, Rail Position: True Entire Circuit



Section	L800	L600	L400	L200
Section Times	0:45.60 (0:13.68)	0:31.92 [5] (0:10.48)	0:21.44 [5] (0:10.70)	0:10.74 [3] (0:10.74)
Average Speed [km/h]	52.3	69.4	68.1	67.6
Top Speed [km/h]	68.2	70.6	68.8	68.7
Avg. Dist. to Rail [m]	8.6	3.9	3.9	7.0
Avg. Stride Freq. [Hz]	2.6	2.6	2.5	2.5
Avg. Stride Length [m]	6.3	7.5	7.5	7.6



[ ] Ranking at each section and finish  
 -:-:- No data available at this section  
 NA No data available

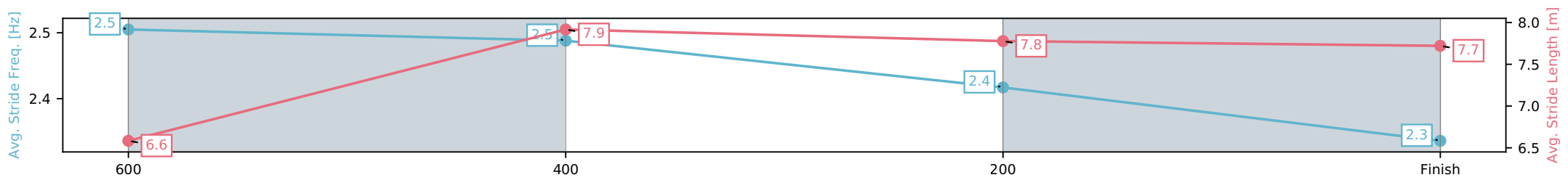
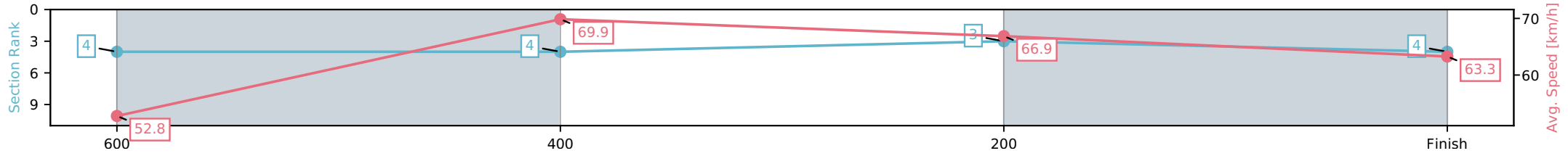
Horse/Jockey Name	Catfish/Fred Larson
Finish Rank	4
Fastest Section Time (Section)	0:10.35 (600-400)
Top Speed [km/h] (Section)	70.8 (600-400)
Race State	Finished



Ipswich QLD --Professional-2026-05-04  
 Race 1: TAB QTIS Two-Year-Old Maiden Plate - 800m  
 04 May 2026 - 12:16PM  
 Track Rating: Soft 5, Weather: Cloudy, Rail Position: True Entire Circuit



Section	L800	L600	L400	L200
Section Times	0:46.06 (0:13.56)	0:32.50 [4] (0:10.35)	0:22.16 [3] (0:10.89)	0:11.27 [4] (0:11.27)
Average Speed [km/h]	52.8	69.9	66.9	63.3
Top Speed [km/h]	70.1	70.8	68.3	66.0
Avg. Dist. to Rail [m]	7.4	2.2	3.0	4.8
Avg. Stride Freq. [Hz]	2.5	2.5	2.4	2.3
Avg. Stride Length [m]	6.6	7.9	7.8	7.7



[ ] Ranking at each section and finish  
 -:-:- No data available at this section  
 NA No data available

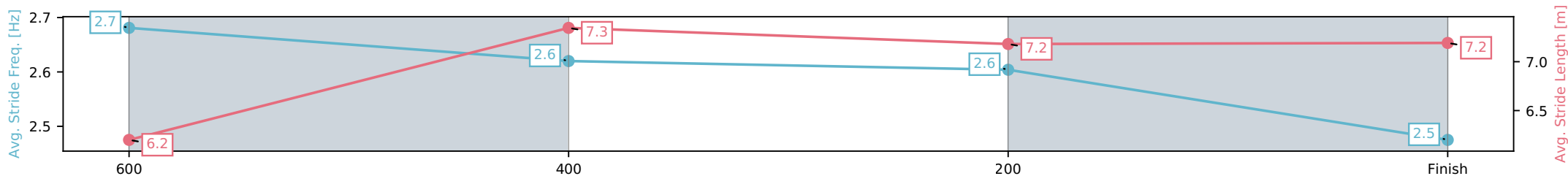

Horse/Jockey Name	Fair Shake/Ben Thompson
Finish Rank	5
Fastest Section Time (Section)	0:10.54 (600-400)
Top Speed [km/h] (Section)	69.7 (600-400)
Race State	Finished



Ipswich QLD --Professional-2026-05-04  
 Race 1: TAB QTIS Two-Year-Old Maiden Plate - 800m  
 04 May 2026 - 12:16PM  
 Track Rating: Soft 5, Weather: Cloudy, Rail Position: True Entire Circuit



Section	L800	L600	L400	L200
Section Times	0:46.17 (0:13.30)	0:32.87 [3] (0:10.54)	0:22.33 [4] (0:10.99)	0:11.34 [5] (0:11.34)
Average Speed [km/h]	53.7	68.3	66.3	62.3
Top Speed [km/h]	68.9	69.7	67.6	65.1
Avg. Dist. to Rail [m]	8.3	1.5	3.8	5.7
Avg. Stride Freq. [Hz]	2.7	2.6	2.6	2.5
Avg. Stride Length [m]	6.2	7.3	7.2	7.2



[ ] Ranking at each section and finish  
 -:-:- No data available at this section  
 NA No data available

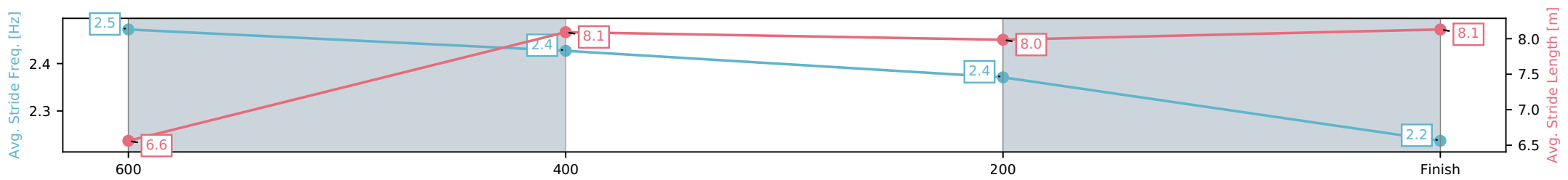
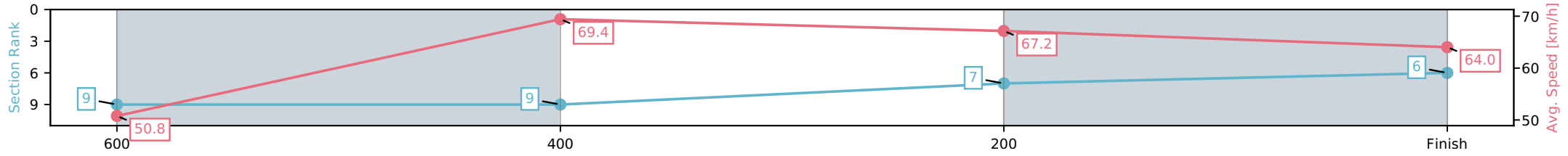
Horse/Jockey Name	Mishani Oscar/Georgina Cartwright
Finish Rank	6
Fastest Section Time (Section)	0:10.42 (600-400)
Top Speed [km/h] (Section)	70.7 (600-400)
Race State	Finished



Ipswich QLD --Professional-2026-05-04  
 Race 1: TAB QTIS Two-Year-Old Maiden Plate - 800m  
 04 May 2026 - 12:16PM  
 Track Rating: Soft 5, Weather: Cloudy, Rail Position: True Entire Circuit



Section	L800	L600	L400	L200
Section Times	0:46.61 (0:14.08)	0:32.53 [9] (0:10.42)	0:22.11 [7] (0:10.79)	0:11.32 [6] (0:11.32)
Average Speed [km/h]	50.8	69.4	67.2	64.0
Top Speed [km/h]	68.9	70.7	69.2	67.0
Avg. Dist. to Rail [m]	6.9	2.1	2.4	3.8
Avg. Stride Freq. [Hz]	2.5	2.4	2.4	2.2
Avg. Stride Length [m]	6.6	8.1	8.0	8.1



[ ] Ranking at each section and finish  
 -:-:- No data available at this section  
 NA No data available

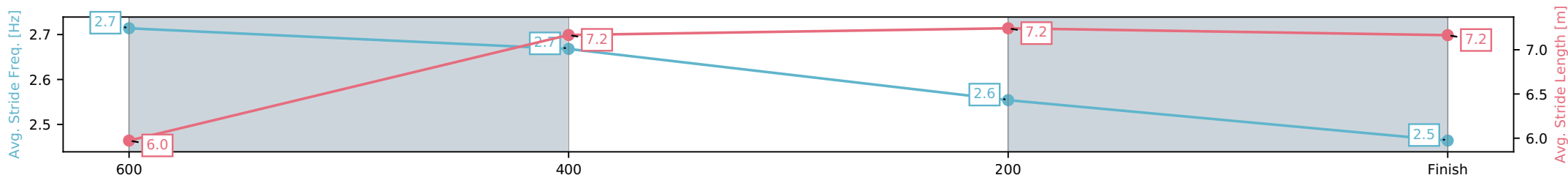

Horse/Jockey Name	Rum And Beer/Chloe Lowe
Finish Rank	7
Fastest Section Time (Section)	0:10.58 (600-400)
Top Speed [km/h] (Section)	68.7 (600-400)
Race State	Finished



Ipswich QLD --Professional-2026-05-04  
 Race 1: TAB QTIS Two-Year-Old Maiden Plate - 800m  
 04 May 2026 - 12:16PM  
 Track Rating: Soft 5, Weather: Cloudy, Rail Position: True Entire Circuit



Section	L800	L600	L400	L200
Section Times	0:46.88 (0:13.62)	0:33.26 [7] (0:10.58)	0:22.68 [6] (0:10.99)	0:11.69 [7] (0:11.69)
Average Speed [km/h]	52.5	67.8	65.4	62.0
Top Speed [km/h]	68.5	68.7	66.9	64.5
Avg. Dist. to Rail [m]	5.0	1.2	0.3	0.3
Avg. Stride Freq. [Hz]	2.7	2.7	2.6	2.5
Avg. Stride Length [m]	6.0	7.2	7.2	7.2



- [ ] Ranking at each section and finish
- :-:- No data available at this section
- NA No data available

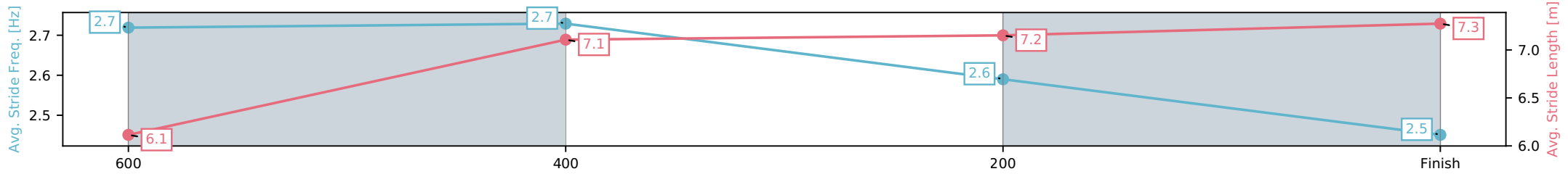

Horse/Jockey Name	Mishani Inferno/Olivia Kendal
Finish Rank	8
Fastest Section Time (Section)	0:10.61 (600-400)
Top Speed [km/h] (Section)	70.6 (600-400)
Race State	Finished



Ipswich QLD --Professional-2026-05-04  
 Race 1: TAB QTIS Two-Year-Old Maiden Plate - 800m  
 04 May 2026 - 12:16PM  
 Track Rating: Soft 5, Weather: Cloudy, Rail Position: True Entire Circuit



Section	L800	L600	L400	L200
Section Times	0:46.89 (0:13.59)	0:33.30 [6] (0:10.61)	0:22.69 [8] (0:11.16)	0:11.53 [8] (0:11.53)
Average Speed [km/h]	52.5	68.8	65.6	62.3
Top Speed [km/h]	68.6	70.6	67.3	65.1
Avg. Dist. to Rail [m]	12.4	4.9	5.6	8.4
Avg. Stride Freq. [Hz]	2.7	2.7	2.6	2.5
Avg. Stride Length [m]	6.1	7.1	7.2	7.3



[ ] Ranking at each section and finish  
 -:-:- No data available at this section  
 NA No data available

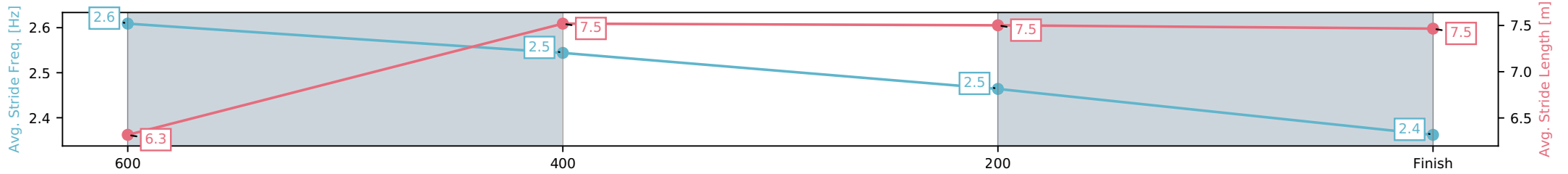
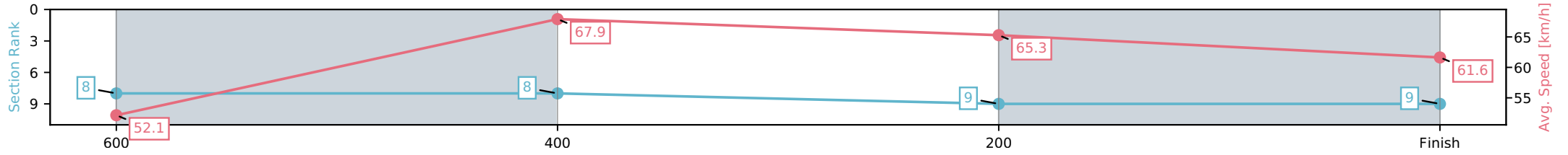
Horse/Jockey Name	Paula/Michael Murphy
Finish Rank	9
Fastest Section Time (Section)	0:10.68 (600-400)
Top Speed [km/h] (Section)	70.1 (600-400)
Race State	Finished



Ipswich QLD --Professional-2026-05-04  
 Race 1: TAB QTIS Two-Year-Old Maiden Plate - 800m  
 04 May 2026 - 12:16PM  
 Track Rating: Soft 5, Weather: Cloudy, Rail Position: True Entire Circuit



Section	L800	L600	L400	L200
Section Times	0:47.21 (0:13.72)	0:33.49 [8] (0:10.68)	0:22.80 [9] (0:11.13)	0:11.67 [9] (0:11.67)
Average Speed [km/h]	52.1	67.9	65.3	61.6
Top Speed [km/h]	68.1	70.1	67.2	64.8
Avg. Dist. to Rail [m]	10.3	3.4	3.2	4.7
Avg. Stride Freq. [Hz]	2.6	2.5	2.5	2.4
Avg. Stride Length [m]	6.3	7.5	7.5	7.5



[ ] Ranking at each section and finish  
 -:-:- No data available at this section  
 NA No data available



# Ipswich QLD

## Race 2: GREAT NORTHERN Maiden Handicap - 1200m

04 May 2026 - 12:52PM

Track Rating: Soft 5, Weather: Cloudy, Rail Position: True Entire Circuit



Field Times (Race Tempo)      1:11.33 (0:13.87)    0:57.46 (0:11.01)    0:46.45 (0:11.40)    0:35.06 (0:11.70)    0:23.36 (0:11.58)    0:11.77 (0:11.77)

Rank	TAB#	Horse	Overall Time	First 400m	Top Speed km/h (Section)	L1200	L1000	L800	L600	L400	L200		
	(BAR#)	Jockey	Margin (DT-W)	Last 600m	Fastest Section (Time)	Start - 1000	1000 - 800	800 - 600	600 - 400	400 - 200	200 - Finish		
1	8	Zouslayer	1:11.33	0:25.65	65.2 (1000-800)	1:11.33	0:56.88 [7]	0:45.68 [5]	0:34.42 [4]	0:23.10 [2]	0:11.54 [2]		
	(1)	Chris Meehan		0:34.43	1000-800 (0:11.20)	(0:14.45)	(0:11.20)	(0:11.26)	(0:11.33)	(0:11.56)	(0:11.54)		
2	3	Listing Capital	1:11.40	0:24.87	66.4 (1000-800)	1:11.40	0:57.53 [1]	0:46.52 [1]	0:35.13 [1]	0:23.43 [1]	0:11.84 [1]		
	(4)	Jag Guthmann-Chester	0.4L (-3)	0:35.12	1000-800 (0:11.00)	(0:13.87)	(0:11.00)	(0:11.40)	(0:11.70)	(0:11.58)	(0:11.84)		
3	1	Iconify	1:11.80	0:25.94	64.8 (1000-800)	1:11.80	0:57.15 [8]	0:45.86 [7]	0:34.60 [6]	0:23.30 [5]	0:11.85 [3]		
	(2)	Ben Thompson	2.7L (-6)	0:34.60	800-600 (0:11.25)	(0:14.65)	(0:11.29)	(0:11.25)	(0:11.30)	(0:11.45)	(0:11.85)		
4	7	Spoilt Rotten	1:12.09	0:25.38	65.2 (1000-800)	1:12.09	0:58.03 [3]	0:46.71 [3]	0:35.31 [3]	0:23.70 [4]	0:11.98 [4]		
	(3)	Taylor Marshall	4.4L (-3)	0:35.31	1000-800 (0:11.32)	(0:14.06)	(0:11.32)	(0:11.40)	(0:11.61)	(0:11.72)	(0:11.98)		
5	5	Arcelia	1:12.45	0:25.94	66.2 (600-400)	1:12.45	0:58.11 [5]	0:46.52 [6]	0:35.11 [7]	0:23.92 [6]	0:12.18 [5]		
	(5)	Corey Sutherland	6.5L (-3)	0:35.11	600-400 (0:11.19)	(0:14.34)	(0:11.60)	(0:11.40)	(0:11.19)	(0:11.74)	(0:12.18)		
6	6	Bombus	1:12.83	0:25.04	66.4 (1000-800)	1:12.83	0:58.86 [2]	0:47.79 [2]	0:36.33 [2]	0:24.54 [3]	0:12.40 [6]		
	(8)	Damien Boche	8.8L (-6)	0:36.34	1000-800 (0:11.08)	(0:13.96)	(0:11.08)	(0:11.45)	(0:11.79)	(0:12.15)	(0:12.40)		
7	11	O'reilly's Shout	1:13.14	0:25.63	64.5 (1000-800)	1:13.14	0:58.97 [4]	0:47.51 [4]	0:36.15 [5]	0:24.46 [7]	0:12.45 [7]		
	(6)	Olivia Kendal	10.6L (-7)	0:36.15	800-600 (0:11.36)	(0:14.17)	(0:11.46)	(0:11.36)	(0:11.69)	(0:12.01)	(0:12.45)		
8	2	Tales Of Fortune	1:13.91	0:26.07	64.2 (1200 - 1000)	1:13.91	0:59.50 [6]	0:47.84 [8]	0:36.35 [8]	0:24.82 [8]	0:12.82 [8]		
	(7)	Brandon Lerena	15.2L (-5)	0:36.35	800-600 (0:11.49)	(0:14.41)	(0:11.66)	(0:11.49)	(0:11.53)	(0:12.00)	(0:12.82)		

Scratched: Problematical (#4), Egyptian Goddess (#9), Elegant Lucy (#10)

Report Created: Mon 04 May 2026

(Note: Races are conducted over an approximate distance as close as possible to the advertised distance, and recorded data may vary accordingly. Official times refer to race times only and do not include handicap times.)

[ ] Position in running at each section and finish    TAB# Saddle cloth number

Fastest split

-:--:-- No data available at this section

BAR# Barrier/Gate Position

Fastest section

NA No data available

DNF Did not finish

DNT Did not track

DT-W Distance travelled compared to winner in metres

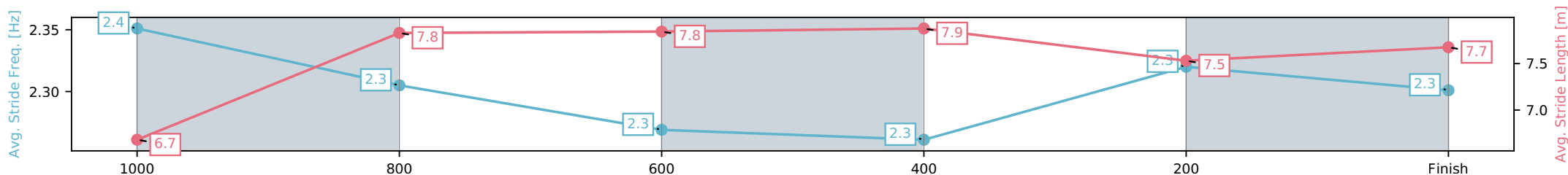
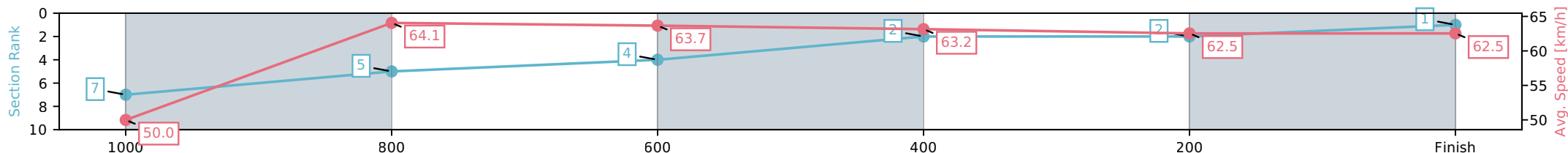
Horse/Jockey Name	Zouslayer/Chris Meehan
Finish Rank	1
Fastest Section Time (Section)	0:11.20 (1000-800)
Top Speed [km/h] (Section)	65.2 (1000-800)
Race State	Finished



Ipswich QLD --Professional-2026-05-04  
 Race 2: GREAT NORTHERN Maiden Handicap - 1200m  
 04 May 2026 - 12:52PM  
 Track Rating: Soft 5, Weather: Cloudy, Rail Position: True Entire Circuit



Section	L1200	L1000	L800	L600	L400	L200
Section Times	1:11.33 (0:14.45)	0:56.88 [5] (0:11.20)	0:45.68 [4] (0:11.26)	0:34.42 [2] (0:11.33)	0:23.10 [2] (0:11.56)	0:11.54 [1] (0:11.54)
Average Speed [km/h]	50.0	64.1	63.7	63.2	62.5	62.5
Top Speed [km/h]	64.8	65.2	64.7	64.4	64.0	65.2
Avg. Dist. to Rail [m]	2.8	1.1	1.0	1.3	1.4	2.6
Avg. Stride Freq. [Hz]	2.4	2.3	2.3	2.3	2.3	2.3
Avg. Stride Length [m]	6.7	7.8	7.8	7.9	7.5	7.7



- [ ] Ranking at each section and finish
- :-:- No data available at this section
- NA No data available

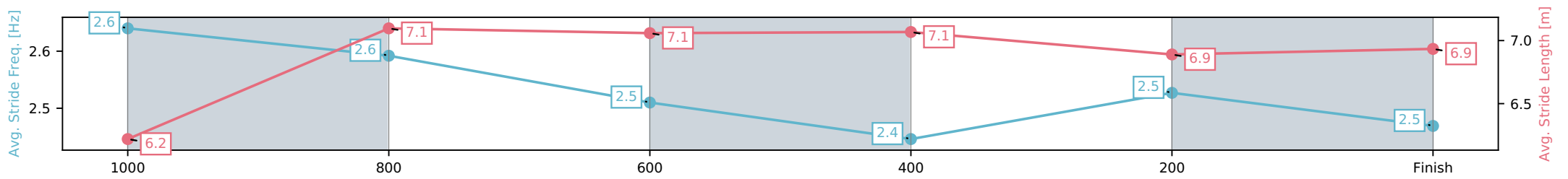
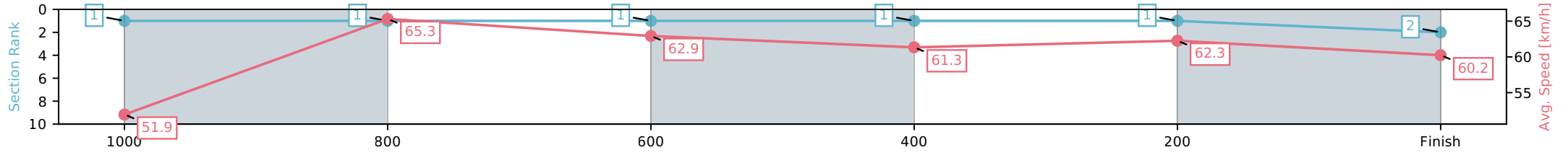
Horse/Jockey Name	Listing Capital/Jag Guthmann-Chester
Finish Rank	2
Fastest Section Time (Section)	0:11.00 (1000-800)
Top Speed [km/h] (Section)	66.4 (1000-800)
Race State	Finished



Ipswich QLD --Professional-2026-05-04  
 Race 2: GREAT NORTHERN Maiden Handicap - 1200m  
 04 May 2026 - 12:52PM  
 Track Rating: Soft 5, Weather: Cloudy, Rail Position: True Entire Circuit



Section	L1200	L1000	L800	L600	L400	L200
Section Times	1:11.40 (0:13.87)	0:57.53 [1] (0:11.00)	0:46.52 [1] (0:11.40)	0:35.13 [1] (0:11.70)	0:23.43 [1] (0:11.58)	0:11.84 [2] (0:11.84)
Average Speed [km/h]	51.9	65.3	62.9	61.3	62.3	60.2
Top Speed [km/h]	65.5	66.4	64.3	62.3	63.2	62.7
Avg. Dist. to Rail [m]	5.7	1.2	0.8	0.7	1.0	2.3
Avg. Stride Freq. [Hz]	2.6	2.6	2.5	2.4	2.5	2.5
Avg. Stride Length [m]	6.2	7.1	7.1	7.1	6.9	6.9



[ ] Ranking at each section and finish  
 -:-:- No data available at this section  
 NA No data available

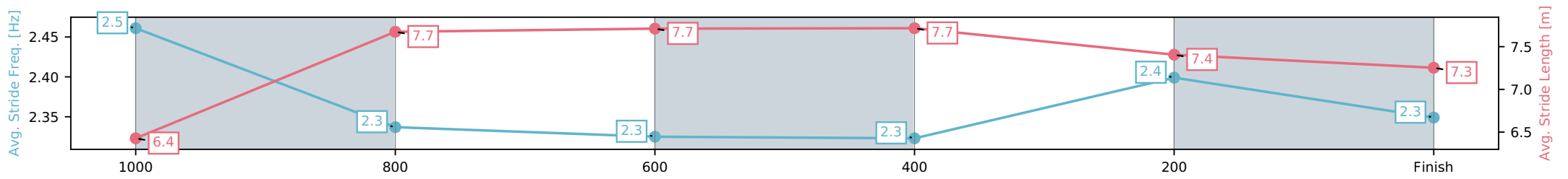
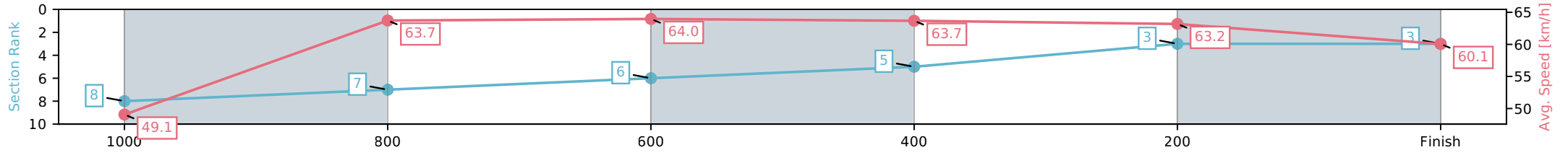
Horse/Jockey Name	Iconify/Ben Thompson
Finish Rank	3
Fastest Section Time (Section)	0:11.25 (800-600)
Top Speed [km/h] (Section)	64.8 (1000-800)
Race State	Finished



Ipswich QLD --Professional-2026-05-04  
 Race 2: GREAT NORTHERN Maiden Handicap - 1200m  
 04 May 2026 - 12:52PM  
 Track Rating: Soft 5, Weather: Cloudy, Rail Position: True Entire Circuit



Section	L1200	L1000	L800	L600	L400	L200
Section Times	1:11.80 (0:14.65)	0:57.15 [7] (0:11.29)	0:45.86 [6] (0:11.25)	0:34.60 [5] (0:11.30)	0:23.30 [3] (0:11.45)	0:11.85 [3] (0:11.85)
Average Speed [km/h]	49.1	63.7	64.0	63.7	63.2	60.1
Top Speed [km/h]	64.7	64.8	64.7	64.6	63.8	62.9
Avg. Dist. to Rail [m]	5.2	1.1	0.2	0.2	2.3	4.9
Avg. Stride Freq. [Hz]	2.5	2.3	2.3	2.3	2.4	2.3
Avg. Stride Length [m]	6.4	7.7	7.7	7.7	7.4	7.3



[ ] Ranking at each section and finish  
 -:-:- No data available at this section  
 NA No data available

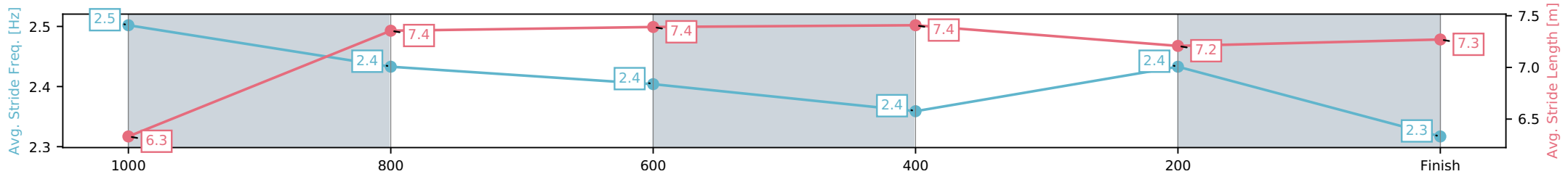
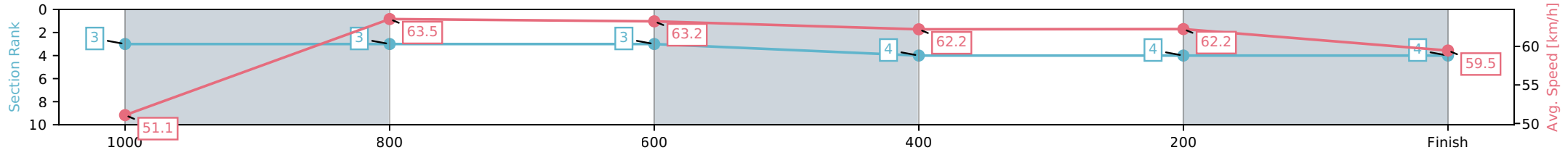
Horse/Jockey Name	Spoilt Rotten/Taylor Marshall
Finish Rank	4
Fastest Section Time (Section)	0:11.32 (1000-800)
Top Speed [km/h] (Section)	65.2 (1000-800)
Race State	Finished



Ipswich QLD --Professional-2026-05-04  
 Race 2: GREAT NORTHERN Maiden Handicap - 1200m  
 04 May 2026 - 12:52PM  
 Track Rating: Soft 5, Weather: Cloudy, Rail Position: True Entire Circuit



Section	L1200	L1000	L800	L600	L400	L200
Section Times	1:12.09 (0:14.06)	0:58.03 [3] (0:11.32)	0:46.71 [3] (0:11.40)	0:35.31 [4] (0:11.61)	0:23.70 [4] (0:11.72)	0:11.98 [4] (0:11.98)
Average Speed [km/h]	51.1	63.5	63.2	62.2	62.2	59.5
Top Speed [km/h]	64.7	65.2	64.0	63.2	63.1	60.9
Avg. Dist. to Rail [m]	4.2	0.9	0.5	0.9	3.9	5.3
Avg. Stride Freq. [Hz]	2.5	2.4	2.4	2.4	2.4	2.3
Avg. Stride Length [m]	6.3	7.4	7.4	7.4	7.2	7.3



[ ] Ranking at each section and finish  
 -:-:- No data available at this section  
 NA No data available

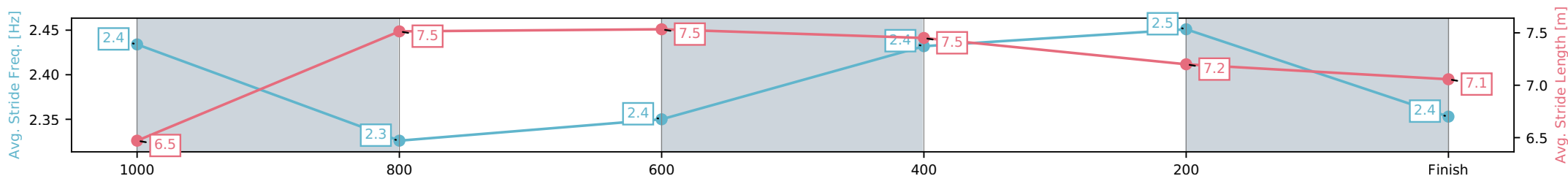
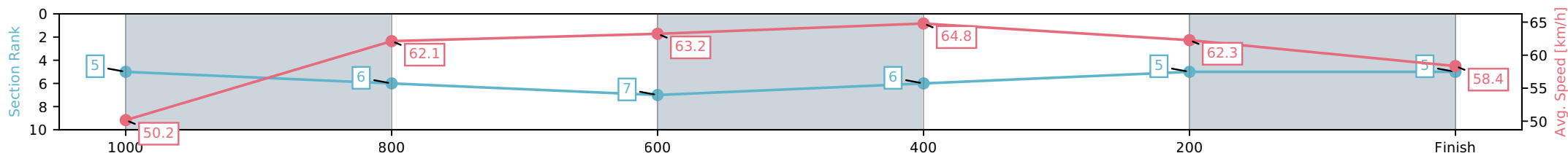
Horse/Jockey Name	Arcelia/Corey Sutherland
Finish Rank	5
Fastest Section Time (Section)	0:11.19 (600-400)
Top Speed [km/h] (Section)	66.2 (600-400)
Race State	Finished



Ipswich QLD --Professional-2026-05-04  
 Race 2: GREAT NORTHERN Maiden Handicap - 1200m  
 04 May 2026 - 12:52PM  
 Track Rating: Soft 5, Weather: Cloudy, Rail Position: True Entire Circuit



Section	L1200	L1000	L800	L600	L400	L200
Section Times	1:12.45 (0:14.34)	0:58.11 [6] (0:11.60)	0:46.52 [7] (0:11.40)	0:35.11 [6] (0:11.19)	0:23.92 [5] (0:11.74)	0:12.18 [5] (0:12.18)
Average Speed [km/h]	50.2	62.1	63.2	64.8	62.3	58.4
Top Speed [km/h]	62.9	63.6	63.8	66.2	65.8	61.4
Avg. Dist. to Rail [m]	4.9	0.8	0.5	1.4	5.0	7.4
Avg. Stride Freq. [Hz]	2.4	2.3	2.4	2.4	2.5	2.4
Avg. Stride Length [m]	6.5	7.5	7.5	7.5	7.2	7.1



[ ] Ranking at each section and finish  
 -:-:- No data available at this section  
 NA No data available

Horse/Jockey Name	Bombus/Damien Boche
Finish Rank	6
Fastest Section Time (Section)	0:11.08 (1000-800)
Top Speed [km/h] (Section)	66.4 (1000-800)
Race State	Finished



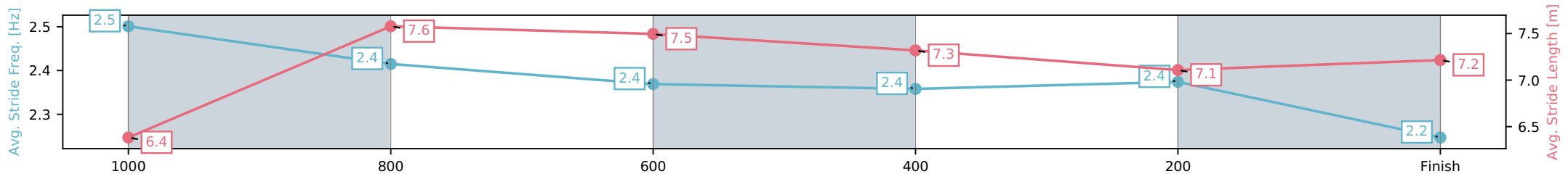
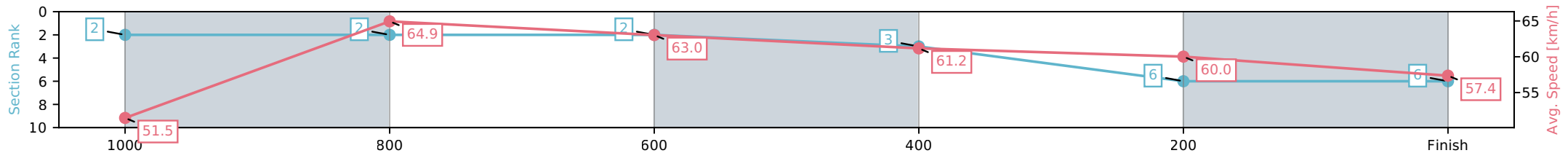
Ipswich QLD --Professional-2026-05-04  
 Race 2: GREAT NORTHERN Maiden Handicap - 1200m

04 May 2026 - 12:52PM

Track Rating: Soft 5, Weather: Cloudy, Rail Position: True Entire Circuit



Section	L1200	L1000	L800	L600	L400	L200
Section Times	1:12.83 (0:13.96)	0:58.86 [2] (0:11.08)	0:47.79 [2] (0:11.45)	0:36.33 [3] (0:11.79)	0:24.54 [6] (0:12.15)	0:12.40 [6] (0:12.40)
Average Speed [km/h]	51.5	64.9	63.0	61.2	60.0	57.4
Top Speed [km/h]	66.3	66.4	63.7	61.9	61.3	59.1
Avg. Dist. to Rail [m]	8.4	1.5	0.9	0.6	3.6	5.0
Avg. Stride Freq. [Hz]	2.5	2.4	2.4	2.4	2.4	2.2
Avg. Stride Length [m]	6.4	7.6	7.5	7.3	7.1	7.2



- [ ] Ranking at each section and finish
- :-:- No data available at this section
- NA No data available

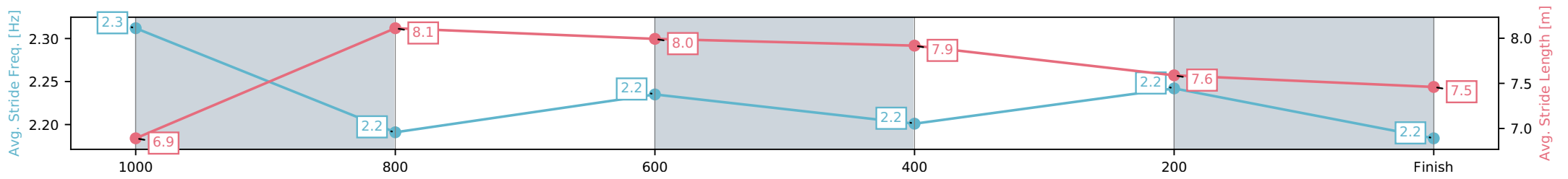
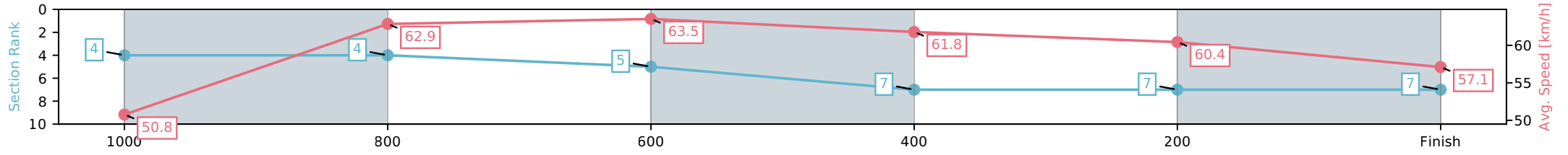
Horse/Jockey Name	O'reilly's Shout/Olivia Kendal
Finish Rank	7
Fastest Section Time (Section)	0:11.36 (800-600)
Top Speed [km/h] (Section)	64.5 (1000-800)
Race State	Finished



Ipswich QLD --Professional-2026-05-04  
 Race 2: GREAT NORTHERN Maiden Handicap - 1200m  
 04 May 2026 - 12:52PM  
 Track Rating: Soft 5, Weather: Cloudy, Rail Position: True Entire Circuit



Section	L1200	L1000	L800	L600	L400	L200
Section Times	1:13.14 (0:14.17)	0:58.97 [4] (0:11.46)	0:47.51 [5] (0:11.36)	0:36.15 [7] (0:11.69)	0:24.46 [7] (0:12.01)	0:12.45 [7] (0:12.45)
Average Speed [km/h]	50.8	62.9	63.5	61.8	60.4	57.1
Top Speed [km/h]	64.4	64.5	64.3	62.5	61.6	59.8
Avg. Dist. to Rail [m]	6.3	1.0	0.7	0.7	2.8	1.5
Avg. Stride Freq. [Hz]	2.3	2.2	2.2	2.2	2.2	2.2
Avg. Stride Length [m]	6.9	8.1	8.0	7.9	7.6	7.5



[ ] Ranking at each section and finish  
 -:-:- No data available at this section  
 NA No data available

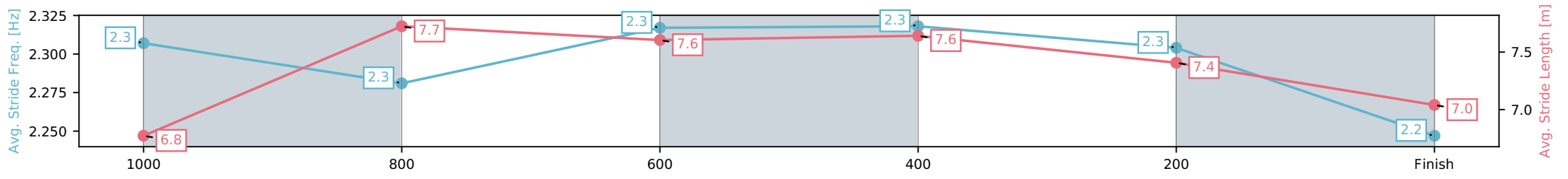
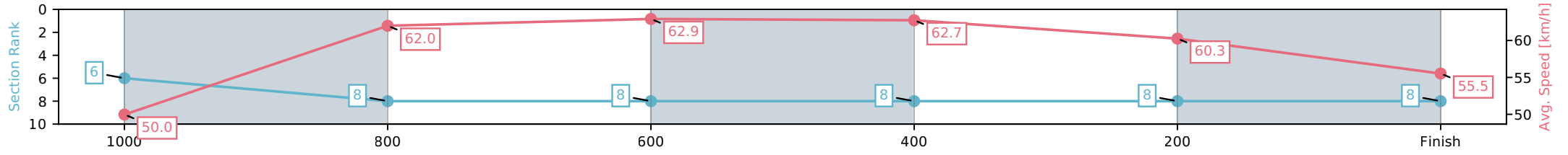
Horse/Jockey Name	Tales Of Fortune/Brandon Lerena
Finish Rank	8
Fastest Section Time (Section)	0:11.49 (800-600)
Top Speed [km/h] (Section)	64.2 (1200 - 1000)
Race State	Finished



Ipswich QLD --Professional-2026-05-04  
 Race 2: GREAT NORTHERN Maiden Handicap - 1200m  
 04 May 2026 - 12:52PM  
 Track Rating: Soft 5, Weather: Cloudy, Rail Position: True Entire Circuit



Section	L1200	L1000	L800	L600	L400	L200
Section Times	1:13.91 (0:14.41)	0:59.50 [8] (0:11.66)	0:47.84 [8] (0:11.49)	0:36.35 [8] (0:11.53)	0:24.82 [8] (0:12.00)	0:12.82 [8] (0:12.82)
Average Speed [km/h]	50.0	62.0	62.9	62.7	60.3	55.5
Top Speed [km/h]	64.2	64.2	63.8	63.5	62.3	58.3
Avg. Dist. to Rail [m]	7.2	2.2	1.4	0.8	1.3	0.7
Avg. Stride Freq. [Hz]	2.3	2.3	2.3	2.3	2.3	2.2
Avg. Stride Length [m]	6.8	7.7	7.6	7.6	7.4	7.0



[ ] Ranking at each section and finish  
 -.-.- No data available at this section  
 NA No data available



# Ipswich QLD

Race 3: HAPPY 80TH BIRTHDAY GEOFFREY CONAGHAN Maiden Handicap - 1666m

04 May 2026 - 1:25PM

Track Rating: Soft 5, Weather: Cloudy, Rail Position: True Entire Circuit



Field Times (Race Tempo)      1:41.77 (0:17.55)      1:24.22 (0:10.87)      1:13.35 (0:11.77)      1:01.59 (0:12.00)      0:49.58 (0:12.01)      0:37.58 (0:12.24)      0:25.33 (0:12.60)      0:12.73 (0:12.73)

Rank	TAB#	Horse	Overall Time	First 400m	Top Speed km/h (Section)	L1666	L1400	L1200	L1000	L800	L600	L400	L200
	(BAR#)	Jockey	Margin (DT-W)	Last 600m	Fastest Section (Time)	Start - 1400	1400 - 1200	1200 - 1000	1000 - 800	800 - 600	600 - 400	400 - 200	200 - Finish
1	1	Van Ghost	1:41.77	0:25.95	65.1 (1666 - 1400)	1:41.77	1:23.52 [10]	1:12.02 [9]	1:00.37 [8]	0:48.35 [7]	0:36.64 [6]	0:24.71 [4]	0:12.48 [2]
	(3)	Leah Martyn		0:36.64	1400-1200 (0:11.49)	(0:18.25)	(0:11.49)	(0:11.66)	(0:12.02)	(0:11.72)	(0:11.93)	(0:12.23)	(0:12.48)
2	15	Bomb Perignon	1:41.96	0:25.23	66.0 (1666 - 1400)	1:41.96	1:24.21 [4]	1:13.02 [4]	1:01.32 [3]	0:49.43 [3]	0:37.43 [2]	0:25.30 [2]	0:12.92 [1]
	(4)	Ben Thompson	1.1L (+0)	0:37.43	1400-1200 (0:11.18)	(0:17.75)	(0:11.18)	(0:11.70)	(0:11.90)	(0:12.00)	(0:12.13)	(0:12.38)	(0:12.92)
3	14	Speegle	1:42.49	0:25.67	66.0 (1666 - 1400)	1:42.49	1:24.43 [8]	1:13.08 [7]	1:01.26 [6]	0:49.31 [6]	0:37.46 [5]	0:25.24 [5]	0:12.69 [4]
	(1)	Chelsea Baker	4.2L (+9)	0:37.45	1400-1200 (0:11.36)	(0:18.06)	(0:11.36)	(0:11.82)	(0:11.94)	(0:11.86)	(0:12.22)	(0:12.54)	(0:12.69)
4	5	Neighthan	1:42.59	0:25.95	66.4 (1666 - 1400)	1:42.59	1:24.37 [9]	1:12.77 [10]	1:00.80 [10]	0:48.70 [10]	0:36.98 [10]	0:25.06 [7]	0:12.64 [6]
	(12)	Angela Jones	4.8L (+7)	0:36.98	1400-1200 (0:11.60)	(0:18.22)	(0:11.60)	(0:11.97)	(0:12.10)	(0:11.73)	(0:11.92)	(0:12.42)	(0:12.64)
5	12	Kalamia King	1:42.72	0:25.58	65.5 (1666 - 1400)	1:42.72	1:24.77 [6]	1:13.41 [6]	1:01.40 [7]	0:49.29 [8]	0:37.33 [9]	0:25.40 [6]	0:12.88 [5]
	(7)	Micheal Hellyer	5.6L (+17)	0:37.33	1400-1200 (0:11.36)	(0:17.95)	(0:11.36)	(0:12.01)	(0:12.12)	(0:11.96)	(0:11.93)	(0:12.52)	(0:12.88)
6	11	Evening Delle	1:42.86	0:24.73	68.7 (1666 - 1400)	1:42.86	1:25.31 [1]	1:14.44 [1]	1:02.68 [1]	0:50.67 [1]	0:38.66 [1]	0:26.42 [1]	0:13.50 [3]
	(10)	Georgina Cartwright	6.4L (+4)	0:38.66	1400-1200 (0:10.87)	(0:17.55)	(0:10.87)	(0:11.77)	(0:12.00)	(0:12.01)	(0:12.24)	(0:12.92)	(0:13.50)
7	13	Rainbow Glitter	1:43.12	0:26.60	62.8 (1200-1000)	1:43.12	1:24.38 [12]	1:12.62 [12]	1:00.85 [12]	0:48.98 [12]	0:37.26 [12]	0:24.87 [12]	0:12.26 [11]
	(2)	Karl Zechner	8.0L (+12)	0:37.26	800-600 (0:11.72)	(0:18.74)	(0:11.75)	(0:11.77)	(0:11.88)	(0:11.72)	(0:12.39)	(0:12.61)	(0:12.26)
8	3	Los Alamos	1:43.34	0:25.65	65.8 (1666 - 1400)	1:43.34	1:25.33 [7]	1:13.80 [8]	1:01.84 [9]	0:49.81 [9]	0:38.01 [8]	0:25.64 [9]	0:12.84 [7]
	(9)	Taylor Marshall	9.2L (+6)	0:38.01	1400-1200 (0:11.53)	(0:18.01)	(0:11.53)	(0:11.96)	(0:12.03)	(0:11.80)	(0:12.37)	(0:12.80)	(0:12.84)
9	16	La Gracia	1:43.85	0:26.24	64.8 (1666 - 1400)	1:43.85	1:25.30 [11]	1:13.72 [11]	1:01.78 [11]	0:49.81 [11]	0:38.21 [11]	0:25.96 [10]	0:13.18 [9]
	(6)	Fred Larson	12.2L (+7)	0:38.21	1400-1200 (0:11.58)	(0:18.55)	(0:11.58)	(0:11.93)	(0:11.98)	(0:11.60)	(0:12.26)	(0:12.77)	(0:13.18)
10	10	Birdsville Boy	1:44.20	0:25.13	67.1 (1666 - 1400)	1:44.20	1:26.53 [3]	1:15.30 [3]	1:03.39 [4]	0:51.41 [4]	0:39.23 [4]	0:26.52 [8]	0:13.53 [10]
	(8)	Ashley Butler	14.3L (+4)	0:39.23	1400-1200 (0:11.23)	(0:17.67)	(0:11.23)	(0:11.91)	(0:11.98)	(0:12.18)	(0:12.70)	(0:13.00)	(0:13.53)

Scratched: Secret Fenkel (#2), Swing State (#4), Show'em Who's King (#6), Geisha Gal (#7)

Report Created: Mon 04 May 2026

(Note: Races are conducted over an approximate distance as close as possible to the advertised distance, and recorded data may vary accordingly. Official times refer to race times only and do not include handicap times.)

[ ] Position in running at each section and finish      TAB# Saddle cloth number

Fastest split

-:--:-- No data available at this section

BAR# Barrier/Gate Position

Fastest section

NA No data available

DNF Did not finish

DNT Did not track

DT-W Distance travelled compared to winner in metres



# Ipswich QLD

Race 3: HAPPY 80TH BIRTHDAY GEOFFREY CONAGHAN Maiden Handicap - 1666m

04 May 2026 - 1:25PM

Track Rating: Soft 5, Weather: Cloudy, Rail Position: True Entire Circuit



Field Times (Race Tempo)      1:41.77 (0:17.55)    1:24.22 (0:10.87)    1:13.35 (0:11.77)    1:01.59 (0:12.00)    0:49.58 (0:12.01)    0:37.58 (0:12.24)    0:25.33 (0:12.60)    0:12.73 (0:12.73)

Rank	TAB#	Horse	Overall Time	First 400m	Top Speed km/h (Section)	L1666	L1400	L1200	L1000	L800	L600	L400	L200
	(BAR#)	Jockey	Margin (DT-W)	Last 600m	Fastest Section (Time)	Start - 1400	1400 - 1200	1200 - 1000	1000 - 800	800 - 600	600 - 400	400 - 200	200 - Finish
11	8	Lights Will Guide	1:44.69	0:24.93	66.4 (1400-1200)	1:44.69	1:27.11 [2]	1:16.07 [2]	1:04.18 [2]	0:52.22 [2]	0:40.11 [3]	0:27.68 [3]	0:14.17 [8]
	(11)	Emily Lang	17.2L (+2)	0:40.10	1400-1200 (0:11.04)	(0:17.58)	(0:11.04)	(0:11.88)	(0:11.97)	(0:12.11)	(0:12.42)	(0:13.51)	(0:14.17)
12	9	Measure Of Time	1:47.32	0:25.33	67.2 (1400-1200)	1:47.32	1:29.46 [5]	1:18.20 [5]	1:06.37 [5]	0:54.26 [5]	0:42.03 [7]	0:29.20 [11]	0:14.80 [12]
	(5)	Michael Rodd	32.6L (+10)	0:42.04	1400-1200 (0:11.25)	(0:17.86)	(0:11.25)	(0:11.83)	(0:12.11)	(0:12.23)	(0:12.84)	(0:14.40)	(0:14.80)

Scratched: Secret Fenkel (#2), Swing State (#4), Show'em Who's King (#6), Geisha Gal (#7)

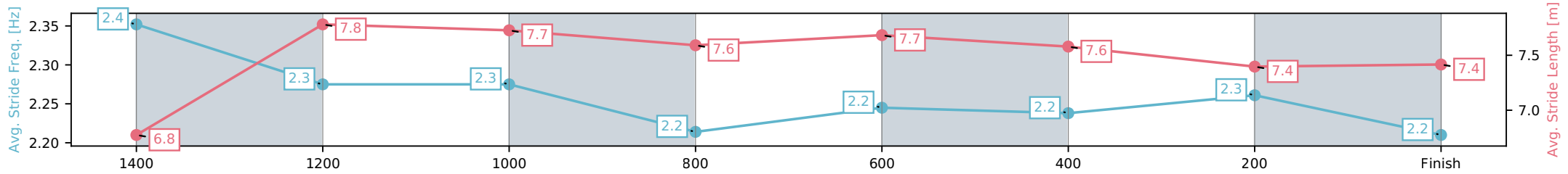
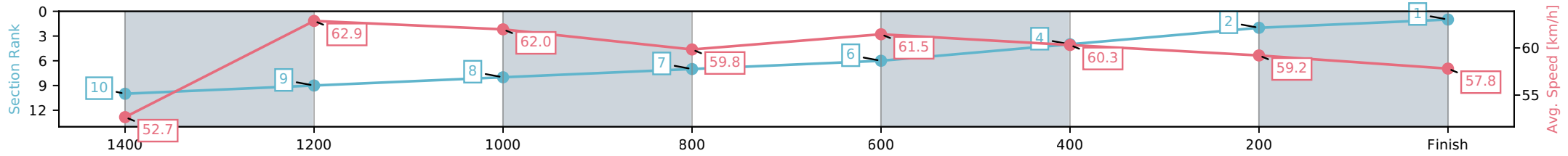
Horse/Jockey Name	Van Ghost/Leah Martyn
Finish Rank	1
Fastest Section Time (Section)	0:11.49 (1400-1200)
Top Speed [km/h] (Section)	65.1 (1666 - 1400)
Race State	Finished



Ipswich QLD --Professional-2026-05-04  
 Race 3: HAPPY 80TH BIRTHDAY GEOFFREY CONAGHAN  
 Maiden Handicap - 1666m  
 04 May 2026 - 1:25PM  
 Track Rating: Soft 5, Weather: Cloudy, Rail Position: True Entire Circuit



Section	L1666	L1400	L1200	L1000	L800	L600	L400	L200
Section Times	1:41.77 (0:18.25)	1:23.52 [9] (0:11.49)	1:12.02 [8] (0:11.66)	1:00.37 [7] (0:12.02)	0:48.35 [6] (0:11.72)	0:36.64 [4] (0:11.93)	0:24.71 [2] (0:12.23)	0:12.48 [1] (0:12.48)
Average Speed [km/h]	52.7	62.9	62.0	59.8	61.5	60.3	59.2	57.8
Top Speed [km/h]	65.1	63.5	63.9	61.2	61.9	60.9	60.7	58.6
Avg. Dist. to Rail [m]	7.2	0.8	1.0	0.6	0.2	0.2	2.5	6.2
Avg. Stride Freq. [Hz]	2.4	2.3	2.3	2.2	2.2	2.2	2.3	2.2
Avg. Stride Length [m]	6.8	7.8	7.7	7.6	7.7	7.6	7.4	7.4



[ ] Ranking at each section and finish  
 -:-:- No data available at this section  
 NA No data available

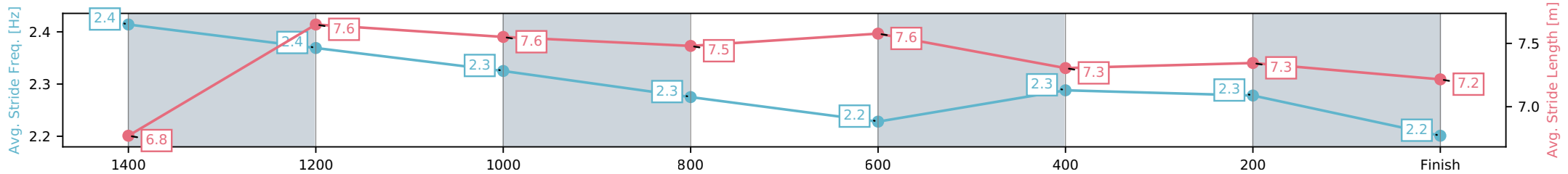
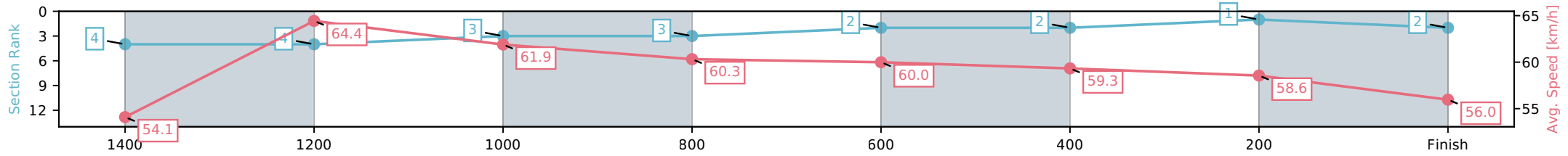
Horse/Jockey Name	Bomb Perignon/Ben Thompson
Finish Rank	2
Fastest Section Time (Section)	0:11.18 (1400-1200)
Top Speed [km/h] (Section)	66.0 (1666 - 1400)
Race State	Finished



Ipswich QLD --Professional-2026-05-04  
 Race 3: HAPPY 80TH BIRTHDAY GEOFFREY CONAGHAN  
 Maiden Handicap - 1666m  
 04 May 2026 - 1:25PM  
 Track Rating: Soft 5, Weather: Cloudy, Rail Position: True Entire Circuit



Section	L1666	L1400	L1200	L1000	L800	L600	L400	L200
Section Times	1:41.96 (0:17.75)	1:24.21 [4] (0:11.18)	1:13.02 [3] (0:11.70)	1:01.32 [3] (0:11.90)	0:49.43 [2] (0:12.00)	0:37.43 [2] (0:12.13)	0:25.30 [1] (0:12.38)	0:12.92 [2] (0:12.92)
Average Speed [km/h]	54.1	64.4	61.9	60.3	60.0	59.3	58.6	56.0
Top Speed [km/h]	66.0	65.5	63.6	60.9	60.4	60.2	60.0	57.5
Avg. Dist. to Rail [m]	7.2	0.6	1.0	0.5	0.2	0.3	2.5	4.4
Avg. Stride Freq. [Hz]	2.4	2.4	2.3	2.3	2.2	2.3	2.3	2.2
Avg. Stride Length [m]	6.8	7.6	7.6	7.5	7.6	7.3	7.3	7.2



[ ] Ranking at each section and finish  
 -:-:- No data available at this section  
 NA No data available

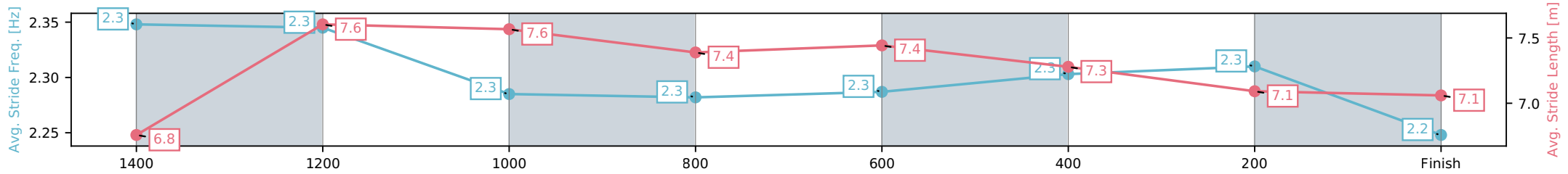
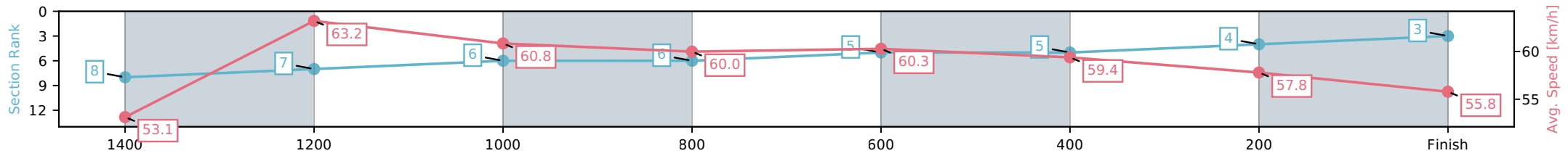
Horse/Jockey Name	Speegle/Chelsea Baker
Finish Rank	3
Fastest Section Time (Section)	0:11.36 (1400-1200)
Top Speed [km/h] (Section)	66.0 (1666 - 1400)
Race State	Finished



Ipswich QLD --Professional-2026-05-04  
 Race 3: HAPPY 80TH BIRTHDAY GEOFFREY CONAGHAN  
 Maiden Handicap - 1666m  
 04 May 2026 - 1:25PM  
 Track Rating: Soft 5, Weather: Cloudy, Rail Position: True Entire Circuit



Section	L1666	L1400	L1200	L1000	L800	L600	L400	L200
Section Times	1:42.49 (0:18.06)	1:24.43 [7] (0:11.36)	1:13.08 [6] (0:11.82)	1:01.26 [6] (0:11.94)	0:49.31 [5] (0:11.86)	0:37.46 [5] (0:12.22)	0:25.24 [4] (0:12.54)	0:12.69 [3] (0:12.69)
Average Speed [km/h]	53.1	63.2	60.8	60.0	60.3	59.4	57.8	55.8
Top Speed [km/h]	66.0	63.7	62.9	60.8	60.8	60.0	59.3	57.2
Avg. Dist. to Rail [m]	4.6	0.7	0.5	1.8	1.3	1.5	2.8	7.0
Avg. Stride Freq. [Hz]	2.3	2.3	2.3	2.3	2.3	2.3	2.3	2.2
Avg. Stride Length [m]	6.8	7.6	7.6	7.4	7.4	7.3	7.1	7.1



[ ] Ranking at each section and finish  
 -:-:- No data available at this section  
 NA No data available

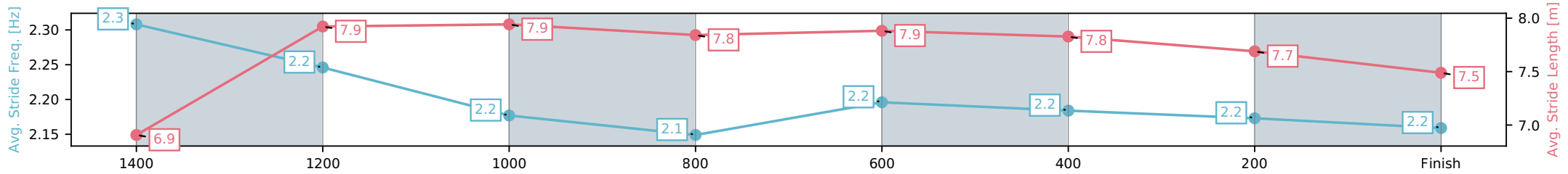
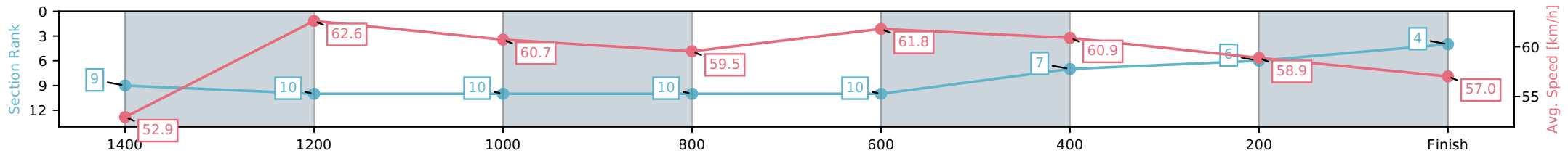
Horse/Jockey Name	Neighthan/Angela Jones
Finish Rank	4
Fastest Section Time (Section)	0:11.60 (1400-1200)
Top Speed [km/h] (Section)	66.4 (1666 - 1400)
Race State	Finished



Ipswich QLD --Professional-2026-05-04  
 Race 3: HAPPY 80TH BIRTHDAY GEOFFREY CONAGHAN  
 Maiden Handicap - 1666m  
 04 May 2026 - 1:25PM  
 Track Rating: Soft 5, Weather: Cloudy, Rail Position: True Entire Circuit



Section	L1666	L1400	L1200	L1000	L800	L600	L400	L200
Section Times	1:42.59 (0:18.22)	1:24.37 [10] (0:11.60)	1:12.77 [10] (0:11.97)	1:00.80 [10] (0:12.10)	0:48.70 [10] (0:11.73)	0:36.98 [7] (0:11.92)	0:25.06 [6] (0:12.42)	0:12.64 [4] (0:12.64)
Average Speed [km/h]	52.9	62.6	60.7	59.5	61.8	60.9	58.9	57.0
Top Speed [km/h]	66.4	65.1	61.7	60.0	63.0	61.9	61.8	57.6
Avg. Dist. to Rail [m]	12.2	1.9	2.2	1.0	1.5	2.1	5.7	9.6
Avg. Stride Freq. [Hz]	2.3	2.2	2.2	2.1	2.2	2.2	2.2	2.2
Avg. Stride Length [m]	6.9	7.9	7.9	7.8	7.9	7.8	7.7	7.5



[ ] Ranking at each section and finish  
 -:-:- No data available at this section  
 NA No data available

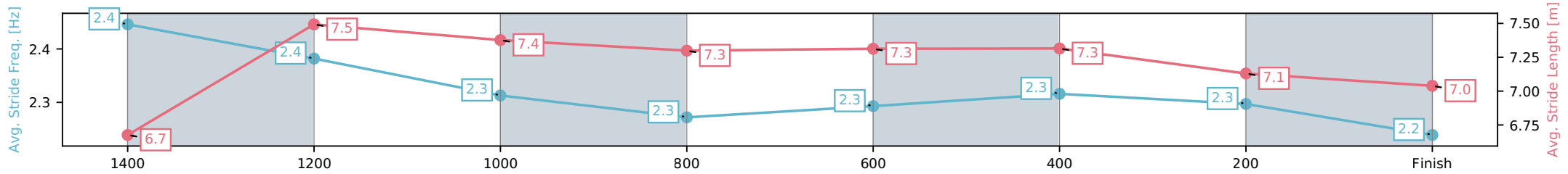
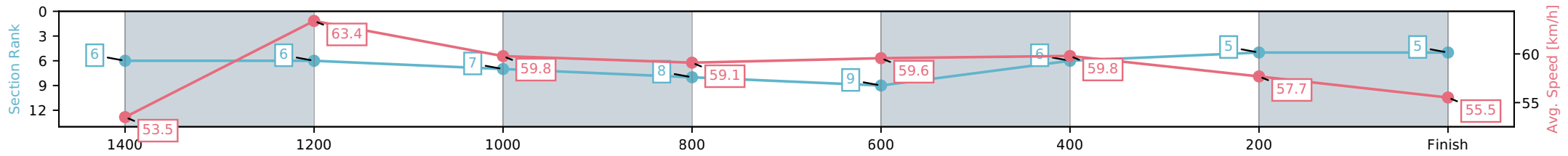
Horse/Jockey Name	Kalamia King/Micheal Hellyer
Finish Rank	5
Fastest Section Time (Section)	0:11.36 (1400-1200)
Top Speed [km/h] (Section)	65.5 (1666 - 1400)
Race State	Finished



Ipswich QLD --Professional-2026-05-04  
 Race 3: HAPPY 80TH BIRTHDAY GEOFFREY CONAGHAN  
 Maiden Handicap - 1666m  
 04 May 2026 - 1:25PM  
 Track Rating: Soft 5, Weather: Cloudy, Rail Position: True Entire Circuit



Section	L1666	L1400	L1200	L1000	L800	L600	L400	L200
Section Times	1:42.72 (0:17.95)	1:24.77 [6] (0:11.36)	1:13.41 [7] (0:12.01)	1:01.40 [8] (0:12.12)	0:49.29 [9] (0:11.96)	0:37.33 [6] (0:11.93)	0:25.40 [5] (0:12.52)	0:12.88 [5] (0:12.88)
Average Speed [km/h]	53.5	63.4	59.8	59.1	59.6	59.8	57.7	55.5
Top Speed [km/h]	65.5	64.3	62.6	60.8	60.7	61.1	60.6	56.8
Avg. Dist. to Rail [m]	9.2	1.0	0.4	2.4	2.6	2.4	2.6	5.7
Avg. Stride Freq. [Hz]	2.4	2.4	2.3	2.3	2.3	2.3	2.3	2.2
Avg. Stride Length [m]	6.7	7.5	7.4	7.3	7.3	7.3	7.1	7.0



[ ] Ranking at each section and finish  
 -:-:- No data available at this section  
 NA No data available

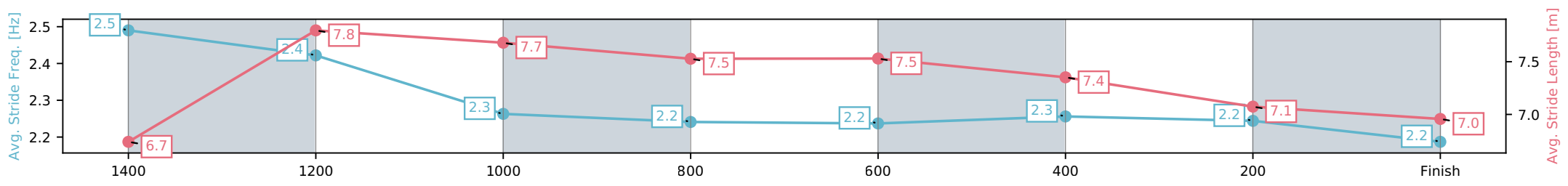
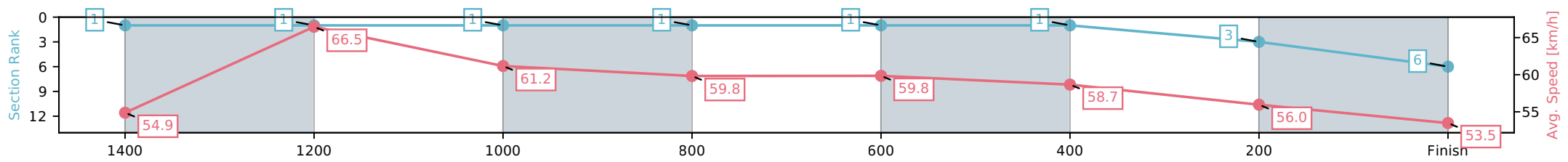
Horse/Jockey Name	Evening Delle/Georgina Cartwright
Finish Rank	6
Fastest Section Time (Section)	0:10.87 (1400-1200)
Top Speed [km/h] (Section)	68.7 (1666 - 1400)
Race State	Finished



Ipswich QLD --Professional-2026-05-04  
 Race 3: HAPPY 80TH BIRTHDAY GEOFFREY CONAGHAN  
 Maiden Handicap - 1666m  
 04 May 2026 - 1:25PM  
 Track Rating: Soft 5, Weather: Cloudy, Rail Position: True Entire Circuit



Section	L1666	L1400	L1200	L1000	L800	L600	L400	L200
Section Times	1:42.86 (0:17.55)	1:25.31 [1] (0:10.87)	1:14.44 [1] (0:11.77)	1:02.68 [1] (0:12.00)	0:50.67 [1] (0:12.01)	0:38.66 [1] (0:12.24)	0:26.42 [3] (0:12.92)	0:13.50 [6] (0:13.50)
Average Speed [km/h]	54.9	66.5	61.2	59.8	59.8	58.7	56.0	53.5
Top Speed [km/h]	68.7	68.5	63.0	60.0	60.1	59.7	57.7	55.0
Avg. Dist. to Rail [m]	13.3	1.3	0.3	0.8	0.5	0.4	1.2	1.1
Avg. Stride Freq. [Hz]	2.5	2.4	2.3	2.2	2.2	2.3	2.2	2.2
Avg. Stride Length [m]	6.7	7.8	7.7	7.5	7.5	7.4	7.1	7.0



[ ] Ranking at each section and finish  
 -:-:- No data available at this section  
 NA No data available

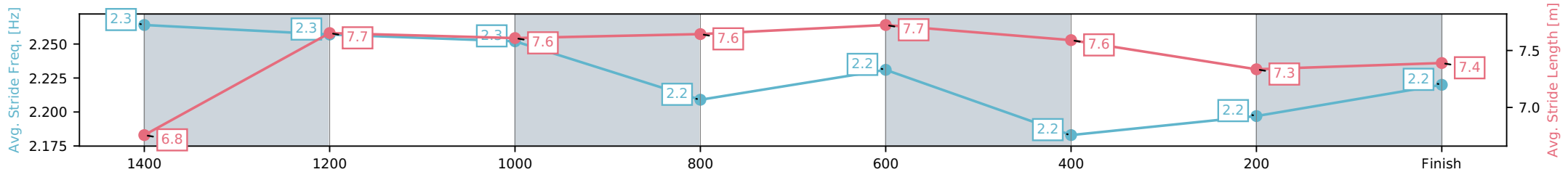
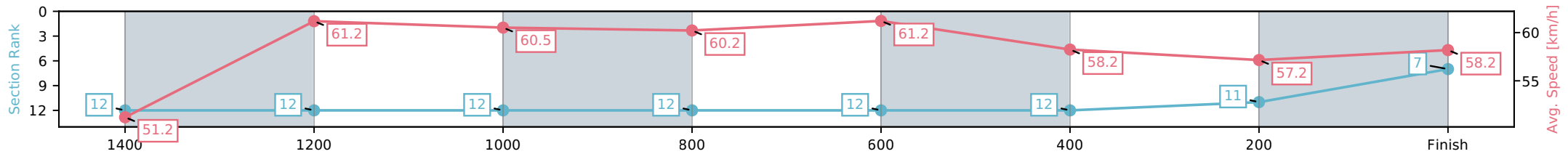
Horse/Jockey Name	Rainbow Glitter/Karl Zechner
Finish Rank	7
Fastest Section Time (Section)	0:11.72 (800-600)
Top Speed [km/h] (Section)	62.8 (1200-1000)
Race State	Finished



Ipswich QLD --Professional-2026-05-04  
 Race 3: HAPPY 80TH BIRTHDAY GEOFFREY CONAGHAN  
 Maiden Handicap - 1666m  
 04 May 2026 - 1:25PM  
 Track Rating: Soft 5, Weather: Cloudy, Rail Position: True Entire Circuit



Section	L1666	L1400	L1200	L1000	L800	L600	L400	L200
Section Times	1:43.12 (0:18.74)	1:24.38 [12] (0:11.75)	1:12.62 [12] (0:11.77)	1:00.85 [12] (0:11.88)	0:48.98 [12] (0:11.72)	0:37.26 [12] (0:12.39)	0:24.87 [11] (0:12.61)	0:12.26 [7] (0:12.26)
Average Speed [km/h]	51.2	61.2	60.5	60.2	61.2	58.2	57.2	58.2
Top Speed [km/h]	62.2	62.7	62.8	61.3	61.9	59.9	58.0	59.1
Avg. Dist. to Rail [m]	5.8	0.7	2.1	2.7	0.8	0.6	0.5	1.1
Avg. Stride Freq. [Hz]	2.3	2.3	2.3	2.2	2.2	2.2	2.2	2.2
Avg. Stride Length [m]	6.8	7.7	7.6	7.6	7.7	7.6	7.3	7.4



- [ ] Ranking at each section and finish
- :-:- No data available at this section
- NA No data available

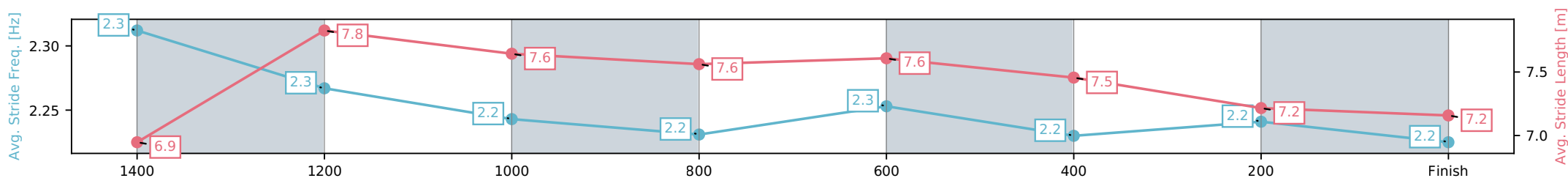
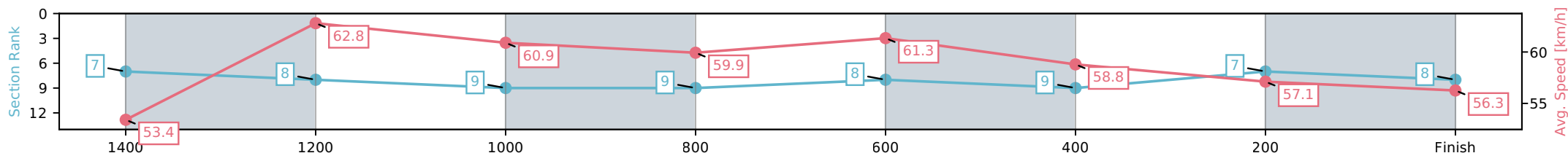
Horse/Jockey Name	Los Alamitos/Taylor Marshall
Finish Rank	8
Fastest Section Time (Section)	0:11.53 (1400-1200)
Top Speed [km/h] (Section)	65.8 (1666 - 1400)
Race State	Finished



Ipswich QLD --Professional-2026-05-04  
 Race 3: HAPPY 80TH BIRTHDAY GEOFFREY CONAGHAN  
 Maiden Handicap - 1666m  
 04 May 2026 - 1:25PM  
 Track Rating: Soft 5, Weather: Cloudy, Rail Position: True Entire Circuit



Section	L1666	L1400	L1200	L1000	L800	L600	L400	L200
Section Times	1:43.34 (0:18.01)	1:25.33 [8] (0:11.53)	1:13.80 [9] (0:11.96)	1:01.84 [9] (0:12.03)	0:49.81 [8] (0:11.80)	0:38.01 [9] (0:12.37)	0:25.64 [7] (0:12.80)	0:12.84 [8] (0:12.84)
Average Speed [km/h]	53.4	62.8	60.9	59.9	61.3	58.8	57.1	56.3
Top Speed [km/h]	65.8	64.2	61.7	60.7	62.0	59.8	58.1	57.3
Avg. Dist. to Rail [m]	11.6	1.5	2.4	1.1	1.7	2.2	4.7	6.9
Avg. Stride Freq. [Hz]	2.3	2.3	2.2	2.2	2.3	2.2	2.2	2.2
Avg. Stride Length [m]	6.9	7.8	7.6	7.6	7.6	7.5	7.2	7.2



- [ ] Ranking at each section and finish
- :-:- No data available at this section
- NA No data available

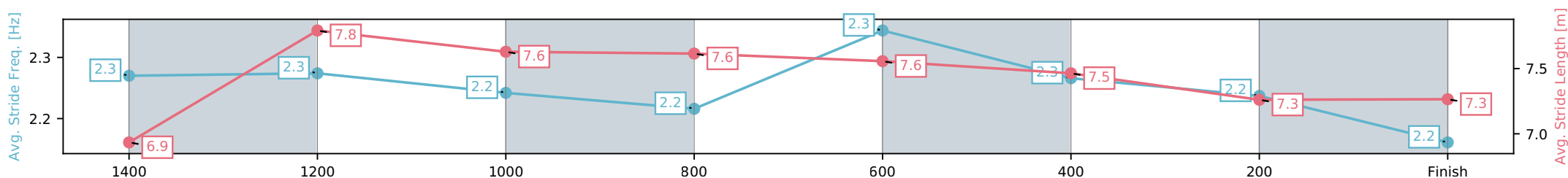
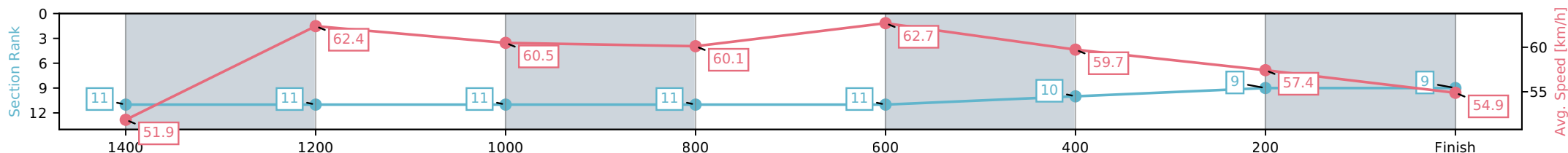
Horse/Jockey Name	La Gracia/Fred Larson
Finish Rank	9
Fastest Section Time (Section)	0:11.58 (1400-1200)
Top Speed [km/h] (Section)	64.8 (1666 - 1400)
Race State	Finished



Ipswich QLD --Professional-2026-05-04  
 Race 3: HAPPY 80TH BIRTHDAY GEOFFREY CONAGHAN  
 Maiden Handicap - 1666m  
 04 May 2026 - 1:25PM  
 Track Rating: Soft 5, Weather: Cloudy, Rail Position: True Entire Circuit



Section	L1666	L1400	L1200	L1000	L800	L600	L400	L200
Section Times	1:43.85 (0:18.55)	1:25.30 [11] (0:11.58)	1:13.72 [11] (0:11.93)	1:01.78 [11] (0:11.98)	0:49.81 [11] (0:11.60)	0:38.21 [10] (0:12.26)	0:25.96 [9] (0:12.77)	0:13.18 [9] (0:13.18)
Average Speed [km/h]	51.9	62.4	60.5	60.1	62.7	59.7	57.4	54.9
Top Speed [km/h]	64.8	64.6	61.8	62.4	64.1	60.6	58.8	57.5
Avg. Dist. to Rail [m]	8.1	1.0	0.7	0.4	2.5	3.8	5.5	9.2
Avg. Stride Freq. [Hz]	2.3	2.3	2.2	2.2	2.3	2.3	2.2	2.2
Avg. Stride Length [m]	6.9	7.8	7.6	7.6	7.6	7.5	7.3	7.3



[ ] Ranking at each section and finish  
 -:-:- No data available at this section  
 NA No data available

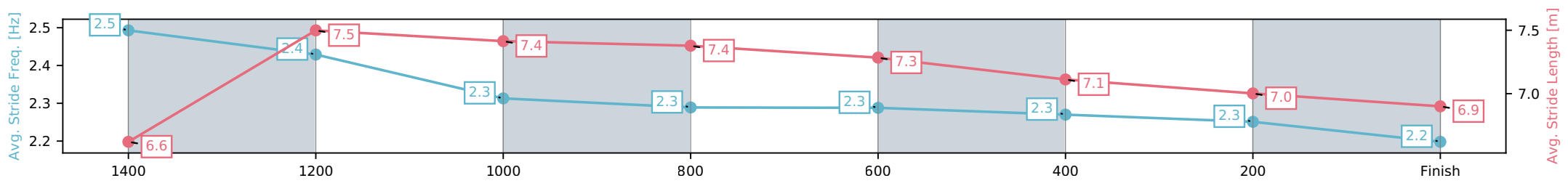
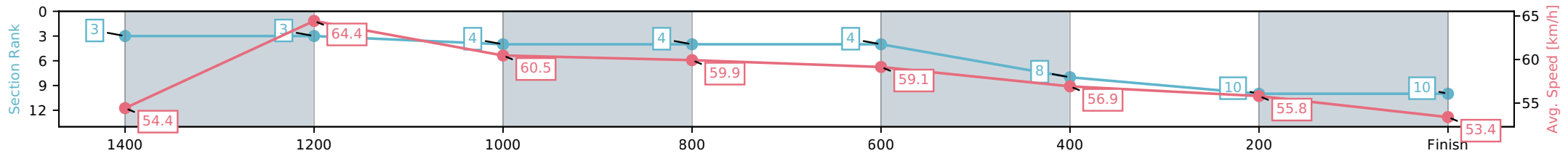
Horse/Jockey Name	Birdsville Boy/Ashley Butler
Finish Rank	10
Fastest Section Time (Section)	0:11.23 (1400-1200)
Top Speed [km/h] (Section)	67.1 (1666 - 1400)
Race State	Finished



Ipswich QLD --Professional-2026-05-04  
 Race 3: HAPPY 80TH BIRTHDAY GEOFFREY CONAGHAN  
 Maiden Handicap - 1666m  
 04 May 2026 - 1:25PM  
 Track Rating: Soft 5, Weather: Cloudy, Rail Position: True Entire Circuit



Section	L1666	L1400	L1200	L1000	L800	L600	L400	L200
Section Times	1:44.20 (0:17.67)	1:26.53 [3] (0:11.23)	1:15.30 [4] (0:11.91)	1:03.39 [4] (0:11.98)	0:51.41 [4] (0:12.18)	0:39.23 [8] (0:12.70)	0:26.52 [10] (0:13.00)	0:13.53 [10] (0:13.53)
Average Speed [km/h]	54.4	64.4	60.5	59.9	59.1	56.9	55.8	53.4
Top Speed [km/h]	67.1	66.8	62.8	60.7	59.8	58.4	56.5	55.2
Avg. Dist. to Rail [m]	11.5	1.2	0.6	1.1	0.7	1.2	2.4	4.4
Avg. Stride Freq. [Hz]	2.5	2.4	2.3	2.3	2.3	2.3	2.3	2.2
Avg. Stride Length [m]	6.6	7.5	7.4	7.4	7.3	7.1	7.0	6.9



[ ] Ranking at each section and finish  
 -:-:- No data available at this section  
 NA No data available

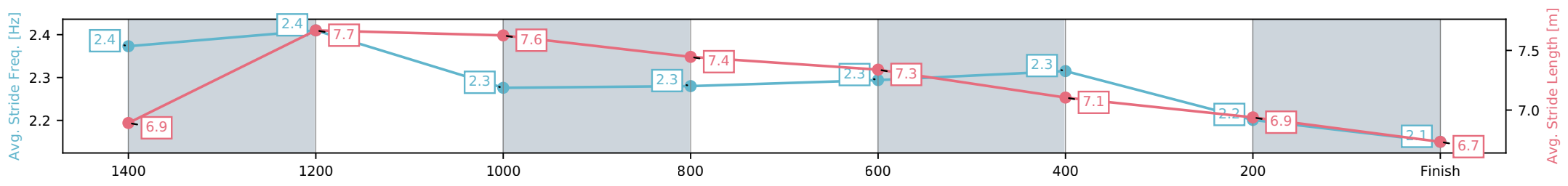
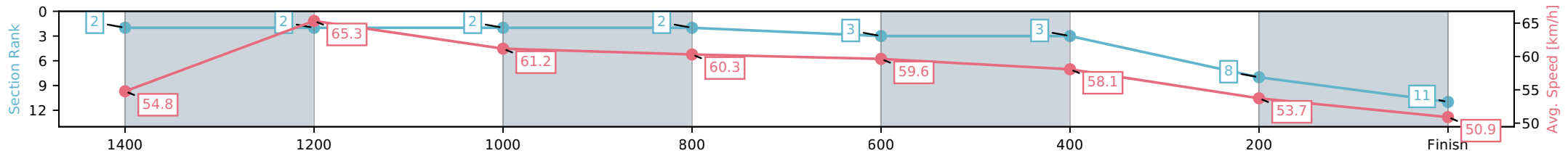
Horse/Jockey Name	Lights Will Guide/Emily Lang
Finish Rank	11
Fastest Section Time (Section)	0:11.04 (1400-1200)
Top Speed [km/h] (Section)	66.4 (1400-1200)
Race State	Finished



Ipswich QLD --Professional-2026-05-04  
 Race 3: HAPPY 80TH BIRTHDAY GEOFFREY CONAGHAN  
 Maiden Handicap - 1666m  
 04 May 2026 - 1:25PM  
 Track Rating: Soft 5, Weather: Cloudy, Rail Position: True Entire Circuit



Section	L1666	L1400	L1200	L1000	L800	L600	L400	L200
Section Times	1:44.69 (0:17.58)	1:27.11 [2] (0:11.04)	1:16.07 [2] (0:11.88)	1:04.18 [2] (0:11.97)	0:52.22 [3] (0:12.11)	0:40.11 [3] (0:12.42)	0:27.68 [8] (0:13.51)	0:14.17 [11] (0:14.17)
Average Speed [km/h]	54.8	65.3	61.2	60.3	59.6	58.1	53.7	50.9
Top Speed [km/h]	66.2	66.4	63.5	60.9	60.6	58.9	56.4	51.7
Avg. Dist. to Rail [m]	10.5	0.6	2.1	1.3	1.1	0.6	2.5	2.5
Avg. Stride Freq. [Hz]	2.4	2.4	2.3	2.3	2.3	2.3	2.2	2.1
Avg. Stride Length [m]	6.9	7.7	7.6	7.4	7.3	7.1	6.9	6.7



[ ] Ranking at each section and finish  
 -:-:- No data available at this section  
 NA No data available

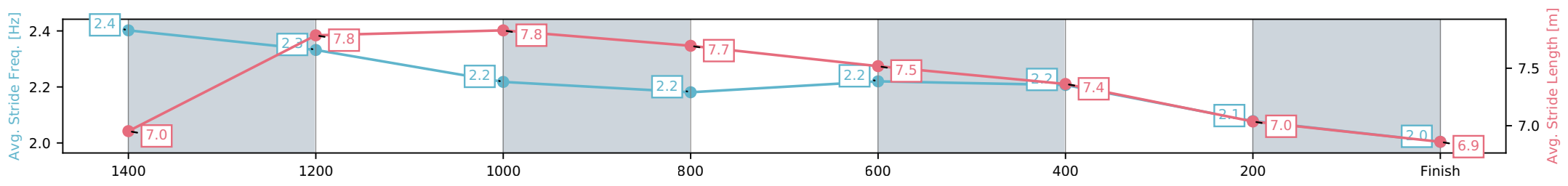
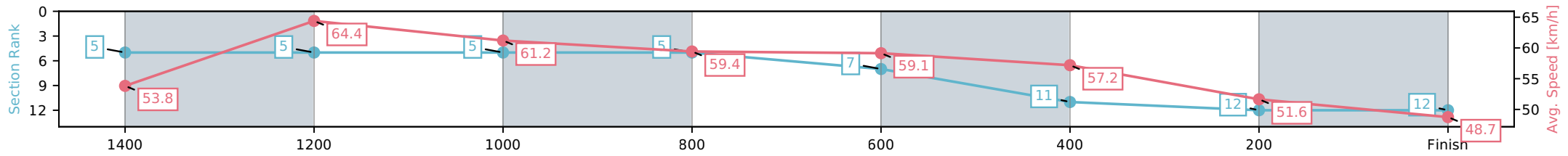
Horse/Jockey Name	Measure Of Time/Michael Rodd
Finish Rank	12
Fastest Section Time (Section)	0:11.25 (1400-1200)
Top Speed [km/h] (Section)	67.2 (1400-1200)
Race State	Finished



Ipswich QLD --Professional-2026-05-04  
 Race 3: HAPPY 80TH BIRTHDAY GEOFFREY CONAGHAN  
 Maiden Handicap - 1666m  
 04 May 2026 - 1:25PM  
 Track Rating: Soft 5, Weather: Cloudy, Rail Position: True Entire Circuit



Section	L1666	L1400	L1200	L1000	L800	L600	L400	L200
Section Times	1:47.32 (0:17.86)	1:29.46 [5] (0:11.25)	1:18.20 [5] (0:11.83)	1:06.37 [5] (0:12.11)	0:54.26 [7] (0:12.23)	0:42.03 [11] (0:12.84)	0:29.20 [12] (0:14.40)	0:14.80 [12] (0:14.80)
Average Speed [km/h]	53.8	64.4	61.2	59.4	59.1	57.2	51.6	48.7
Top Speed [km/h]	66.4	67.2	63.0	60.7	60.6	59.1	54.2	49.4
Avg. Dist. to Rail [m]	7.8	1.6	1.5	0.5	1.4	3.8	9.1	5.9
Avg. Stride Freq. [Hz]	2.4	2.3	2.2	2.2	2.2	2.2	2.1	2.0
Avg. Stride Length [m]	7.0	7.8	7.8	7.7	7.5	7.4	7.0	6.9



[ ] Ranking at each section and finish  
 -:-:- No data available at this section  
 NA No data available



# Ipswich QLD

Race 4: HAPPY BIRTHDAY MATT SHARPE Class 1 Plate - 1950m

04 May 2026 - 2:05PM

Track Rating: Soft 5, Weather: Cloudy, Rail Position: True Entire Circuit



Field Times (Race Tempo)      2:03.10 (0:11.54)    1:51.56 (0:12.38)    1:39.19 (0:12.51)    1:26.68 (0:12.68)    1:14.00 (0:12.81)    1:01.19 (0:12.28)    0:48.92 (0:12.60)    0:36.32 (0:12.08)

Rank	TAB#	Horse	Overall Time	First 400m	Top Speed km/h (Section)	L1950	L1800	L1600	L1400	L1200	L1000	L800	L600
	(BAR#)	Jockey	Margin (DT-W)	Last 600m	Fastest Section (Time)	Start - 1800	1800 - 1600	1600 - 1400	1400 - 1200	1200 - 1000	1000 - 800	800 - 600	600 - 400
1	4	Certify	2:03.10	0:27.51	62.3 (200-0)	2:03.10	1:51.29 [4]	1:38.91 [4]	1:26.06 [4]	1:13.41 [3]	1:00.36 [3]	0:47.84 [4]	0:35.73 [4]
	(1)	Jag Guthmann-Chester		0:35.72	600-400 (0:11.80)	(0:11.81)	(0:12.39)	(0:12.85)	(0:12.65)	(0:13.05)	(0:12.52)	(0:12.11)	(0:11.80)
2	1	Empire Of Art	2:03.35	0:27.63	61.5 (600-400)	2:03.35	1:51.32 [7]	1:38.96 [6]	1:26.01 [6]	1:13.44 [5]	1:00.39 [5]	0:47.90 [6]	0:35.78 [6]
	(10)	Kyle Wilson-Taylor	4.0L (+5)	0:35.78	600-400 (0:11.82)	(0:12.03)	(0:12.35)	(0:12.96)	(0:12.56)	(0:13.05)	(0:12.49)	(0:12.12)	(0:11.82)
3	3	Use Your Illusion	2:03.42	0:27.67	61.5 (600-400)	2:03.42	1:51.31 [7]	1:38.98 [6]	1:25.99 [6]	1:13.45 [6]	1:00.40 [6]	0:47.91 [6]	0:35.80 [6]
	(8)	Ben Thompson	1.9L (+1)	0:35.80	600-400 (0:11.82)	(0:12.11)	(0:12.34)	(0:12.99)	(0:12.54)	(0:13.05)	(0:12.49)	(0:12.12)	(0:11.82)
4	9	Evade The Game	2:03.43	0:27.24	61.4 (1800-1600)	2:03.43	1:51.48 [6]	1:39.29 [3]	1:27.01 [1]	1:14.28 [2]	1:01.52 [1]	0:49.25 [1]	0:36.65 [1]
	(6)	Ryan Maloney	1.9L (+4)	0:36.65	400-200 (0:12.07)	(0:11.94)	(0:12.20)	(0:12.27)	(0:12.73)	(0:12.76)	(0:12.28)	(0:12.60)	(0:12.08)
5	10	Elysium	2:03.70	0:27.28	61.8 (600-400)	2:03.70	1:52.16 [1]	1:39.79 [1]	1:27.26 [2]	1:14.60 [1]	1:01.76 [2]	0:48.87 [2]	0:36.57 [3]
	(3)	Daniel Moor	3.5L (+0)	0:36.57	600-400 (0:11.87)	(0:11.54)	(0:12.38)	(0:12.53)	(0:12.66)	(0:12.84)	(0:12.89)	(0:12.31)	(0:11.87)
6	11	Bolero	2:03.98	0:27.80	61.3 (400-200)	2:03.98	1:52.11 [5]	1:39.52 [7]	1:26.50 [7]	1:13.76 [7]	1:00.71 [7]	0:48.36 [7]	0:36.33 [7]
	(2)	Damien Boche	5.2L (+5)	0:36.34	600-400 (0:11.92)	(0:11.87)	(0:12.59)	(0:13.02)	(0:12.74)	(0:13.05)	(0:12.35)	(0:12.03)	(0:11.92)
7	12	Montevecchio	2:04.08	0:27.46	61.1 (600-400)	2:04.08	1:51.68 [10]	1:39.21 [10]	1:26.20 [10]	1:13.74 [9]	1:00.71 [9]	0:48.33 [9]	0:36.18 [9]
	(7)	Jaden Lloyd	15.5L (+3)	0:36.18	600-400 (0:11.80)	(0:12.40)	(0:12.47)	(0:13.01)	(0:12.46)	(0:13.03)	(0:12.38)	(0:12.15)	(0:11.80)
8	5	Oval Office	2:04.48	0:27.56	61.2 (600-400)	2:04.48	1:52.69 [3]	1:40.27 [5]	1:27.32 [5]	1:14.53 [5]	1:01.50 [5]	0:49.12 [5]	0:37.05 [5]
	(5)	Bella Youngberry	8.1L (+6)	0:37.05	600-400 (0:11.88)	(0:11.79)	(0:12.42)	(0:12.95)	(0:12.79)	(0:13.02)	(0:12.38)	(0:12.07)	(0:11.88)
9	6	Sicilian Warrior	2:04.91	0:27.64	66.0 (600-400)	2:04.91	1:52.69 [9]	1:40.21 [9]	1:27.06 [9]	1:14.46 [10]	1:01.39 [10]	0:48.98 [10]	0:36.97 [10]
	(9)	Angela Jones	28.7L (+2)	0:36.97	600-400 (0:11.77)	(0:12.22)	(0:12.49)	(0:13.15)	(0:12.60)	(0:13.07)	(0:12.41)	(0:12.01)	(0:11.77)
10	8	Crimson Spirit	2:04.96	0:27.31	61.3 (800-600)	2:04.96	1:53.35 [2]	1:40.93 [2]	1:28.08 [3]	1:15.23 [4]	1:02.18 [4]	0:49.89 [3]	0:37.84 [2]
	(4)	Olivia Kendal	11.0L (+7)	0:37.84	600-400 (0:11.92)	(0:11.61)	(0:12.41)	(0:12.85)	(0:12.85)	(0:13.05)	(0:12.29)	(0:12.05)	(0:11.92)

Scratched: Tuki Twelve (#2), Brain Wave (#7)

Report Created: Mon 04 May 2026

(Note: Races are conducted over an approximate distance as close as possible to the advertised distance, and recorded data may vary accordingly. Official times refer to race times only and do not include handicap times.)

[ ] Position in running at each section and finish    TAB# Saddle cloth number

Fastest split

-:--:-- No data available at this section

BAR# Barrier/Gate Position

Fastest section

NA No data available

DNF Did not finish

DNT Did not track

DT-W Distance travelled compared to winner in metres



# Ipswich QLD

Race 4: HAPPY BIRTHDAY MATT SHARPE Class 1 Plate - 1950m

04 May 2026 - 2:05PM

Track Rating: Soft 5, Weather: Cloudy, Rail Position: True Entire Circuit



Field Times (Race Tempo)                      0:24.23      0:12.16  
 (0:12.07)      (0:12.16)

Rank	TAB#	Horse	Overall Time	First 400m	Top Speed km/h (Section)	L400	L200						
	(BAR#)	Jockey	Margin (DT-W)	Last 600m	Fastest Section (Time)	400 - 200	200 - Finish						
1	4	Certify	2:03.10	0:27.51	62.3 (200-0)	0:23.92 [4]	0:11.85 [3]						
	(1)	Jag Guthmann-Chester		0:35.72	600-400 (0:11.80)	(0:12.07)	(0:11.85)						
2	1	Empire Of Art	2:03.35	0:27.63	61.5 (600-400)	0:23.97 [6]	0:12.01 [4]						
	(10)	Kyle Wilson-Taylor	4.0L (+5)	0:35.78	600-400 (0:11.82)	(0:11.96)	(0:12.01)						
3	3	Use Your Illusion	2:03.42	0:27.67	61.5 (600-400)	0:23.97 [6]	0:12.05 [5]						
	(8)	Ben Thompson	1.9L (+1)	0:35.80	600-400 (0:11.82)	(0:11.93)	(0:12.05)						
4	9	Evade The Game	2:03.43	0:27.24	61.4 (1800-1600)	0:24.56 [1]	0:12.50 [1]						
	(6)	Ryan Maloney	1.9L (+4)	0:36.65	400-200 (0:12.07)	(0:12.07)	(0:12.50)						
5	10	Elysium	2:03.70	0:27.28	61.8 (600-400)	0:24.70 [2]	0:12.48 [2]						
	(3)	Daniel Moor	3.5L (+0)	0:36.57	600-400 (0:11.87)	(0:12.22)	(0:12.48)						
6	11	Bolero	2:03.98	0:27.80	61.3 (400-200)	0:24.41 [7]	0:12.35 [8]						
	(2)	Damien Boche	5.2L (+5)	0:36.34	600-400 (0:11.92)	(0:12.07)	(0:12.35)						
7	12	Montevecchio	2:04.08	0:27.46	61.1 (600-400)	0:24.38 [9]	0:12.44 [9]						
	(7)	Jaden Lloyd	15.5L (+3)	0:36.18	600-400 (0:11.80)	(0:11.94)	(0:12.44)						
8	5	Oval Office	2:04.48	0:27.56	61.2 (600-400)	0:25.17 [5]	0:12.89 [6]						
	(5)	Bella Youngberry	8.1L (+6)	0:37.05	600-400 (0:11.88)	(0:12.28)	(0:12.89)						
9	6	Sicilian Warrior	2:04.91	0:27.64	66.0 (600-400)	0:25.20 [10]	0:13.14 [10]						
	(9)	Angela Jones	28.7L (+2)	0:36.97	600-400 (0:11.77)	(0:12.00)	(0:13.14)						
10	8	Crimson Spirit	2:04.96	0:27.31	61.3 (800-600)	0:25.92 [3]	0:13.35 [7]						
	(4)	Olivia Kendal	11.0L (+7)	0:37.84	600-400 (0:11.92)	(0:12.57)	(0:13.35)						

Scratched: Tuki Twelve (#2), Brain Wave (#7)

Report Created: Mon 04 May 2026

(Note: Races are conducted over an approximate distance as close as possible to the advertised distance, and recorded data may vary accordingly. Official times refer to race times only and do not include handicap times.)

[ ] Position in running at each section and finish    TAB# Saddle cloth number  
 -:-:- No data available at this section                BAR# Barrier/Gate Position  
 NA No data available                                        DNF Did not finish  
 DNT Did not track    DT-W Distance travelled compared to winner in metres

Fastest split  
 Fastest section



Horse/Jockey Name	Certify/Jag Guthmann-Chester
Finish Rank	1
Fastest Section Time (Section)	0:11.80 (600-400)
Top Speed [km/h] (Section)	62.3 (200-0)
Race State	Finished



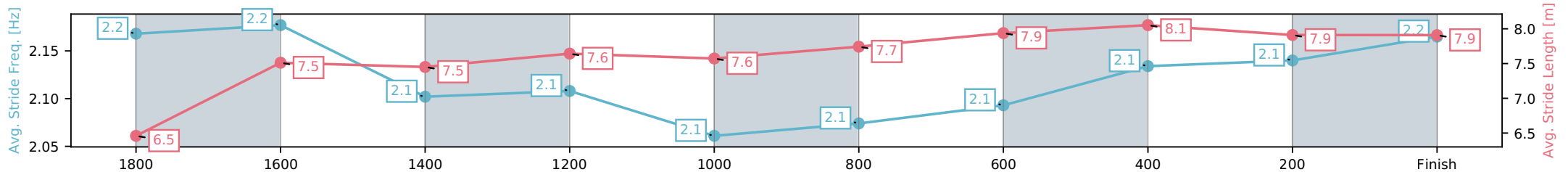
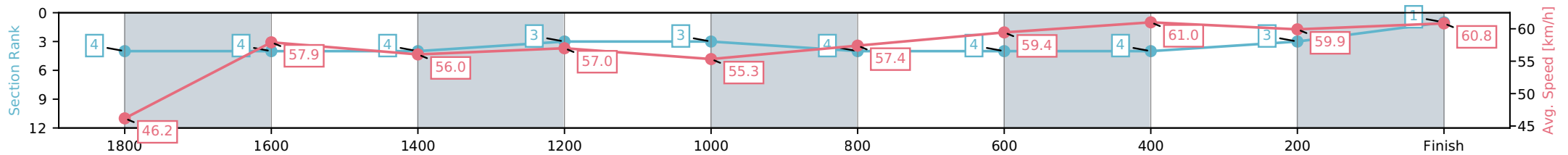
Ipswich QLD --Professional-2026-05-04  
 Race 4: HAPPY BIRTHDAY MATT SHARPE Class 1 Plate - 1950m

04 May 2026 - 2:05PM



Track Rating: Soft 5, Weather: Cloudy, Rail Position: True Entire Circuit

Section	L1950	L1800	L1600	L1400	L1200	L1000	L800	L600	L400	L200
Section Times	2:03.10 (0:11.81)	1:51.29 [4] (0:12.39)	1:38.91 [4] (0:12.85)	1:26.06 [3] (0:12.65)	1:13.41 [3] (0:13.05)	1:00.36 [4] (0:12.52)	0:47.84 [4] (0:12.11)	0:35.73 [4] (0:11.80)	0:23.92 [3] (0:12.07)	0:11.85 [1] (0:11.85)
Average Speed [km/h]	46.2	57.9	56.0	57.0	55.3	57.4	59.4	61.0	59.9	60.8
Top Speed [km/h]	58.7	59.3	58.7	58.9	55.9	58.1	60.8	61.5	61.1	62.3
Avg. Dist. to Rail [m]	3.3	0.5	0.4	0.2	0.8	0.6	0.3	0.2	1.2	0.6
Avg. Stride Freq. [Hz]	2.2	2.2	2.1	2.1	2.1	2.1	2.1	2.1	2.1	2.2
Avg. Stride Length [m]	6.5	7.5	7.5	7.6	7.6	7.7	7.9	8.1	7.9	7.9



- [ ] Ranking at each section and finish
- :-:- No data available at this section
- NA No data available

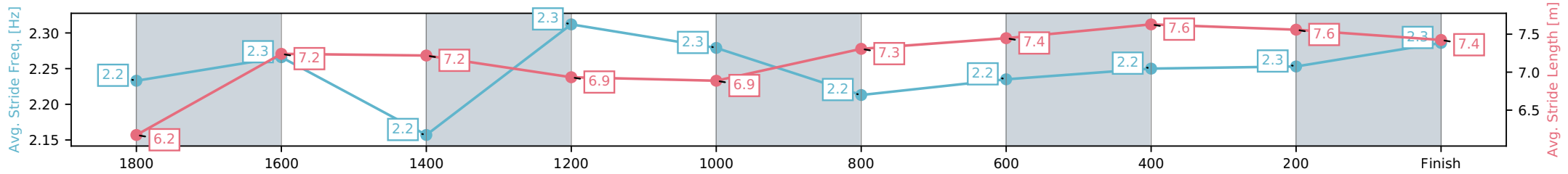
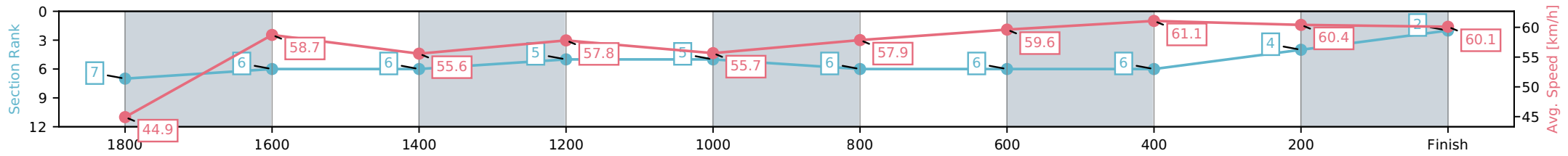
Horse/Jockey Name	Empire Of Art/Kyle Wilson-Taylor
Finish Rank	2
Fastest Section Time (Section)	0:11.82 (600-400)
Top Speed [km/h] (Section)	61.5 (600-400)
Race State	Finished



Ipswich QLD --Professional-2026-05-04  
 Race 4: HAPPY BIRTHDAY MATT SHARPE Class 1 Plate - 1950m  
 04 May 2026 - 2:05PM  
 Track Rating: Soft 5, Weather: Cloudy, Rail Position: True Entire Circuit



Section	L1950	L1800	L1600	L1400	L1200	L1000	L800	L600	L400	L200
Section Times	2:03.35 (0:12.03)	1:51.32 [6] (0:12.35)	1:38.96 [6] (0:12.96)	1:26.01 [5] (0:12.56)	1:13.44 [5] (0:13.05)	1:00.39 [6] (0:12.49)	0:47.90 [6] (0:12.12)	0:35.78 [6] (0:11.82)	0:23.97 [4] (0:11.96)	0:12.01 [2] (0:12.01)
Average Speed [km/h]	44.9	58.7	55.6	57.8	55.7	57.9	59.6	61.1	60.4	60.1
Top Speed [km/h]	59.1	59.8	58.1	58.3	56.9	58.5	61.0	61.5	61.0	60.8
Avg. Dist. to Rail [m]	9.4	2.5	2.7	2.4	3.4	2.1	2.3	2.6	0.5	2.6
Avg. Stride Freq. [Hz]	2.2	2.3	2.2	2.3	2.3	2.2	2.2	2.2	2.3	2.3
Avg. Stride Length [m]	6.2	7.2	7.2	6.9	6.9	7.3	7.4	7.6	7.6	7.4



[ ] Ranking at each section and finish  
 -:-:- No data available at this section  
 NA No data available

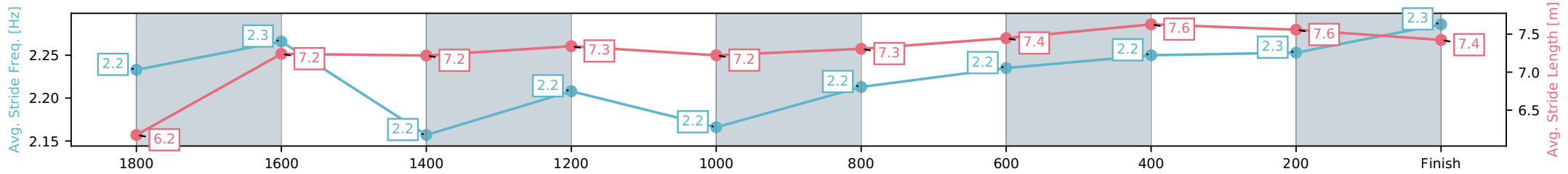
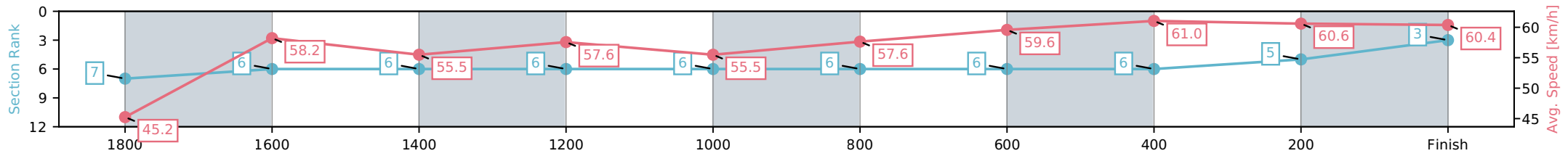
Horse/Jockey Name	Use Your Illusion/Ben Thompson
Finish Rank	3
Fastest Section Time (Section)	0:11.82 (600-400)
Top Speed [km/h] (Section)	61.5 (600-400)
Race State	Finished



Ipswich QLD --Professional-2026-05-04  
 Race 4: HAPPY BIRTHDAY MATT SHARPE Class 1 Plate - 1950m  
 04 May 2026 - 2:05PM  
 Track Rating: Soft 5, Weather: Cloudy, Rail Position: True Entire Circuit



Section	L1950	L1800	L1600	L1400	L1200	L1000	L800	L600	L400	L200
Section Times	2:03.42 (0:12.11)	1:51.31 [6] (0:12.34)	1:38.98 [6] (0:12.99)	1:25.99 [6] (0:12.54)	1:13.45 [6] (0:13.05)	1:00.40 [6] (0:12.49)	0:47.91 [6] (0:12.12)	0:35.80 [6] (0:11.82)	0:23.97 [5] (0:11.93)	0:12.05 [3] (0:12.05)
Average Speed [km/h]	45.2	58.2	55.5	57.6	55.5	57.6	59.6	61.0	60.6	60.4
Top Speed [km/h]	59.1	59.8	58.1	59.0	56.1	58.5	61.0	61.5	61.0	60.8
Avg. Dist. to Rail [m]	8.4	0.5	0.7	0.6	1.4	0.6	0.8	0.6	1.5	1.1
Avg. Stride Freq. [Hz]	2.2	2.3	2.2	2.2	2.2	2.2	2.2	2.2	2.3	2.3
Avg. Stride Length [m]	6.2	7.2	7.2	7.3	7.2	7.3	7.4	7.6	7.6	7.4



[ ] Ranking at each section and finish  
 -.-.- No data available at this section  
 NA No data available

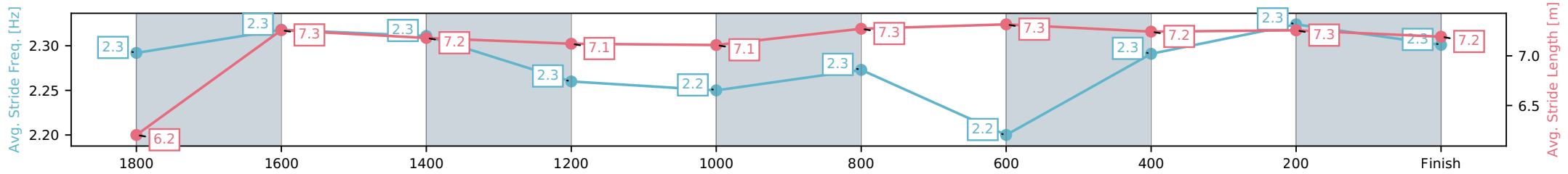
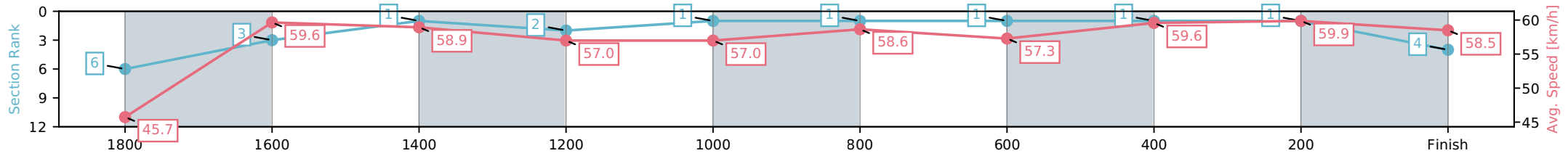
Horse/Jockey Name	Evade The Game/Ryan Maloney
Finish Rank	4
Fastest Section Time (Section)	0:12.07 (400-200)
Top Speed [km/h] (Section)	61.4 (1800-1600)
Race State	Finished



Ipswich QLD --Professional-2026-05-04  
 Race 4: HAPPY BIRTHDAY MATT SHARPE Class 1 Plate - 1950m  
 04 May 2026 - 2:05PM  
 Track Rating: Soft 5, Weather: Cloudy, Rail Position: True Entire Circuit



Section	L1950	L1800	L1600	L1400	L1200	L1000	L800	L600	L400	L200
Section Times	2:03.43 (0:11.94)	1:51.48 [3] (0:12.20)	1:39.29 [1] (0:12.27)	1:27.01 [2] (0:12.73)	1:14.28 [1] (0:12.76)	1:01.52 [1] (0:12.28)	0:49.25 [1] (0:12.60)	0:36.65 [1] (0:12.08)	0:24.56 [1] (0:12.07)	0:12.50 [4] (0:12.50)
Average Speed [km/h]	45.7	59.6	58.9	57.0	57.0	58.6	57.3	59.6	59.9	58.5
Top Speed [km/h]	58.3	61.4	59.2	58.0	59.1	59.6	57.4	60.6	60.5	59.9
Avg. Dist. to Rail [m]	8.4	1.6	1.9	1.6	2.5	1.3	0.5	0.3	1.2	1.5
Avg. Stride Freq. [Hz]	2.3	2.3	2.3	2.3	2.2	2.3	2.2	2.3	2.3	2.3
Avg. Stride Length [m]	6.2	7.3	7.2	7.1	7.1	7.3	7.3	7.2	7.3	7.2



[ ] Ranking at each section and finish  
 -.-.- No data available at this section  
 NA No data available

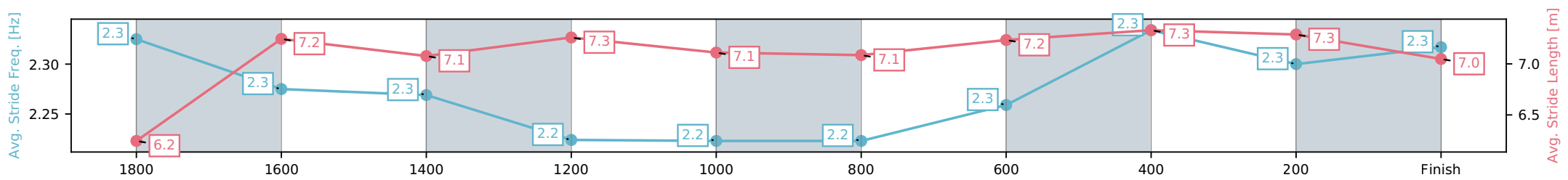
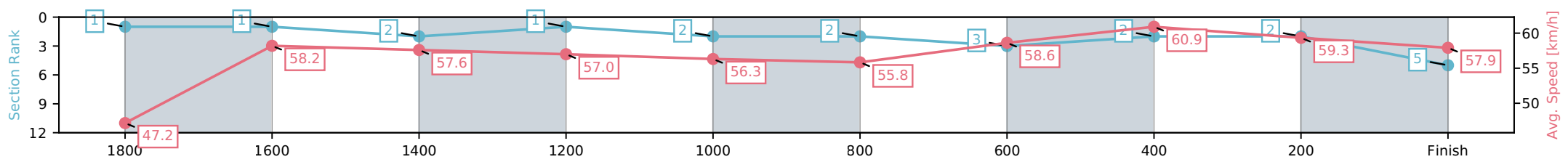
Horse/Jockey Name	Elysium/Daniel Moor
Finish Rank	5
Fastest Section Time (Section)	0:11.87 (600-400)
Top Speed [km/h] (Section)	61.8 (600-400)
Race State	Finished



Ipswich QLD --Professional-2026-05-04  
 Race 4: HAPPY BIRTHDAY MATT SHARPE Class 1 Plate - 1950m  
 04 May 2026 - 2:05PM  
 Track Rating: Soft 5, Weather: Cloudy, Rail Position: True Entire Circuit



Section	L1950	L1800	L1600	L1400	L1200	L1000	L800	L600	L400	L200
Section Times	2:03.70 (0:11.54)	1:52.16 [1] (0:12.38)	1:39.79 [2] (0:12.53)	1:27.26 [1] (0:12.66)	1:14.60 [2] (0:12.84)	1:01.76 [2] (0:12.89)	0:48.87 [3] (0:12.31)	0:36.57 [2] (0:11.87)	0:24.70 [2] (0:12.22)	0:12.48 [5] (0:12.48)
Average Speed [km/h]	47.2	58.2	57.6	57.0	56.3	55.8	58.6	60.9	59.3	57.9
Top Speed [km/h]	59.3	60.5	60.2	59.3	57.4	56.5	59.8	61.8	60.5	59.3
Avg. Dist. to Rail [m]	7.2	0.8	1.4	0.7	0.9	0.8	0.5	1.1	2.1	1.7
Avg. Stride Freq. [Hz]	2.3	2.3	2.3	2.2	2.2	2.2	2.3	2.3	2.3	2.3
Avg. Stride Length [m]	6.2	7.2	7.1	7.3	7.1	7.1	7.2	7.3	7.3	7.0



[ ] Ranking at each section and finish  
 -:-:- No data available at this section  
 NA No data available

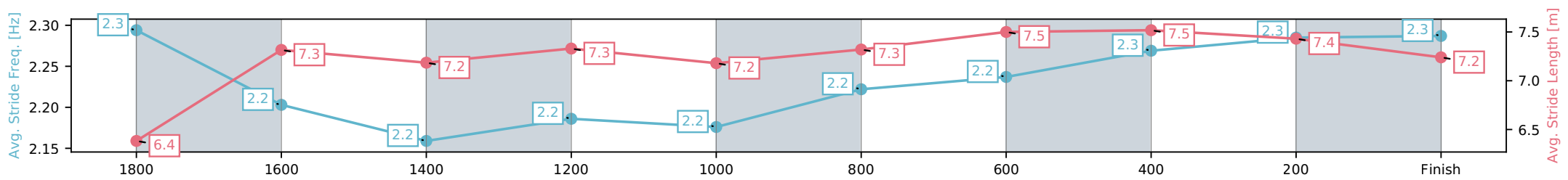
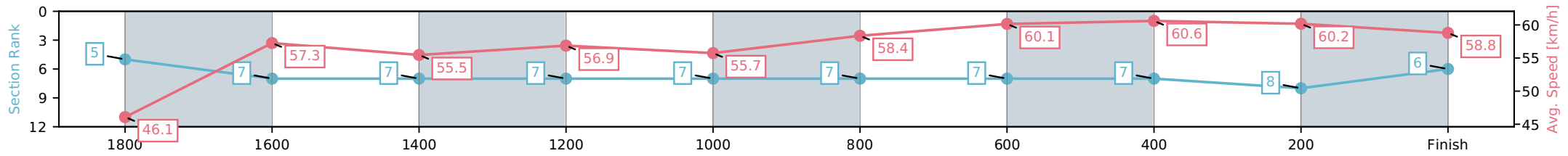
Horse/Jockey Name	Bolero/Damien Boche
Finish Rank	6
Fastest Section Time (Section)	0:11.92 (600-400)
Top Speed [km/h] (Section)	61.3 (400-200)
Race State	Finished



Ipswich QLD --Professional-2026-05-04  
 Race 4: HAPPY BIRTHDAY MATT SHARPE Class 1 Plate - 1950m  
 04 May 2026 - 2:05PM  
 Track Rating: Soft 5, Weather: Cloudy, Rail Position: True Entire Circuit



Section	L1950	L1800	L1600	L1400	L1200	L1000	L800	L600	L400	L200
Section Times	2:03.98 (0:11.87)	1:52.11 [7] (0:12.59)	1:39.52 [7] (0:13.02)	1:26.50 [7] (0:12.74)	1:13.76 [7] (0:13.05)	1:00.71 [7] (0:12.35)	0:48.36 [7] (0:12.03)	0:36.33 [7] (0:11.92)	0:24.41 [8] (0:12.07)	0:12.35 [6] (0:12.35)
Average Speed [km/h]	46.1	57.3	55.5	56.9	55.7	58.4	60.1	60.6	60.2	58.8
Top Speed [km/h]	59.7	60.8	58.2	59.0	57.2	59.0	61.3	61.3	61.3	59.7
Avg. Dist. to Rail [m]	5.4	0.7	1.7	1.5	2.2	1.1	1.5	1.0	3.1	5.6
Avg. Stride Freq. [Hz]	2.3	2.2	2.2	2.2	2.2	2.2	2.2	2.3	2.3	2.3
Avg. Stride Length [m]	6.4	7.3	7.2	7.3	7.2	7.3	7.5	7.5	7.4	7.2



[ ] Ranking at each section and finish  
 -:-:- No data available at this section  
 NA No data available

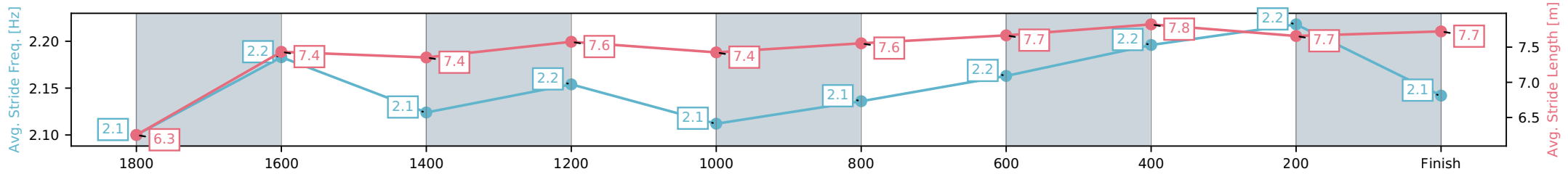
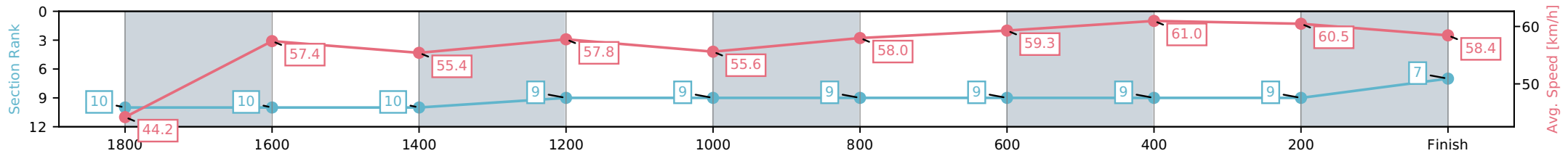
Horse/Jockey Name	Montevecchio/Jaden Lloyd
Finish Rank	7
Fastest Section Time (Section)	0:11.80 (600-400)
Top Speed [km/h] (Section)	61.1 (600-400)
Race State	Finished



Ipswich QLD --Professional-2026-05-04  
 Race 4: HAPPY BIRTHDAY MATT SHARPE Class 1 Plate - 1950m  
 04 May 2026 - 2:05PM  
 Track Rating: Soft 5, Weather: Cloudy, Rail Position: True Entire Circuit



Section	L1950	L1800	L1600	L1400	L1200	L1000	L800	L600	L400	L200
Section Times	2:04.08 (0:12.40)	1:51.68 [10] (0:12.47)	1:39.21 [10] (0:13.01)	1:26.20 [9] (0:12.46)	1:13.74 [9] (0:13.03)	1:00.71 [9] (0:12.38)	0:48.33 [9] (0:12.15)	0:36.18 [9] (0:11.80)	0:24.38 [9] (0:11.94)	0:12.44 [7] (0:12.44)
Average Speed [km/h]	44.2	57.4	55.4	57.8	55.6	58.0	59.3	61.0	60.5	58.4
Top Speed [km/h]	58.8	59.4	56.6	59.3	56.2	58.9	60.9	61.1	61.0	60.8
Avg. Dist. to Rail [m]	7.5	0.7	0.4	0.2	1.0	0.6	0.3	0.2	1.2	2.0
Avg. Stride Freq. [Hz]	2.1	2.2	2.1	2.2	2.1	2.1	2.2	2.2	2.2	2.1
Avg. Stride Length [m]	6.3	7.4	7.4	7.6	7.4	7.6	7.7	7.8	7.7	7.7



[ ] Ranking at each section and finish  
 -:-:- No data available at this section  
 NA No data available

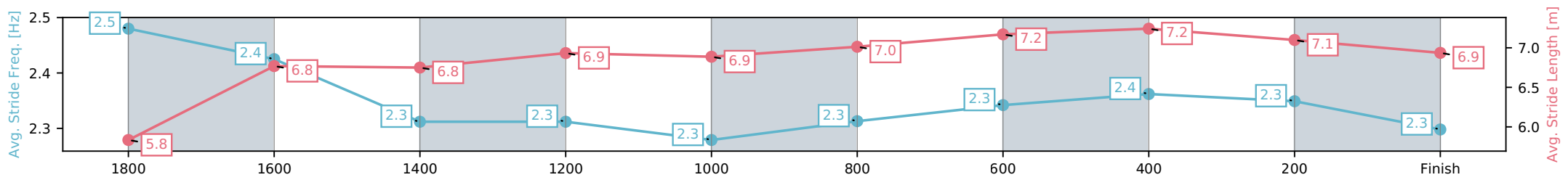
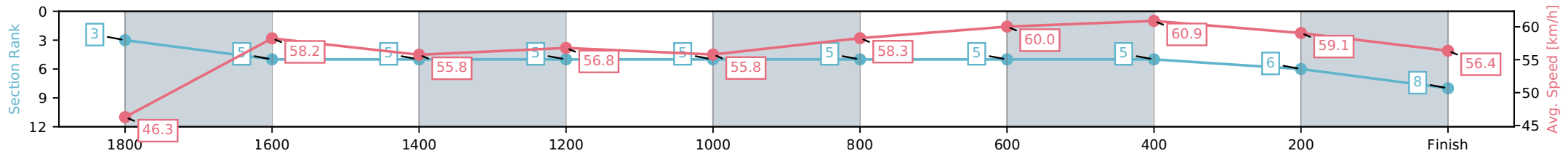
Horse/Jockey Name	Oval Office/Bella Youngberry
Finish Rank	8
Fastest Section Time (Section)	0:11.88 (600-400)
Top Speed [km/h] (Section)	61.2 (600-400)
Race State	Finished



Ipswich QLD --Professional-2026-05-04  
 Race 4: HAPPY BIRTHDAY MATT SHARPE Class 1 Plate - 1950m  
 04 May 2026 - 2:05PM  
 Track Rating: Soft 5, Weather: Cloudy, Rail Position: True Entire Circuit



Section	L1950	L1800	L1600	L1400	L1200	L1000	L800	L600	L400	L200
Section Times	2:04.48 (0:11.79)	1:52.69 [5] (0:12.42)	1:40.27 [5] (0:12.95)	1:27.32 [5] (0:12.79)	1:14.53 [5] (0:13.02)	1:01.50 [5] (0:12.38)	0:49.12 [5] (0:12.07)	0:37.05 [5] (0:11.88)	0:25.17 [6] (0:12.28)	0:12.89 [8] (0:12.89)
Average Speed [km/h]	46.3	58.2	55.8	56.8	55.8	58.3	60.0	60.9	59.1	56.4
Top Speed [km/h]	60.8	60.7	58.2	58.3	56.9	59.3	60.8	61.2	60.6	58.1
Avg. Dist. to Rail [m]	7.8	1.1	1.7	1.9	2.4	1.2	1.4	1.3	2.5	3.1
Avg. Stride Freq. [Hz]	2.5	2.4	2.3	2.3	2.3	2.3	2.3	2.4	2.3	2.3
Avg. Stride Length [m]	5.8	6.8	6.8	6.9	6.9	7.0	7.2	7.2	7.1	6.9



[ ] Ranking at each section and finish  
 -:-:- No data available at this section  
 NA No data available

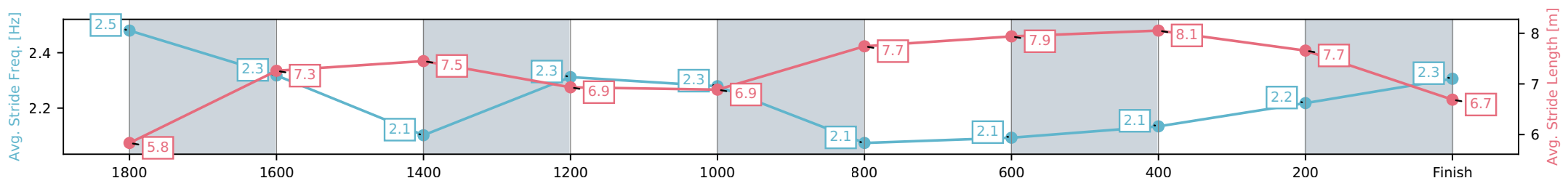
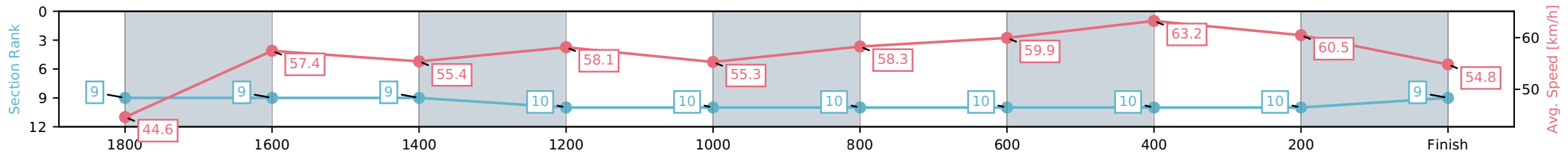
Horse/Jockey Name	Sicilian Warrior/Angela Jones
Finish Rank	9
Fastest Section Time (Section)	0:11.77 (600-400)
Top Speed [km/h] (Section)	66.0 (600-400)
Race State	Finished



Ipswich QLD --Professional-2026-05-04  
 Race 4: HAPPY BIRTHDAY MATT SHARPE Class 1 Plate - 1950m  
 04 May 2026 - 2:05PM  
 Track Rating: Soft 5, Weather: Cloudy, Rail Position: True Entire Circuit



Section	L1950	L1800	L1600	L1400	L1200	L1000	L800	L600	L400	L200
Section Times	2:04.91 (0:12.22)	1:52.69 [9] (0:12.49)	1:40.21 [9] (0:13.15)	1:27.06 [10] (0:12.60)	1:14.46 [10] (0:13.07)	1:01.39 [10] (0:12.41)	0:48.98 [10] (0:12.01)	0:36.97 [10] (0:11.77)	0:25.20 [10] (0:12.00)	0:13.14 [9] (0:13.14)
Average Speed [km/h]	44.6	57.4	55.4	58.1	55.3	58.3	59.9	63.2	60.5	54.8
Top Speed [km/h]	59.4	62.5	59.1	62.4	58.9	62.9	64.2	66.0	61.0	59.4
Avg. Dist. to Rail [m]	5.0	0.8	1.5	1.0	1.9	0.9	1.0	1.0	2.5	1.5
Avg. Stride Freq. [Hz]	2.5	2.3	2.1	2.3	2.3	2.1	2.1	2.1	2.2	2.3
Avg. Stride Length [m]	5.8	7.3	7.5	6.9	6.9	7.7	7.9	8.1	7.7	6.7



[ ] Ranking at each section and finish  
 -:-:- No data available at this section  
 NA No data available

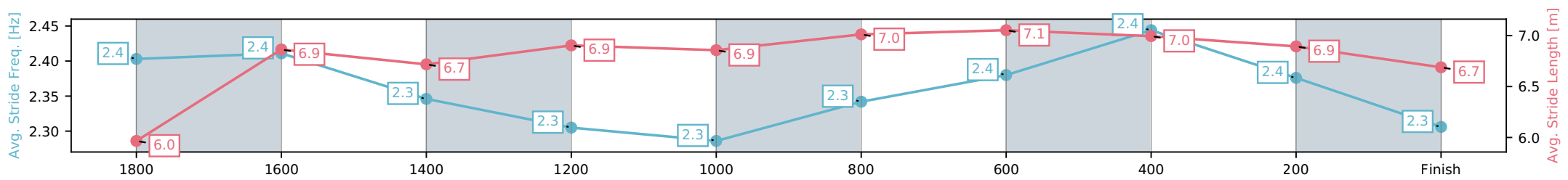
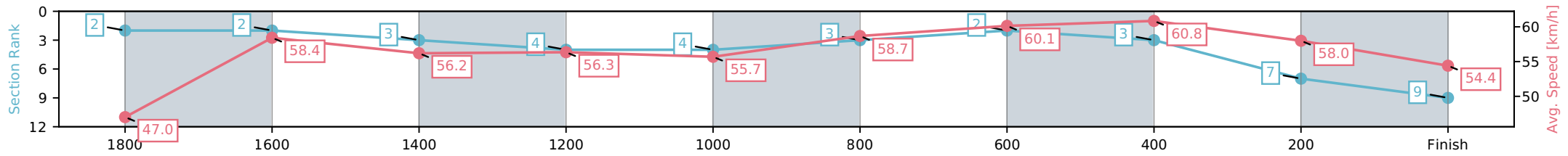
Horse/Jockey Name	Crimson Spirit/Olivia Kendal
Finish Rank	10
Fastest Section Time (Section)	0:11.92 (600-400)
Top Speed [km/h] (Section)	61.3 (800-600)
Race State	Finished



Ipswich QLD --Professional-2026-05-04  
 Race 4: HAPPY BIRTHDAY MATT SHARPE Class 1 Plate - 1950m  
 04 May 2026 - 2:05PM  
 Track Rating: Soft 5, Weather: Cloudy, Rail Position: True Entire Circuit



Section	L1950	L1800	L1600	L1400	L1200	L1000	L800	L600	L400	L200
Section Times	2:04.96 (0:11.61)	1:53.35 [2] (0:12.41)	1:40.93 [3] (0:12.85)	1:28.08 [4] (0:12.85)	1:15.23 [4] (0:13.05)	1:02.18 [3] (0:12.29)	0:49.89 [2] (0:12.05)	0:37.84 [3] (0:11.92)	0:25.92 [7] (0:12.57)	0:13.35 [9] (0:13.35)
Average Speed [km/h]	47.0	58.4	56.2	56.3	55.7	58.7	60.1	60.8	58.0	54.4
Top Speed [km/h]	60.5	60.4	58.0	58.0	56.6	59.4	61.3	61.3	60.5	56.4
Avg. Dist. to Rail [m]	8.6	1.6	1.6	1.7	2.0	1.1	1.7	1.9	3.5	3.8
Avg. Stride Freq. [Hz]	2.4	2.4	2.3	2.3	2.3	2.3	2.4	2.4	2.4	2.3
Avg. Stride Length [m]	6.0	6.9	6.7	6.9	6.9	7.0	7.1	7.0	6.9	6.7



[ ] Ranking at each section and finish  
 -:-:- No data available at this section  
 NA No data available



# Ipswich QLD

Race 5: BARRIER REEF POOLS BENCHMARK 68 Handicap - 2150m

04 May 2026 - 2:40PM

Track Rating: Soft 5, Weather: Cloudy, Rail Position: True Entire Circuit



Field Times (Race Tempo)      2:13.97 (0:11.60)    2:02.37 (0:11.31)    1:51.06 (0:12.15)    1:38.91 (0:12.99)    1:25.92 (0:12.88)    1:13.04 (0:12.79)    1:00.25 (0:12.45)    0:47.80 (0:12.05)

Rank	TAB#	Horse	Overall Time	First 400m	Top Speed km/h (Section)	L2150	L2000	L1800	L1600	L1400	L1200	L1000	L800
	(BAR#)	Jockey	Margin (DT-W)	Last 600m	Fastest Section (Time)	Start - 2000	2000 - 1800	1800 - 1600	1600 - 1400	1400 - 1200	1200 - 1000	1000 - 800	800 - 600
1	2	Chillaxing	2:13.97	0:26.13	63.6 (2000-1800)	2:13.97	2:02.30 [2]	1:50.78 [3]	1:38.58 [3]	1:25.62 [3]	1:12.72 [3]	0:59.89 [3]	0:47.44 [3]
	(4)	Daniel Moor		0:35.45	2000-1800 (0:11.52)	(0:11.67)	(0:11.52)	(0:12.20)	(0:12.96)	(0:12.90)	(0:12.82)	(0:12.45)	(0:12.00)
2	8	Heavenly Love	2:14.75	0:26.50	62.3 (2000-1800)	2:14.75	2:02.92 [4]	1:51.20 [5]	1:39.07 [5]	1:26.18 [4]	1:13.25 [4]	1:00.41 [4]	0:47.95 [4]
	(2)	Damien Boche	4.6L (+0)	0:36.12	2000-1800 (0:11.72)	(0:11.83)	(0:11.72)	(0:12.13)	(0:12.88)	(0:12.94)	(0:12.84)	(0:12.45)	(0:11.84)
3	1	Yukanuma	2:14.76	0:25.79	64.1 (2000-1800)	2:14.76	2:03.16 [1]	1:51.85 [1]	1:39.70 [1]	1:26.71 [1]	1:13.83 [1]	1:01.04 [1]	0:48.59 [1]
	(7)	Dylan Turner	4.6L (+1)	0:36.53	2000-1800 (0:11.31)	(0:11.60)	(0:11.31)	(0:12.15)	(0:12.99)	(0:12.88)	(0:12.80)	(0:12.45)	(0:12.05)
4	4	Trump Card	2:14.91	0:26.75	63.4 (2000-1800)	2:14.91	2:02.91 [7]	1:51.27 [6]	1:38.92 [7]	1:26.00 [6]	1:13.02 [6]	1:00.23 [5]	0:47.66 [6]
	(9)	Jag Guthmann-Chester	5.5L (+0)	0:35.73	2000-1800 (0:11.64)	(0:12.00)	(0:11.64)	(0:12.35)	(0:12.92)	(0:12.99)	(0:12.78)	(0:12.57)	(0:11.93)
5	7	Sacred Bull	2:14.93	0:26.90	63.5 (600-400)	2:14.93	2:02.86 [8]	1:51.02 [8]	1:38.71 [8]	1:25.64 [8]	1:12.75 [8]	1:00.02 [8]	0:47.57 [7]
	(5)	Ben Thompson	5.7L (+1)	0:35.73	600-400 (0:11.64)	(0:12.08)	(0:11.83)	(0:12.31)	(0:13.07)	(0:12.89)	(0:12.73)	(0:12.45)	(0:11.84)
6	5	Vermilion Kirin	2:15.16	0:26.13	63.2 (2000-1800)	2:15.16	2:03.47 [3]	1:51.99 [2]	1:39.94 [2]	1:27.01 [2]	1:14.09 [2]	1:01.29 [2]	0:48.86 [2]
	(3)	Georgina Cartwright	7.0L (+2)	0:36.76	2000-1800 (0:11.49)	(0:11.69)	(0:11.49)	(0:12.05)	(0:12.93)	(0:12.92)	(0:12.81)	(0:12.42)	(0:12.10)
7	9	Waverley	2:15.22	0:26.66	62.3 (600-400)	2:15.22	2:03.27 [6]	1:51.53 [7]	1:39.34 [6]	1:26.13 [7]	1:13.15 [7]	1:00.33 [7]	0:47.85 [8]
	(6)	Taylor Marshall	7.3L (+0)	0:36.02	600-400 (0:11.73)	(0:11.95)	(0:11.75)	(0:12.19)	(0:13.21)	(0:12.98)	(0:12.82)	(0:12.48)	(0:11.83)
8	12	Medical Autocrat	2:15.26	0:26.41	62.8 (2000-1800)	2:15.26	2:03.39 [5]	1:51.79 [4]	1:39.62 [4]	1:26.44 [5]	1:13.45 [5]	1:00.57 [6]	0:48.11 [5]
	(1)	Corey Sutherland	7.6L (+0)	0:36.17	2000-1800 (0:11.60)	(0:11.87)	(0:11.60)	(0:12.17)	(0:13.19)	(0:12.99)	(0:12.88)	(0:12.46)	(0:11.93)
9	11	Amalgamation	2:15.48	0:27.14	63.5 (800-600)	2:15.48	2:03.23 [9]	1:51.30 [9]	1:38.98 [9]	1:25.92 [9]	1:13.04 [9]	1:00.24 [9]	0:47.85 [9]
	(8)	Benjamin Osmond	8.9L (+6)	0:36.21	800-600 (0:11.64)	(0:12.25)	(0:11.92)	(0:12.33)	(0:13.06)	(0:12.87)	(0:12.80)	(0:12.39)	(0:11.64)

Scratched: Grey Northern (#3), Kiroro Peak (#6), Forty Times (#10)

Report Created: Mon 04 May 2026

(Note: Races are conducted over an approximate distance as close as possible to the advertised distance, and recorded data may vary accordingly. Official times refer to race times only and do not include handicap times.)

[ ] Position in running at each section and finish    TAB# Saddle cloth number

Fastest split

-:--:-- No data available at this section

BAR# Barrier/Gate Position

Fastest section

NA No data available

DNF Did not finish

DNT Did not track

DT-W Distance travelled compared to winner in metres



# Ipswich QLD

Race 5: BARRIER REEF POOLS BENCHMARK 68 Handicap - 2150m

04 May 2026 - 2:40PM

Track Rating: Soft 5, Weather: Cloudy, Rail Position: True Entire Circuit



Field Times (Race Tempo)      0:35.75 (0:11.81)      0:23.93 (0:12.10)      0:11.84 (0:11.84)

Rank	TAB#	Horse	Overall Time	First 400m	Top Speed km/h (Section)	L600	L400	L200					
	(BAR#)	Jockey	Margin (DT-W)	Last 600m	Fastest Section (Time)	600 - 400	400 - 200	200 - Finish					
1	2	Chillaxing	2:13.97	0:26.13	63.6 (2000-1800)	0:35.44 [3]	0:23.68 [3]	0:11.84 [1]					
	(4)	Daniel Moor		0:35.45	2000-1800 (0:11.52)	(0:11.77)	(0:11.84)	(0:11.84)					
2	8	Heavenly Love	2:14.75	0:26.50	62.3 (2000-1800)	0:36.12 [4]	0:24.29 [4]	0:12.29 [4]					
	(2)	Damien Boche	4.6L (+0)	0:36.12	2000-1800 (0:11.72)	(0:11.82)	(0:12.01)	(0:12.29)					
3	1	Yukanuma	2:14.76	0:25.79	64.1 (2000-1800)	0:36.54 [1]	0:24.72 [1]	0:12.58 [2]					
	(7)	Dylan Turner	4.6L (+1)	0:36.53	2000-1800 (0:11.31)	(0:11.81)	(0:12.14)	(0:12.58)					
4	4	Trump Card	2:14.91	0:26.75	63.4 (2000-1800)	0:35.73 [6]	0:23.97 [8]	0:11.95 [7]					
	(9)	Jag Guthmann-Chester	5.5L (+0)	0:35.73	2000-1800 (0:11.64)	(0:11.76)	(0:12.02)	(0:11.95)					
5	7	Sacred Bull	2:14.93	0:26.90	63.5 (600-400)	0:35.73 [7]	0:24.09 [5]	0:12.19 [5]					
	(5)	Ben Thompson	5.7L (+1)	0:35.73	600-400 (0:11.64)	(0:11.64)	(0:11.90)	(0:12.19)					
6	5	Vermilion Kirin	2:15.16	0:26.13	63.2 (2000-1800)	0:36.76 [2]	0:24.92 [2]	0:12.76 [3]					
	(3)	Georgina Cartwright	7.0L (+2)	0:36.76	2000-1800 (0:11.49)	(0:11.84)	(0:12.16)	(0:12.76)					
7	9	Waverley	2:15.22	0:26.66	62.3 (600-400)	0:36.02 [8]	0:24.29 [7]	0:12.22 [8]					
	(6)	Taylor Marshall	7.3L (+0)	0:36.02	600-400 (0:11.73)	(0:11.73)	(0:12.07)	(0:12.22)					
8	12	Medical Autocrat	2:15.26	0:26.41	62.8 (2000-1800)	0:36.18 [5]	0:24.41 [6]	0:12.33 [6]					
	(1)	Corey Sutherland	7.6L (+0)	0:36.17	2000-1800 (0:11.60)	(0:11.77)	(0:12.07)	(0:12.33)					
9	11	Amalgamation	2:15.48	0:27.14	63.5 (800-600)	0:36.21 [9]	0:24.40 [9]	0:12.24 [9]					
	(8)	Benjamin Osmond	8.9L (+6)	0:36.21	800-600 (0:11.64)	(0:11.81)	(0:12.16)	(0:12.24)					

Scratched: Grey Northern (#3), Kiroro Peak (#6), Forty Times (#10)

Report Created: Mon 04 May 2026

(Note: Races are conducted over an approximate distance as close as possible to the advertised distance, and recorded data may vary accordingly. Official times refer to race times only and do not include handicap times.)

[ ] Position in running at each section and finish      TAB#      Saddle cloth number

Fastest split

-:--:-- No data available at this section

BAR#      Barrier/Gate Position

Fastest section

NA      No data available

DNF      Did not finish

DNT      Did not track

DT-W      Distance travelled compared to winner in metres

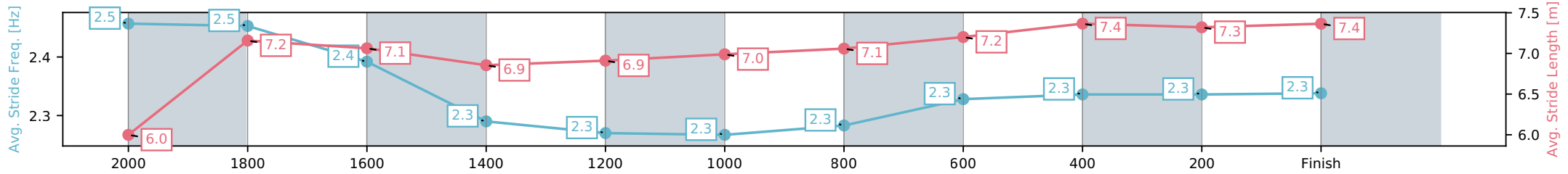
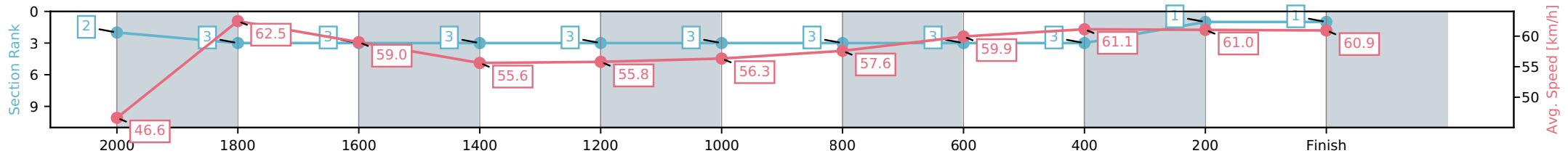
Horse/Jockey Name	Chillaxing/Daniel Moor
Finish Rank	1
Fastest Section Time (Section)	0:11.52 (2000-1800)
Top Speed [km/h] (Section)	63.6 (2000-1800)
Race State	Finished



Ipswich QLD --Professional-2026-05-04  
 Race 5: BARRIER REEF POOLS BENCHMARK 68 Handicap - 2150m  
 04 May 2026 - 2:40PM  
 Track Rating: Soft 5, Weather: Cloudy, Rail Position: True Entire Circuit



Section	L2150	L2000	L1800	L1600	L1400	L1200	L1000	L800	L600	L400	L200
Section Times	2:13.97 (0:11.67)	2:02.30 [3] (0:11.52)	1:50.78 [3] (0:12.20)	1:38.58 [3] (0:12.96)	1:25.62 [3] (0:12.90)	1:12.72 [3] (0:12.82)	0:59.89 [3] (0:12.45)	0:47.44 [3] (0:12.00)	0:35.44 [3] (0:11.77)	0:23.68 [1] (0:11.84)	0:11.84 [1] (0:11.84)
Average Speed [km/h]	46.6	62.5	59.0	55.6	55.8	56.3	57.6	59.9	61.1	61.0	60.9
Top Speed [km/h]	61.1	63.6	61.4	56.6	56.9	56.7	58.4	61.2	61.6	62.1	61.7
Avg. Dist. to Rail [m]	7.3	2.1	0.3	0.3	0.2	0.8	0.8	0.3	0.4	1.5	2.3
Avg. Stride Freq. [Hz]	2.5	2.5	2.4	2.3	2.3	2.3	2.3	2.3	2.3	2.3	2.3
Avg. Stride Length [m]	6.0	7.2	7.1	6.9	6.9	7.0	7.1	7.2	7.4	7.3	7.4



[ ] Ranking at each section and finish  
 -.-.- No data available at this section  
 NA No data available

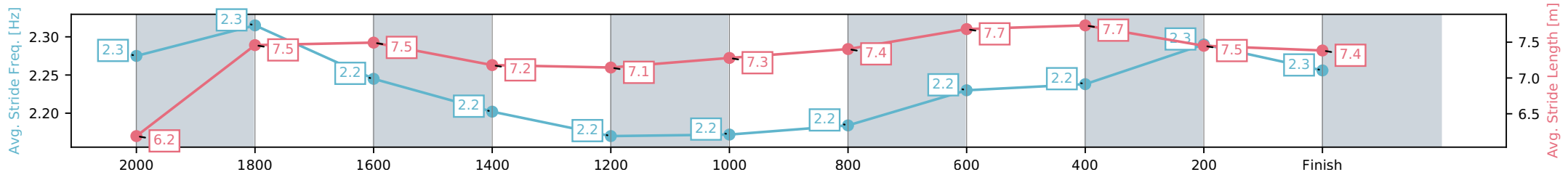
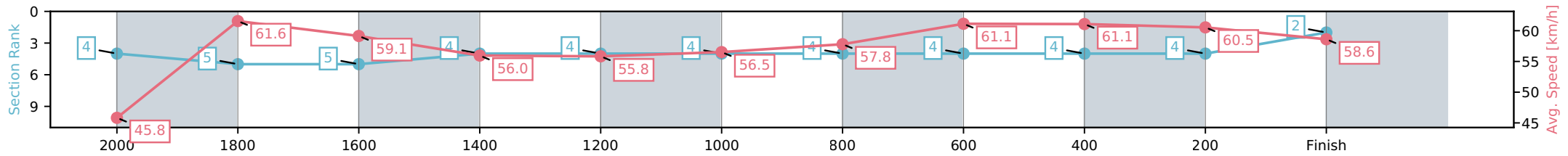
Horse/Jockey Name	Heavenly Love/Damien Boche
Finish Rank	2
Fastest Section Time (Section)	0:11.72 (2000-1800)
Top Speed [km/h] (Section)	62.3 (2000-1800)
Race State	Finished



Ipswich QLD --Professional-2026-05-04  
 Race 5: BARRIER REEF POOLS BENCHMARK 68 Handicap - 2150m  
 04 May 2026 - 2:40PM  
 Track Rating: Soft 5, Weather: Cloudy, Rail Position: True Entire Circuit



Section	L2150	L2000	L1800	L1600	L1400	L1200	L1000	L800	L600	L400	L200
Section Times	2:14.75 (0:11.83)	2:02.92 [5] (0:11.72)	1:51.20 [5] (0:12.13)	1:39.07 [4] (0:12.88)	1:26.18 [4] (0:12.94)	1:13.25 [4] (0:12.84)	1:00.41 [4] (0:12.45)	0:47.95 [4] (0:11.84)	0:36.12 [4] (0:11.82)	0:24.29 [4] (0:12.01)	0:12.29 [2] (0:12.29)
Average Speed [km/h]	45.8	61.6	59.1	56.0	55.8	56.5	57.8	61.1	61.1	60.5	58.6
Top Speed [km/h]	60.8	62.3	60.9	57.5	56.7	57.1	59.0	62.0	61.9	61.5	60.2
Avg. Dist. to Rail [m]	5.4	1.9	0.5	0.7	1.0	1.8	0.6	0.9	0.8	3.7	3.2
Avg. Stride Freq. [Hz]	2.3	2.3	2.2	2.2	2.2	2.2	2.2	2.2	2.2	2.3	2.3
Avg. Stride Length [m]	6.2	7.5	7.5	7.2	7.1	7.3	7.4	7.7	7.7	7.5	7.4



[ ] Ranking at each section and finish  
 -.-.- No data available at this section  
 NA No data available

Horse/Jockey Name	Yukanuma/Dylan Turner
Finish Rank	3
Fastest Section Time (Section)	0:11.31 (2000-1800)
Top Speed [km/h] (Section)	64.1 (2000-1800)
Race State	Finished



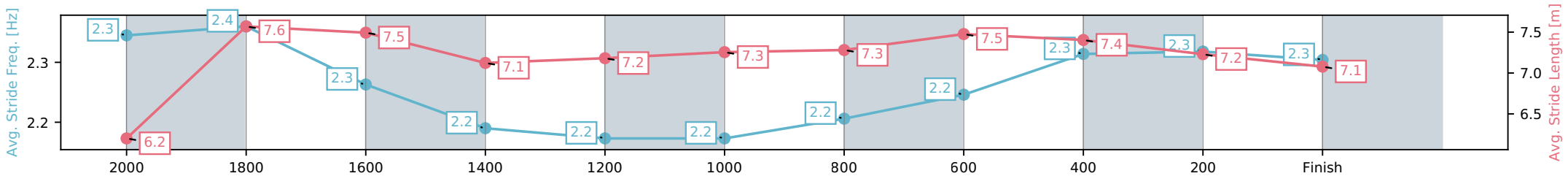
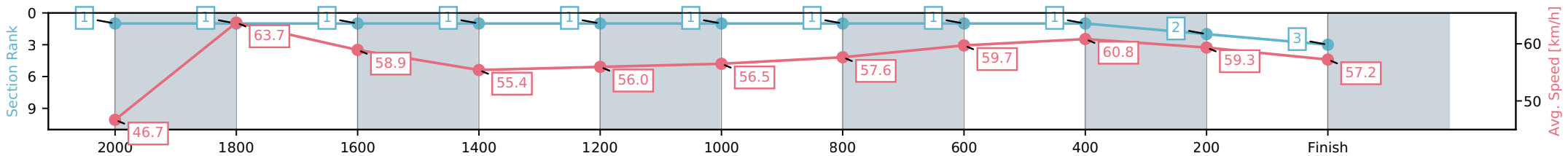
Ipswich QLD --Professional-2026-05-04  
 Race 5: BARRIER REEF POOLS BENCHMARK 68 Handicap - 2150m

04 May 2026 - 2:40PM



Track Rating: Soft 5, Weather: Cloudy, Rail Position: True Entire Circuit

Section	L2150	L2000	L1800	L1600	L1400	L1200	L1000	L800	L600	L400	L200
Section Times	2:14.76 (0:11.60)	2:03.16 [1] (0:11.31)	1:51.85 [1] (0:12.15)	1:39.70 [1] (0:12.99)	1:26.71 [1] (0:12.88)	1:13.83 [1] (0:12.80)	1:01.04 [1] (0:12.45)	0:48.59 [1] (0:12.05)	0:36.54 [1] (0:11.81)	0:24.72 [2] (0:12.14)	0:12.58 [3] (0:12.58)
Average Speed [km/h]	46.7	63.7	58.9	55.4	56.0	56.5	57.6	59.7	60.8	59.3	57.2
Top Speed [km/h]	62.3	64.1	63.3	56.3	56.2	56.8	58.8	60.4	61.2	60.8	59.2
Avg. Dist. to Rail [m]	9.3	3.2	0.7	0.2	0.2	1.0	0.8	0.3	0.4	0.7	0.6
Avg. Stride Freq. [Hz]	2.3	2.4	2.3	2.2	2.2	2.2	2.2	2.2	2.2	2.3	2.3
Avg. Stride Length [m]	6.2	7.6	7.5	7.1	7.2	7.3	7.3	7.5	7.4	7.2	7.1



- [ ] Ranking at each section and finish
- :-:- No data available at this section
- NA No data available

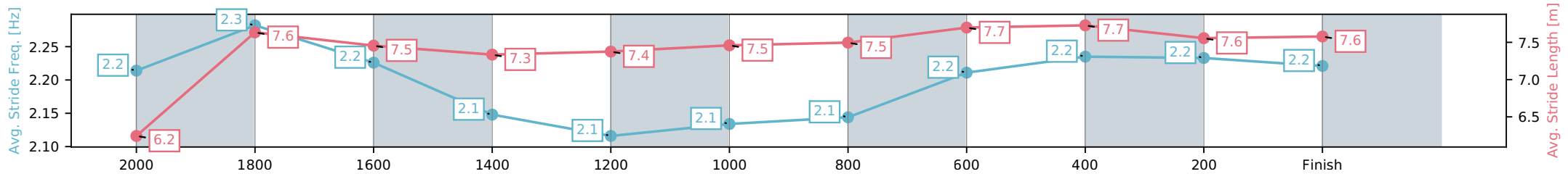
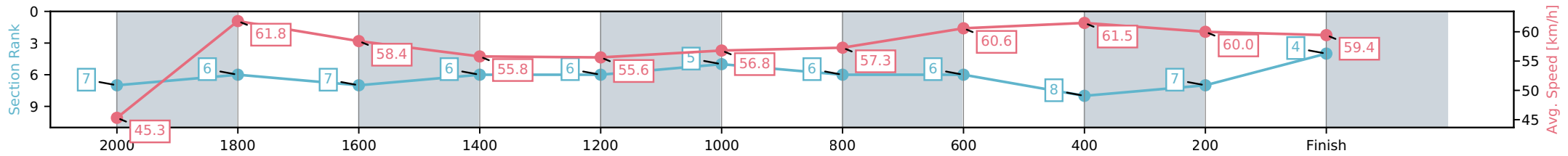
Horse/Jockey Name	Trump Card/Jag Guthmann-Chester
Finish Rank	4
Fastest Section Time (Section)	0:11.64 (2000-1800)
Top Speed [km/h] (Section)	63.4 (2000-1800)
Race State	Finished



Ipswich QLD --Professional-2026-05-04  
 Race 5: BARRIER REEF POOLS BENCHMARK 68 Handicap - 2150m  
 04 May 2026 - 2:40PM  
 Track Rating: Soft 5, Weather: Cloudy, Rail Position: True Entire Circuit



Section	L2150	L2000	L1800	L1600	L1400	L1200	L1000	L800	L600	L400	L200
Section Times	2:14.91 (0:12.00)	2:02.91 [6] (0:11.64)	1:51.27 [7] (0:12.35)	1:38.92 [6] (0:12.92)	1:26.00 [6] (0:12.99)	1:13.02 [5] (0:12.78)	1:00.23 [6] (0:12.57)	0:47.66 [6] (0:11.93)	0:35.73 [8] (0:11.76)	0:23.97 [7] (0:12.02)	0:11.95 [4] (0:11.95)
Average Speed [km/h]	45.3	61.8	58.4	55.8	55.6	56.8	57.3	60.6	61.5	60.0	59.4
Top Speed [km/h]	60.4	63.4	59.8	57.3	56.6	57.4	58.3	62.0	63.2	60.9	61.2
Avg. Dist. to Rail [m]	11.6	2.9	0.8	0.6	1.0	1.8	0.8	1.0	1.4	1.5	3.0
Avg. Stride Freq. [Hz]	2.2	2.3	2.2	2.1	2.1	2.1	2.1	2.2	2.2	2.2	2.2
Avg. Stride Length [m]	6.2	7.6	7.5	7.3	7.4	7.5	7.5	7.7	7.7	7.6	7.6



[ ] Ranking at each section and finish  
 -.-.- No data available at this section  
 NA No data available

Horse/Jockey Name	Sacred Bull/Ben Thompson
Finish Rank	5
Fastest Section Time (Section)	0:11.64 (600-400)
Top Speed [km/h] (Section)	63.5 (600-400)
Race State	Finished



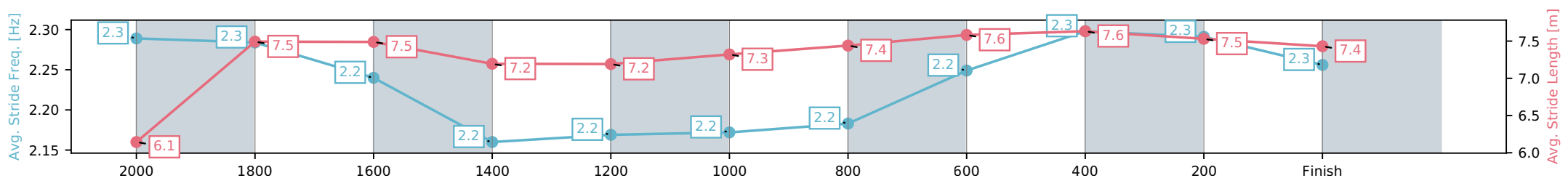
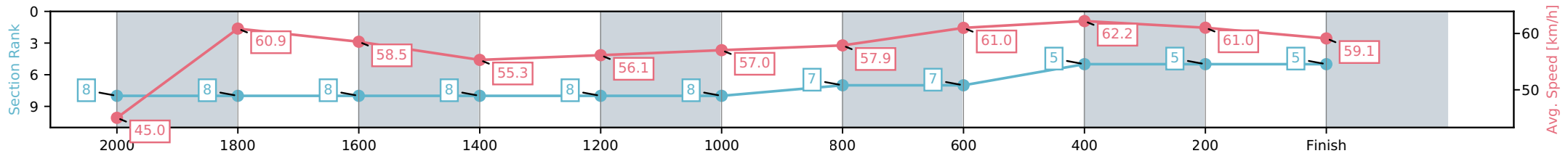
Ipswich QLD --Professional-2026-05-04  
 Race 5: BARRIER REEF POOLS BENCHMARK 68 Handicap - 2150m

04 May 2026 - 2:40PM



Track Rating: Soft 5, Weather: Cloudy, Rail Position: True Entire Circuit

Section	L2150	L2000	L1800	L1600	L1400	L1200	L1000	L800	L600	L400	L200
Section Times	2:14.93 (0:12.08)	2:02.86 [8] (0:11.83)	1:51.02 [8] (0:12.31)	1:38.71 [8] (0:13.07)	1:25.64 [8] (0:12.89)	1:12.75 [8] (0:12.73)	1:00.02 [7] (0:12.45)	0:47.57 [7] (0:11.84)	0:35.73 [5] (0:11.64)	0:24.09 [5] (0:11.90)	0:12.19 [5] (0:12.19)
Average Speed [km/h]	45.0	60.9	58.5	55.3	56.1	57.0	57.9	61.0	62.2	61.0	59.1
Top Speed [km/h]	59.6	61.8	61.4	56.7	56.9	57.4	59.0	62.6	63.5	61.5	60.6
Avg. Dist. to Rail [m]	6.7	0.5	0.6	1.4	1.3	2.0	0.8	1.0	1.4	3.6	5.2
Avg. Stride Freq. [Hz]	2.3	2.3	2.2	2.2	2.2	2.2	2.2	2.2	2.3	2.3	2.3
Avg. Stride Length [m]	6.1	7.5	7.5	7.2	7.2	7.3	7.4	7.6	7.6	7.5	7.4



[ ] Ranking at each section and finish  
 -.-.- No data available at this section  
 NA No data available

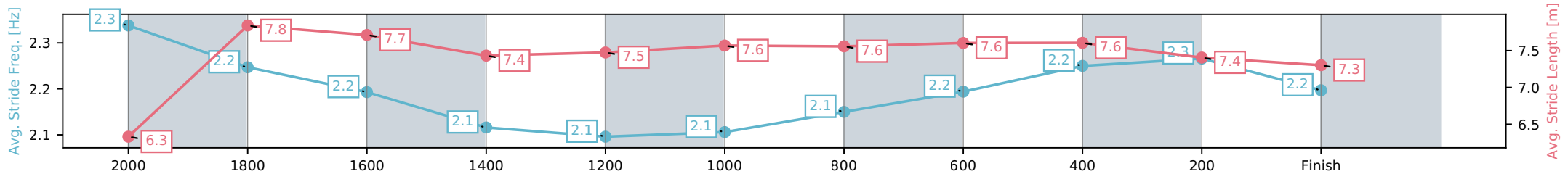
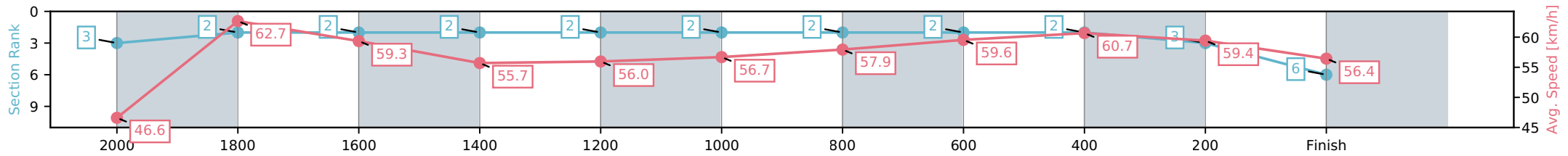
Horse/Jockey Name	Vermilion Kirin/Georgina Cartwright
Finish Rank	6
Fastest Section Time (Section)	0:11.49 (2000-1800)
Top Speed [km/h] (Section)	63.2 (2000-1800)
Race State	Finished



Ipswich QLD --Professional-2026-05-04  
 Race 5: BARRIER REEF POOLS BENCHMARK 68 Handicap - 2150m  
 04 May 2026 - 2:40PM  
 Track Rating: Soft 5, Weather: Cloudy, Rail Position: True Entire Circuit



Section	L2150	L2000	L1800	L1600	L1400	L1200	L1000	L800	L600	L400	L200
Section Times	2:15.16 (0:11.69)	2:03.47 [2] (0:11.49)	1:51.99 [2] (0:12.05)	1:39.94 [2] (0:12.93)	1:27.01 [2] (0:12.92)	1:14.09 [2] (0:12.81)	1:01.29 [2] (0:12.42)	0:48.86 [2] (0:12.10)	0:36.76 [2] (0:11.84)	0:24.92 [3] (0:12.16)	0:12.76 [6] (0:12.76)
Average Speed [km/h]	46.6	62.7	59.3	55.7	56.0	56.7	57.9	59.6	60.7	59.4	56.4
Top Speed [km/h]	61.2	63.2	61.1	56.1	56.7	57.6	58.7	60.3	61.4	60.3	58.3
Avg. Dist. to Rail [m]	6.3	1.5	0.9	1.0	1.1	1.8	0.6	0.5	0.5	1.8	1.0
Avg. Stride Freq. [Hz]	2.3	2.2	2.2	2.1	2.1	2.1	2.1	2.2	2.2	2.3	2.2
Avg. Stride Length [m]	6.3	7.8	7.7	7.4	7.5	7.6	7.6	7.6	7.6	7.4	7.3



[ ] Ranking at each section and finish  
 -.-.- No data available at this section  
 NA No data available

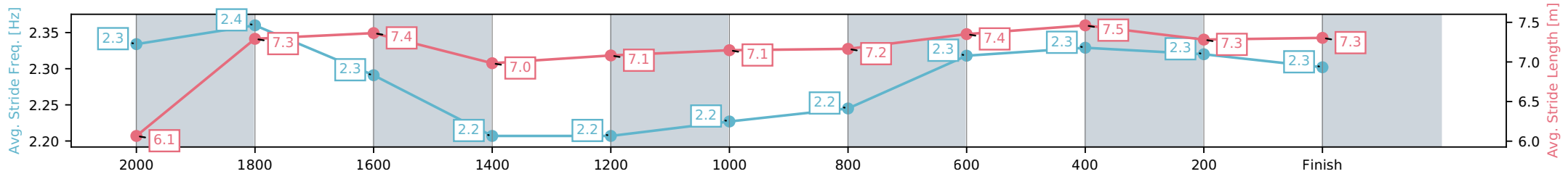
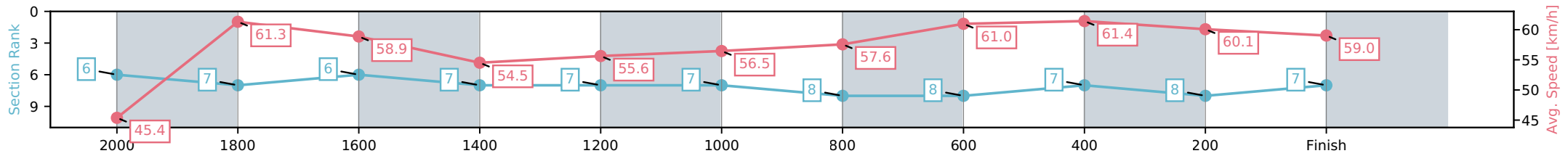
Horse/Jockey Name	Waverley/Taylor Marshall
Finish Rank	7
Fastest Section Time (Section)	0:11.73 (600-400)
Top Speed [km/h] (Section)	62.3 (600-400)
Race State	Finished



Ipswich QLD --Professional-2026-05-04  
 Race 5: BARRIER REEF POOLS BENCHMARK 68 Handicap - 2150m  
 04 May 2026 - 2:40PM  
 Track Rating: Soft 5, Weather: Cloudy, Rail Position: True Entire Circuit



Section	L2150	L2000	L1800	L1600	L1400	L1200	L1000	L800	L600	L400	L200
Section Times	2:15.22 (0:11.95)	2:03.27 [7] (0:11.75)	1:51.53 [6] (0:12.19)	1:39.34 [7] (0:13.21)	1:26.13 [7] (0:12.98)	1:13.15 [7] (0:12.82)	1:00.33 [8] (0:12.48)	0:47.85 [8] (0:11.83)	0:36.02 [7] (0:11.73)	0:24.29 [8] (0:12.07)	0:12.22 [7] (0:12.22)
Average Speed [km/h]	45.4	61.3	58.9	54.5	55.6	56.5	57.6	61.0	61.4	60.1	59.0
Top Speed [km/h]	59.4	62.1	60.5	55.4	56.5	57.0	58.7	62.2	62.3	60.6	60.4
Avg. Dist. to Rail [m]	7.8	1.1	0.5	0.5	0.5	1.3	0.6	0.4	0.4	3.3	6.2
Avg. Stride Freq. [Hz]	2.3	2.4	2.3	2.2	2.2	2.2	2.2	2.3	2.3	2.3	2.3
Avg. Stride Length [m]	6.1	7.3	7.4	7.0	7.1	7.1	7.2	7.4	7.5	7.3	7.3



[ ] Ranking at each section and finish  
 -.-.- No data available at this section  
 NA No data available

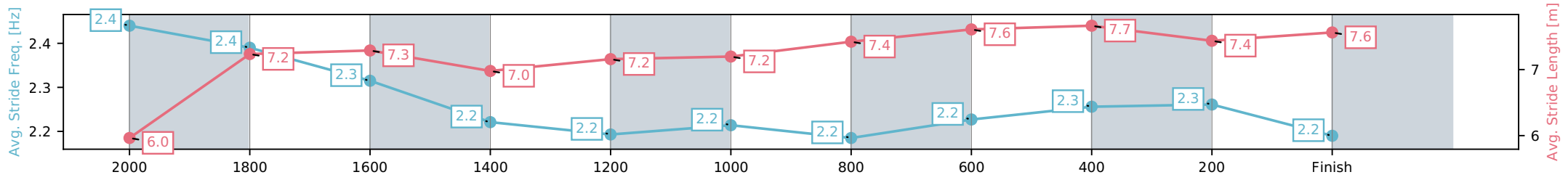
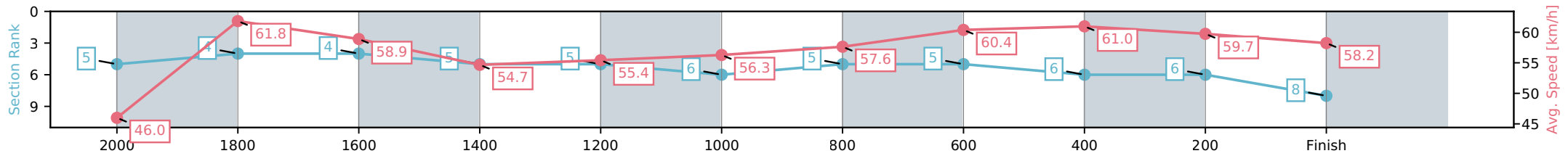
Horse/Jockey Name	Medical Autocrat/Corey Sutherland
Finish Rank	8
Fastest Section Time (Section)	0:11.60 (2000-1800)
Top Speed [km/h] (Section)	62.8 (2000-1800)
Race State	Finished



Ipswich QLD --Professional-2026-05-04  
 Race 5: BARRIER REEF POOLS BENCHMARK 68 Handicap - 2150m  
 04 May 2026 - 2:40PM  
 Track Rating: Soft 5, Weather: Cloudy, Rail Position: True Entire Circuit



Section	L2150	L2000	L1800	L1600	L1400	L1200	L1000	L800	L600	L400	L200
Section Times	2:15.26 (0:11.87)	2:03.39 [4] (0:11.60)	1:51.79 [4] (0:12.17)	1:39.62 [5] (0:13.19)	1:26.44 [5] (0:12.99)	1:13.45 [6] (0:12.88)	1:00.57 [5] (0:12.46)	0:48.11 [5] (0:11.93)	0:36.18 [6] (0:11.77)	0:24.41 [6] (0:12.07)	0:12.33 [8] (0:12.33)
Average Speed [km/h]	46.0	61.8	58.9	54.7	55.4	56.3	57.6	60.4	61.0	59.7	58.2
Top Speed [km/h]	61.3	62.8	61.4	55.7	56.3	56.9	58.1	61.5	62.5	60.5	60.2
Avg. Dist. to Rail [m]	3.8	0.4	0.8	0.2	0.2	1.3	0.6	0.3	0.3	1.1	2.5
Avg. Stride Freq. [Hz]	2.4	2.4	2.3	2.2	2.2	2.2	2.2	2.2	2.3	2.3	2.2
Avg. Stride Length [m]	6.0	7.2	7.3	7.0	7.2	7.2	7.4	7.6	7.7	7.4	7.6



[ ] Ranking at each section and finish  
 -.-.- No data available at this section  
 NA No data available

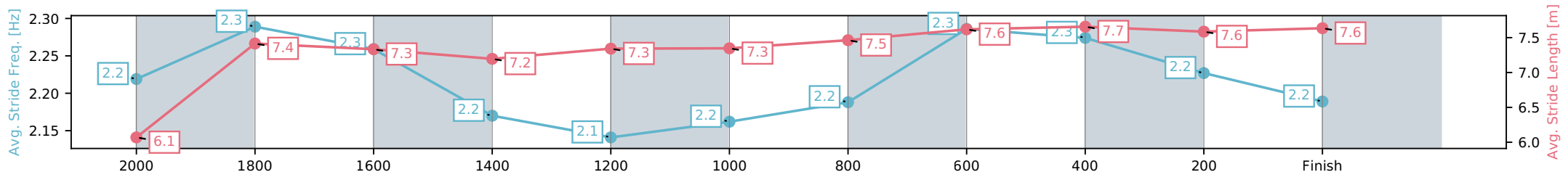
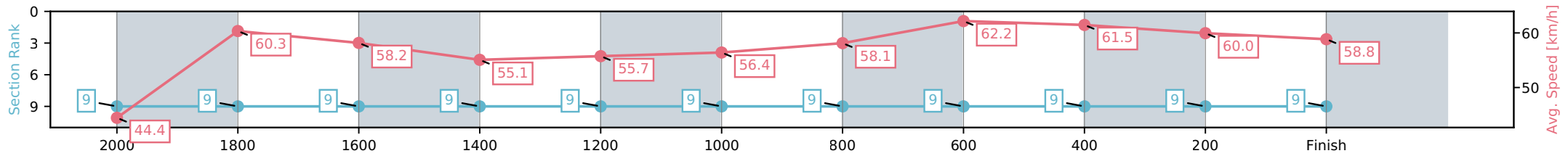
Horse/Jockey Name	Amalgamation/Benjamin Osmond
Finish Rank	9
Fastest Section Time (Section)	0:11.64 (800-600)
Top Speed [km/h] (Section)	63.5 (800-600)
Race State	Finished



Ipswich QLD --Professional-2026-05-04  
 Race 5: BARRIER REEF POOLS BENCHMARK 68 Handicap - 2150m  
 04 May 2026 - 2:40PM  
 Track Rating: Soft 5, Weather: Cloudy, Rail Position: True Entire Circuit



Section	L2150	L2000	L1800	L1600	L1400	L1200	L1000	L800	L600	L400	L200
Section Times	2:15.48 (0:12.25)	2:03.23 [9] (0:11.92)	1:51.30 [9] (0:12.33)	1:38.98 [9] (0:13.06)	1:25.92 [9] (0:12.87)	1:13.04 [9] (0:12.80)	1:00.24 [9] (0:12.39)	0:47.85 [9] (0:11.64)	0:36.21 [9] (0:11.81)	0:24.40 [9] (0:12.16)	0:12.24 [9] (0:12.24)
Average Speed [km/h]	44.4	60.3	58.2	55.1	55.7	56.4	58.1	62.2	61.5	60.0	58.8
Top Speed [km/h]	58.2	61.1	61.4	56.7	56.3	56.9	59.8	63.5	62.8	60.4	61.1
Avg. Dist. to Rail [m]	9.5	1.5	0.5	0.5	0.6	0.7	0.6	1.3	2.2	4.5	8.1
Avg. Stride Freq. [Hz]	2.2	2.3	2.3	2.2	2.1	2.2	2.2	2.3	2.3	2.2	2.2
Avg. Stride Length [m]	6.1	7.4	7.3	7.2	7.3	7.3	7.5	7.6	7.7	7.6	7.6



[ ] Ranking at each section and finish  
 -:-:- No data available at this section  
 NA No data available



# Ipswich QLD

Race 6: KELLY SCHWEIDA RACING BENCHMARK 65 Handicap - 1100m

04 May 2026 - 3:17PM

Track Rating: Soft 5, Weather: Cloudy, Rail Position: True Entire Circuit



Field Times (Race Tempo)      1:03.71    0:55.53    0:45.10    0:34.41    0:23.21    0:11.67  
 (0:08.18)    (0:10.42)    (0:10.70)    (0:11.19)    (0:11.54)    (0:11.67)

Rank	TAB#	Horse	Overall Time	First 400m	Top Speed km/h (Section)	L1100	L1000	L800	L600	L400	L200		
	(BAR#)	Jockey	Margin (DT-W)	Last 600m	Fastest Section (Time)	Start - 1000	1000 - 800	800 - 600	600 - 400	400 - 200	200 - Finish		
1	12	Zoustrology	1:03.71	0:23.87	70.6 (1000-800)	1:03.71	0:55.53 [1]	0:45.10 [1]	0:34.41 [1]	0:23.22 [1]	0:11.67 [1]		
	(7)	Ben Thompson		0:34.40	1000-800 (0:10.42)	(0:08.18)	(0:10.42)	(0:10.70)	(0:11.19)	(0:11.54)	(0:11.67)		
2	2	No Name Frank	1:04.62	0:24.35	69.5 (1000-800)	1:04.62	0:56.39 [2]	0:45.76 [4]	0:34.68 [5]	0:23.43 [4]	0:11.85 [5]		
	(6)	Fiona Sandkuhl	5.4L (+1)	0:34.69	1000-800 (0:10.64)	(0:08.23)	(0:10.64)	(0:11.07)	(0:11.26)	(0:11.58)	(0:11.85)		
3	11	Thormendous Miss	1:04.66	0:24.51	68.7 (1000-800)	1:04.66	0:56.35 [4]	0:45.57 [6]	0:34.51 [7]	0:23.20 [7]	0:11.76 [7]		
	(2)	Michael Rodd	5.6L (+3)	0:34.51	1000-800 (0:10.78)	(0:08.31)	(0:10.78)	(0:11.06)	(0:11.31)	(0:11.44)	(0:11.76)		
4	7	Mofeed	1:04.85	0:24.50	68.4 (1000-800)	1:04.85	0:56.44 [7]	0:45.78 [5]	0:34.95 [4]	0:23.63 [5]	0:12.15 [4]		
	(1)	Dylan Turner	6.7L (+4)	0:34.95	1000-800 (0:10.66)	(0:08.41)	(0:10.66)	(0:10.83)	(0:11.32)	(0:11.48)	(0:12.15)		
5	16	A Touch From Fayt	1:04.96	0:24.03	70.1 (1000-800)	1:04.96	0:56.69 [3]	0:46.22 [2]	0:35.42 [3]	0:24.11 [3]	0:12.34 [3]		
	(3)	Taylor Marshall	7.4L (+0)	0:35.42	1000-800 (0:10.47)	(0:08.27)	(0:10.47)	(0:10.80)	(0:11.32)	(0:11.76)	(0:12.34)		
6	15	Hannabana	1:05.05	0:24.72	67.6 (800-600)	1:05.05	0:56.69 [6]	0:45.80 [7]	0:34.75 [9]	0:23.43 [9]	0:11.81 [9]		
	(8)	Kyle Wilson-Taylor	7.9L (+8)	0:34.75	1000-800 (0:10.90)	(0:08.36)	(0:10.90)	(0:11.04)	(0:11.32)	(0:11.62)	(0:11.81)		
7	1	Geegee Jet By	1:05.08	0:24.63	68.1 (1000-800)	1:05.08	0:56.48 [9]	0:45.77 [9]	0:35.01 [6]	0:23.78 [6]	0:12.22 [6]		
	(5)	Courtney Bellamy	8.1L (+3)	0:35.01	1000-800 (0:10.71)	(0:08.60)	(0:10.71)	(0:10.76)	(0:11.23)	(0:11.56)	(0:12.22)		
8	4	Lumens Lenny	1:05.10	0:24.11	71.3 (800-600)	1:05.10	0:56.77 [5]	0:46.24 [3]	0:35.63 [2]	0:24.44 [2]	0:12.54 [2]		
	(9)	Corey Sutherland	8.2L (+3)	0:35.63	1000-800 (0:10.53)	(0:08.33)	(0:10.53)	(0:10.62)	(0:11.18)	(0:11.91)	(0:12.54)		
9	6	Goodes	1:05.10	0:24.67	68.2 (1000-800)	1:05.10	0:56.69 [8]	0:45.80 [8]	0:34.87 [8]	0:23.49 [8]	0:11.96 [8]		
	(4)	Brandon Lerena	8.2L (+1)	0:34.88	1000-800 (0:10.88)	(0:08.41)	(0:10.88)	(0:10.93)	(0:11.38)	(0:11.54)	(0:11.96)		

Scratched: Bruckheimer (#3), Winchman (#5), Mercian (#8), Statement Of Truth (#9), Switchblade (#10), Midori Mover (#13), Iced Chocolate (#14)

Report Created: Mon 04 May 2026

(Note: Races are conducted over an approximate distance as close as possible to the advertised distance, and recorded data may vary accordingly. Official times refer to race times only and do not include handicap times.)

[ ] Position in running at each section and finish    TAB#    Saddle cloth number

Fastest split

-:--:-- No data available at this section

BAR#    Barrier/Gate Position

Fastest section

NA    No data available

DNF    Did not finish

DNT    Did not track

DT-W    Distance travelled compared to winner in metres

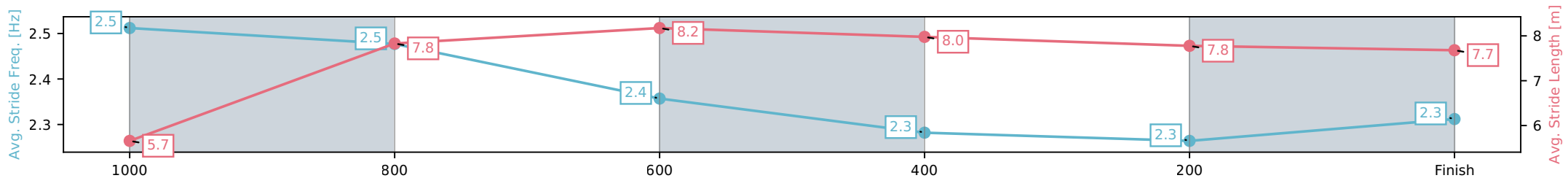
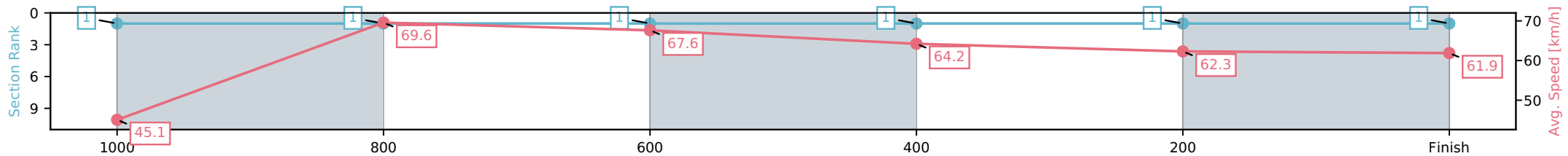
Horse/Jockey Name	Zoustrology/Ben Thompson
Finish Rank	1
Fastest Section Time (Section)	0:10.42 (1000-800)
Top Speed [km/h] (Section)	70.6 (1000-800)
Race State	Finished



Ipswich QLD --Professional-2026-05-04  
 Race 6: KELLY SCHWEIDA RACING BENCHMARK 65  
 Handicap - 1100m  
 04 May 2026 - 3:17PM  
 Track Rating: Soft 5, Weather: Cloudy, Rail Position: True Entire Circuit



Section	L1100	L1000	L800	L600	L400	L200
Section Times	1:03.71 (0:08.18)	0:55.53 [1] (0:10.42)	0:45.10 [1] (0:10.70)	0:34.41 [1] (0:11.19)	0:23.22 [1] (0:11.54)	0:11.67 [1] (0:11.67)
Average Speed [km/h]	45.1	69.6	67.6	64.2	62.3	61.9
Top Speed [km/h]	64.6	70.6	69.9	65.5	63.0	63.2
Avg. Dist. to Rail [m]	8.1	5.3	0.9	0.3	0.6	0.4
Avg. Stride Freq. [Hz]	2.5	2.5	2.4	2.3	2.3	2.3
Avg. Stride Length [m]	5.7	7.8	8.2	8.0	7.8	7.7



- [ ] Ranking at each section and finish
- :-:- No data available at this section
- NA No data available

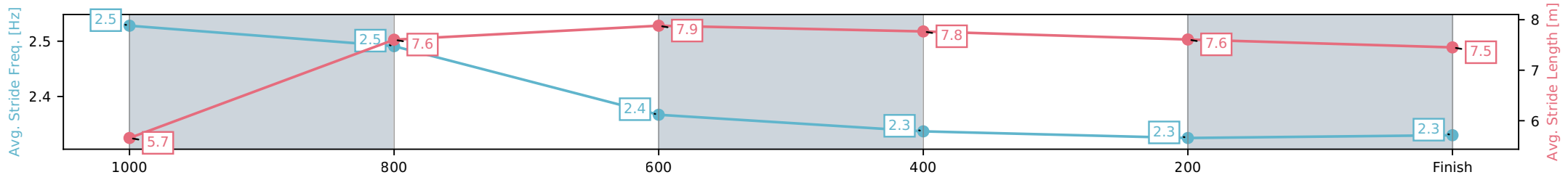
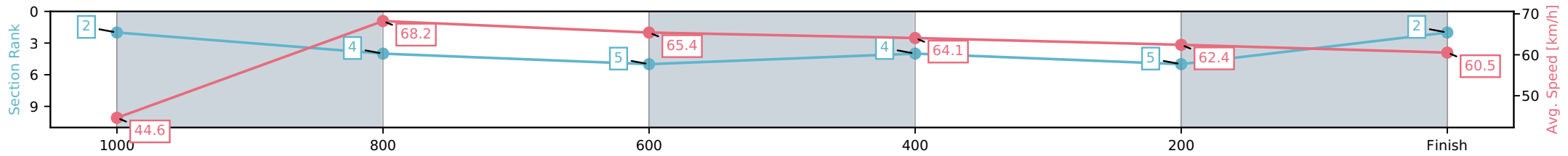
Horse/Jockey Name	No Name Frank/Fiona Sandkuhl
Finish Rank	2
Fastest Section Time (Section)	0:10.64 (1000-800)
Top Speed [km/h] (Section)	69.5 (1000-800)
Race State	Finished



Ipswich QLD --Professional-2026-05-04  
 Race 6: KELLY SCHWEIDA RACING BENCHMARK 65  
 Handicap - 1100m  
 04 May 2026 - 3:17PM  
 Track Rating: Soft 5, Weather: Cloudy, Rail Position: True Entire Circuit



Section	L1100	L1000	L800	L600	L400	L200
Section Times	1:04.62 (0:08.23)	0:56.39 [4] (0:10.64)	0:45.76 [5] (0:11.07)	0:34.68 [4] (0:11.26)	0:23.43 [5] (0:11.58)	0:11.85 [2] (0:11.85)
Average Speed [km/h]	44.6	68.2	65.4	64.1	62.4	60.5
Top Speed [km/h]	63.3	69.5	67.3	65.0	63.8	64.0
Avg. Dist. to Rail [m]	8.0	5.4	1.6	0.5	2.5	5.2
Avg. Stride Freq. [Hz]	2.5	2.5	2.4	2.3	2.3	2.3
Avg. Stride Length [m]	5.7	7.6	7.9	7.8	7.6	7.5



[ ] Ranking at each section and finish  
 -.-.- No data available at this section  
 NA No data available

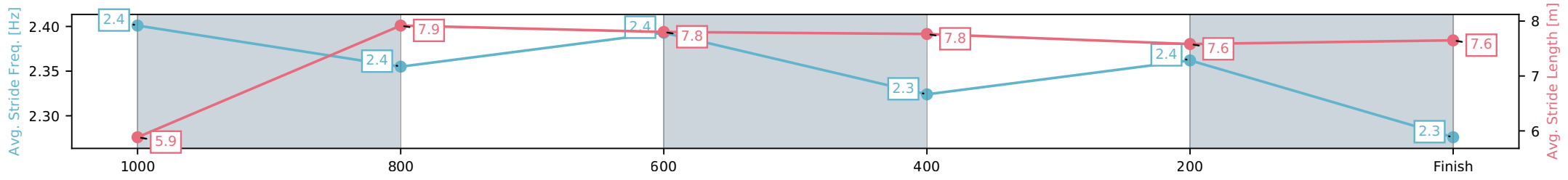
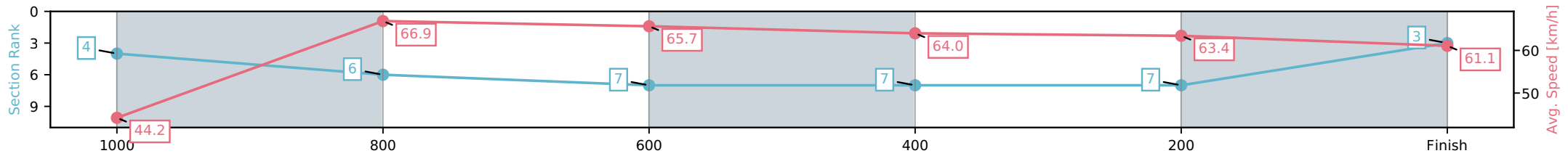
Horse/Jockey Name	Thormendous Miss/Michael Rodd
Finish Rank	3
Fastest Section Time (Section)	0:10.78 (1000-800)
Top Speed [km/h] (Section)	68.7 (1000-800)
Race State	Finished



Ipswich QLD --Professional-2026-05-04  
 Race 6: KELLY SCHWEIDA RACING BENCHMARK 65  
 Handicap - 1100m  
 04 May 2026 - 3:17PM  
 Track Rating: Soft 5, Weather: Cloudy, Rail Position: True Entire Circuit



Section	L1100	L1000	L800	L600	L400	L200
Section Times	1:04.66 (0:08.31)	0:56.35 [6] (0:10.78)	0:45.57 [7] (0:11.06)	0:34.51 [7] (0:11.31)	0:23.20 [7] (0:11.44)	0:11.76 [3] (0:11.76)
Average Speed [km/h]	44.2	66.9	65.7	64.0	63.4	61.1
Top Speed [km/h]	62.1	68.7	68.3	65.4	64.5	63.4
Avg. Dist. to Rail [m]	4.2	1.8	2.0	1.4	3.7	6.4
Avg. Stride Freq. [Hz]	2.4	2.4	2.4	2.3	2.4	2.3
Avg. Stride Length [m]	5.9	7.9	7.8	7.8	7.6	7.6



[ ] Ranking at each section and finish  
 -.-.- No data available at this section  
 NA No data available

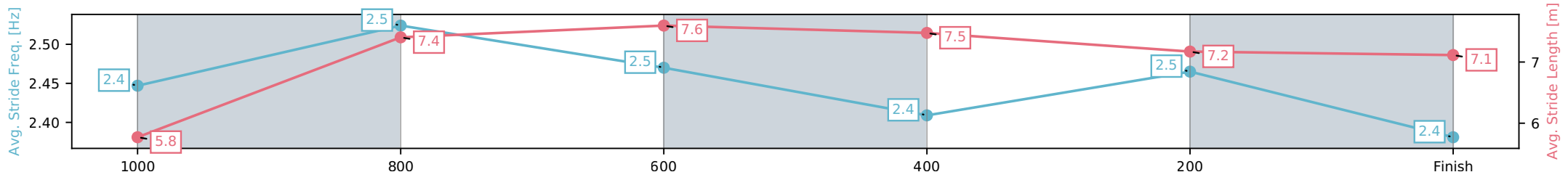
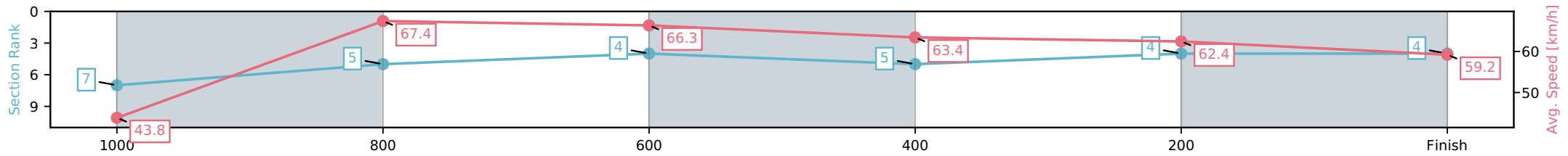
Horse/Jockey Name	Mofeed/Dylan Turner
Finish Rank	4
Fastest Section Time (Section)	0:10.66 (1000-800)
Top Speed [km/h] (Section)	68.4 (1000-800)
Race State	Finished



Ipswich QLD --Professional-2026-05-04  
 Race 6: KELLY SCHWEIDA RACING BENCHMARK 65  
 Handicap - 1100m  
 04 May 2026 - 3:17PM  
 Track Rating: Soft 5, Weather: Cloudy, Rail Position: True Entire Circuit



Section	L1100	L1000	L800	L600	L400	L200
Section Times	1:04.85 (0:08.41)	0:56.44 [5] (0:10.66)	0:45.78 [4] (0:10.83)	0:34.95 [5] (0:11.32)	0:23.63 [4] (0:11.48)	0:12.15 [4] (0:12.15)
Average Speed [km/h]	43.8	67.4	66.3	63.4	62.4	59.2
Top Speed [km/h]	62.1	68.4	66.9	65.6	63.3	61.3
Avg. Dist. to Rail [m]	1.9	0.8	0.6	0.8	0.8	1.0
Avg. Stride Freq. [Hz]	2.4	2.5	2.5	2.4	2.5	2.4
Avg. Stride Length [m]	5.8	7.4	7.6	7.5	7.2	7.1



[ ] Ranking at each section and finish  
 -:-:- No data available at this section  
 NA No data available

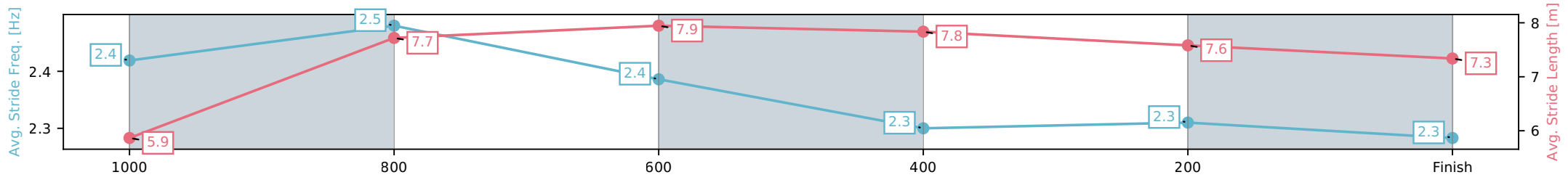
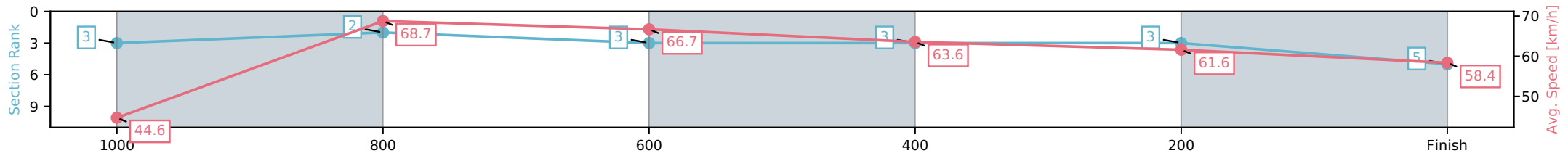
Horse/Jockey Name	A Touch From Fayt/Taylor Marshall
Finish Rank	5
Fastest Section Time (Section)	0:10.47 (1000-800)
Top Speed [km/h] (Section)	70.1 (1000-800)
Race State	Finished



Ipswich QLD --Professional-2026-05-04  
 Race 6: KELLY SCHWEIDA RACING BENCHMARK 65  
 Handicap - 1100m  
 04 May 2026 - 3:17PM  
 Track Rating: Soft 5, Weather: Cloudy, Rail Position: True Entire Circuit



Section	L1100	L1000	L800	L600	L400	L200
Section Times	1:04.96 (0:08.27)	0:56.69 [2] (0:10.47)	0:46.22 [3] (0:10.80)	0:35.42 [3] (0:11.32)	0:24.11 [3] (0:11.76)	0:12.34 [5] (0:12.34)
Average Speed [km/h]	44.6	68.7	66.7	63.6	61.6	58.4
Top Speed [km/h]	64.1	70.1	68.6	64.8	63.6	60.5
Avg. Dist. to Rail [m]	4.3	1.9	0.3	0.2	2.2	3.4
Avg. Stride Freq. [Hz]	2.4	2.5	2.4	2.3	2.3	2.3
Avg. Stride Length [m]	5.9	7.7	7.9	7.8	7.6	7.3



[ ] Ranking at each section and finish  
 -.-.- No data available at this section  
 NA No data available

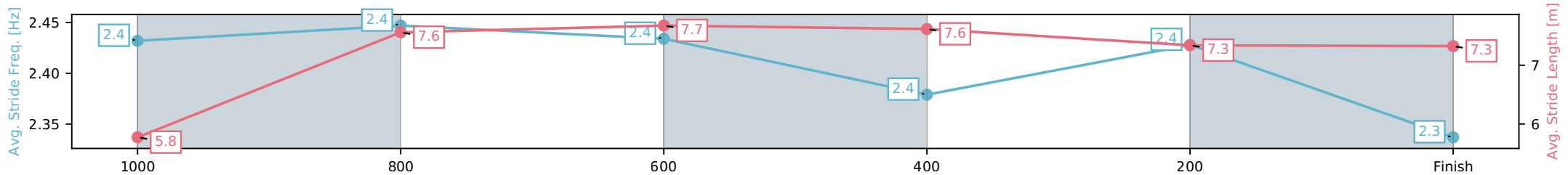
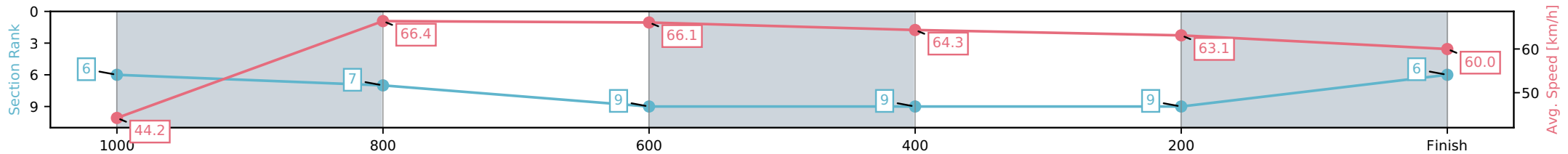
Horse/Jockey Name	Hannabana/Kyle Wilson-Taylor
Finish Rank	6
Fastest Section Time (Section)	0:10.90 (1000-800)
Top Speed [km/h] (Section)	67.6 (800-600)
Race State	Finished



Ipswich QLD --Professional-2026-05-04  
 Race 6: KELLY SCHWEIDA RACING BENCHMARK 65  
 Handicap - 1100m  
 04 May 2026 - 3:17PM  
 Track Rating: Soft 5, Weather: Cloudy, Rail Position: True Entire Circuit



Section	L1100	L1000	L800	L600	L400	L200
Section Times	1:05.05 (0:08.36)	0:56.69 [7] (0:10.90)	0:45.80 [9] (0:11.04)	0:34.75 [9] (0:11.32)	0:23.43 [9] (0:11.62)	0:11.81 [6] (0:11.81)
Average Speed [km/h]	44.2	66.4	66.1	64.3	63.1	60.0
Top Speed [km/h]	62.3	66.9	67.6	65.4	64.5	61.5
Avg. Dist. to Rail [m]	9.8	4.2	3.0	3.3	5.8	8.1
Avg. Stride Freq. [Hz]	2.4	2.4	2.4	2.4	2.4	2.3
Avg. Stride Length [m]	5.8	7.6	7.7	7.6	7.3	7.3



[ ] Ranking at each section and finish  
 -:-:- No data available at this section  
 NA No data available

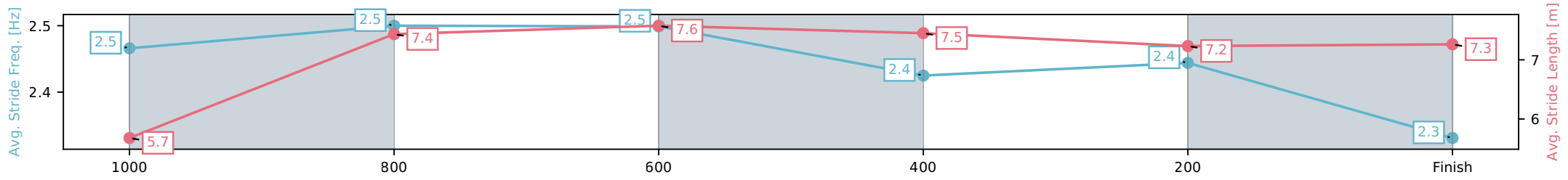
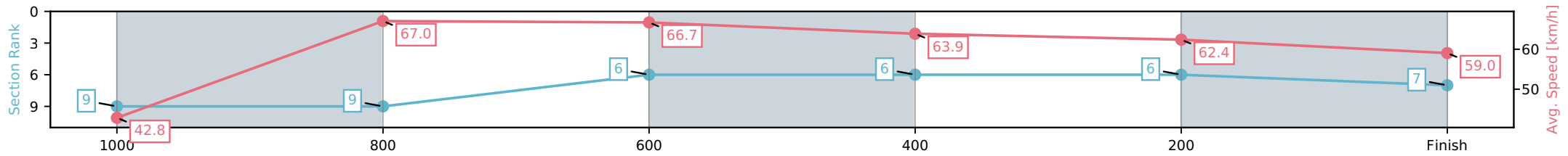
Horse/Jockey Name	Geegee Jet By/Courtney Bellamy
Finish Rank	7
Fastest Section Time (Section)	0:10.71 (1000-800)
Top Speed [km/h] (Section)	68.1 (1000-800)
Race State	Finished



Ipswich QLD --Professional-2026-05-04  
 Race 6: KELLY SCHWEIDA RACING BENCHMARK 65  
 Handicap - 1100m  
 04 May 2026 - 3:17PM  
 Track Rating: Soft 5, Weather: Cloudy, Rail Position: True Entire Circuit



Section	L1100	L1000	L800	L600	L400	L200
Section Times	1:05.08 (0:08.60)	0:56.48 [9] (0:10.71)	0:45.77 [6] (0:10.76)	0:35.01 [6] (0:11.23)	0:23.78 [6] (0:11.56)	0:12.22 [7] (0:12.22)
Average Speed [km/h]	42.8	67.0	66.7	63.9	62.4	59.0
Top Speed [km/h]	61.8	68.1	67.9	65.3	63.0	61.7
Avg. Dist. to Rail [m]	6.5	1.8	0.7	0.8	0.9	0.7
Avg. Stride Freq. [Hz]	2.5	2.5	2.5	2.4	2.4	2.3
Avg. Stride Length [m]	5.7	7.4	7.6	7.5	7.2	7.3



[ ] Ranking at each section and finish  
 -.-.- No data available at this section  
 NA No data available

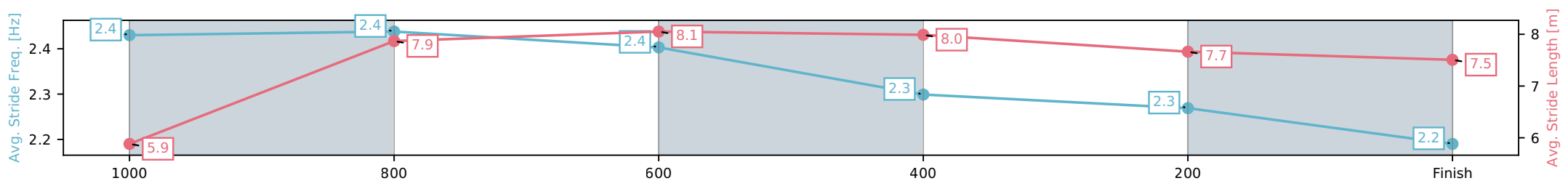
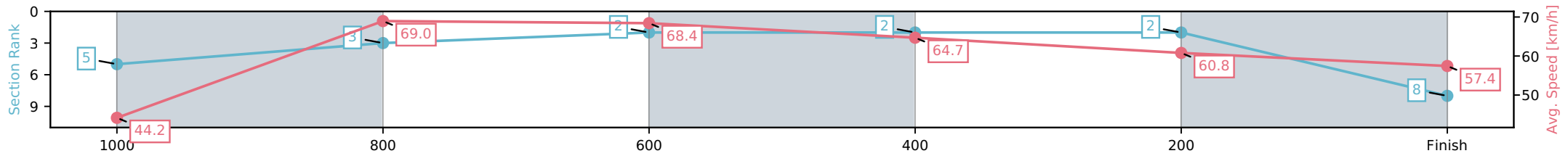
Horse/Jockey Name	Lumens Lenny/Corey Sutherland
Finish Rank	8
Fastest Section Time (Section)	0:10.53 (1000-800)
Top Speed [km/h] (Section)	71.3 (800-600)
Race State	Finished



Ipswich QLD --Professional-2026-05-04  
 Race 6: KELLY SCHWEIDA RACING BENCHMARK 65  
 Handicap - 1100m  
 04 May 2026 - 3:17PM  
 Track Rating: Soft 5, Weather: Cloudy, Rail Position: True Entire Circuit



Section	L1100	L1000	L800	L600	L400	L200
Section Times	1:05.10 (0:08.33)	0:56.77 [3] (0:10.53)	0:46.24 [2] (0:10.62)	0:35.63 [2] (0:11.18)	0:24.44 [2] (0:11.91)	0:12.54 [8] (0:12.54)
Average Speed [km/h]	44.2	69.0	68.4	64.7	60.8	57.4
Top Speed [km/h]	63.9	71.0	71.3	67.1	63.0	59.8
Avg. Dist. to Rail [m]	10.0	6.1	2.7	0.7	1.7	1.8
Avg. Stride Freq. [Hz]	2.4	2.4	2.4	2.3	2.3	2.2
Avg. Stride Length [m]	5.9	7.9	8.1	8.0	7.7	7.5



[ ] Ranking at each section and finish  
 -.-.- No data available at this section  
 NA No data available

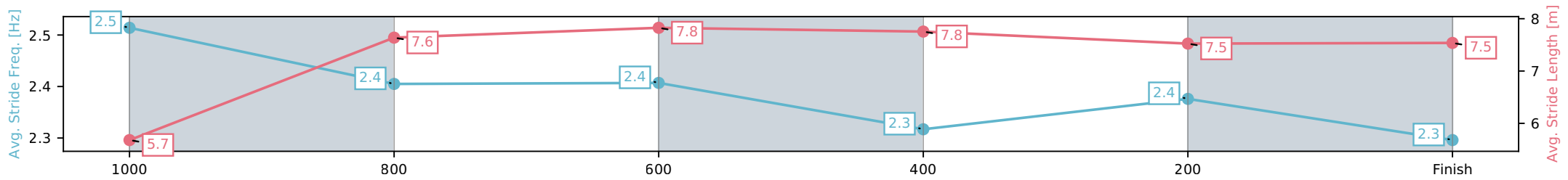
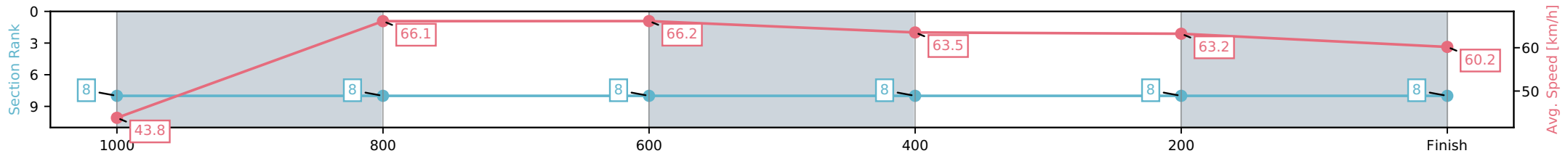
Horse/Jockey Name	Goodes/Brandon Lerena
Finish Rank	9
Fastest Section Time (Section)	0:10.88 (1000-800)
Top Speed [km/h] (Section)	68.2 (1000-800)
Race State	Finished



Ipswich QLD --Professional-2026-05-04  
 Race 6: KELLY SCHWEIDA RACING BENCHMARK 65  
 Handicap - 1100m  
 04 May 2026 - 3:17PM  
 Track Rating: Soft 5, Weather: Cloudy, Rail Position: True Entire Circuit



Section	L1100	L1000	L800	L600	L400	L200
Section Times	1:05.10 (0:08.41)	0:56.69 [8] (0:10.88)	0:45.80 [8] (0:10.93)	0:34.87 [8] (0:11.38)	0:23.49 [8] (0:11.54)	0:11.96 [8] (0:11.96)
Average Speed [km/h]	43.8	66.1	66.2	63.5	63.2	60.2
Top Speed [km/h]	62.0	68.2	68.1	64.9	64.4	63.0
Avg. Dist. to Rail [m]	5.2	1.8	0.9	1.1	3.7	4.3
Avg. Stride Freq. [Hz]	2.5	2.4	2.4	2.3	2.4	2.3
Avg. Stride Length [m]	5.7	7.6	7.8	7.8	7.5	7.5



[ ] Ranking at each section and finish  
 -:-:- No data available at this section  
 NA No data available



Ipswich QLD  
 Race 7: SEVEN NEWS BENCHMARK 68 Handicap - 1350m  
 04 May 2026 - 3:52PM



Track Rating: Soft 5, Weather: Cloudy, Rail Position: True Entire Circuit

Field Times (Race Tempo)      1:20.86 (0:11.38)    1:09.48 (0:10.95)    0:58.53 (0:11.38)    0:47.15 (0:11.51)    0:35.64 (0:11.58)    0:24.06 (0:11.72)    0:12.34 (0:12.34)

Rank	TAB#	Horse	Overall Time	First 400m	Top Speed km/h (Section)	L1350	L1200	L1000	L800	L600	L400	L200	
	(BAR#)	Jockey	Margin (DT-W)	Last 600m	Fastest Section (Time)	Start - 1200	1200 - 1000	1000 - 800	800 - 600	600 - 400	400 - 200	200 - Finish	
1	2	Midnight Drifter	1:20.86	0:25.72	65.3 (1200-1000)	1:20.86	1:09.22 [5]	0:57.96 [6]	0:46.55 [6]	0:35.02 [6]	0:23.47 [6]	0:11.97 [3]	
	(1)	Georgina Cartwright		0:35.03	1200-1000 (0:11.26)	(0:11.64)	(0:11.26)	(0:11.40)	(0:11.53)	(0:11.56)	(0:11.50)	(0:11.97)	
2	6	El Pensador	1:20.87	0:26.38	65.0 (400-200)	1:20.87	1:08.84 [12]	0:57.38 [12]	0:45.71 [12]	0:34.25 [12]	0:22.97 [11]	0:11.75 [5]	
	(12)	Angela Jones	0.1L (-4)	0:34.25	400-200 (0:11.22)	(0:12.03)	(0:11.46)	(0:11.67)	(0:11.46)	(0:11.28)	(0:11.22)	(0:11.75)	
3	14	Araletta	1:20.89	0:25.15	66.8 (1200-1000)	1:20.89	1:09.51 [1]	0:58.56 [1]	0:47.18 [1]	0:35.67 [1]	0:24.09 [1]	0:12.37 [1]	
	(6)	Fiona Sandkuhl	0.2L (+4)	0:35.67	1200-1000 (0:10.94)	(0:11.38)	(0:10.94)	(0:11.38)	(0:11.51)	(0:11.58)	(0:11.72)	(0:12.37)	
4	17	Rubydoo	1:20.95	0:26.01	65.3 (1200-1000)	1:20.95	1:09.10 [10]	0:57.81 [9]	0:46.17 [9]	0:34.75 [9]	0:23.16 [9]	0:11.69 [7]	
	(8)	Bella Youngberry	0.6L (-7)	0:34.74	1200-1000 (0:11.29)	(0:11.85)	(0:11.29)	(0:11.64)	(0:11.42)	(0:11.58)	(0:11.47)	(0:11.69)	
5	5	Acapulco Girl	1:21.13	0:25.53	65.7 (1200-1000)	1:21.13	1:09.49 [5]	0:58.40 [4]	0:46.95 [5]	0:35.45 [5]	0:23.91 [4]	0:12.12 [4]	
	(2)	Ryan Maloney	1.6L (-2)	0:35.45	1200-1000 (0:11.09)	(0:11.64)	(0:11.09)	(0:11.45)	(0:11.51)	(0:11.54)	(0:11.79)	(0:12.12)	
6	3	Code In Time	1:21.16	0:25.26	66.6 (1200-1000)	1:21.16	1:09.71 [2]	0:58.72 [2]	0:47.32 [2]	0:35.80 [2]	0:24.22 [2]	0:12.45 [2]	
	(9)	Ben Thompson	1.8L (-5)	0:35.80	1200-1000 (0:10.99)	(0:11.45)	(0:10.99)	(0:11.40)	(0:11.53)	(0:11.57)	(0:11.78)	(0:12.45)	
7	4	Holy Flash	1:21.19	0:26.23	65.9 (1200-1000)	1:21.19	1:09.17 [11]	0:57.89 [11]	0:46.26 [10]	0:34.82 [10]	0:23.44 [8]	0:11.79 [9]	
	(10)	Corey Sutherland	1.9L (-2)	0:34.82	1200-1000 (0:11.28)	(0:12.02)	(0:11.28)	(0:11.62)	(0:11.44)	(0:11.39)	(0:11.64)	(0:11.79)	
8	7	Prime Asset	1:21.28	0:26.00	64.9 (1200-1000)	1:21.28	1:09.56 [8]	0:58.22 [8]	0:46.62 [8]	0:35.11 [8]	0:23.43 [10]	0:11.69 [11]	
	(3)	Michael Rodd	2.5L (-10)	0:35.11	1200-1000 (0:11.34)	(0:11.72)	(0:11.34)	(0:11.59)	(0:11.51)	(0:11.68)	(0:11.74)	(0:11.69)	
9	11	Itza Charmdeel	1:21.30	0:26.16	67.2 (200-0)	1:21.30	1:09.61 [7]	0:58.02 [10]	0:46.36 [11]	0:34.87 [11]	0:23.20 [12]	0:11.60 [12]	
	(5)	Scott Sheargold	2.6L (-14)	0:34.87	800-600 (0:11.49)	(0:11.69)	(0:11.59)	(0:11.67)	(0:11.49)	(0:11.67)	(0:11.60)	(0:11.60)	
10	9	I'm Zac	1:21.36	0:25.47	65.1 (1200-1000)	1:21.36	1:09.88 [3]	0:58.71 [3]	0:47.27 [3]	0:35.71 [4]	0:24.02 [5]	0:12.18 [6]	
	(4)	Daniel Moor	2.9L (-5)	0:35.70	1200-1000 (0:11.18)	(0:11.48)	(0:11.18)	(0:11.44)	(0:11.56)	(0:11.69)	(0:11.83)	(0:12.18)	

Scratched: Outakandy (#1), Bollinger Miss (#8), Mr Bubbaluski (#10), Sir Maurice (#12), Pressalong (#16), For Better (#18), Royal Gladiator (#19), Silver Spoon (#20)

Report Created: Mon 04 May 2026

(Note: Races are conducted over an approximate distance as close as possible to the advertised distance, and recorded data may vary accordingly. Official times refer to race times only and do not include handicap times.)

[ ] Position in running at each section and finish    TAB#    Saddle cloth number

-:--:-- No data available at this section

NA No data available

DNT Did not track

BAR# Barrier/Gate Position

DNF Did not finish

DT-W Distance travelled compared to winner in metres

Fastest split

Fastest section



Ipswich QLD  
 Race 7: SEVEN NEWS BENCHMARK 68 Handicap - 1350m  
 04 May 2026 - 3:52PM

Track Rating: Soft 5, Weather: Cloudy, Rail Position: True Entire Circuit



Field Times (Race Tempo)      1:20.86 (0:11.38)    1:09.48 (0:10.95)    0:58.53 (0:11.38)    0:47.15 (0:11.51)    0:35.64 (0:11.58)    0:24.06 (0:11.72)    0:12.34 (0:12.34)

Rank	TAB#	Horse	Overall Time	First 400m	Top Speed km/h (Section)	L1350	L1200	L1000	L800	L600	L400	L200	
	(BAR#)	Jockey	Margin (DT-W)	Last 600m	Fastest Section (Time)	Start - 1200	1200 - 1000	1000 - 800	800 - 600	600 - 400	400 - 200	200 - Finish	
11	15	Golden Cross	1:21.52	0:25.79	64.3 (1200-1000)	1:21.52	1:09.92 [4]	0:58.59 [7]	0:47.10 [7]	0:35.59 [7]	0:23.98 [7]	0:12.07 [10]	
	(7)	Michael Murphy	3.9L (-8)	0:35.59	1200-1000 (0:11.33)	(0:11.60)	(0:11.33)	(0:11.50)	(0:11.51)	(0:11.60)	(0:11.92)	(0:12.07)	
12	13	Toolatamate	1:21.64	0:25.53	66.5 (1200-1000)	1:21.64	1:09.89 [9]	0:58.88 [5]	0:47.53 [4]	0:36.07 [3]	0:24.43 [3]	0:12.37 [8]	
	(13)	Brandon Lerena	4.6L (-5)	0:36.07	1200-1000 (0:11.00)	(0:11.75)	(0:11.00)	(0:11.35)	(0:11.46)	(0:11.64)	(0:12.06)	(0:12.37)	

Scratched: Outakandy (#1), Bollinger Miss (#8), Mr Bubbaluski (#10), Sir Maurice (#12), Pressalong (#16), For Better (#18), Royal Gladiator (#19), Silver Spoon (#20)

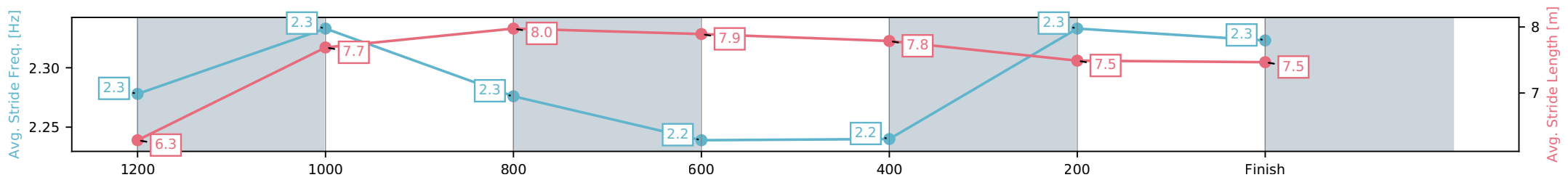
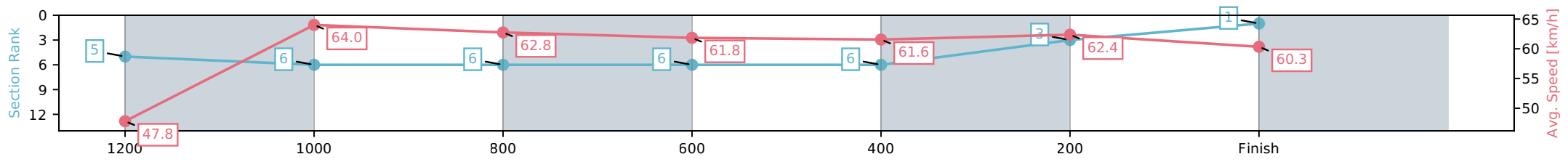
Horse/Jockey Name	Midnight Drifter/Georgina Cartwright
Finish Rank	1
Fastest Section Time (Section)	0:11.26 (1200-1000)
Top Speed [km/h] (Section)	65.3 (1200-1000)
Race State	Finished



Ipswich QLD --Professional-2026-05-04  
 Race 7: SEVEN NEWS BENCHMARK 68 Handicap - 1350m  
 04 May 2026 - 3:52PM  
 Track Rating: Soft 5, Weather: Cloudy, Rail Position: True Entire Circuit



Section	L1350	L1200	L1000	L800	L600	L400	L200
Section Times	1:20.86 (0:11.64)	1:09.22 [6] (0:11.26)	0:57.96 [6] (0:11.40)	0:46.55 [6] (0:11.53)	0:35.02 [6] (0:11.56)	0:23.47 [3] (0:11.50)	0:11.97 [1] (0:11.97)
Average Speed [km/h]	47.8	64.0	62.8	61.8	61.6	62.4	60.3
Top Speed [km/h]	62.5	65.3	64.1	62.9	62.7	63.0	62.6
Avg. Dist. to Rail [m]	1.9	1.4	1.2	2.8	2.9	1.2	2.1
Avg. Stride Freq. [Hz]	2.3	2.3	2.3	2.2	2.2	2.3	2.3
Avg. Stride Length [m]	6.3	7.7	8.0	7.9	7.8	7.5	7.5



[ ] Ranking at each section and finish  
 -:-:- No data available at this section  
 NA No data available

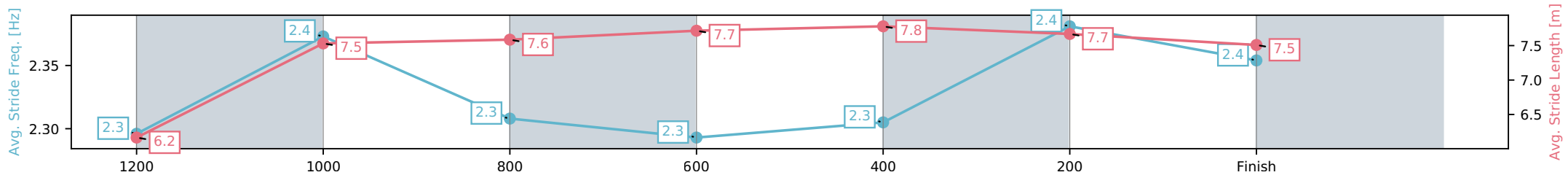
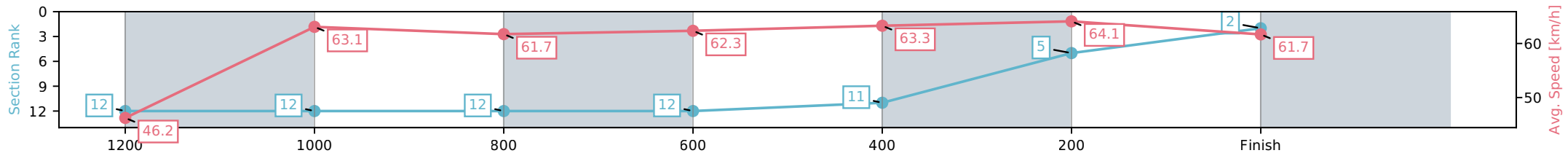
Horse/Jockey Name	El Pensador/Angela Jones
Finish Rank	2
Fastest Section Time (Section)	0:11.22 (400-200)
Top Speed [km/h] (Section)	65.0 (400-200)
Race State	Finished



Ipswich QLD --Professional-2026-05-04  
 Race 7: SEVEN NEWS BENCHMARK 68 Handicap - 1350m  
 04 May 2026 - 3:52PM  
 Track Rating: Soft 5, Weather: Cloudy, Rail Position: True Entire Circuit



Section	L1350	L1200	L1000	L800	L600	L400	L200
Section Times	1:20.87 (0:12.03)	1:08.84 [12] (0:11.46)	0:57.38 [12] (0:11.67)	0:45.71 [12] (0:11.46)	0:34.25 [11] (0:11.28)	0:22.97 [5] (0:11.22)	0:11.75 [2] (0:11.75)
Average Speed [km/h]	46.2	63.1	61.7	62.3	63.3	64.1	61.7
Top Speed [km/h]	60.6	64.5	62.7	63.2	64.7	65.0	64.3
Avg. Dist. to Rail [m]	9.3	2.7	0.4	1.7	1.9	0.7	1.5
Avg. Stride Freq. [Hz]	2.3	2.4	2.3	2.3	2.3	2.4	2.4
Avg. Stride Length [m]	6.2	7.5	7.6	7.7	7.8	7.7	7.5



- [ ] Ranking at each section and finish
- :-:- No data available at this section
- NA No data available

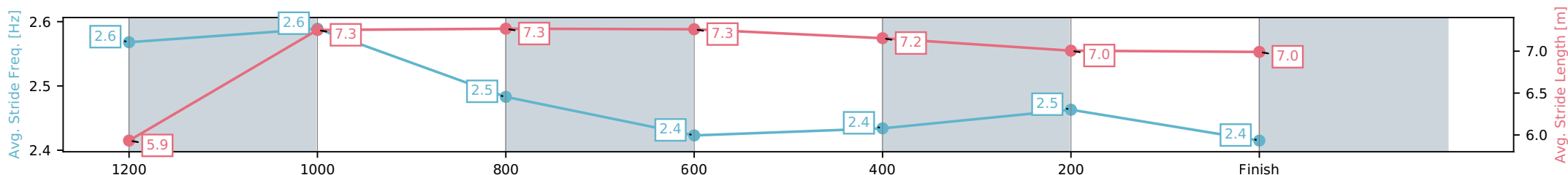
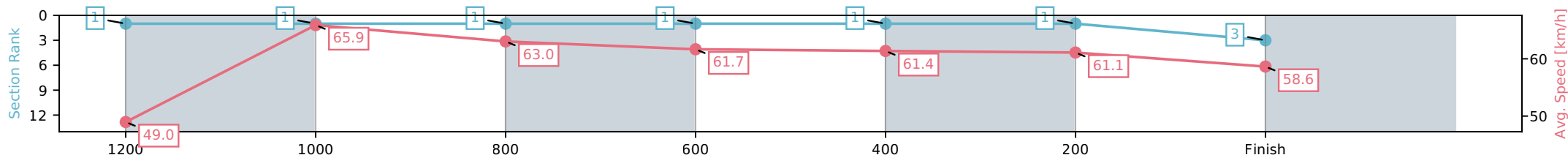
Horse/Jockey Name	Araletta/Fiona Sandkuhl
Finish Rank	3
Fastest Section Time (Section)	0:10.94 (1200-1000)
Top Speed [km/h] (Section)	66.8 (1200-1000)
Race State	Finished



Ipswich QLD --Professional-2026-05-04  
 Race 7: SEVEN NEWS BENCHMARK 68 Handicap - 1350m  
 04 May 2026 - 3:52PM  
 Track Rating: Soft 5, Weather: Cloudy, Rail Position: True Entire Circuit



Section	L1350	L1200	L1000	L800	L600	L400	L200
Section Times	1:20.89 (0:11.38)	1:09.51 [1] (0:10.94)	0:58.56 [1] (0:11.38)	0:47.18 [1] (0:11.51)	0:35.67 [1] (0:11.58)	0:24.09 [1] (0:11.72)	0:12.37 [3] (0:12.37)
Average Speed [km/h]	49.0	65.9	63.0	61.7	61.4	61.1	58.6
Top Speed [km/h]	64.5	66.8	63.7	62.7	62.6	61.4	60.8
Avg. Dist. to Rail [m]	6.4	3.5	1.7	3.2	3.0	1.0	0.5
Avg. Stride Freq. [Hz]	2.6	2.6	2.5	2.4	2.4	2.5	2.4
Avg. Stride Length [m]	5.9	7.3	7.3	7.3	7.2	7.0	7.0



[ ] Ranking at each section and finish  
 -:-:- No data available at this section  
 NA No data available

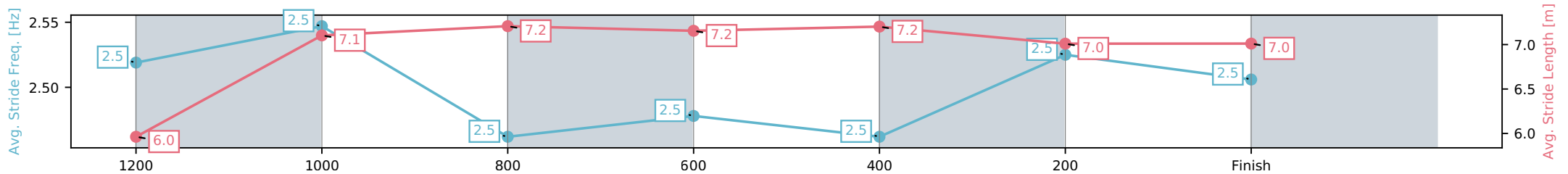
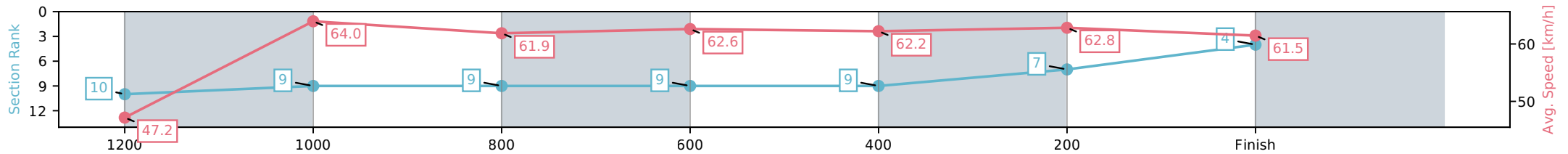
Horse/Jockey Name	Rubydoo/Bella Youngberry
Finish Rank	4
Fastest Section Time (Section)	0:11.29 (1200-1000)
Top Speed [km/h] (Section)	65.3 (1200-1000)
Race State	Finished



Ipswich QLD --Professional-2026-05-04  
 Race 7: SEVEN NEWS BENCHMARK 68 Handicap - 1350m  
 04 May 2026 - 3:52PM  
 Track Rating: Soft 5, Weather: Cloudy, Rail Position: True Entire Circuit



Section	L1350	L1200	L1000	L800	L600	L400	L200
Section Times	1:20.95 (0:11.85)	1:09.10 [9] (0:11.29)	0:57.81 [9] (0:11.64)	0:46.17 [9] (0:11.42)	0:34.75 [9] (0:11.58)	0:23.16 [7] (0:11.47)	0:11.69 [4] (0:11.69)
Average Speed [km/h]	47.2	64.0	61.9	62.6	62.2	62.8	61.5
Top Speed [km/h]	61.3	65.3	63.0	63.7	64.7	63.6	63.4
Avg. Dist. to Rail [m]	7.5	4.4	0.8	1.5	0.6	2.0	4.7
Avg. Stride Freq. [Hz]	2.5	2.5	2.5	2.5	2.5	2.5	2.5
Avg. Stride Length [m]	6.0	7.1	7.2	7.2	7.2	7.0	7.0



[ ] Ranking at each section and finish  
 -:-:- No data available at this section  
 NA No data available

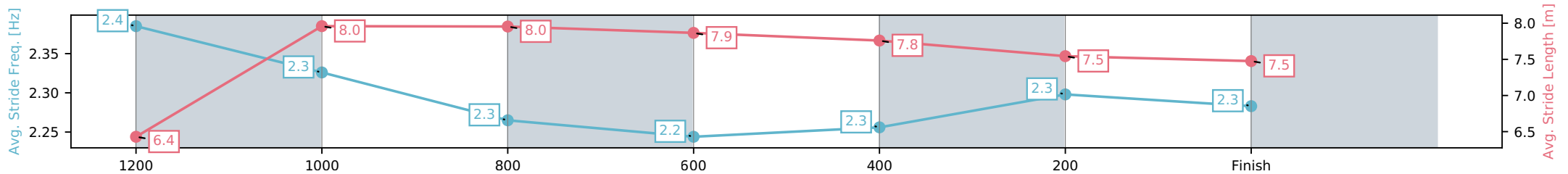
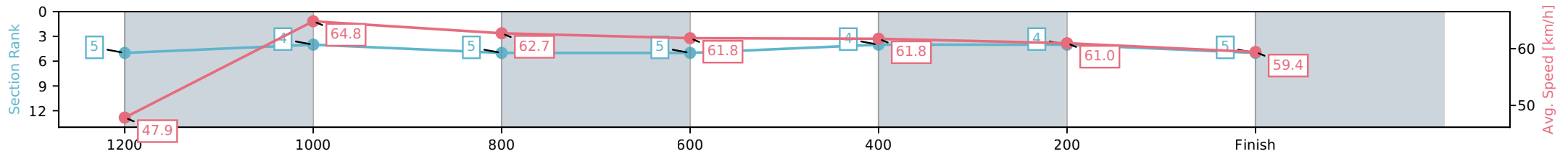
Horse/Jockey Name	Acapulco Girl/Ryan Maloney
Finish Rank	5
Fastest Section Time (Section)	0:11.09 (1200-1000)
Top Speed [km/h] (Section)	65.7 (1200-1000)
Race State	Finished



Ipswich QLD --Professional-2026-05-04  
 Race 7: SEVEN NEWS BENCHMARK 68 Handicap - 1350m  
 04 May 2026 - 3:52PM  
 Track Rating: Soft 5, Weather: Cloudy, Rail Position: True Entire Circuit



Section	L1350	L1200	L1000	L800	L600	L400	L200
Section Times	1:21.13 (0:11.64)	1:09.49 [4] (0:11.09)	0:58.40 [5] (0:11.45)	0:46.95 [5] (0:11.51)	0:35.45 [4] (0:11.54)	0:23.91 [4] (0:11.79)	0:12.12 [5] (0:12.12)
Average Speed [km/h]	47.9	64.8	62.7	61.8	61.8	61.0	59.4
Top Speed [km/h]	63.7	65.7	64.6	63.1	62.8	62.1	60.4
Avg. Dist. to Rail [m]	2.7	1.9	1.6	2.8	2.4	1.6	4.6
Avg. Stride Freq. [Hz]	2.4	2.3	2.3	2.2	2.3	2.3	2.3
Avg. Stride Length [m]	6.4	8.0	8.0	7.9	7.8	7.5	7.5



[ ] Ranking at each section and finish  
 -:-:- No data available at this section  
 NA No data available

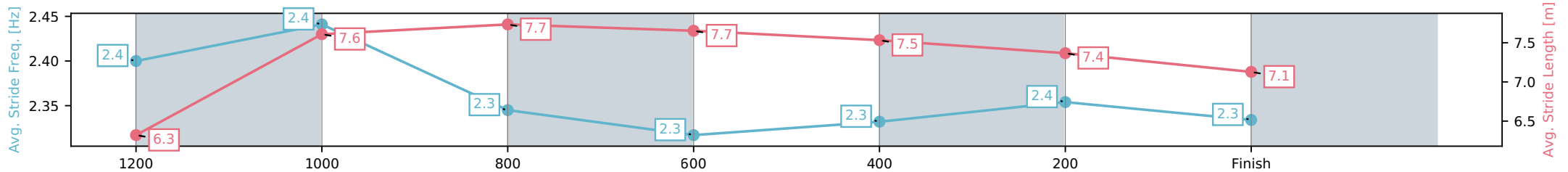
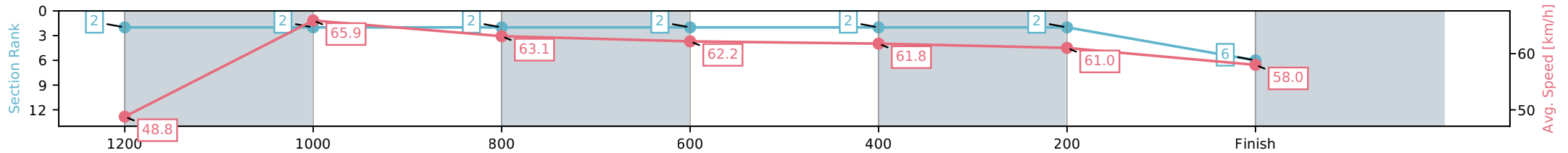
Horse/Jockey Name	Code In Time/Ben Thompson
Finish Rank	6
Fastest Section Time (Section)	0:10.99 (1200-1000)
Top Speed [km/h] (Section)	66.6 (1200-1000)
Race State	Finished



Ipswich QLD --Professional-2026-05-04  
 Race 7: SEVEN NEWS BENCHMARK 68 Handicap - 1350m  
 04 May 2026 - 3:52PM  
 Track Rating: Soft 5, Weather: Cloudy, Rail Position: True Entire Circuit



Section	L1350	L1200	L1000	L800	L600	L400	L200
Section Times	1:21.16 (0:11.45)	1:09.71 [2] (0:10.99)	0:58.72 [2] (0:11.40)	0:47.32 [2] (0:11.53)	0:35.80 [2] (0:11.57)	0:24.22 [2] (0:11.78)	0:12.45 [6] (0:12.45)
Average Speed [km/h]	48.8	65.9	63.1	62.2	61.8	61.0	58.0
Top Speed [km/h]	64.1	66.6	64.6	62.9	62.1	62.2	60.4
Avg. Dist. to Rail [m]	8.7	5.8	0.6	1.2	1.6	0.7	1.7
Avg. Stride Freq. [Hz]	2.4	2.4	2.3	2.3	2.3	2.4	2.3
Avg. Stride Length [m]	6.3	7.6	7.7	7.7	7.5	7.4	7.1



[ ] Ranking at each section and finish  
 -:-:- No data available at this section  
 NA No data available

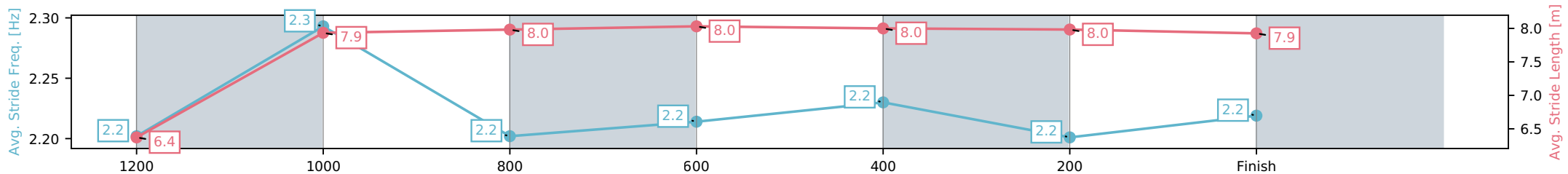
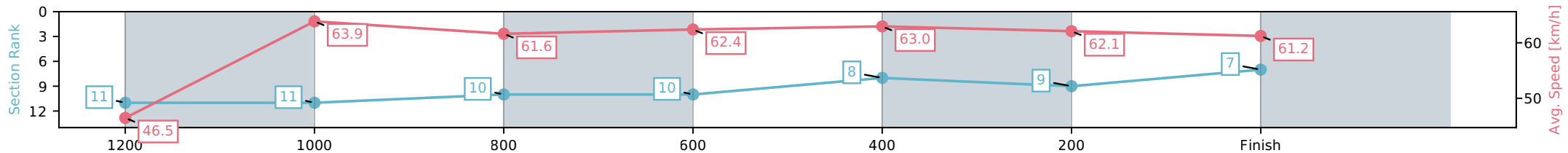
Horse/Jockey Name	Holy Flash/Corey Sutherland
Finish Rank	7
Fastest Section Time (Section)	0:11.28 (1200-1000)
Top Speed [km/h] (Section)	65.9 (1200-1000)
Race State	Finished



Ipswich QLD --Professional-2026-05-04  
 Race 7: SEVEN NEWS BENCHMARK 68 Handicap - 1350m  
 04 May 2026 - 3:52PM  
 Track Rating: Soft 5, Weather: Cloudy, Rail Position: True Entire Circuit



Section	L1350	L1200	L1000	L800	L600	L400	L200
Section Times	1:21.19 (0:12.02)	1:09.17 [11] (0:11.28)	0:57.89 [10] (0:11.62)	0:46.26 [10] (0:11.44)	0:34.82 [8] (0:11.39)	0:23.44 [9] (0:11.64)	0:11.79 [7] (0:11.79)
Average Speed [km/h]	46.5	63.9	61.6	62.4	63.0	62.1	61.2
Top Speed [km/h]	63.6	65.9	63.1	63.8	64.2	63.5	63.4
Avg. Dist. to Rail [m]	7.3	1.8	1.3	2.3	1.1	3.0	7.3
Avg. Stride Freq. [Hz]	2.2	2.3	2.2	2.2	2.2	2.2	2.2
Avg. Stride Length [m]	6.4	7.9	8.0	8.0	8.0	8.0	7.9



- [ ] Ranking at each section and finish
- :-:- No data available at this section
- NA No data available

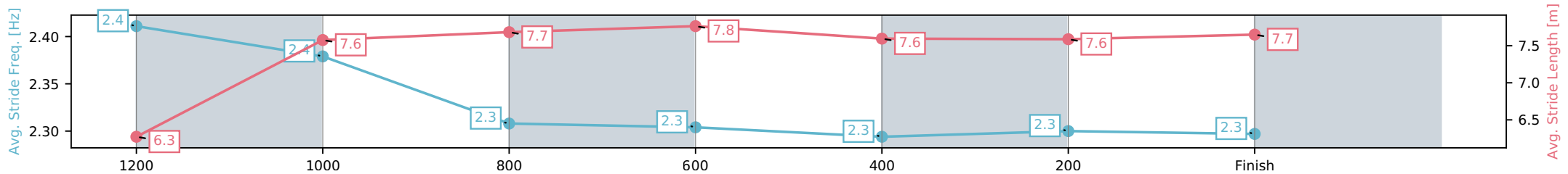
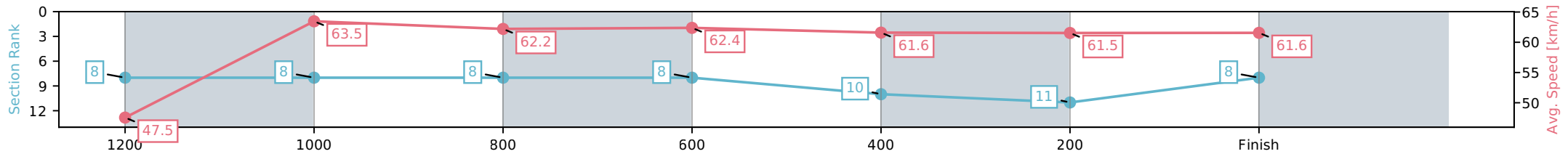
Horse/Jockey Name	Prime Asset/Michael Rodd
Finish Rank	8
Fastest Section Time (Section)	0:11.34 (1200-1000)
Top Speed [km/h] (Section)	64.9 (1200-1000)
Race State	Finished



Ipswich QLD --Professional-2026-05-04  
 Race 7: SEVEN NEWS BENCHMARK 68 Handicap - 1350m  
 04 May 2026 - 3:52PM  
 Track Rating: Soft 5, Weather: Cloudy, Rail Position: True Entire Circuit



Section	L1350	L1200	L1000	L800	L600	L400	L200
Section Times	1:21.28 (0:11.72)	1:09.56 [8] (0:11.34)	0:58.22 [8] (0:11.59)	0:46.62 [8] (0:11.51)	0:35.11 [10] (0:11.68)	0:23.43 [11] (0:11.74)	0:11.69 [8] (0:11.69)
Average Speed [km/h]	47.5	63.5	62.2	62.4	61.6	61.5	61.6
Top Speed [km/h]	62.5	64.9	63.6	64.0	63.1	62.2	62.4
Avg. Dist. to Rail [m]	3.6	2.1	0.3	0.8	0.4	1.9	2.9
Avg. Stride Freq. [Hz]	2.4	2.4	2.3	2.3	2.3	2.3	2.3
Avg. Stride Length [m]	6.3	7.6	7.7	7.8	7.6	7.6	7.7



[ ] Ranking at each section and finish  
 -:-:- No data available at this section  
 NA No data available

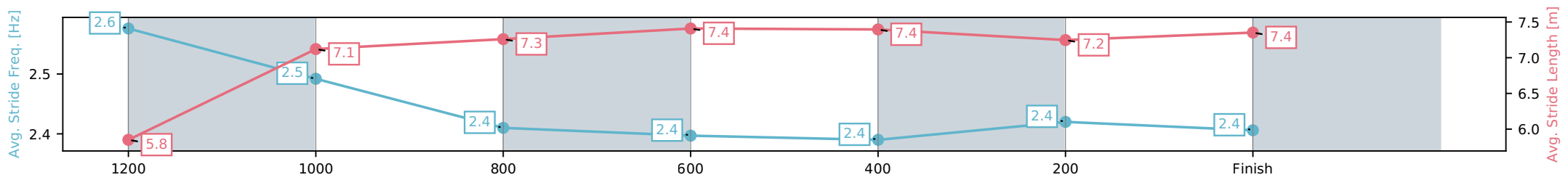
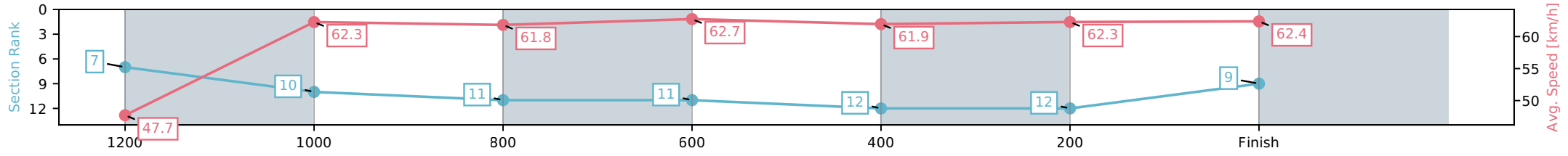
Horse/Jockey Name	Itza Charmdeel/Scott Sheargold
Finish Rank	9
Fastest Section Time (Section)	0:11.49 (800-600)
Top Speed [km/h] (Section)	67.2 (200-0)
Race State	Finished



Ipswich QLD --Professional-2026-05-04  
 Race 7: SEVEN NEWS BENCHMARK 68 Handicap - 1350m  
 04 May 2026 - 3:52PM  
 Track Rating: Soft 5, Weather: Cloudy, Rail Position: True Entire Circuit



Section	L1350	L1200	L1000	L800	L600	L400	L200
Section Times	1:21.30 (0:11.69)	1:09.61 [10] (0:11.59)	0:58.02 [11] (0:11.67)	0:46.36 [11] (0:11.49)	0:34.87 [12] (0:11.67)	0:23.20 [12] (0:11.60)	0:11.60 [9] (0:11.60)
Average Speed [km/h]	47.7	62.3	61.8	62.7	61.9	62.3	62.4
Top Speed [km/h]	61.7	64.0	63.2	64.0	63.9	63.7	67.2
Avg. Dist. to Rail [m]	5.1	3.1	1.1	0.4	1.1	0.4	0.5
Avg. Stride Freq. [Hz]	2.6	2.5	2.4	2.4	2.4	2.4	2.4
Avg. Stride Length [m]	5.8	7.1	7.3	7.4	7.4	7.2	7.4



[ ] Ranking at each section and finish  
 -:-:- No data available at this section  
 NA No data available

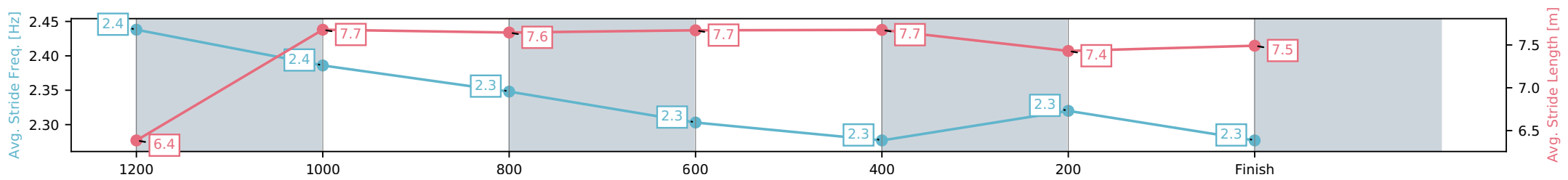
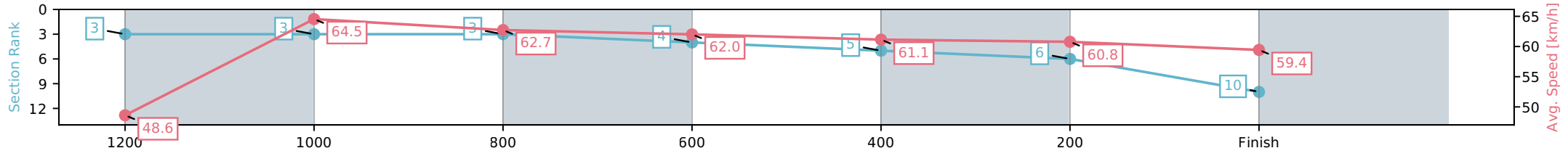
Horse/Jockey Name	I'm Zac/Daniel Moor
Finish Rank	10
Fastest Section Time (Section)	0:11.18 (1200-1000)
Top Speed [km/h] (Section)	65.1 (1200-1000)
Race State	Finished



Ipswich QLD --Professional-2026-05-04  
 Race 7: SEVEN NEWS BENCHMARK 68 Handicap - 1350m  
 04 May 2026 - 3:52PM  
 Track Rating: Soft 5, Weather: Cloudy, Rail Position: True Entire Circuit



Section	L1350	L1200	L1000	L800	L600	L400	L200
Section Times	1:21.36 (0:11.48)	1:09.88 [3] (0:11.18)	0:58.71 [3] (0:11.44)	0:47.27 [4] (0:11.56)	0:35.71 [5] (0:11.69)	0:24.02 [6] (0:11.83)	0:12.18 [10] (0:12.18)
Average Speed [km/h]	48.6	64.5	62.7	62.0	61.1	60.8	59.4
Top Speed [km/h]	64.4	65.1	64.0	62.7	62.3	62.1	61.3
Avg. Dist. to Rail [m]	4.8	3.3	0.6	1.7	1.5	1.4	2.7
Avg. Stride Freq. [Hz]	2.4	2.4	2.3	2.3	2.3	2.3	2.3
Avg. Stride Length [m]	6.4	7.7	7.6	7.7	7.7	7.4	7.5



[ ] Ranking at each section and finish  
 -.-.- No data available at this section  
 NA No data available

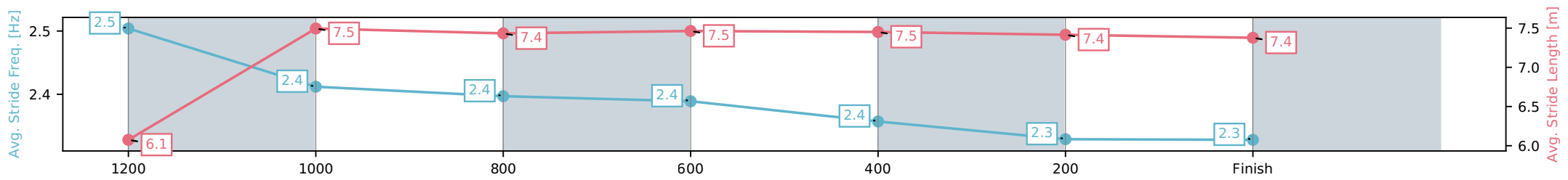
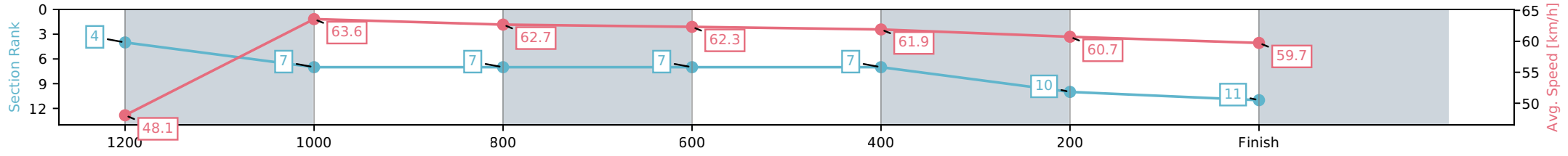
Horse/Jockey Name	Golden Cross/Michael Murphy
Finish Rank	11
Fastest Section Time (Section)	0:11.33 (1200-1000)
Top Speed [km/h] (Section)	64.3 (1200-1000)
Race State	Finished



Ipswich QLD --Professional-2026-05-04  
 Race 7: SEVEN NEWS BENCHMARK 68 Handicap - 1350m  
 04 May 2026 - 3:52PM  
 Track Rating: Soft 5, Weather: Cloudy, Rail Position: True Entire Circuit



Section	L1350	L1200	L1000	L800	L600	L400	L200
Section Times	1:21.52 (0:11.60)	1:09.92 [7] (0:11.33)	0:58.59 [7] (0:11.50)	0:47.10 [7] (0:11.51)	0:35.59 [7] (0:11.60)	0:23.98 [10] (0:11.92)	0:12.07 [11] (0:12.07)
Average Speed [km/h]	48.1	63.6	62.7	62.3	61.9	60.7	59.7
Top Speed [km/h]	63.4	64.3	63.7	63.6	63.5	61.5	61.7
Avg. Dist. to Rail [m]	6.8	3.4	0.3	1.1	0.6	2.6	5.8
Avg. Stride Freq. [Hz]	2.5	2.4	2.4	2.4	2.4	2.3	2.3
Avg. Stride Length [m]	6.1	7.5	7.4	7.5	7.5	7.4	7.4



[ ] Ranking at each section and finish  
 -:-:- No data available at this section  
 NA No data available

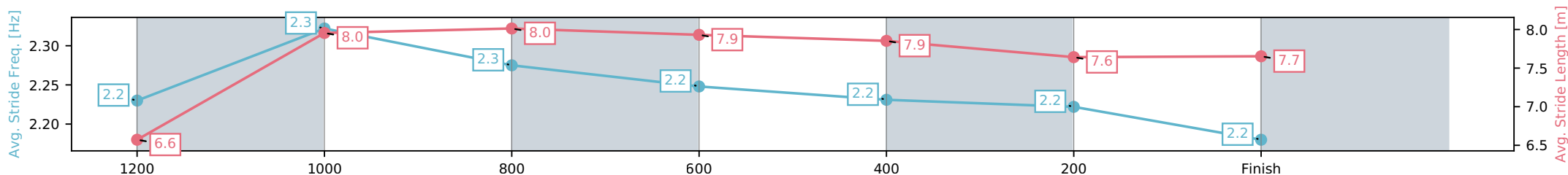
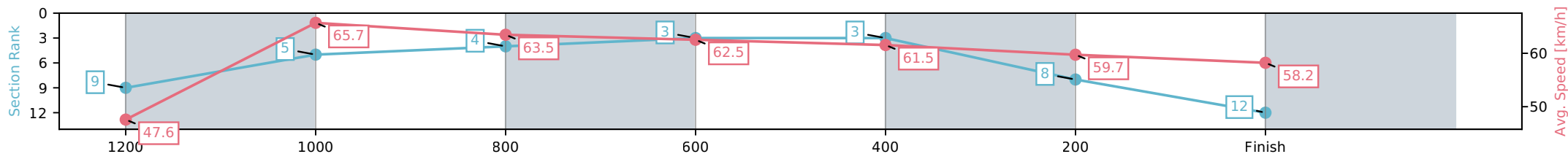
Horse/Jockey Name	Toolatmate/Brandon Lerena
Finish Rank	12
Fastest Section Time (Section)	0:11.00 (1200-1000)
Top Speed [km/h] (Section)	66.5 (1200-1000)
Race State	Finished



Ipswich QLD --Professional-2026-05-04  
 Race 7: SEVEN NEWS BENCHMARK 68 Handicap - 1350m  
 04 May 2026 - 3:52PM  
 Track Rating: Soft 5, Weather: Cloudy, Rail Position: True Entire Circuit



Section	L1350	L1200	L1000	L800	L600	L400	L200
Section Times	1:21.64 (0:11.75)	1:09.89 [5] (0:11.00)	0:58.88 [4] (0:11.35)	0:47.53 [3] (0:11.46)	0:36.07 [3] (0:11.64)	0:24.43 [8] (0:12.06)	0:12.37 [12] (0:12.37)
Average Speed [km/h]	47.6	65.7	63.5	62.5	61.5	59.7	58.2
Top Speed [km/h]	62.5	66.5	65.1	63.1	62.5	60.9	60.6
Avg. Dist. to Rail [m]	11.0	6.1	1.0	1.3	1.5	2.1	4.4
Avg. Stride Freq. [Hz]	2.2	2.3	2.3	2.2	2.2	2.2	2.2
Avg. Stride Length [m]	6.6	8.0	8.0	7.9	7.9	7.6	7.7



- [ ] Ranking at each section and finish
- :-:- No data available at this section
- NA No data available



Ipswich QLD  
 Race 8: SCHWEPPE'S RATINGS BAND 0 - 58 Handicap - 1350m  
 04 May 2026 - 4:28PM



Track Rating: Soft 5, Weather: Cloudy, Rail Position: True Entire Circuit

Field Times (Race Tempo)      1:20.95    1:09.83    0:58.90    0:47.82    0:36.18    0:24.57    0:12.50  
 (0:11.12)    (0:10.93)    (0:11.08)    (0:11.64)    (0:11.61)    (0:12.06)    (0:12.50)

Rank	TAB#	Horse	Overall Time	First 400m	Top Speed km/h (Section)	L1350	L1200	L1000	L800	L600	L400	L200	
	(BAR#)	Jockey	Margin (DT-W)	Last 600m	Fastest Section (Time)	Start - 1200	1200 - 1000	1000 - 800	800 - 600	600 - 400	400 - 200	200 - Finish	
1	4	Yeah Copy	1:20.95	0:25.34	68.2 (1200-1000)	1:20.95	1:09.32 [8]	0:58.42 [7]	0:47.16 [7]	0:35.54 [7]	0:23.76 [9]	0:12.05 [6]	
	(3)	Damien Boche		0:35.53	1200-1000 (0:10.91)	(0:11.62)	(0:10.91)	(0:11.26)	(0:11.62)	(0:11.77)	(0:11.71)	(0:12.05)	
2	1	Clubhouse	1:21.27	0:25.64	66.3 (1200-1000)	1:21.27	1:09.60 [10]	0:58.43 [10]	0:47.20 [10]	0:35.60 [10]	0:24.01 [10]	0:12.28 [8]	
	(4)	Ryan Maloney	1.9L (-1)	0:35.60	1200-1000 (0:11.17)	(0:11.67)	(0:11.17)	(0:11.23)	(0:11.60)	(0:11.59)	(0:11.73)	(0:12.28)	
3	3	Ready To Ignite	1:21.27	0:24.89	68.4 (1200-1000)	1:21.27	1:09.86 [6]	0:59.09 [3]	0:47.89 [3]	0:36.41 [2]	0:24.85 [2]	0:12.82 [1]	
	(9)	Bailey Wheeler	1.9L (-1)	0:36.41	1200-1000 (0:10.76)	(0:11.41)	(0:10.76)	(0:11.20)	(0:11.48)	(0:11.56)	(0:12.03)	(0:12.82)	
4	19	Bee Exact	1:21.29	0:25.19	65.7 (1200-1000)	1:21.29	1:09.95 [3]	0:58.87 [5]	0:47.73 [4]	0:36.10 [5]	0:24.61 [3]	0:12.68 [2]	
	(2)	Olivia Kendal	2.0L (+9)	0:36.11	1200-1000 (0:11.08)	(0:11.34)	(0:11.08)	(0:11.14)	(0:11.63)	(0:11.49)	(0:11.94)	(0:12.68)	
5	17	Save The Roses	1:21.33	0:25.77	65.5 (1200-1000)	1:21.33	1:09.51 [11]	0:58.38 [11]	0:47.10 [11]	0:35.61 [11]	0:23.95 [11]	0:12.19 [12]	
	(5)	Benjamin Osmond	2.2L (+5)	0:35.61	1200-1000 (0:11.13)	(0:11.82)	(0:11.13)	(0:11.28)	(0:11.49)	(0:11.66)	(0:11.76)	(0:12.19)	
5	20	Moet At Midnight	1:21.33	0:25.88	65.2 (1200-1000)	1:21.33	1:09.40 [12]	0:58.24 [12]	0:46.99 [12]	0:35.44 [12]	0:23.89 [12]	0:12.20 [11]	
	(10)	Luke Dempsey	2.2L (+0)	0:35.45	1200-1000 (0:11.16)	(0:11.93)	(0:11.16)	(0:11.25)	(0:11.55)	(0:11.56)	(0:11.69)	(0:12.20)	
7	12	Risk For Reward	1:21.39	0:25.51	65.8 (1200-1000)	1:21.39	1:09.76 [9]	0:58.67 [9]	0:47.46 [9]	0:35.96 [9]	0:24.43 [6]	0:12.61 [4]	
	(1)	Dylan Turner	2.6L (+10)	0:35.97	1200-1000 (0:11.09)	(0:11.63)	(0:11.09)	(0:11.22)	(0:11.49)	(0:11.53)	(0:11.83)	(0:12.61)	
8	21	Duchess Bree	1:21.55	0:26.26	64.8 (1200-1000)	1:21.55	1:09.51 [13]	0:58.10 [13]	0:46.92 [13]	0:35.60 [13]	0:24.04 [13]	0:12.24 [13]	
	(12)	Fred Larson	3.5L (+8)	0:35.61	1000-800 (0:11.18)	(0:12.04)	(0:11.40)	(0:11.18)	(0:11.32)	(0:11.57)	(0:11.80)	(0:12.24)	
9	2	Raging	1:21.56	0:25.34	66.4 (1200-1000)	1:21.56	1:10.04 [7]	0:59.01 [8]	0:47.77 [8]	0:36.15 [8]	0:24.53 [8]	0:12.51 [9]	
	(11)	Ben Thompson	3.5L (-3)	0:36.15	1200-1000 (0:11.03)	(0:11.52)	(0:11.03)	(0:11.24)	(0:11.62)	(0:11.61)	(0:12.03)	(0:12.51)	
10	23	Grandeur Rose	1:21.60	0:25.22	65.5 (1200-1000)	1:21.60	1:10.24 [5]	0:59.13 [6]	0:48.00 [5]	0:36.44 [4]	0:24.75 [5]	0:12.66 [7]	
	(8)	Chelsea Baker	3.8L (+1)	0:36.44	1200-1000 (0:11.11)	(0:11.36)	(0:11.11)	(0:11.13)	(0:11.56)	(0:11.69)	(0:12.09)	(0:12.66)	

Scratched: Law Marshal (#6), Better Draw (#7), Bold As Brass (#8), Sir Memphis (#9), What Did You Say (#10), North Channel (#11), Jupiter Hills (#13), War Too All (#15), Wexford Miss (#16), Bold Change (#18), Jediah (#22)

Report Created: Mon 04 May 2026

(Note: Races are conducted over an approximate distance as close as possible to the advertised distance, and recorded data may vary accordingly. Official times refer to race times only and do not include handicap times.)

[ ] Position in running at each section and finish    TAB# Saddle cloth number

-:--:-- No data available at this section

NA No data available

DNT Did not track

BAR# Barrier/Gate Position

DNF Did not finish

DT-W Distance travelled compared to winner in metres

Fastest split

Fastest section



Ipswich QLD  
 Race 8: SCHWEPPE'S RATINGS BAND 0 - 58 Handicap - 1350m  
 04 May 2026 - 4:28PM



Track Rating: Soft 5, Weather: Cloudy, Rail Position: True Entire Circuit

Field Times (Race Tempo)      1:20.95    1:09.83    0:58.90    0:47.82    0:36.18    0:24.57    0:12.50  
 (0:11.12)    (0:10.93)    (0:11.08)    (0:11.64)    (0:11.61)    (0:12.06)    (0:12.50)

Rank	TAB#	Horse	Overall Time	First 400m	Top Speed km/h (Section)	L1350	L1200	L1000	L800	L600	L400	L200	
	(BAR#)	Jockey	Margin (DT-W)	Last 600m	Fastest Section (Time)	Start - 1200	1200 - 1000	1000 - 800	800 - 600	600 - 400	400 - 200	200 - Finish	
11	24	Rockrata	1:21.83	0:25.14	66.4 (1200-1000)	1:21.83	1:10.64 [2]	0:59.49 [4]	0:48.21 [6]	0:36.64 [6]	0:24.85 [7]	0:12.78 [10]	
	(6)	Taylor Marshall	5.1L (+3)	0:36.64	1200-1000 (0:11.15)	(0:11.19)	(0:11.15)	(0:11.28)	(0:11.57)	(0:11.78)	(0:12.08)	(0:12.78)	
12	5	Decadad	1:21.86	0:24.85	66.9 (1200-1000)	1:21.86	1:10.74 [1]	0:59.72 [2]	0:48.57 [2]	0:36.95 [3]	0:25.17 [4]	0:13.01 [5]	
	(7)	Brandon Lerena	5.3L (+3)	0:36.94	1200-1000 (0:11.02)	(0:11.12)	(0:11.02)	(0:11.15)	(0:11.62)	(0:11.78)	(0:12.15)	(0:13.01)	
13	14	Sure Start	1:22.37	0:24.74	68.6 (1200-1000)	1:22.37	1:11.01 [4]	1:00.32 [1]	0:49.24 [1]	0:37.60 [1]	0:25.99 [1]	0:13.72 [3]	
	(13)	Corey Sutherland	8.4L (+8)	0:37.60	1200-1000 (0:10.69)	(0:11.36)	(0:10.69)	(0:11.08)	(0:11.64)	(0:11.61)	(0:12.27)	(0:13.72)	

Scratched: Law Marshal (#6), Better Draw (#7), Bold As Brass (#8), Sir Memphis (#9), What Did You Say (#10), North Channel (#11), Jupiter Hills (#13), War Too All (#15), Wexford Miss (#16), Bold Change (#18), Jediah (#22)

Horse/Jockey Name	Yeah Copy/Damien Boche
Finish Rank	1
Fastest Section Time (Section)	0:10.91 (1200-1000)
Top Speed [km/h] (Section)	68.2 (1200-1000)
Race State	Finished



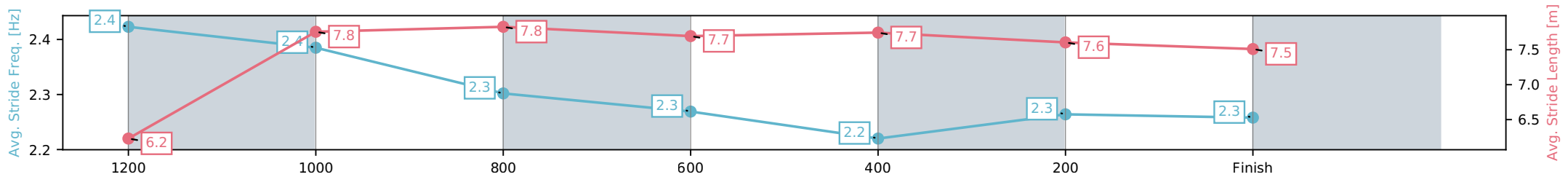
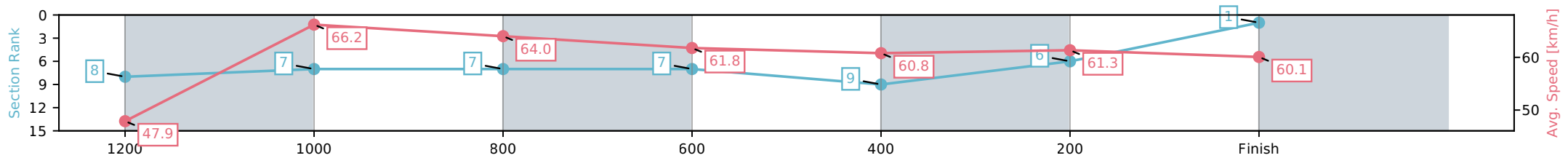
Ipswich QLD --Professional-2026-05-04  
 Race 8: SCHWEPPES RATINGS BAND 0 - 58 Handicap - 1350m

04 May 2026 - 4:28PM



Track Rating: Soft 5, Weather: Cloudy, Rail Position: True Entire Circuit

Section	L1350	L1200	L1000	L800	L600	L400	L200
Section Times	1:20.95 (0:11.62)	1:09.32 [7] (0:10.91)	0:58.42 [7] (0:11.26)	0:47.16 [7] (0:11.62)	0:35.54 [9] (0:11.77)	0:23.76 [6] (0:11.71)	0:12.05 [1] (0:12.05)
Average Speed [km/h]	47.9	66.2	64.0	61.8	60.8	61.3	60.1
Top Speed [km/h]	65.5	68.2	64.8	62.2	61.4	62.2	61.6
Avg. Dist. to Rail [m]	3.3	3.1	0.5	0.6	1.0	1.0	4.4
Avg. Stride Freq. [Hz]	2.4	2.4	2.3	2.3	2.2	2.3	2.3
Avg. Stride Length [m]	6.2	7.8	7.8	7.7	7.7	7.6	7.5



- [ ] Ranking at each section and finish
- :-:- No data available at this section
- NA No data available

Horse/Jockey Name	Clubhouse/Ryan Maloney
Finish Rank	2
Fastest Section Time (Section)	0:11.17 (1200-1000)
Top Speed [km/h] (Section)	66.3 (1200-1000)
Race State	Finished



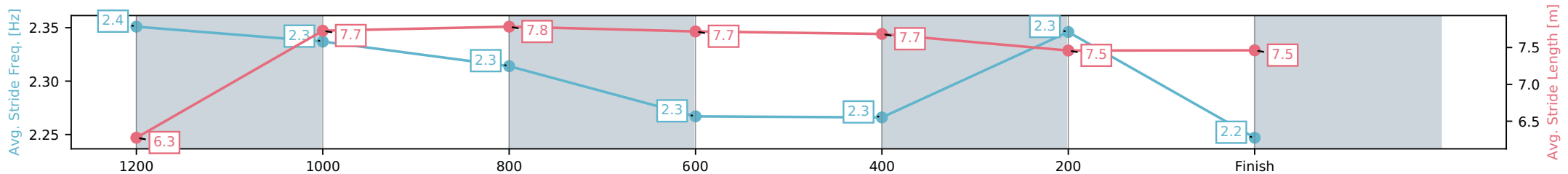
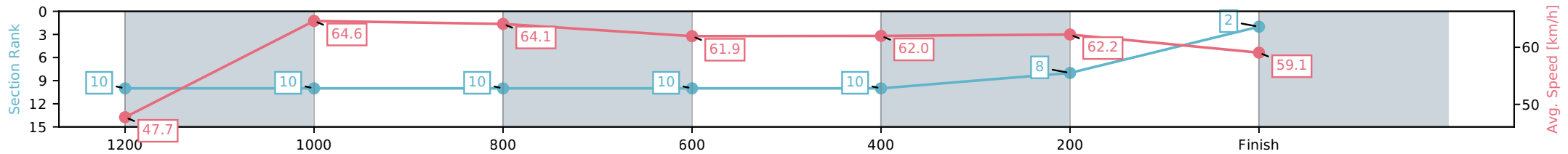
Ipswich QLD --Professional-2026-05-04  
 Race 8: SCHWEPPES RATINGS BAND 0 - 58 Handicap - 1350m

04 May 2026 - 4:28PM



Track Rating: Soft 5, Weather: Cloudy, Rail Position: True Entire Circuit

Section	L1350	L1200	L1000	L800	L600	L400	L200
Section Times	1:21.27 (0:11.67)	1:09.60 [10] (0:11.17)	0:58.43 [10] (0:11.23)	0:47.20 [10] (0:11.60)	0:35.60 [10] (0:11.59)	0:24.01 [8] (0:11.73)	0:12.28 [2] (0:12.28)
Average Speed [km/h]	47.7	64.6	64.1	61.9	62.0	62.2	59.1
Top Speed [km/h]	62.8	66.3	64.6	64.0	62.4	62.9	61.3
Avg. Dist. to Rail [m]	4.8	3.7	0.6	0.6	0.5	4.5	8.6
Avg. Stride Freq. [Hz]	2.4	2.3	2.3	2.3	2.3	2.3	2.2
Avg. Stride Length [m]	6.3	7.7	7.8	7.7	7.7	7.5	7.5



- [ ] Ranking at each section and finish
- :-:- No data available at this section
- NA No data available

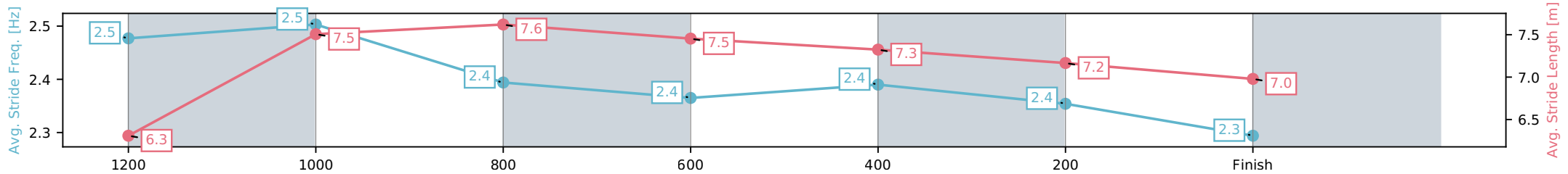
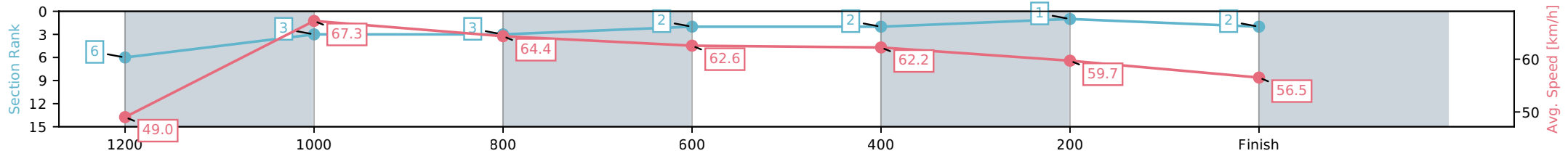
Horse/Jockey Name	Ready To Ignite/Bailey Wheeler
Finish Rank	3
Fastest Section Time (Section)	0:10.76 (1200-1000)
Top Speed [km/h] (Section)	68.4 (1200-1000)
Race State	Finished



Ipswich QLD --Professional-2026-05-04  
 Race 8: SCHWEPPES RATINGS BAND 0 - 58 Handicap - 1350m  
 04 May 2026 - 4:28PM  
 Track Rating: Soft 5, Weather: Cloudy, Rail Position: True Entire Circuit



Section	L1350	L1200	L1000	L800	L600	L400	L200
Section Times	1:21.27 (0:11.41)	1:09.86 [3] (0:10.76)	0:59.09 [3] (0:11.20)	0:47.89 [2] (0:11.48)	0:36.41 [2] (0:11.56)	0:24.85 [1] (0:12.03)	0:12.82 [2] (0:12.82)
Average Speed [km/h]	49.0	67.3	64.4	62.6	62.2	59.7	56.5
Top Speed [km/h]	64.6	68.4	66.7	63.0	63.1	60.8	58.8
Avg. Dist. to Rail [m]	10.6	6.1	0.9	0.3	0.6	0.7	1.4
Avg. Stride Freq. [Hz]	2.5	2.5	2.4	2.4	2.4	2.4	2.3
Avg. Stride Length [m]	6.3	7.5	7.6	7.5	7.3	7.2	7.0



[ ] Ranking at each section and finish  
 -:-:- No data available at this section  
 NA No data available

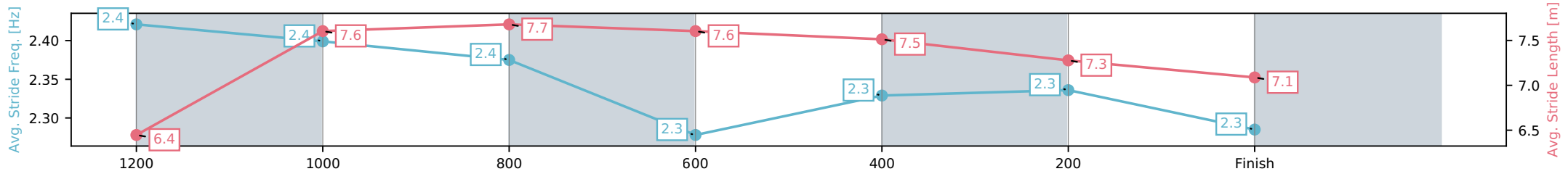
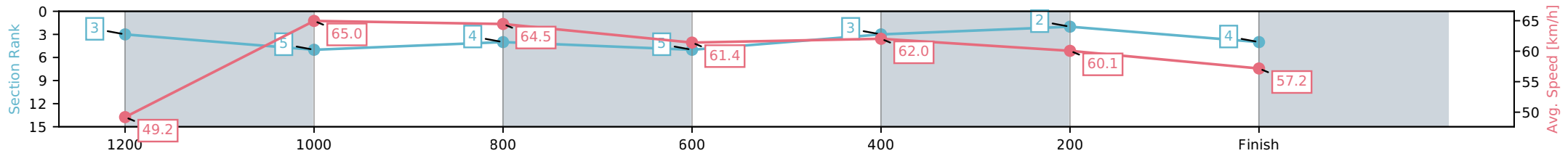
Horse/Jockey Name	Bee Exact/Olivia Kendal
Finish Rank	4
Fastest Section Time (Section)	0:11.08 (1200-1000)
Top Speed [km/h] (Section)	65.7 (1200-1000)
Race State	Finished



Ipswich QLD --Professional-2026-05-04  
 Race 8: SCHWEPPES RATINGS BAND 0 - 58 Handicap - 1350m  
 04 May 2026 - 4:28PM  
 Track Rating: Soft 5, Weather: Cloudy, Rail Position: True Entire Circuit



Section	L1350	L1200	L1000	L800	L600	L400	L200
Section Times	1:21.29 (0:11.34)	1:09.95 [5] (0:11.08)	0:58.87 [4] (0:11.14)	0:47.73 [5] (0:11.63)	0:36.10 [3] (0:11.49)	0:24.61 [2] (0:11.94)	0:12.68 [4] (0:12.68)
Average Speed [km/h]	49.2	65.0	64.5	61.4	62.0	60.1	57.2
Top Speed [km/h]	63.8	65.7	65.6	62.1	62.4	62.2	59.4
Avg. Dist. to Rail [m]	3.4	2.1	1.1	2.1	2.4	1.3	2.8
Avg. Stride Freq. [Hz]	2.4	2.4	2.4	2.3	2.3	2.3	2.3
Avg. Stride Length [m]	6.4	7.6	7.7	7.6	7.5	7.3	7.1



[ ] Ranking at each section and finish  
 -:-:- No data available at this section  
 NA No data available

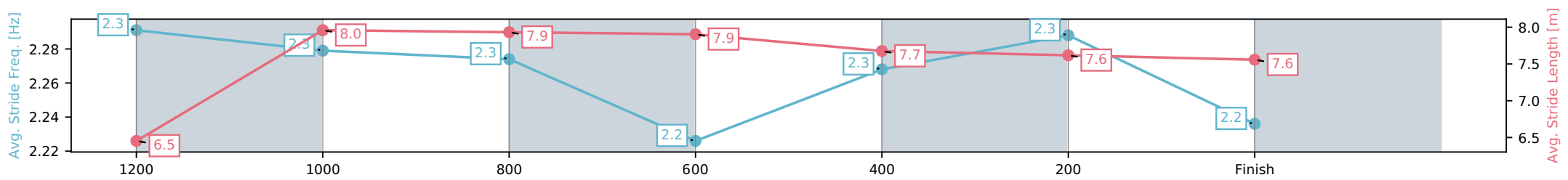
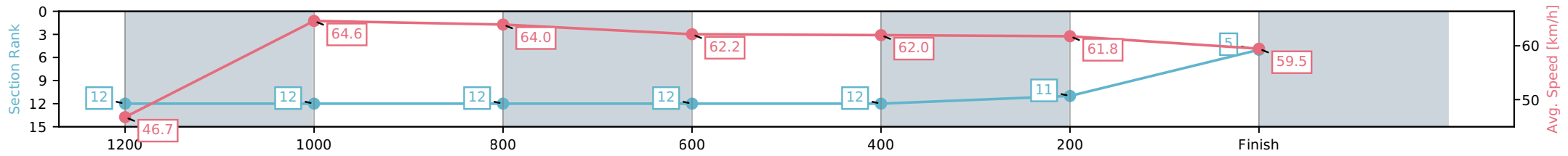
Horse/Jockey Name	Save The Roses/Benjamin Osmond
Finish Rank	5
Fastest Section Time (Section)	0:11.13 (1200-1000)
Top Speed [km/h] (Section)	65.5 (1200-1000)
Race State	Finished



Ipswich QLD --Professional-2026-05-04  
 Race 8: SCHWEPPES RATINGS BAND 0 - 58 Handicap - 1350m  
 04 May 2026 - 4:28PM  
 Track Rating: Soft 5, Weather: Cloudy, Rail Position: True Entire Circuit



Section	L1350	L1200	L1000	L800	L600	L400	L200
Section Times	1:21.33 (0:11.82)	1:09.51 [11] (0:11.13)	0:58.38 [11] (0:11.28)	0:47.10 [11] (0:11.49)	0:35.61 [11] (0:11.66)	0:23.95 [12] (0:11.76)	0:12.19 [5] (0:12.19)
Average Speed [km/h]	47.2	64.6	63.8	62.2	61.3	60.9	59.5
Top Speed [km/h]	63.6	65.5	64.1	63.9	62.1	62.2	61.6
Avg. Dist. to Rail [m]	5.1	1.8	0.6	1.6	1.9	0.9	2.3
Avg. Stride Freq. [Hz]	2.4	2.5	2.4	2.3	2.3	2.3	2.2
Avg. Stride Length [m]	6.1	7.4	7.5	7.6	7.6	7.5	7.5



[ ] Ranking at each section and finish  
 -:-:- No data available at this section  
 NA No data available

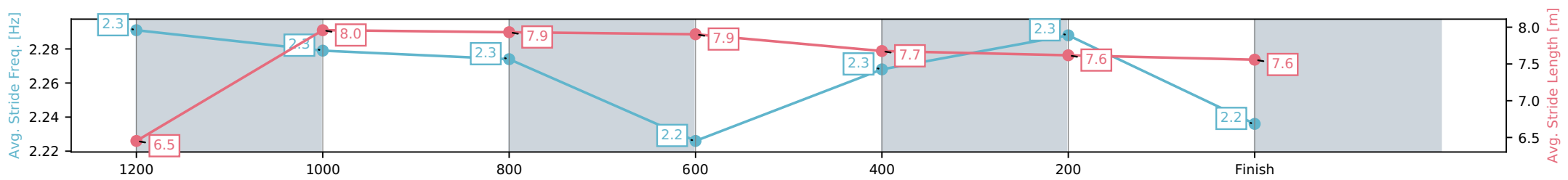
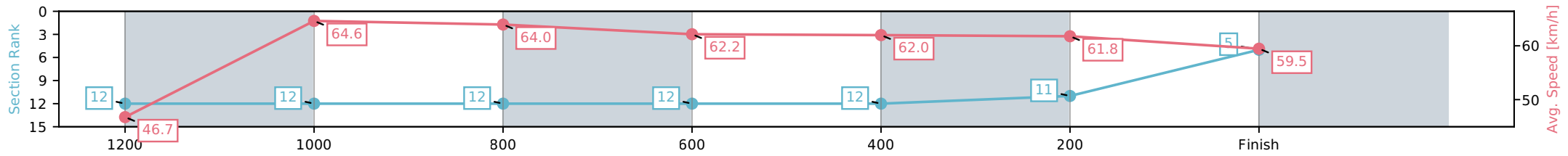
Horse/Jockey Name	Moet At Midnight/Luke Dempsey
Finish Rank	5
Fastest Section Time (Section)	0:11.16 (1200-1000)
Top Speed [km/h] (Section)	65.2 (1200-1000)
Race State	Finished



Ipswich QLD --Professional-2026-05-04  
 Race 8: SCHWEPPES RATINGS BAND 0 - 58 Handicap - 1350m  
 04 May 2026 - 4:28PM  
 Track Rating: Soft 5, Weather: Cloudy, Rail Position: True Entire Circuit



Section	L1350	L1200	L1000	L800	L600	L400	L200
Section Times	1:21.33 (0:11.93)	1:09.40 [12] (0:11.16)	0:58.24 [12] (0:11.25)	0:46.99 [12] (0:11.55)	0:35.44 [12] (0:11.56)	0:23.89 [11] (0:11.69)	0:12.20 [5] (0:12.20)
Average Speed [km/h]	46.7	64.6	64.0	62.2	62.0	61.8	59.5
Top Speed [km/h]	63.5	65.2	64.8	63.6	62.5	63.2	62.0
Avg. Dist. to Rail [m]	8.1	2.6	0.5	0.9	1.2	1.7	5.6
Avg. Stride Freq. [Hz]	2.3	2.3	2.3	2.2	2.3	2.3	2.2
Avg. Stride Length [m]	6.5	8.0	7.9	7.9	7.7	7.6	7.6



[ ] Ranking at each section and finish  
 -:-:- No data available at this section  
 NA No data available

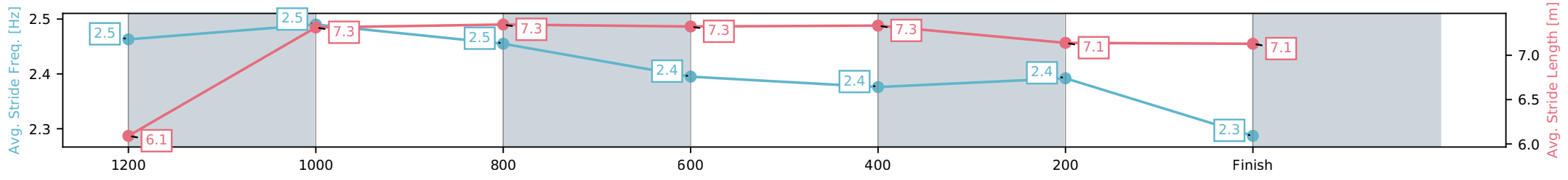
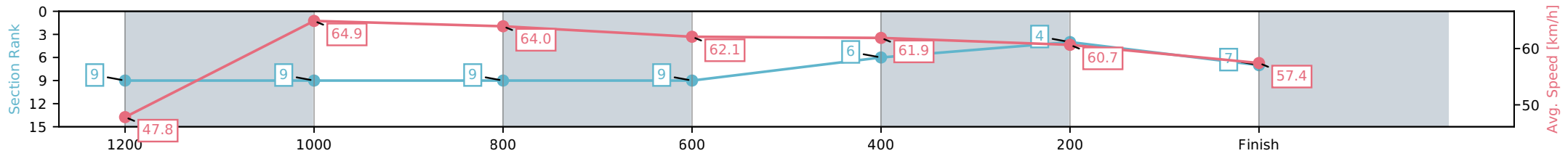
Horse/Jockey Name	Risk For Reward/Dylan Turner
Finish Rank	7
Fastest Section Time (Section)	0:11.09 (1200-1000)
Top Speed [km/h] (Section)	65.8 (1200-1000)
Race State	Finished



Ipswich QLD --Professional-2026-05-04  
 Race 8: SCHWEPPES RATINGS BAND 0 - 58 Handicap - 1350m  
 04 May 2026 - 4:28PM  
 Track Rating: Soft 5, Weather: Cloudy, Rail Position: True Entire Circuit



Section	L1350	L1200	L1000	L800	L600	L400	L200
Section Times	1:21.39 (0:11.63)	1:09.76 [9] (0:11.09)	0:58.67 [9] (0:11.22)	0:47.46 [9] (0:11.49)	0:35.96 [6] (0:11.53)	0:24.43 [4] (0:11.83)	0:12.61 [7] (0:12.61)
Average Speed [km/h]	47.8	64.9	64.0	62.1	61.9	60.7	57.4
Top Speed [km/h]	63.9	65.8	64.6	63.5	62.5	61.5	59.2
Avg. Dist. to Rail [m]	1.3	1.5	1.5	2.3	2.0	1.3	1.3
Avg. Stride Freq. [Hz]	2.5	2.5	2.5	2.4	2.4	2.4	2.3
Avg. Stride Length [m]	6.1	7.3	7.3	7.3	7.3	7.1	7.1



[ ] Ranking at each section and finish  
 -:-:- No data available at this section  
 NA No data available

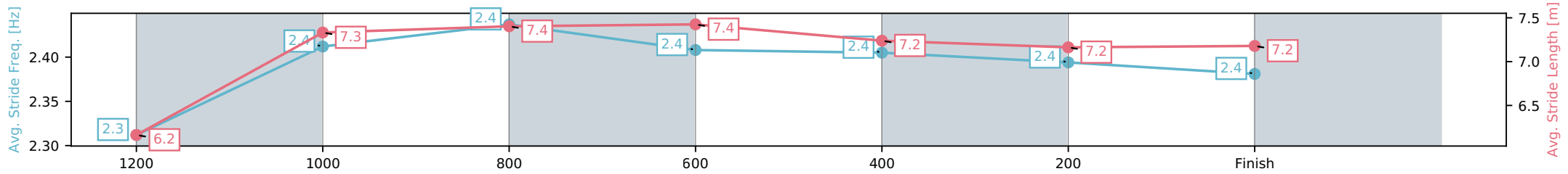
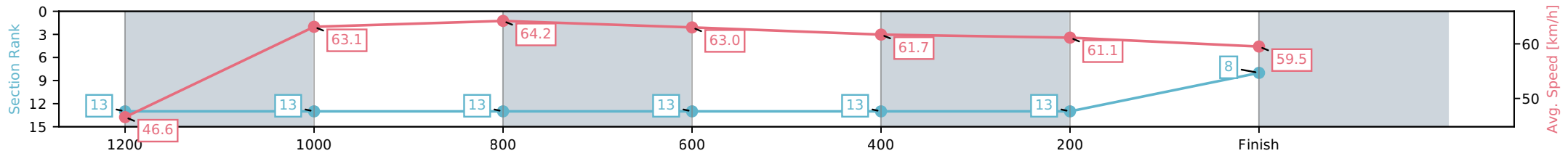
Horse/Jockey Name	Duchess Bree/Fred Larson
Finish Rank	8
Fastest Section Time (Section)	0:11.18 (1000-800)
Top Speed [km/h] (Section)	64.8 (1200-1000)
Race State	Finished



Ipswich QLD --Professional-2026-05-04  
 Race 8: SCHWEPPES RATINGS BAND 0 - 58 Handicap - 1350m  
 04 May 2026 - 4:28PM  
 Track Rating: Soft 5, Weather: Cloudy, Rail Position: True Entire Circuit



Section	L1350	L1200	L1000	L800	L600	L400	L200
Section Times	1:21.55 (0:12.04)	1:09.51 [13] (0:11.40)	0:58.10 [13] (0:11.18)	0:46.92 [13] (0:11.32)	0:35.60 [13] (0:11.57)	0:24.04 [13] (0:11.80)	0:12.24 [8] (0:12.24)
Average Speed [km/h]	46.6	63.1	64.2	63.0	61.7	61.1	59.5
Top Speed [km/h]	61.3	64.8	64.6	64.8	62.5	62.9	62.4
Avg. Dist. to Rail [m]	11.4	2.7	1.0	2.2	2.1	2.1	10.7
Avg. Stride Freq. [Hz]	2.3	2.4	2.4	2.4	2.4	2.4	2.4
Avg. Stride Length [m]	6.2	7.3	7.4	7.4	7.2	7.2	7.2



[ ] Ranking at each section and finish  
 -:-:- No data available at this section  
 NA No data available

Horse/Jockey Name	Raging/Ben Thompson
Finish Rank	9
Fastest Section Time (Section)	0:11.03 (1200-1000)
Top Speed [km/h] (Section)	66.4 (1200-1000)
Race State	Finished



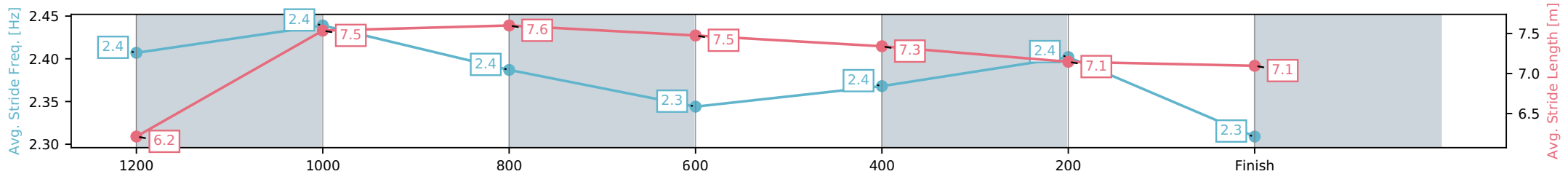
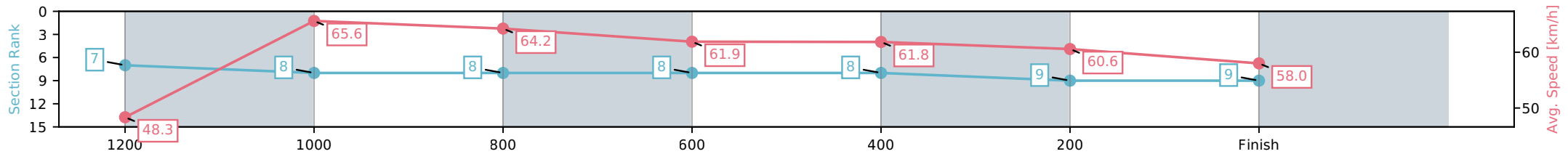
Ipswich QLD --Professional-2026-05-04  
 Race 8: SCHWEPPES RATINGS BAND 0 - 58 Handicap - 1350m

04 May 2026 - 4:28PM



Track Rating: Soft 5, Weather: Cloudy, Rail Position: True Entire Circuit

Section	L1350	L1200	L1000	L800	L600	L400	L200
Section Times	1:21.56 (0:11.52)	1:10.04 [8] (0:11.03)	0:59.01 [8] (0:11.24)	0:47.77 [8] (0:11.62)	0:36.15 [8] (0:11.61)	0:24.53 [9] (0:12.03)	0:12.51 [9] (0:12.51)
Average Speed [km/h]	48.3	65.6	64.2	61.9	61.8	60.6	58.0
Top Speed [km/h]	64.5	66.4	65.3	63.4	62.8	62.9	59.1
Avg. Dist. to Rail [m]	10.8	5.5	1.4	0.1	0.4	3.5	8.7
Avg. Stride Freq. [Hz]	2.4	2.4	2.4	2.3	2.4	2.4	2.3
Avg. Stride Length [m]	6.2	7.5	7.6	7.5	7.3	7.1	7.1



- [ ] Ranking at each section and finish
- :-:- No data available at this section
- NA No data available

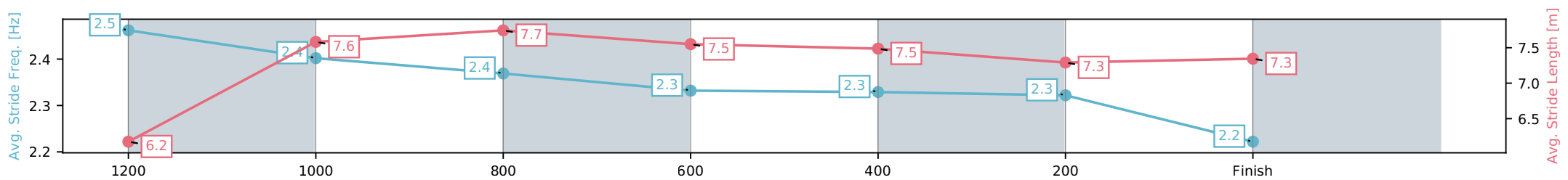
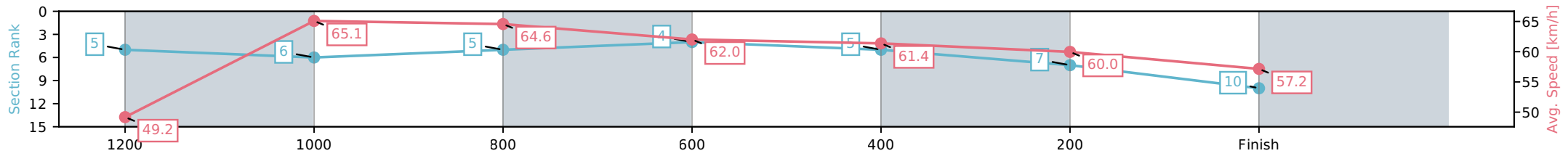
Horse/Jockey Name	Grandeur Rose/Chelsea Baker
Finish Rank	10
Fastest Section Time (Section)	0:11.11 (1200-1000)
Top Speed [km/h] (Section)	65.5 (1200-1000)
Race State	Finished



Ipswich QLD --Professional-2026-05-04  
 Race 8: SCHWEPPES RATINGS BAND 0 - 58 Handicap - 1350m  
 04 May 2026 - 4:28PM  
 Track Rating: Soft 5, Weather: Cloudy, Rail Position: True Entire Circuit



Section	L1350	L1200	L1000	L800	L600	L400	L200
Section Times	1:21.60 (0:11.36)	1:10.24 [6] (0:11.11)	0:59.13 [5] (0:11.13)	0:48.00 [4] (0:11.56)	0:36.44 [5] (0:11.69)	0:24.75 [7] (0:12.09)	0:12.66 [10] (0:12.66)
Average Speed [km/h]	49.2	65.1	64.6	62.0	61.4	60.0	57.2
Top Speed [km/h]	64.6	65.5	65.3	62.8	62.5	60.8	59.6
Avg. Dist. to Rail [m]	9.0	4.8	0.7	1.2	0.9	2.7	7.3
Avg. Stride Freq. [Hz]	2.5	2.4	2.4	2.3	2.3	2.3	2.2
Avg. Stride Length [m]	6.2	7.6	7.7	7.5	7.5	7.3	7.3



[ ] Ranking at each section and finish  
 -:-:- No data available at this section  
 NA No data available

Horse/Jockey Name	Rockrata/Taylor Marshall
Finish Rank	11
Fastest Section Time (Section)	0:11.15 (1200-1000)
Top Speed [km/h] (Section)	66.4 (1200-1000)
Race State	Finished



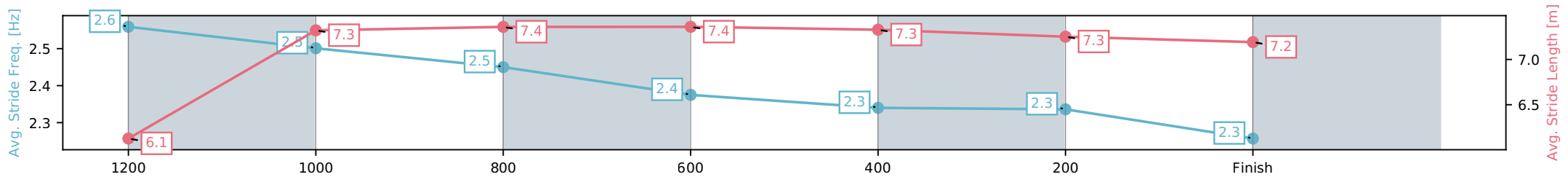
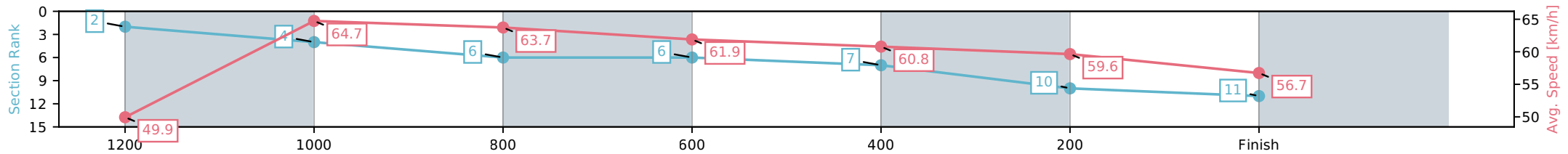
Ipswich QLD --Professional-2026-05-04  
 Race 8: SCHWEPPES RATINGS BAND 0 - 58 Handicap - 1350m

04 May 2026 - 4:28PM



Track Rating: Soft 5, Weather: Cloudy, Rail Position: True Entire Circuit

Section	L1350	L1200	L1000	L800	L600	L400	L200
Section Times	1:21.83 (0:11.19)	1:10.64 [4] (0:11.15)	0:59.49 [6] (0:11.28)	0:48.21 [6] (0:11.57)	0:36.64 [7] (0:11.78)	0:24.85 [10] (0:12.08)	0:12.78 [11] (0:12.78)
Average Speed [km/h]	49.9	64.7	63.7	61.9	60.8	59.6	56.7
Top Speed [km/h]	66.2	66.4	64.8	62.6	61.5	60.6	59.1
Avg. Dist. to Rail [m]	6.5	3.4	0.7	1.3	1.1	1.2	3.7
Avg. Stride Freq. [Hz]	2.6	2.5	2.5	2.4	2.3	2.3	2.3
Avg. Stride Length [m]	6.1	7.3	7.4	7.4	7.3	7.3	7.2



- [ ] Ranking at each section and finish
- :-:- No data available at this section
- NA No data available

Horse/Jockey Name	Decadad/Brandon Lerena
Finish Rank	12
Fastest Section Time (Section)	0:11.02 (1200-1000)
Top Speed [km/h] (Section)	66.9 (1200-1000)
Race State	Finished



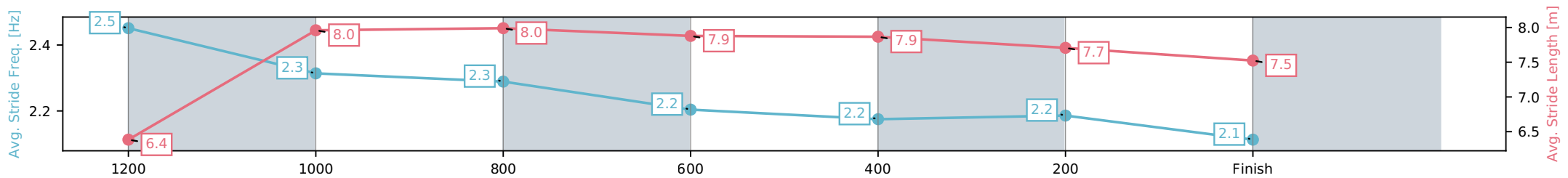
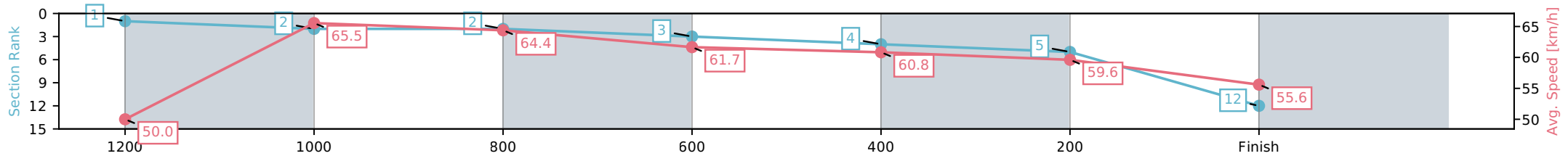
Ipswich QLD --Professional-2026-05-04  
 Race 8: SCHWEPPES RATINGS BAND 0 - 58 Handicap - 1350m

04 May 2026 - 4:28PM



Track Rating: Soft 5, Weather: Cloudy, Rail Position: True Entire Circuit

Section	L1350	L1200	L1000	L800	L600	L400	L200
Section Times	1:21.86 (0:11.12)	1:10.74 [2] (0:11.02)	0:59.72 [2] (0:11.15)	0:48.57 [3] (0:11.62)	0:36.95 [4] (0:11.78)	0:25.17 [5] (0:12.15)	0:13.01 [12] (0:13.01)
Average Speed [km/h]	50.0	65.5	64.4	61.7	60.8	59.6	55.6
Top Speed [km/h]	66.5	66.9	66.5	62.5	61.2	61.2	58.5
Avg. Dist. to Rail [m]	7.9	4.2	1.0	1.2	0.8	2.3	6.1
Avg. Stride Freq. [Hz]	2.5	2.3	2.3	2.2	2.2	2.2	2.1
Avg. Stride Length [m]	6.4	8.0	8.0	7.9	7.9	7.7	7.5



- [ ] Ranking at each section and finish
- :-:- No data available at this section
- NA No data available

Horse/Jockey Name	Sure Start/Corey Sutherland
Finish Rank	13
Fastest Section Time (Section)	0:10.69 (1200-1000)
Top Speed [km/h] (Section)	68.6 (1200-1000)
Race State	Finished



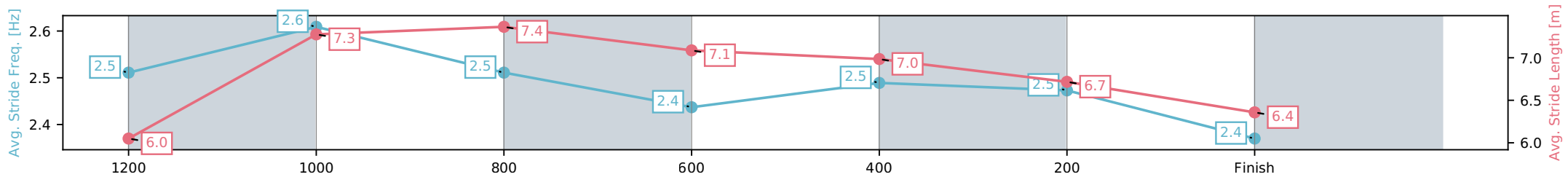
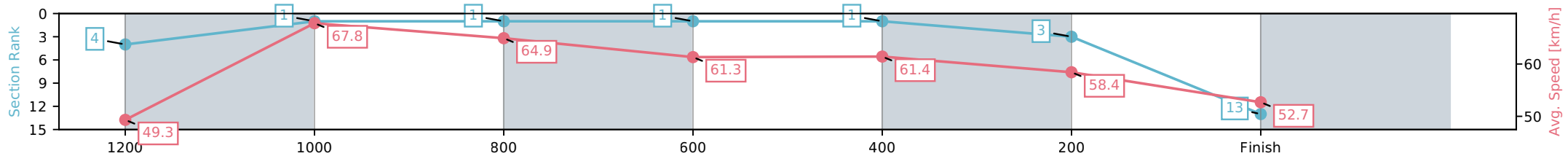
Ipswich QLD --Professional-2026-05-04  
 Race 8: SCHWEPPES RATINGS BAND 0 - 58 Handicap - 1350m

04 May 2026 - 4:28PM



Track Rating: Soft 5, Weather: Cloudy, Rail Position: True Entire Circuit

Section	L1350	L1200	L1000	L800	L600	L400	L200
Section Times	1:22.37 (0:11.36)	1:11.01 [1] (0:10.69)	1:00.32 [1] (0:11.08)	0:49.24 [1] (0:11.64)	0:37.60 [1] (0:11.61)	0:25.99 [3] (0:12.27)	0:13.72 [13] (0:13.72)
Average Speed [km/h]	49.3	67.8	64.9	61.3	61.4	58.4	52.7
Top Speed [km/h]	66.1	68.6	67.3	62.1	62.4	60.0	56.1
Avg. Dist. to Rail [m]	13.1	7.4	1.0	2.2	2.1	1.1	0.4
Avg. Stride Freq. [Hz]	2.5	2.6	2.5	2.4	2.5	2.5	2.4
Avg. Stride Length [m]	6.0	7.3	7.4	7.1	7.0	6.7	6.4



- [ ] Ranking at each section and finish
- :-:- No data available at this section
- NA No data available