



Rockhampton QLD

Race 1: RAY WHITE ROCKHAMPTON RATINGS BAND 0 - 60 Handicap - 1100m

05 May 2026 - 12:21PM

Track Rating: Good 4, Weather: Fine, Rail Position: +2m Entire Circuit



Field Times (Race Tempo) 1:01.70 (0:05.96) 0:55.74 (0:11.09) 0:44.65 (0:11.16) 0:33.49 (0:10.80) 0:22.69 (0:10.83) 0:11.86 (0:11.86)

Rank	TAB#	Horse	Overall Time	First 400m	Top Speed km/h (Section)	L1100	L1000	L800	L600	L400	L200		
	(BAR#)	Jockey	Margin (DT-W)	Last 600m	Fastest Section (Time)	Start - 1000	1000 - 800	800 - 600	600 - 400	400 - 200	200 - Finish		
1	3	Darth Invader	1:01.70	0:22.92	68.4 (600-400)	1:01.70	0:55.57 [2]	0:44.60 [2]	0:33.46 [2]	0:22.67 [2]	0:11.86 [1]		
	(4)	Daniel Stackhouse		0:33.46	600-400 (0:10.79)	(0:06.13)	(0:10.97)	(0:11.14)	(0:10.79)	(0:10.81)	(0:11.86)		
2	4	Ten Carat Lucy	1:01.73	0:23.22	68.3 (400-200)	1:01.73	0:55.52 [4]	0:44.48 [3]	0:33.34 [3]	0:22.52 [4]	0:11.73 [3]		
	(2)	Ashley Butler	0.2L (-3)	0:33.34	400-200 (0:10.78)	(0:06.20)	(0:11.04)	(0:11.14)	(0:10.83)	(0:10.78)	(0:11.73)		
3	2	Idhana	1:01.84	0:23.07	68.2 (400-200)	1:01.84	0:55.88 [1]	0:44.79 [1]	0:33.63 [1]	0:22.83 [1]	0:11.96 [2]		
	(1)	Chloe Lowe	0.9L (-4)	0:33.63	600-400 (0:10.80)	(0:05.96)	(0:11.09)	(0:11.16)	(0:10.80)	(0:10.87)	(0:11.96)		
4	1	Quarry Man	1:01.97	0:23.47	68.7 (600-400)	1:01.97	0:55.60 [5]	0:44.41 [5]	0:33.23 [5]	0:22.42 [5]	0:11.50 [5]		
	(3)	Tahlia Fenlon	1.6L (-1)	0:33.22	600-400 (0:10.81)	(0:06.38)	(0:11.19)	(0:11.18)	(0:10.81)	(0:10.91)	(0:11.50)		
5	6	Marellity	1:02.10	0:23.15	68.3 (600-400)	1:02.10	0:55.93 [3]	0:44.82 [4]	0:33.68 [4]	0:22.89 [3]	0:11.90 [4]		
	(5)	Nikki Olzard	2.4L (+0)	0:33.68	600-400 (0:10.79)	(0:06.17)	(0:11.12)	(0:11.13)	(0:10.79)	(0:10.99)	(0:11.90)		

Scratched: Tarong (#5)

Report Created: Tue 05 May 2026

(Note: Races are conducted over an approximate distance as close as possible to the advertised distance, and recorded data may vary accordingly. Official times refer to race times only and do not include handicap times.)

[] Position in running at each section and finish TAB# Saddle cloth number

-:--:-- No data available at this section

NA No data available

DNT Did not track

BAR# Barrier/Gate Position

DNF Did not finish

DT-W Distance travelled compared to winner in metres

[] Fastest split

[█] Fastest section

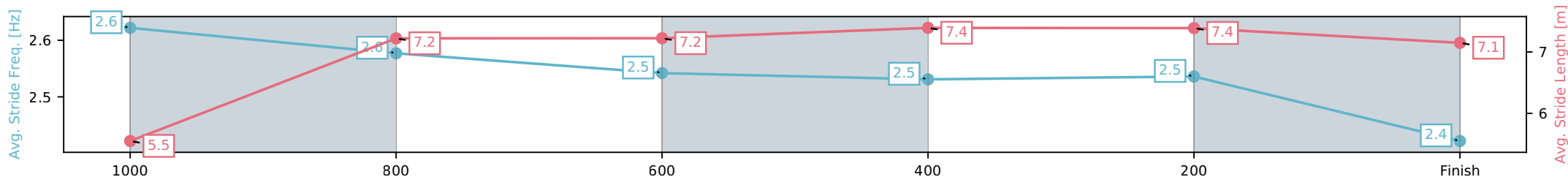
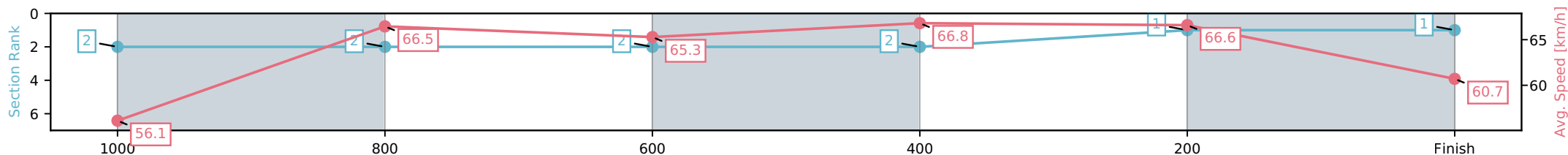
Horse/Jockey Name	Darth Invader/Daniel Stackhouse
Finish Rank	1
Fastest Section Time (Section)	0:10.79 (600-400)
Top Speed [km/h] (Section)	68.4 (600-400)
Race State	Finished



Rockhampton QLD --Professional-2026-05-05
 Race 1: RAY WHITE ROCKHAMPTON RATINGS BAND 0 - 60
 Handicap - 1100m
 05 May 2026 - 12:21PM
 Track Rating: Good 4, Weather: Fine, Rail Position: +2m Entire Circuit



Section	L1100	L1000	L800	L600	L400	L200
Section Times	1:01.70 (0:06.13)	0:55.57 [2] (0:10.97)	0:44.60 [2] (0:11.14)	0:33.46 [2] (0:10.79)	0:22.67 [1] (0:10.81)	0:11.86 [1] (0:11.86)
Average Speed [km/h]	56.1	66.5	65.3	66.8	66.6	60.7
Top Speed [km/h]	65.6	67.7	66.0	68.4	67.7	64.7
Avg. Dist. to Rail [m]	8.9	3.2	1.1	2.2	1.6	1.3
Avg. Stride Freq. [Hz]	2.6	2.6	2.5	2.5	2.5	2.4
Avg. Stride Length [m]	5.5	7.2	7.2	7.4	7.4	7.1



[] Ranking at each section and finish
 -:-:- No data available at this section
 NA No data available

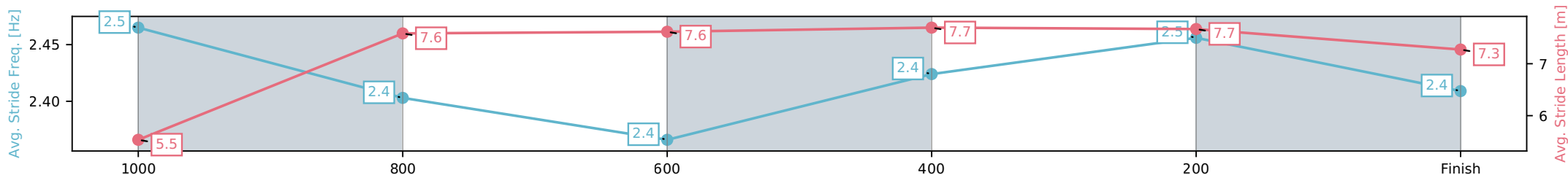
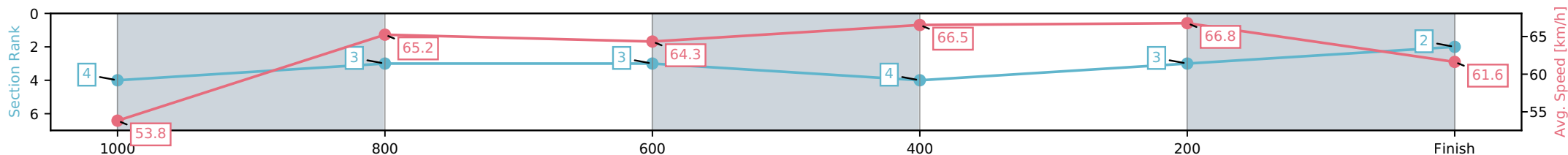
Horse/Jockey Name	Ten Carat Lucy/Ashley Butler
Finish Rank	2
Fastest Section Time (Section)	0:10.78 (400-200)
Top Speed [km/h] (Section)	68.3 (400-200)
Race State	Finished



Rockhampton QLD --Professional-2026-05-05
 Race 1: RAY WHITE ROCKHAMPTON RATINGS BAND 0 - 60
 Handicap - 1100m
 05 May 2026 - 12:21PM
 Track Rating: Good 4, Weather: Fine, Rail Position: +2m Entire Circuit



Section	L1100	L1000	L800	L600	L400	L200
Section Times	1:01.73 (0:06.20)	0:55.52 [3] (0:11.04)	0:44.48 [3] (0:11.14)	0:33.34 [4] (0:10.83)	0:22.52 [3] (0:10.78)	0:11.73 [2] (0:11.73)
Average Speed [km/h]	53.8	65.2	64.3	66.5	66.8	61.6
Top Speed [km/h]	62.9	66.6	65.0	67.9	68.3	64.7
Avg. Dist. to Rail [m]	5.3	0.6	0.6	0.7	1.8	4.2
Avg. Stride Freq. [Hz]	2.5	2.4	2.4	2.4	2.5	2.4
Avg. Stride Length [m]	5.5	7.6	7.6	7.7	7.7	7.3



- [] Ranking at each section and finish
- :-:- No data available at this section
- NA No data available

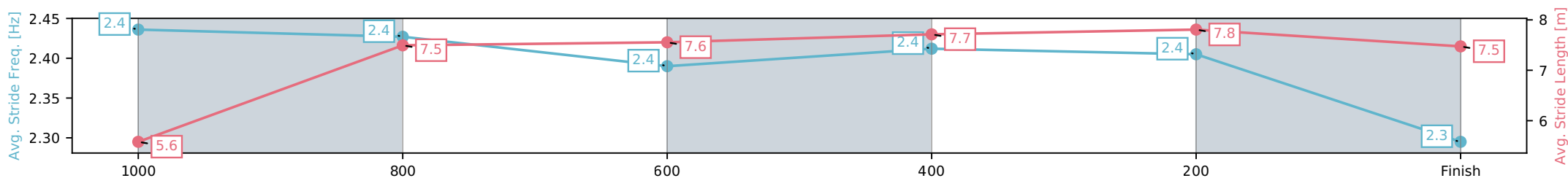
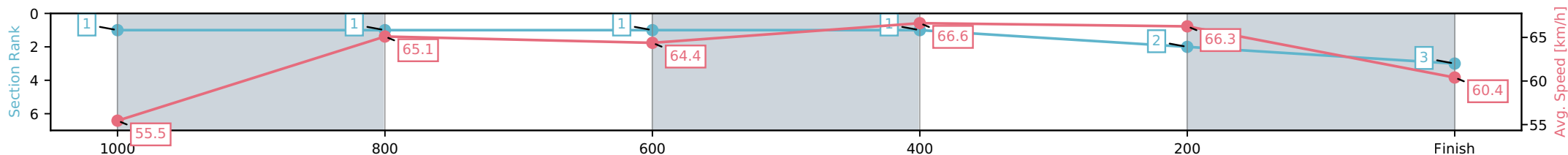
Horse/Jockey Name	Idhana/Chloe Lowe
Finish Rank	3
Fastest Section Time (Section)	0:10.80 (600-400)
Top Speed [km/h] (Section)	68.2 (400-200)
Race State	Finished



Rockhampton QLD --Professional-2026-05-05
 Race 1: RAY WHITE ROCKHAMPTON RATINGS BAND 0 - 60
 Handicap - 1100m
 05 May 2026 - 12:21PM
 Track Rating: Good 4, Weather: Fine, Rail Position: +2m Entire Circuit



Section	L1100	L1000	L800	L600	L400	L200
Section Times	1:01.84 (0:05.96)	0:55.88 [1] (0:11.09)	0:44.79 [1] (0:11.16)	0:33.63 [1] (0:10.80)	0:22.83 [2] (0:10.87)	0:11.96 [3] (0:11.96)
Average Speed [km/h]	55.5	65.1	64.4	66.6	66.3	60.4
Top Speed [km/h]	63.1	66.7	65.2	68.0	68.2	63.6
Avg. Dist. to Rail [m]	4.8	0.9	0.3	0.2	0.5	0.4
Avg. Stride Freq. [Hz]	2.4	2.4	2.4	2.4	2.4	2.3
Avg. Stride Length [m]	5.6	7.5	7.6	7.7	7.8	7.5



[] Ranking at each section and finish
 -:-:- No data available at this section
 NA No data available

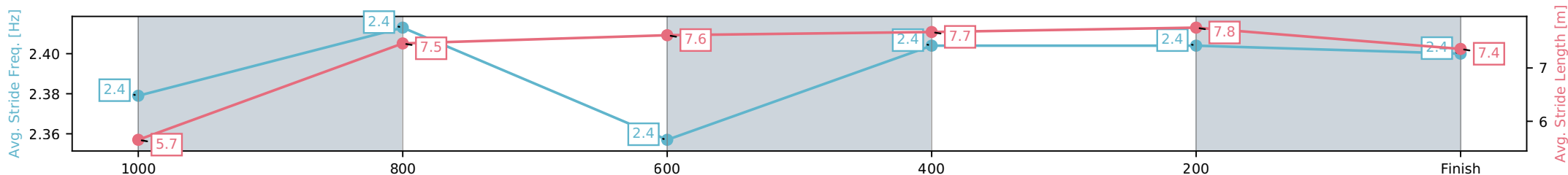
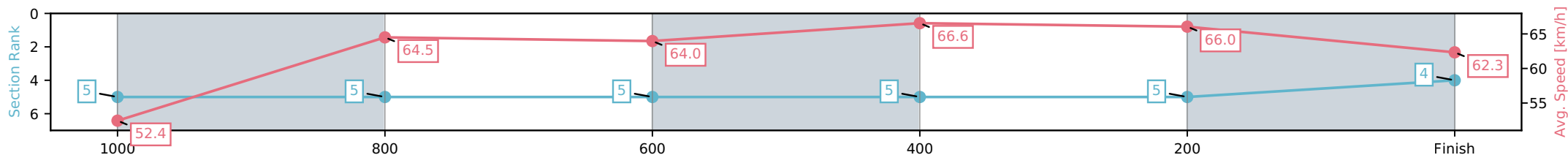
Horse/Jockey Name	Quarry Man/Tahlia Fenlon
Finish Rank	4
Fastest Section Time (Section)	0:10.81 (600-400)
Top Speed [km/h] (Section)	68.7 (600-400)
Race State	Finished



Rockhampton QLD --Professional-2026-05-05
 Race 1: RAY WHITE ROCKHAMPTON RATINGS BAND 0 - 60
 Handicap - 1100m
 05 May 2026 - 12:21PM
 Track Rating: Good 4, Weather: Fine, Rail Position: +2m Entire Circuit



Section	L1100	L1000	L800	L600	L400	L200
Section Times	1:01.97 (0:06.38)	0:55.60 [5] (0:11.19)	0:44.41 [5] (0:11.18)	0:33.23 [5] (0:10.81)	0:22.42 [5] (0:10.91)	0:11.50 [4] (0:11.50)
Average Speed [km/h]	52.4	64.5	64.0	66.6	66.0	62.3
Top Speed [km/h]	61.7	65.9	65.4	68.7	68.6	64.8
Avg. Dist. to Rail [m]	6.3	0.9	0.8	0.5	2.2	4.1
Avg. Stride Freq. [Hz]	2.4	2.4	2.4	2.4	2.4	2.4
Avg. Stride Length [m]	5.7	7.5	7.6	7.7	7.8	7.4



- [] Ranking at each section and finish
- :-:- No data available at this section
- NA No data available

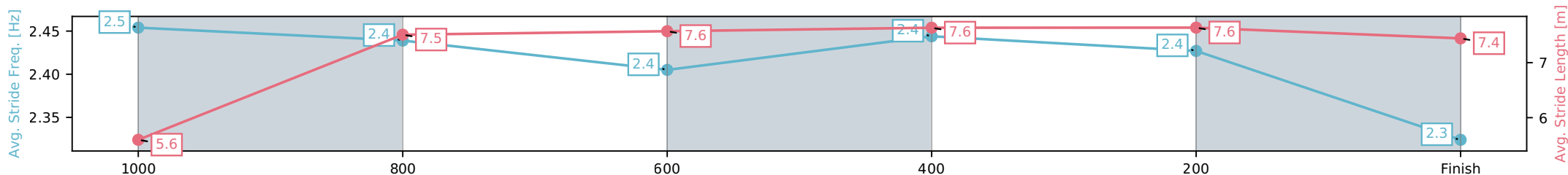
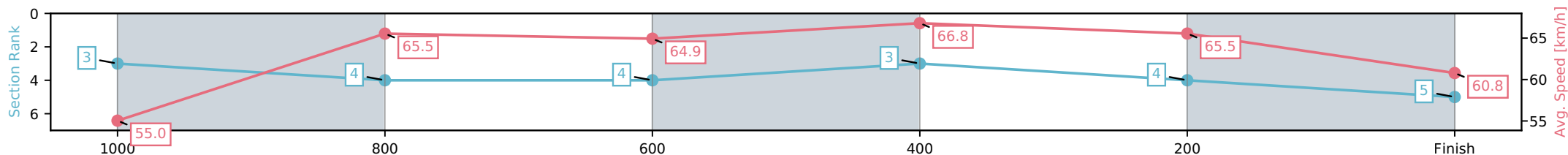
Horse/Jockey Name	Marellity/Nikki Olzard
Finish Rank	5
Fastest Section Time (Section)	0:10.79 (600-400)
Top Speed [km/h] (Section)	68.3 (600-400)
Race State	Finished



Rockhampton QLD --Professional-2026-05-05
 Race 1: RAY WHITE ROCKHAMPTON RATINGS BAND 0 - 60
 Handicap - 1100m
 05 May 2026 - 12:21PM
 Track Rating: Good 4, Weather: Fine, Rail Position: +2m Entire Circuit



Section	L1100	L1000	L800	L600	L400	L200
Section Times	1:02.10 (0:06.17)	0:55.93 [4] (0:11.12)	0:44.82 [4] (0:11.13)	0:33.68 [3] (0:10.79)	0:22.89 [4] (0:10.99)	0:11.90 [5] (0:11.90)
Average Speed [km/h]	55.0	65.5	64.9	66.8	65.5	60.8
Top Speed [km/h]	62.8	66.7	65.7	68.3	67.8	63.3
Avg. Dist. to Rail [m]	10.0	3.1	0.7	1.8	3.7	3.0
Avg. Stride Freq. [Hz]	2.5	2.4	2.4	2.4	2.4	2.3
Avg. Stride Length [m]	5.6	7.5	7.6	7.6	7.6	7.4



[] Ranking at each section and finish
 -:-:- No data available at this section
 NA No data available

Horse/Jockey Name	Switch The Stars/Angela Jones
Finish Rank	1
Fastest Section Time (Section)	0:10.60 (400-200)
Top Speed [km/h] (Section)	69.6 (400-200)
Race State	Finished



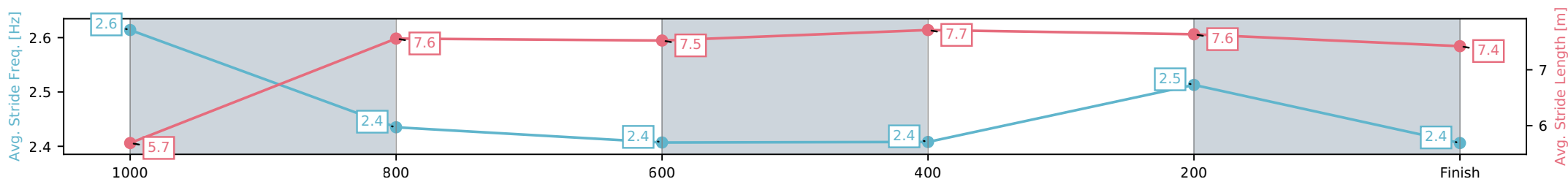
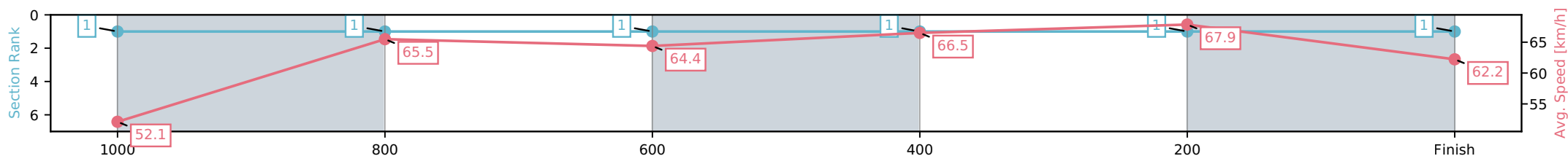
Rockhampton QLD --Professional-2026-05-05
 Race 2: ELDERS COMMERCIAL QTIS Three-Year-Old
 Handicap - 1100m

05 May 2026 - 12:52PM

Track Rating: Good 4, Weather: Fine, Rail Position: +2m Entire Circuit



Section	L1100	L1000	L800	L600	L400	L200
Section Times	1:02.11 (0:06.74)	0:55.37 [1] (0:11.12)	0:44.25 [1] (0:11.24)	0:33.01 [1] (0:10.82)	0:22.18 [1] (0:10.60)	0:11.58 [1] (0:11.58)
Average Speed [km/h]	52.1	65.5	64.4	66.5	67.9	62.2
Top Speed [km/h]	64.0	67.6	65.1	68.7	69.6	66.3
Avg. Dist. to Rail [m]	8.3	2.3	1.0	0.4	0.9	2.4
Avg. Stride Freq. [Hz]	2.6	2.4	2.4	2.4	2.5	2.4
Avg. Stride Length [m]	5.7	7.6	7.5	7.7	7.6	7.4



- [] Ranking at each section and finish
- :-:- No data available at this section
- NA No data available

Horse/Jockey Name	Gypsy's Daughter/Dylan Turner
Finish Rank	2
Fastest Section Time (Section)	0:10.72 (400-200)
Top Speed [km/h] (Section)	68.8 (600-400)
Race State	Finished



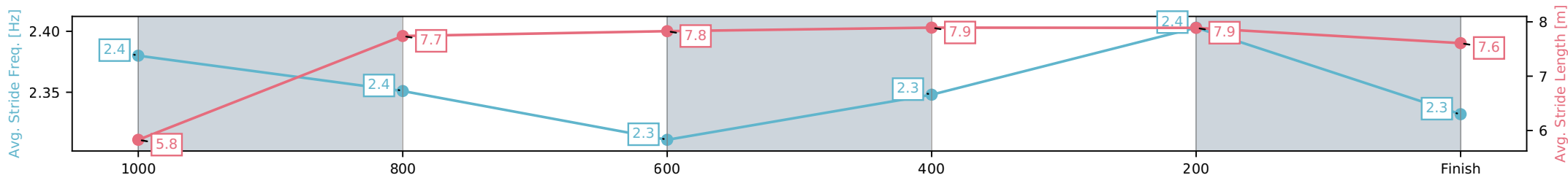
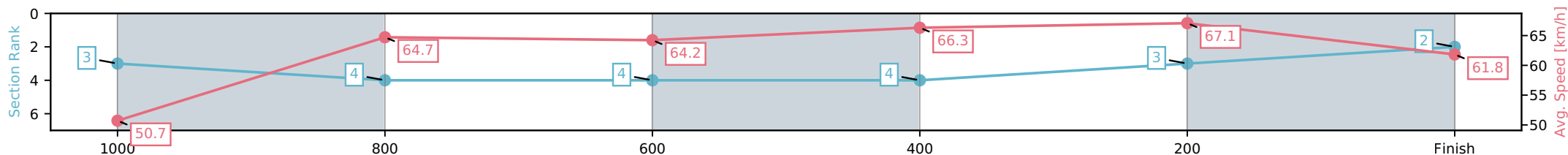
Rockhampton QLD --Professional-2026-05-05
 Race 2: ELDERS COMMERCIAL QTIS Three-Year-Old
 Handicap - 1100m

05 May 2026 - 12:52PM

Track Rating: Good 4, Weather: Fine, Rail Position: +2m Entire Circuit



Section	L1100	L1000	L800	L600	L400	L200
Section Times	1:02.40 (0:06.98)	0:55.42 [4] (0:11.08)	0:44.35 [4] (0:11.26)	0:33.09 [4] (0:10.88)	0:22.21 [3] (0:10.72)	0:11.49 [2] (0:11.49)
Average Speed [km/h]	50.7	64.7	64.2	66.3	67.1	61.8
Top Speed [km/h]	63.9	65.9	65.2	68.8	68.5	66.5
Avg. Dist. to Rail [m]	3.1	0.8	0.6	0.8	2.1	2.0
Avg. Stride Freq. [Hz]	2.4	2.4	2.3	2.3	2.4	2.3
Avg. Stride Length [m]	5.8	7.7	7.8	7.9	7.9	7.6



[] Ranking at each section and finish
 -:-:- No data available at this section
 NA No data available

Horse/Jockey Name	Hello Punters/Ashley Butler
Finish Rank	3
Fastest Section Time (Section)	0:10.68 (600-400)
Top Speed [km/h] (Section)	69.7 (600-400)
Race State	Finished



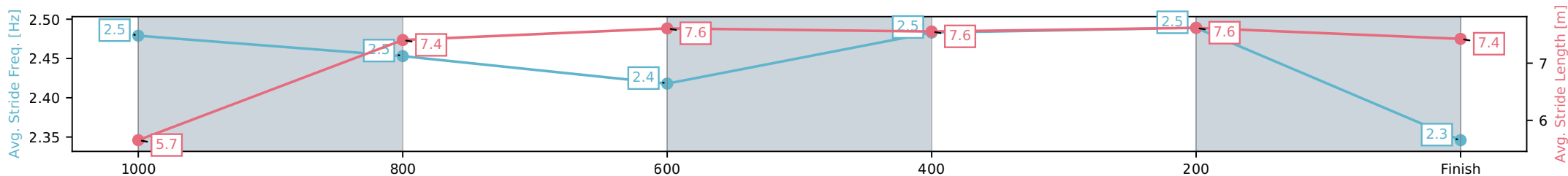
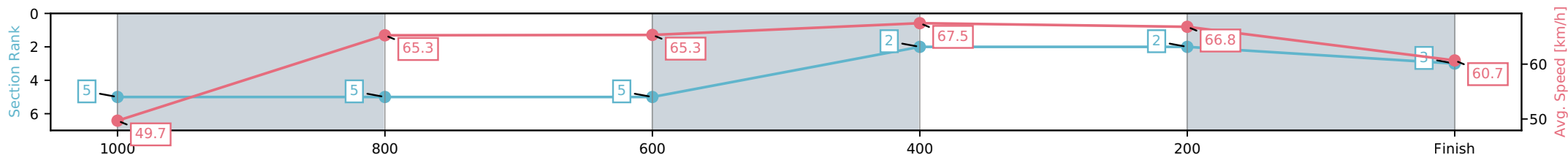
Rockhampton QLD --Professional-2026-05-05
 Race 2: ELDERS COMMERCIAL QTIS Three-Year-Old
 Handicap - 1100m

05 May 2026 - 12:52PM

Track Rating: Good 4, Weather: Fine, Rail Position: +2m Entire Circuit



Section	L1100	L1000	L800	L600	L400	L200
Section Times	1:02.87 (0:07.16)	0:55.71 [5] (0:11.10)	0:44.61 [5] (0:11.18)	0:33.43 [2] (0:10.68)	0:22.74 [2] (0:10.77)	0:11.97 [3] (0:11.97)
Average Speed [km/h]	49.7	65.3	65.3	67.5	66.8	60.7
Top Speed [km/h]	61.4	66.7	65.8	69.7	69.4	65.4
Avg. Dist. to Rail [m]	9.7	1.7	1.7	3.8	5.1	4.3
Avg. Stride Freq. [Hz]	2.5	2.5	2.4	2.5	2.5	2.3
Avg. Stride Length [m]	5.7	7.4	7.6	7.6	7.6	7.4



[] Ranking at each section and finish
 -:-:- No data available at this section
 NA No data available

Horse/Jockey Name	Next Legacy/Raul Silvera Olivera
Finish Rank	4
Fastest Section Time (Section)	0:10.91 (600-400)
Top Speed [km/h] (Section)	67.7 (400-200)
Race State	Finished



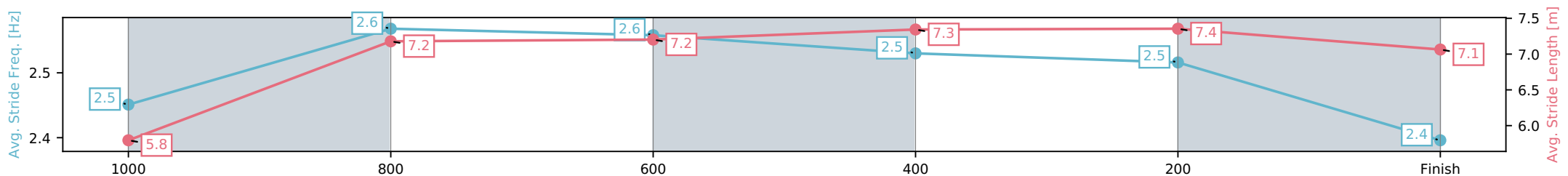
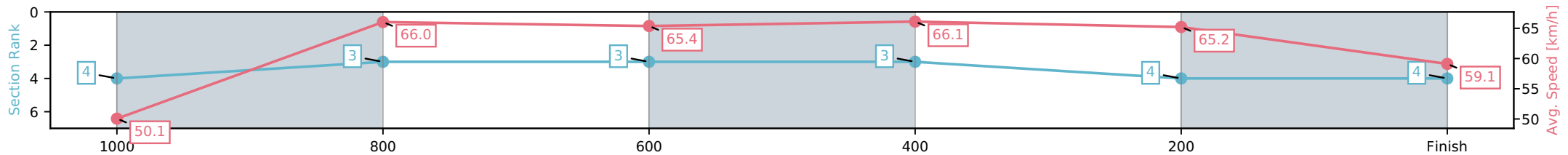
Rockhampton QLD --Professional-2026-05-05
 Race 2: ELDERS COMMERCIAL QTIS Three-Year-Old
 Handicap - 1100m

05 May 2026 - 12:52PM

Track Rating: Good 4, Weather: Fine, Rail Position: +2m Entire Circuit



Section	L1100	L1000	L800	L600	L400	L200
Section Times	1:03.31 (0:06.98)	0:56.33 [3] (0:11.02)	0:45.31 [3] (0:11.22)	0:34.09 [3] (0:10.91)	0:23.18 [4] (0:11.04)	0:12.14 [4] (0:12.14)
Average Speed [km/h]	50.1	66.0	65.4	66.1	65.2	59.1
Top Speed [km/h]	62.6	66.7	66.1	66.9	67.7	62.1
Avg. Dist. to Rail [m]	7.4	1.8	2.3	3.6	3.7	3.5
Avg. Stride Freq. [Hz]	2.5	2.6	2.6	2.5	2.5	2.4
Avg. Stride Length [m]	5.8	7.2	7.2	7.3	7.4	7.1



- [] Ranking at each section and finish
- :-:- No data available at this section
- NA No data available

Horse/Jockey Name	Tarong/Tasha Chambers
Finish Rank	5
Fastest Section Time (Section)	0:11.08 (600-400)
Top Speed [km/h] (Section)	66.7 (800-600)
Race State	Finished



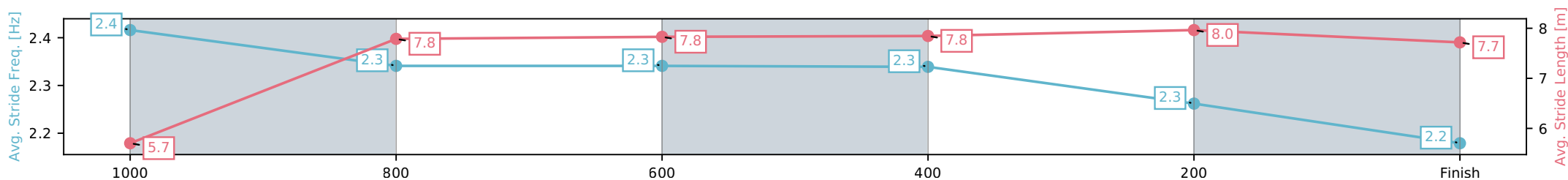
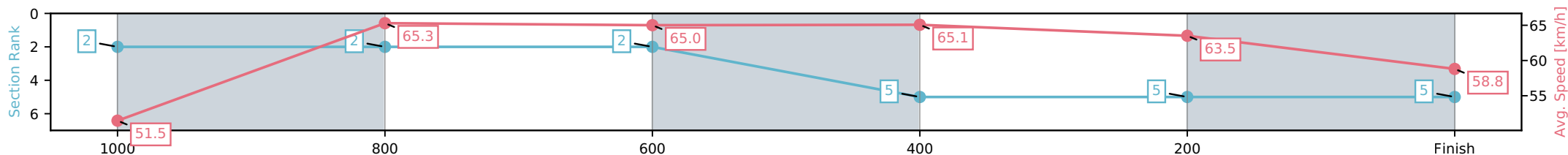
Rockhampton QLD --Professional-2026-05-05
 Race 2: ELDERS COMMERCIAL QTIS Three-Year-Old
 Handicap - 1100m

05 May 2026 - 12:52PM

Track Rating: Good 4, Weather: Fine, Rail Position: +2m Entire Circuit



Section	L1100	L1000	L800	L600	L400	L200
Section Times	1:03.75 (0:06.88)	0:56.88 [2] (0:11.08)	0:45.80 [2] (0:11.19)	0:34.60 [5] (0:11.08)	0:23.52 [5] (0:11.35)	0:12.18 [5] (0:12.18)
Average Speed [km/h]	51.5	65.3	65.0	65.1	63.5	58.8
Top Speed [km/h]	63.0	66.2	66.7	66.4	64.6	61.8
Avg. Dist. to Rail [m]	5.8	0.9	1.4	2.8	2.1	0.6
Avg. Stride Freq. [Hz]	2.4	2.3	2.3	2.3	2.3	2.2
Avg. Stride Length [m]	5.7	7.8	7.8	7.8	8.0	7.7



[] Ranking at each section and finish
 -:-:- No data available at this section
 NA No data available



Rockhampton QLD

Race 3: DLV FINANCE Maiden Plate (QTIS bonuses applicable 2&3YO Only) - 1200m

05 May 2026 - 1:28PM

Track Rating: Good 4, Weather: Fine, Rail Position: +2m Entire Circuit



Field Times (Race Tempo) 1:09.87 0:57.21 0:45.54 0:33.64 0:22.47 0:11.51
 (0:12.66) (0:11.68) (0:11.89) (0:11.17) (0:10.96) (0:11.51)

Rank	TAB#	Horse	Overall Time	First 400m	Top Speed km/h (Section)	L1200	L1000	L800	L600	L400	L200		
	(BAR#)	Jockey	Margin (DT-W)	Last 600m	Fastest Section (Time)	Start - 1000	1000 - 800	800 - 600	600 - 400	400 - 200	200 - Finish		
1	9	Sport	1:09.87	0:24.48	67.4 (400-200)	1:09.87	0:56.91 [3]	0:45.39 [2]	0:33.54 [2]	0:22.46 [2]	0:11.51 [1]		
	(3)	Raul Silvera Olivera		0:33.54	400-200 (0:10.95)	(0:12.96)	(0:11.52)	(0:11.86)	(0:11.08)	(0:10.95)	(0:11.51)		
2	10	Belvedere Miss	1:09.93	0:24.99	70.9 (400-200)	1:09.93	0:56.66 [5]	0:44.94 [6]	0:33.07 [6]	0:22.15 [6]	0:10.84 [6]		
	(6)	Michael Rodd	0.4L (+2)	0:33.08	200-0 (0:10.84)	(0:13.27)	(0:11.72)	(0:11.87)	(0:10.92)	(0:11.32)	(0:10.84)		
3	1	Agnar	1:09.94	0:24.68	67.6 (600-400)	1:09.94	0:56.85 [4]	0:45.26 [4]	0:33.39 [4]	0:22.39 [3]	0:11.56 [2]		
	(5)	Tahlia Fenlon	0.4L (+0)	0:33.40	400-200 (0:10.84)	(0:13.09)	(0:11.59)	(0:11.87)	(0:11.00)	(0:10.84)	(0:11.56)		
4	2	Provisieur	1:10.20	0:24.85	66.8 (400-200)	1:10.20	0:56.88 [6]	0:45.34 [5]	0:33.48 [5]	0:22.42 [5]	0:11.49 [5]		
	(4)	Chloe Lowe	2.0L (+3)	0:33.49	400-200 (0:10.94)	(0:13.32)	(0:11.53)	(0:11.86)	(0:11.06)	(0:10.94)	(0:11.49)		
5	5	Watchfulwilderness	1:10.46	0:24.61	67.0 (400-200)	1:10.46	0:57.55 [2]	0:45.86 [3]	0:33.96 [3]	0:22.83 [4]	0:11.78 [4]		
	(1)	Warwick Satherley	3.5L (-1)	0:33.96	400-200 (0:11.05)	(0:12.91)	(0:11.70)	(0:11.90)	(0:11.13)	(0:11.05)	(0:11.78)		
6	7	Check One Two	1:10.46	0:24.34	69.7 (1200 - 1000)	1:10.46	0:57.80 [1]	0:46.13 [1]	0:34.23 [1]	0:23.06 [1]	0:11.89 [3]		
	(2)	Leah Martyn	3.5L (-1)	0:34.23	400-200 (0:11.17)	(0:12.66)	(0:11.68)	(0:11.90)	(0:11.17)	(0:11.17)	(0:11.89)		
7	3	Gem Maker	1:12.42	0:25.32	64.9 (600-400)	1:12.42	0:58.94 [7]	0:47.10 [7]	0:35.34 [7]	0:23.96 [7]	0:12.45 [7]		
	(7)	Chris Mclver	15.0L (-1)	0:35.33	600-400 (0:11.38)	(0:13.48)	(0:11.84)	(0:11.76)	(0:11.38)	(0:11.50)	(0:12.45)		

Scratched: Turbo Torque (#4), Arancia (#6), Pulsating (#8), Paciera (#11)

Report Created: Tue 05 May 2026

(Note: Races are conducted over an approximate distance as close as possible to the advertised distance, and recorded data may vary accordingly. Official times refer to race times only and do not include handicap times.)

[] Position in running at each section and finish TAB# Saddle cloth number

-:--:-- No data available at this section

NA No data available

DNT Did not track

BAR# Barrier/Gate Position

DNF Did not finish

DT-W Distance travelled compared to winner in metres

Fastest split

Fastest section

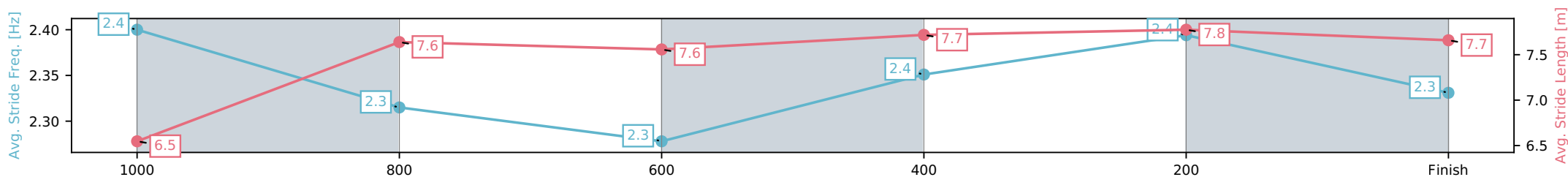
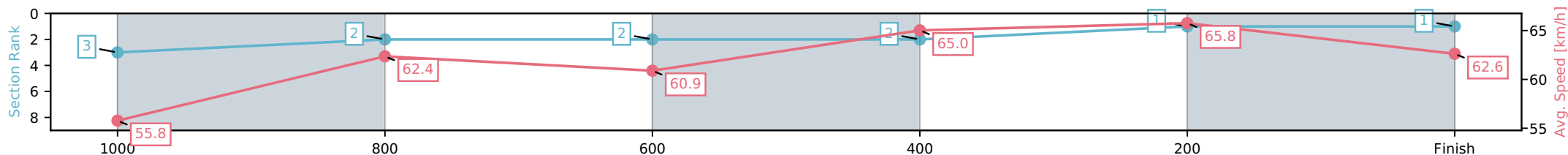
Horse/Jockey Name	Sport/Raul Silvera Olivera
Finish Rank	1
Fastest Section Time (Section)	0:10.95 (400-200)
Top Speed [km/h] (Section)	67.4 (400-200)
Race State	Finished



Rockhampton QLD --Professional-2026-05-05
 Race 3: DLV FINANCE Maiden Plate (QTIS bonuses applicable
 2&3YO Only) - 1200m
 05 May 2026 - 1:28PM
 Track Rating: Good 4, Weather: Fine, Rail Position: +2m Entire Circuit



Section	L1200	L1000	L800	L600	L400	L200
Section Times	1:09.87 (0:12.96)	0:56.91 [2] (0:11.52)	0:45.39 [2] (0:11.86)	0:33.54 [2] (0:11.08)	0:22.46 [1] (0:10.95)	0:11.51 [1] (0:11.51)
Average Speed [km/h]	55.8	62.4	60.9	65.0	65.8	62.6
Top Speed [km/h]	63.5	63.7	61.9	66.9	67.4	64.6
Avg. Dist. to Rail [m]	1.3	0.3	0.5	1.5	1.9	1.4
Avg. Stride Freq. [Hz]	2.4	2.3	2.3	2.4	2.4	2.3
Avg. Stride Length [m]	6.5	7.6	7.6	7.7	7.8	7.7



- [] Ranking at each section and finish
- :-:- No data available at this section
- NA No data available

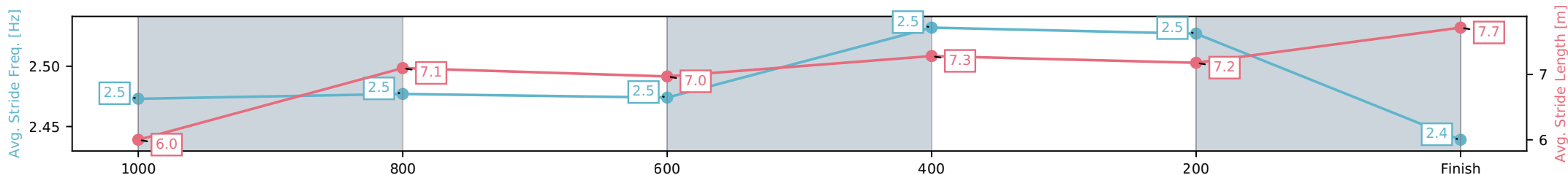
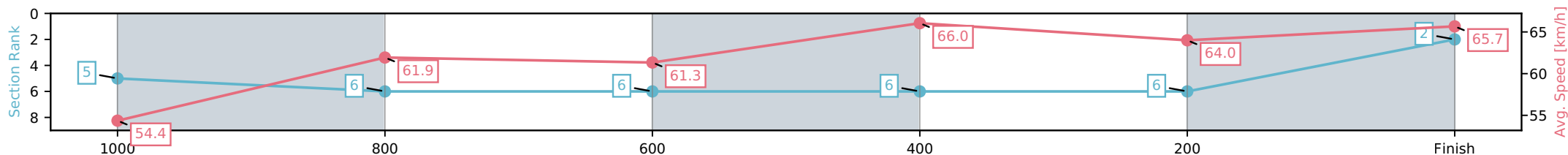
Horse/Jockey Name	Belvedere Miss/Michael Rodd
Finish Rank	2
Fastest Section Time (Section)	0:10.84 (200-0)
Top Speed [km/h] (Section)	70.9 (400-200)
Race State	Finished



Rockhampton QLD --Professional-2026-05-05
 Race 3: DLV FINANCE Maiden Plate (QTIS bonuses applicable
 2&3YO Only) - 1200m
 05 May 2026 - 1:28PM
 Track Rating: Good 4, Weather: Fine, Rail Position: +2m Entire Circuit



Section	L1200	L1000	L800	L600	L400	L200
Section Times	1:09.93 (0:13.27)	0:56.66 [6] (0:11.72)	0:44.94 [6] (0:11.87)	0:33.07 [6] (0:10.92)	0:22.15 [6] (0:11.32)	0:10.84 [2] (0:10.84)
Average Speed [km/h]	54.4	61.9	61.3	66.0	64.0	65.7
Top Speed [km/h]	64.2	63.3	63.0	67.7	70.9	69.9
Avg. Dist. to Rail [m]	2.9	1.4	1.4	3.2	4.0	2.9
Avg. Stride Freq. [Hz]	2.5	2.5	2.5	2.5	2.5	2.4
Avg. Stride Length [m]	6.0	7.1	7.0	7.3	7.2	7.7



[] Ranking at each section and finish
 -:-:- No data available at this section
 NA No data available

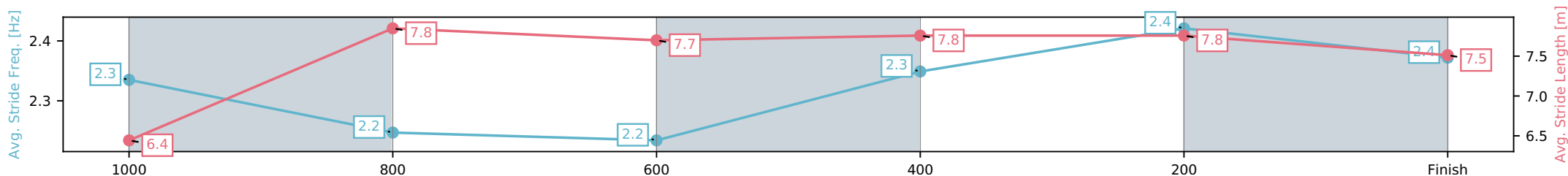
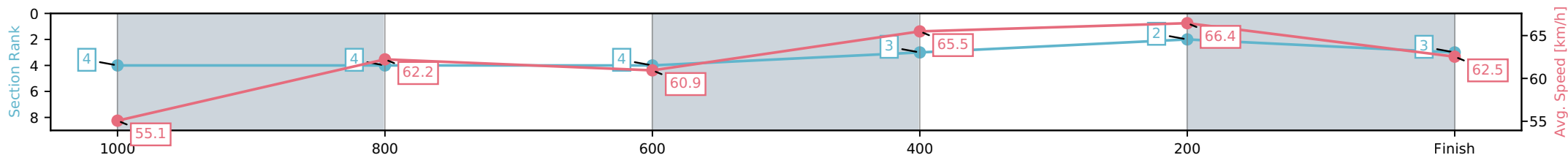
Horse/Jockey Name	Agnar/Tahlia Fenlon
Finish Rank	3
Fastest Section Time (Section)	0:10.84 (400-200)
Top Speed [km/h] (Section)	67.6 (600-400)
Race State	Finished



Rockhampton QLD --Professional-2026-05-05
 Race 3: DLV FINANCE Maiden Plate (QTIS bonuses applicable
 2&3YO Only) - 1200m
 05 May 2026 - 1:28PM
 Track Rating: Good 4, Weather: Fine, Rail Position: +2m Entire Circuit



Section	L1200	L1000	L800	L600	L400	L200
Section Times	1:09.94 (0:13.09)	0:56.85 [4] (0:11.59)	0:45.26 [4] (0:11.87)	0:33.39 [3] (0:11.00)	0:22.39 [2] (0:10.84)	0:11.56 [3] (0:11.56)
Average Speed [km/h]	55.1	62.2	60.9	65.5	66.4	62.5
Top Speed [km/h]	63.0	63.7	61.7	67.6	67.6	65.0
Avg. Dist. to Rail [m]	2.6	0.4	0.7	2.9	3.9	3.8
Avg. Stride Freq. [Hz]	2.3	2.2	2.2	2.3	2.4	2.4
Avg. Stride Length [m]	6.4	7.8	7.7	7.8	7.8	7.5



[] Ranking at each section and finish
 -:-:- No data available at this section
 NA No data available

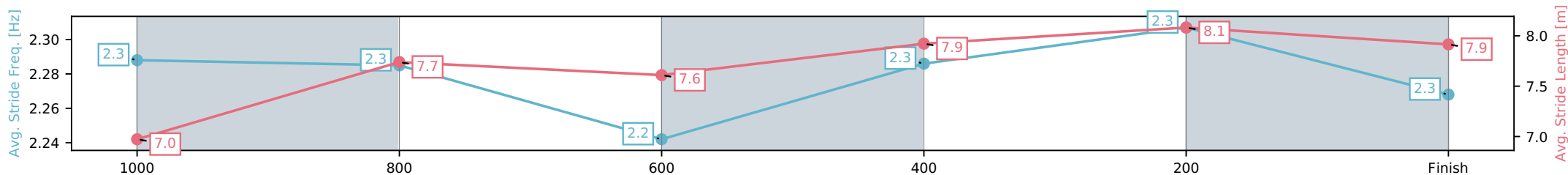
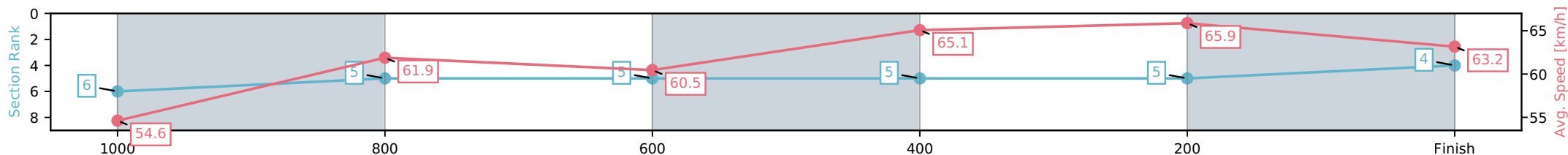
Horse/Jockey Name	Provisour/Chloe Lowe
Finish Rank	4
Fastest Section Time (Section)	0:10.94 (400-200)
Top Speed [km/h] (Section)	66.8 (400-200)
Race State	Finished



Rockhampton QLD --Professional-2026-05-05
 Race 3: DLV FINANCE Maiden Plate (QTIS bonuses applicable
 2&3YO Only) - 1200m
 05 May 2026 - 1:28PM
 Track Rating: Good 4, Weather: Fine, Rail Position: +2m Entire Circuit



Section	L1200	L1000	L800	L600	L400	L200
Section Times	1:10.20 (0:13.32)	0:56.88 [5] (0:11.53)	0:45.34 [5] (0:11.86)	0:33.48 [5] (0:11.06)	0:22.42 [5] (0:10.94)	0:11.49 [4] (0:11.49)
Average Speed [km/h]	54.6	61.9	60.5	65.1	65.9	63.2
Top Speed [km/h]	65.3	64.5	61.4	66.7	66.8	64.8
Avg. Dist. to Rail [m]	1.3	1.4	0.9	0.9	0.3	1.1
Avg. Stride Freq. [Hz]	2.3	2.3	2.2	2.3	2.3	2.3
Avg. Stride Length [m]	7.0	7.7	7.6	7.9	8.1	7.9



[] Ranking at each section and finish
 -:-:- No data available at this section
 NA No data available

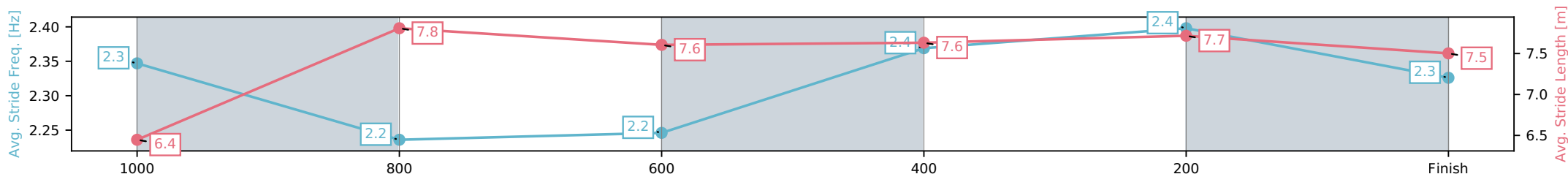
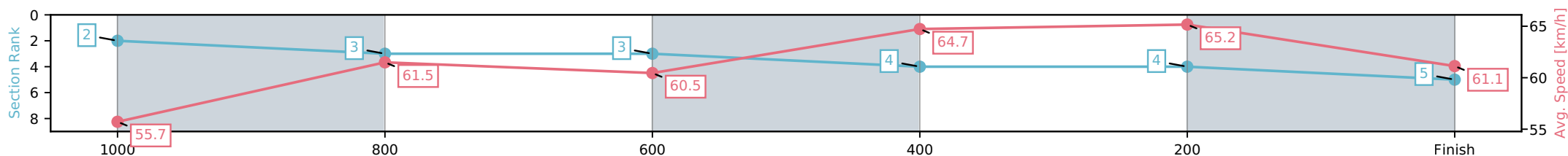
Horse/Jockey Name	Watchfulwilderness/Warwick Satherley
Finish Rank	5
Fastest Section Time (Section)	0:11.05 (400-200)
Top Speed [km/h] (Section)	67.0 (400-200)
Race State	Finished



Rockhampton QLD --Professional-2026-05-05
 Race 3: DLV FINANCE Maiden Plate (QTIS bonuses applicable
 2&3YO Only) - 1200m
 05 May 2026 - 1:28PM
 Track Rating: Good 4, Weather: Fine, Rail Position: +2m Entire Circuit



Section	L1200	L1000	L800	L600	L400	L200
Section Times	1:10.46 (0:12.91)	0:57.55 [3] (0:11.70)	0:45.86 [3] (0:11.90)	0:33.96 [4] (0:11.13)	0:22.83 [4] (0:11.05)	0:11.78 [5] (0:11.78)
Average Speed [km/h]	55.7	61.5	60.5	64.7	65.2	61.1
Top Speed [km/h]	63.2	63.5	62.0	66.7	67.0	62.9
Avg. Dist. to Rail [m]	0.4	0.2	0.2	0.8	1.3	1.9
Avg. Stride Freq. [Hz]	2.3	2.2	2.2	2.4	2.4	2.3
Avg. Stride Length [m]	6.4	7.8	7.6	7.6	7.7	7.5



[] Ranking at each section and finish
 -:-:- No data available at this section
 NA No data available

Horse/Jockey Name	Check One Two/Leah Martyn
Finish Rank	6
Fastest Section Time (Section)	0:11.17 (400-200)
Top Speed [km/h] (Section)	69.7 (1200 - 1000)
Race State	Finished



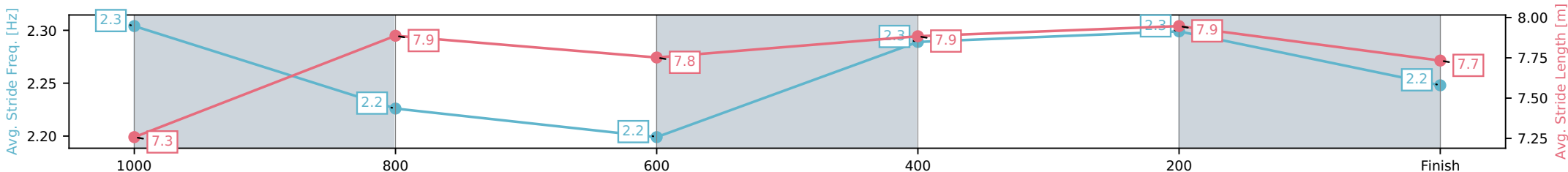
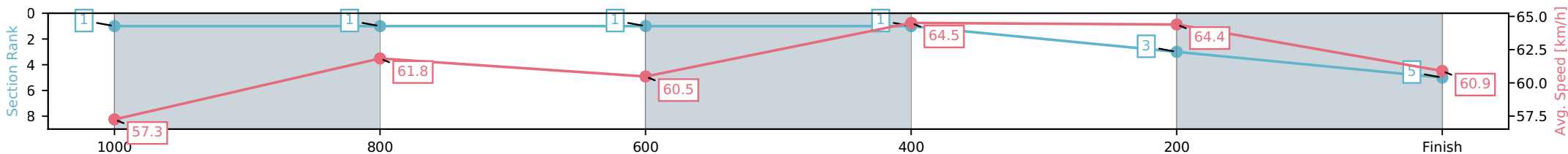
Rockhampton QLD --Professional-2026-05-05
 Race 3: DLV FINANCE Maiden Plate (QTIS bonuses applicable
 2&3YO Only) - 1200m

05 May 2026 - 1:28PM

Track Rating: Good 4, Weather: Fine, Rail Position: +2m Entire Circuit



Section	L1200	L1000	L800	L600	L400	L200
Section Times	1:10.46 (0:12.66)	0:57.80 [1] (0:11.68)	0:46.13 [1] (0:11.90)	0:34.23 [1] (0:11.17)	0:23.06 [3] (0:11.17)	0:11.89 [5] (0:11.89)
Average Speed [km/h]	57.3	61.8	60.5	64.5	64.4	60.9
Top Speed [km/h]	69.7	67.8	61.7	66.0	66.3	62.6
Avg. Dist. to Rail [m]	0.9	0.3	0.2	0.5	0.7	1.2
Avg. Stride Freq. [Hz]	2.3	2.2	2.2	2.3	2.3	2.2
Avg. Stride Length [m]	7.3	7.9	7.8	7.9	7.9	7.7



[] Ranking at each section and finish
 -:-:- No data available at this section
 NA No data available

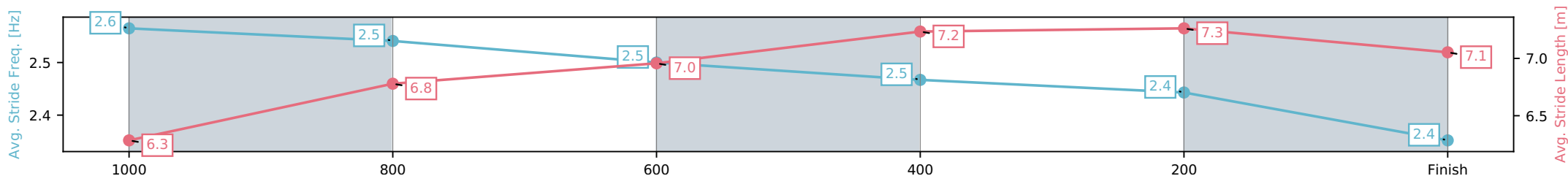
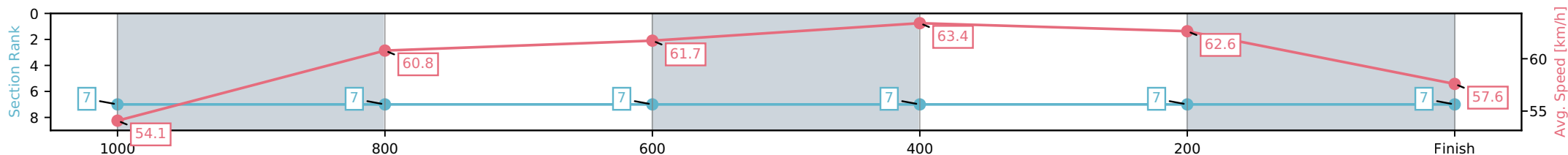
Horse/Jockey Name	Gem Maker/Chris McIver
Finish Rank	7
Fastest Section Time (Section)	0:11.38 (600-400)
Top Speed [km/h] (Section)	64.9 (600-400)
Race State	Finished



Rockhampton QLD --Professional-2026-05-05
 Race 3: DLV FINANCE Maiden Plate (QTIS bonuses applicable
 2&3YO Only) - 1200m
 05 May 2026 - 1:28PM
 Track Rating: Good 4, Weather: Fine, Rail Position: +2m Entire Circuit



Section	L1200	L1000	L800	L600	L400	L200
Section Times	1:12.42 (0:13.48)	0:58.94 [7] (0:11.84)	0:47.10 [7] (0:11.76)	0:35.34 [7] (0:11.38)	0:23.96 [7] (0:11.50)	0:12.45 [7] (0:12.45)
Average Speed [km/h]	54.1	60.8	61.7	63.4	62.6	57.6
Top Speed [km/h]	63.4	62.6	62.7	64.9	63.8	61.1
Avg. Dist. to Rail [m]	3.8	0.7	1.4	4.1	1.6	0.6
Avg. Stride Freq. [Hz]	2.6	2.5	2.5	2.5	2.4	2.4
Avg. Stride Length [m]	6.3	6.8	7.0	7.2	7.3	7.1



[] Ranking at each section and finish
 -:-:- No data available at this section
 NA No data available

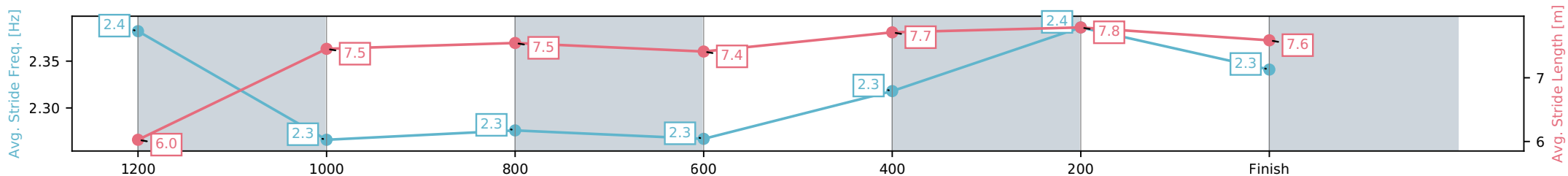
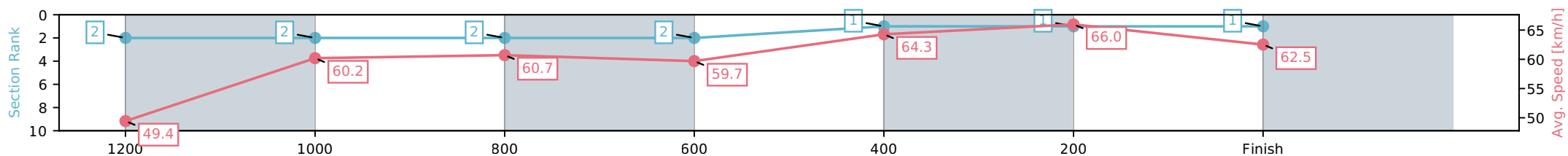
Horse/Jockey Name	Brazen Sailor/Ashley Butler
Finish Rank	1
Fastest Section Time (Section)	0:10.92 (400-200)
Top Speed [km/h] (Section)	67.2 (400-200)
Race State	Finished



Rockhampton QLD --Professional-2026-05-05
 Race 4: MILNE BROS BENCHMARK 58 Handicap - 1300m
 05 May 2026 - 2:05PM
 Track Rating: Good 4, Weather: Fine, Rail Position: +2m Entire Circuit



Section	L1300	L1200	L1000	L800	L600	L400	L200
Section Times	1:17.18 (0:07.58)	1:09.60 [2] (0:11.99)	0:57.61 [2] (0:11.80)	0:45.81 [2] (0:12.14)	0:33.66 [1] (0:11.20)	0:22.46 [1] (0:10.92)	0:11.54 [1] (0:11.54)
Average Speed [km/h]	49.4	60.2	60.7	59.7	64.3	66.0	62.5
Top Speed [km/h]	58.6	61.5	61.5	60.6	66.2	67.2	64.8
Avg. Dist. to Rail [m]	6.2	1.9	0.5	0.8	1.5	2.0	2.9
Avg. Stride Freq. [Hz]	2.4	2.3	2.3	2.3	2.3	2.4	2.3
Avg. Stride Length [m]	6.0	7.5	7.5	7.4	7.7	7.8	7.6



[] Ranking at each section and finish
 -:-:- No data available at this section
 NA No data available

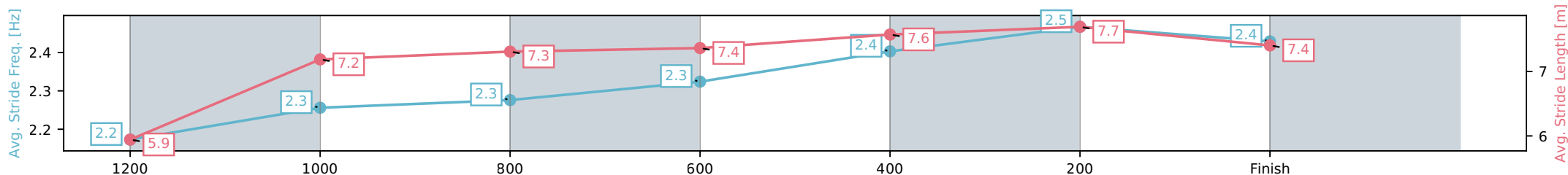
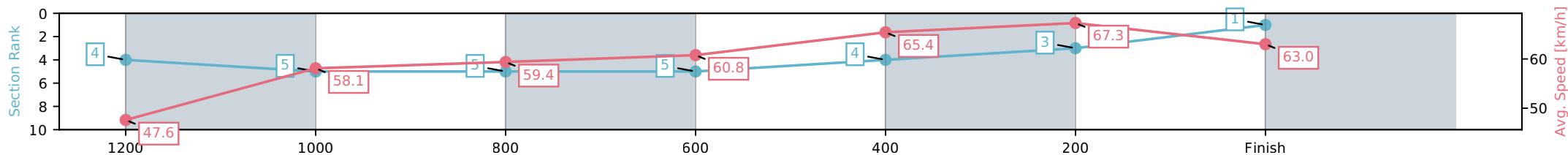
Horse/Jockey Name	Luxor Prince/Tahlia Fenlon
Finish Rank	2
Fastest Section Time (Section)	0:10.70 (400-200)
Top Speed [km/h] (Section)	68.2 (400-200)
Race State	Finished



Rockhampton QLD --Professional-2026-05-05
 Race 4: MILNE BROS BENCHMARK 58 Handicap - 1300m
 05 May 2026 - 2:05PM
 Track Rating: Good 4, Weather: Fine, Rail Position: +2m Entire Circuit



Section	L1300	L1200	L1000	L800	L600	L400	L200
Section Times	1:17.18 (0:07.74)	1:09.44 [5] (0:12.41)	0:57.03 [5] (0:12.09)	0:44.94 [5] (0:11.86)	0:33.08 [4] (0:11.00)	0:22.08 [3] (0:10.70)	0:11.38 [1] (0:11.38)
Average Speed [km/h]	47.6	58.1	59.4	60.8	65.4	67.3	63.0
Top Speed [km/h]	59.5	60.3	61.6	61.6	67.2	68.2	66.3
Avg. Dist. to Rail [m]	1.5	0.3	0.3	0.3	0.5	0.6	0.5
Avg. Stride Freq. [Hz]	2.2	2.3	2.3	2.3	2.4	2.5	2.4
Avg. Stride Length [m]	5.9	7.2	7.3	7.4	7.6	7.7	7.4



- [] Ranking at each section and finish
- :-:- No data available at this section
- NA No data available

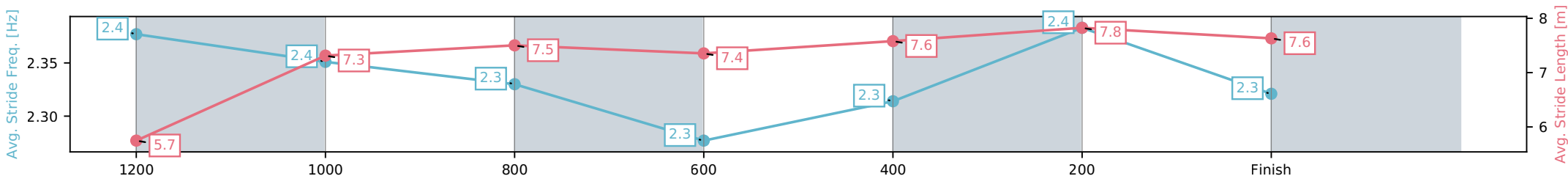
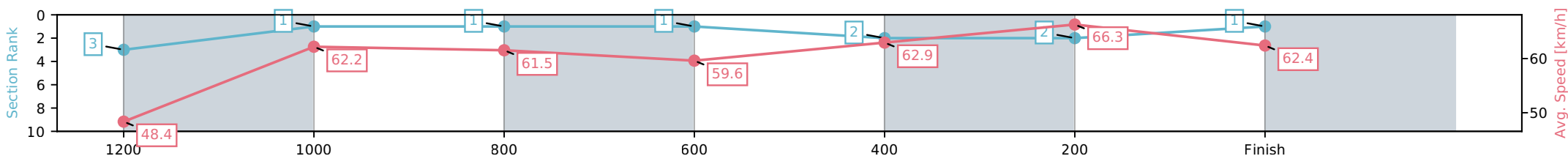
Horse/Jockey Name	Wildspitze/Dylan Turner
Finish Rank	3
Fastest Section Time (Section)	0:10.87 (400-200)
Top Speed [km/h] (Section)	67.3 (400-200)
Race State	Finished



Rockhampton QLD --Professional-2026-05-05
 Race 4: MILNE BROS BENCHMARK 58 Handicap - 1300m
 05 May 2026 - 2:05PM
 Track Rating: Good 4, Weather: Fine, Rail Position: +2m Entire Circuit



Section	L1300	L1200	L1000	L800	L600	L400	L200
Section Times	1:17.18 (0:07.72)	1:09.46 [1] (0:11.62)	0:57.85 [1] (0:11.74)	0:46.11 [1] (0:12.24)	0:33.86 [2] (0:11.46)	0:22.40 [2] (0:10.87)	0:11.54 [1] (0:11.54)
Average Speed [km/h]	48.4	62.2	61.5	59.6	62.9	66.3	62.4
Top Speed [km/h]	58.2	65.8	64.3	60.6	65.8	67.3	64.5
Avg. Dist. to Rail [m]	6.9	2.2	0.7	1.9	2.2	3.0	3.2
Avg. Stride Freq. [Hz]	2.4	2.4	2.3	2.3	2.3	2.4	2.3
Avg. Stride Length [m]	5.7	7.3	7.5	7.4	7.6	7.8	7.6



- [] Ranking at each section and finish
- :-:- No data available at this section
- NA No data available

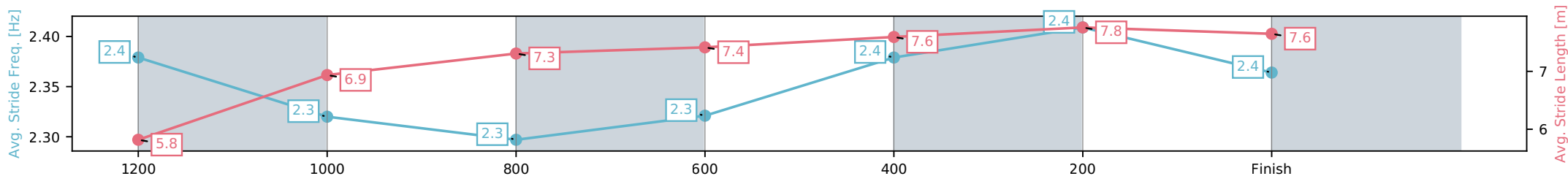
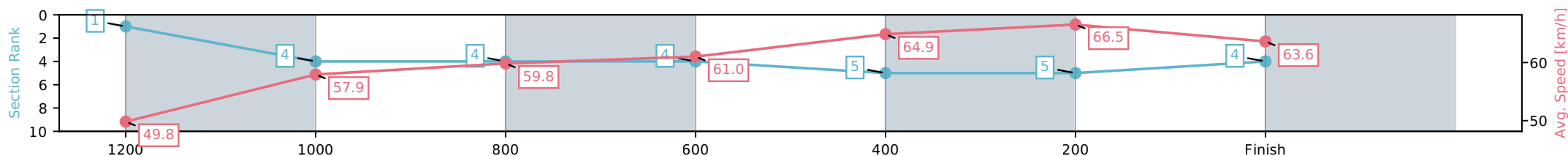
Horse/Jockey Name	Better Than Words/Michael Rodd
Finish Rank	4
Fastest Section Time (Section)	0:10.83 (400-200)
Top Speed [km/h] (Section)	67.3 (400-200)
Race State	Finished



Rockhampton QLD --Professional-2026-05-05
 Race 4: MILNE BROS BENCHMARK 58 Handicap - 1300m
 05 May 2026 - 2:05PM
 Track Rating: Good 4, Weather: Fine, Rail Position: +2m Entire Circuit



Section	L1300	L1200	L1000	L800	L600	L400	L200
Section Times	1:17.24 (0:07.49)	1:09.75 [4] (0:12.45)	0:57.29 [4] (0:12.10)	0:45.20 [4] (0:12.02)	0:33.17 [5] (0:11.11)	0:22.06 [5] (0:10.83)	0:11.24 [4] (0:11.24)
Average Speed [km/h]	49.8	57.9	59.8	61.0	64.9	66.5	63.6
Top Speed [km/h]	56.6	60.1	61.8	61.8	66.7	67.3	66.0
Avg. Dist. to Rail [m]	4.8	1.9	1.0	2.4	3.5	5.7	6.9
Avg. Stride Freq. [Hz]	2.4	2.3	2.3	2.3	2.4	2.4	2.4
Avg. Stride Length [m]	5.8	6.9	7.3	7.4	7.6	7.8	7.6



- [] Ranking at each section and finish
- :-:- No data available at this section
- NA No data available

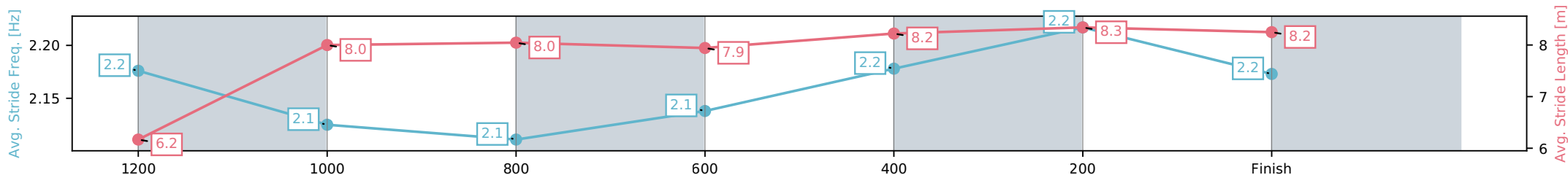
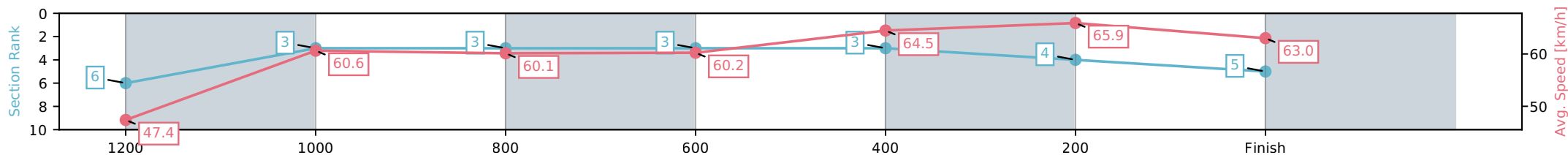
Horse/Jockey Name	The Last Saga/Warwick Satherley
Finish Rank	5
Fastest Section Time (Section)	0:10.93 (400-200)
Top Speed [km/h] (Section)	66.8 (400-200)
Race State	Finished



Rockhampton QLD --Professional-2026-05-05
 Race 4: MILNE BROS BENCHMARK 58 Handicap - 1300m
 05 May 2026 - 2:05PM
 Track Rating: Good 4, Weather: Fine, Rail Position: +2m Entire Circuit



Section	L1300	L1200	L1000	L800	L600	L400	L200
Section Times	1:17.34 (0:07.95)	1:09.39 [3] (0:11.88)	0:57.51 [3] (0:11.94)	0:45.57 [3] (0:12.06)	0:33.51 [3] (0:11.17)	0:22.34 [4] (0:10.93)	0:11.42 [5] (0:11.42)
Average Speed [km/h]	47.4	60.6	60.1	60.2	64.5	65.9	63.0
Top Speed [km/h]	62.0	62.9	60.9	61.5	65.7	66.8	65.5
Avg. Dist. to Rail [m]	2.3	0.7	0.3	1.0	1.2	0.8	2.8
Avg. Stride Freq. [Hz]	2.2	2.1	2.1	2.1	2.2	2.2	2.2
Avg. Stride Length [m]	6.2	8.0	8.0	7.9	8.2	8.3	8.2



- [] Ranking at each section and finish
- :-:- No data available at this section
- NA No data available

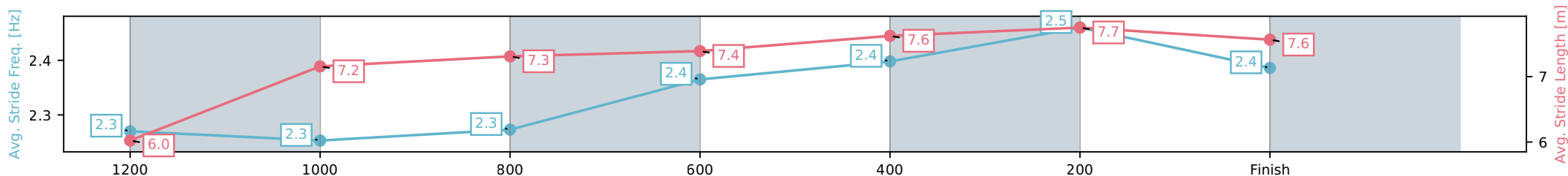
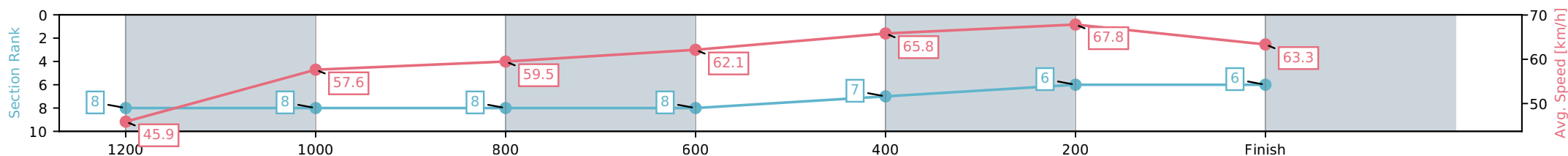
Horse/Jockey Name	Lonergy/Chloe Lowe
Finish Rank	6
Fastest Section Time (Section)	0:10.62 (400-200)
Top Speed [km/h] (Section)	68.3 (400-200)
Race State	Finished



Rockhampton QLD --Professional-2026-05-05
 Race 4: MILNE BROS BENCHMARK 58 Handicap - 1300m
 05 May 2026 - 2:05PM
 Track Rating: Good 4, Weather: Fine, Rail Position: +2m Entire Circuit



Section	L1300	L1200	L1000	L800	L600	L400	L200
Section Times	1:17.51 (0:08.18)	1:09.33 [8] (0:12.54)	0:56.79 [8] (0:12.13)	0:44.66 [8] (0:11.69)	0:32.97 [7] (0:10.94)	0:22.03 [6] (0:10.62)	0:11.42 [6] (0:11.42)
Average Speed [km/h]	45.9	57.6	59.5	62.1	65.8	67.8	63.3
Top Speed [km/h]	55.3	59.1	61.1	64.2	68.2	68.3	66.8
Avg. Dist. to Rail [m]	6.8	2.4	0.5	1.1	2.7	4.4	7.3
Avg. Stride Freq. [Hz]	2.3	2.3	2.3	2.4	2.4	2.5	2.4
Avg. Stride Length [m]	6.0	7.2	7.3	7.4	7.6	7.7	7.6



- [] Ranking at each section and finish
- :-:- No data available at this section
- NA No data available

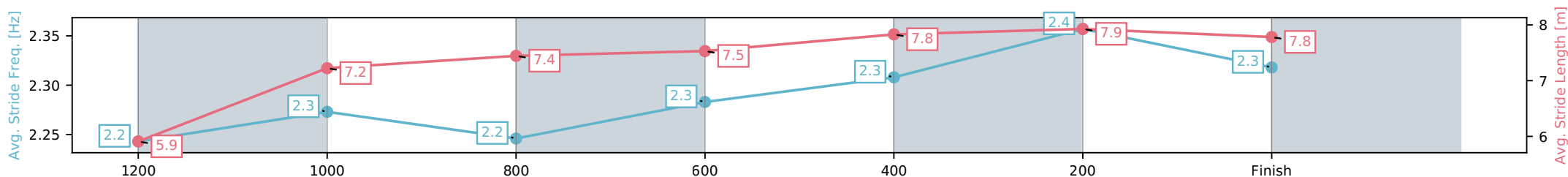
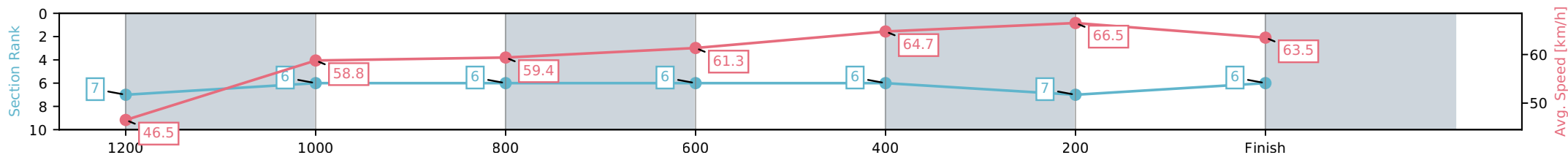
Horse/Jockey Name	Sujeed/Leah Martyn
Finish Rank	7
Fastest Section Time (Section)	0:10.84 (400-200)
Top Speed [km/h] (Section)	67.7 (400-200)
Race State	Finished



Rockhampton QLD --Professional-2026-05-05
 Race 4: MILNE BROS BENCHMARK 58 Handicap - 1300m
 05 May 2026 - 2:05PM
 Track Rating: Good 4, Weather: Fine, Rail Position: +2m Entire Circuit



Section	L1300	L1200	L1000	L800	L600	L400	L200
Section Times	1:17.51 (0:08.03)	1:09.48 [6] (0:12.27)	0:57.20 [6] (0:12.10)	0:45.11 [6] (0:11.78)	0:33.33 [6] (0:11.13)	0:22.20 [7] (0:10.84)	0:11.36 [6] (0:11.36)
Average Speed [km/h]	46.5	58.8	59.4	61.3	64.7	66.5	63.5
Top Speed [km/h]	57.0	60.2	60.9	62.8	66.6	67.7	66.9
Avg. Dist. to Rail [m]	4.5	1.4	0.3	0.8	2.7	5.3	8.6
Avg. Stride Freq. [Hz]	2.2	2.3	2.2	2.3	2.3	2.4	2.3
Avg. Stride Length [m]	5.9	7.2	7.4	7.5	7.8	7.9	7.8



[] Ranking at each section and finish
 -:-:- No data available at this section
 NA No data available

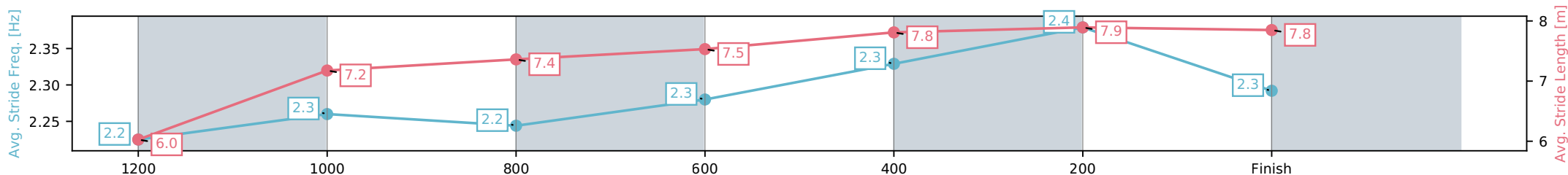
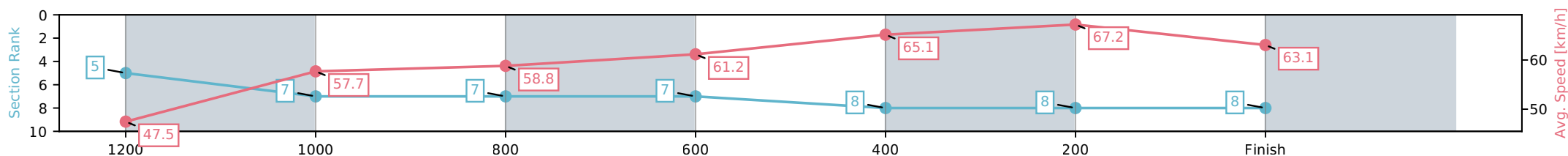
Horse/Jockey Name	Spellmaster/Raul Silvera Olivera
Finish Rank	8
Fastest Section Time (Section)	0:10.71 (400-200)
Top Speed [km/h] (Section)	68.5 (400-200)
Race State	Finished



Rockhampton QLD --Professional-2026-05-05
 Race 4: MILNE BROS BENCHMARK 58 Handicap - 1300m
 05 May 2026 - 2:05PM
 Track Rating: Good 4, Weather: Fine, Rail Position: +2m Entire Circuit



Section	L1300	L1200	L1000	L800	L600	L400	L200
Section Times	1:17.70 (0:07.89)	1:09.81 [7] (0:12.49)	0:57.32 [7] (0:12.28)	0:45.04 [7] (0:11.78)	0:33.26 [8] (0:11.05)	0:22.21 [8] (0:10.71)	0:11.50 [8] (0:11.50)
Average Speed [km/h]	47.5	57.7	58.8	61.2	65.1	67.2	63.1
Top Speed [km/h]	56.4	59.3	60.7	62.2	67.5	68.5	66.1
Avg. Dist. to Rail [m]	3.9	1.6	0.5	0.3	0.7	1.1	1.4
Avg. Stride Freq. [Hz]	2.2	2.3	2.2	2.3	2.3	2.4	2.3
Avg. Stride Length [m]	6.0	7.2	7.4	7.5	7.8	7.9	7.8



[] Ranking at each section and finish
 -:-:- No data available at this section
 NA No data available



Rockhampton QLD

Race 5: FRASERS LIVESTOCK TRANSPORT BENCHMARK 70 Handicap - 1100m

05 May 2026 - 2:38PM

Track Rating: Good 4, Weather: Fine, Rail Position: +2m Entire Circuit



Field Times (Race Tempo) 1:02.02 0:55.30 0:44.40 0:33.28 0:22.49 0:11.58
 (0:06.72) (0:10.89) (0:11.12) (0:10.79) (0:10.91) (0:11.58)

Rank	TAB#	Horse	Overall Time	First 400m	Top Speed km/h (Section)	L1100	L1000	L800	L600	L400	L200		
	(BAR#)	Jockey	Margin (DT-W)	Last 600m	Fastest Section (Time)	Start - 1000	1000 - 800	800 - 600	600 - 400	400 - 200	200 - Finish		
1	1	Don Pedro	1:02.02	0:23.64	67.7 (600-400)	1:02.02	0:55.24 [2]	0:44.04 [4]	0:32.97 [4]	0:22.19 [4]	0:11.32 [2]		
	(1)	Chloe Lowe		0:32.97	600-400 (0:10.78)	(0:06.78)	(0:11.20)	(0:11.07)	(0:10.78)	(0:10.87)	(0:11.32)		
2	8	Red Beauty	1:02.40	0:23.82	67.7 (400-200)	1:02.40	0:55.48 [4]	0:44.18 [5]	0:33.15 [5]	0:22.39 [5]	0:11.49 [6]		
	(3)	Daniel Stackhouse	2.2L (-5)	0:33.15	600-400 (0:10.76)	(0:06.92)	(0:11.29)	(0:11.03)	(0:10.76)	(0:10.90)	(0:11.49)		
3	5	Sailor's Rum	1:02.44	0:23.18	69.3 (1000-800)	1:02.44	0:55.42 [5]	0:44.82 [2]	0:33.70 [1]	0:22.91 [1]	0:12.00 [1]		
	(4)	Leah Martyn	2.4L (+1)	0:33.70	1000-800 (0:10.60)	(0:07.02)	(0:10.60)	(0:11.12)	(0:10.79)	(0:10.91)	(0:12.00)		
4	3	Dark Gleam	1:02.59	0:23.50	67.6 (600-400)	1:02.59	0:55.74 [3]	0:44.64 [3]	0:33.58 [3]	0:22.79 [3]	0:11.82 [3]		
	(2)	Tahlia Fenlon	3.3L (-7)	0:33.58	600-400 (0:10.79)	(0:06.85)	(0:11.10)	(0:11.06)	(0:10.79)	(0:10.97)	(0:11.82)		
5	10	Electric Brae	1:02.69	0:23.92	68.7 (400-200)	1:02.69	0:55.60 [7]	0:44.22 [6]	0:33.31 [6]	0:22.61 [6]	0:11.79 [5]		
	(5)	Nikki Olzard	3.9L (-6)	0:33.31	600-400 (0:10.70)	(0:07.09)	(0:11.38)	(0:10.92)	(0:10.70)	(0:10.82)	(0:11.79)		
6	7	Answering	1:03.04	0:24.08	68.2 (600-400)	1:03.04	0:56.02 [6]	0:44.52 [7]	0:33.59 [7]	0:22.92 [7]	0:11.98 [7]		
	(7)	Ashley Butler	6.0L (-3)	0:33.58	600-400 (0:10.66)	(0:07.02)	(0:11.50)	(0:10.93)	(0:10.66)	(0:10.94)	(0:11.98)		
7	2	Northumbria	1:03.25	0:23.33	68.4 (1000-800)	1:03.25	0:56.53 [1]	0:45.63 [1]	0:34.45 [2]	0:23.56 [2]	0:12.38 [4]		
	(6)	Sean Cormack	7.2L (-6)	0:34.45	1000-800 (0:10.89)	(0:06.72)	(0:10.89)	(0:11.18)	(0:10.89)	(0:11.18)	(0:12.38)		

Scratched: Nightstick (#4), Presocratics (#6), Outwitted (#9)

Report Created: Tue 05 May 2026

(Note: Races are conducted over an approximate distance as close as possible to the advertised distance, and recorded data may vary accordingly. Official times refer to race times only and do not include handicap times.)

[] Position in running at each section and finish TAB# Saddle cloth number

-:-:- No data available at this section

NA No data available

DNT Did not track

BAR# Barrier/Gate Position

DNF Did not finish

DT-W Distance travelled compared to winner in metres

Fastest split

Fastest section

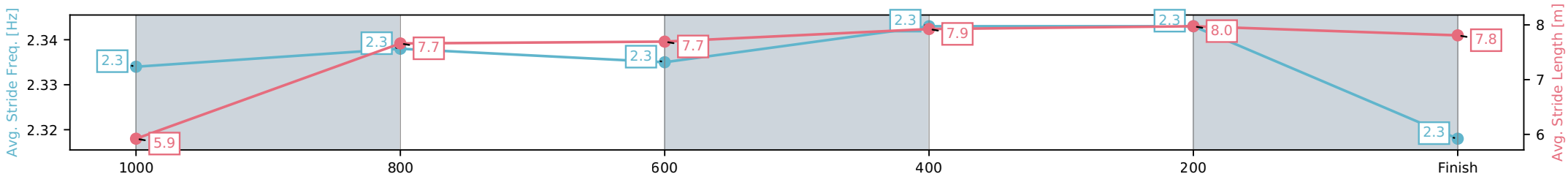
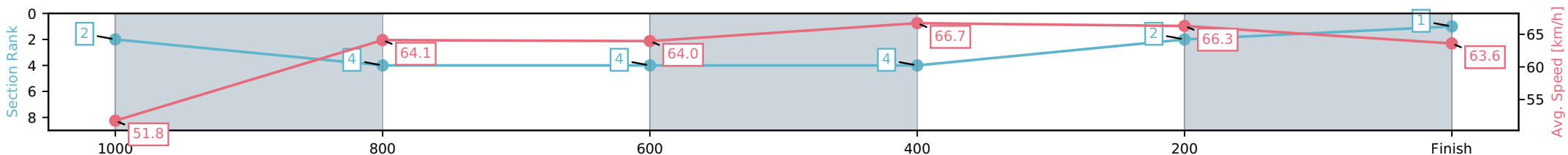
Horse/Jockey Name	Don Pedro/Chloe Lowe
Finish Rank	1
Fastest Section Time (Section)	0:10.78 (600-400)
Top Speed [km/h] (Section)	67.7 (600-400)
Race State	Finished



Rockhampton QLD --Professional-2026-05-05
 Race 5: FRASERS LIVESTOCK TRANSPORT BENCHMARK
 70 Handicap - 1100m
 05 May 2026 - 2:38PM
 Track Rating: Good 4, Weather: Fine, Rail Position: +2m Entire Circuit



Section	L1100	L1000	L800	L600	L400	L200
Section Times	1:02.02 (0:06.78)	0:55.24 [4] (0:11.20)	0:44.04 [4] (0:11.07)	0:32.97 [4] (0:10.78)	0:22.19 [2] (0:10.87)	0:11.32 [1] (0:11.32)
Average Speed [km/h]	51.8	64.1	64.0	66.7	66.3	63.6
Top Speed [km/h]	62.0	65.0	64.9	67.7	67.5	65.7
Avg. Dist. to Rail [m]	2.3	0.5	1.9	0.7	1.1	3.0
Avg. Stride Freq. [Hz]	2.3	2.3	2.3	2.3	2.3	2.3
Avg. Stride Length [m]	5.9	7.7	7.7	7.9	8.0	7.8



[] Ranking at each section and finish
 -:-:- No data available at this section
 NA No data available

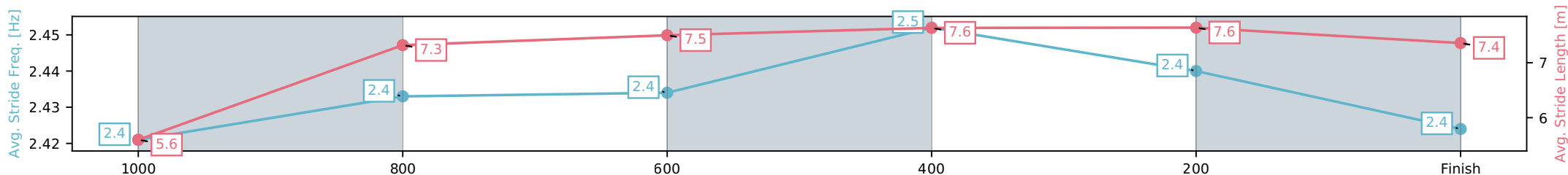
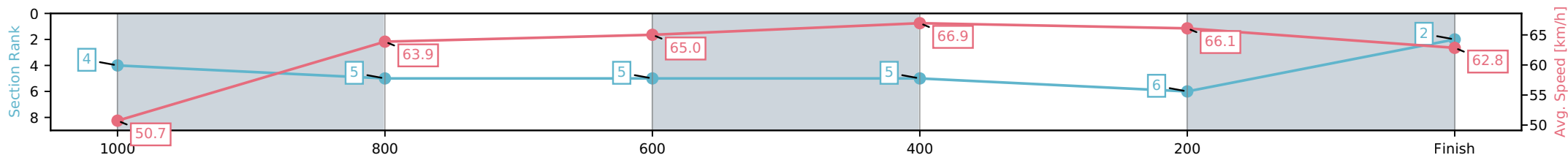
Horse/Jockey Name	Red Beauty/Daniel Stackhouse
Finish Rank	2
Fastest Section Time (Section)	0:10.76 (600-400)
Top Speed [km/h] (Section)	67.7 (400-200)
Race State	Finished



Rockhampton QLD --Professional-2026-05-05
 Race 5: FRASERS LIVESTOCK TRANSPORT BENCHMARK
 70 Handicap - 1100m
 05 May 2026 - 2:38PM
 Track Rating: Good 4, Weather: Fine, Rail Position: +2m Entire Circuit



Section	L1100	L1000	L800	L600	L400	L200
Section Times	1:02.40 (0:06.92)	0:55.48 [5] (0:11.29)	0:44.18 [5] (0:11.03)	0:33.15 [5] (0:10.76)	0:22.39 [6] (0:10.90)	0:11.49 [2] (0:11.49)
Average Speed [km/h]	50.7	63.9	65.0	66.9	66.1	62.8
Top Speed [km/h]	62.4	65.2	65.7	67.7	67.7	64.8
Avg. Dist. to Rail [m]	5.8	1.1	0.6	0.7	3.3	6.3
Avg. Stride Freq. [Hz]	2.4	2.4	2.4	2.5	2.4	2.4
Avg. Stride Length [m]	5.6	7.3	7.5	7.6	7.6	7.4



[] Ranking at each section and finish
 -:-:- No data available at this section
 NA No data available

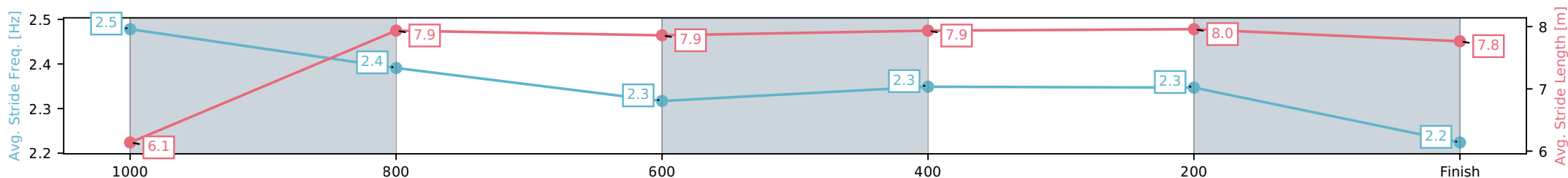
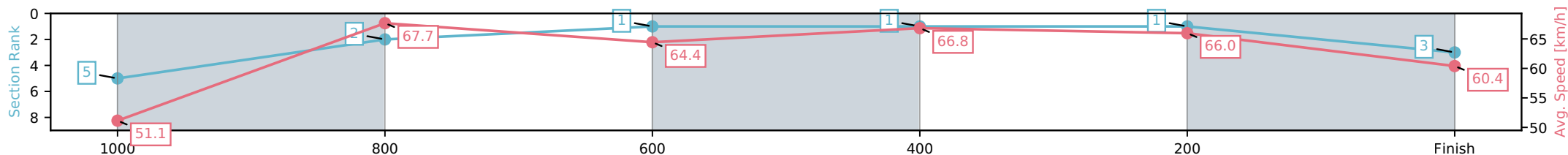
Horse/Jockey Name	Sailor's Rum/Leah Martyn
Finish Rank	3
Fastest Section Time (Section)	0:10.60 (1000-800)
Top Speed [km/h] (Section)	69.3 (1000-800)
Race State	Finished



Rockhampton QLD --Professional-2026-05-05
 Race 5: FRASERS LIVESTOCK TRANSPORT BENCHMARK
 70 Handicap - 1100m
 05 May 2026 - 2:38PM
 Track Rating: Good 4, Weather: Fine, Rail Position: +2m Entire Circuit



Section	L1100	L1000	L800	L600	L400	L200
Section Times	1:02.44 (0:07.02)	0:55.42 [2] (0:10.60)	0:44.82 [1] (0:11.12)	0:33.70 [1] (0:10.79)	0:22.91 [1] (0:10.91)	0:12.00 [3] (0:12.00)
Average Speed [km/h]	51.1	67.7	64.4	66.8	66.0	60.4
Top Speed [km/h]	66.4	69.3	65.5	69.0	68.0	64.3
Avg. Dist. to Rail [m]	5.3	1.7	0.9	0.7	1.5	0.8
Avg. Stride Freq. [Hz]	2.5	2.4	2.3	2.3	2.3	2.2
Avg. Stride Length [m]	6.1	7.9	7.9	7.9	8.0	7.8



[] Ranking at each section and finish
 -:-:- No data available at this section
 NA No data available

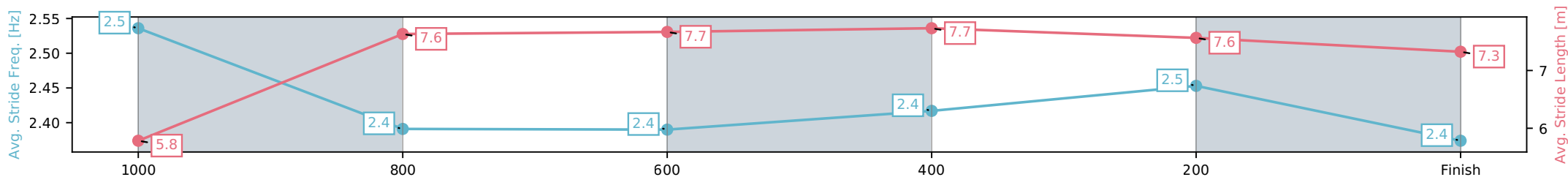
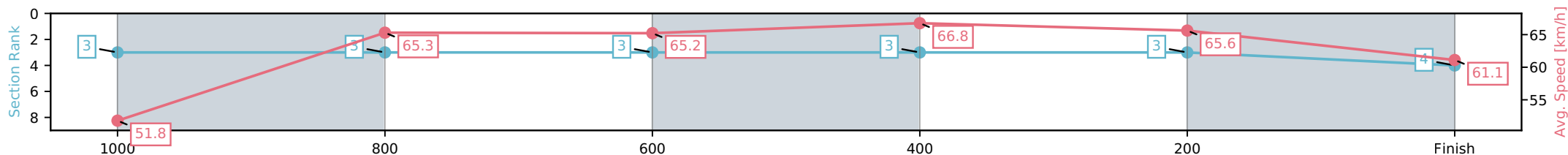
Horse/Jockey Name	Dark Gleam/Tahlia Fenlon
Finish Rank	4
Fastest Section Time (Section)	0:10.79 (600-400)
Top Speed [km/h] (Section)	67.6 (600-400)
Race State	Finished



Rockhampton QLD --Professional-2026-05-05
 Race 5: FRASERS LIVESTOCK TRANSPORT BENCHMARK
 70 Handicap - 1100m
 05 May 2026 - 2:38PM
 Track Rating: Good 4, Weather: Fine, Rail Position: +2m Entire Circuit



Section	L1100	L1000	L800	L600	L400	L200
Section Times	1:02.59 (0:06.85)	0:55.74 [3] (0:11.10)	0:44.64 [3] (0:11.06)	0:33.58 [3] (0:10.79)	0:22.79 [3] (0:10.97)	0:11.82 [4] (0:11.82)
Average Speed [km/h]	51.8	65.3	65.2	66.8	65.6	61.1
Top Speed [km/h]	63.8	66.2	66.4	67.6	67.3	63.8
Avg. Dist. to Rail [m]	5.0	1.6	0.5	1.6	3.7	5.1
Avg. Stride Freq. [Hz]	2.5	2.4	2.4	2.4	2.5	2.4
Avg. Stride Length [m]	5.8	7.6	7.7	7.7	7.6	7.3



- [] Ranking at each section and finish
- :-:- No data available at this section
- NA No data available

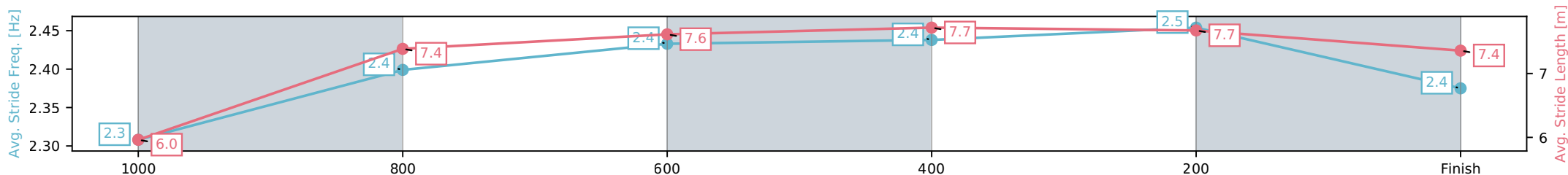
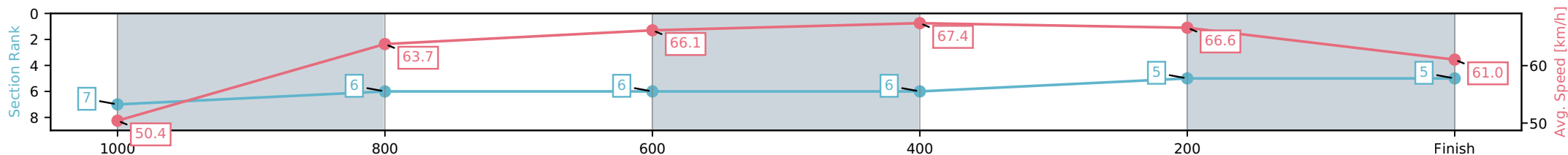
Horse/Jockey Name	Electric Brae/Nikki Olzard
Finish Rank	5
Fastest Section Time (Section)	0:10.70 (600-400)
Top Speed [km/h] (Section)	68.7 (400-200)
Race State	Finished



Rockhampton QLD --Professional-2026-05-05
 Race 5: FRASERS LIVESTOCK TRANSPORT BENCHMARK
 70 Handicap - 1100m
 05 May 2026 - 2:38PM
 Track Rating: Good 4, Weather: Fine, Rail Position: +2m Entire Circuit



Section	L1100	L1000	L800	L600	L400	L200
Section Times	1:02.69 (0:07.09)	0:55.60 [6] (0:11.38)	0:44.22 [6] (0:10.92)	0:33.31 [6] (0:10.70)	0:22.61 [5] (0:10.82)	0:11.79 [5] (0:11.79)
Average Speed [km/h]	50.4	63.7	66.1	67.4	66.6	61.0
Top Speed [km/h]	60.6	65.6	66.7	68.2	68.7	65.0
Avg. Dist. to Rail [m]	7.8	1.8	0.6	2.2	5.1	8.3
Avg. Stride Freq. [Hz]	2.3	2.4	2.4	2.4	2.5	2.4
Avg. Stride Length [m]	6.0	7.4	7.6	7.7	7.7	7.4



- [] Ranking at each section and finish
- :-:- No data available at this section
- NA No data available

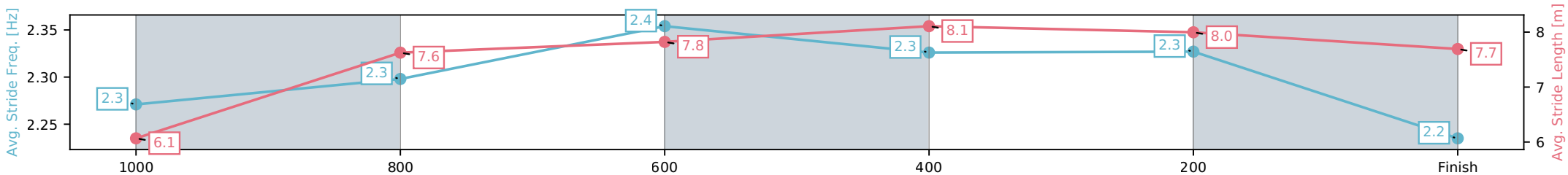
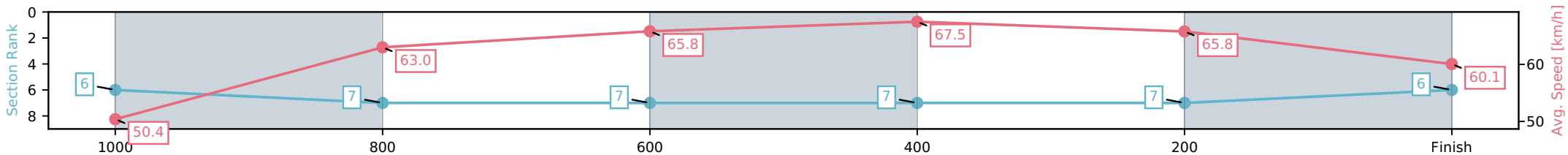
Horse/Jockey Name	Answering/Ashley Butler
Finish Rank	6
Fastest Section Time (Section)	0:10.66 (600-400)
Top Speed [km/h] (Section)	68.2 (600-400)
Race State	Finished



Rockhampton QLD --Professional-2026-05-05
 Race 5: FRASERS LIVESTOCK TRANSPORT BENCHMARK
 70 Handicap - 1100m
 05 May 2026 - 2:38PM
 Track Rating: Good 4, Weather: Fine, Rail Position: +2m Entire Circuit



Section	L1100	L1000	L800	L600	L400	L200
Section Times	1:03.04 (0:07.02)	0:56.02 [7] (0:11.50)	0:44.52 [7] (0:10.93)	0:33.59 [7] (0:10.66)	0:22.92 [7] (0:10.94)	0:11.98 [6] (0:11.98)
Average Speed [km/h]	50.4	63.0	65.8	67.5	65.8	60.1
Top Speed [km/h]	61.8	64.6	66.7	68.2	67.3	63.9
Avg. Dist. to Rail [m]	10.3	2.2	0.3	0.3	0.5	1.1
Avg. Stride Freq. [Hz]	2.3	2.3	2.4	2.3	2.3	2.2
Avg. Stride Length [m]	6.1	7.6	7.8	8.1	8.0	7.7



- [] Ranking at each section and finish
- :-:- No data available at this section
- NA No data available

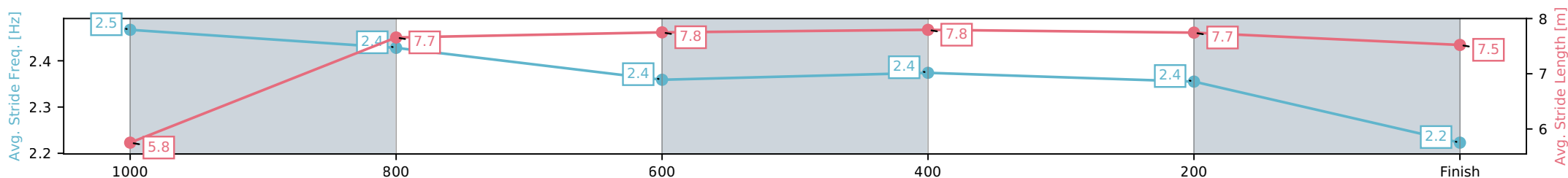
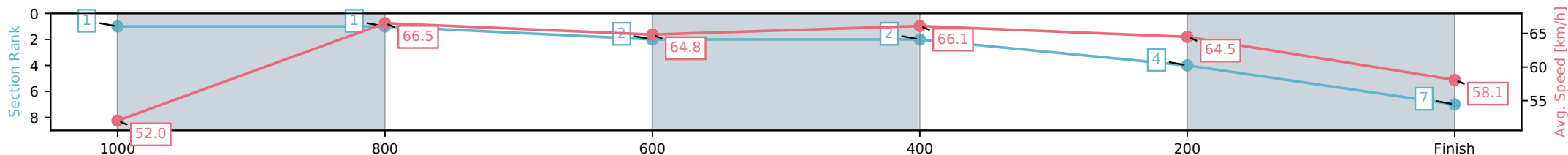
Horse/Jockey Name	Northumbria/Sean Cormack
Finish Rank	7
Fastest Section Time (Section)	0:10.89 (1000-800)
Top Speed [km/h] (Section)	68.4 (1000-800)
Race State	Finished



Rockhampton QLD --Professional-2026-05-05
 Race 5: FRASERS LIVESTOCK TRANSPORT BENCHMARK
 70 Handicap - 1100m
 05 May 2026 - 2:38PM
 Track Rating: Good 4, Weather: Fine, Rail Position: +2m Entire Circuit



Section	L1100	L1000	L800	L600	L400	L200
Section Times	1:03.25 (0:06.72)	0:56.53 [1] (0:10.89)	0:45.63 [2] (0:11.18)	0:34.45 [2] (0:10.89)	0:23.56 [4] (0:11.18)	0:12.38 [7] (0:12.38)
Average Speed [km/h]	52.0	66.5	64.8	66.1	64.5	58.1
Top Speed [km/h]	63.5	68.4	65.4	67.0	65.4	62.6
Avg. Dist. to Rail [m]	7.9	1.9	0.8	1.5	2.3	3.7
Avg. Stride Freq. [Hz]	2.5	2.4	2.4	2.4	2.4	2.2
Avg. Stride Length [m]	5.8	7.7	7.8	7.8	7.7	7.5



[] Ranking at each section and finish
 -:-:- No data available at this section
 NA No data available



Rockhampton QLD

Race 6: BENTLEYS (QLD) PTY LTD 2026 THE FITZROY OPEN HANDICAP - ***Weights Raised 0.5*** - 1300m

05 May 2026 - 3:14PM

Track Rating: Good 4, Weather: Fine, Rail Position: +2m Entire Circuit



Field Times (Race Tempo) 1:14.47 (0:07.02) 1:07.45 (0:10.76) 0:56.69 (0:11.27) 0:45.42 (0:11.56) 0:33.85 (0:10.99) 0:22.86 (0:10.98) 0:11.88 (0:11.88)

Rank	TAB#	Horse	Overall Time	First 400m	Top Speed km/h (Section)	L1300	L1200	L1000	L800	L600	L400	L200	
	(BAR#)	Jockey	Margin (DT-W)	Last 600m	Fastest Section (Time)	Start - 1200	1200 - 1000	1000 - 800	800 - 600	600 - 400	400 - 200	200 - Finish	
1	4	Demon Award	1:14.47	0:23.48	67.7 (600-400)	1:14.47	1:07.34 [3]	0:56.52 [3]	0:45.27 [3]	0:33.52 [3]	0:22.63 [4]	0:11.64 [4]	
	(5)	Tasha Chambers		0:33.52	1200-1000 (0:10.82)	(0:07.13)	(0:10.82)	(0:11.25)	(0:11.74)	(0:10.90)	(0:10.98)	(0:11.64)	
2	11	Letmeletgo	1:14.49	0:23.28	68.7 (1200-1000)	1:14.49	1:07.47 [1]	0:56.71 [1]	0:45.44 [1]	0:33.87 [1]	0:22.87 [2]	0:11.90 [1]	
	(13)	Leah Martyn	0.1L (-1)	0:33.87	1200-1000 (0:10.76)	(0:07.02)	(0:10.76)	(0:11.27)	(0:11.56)	(0:11.01)	(0:10.96)	(0:11.90)	
3	16	Pride Of Venus	1:14.63	0:23.58	67.8 (600-400)	1:14.63	1:07.52 [2]	0:56.58 [4]	0:45.25 [4]	0:33.66 [4]	0:22.79 [3]	0:11.93 [2]	
	(8)	Ron Stewart	0.9L (-6)	0:33.66	400-200 (0:10.86)	(0:07.11)	(0:10.94)	(0:11.33)	(0:11.59)	(0:10.87)	(0:10.86)	(0:11.93)	
4	17	Scrub Chain	1:14.77	0:24.41	68.3 (400-200)	1:14.77	1:07.19 [12]	0:55.91 [13]	0:44.60 [12]	0:32.93 [13]	0:22.04 [13]	0:11.26 [13]	
	(10)	Chris Mclver	1.7L (-2)	0:32.93	400-200 (0:10.78)	(0:07.58)	(0:11.28)	(0:11.31)	(0:11.67)	(0:10.89)	(0:10.78)	(0:11.26)	
5	9	Doubting Eye	1:14.78	0:24.32	68.2 (1000-800)	1:14.78	1:07.09 [13]	0:55.96 [12]	0:44.60 [13]	0:32.99 [12]	0:22.12 [12]	0:11.36 [12]	
	(4)	Raul Silvera Olivera	1.8L (-6)	0:32.99	400-200 (0:10.76)	(0:07.69)	(0:11.14)	(0:11.36)	(0:11.61)	(0:10.87)	(0:10.76)	(0:11.36)	
6	13	Belthil	1:14.82	0:23.74	68.2 (1200-1000)	1:14.82	1:07.53 [8]	0:56.62 [6]	0:45.30 [5]	0:33.67 [5]	0:22.72 [6]	0:11.83 [6]	
	(3)	Angela Jones	2.1L (-4)	0:33.67	400-200 (0:10.89)	(0:07.29)	(0:10.91)	(0:11.32)	(0:11.63)	(0:10.95)	(0:10.89)	(0:11.83)	
7	12	Dream Smart	1:14.82	0:24.08	68.2 (400-200)	1:14.82	1:07.56 [6]	0:56.32 [8]	0:44.85 [10]	0:33.08 [11]	0:22.25 [11]	0:11.51 [9]	
	(2)	Daniel Moor	2.1L (+1)	0:33.08	400-200 (0:10.74)	(0:07.26)	(0:11.24)	(0:11.47)	(0:11.77)	(0:10.83)	(0:10.74)	(0:11.51)	
8	1	Living Free	1:14.95	0:23.69	67.8 (600-400)	1:14.95	1:07.70 [5]	0:56.81 [5]	0:45.42 [6]	0:33.77 [6]	0:22.87 [5]	0:12.00 [5]	
	(11)	Bella Youngberry	2.8L (-1)	0:33.76	400-200 (0:10.86)	(0:07.25)	(0:10.89)	(0:11.39)	(0:11.66)	(0:10.90)	(0:10.86)	(0:12.00)	
9	6	Obligated	1:14.99	0:23.36	68.4 (1200-1000)	1:14.99	1:07.86 [4]	0:57.15 [2]	0:45.90 [2]	0:34.37 [2]	0:23.38 [1]	0:12.23 [3]	
	(9)	Ashley Butler	3.1L (-5)	0:34.37	1200-1000 (0:10.71)	(0:07.13)	(0:10.71)	(0:11.25)	(0:11.53)	(0:10.99)	(0:11.15)	(0:12.23)	
10	8	Liberty Steps	1:15.25	0:24.07	68.5 (600-400)	1:15.25	1:07.75 [10]	0:56.65 [9]	0:45.38 [9]	0:33.83 [8]	0:22.90 [9]	0:12.01 [8]	
	(1)	Dylan Turner	4.6L (-5)	0:33.83	400-200 (0:10.89)	(0:07.50)	(0:11.10)	(0:11.26)	(0:11.55)	(0:10.93)	(0:10.89)	(0:12.01)	

Scratched: Our Magnus (#2), Harbourmaster (#3), Hidden Melody (#5), Astra Star (#10), Pipistrelle (#14), Outsmarted (#18), Inca Trail (#20)

Report Created: Tue 05 May 2026

(Note: Races are conducted over an approximate distance as close as possible to the advertised distance, and recorded data may vary accordingly. Official times refer to race times only and do not include handicap times.)

[] Position in running at each section and finish TAB# Saddle cloth number

-:--:-- No data available at this section

NA No data available

DNT Did not track

BAR# Barrier/Gate Position

DNF Did not finish

DT-W Distance travelled compared to winner in metres

Fastest split

Fastest section





Rockhampton QLD

Race 6: BENTLEYS (QLD) PTY LTD 2026 THE FITZROY OPEN HANDICAP - ***Weights Raised 0.5*** - 1300m

05 May 2026 - 3:14PM

Track Rating: Good 4, Weather: Fine, Rail Position: +2m Entire Circuit



Field Times (Race Tempo) 1:14.47 1:07.45 0:56.69 0:45.42 0:33.85 0:22.86 0:11.88
 (0:07.02) (0:10.76) (0:11.27) (0:11.56) (0:10.99) (0:10.98) (0:11.88)

Rank	TAB#	Horse	Overall Time	First 400m	Top Speed km/h (Section)	L1300	L1200	L1000	L800	L600	L400	L200	
	(BAR#)	Jockey	Margin (DT-W)	Last 600m	Fastest Section (Time)	Start - 1200	1200 - 1000	1000 - 800	800 - 600	600 - 400	400 - 200	200 - Finish	
11	19	Odegaard	1:15.28	0:24.24	68.4 (400-200)	1:15.28	1:07.73 [11]	0:56.61 [11]	0:45.25 [11]	0:33.60 [10]	0:22.82 [10]	0:11.96 [10]	
	(6)	Nikki Olzard	4.7L (-3)	0:33.59	600-400 (0:10.77)	(0:07.55)	(0:11.12)	(0:11.36)	(0:11.66)	(0:10.77)	(0:10.86)	(0:11.96)	
12	7	Real Key	1:15.32	0:23.83	67.6 (1200-1000)	1:15.32	1:08.05 [7]	0:57.08 [7]	0:45.60 [7]	0:33.92 [7]	0:22.98 [8]	0:12.11 [7]	
	(7)	Warwick Satherley	5.0L (-4)	0:33.93	400-200 (0:10.87)	(0:07.27)	(0:10.97)	(0:11.48)	(0:11.67)	(0:10.95)	(0:10.87)	(0:12.11)	
13	15	Kathy's Beau	1:15.73	0:24.12	67.9 (600-400)	1:15.73	1:08.27 [9]	0:57.10 [10]	0:45.93 [8]	0:34.30 [9]	0:23.39 [7]	0:12.38 [11]	
	(12)	Tahlia Fenlon	7.4L (+1)	0:34.30	600-400 (0:10.91)	(0:07.46)	(0:11.17)	(0:11.17)	(0:11.63)	(0:10.91)	(0:11.01)	(0:12.38)	

Scratched: Our Magnus (#2), Harbourmaster (#3), Hidden Melody (#5), Astra Star (#10), Pipistrelle (#14), Outsmarted (#18), Inca Trail (#20)

Report Created: Tue 05 May 2026

(Note: Races are conducted over an approximate distance as close as possible to the advertised distance, and recorded data may vary accordingly. Official times refer to race times only and do not include handicap times.)

[] Position in running at each section and finish TAB# Saddle cloth number

Fastest split

-:--:-- No data available at this section

BAR# Barrier/Gate Position

Fastest section

NA No data available

DNF Did not finish

DNT Did not track

DT-W Distance travelled compared to winner in metres

Horse/Jockey Name	Demon Award/Tasha Chambers
Finish Rank	1
Fastest Section Time (Section)	0:10.82 (1200-1000)
Top Speed [km/h] (Section)	67.7 (600-400)
Race State	Finished



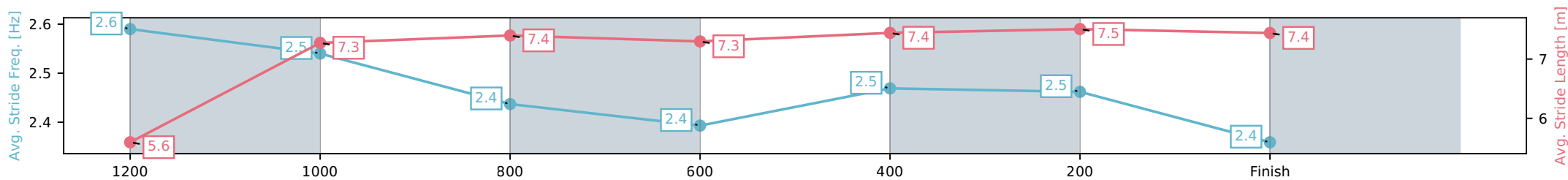
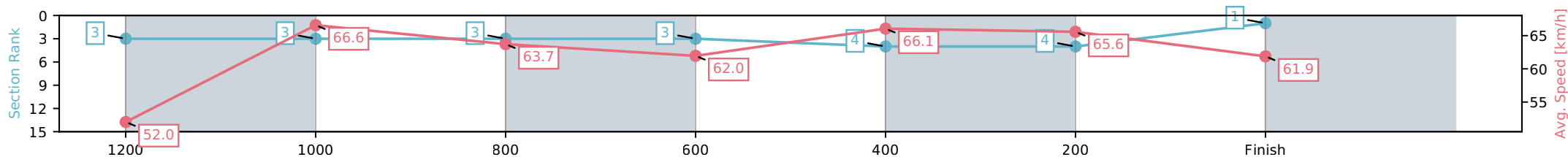
Rockhampton QLD --Professional-2026-05-05
 Race 6: BENTLEYS (QLD) PTY LTD 2026 THE FITZROY
 OPEN HANDICAP - ***Weights Raised 0.5*** - 1300m

05 May 2026 - 3:14PM

Track Rating: Good 4, Weather: Fine, Rail Position: +2m Entire Circuit



Section	L1300	L1200	L1000	L800	L600	L400	L200
Section Times	1:14.47 (0:07.13)	1:07.34 [3] (0:10.82)	0:56.52 [3] (0:11.25)	0:45.27 [3] (0:11.74)	0:33.52 [4] (0:10.90)	0:22.63 [4] (0:10.98)	0:11.64 [1] (0:11.64)
Average Speed [km/h]	52.0	66.6	63.7	62.0	66.1	65.6	61.9
Top Speed [km/h]	62.4	67.7	66.6	63.0	67.7	66.1	64.3
Avg. Dist. to Rail [m]	4.9	0.9	0.9	1.4	1.7	2.8	4.1
Avg. Stride Freq. [Hz]	2.6	2.5	2.4	2.4	2.5	2.5	2.4
Avg. Stride Length [m]	5.6	7.3	7.4	7.3	7.4	7.5	7.4



[] Ranking at each section and finish
 -:-:- No data available at this section
 NA No data available

Horse/Jockey Name	Letmeletgo/Leah Martyn
Finish Rank	2
Fastest Section Time (Section)	0:10.76 (1200-1000)
Top Speed [km/h] (Section)	68.7 (1200-1000)
Race State	Finished



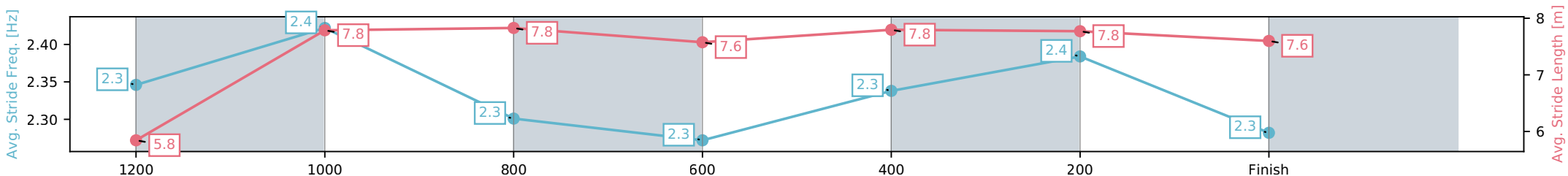
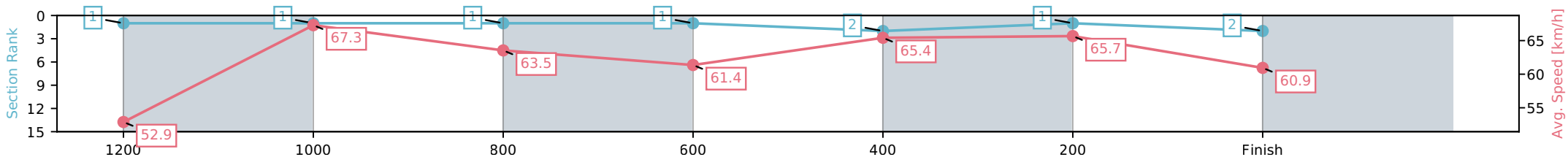
Rockhampton QLD --Professional-2026-05-05
 Race 6: BENTLEYS (QLD) PTY LTD 2026 THE FITZROY
 OPEN HANDICAP - ***Weights Raised 0.5*** - 1300m

05 May 2026 - 3:14PM

Track Rating: Good 4, Weather: Fine, Rail Position: +2m Entire Circuit



Section	L1300	L1200	L1000	L800	L600	L400	L200
Section Times	1:14.49 (0:07.02)	1:07.47 [1] (0:10.76)	0:56.71 [1] (0:11.27)	0:45.44 [1] (0:11.56)	0:33.87 [2] (0:11.01)	0:22.87 [1] (0:10.96)	0:11.90 [2] (0:11.90)
Average Speed [km/h]	52.9	67.3	63.5	61.4	65.4	65.7	60.9
Top Speed [km/h]	65.1	68.7	65.4	62.7	66.5	66.8	63.8
Avg. Dist. to Rail [m]	11.9	2.8	0.7	1.6	0.3	0.5	1.4
Avg. Stride Freq. [Hz]	2.3	2.4	2.3	2.3	2.3	2.4	2.3
Avg. Stride Length [m]	5.8	7.8	7.8	7.6	7.8	7.8	7.6



[] Ranking at each section and finish
 -:-:- No data available at this section
 NA No data available

Horse/Jockey Name	Pride Of Venus/Ron Stewart
Finish Rank	3
Fastest Section Time (Section)	0:10.86 (400-200)
Top Speed [km/h] (Section)	67.8 (600-400)
Race State	Finished



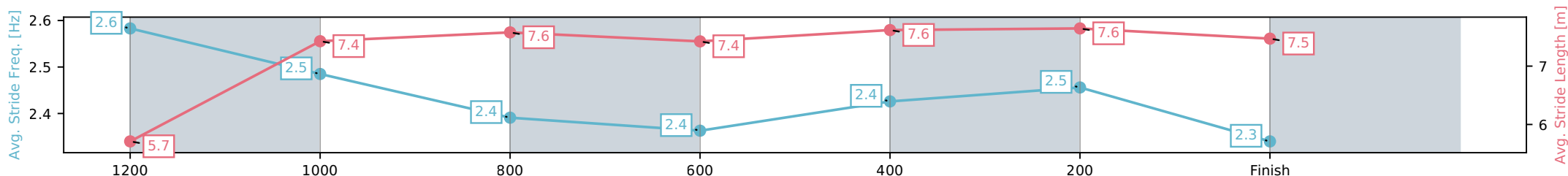
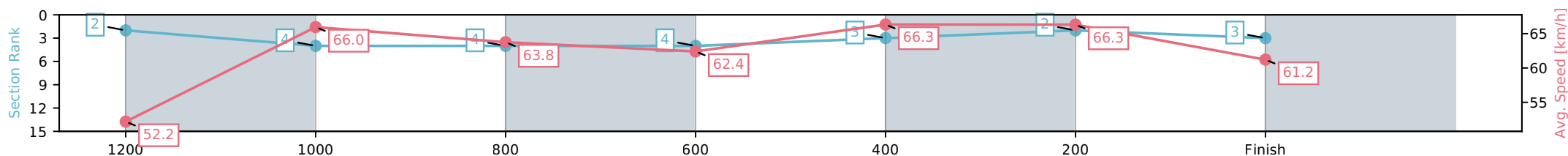
Rockhampton QLD --Professional-2026-05-05
 Race 6: BENTLEYS (QLD) PTY LTD 2026 THE FITZROY
 OPEN HANDICAP - ***Weights Raised 0.5*** - 1300m

05 May 2026 - 3:14PM

Track Rating: Good 4, Weather: Fine, Rail Position: +2m Entire Circuit



Section	L1300	L1200	L1000	L800	L600	L400	L200
Section Times	1:14.63 (0:07.11)	1:07.52 [4] (0:10.94)	0:56.58 [4] (0:11.33)	0:45.25 [4] (0:11.59)	0:33.66 [3] (0:10.87)	0:22.79 [2] (0:10.86)	0:11.93 [3] (0:11.93)
Average Speed [km/h]	52.2	66.0	63.8	62.4	66.3	66.3	61.2
Top Speed [km/h]	63.4	66.8	66.5	63.5	67.8	67.7	64.3
Avg. Dist. to Rail [m]	7.6	1.7	0.5	0.7	1.9	2.6	4.1
Avg. Stride Freq. [Hz]	2.6	2.5	2.4	2.4	2.4	2.5	2.3
Avg. Stride Length [m]	5.7	7.4	7.6	7.4	7.6	7.6	7.5



- [] Ranking at each section and finish
- :-:- No data available at this section
- NA No data available

Horse/Jockey Name	Scrub Chain/Chris McIver
Finish Rank	4
Fastest Section Time (Section)	0:10.78 (400-200)
Top Speed [km/h] (Section)	68.3 (400-200)
Race State	Finished



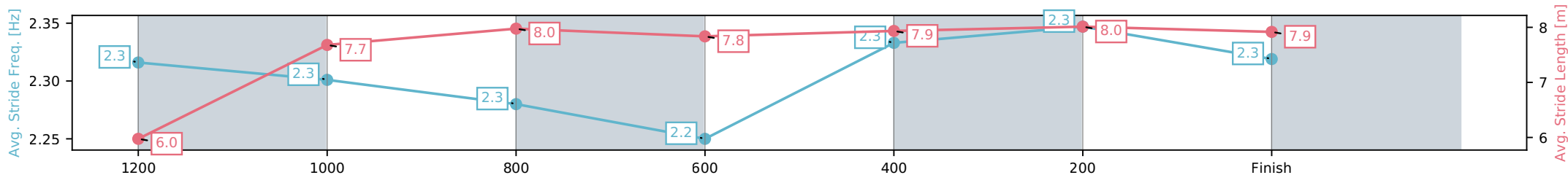
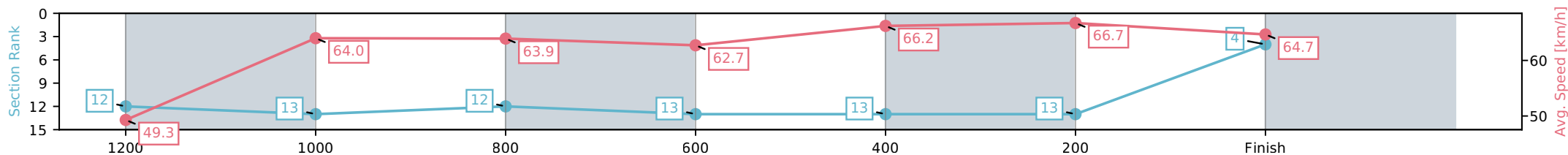
Rockhampton QLD --Professional-2026-05-05
 Race 6: BENTLEYS (QLD) PTY LTD 2026 THE FITZROY
 OPEN HANDICAP - ***Weights Raised 0.5*** - 1300m

05 May 2026 - 3:14PM

Track Rating: Good 4, Weather: Fine, Rail Position: +2m Entire Circuit



Section	L1300	L1200	L1000	L800	L600	L400	L200
Section Times	1:14.77 (0:07.58)	1:07.19 [13] (0:11.28)	0:55.91 [12] (0:11.31)	0:44.60 [13] (0:11.67)	0:32.93 [13] (0:10.89)	0:22.04 [13] (0:10.78)	0:11.26 [4] (0:11.26)
Average Speed [km/h]	49.3	64.0	63.9	62.7	66.2	66.7	64.7
Top Speed [km/h]	58.8	67.5	67.2	63.9	67.8	68.3	66.6
Avg. Dist. to Rail [m]	8.3	1.6	0.7	2.0	3.6	3.3	4.3
Avg. Stride Freq. [Hz]	2.3	2.3	2.3	2.2	2.3	2.3	2.3
Avg. Stride Length [m]	6.0	7.7	8.0	7.8	7.9	8.0	7.9



- [] Ranking at each section and finish
- :-:- No data available at this section
- NA No data available

Horse/Jockey Name	Doubling Eye/Raul Silvera Olivera
Finish Rank	5
Fastest Section Time (Section)	0:10.76 (400-200)
Top Speed [km/h] (Section)	68.2 (1000-800)
Race State	Finished



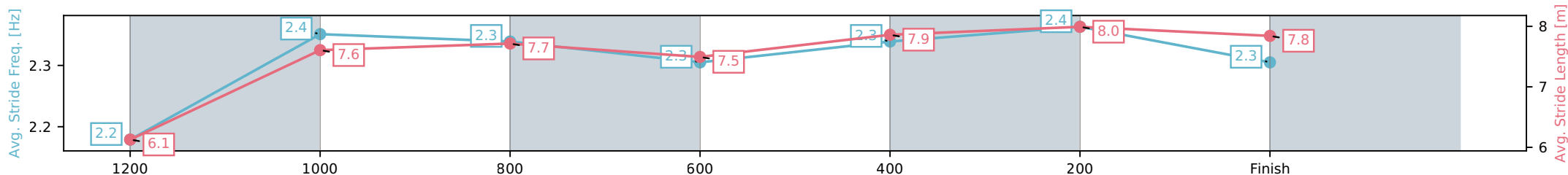
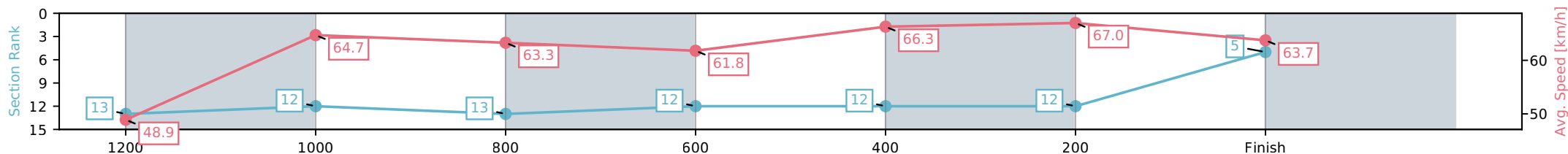
Rockhampton QLD --Professional-2026-05-05
 Race 6: BENTLEYS (QLD) PTY LTD 2026 THE FITZROY
 OPEN HANDICAP - ***Weights Raised 0.5*** - 1300m

05 May 2026 - 3:14PM

Track Rating: Good 4, Weather: Fine, Rail Position: +2m Entire Circuit



Section	L1300	L1200	L1000	L800	L600	L400	L200
Section Times	1:14.78 (0:07.69)	1:07.09 [12] (0:11.14)	0:55.96 [13] (0:11.36)	0:44.60 [12] (0:11.61)	0:32.99 [12] (0:10.87)	0:22.12 [12] (0:10.76)	0:11.36 [5] (0:11.36)
Average Speed [km/h]	48.9	64.7	63.3	61.8	66.3	67.0	63.7
Top Speed [km/h]	60.8	67.5	68.2	62.4	68.0	67.8	66.3
Avg. Dist. to Rail [m]	3.8	0.2	0.4	0.5	0.9	1.0	1.2
Avg. Stride Freq. [Hz]	2.2	2.4	2.3	2.3	2.3	2.4	2.3
Avg. Stride Length [m]	6.1	7.6	7.7	7.5	7.9	8.0	7.8



- [] Ranking at each section and finish
- :-:- No data available at this section
- NA No data available

Horse/Jockey Name	Belthil/Angela Jones
Finish Rank	6
Fastest Section Time (Section)	0:10.89 (400-200)
Top Speed [km/h] (Section)	68.2 (1200-1000)
Race State	Finished



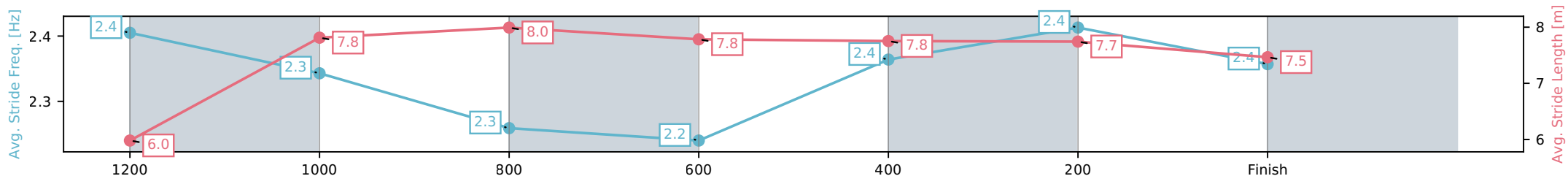
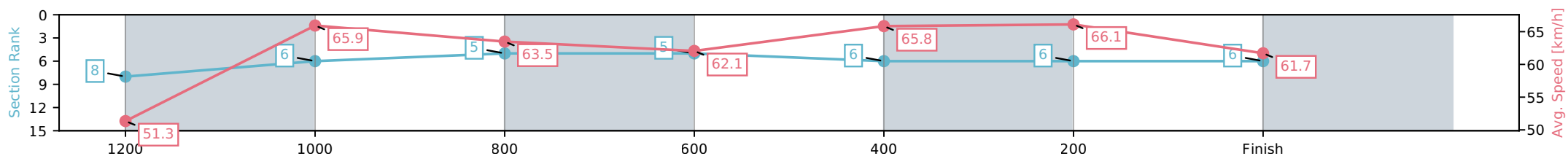
Rockhampton QLD --Professional-2026-05-05
 Race 6: BENTLEYS (QLD) PTY LTD 2026 THE FITZROY
 OPEN HANDICAP - ***Weights Raised 0.5*** - 1300m

05 May 2026 - 3:14PM

Track Rating: Good 4, Weather: Fine, Rail Position: +2m Entire Circuit



Section	L1300	L1200	L1000	L800	L600	L400	L200
Section Times	1:14.82 (0:07.29)	1:07.53 [6] (0:10.91)	0:56.62 [5] (0:11.32)	0:45.30 [5] (0:11.63)	0:33.67 [6] (0:10.95)	0:22.72 [6] (0:10.89)	0:11.83 [6] (0:11.83)
Average Speed [km/h]	51.3	65.9	63.5	62.1	65.8	66.1	61.7
Top Speed [km/h]	62.3	68.2	67.6	63.1	67.9	67.9	65.1
Avg. Dist. to Rail [m]	3.7	0.2	0.6	0.6	1.1	2.5	5.9
Avg. Stride Freq. [Hz]	2.4	2.3	2.3	2.2	2.4	2.4	2.4
Avg. Stride Length [m]	6.0	7.8	8.0	7.8	7.8	7.7	7.5



- [] Ranking at each section and finish
- :-:- No data available at this section
- NA No data available

Horse/Jockey Name	Dream Smart/Daniel Moor
Finish Rank	7
Fastest Section Time (Section)	0:10.74 (400-200)
Top Speed [km/h] (Section)	68.2 (400-200)
Race State	Finished



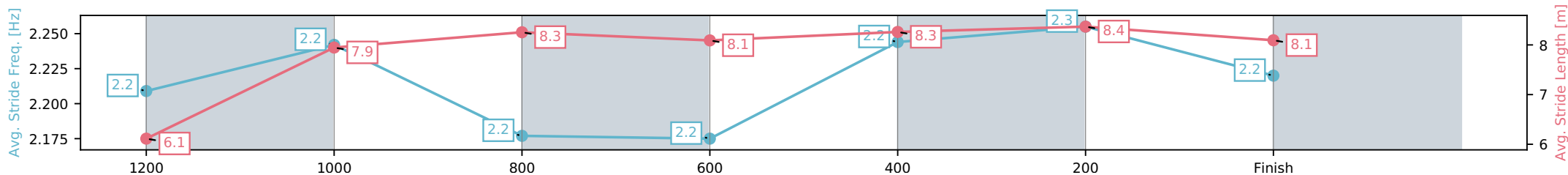
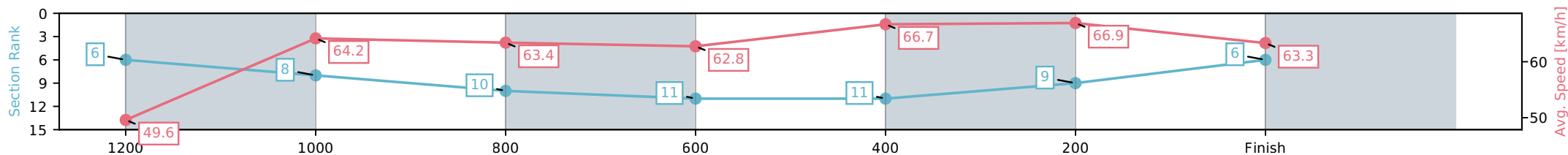
Rockhampton QLD --Professional-2026-05-05
 Race 6: BENTLEYS (QLD) PTY LTD 2026 THE FITZROY
 OPEN HANDICAP - ***Weights Raised 0.5*** - 1300m

05 May 2026 - 3:14PM

Track Rating: Good 4, Weather: Fine, Rail Position: +2m Entire Circuit



Section	L1300	L1200	L1000	L800	L600	L400	L200
Section Times	1:14.82 (0:07.26)	1:07.56 [8] (0:11.24)	0:56.32 [10] (0:11.47)	0:44.85 [11] (0:11.77)	0:33.08 [11] (0:10.83)	0:22.25 [9] (0:10.74)	0:11.51 [6] (0:11.51)
Average Speed [km/h]	49.6	64.2	63.4	62.8	66.7	66.9	63.3
Top Speed [km/h]	61.1	66.8	66.7	64.0	68.1	68.2	65.8
Avg. Dist. to Rail [m]	2.4	0.9	1.6	3.0	4.5	4.2	5.9
Avg. Stride Freq. [Hz]	2.2	2.2	2.2	2.2	2.2	2.3	2.2
Avg. Stride Length [m]	6.1	7.9	8.3	8.1	8.3	8.4	8.1



- [] Ranking at each section and finish
- :-:- No data available at this section
- NA No data available

Horse/Jockey Name	Living Free/Bella Youngberry
Finish Rank	8
Fastest Section Time (Section)	0:10.86 (400-200)
Top Speed [km/h] (Section)	67.8 (600-400)
Race State	Finished



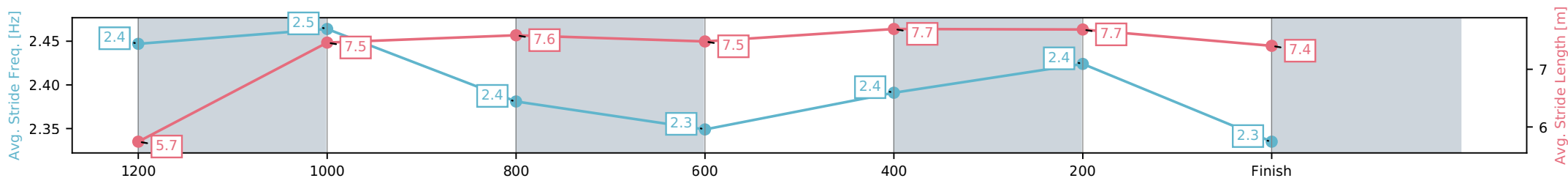
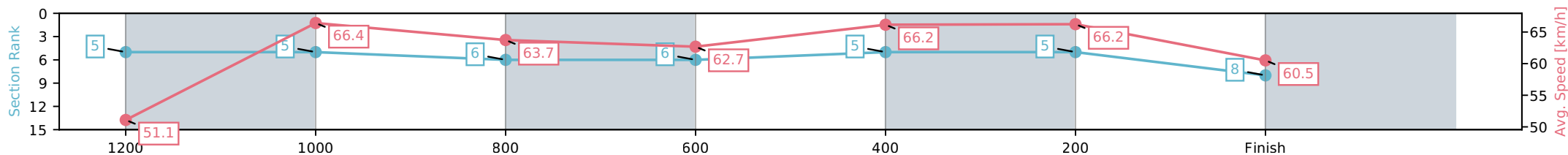
Rockhampton QLD --Professional-2026-05-05
 Race 6: BENTLEYS (QLD) PTY LTD 2026 THE FITZROY
 OPEN HANDICAP - ***Weights Raised 0.5*** - 1300m

05 May 2026 - 3:14PM

Track Rating: Good 4, Weather: Fine, Rail Position: +2m Entire Circuit



Section	L1300	L1200	L1000	L800	L600	L400	L200
Section Times	1:14.95 (0:07.25)	1:07.70 [5] (0:10.89)	0:56.81 [6] (0:11.39)	0:45.42 [6] (0:11.66)	0:33.77 [5] (0:10.90)	0:22.87 [5] (0:10.86)	0:12.00 [8] (0:12.00)
Average Speed [km/h]	51.1	66.4	63.7	62.7	66.2	66.2	60.5
Top Speed [km/h]	61.5	67.5	67.2	64.3	67.8	67.3	64.0
Avg. Dist. to Rail [m]	10.2	3.6	1.6	1.7	2.7	3.9	7.4
Avg. Stride Freq. [Hz]	2.4	2.5	2.4	2.3	2.4	2.4	2.3
Avg. Stride Length [m]	5.7	7.5	7.6	7.5	7.7	7.7	7.4



- [] Ranking at each section and finish
- :-:- No data available at this section
- NA No data available

Horse/Jockey Name	Obligated/Ashley Butler
Finish Rank	9
Fastest Section Time (Section)	0:10.71 (1200-1000)
Top Speed [km/h] (Section)	68.4 (1200-1000)
Race State	Finished



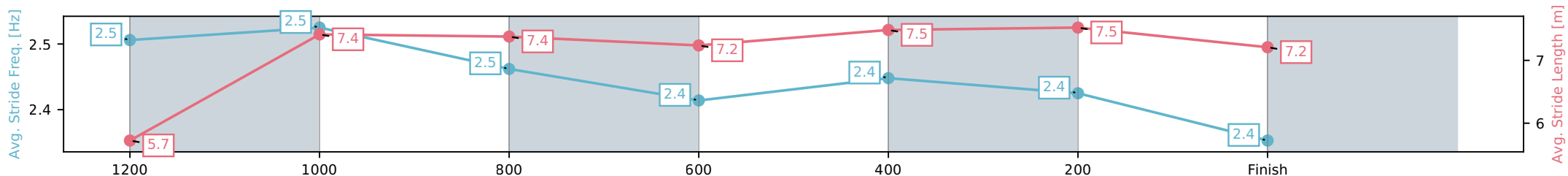
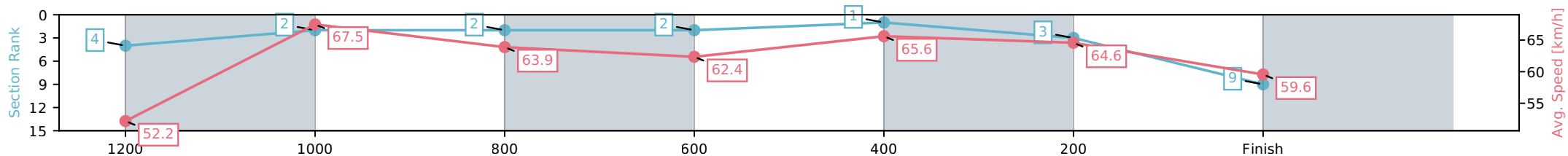
Rockhampton QLD --Professional-2026-05-05
 Race 6: BENTLEYS (QLD) PTY LTD 2026 THE FITZROY
 OPEN HANDICAP - ***Weights Raised 0.5*** - 1300m

05 May 2026 - 3:14PM

Track Rating: Good 4, Weather: Fine, Rail Position: +2m Entire Circuit



Section	L1300	L1200	L1000	L800	L600	L400	L200
Section Times	1:14.99 (0:07.13)	1:07.86 [2] (0:10.71)	0:57.15 [2] (0:11.25)	0:45.90 [2] (0:11.53)	0:34.37 [1] (0:10.99)	0:23.38 [3] (0:11.15)	0:12.23 [9] (0:12.23)
Average Speed [km/h]	52.2	67.5	63.9	62.4	65.6	64.6	59.6
Top Speed [km/h]	63.2	68.4	67.7	63.6	66.7	65.8	63.3
Avg. Dist. to Rail [m]	8.9	2.3	0.3	0.4	1.1	1.1	3.0
Avg. Stride Freq. [Hz]	2.5	2.5	2.5	2.4	2.4	2.4	2.4
Avg. Stride Length [m]	5.7	7.4	7.4	7.2	7.5	7.5	7.2



[] Ranking at each section and finish
 -:-:- No data available at this section
 NA No data available

Horse/Jockey Name	Liberty Steps/Dylan Turner
Finish Rank	10
Fastest Section Time (Section)	0:10.89 (400-200)
Top Speed [km/h] (Section)	68.5 (600-400)
Race State	Finished



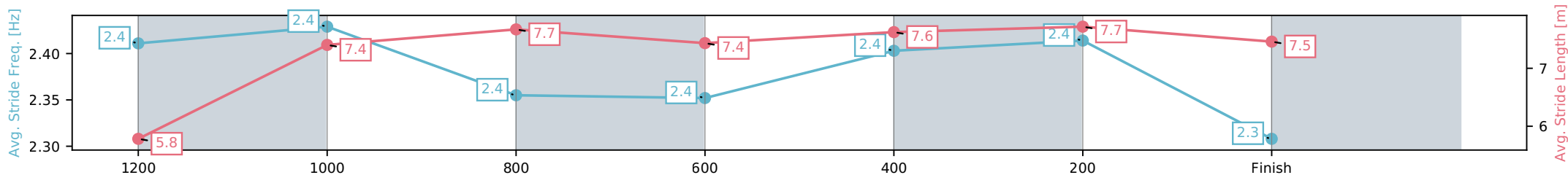
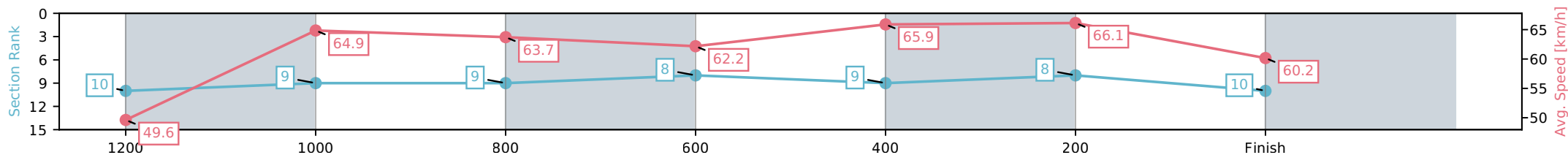
Rockhampton QLD --Professional-2026-05-05
 Race 6: BENTLEYS (QLD) PTY LTD 2026 THE FITZROY
 OPEN HANDICAP - ***Weights Raised 0.5*** - 1300m

05 May 2026 - 3:14PM

Track Rating: Good 4, Weather: Fine, Rail Position: +2m Entire Circuit



Section	L1300	L1200	L1000	L800	L600	L400	L200
Section Times	1:15.25 (0:07.50)	1:07.75 [9] (0:11.10)	0:56.65 [9] (0:11.26)	0:45.38 [8] (0:11.55)	0:33.83 [9] (0:10.93)	0:22.90 [8] (0:10.89)	0:12.01 [10] (0:12.01)
Average Speed [km/h]	49.6	64.9	63.7	62.2	65.9	66.1	60.2
Top Speed [km/h]	61.6	67.1	67.3	63.2	68.5	67.5	64.9
Avg. Dist. to Rail [m]	1.3	0.3	0.3	0.4	0.4	1.4	4.3
Avg. Stride Freq. [Hz]	2.4	2.4	2.4	2.4	2.4	2.4	2.3
Avg. Stride Length [m]	5.8	7.4	7.7	7.4	7.6	7.7	7.5



- [] Ranking at each section and finish
- :-:- No data available at this section
- NA No data available

Horse/Jockey Name	Odegaard/Nikki Olzard
Finish Rank	11
Fastest Section Time (Section)	0:10.77 (600-400)
Top Speed [km/h] (Section)	68.4 (400-200)
Race State	Finished



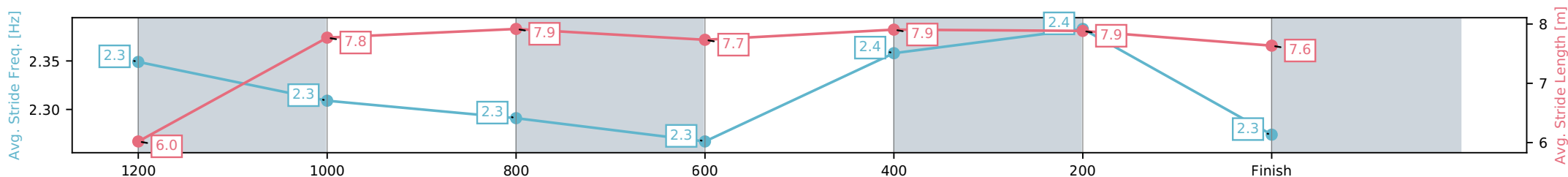
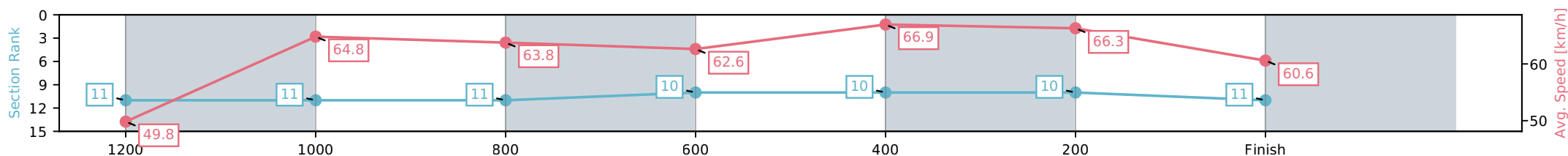
Rockhampton QLD --Professional-2026-05-05
 Race 6: BENTLEYS (QLD) PTY LTD 2026 THE FITZROY
 OPEN HANDICAP - ***Weights Raised 0.5*** - 1300m

05 May 2026 - 3:14PM

Track Rating: Good 4, Weather: Fine, Rail Position: +2m Entire Circuit



Section	L1300	L1200	L1000	L800	L600	L400	L200
Section Times	1:15.28 (0:07.55)	1:07.73 [11] (0:11.12)	0:56.61 [11] (0:11.36)	0:45.25 [10] (0:11.66)	0:33.60 [10] (0:10.77)	0:22.82 [10] (0:10.86)	0:11.96 [11] (0:11.96)
Average Speed [km/h]	49.8	64.8	63.8	62.6	66.9	66.3	60.6
Top Speed [km/h]	59.7	66.8	66.8	63.5	67.9	68.4	63.8
Avg. Dist. to Rail [m]	4.9	0.9	1.0	1.6	3.7	6.1	7.8
Avg. Stride Freq. [Hz]	2.3	2.3	2.3	2.3	2.4	2.4	2.3
Avg. Stride Length [m]	6.0	7.8	7.9	7.7	7.9	7.9	7.6



- [] Ranking at each section and finish
- :-:- No data available at this section
- NA No data available

Horse/Jockey Name	Real Key/Warwick Satherley
Finish Rank	12
Fastest Section Time (Section)	0:10.87 (400-200)
Top Speed [km/h] (Section)	67.6 (1200-1000)
Race State	Finished



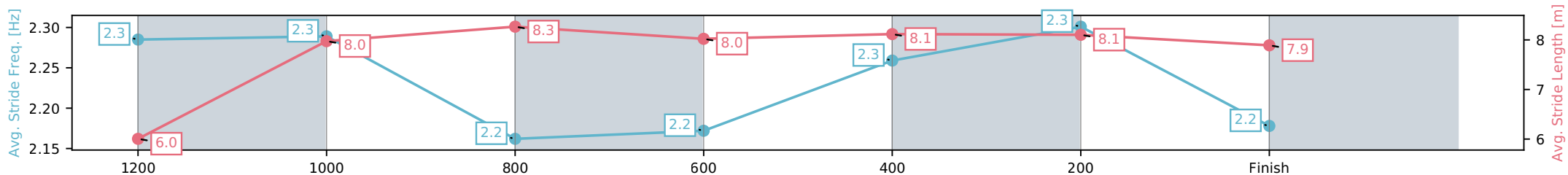
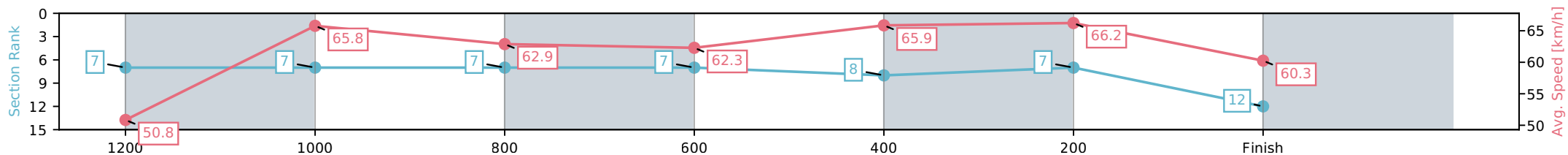
Rockhampton QLD --Professional-2026-05-05
 Race 6: BENTLEYS (QLD) PTY LTD 2026 THE FITZROY
 OPEN HANDICAP - ***Weights Raised 0.5*** - 1300m

05 May 2026 - 3:14PM

Track Rating: Good 4, Weather: Fine, Rail Position: +2m Entire Circuit



Section	L1300	L1200	L1000	L800	L600	L400	L200
Section Times	1:15.32 (0:07.27)	1:08.05 [7] (0:10.97)	0:57.08 [7] (0:11.48)	0:45.60 [7] (0:11.67)	0:33.92 [8] (0:10.95)	0:22.98 [7] (0:10.87)	0:12.11 [12] (0:12.11)
Average Speed [km/h]	50.8	65.8	62.9	62.3	65.9	66.2	60.3
Top Speed [km/h]	61.1	67.6	66.3	62.9	66.9	67.0	65.0
Avg. Dist. to Rail [m]	6.4	1.7	0.6	1.3	1.4	1.0	2.5
Avg. Stride Freq. [Hz]	2.3	2.3	2.2	2.2	2.3	2.3	2.2
Avg. Stride Length [m]	6.0	8.0	8.3	8.0	8.1	8.1	7.9



- [] Ranking at each section and finish
- :-:- No data available at this section
- NA No data available

Horse/Jockey Name	Kathy's Beau/Tahlia Fenlon
Finish Rank	13
Fastest Section Time (Section)	0:10.91 (600-400)
Top Speed [km/h] (Section)	67.9 (600-400)
Race State	Finished



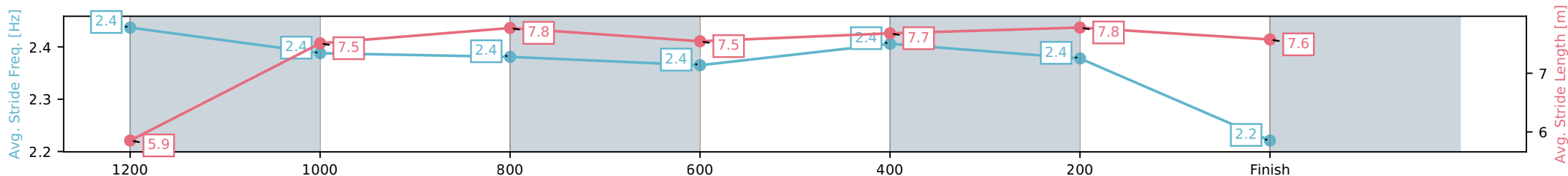
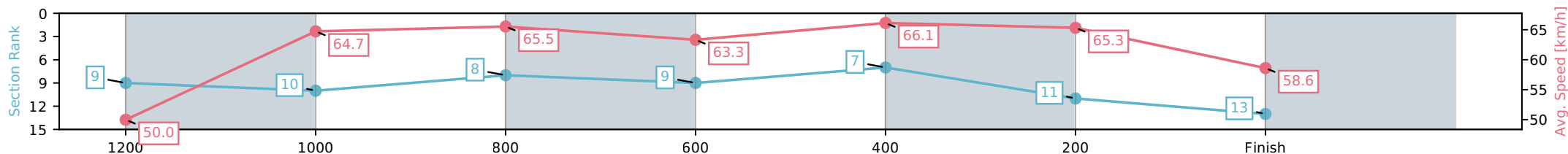
Rockhampton QLD --Professional-2026-05-05
 Race 6: BENTLEYS (QLD) PTY LTD 2026 THE FITZROY
 OPEN HANDICAP - ***Weights Raised 0.5*** - 1300m

05 May 2026 - 3:14PM

Track Rating: Good 4, Weather: Fine, Rail Position: +2m Entire Circuit



Section	L1300	L1200	L1000	L800	L600	L400	L200
Section Times	1:15.73 (0:07.46)	1:08.27 [10] (0:11.17)	0:57.10 [8] (0:11.17)	0:45.93 [9] (0:11.63)	0:34.30 [7] (0:10.91)	0:23.39 [11] (0:11.01)	0:12.38 [13] (0:12.38)
Average Speed [km/h]	50.0	64.7	65.5	63.3	66.1	65.3	58.6
Top Speed [km/h]	59.7	66.0	66.3	65.1	67.9	66.6	63.3
Avg. Dist. to Rail [m]	11.2	3.9	2.8	2.7	3.6	4.3	6.1
Avg. Stride Freq. [Hz]	2.4	2.4	2.4	2.4	2.4	2.4	2.2
Avg. Stride Length [m]	5.9	7.5	7.8	7.5	7.7	7.8	7.6



- [] Ranking at each section and finish
- :-:- No data available at this section
- NA No data available



Rockhampton QLD
Race 7: SHERRIN RENTALS 2026 THE ARCHER - 1300m
 05 May 2026 - 3:51PM



Track Rating: Good 4, Weather: Fine, Rail Position: +2m Entire Circuit

Field Times (Race Tempo) 1:13.69 1:06.45 0:55.72 0:44.78 0:33.77 0:22.92 0:11.71
 (0:07.24) (0:10.73) (0:10.94) (0:11.01) (0:10.85) (0:11.20) (0:11.71)

Rank	TAB#	Horse	Overall Time	First 400m	Top Speed km/h (Section)	L1300	L1200	L1000	L800	L600	L400	L200	
	(BAR#)	Jockey	Margin (DT-W)	Last 600m	Fastest Section (Time)	Start - 1200	1200 - 1000	1000 - 800	800 - 600	600 - 400	400 - 200	200 - Finish	
1	6	Yellow Brick	1:13.69	0:23.89	68.2 (400-200)	1:13.69	1:06.19 [6]	0:55.32 [5]	0:44.19 [6]	0:33.07 [4]	0:22.28 [3]	0:11.50 [2]	
	(6)	Tommy Berry		0:33.07	400-200 (0:10.77)	(0:07.50)	(0:10.87)	(0:11.13)	(0:11.12)	(0:10.80)	(0:10.77)	(0:11.50)	
2	8	Anemacore	1:13.88	0:24.62	68.6 (600-400)	1:13.88	1:05.98 [9]	0:54.78 [11]	0:43.64 [11]	0:32.48 [11]	0:21.73 [11]	0:11.04 [11]	
	(7)	Michael Rodd	1.1L (+1)	0:32.49	400-200 (0:10.69)	(0:07.90)	(0:11.20)	(0:11.14)	(0:11.15)	(0:10.76)	(0:10.69)	(0:11.04)	
3	9	Boomtown Boss	1:13.92	0:24.20	69.3 (400-200)	1:13.92	1:06.20 [8]	0:55.16 [8]	0:44.08 [8]	0:32.91 [8]	0:22.22 [8]	0:11.55 [4]	
	(4)	Angela Jones	1.3L (+1)	0:32.90	400-200 (0:10.66)	(0:07.72)	(0:11.04)	(0:11.08)	(0:11.17)	(0:10.69)	(0:10.66)	(0:11.55)	
4	5	Tavs	1:13.93	0:24.32	69.0 (400-200)	1:13.93	1:06.01 [10]	0:55.05 [9]	0:43.93 [9]	0:32.71 [10]	0:22.06 [9]	0:11.38 [7]	
	(8)	Ashley Butler	1.4L (+1)	0:32.71	600-400 (0:10.65)	(0:07.92)	(0:10.96)	(0:11.12)	(0:11.22)	(0:10.65)	(0:10.68)	(0:11.38)	
5	7	The Inflictor	1:13.95	0:23.87	67.6 (600-400)	1:13.95	1:06.49 [5]	0:55.54 [6]	0:44.48 [5]	0:33.21 [6]	0:22.38 [6]	0:11.60 [3]	
	(1)	Nash Rawiller	1.5L (+0)	0:33.22	400-200 (0:10.78)	(0:07.46)	(0:10.95)	(0:11.06)	(0:11.27)	(0:10.84)	(0:10.78)	(0:11.60)	
6	12	Cherry Rose	1:14.03	0:23.45	68.2 (1200-1000)	1:14.03	1:06.79 [1]	0:56.00 [2]	0:45.12 [1]	0:34.11 [1]	0:23.26 [1]	0:12.05 [1]	
	(10)	Dylan Turner	2.0L (+6)	0:34.10	1200-1000 (0:10.79)	(0:07.24)	(0:10.79)	(0:10.88)	(0:11.01)	(0:10.85)	(0:11.20)	(0:12.05)	
7	4	Rockribbed	1:14.19	0:24.10	68.8 (600-400)	1:14.19	1:06.56 [7]	0:55.52 [7]	0:44.44 [7]	0:33.27 [7]	0:22.55 [7]	0:11.73 [6]	
	(9)	Ryan Maloney	3.0L (-1)	0:33.26	600-400 (0:10.71)	(0:07.63)	(0:11.03)	(0:11.08)	(0:11.18)	(0:10.71)	(0:10.82)	(0:11.73)	
8	11	Battlefield	1:14.39	0:24.49	68.4 (600-400)	1:14.39	1:06.41 [11]	0:55.38 [10]	0:44.25 [10]	0:33.24 [9]	0:22.50 [10]	0:11.65 [10]	
	(5)	Luke Dempsey	4.1L (+3)	0:33.25	600-400 (0:10.75)	(0:07.98)	(0:11.03)	(0:11.13)	(0:11.00)	(0:10.75)	(0:10.85)	(0:11.65)	
9	3	Givemethebeatboys	1:14.40	0:23.66	67.7 (1200-1000)	1:14.40	1:07.05 [2]	0:56.26 [4]	0:45.18 [3]	0:33.81 [3]	0:22.85 [5]	0:11.84 [8]	
	(2)	Keagan Latham	4.2L (-1)	0:33.81	1200-1000 (0:10.79)	(0:07.35)	(0:10.79)	(0:11.08)	(0:11.37)	(0:10.96)	(0:11.01)	(0:11.84)	
10	2	Rothfire	1:14.58	0:23.39	69.3 (1200-1000)	1:14.58	1:07.16 [4]	0:56.61 [1]	0:45.61 [2]	0:34.27 [2]	0:23.25 [2]	0:12.13 [5]	
	(11)	Daniel Moor	5.2L (+0)	0:34.27	1200-1000 (0:10.55)	(0:07.42)	(0:10.55)	(0:10.99)	(0:11.34)	(0:11.03)	(0:11.11)	(0:12.13)	

Scratched: Street Chase (#10), Living Free (#13), Hidden Melody (#14), Our Magnus (#15), Harbourmaster (#16), Demon Award (#17)

Report Created: Tue 05 May 2026

(Note: Races are conducted over an approximate distance as close as possible to the advertised distance, and recorded data may vary accordingly. Official times refer to race times only and do not include handicap times.)

[] Position in running at each section and finish TAB# Saddle cloth number
 -:-:- No data available at this section BAR# Barrier/Gate Position
 NA No data available DNF Did not finish
 DNT Did not track DT-W Distance travelled compared to winner in metres

Fastest split
 Fastest section





Rockhampton QLD
 Race 7: SHERRIN RENTALS 2026 THE ARCHER - 1300m
 05 May 2026 - 3:51PM

Track Rating: Good 4, Weather: Fine, Rail Position: +2m Entire Circuit



Field Times
 (Race Tempo) 1:13.69 1:06.45 0:55.72 0:44.78 0:33.77 0:22.92 0:11.71
 (0:07.24) (0:10.73) (0:10.94) (0:11.01) (0:10.85) (0:11.20) (0:11.71)

Rank	TAB#	Horse	Overall Time	First 400m	Top Speed km/h (Section)	L1300	L1200	L1000	L800	L600	L400	L200	
	(BAR#)	Jockey	Margin (DT-W)	Last 600m	Fastest Section (Time)	Start - 1200	1200 - 1000	1000 - 800	800 - 600	600 - 400	400 - 200	200 - Finish	
11	1	Here to Shock	1:14.65	0:23.61	68.5 (1200-1000)	1:14.65	1:07.26 [3]	0:56.57 [3]	0:45.42 [4]	0:34.02 [5]	0:23.16 [4]	0:11.99 [9]	
	(3)	Daniel Stackhouse	5.7L (-1)	0:34.01	1200-1000 (0:10.69)	(0:07.39)	(0:10.69)	(0:11.15)	(0:11.40)	(0:10.85)	(0:11.17)	(0:11.99)	

Scratched: Street Chase (#10), Living Free (#13), Hidden Melody (#14), Our Magnus (#15), Harbourmaster (#16), Demon Award (#17)

Report Created: Tue 05 May 2026

(Note: Races are conducted over an approximate distance as close as possible to the advertised distance, and recorded data may vary accordingly. Official times refer to race times only and do not include handicap times.)

[] Position in running at each section and finish TAB# Saddle cloth number

-:--:-- No data available at this section

NA No data available

DNT Did not track

BAR# Barrier/Gate Position

DNF Did not finish

DT-W Distance travelled compared to winner in metres

Fastest split

Fastest section

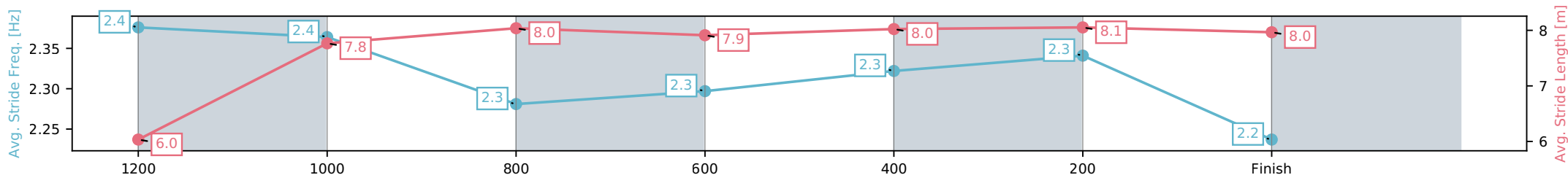
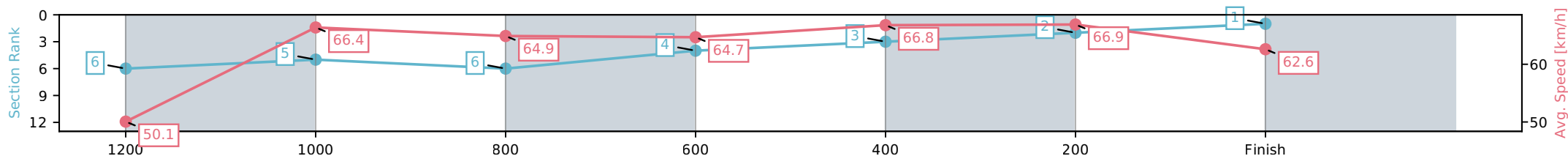
Horse/Jockey Name	Yellow Brick/Tommy Berry
Finish Rank	1
Fastest Section Time (Section)	0:10.77 (400-200)
Top Speed [km/h] (Section)	68.2 (400-200)
Race State	Finished



Rockhampton QLD --Professional-2026-05-05
 Race 7: SHERRIN RENTALS 2026 THE ARCHER - 1300m
 05 May 2026 - 3:51PM
 Track Rating: Good 4, Weather: Fine, Rail Position: +2m Entire Circuit



Section	L1300	L1200	L1000	L800	L600	L400	L200
Section Times	1:13.69 (0:07.50)	1:06.19 [5] (0:10.87)	0:55.32 [6] (0:11.13)	0:44.19 [4] (0:11.12)	0:33.07 [3] (0:10.80)	0:22.28 [2] (0:10.77)	0:11.50 [1] (0:11.50)
Average Speed [km/h]	50.1	66.4	64.9	64.7	66.8	66.9	62.6
Top Speed [km/h]	61.4	67.6	67.1	65.2	67.6	68.2	64.8
Avg. Dist. to Rail [m]	6.2	1.6	0.9	0.8	3.7	4.9	4.1
Avg. Stride Freq. [Hz]	2.4	2.4	2.3	2.3	2.3	2.3	2.2
Avg. Stride Length [m]	6.0	7.8	8.0	7.9	8.0	8.1	8.0



- [] Ranking at each section and finish
- :-:- No data available at this section
- NA No data available

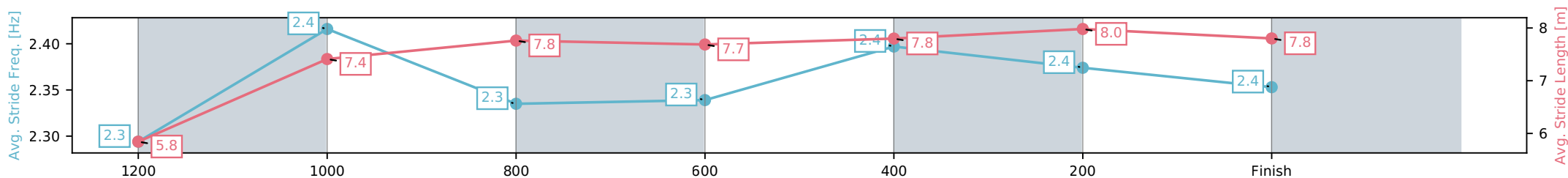
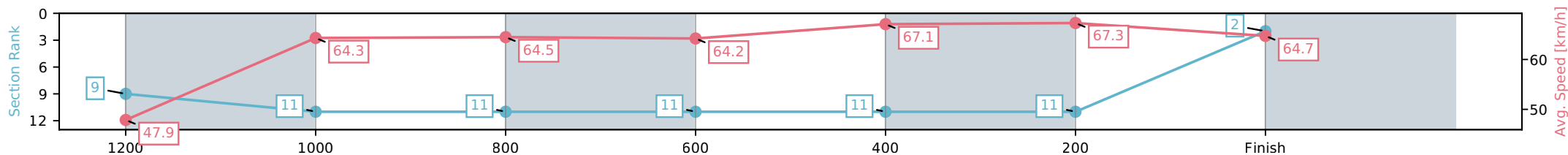
Horse/Jockey Name	Anemacore/Michael Rodd
Finish Rank	2
Fastest Section Time (Section)	0:10.69 (400-200)
Top Speed [km/h] (Section)	68.6 (600-400)
Race State	Finished



Rockhampton QLD --Professional-2026-05-05
 Race 7: SHERRIN RENTALS 2026 THE ARCHER - 1300m
 05 May 2026 - 3:51PM
 Track Rating: Good 4, Weather: Fine, Rail Position: +2m Entire Circuit



Section	L1300	L1200	L1000	L800	L600	L400	L200
Section Times	1:13.88 (0:07.90)	1:05.98 [11] (0:11.20)	0:54.78 [11] (0:11.14)	0:43.64 [11] (0:11.15)	0:32.48 [11] (0:10.76)	0:21.73 [11] (0:10.69)	0:11.04 [2] (0:11.04)
Average Speed [km/h]	47.9	64.3	64.5	64.2	67.1	67.3	64.7
Top Speed [km/h]	61.5	65.4	65.7	65.0	68.6	68.2	66.8
Avg. Dist. to Rail [m]	6.2	0.7	0.6	1.0	2.4	6.0	6.5
Avg. Stride Freq. [Hz]	2.3	2.4	2.3	2.3	2.4	2.4	2.4
Avg. Stride Length [m]	5.8	7.4	7.8	7.7	7.8	8.0	7.8



[] Ranking at each section and finish
 -:-:- No data available at this section
 NA No data available

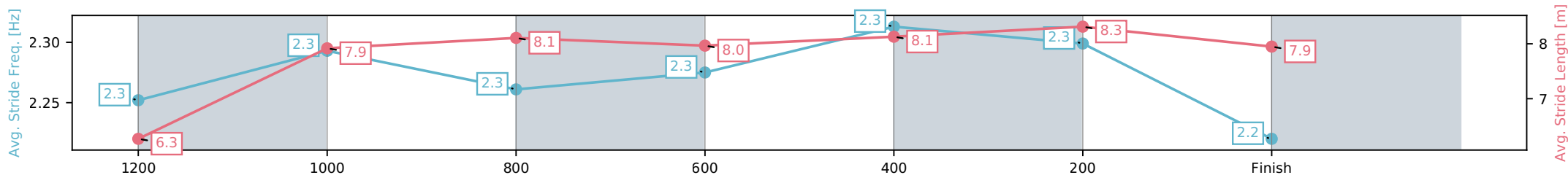
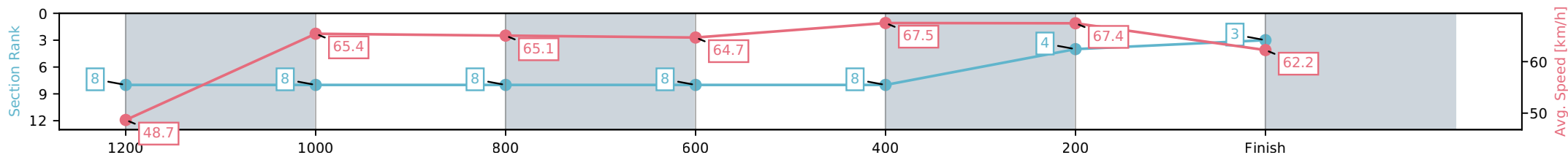
Horse/Jockey Name	Boomtown Boss/Angela Jones
Finish Rank	3
Fastest Section Time (Section)	0:10.66 (400-200)
Top Speed [km/h] (Section)	69.3 (400-200)
Race State	Finished



Rockhampton QLD --Professional-2026-05-05
 Race 7: SHERRIN RENTALS 2026 THE ARCHER - 1300m
 05 May 2026 - 3:51PM
 Track Rating: Good 4, Weather: Fine, Rail Position: +2m Entire Circuit



Section	L1300	L1200	L1000	L800	L600	L400	L200
Section Times	1:13.92 (0:07.72)	1:06.20 [8] (0:11.04)	0:55.16 [8] (0:11.08)	0:44.08 [8] (0:11.17)	0:32.91 [8] (0:10.69)	0:22.22 [4] (0:10.66)	0:11.55 [3] (0:11.55)
Average Speed [km/h]	48.7	65.4	65.1	64.7	67.5	67.4	62.2
Top Speed [km/h]	62.6	67.3	67.4	65.6	69.0	69.3	65.2
Avg. Dist. to Rail [m]	5.1	1.8	0.6	1.1	3.7	4.6	4.3
Avg. Stride Freq. [Hz]	2.3	2.3	2.3	2.3	2.3	2.3	2.2
Avg. Stride Length [m]	6.3	7.9	8.1	8.0	8.1	8.3	7.9



[] Ranking at each section and finish
 -:-:- No data available at this section
 NA No data available

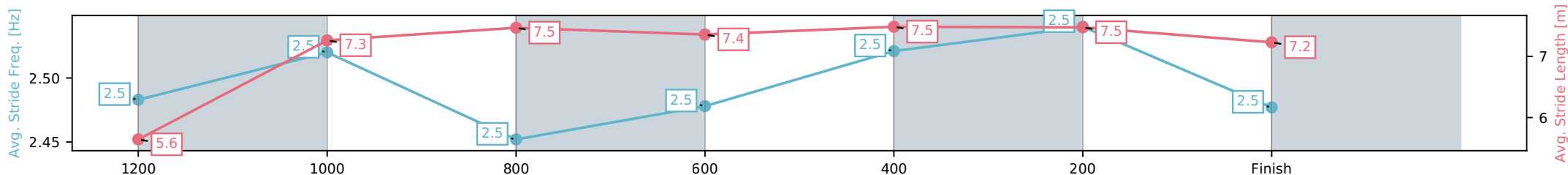
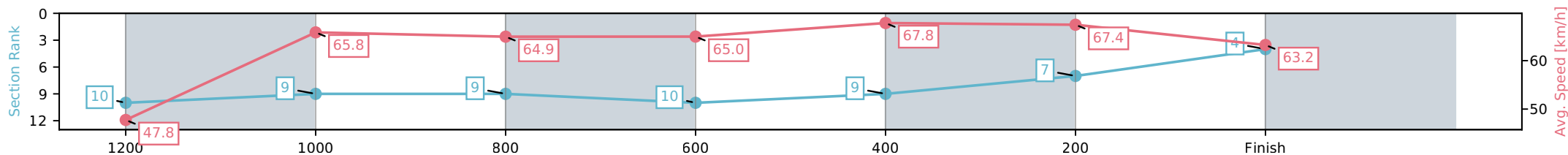
Horse/Jockey Name	Tavs/Ashley Butler
Finish Rank	4
Fastest Section Time (Section)	0:10.65 (600-400)
Top Speed [km/h] (Section)	69.0 (400-200)
Race State	Finished



Rockhampton QLD --Professional-2026-05-05
 Race 7: SHERRIN RENTALS 2026 THE ARCHER - 1300m
 05 May 2026 - 3:51PM
 Track Rating: Good 4, Weather: Fine, Rail Position: +2m Entire Circuit



Section	L1300	L1200	L1000	L800	L600	L400	L200
Section Times	1:13.93 (0:07.92)	1:06.01 [9] (0:10.96)	0:55.05 [9] (0:11.12)	0:43.93 [10] (0:11.22)	0:32.71 [9] (0:10.65)	0:22.06 [7] (0:10.68)	0:11.38 [4] (0:11.38)
Average Speed [km/h]	47.8	65.8	64.9	65.0	67.8	67.4	63.2
Top Speed [km/h]	62.1	66.6	66.9	65.6	68.5	69.0	65.8
Avg. Dist. to Rail [m]	7.0	1.2	0.6	2.0	5.7	6.2	5.2
Avg. Stride Freq. [Hz]	2.5	2.5	2.5	2.5	2.5	2.5	2.5
Avg. Stride Length [m]	5.6	7.3	7.5	7.4	7.5	7.5	7.2



- [] Ranking at each section and finish
- :-:- No data available at this section
- NA No data available

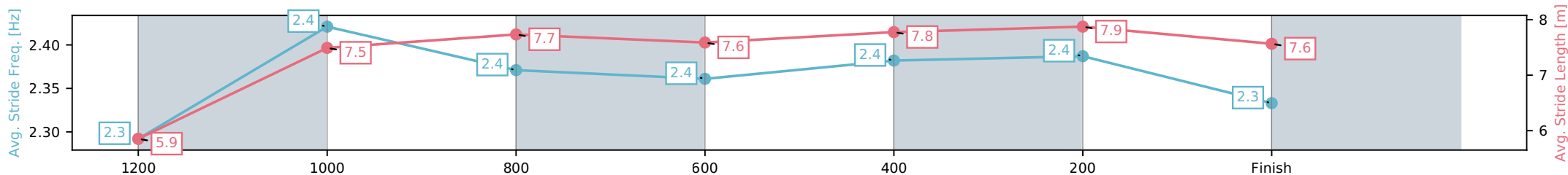
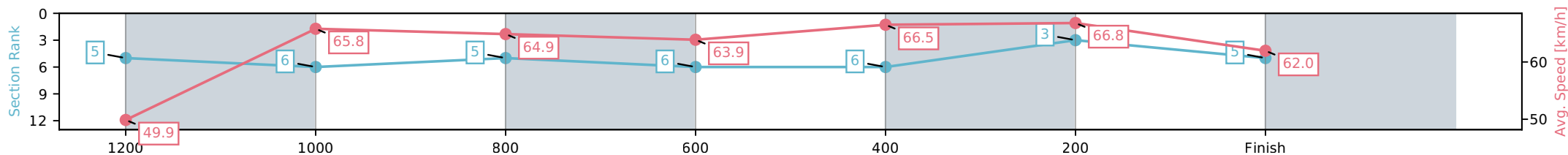
Horse/Jockey Name	The Infictor/Nash Rawiller
Finish Rank	5
Fastest Section Time (Section)	0:10.78 (400-200)
Top Speed [km/h] (Section)	67.6 (600-400)
Race State	Finished



Rockhampton QLD --Professional-2026-05-05
 Race 7: SHERRIN RENTALS 2026 THE ARCHER - 1300m
 05 May 2026 - 3:51PM
 Track Rating: Good 4, Weather: Fine, Rail Position: +2m Entire Circuit



Section	L1300	L1200	L1000	L800	L600	L400	L200
Section Times	1:13.95 (0:07.46)	1:06.49 [6] (0:10.95)	0:55.54 [5] (0:11.06)	0:44.48 [6] (0:11.27)	0:33.21 [6] (0:10.84)	0:22.38 [3] (0:10.78)	0:11.60 [5] (0:11.60)
Average Speed [km/h]	49.9	65.8	64.9	63.9	66.5	66.8	62.0
Top Speed [km/h]	60.1	67.5	67.5	64.9	67.6	67.5	65.3
Avg. Dist. to Rail [m]	2.0	0.5	0.6	0.5	1.4	0.8	1.1
Avg. Stride Freq. [Hz]	2.3	2.4	2.4	2.4	2.4	2.4	2.3
Avg. Stride Length [m]	5.9	7.5	7.7	7.6	7.8	7.9	7.6



[] Ranking at each section and finish
 -:-:- No data available at this section
 NA No data available

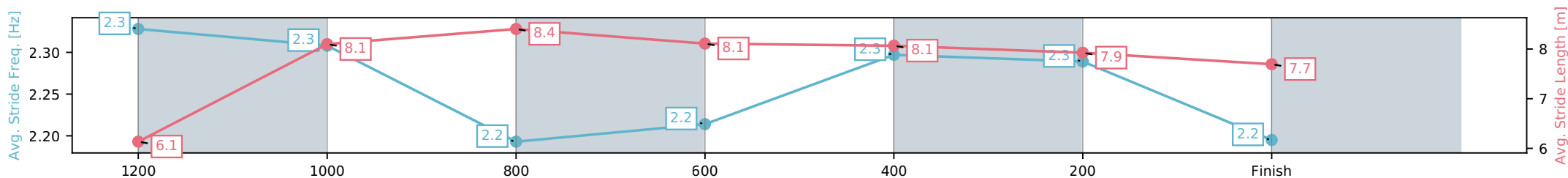
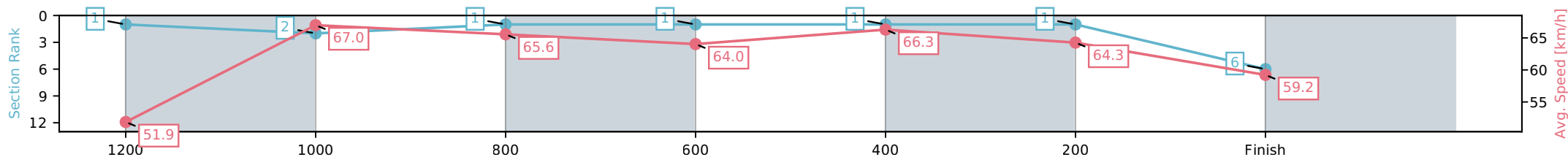
Horse/Jockey Name	Cherry Rose/Dylan Turner
Finish Rank	6
Fastest Section Time (Section)	0:10.79 (1200-1000)
Top Speed [km/h] (Section)	68.2 (1200-1000)
Race State	Finished



Rockhampton QLD --Professional-2026-05-05
 Race 7: SHERRIN RENTALS 2026 THE ARCHER - 1300m
 05 May 2026 - 3:51PM
 Track Rating: Good 4, Weather: Fine, Rail Position: +2m Entire Circuit



Section	L1300	L1200	L1000	L800	L600	L400	L200
Section Times	1:14.03 (0:07.24)	1:06.79 [2] (0:10.79)	0:56.00 [1] (0:10.88)	0:45.12 [1] (0:11.01)	0:34.11 [1] (0:10.85)	0:23.26 [1] (0:11.20)	0:12.05 [6] (0:12.05)
Average Speed [km/h]	51.9	67.0	65.6	64.0	66.3	64.3	59.2
Top Speed [km/h]	64.9	68.2	67.5	65.2	67.1	66.3	62.6
Avg. Dist. to Rail [m]	8.5	2.2	1.1	2.4	0.4	1.5	3.1
Avg. Stride Freq. [Hz]	2.3	2.3	2.2	2.2	2.3	2.3	2.2
Avg. Stride Length [m]	6.1	8.1	8.4	8.1	8.1	7.9	7.7



[] Ranking at each section and finish
 -:-:- No data available at this section
 NA No data available

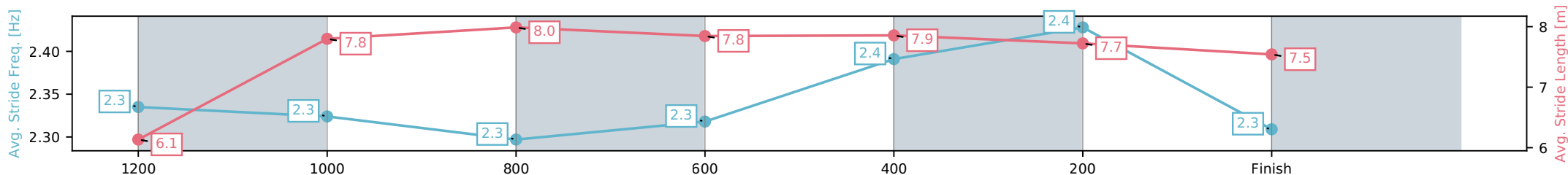
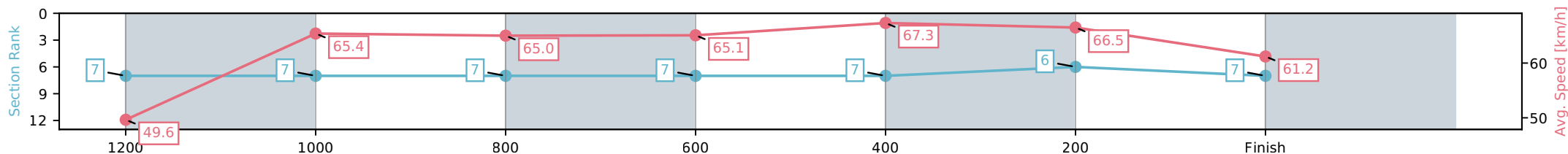
Horse/Jockey Name	Rockribbed/Ryan Maloney
Finish Rank	7
Fastest Section Time (Section)	0:10.71 (600-400)
Top Speed [km/h] (Section)	68.8 (600-400)
Race State	Finished



Rockhampton QLD --Professional-2026-05-05
 Race 7: SHERRIN RENTALS 2026 THE ARCHER - 1300m
 05 May 2026 - 3:51PM
 Track Rating: Good 4, Weather: Fine, Rail Position: +2m Entire Circuit



Section	L1300	L1200	L1000	L800	L600	L400	L200
Section Times	1:14.19 (0:07.63)	1:06.56 [7] (0:11.03)	0:55.52 [7] (0:11.08)	0:44.44 [7] (0:11.18)	0:33.27 [7] (0:10.71)	0:22.55 [6] (0:10.82)	0:11.73 [7] (0:11.73)
Average Speed [km/h]	49.6	65.4	65.0	65.1	67.3	66.5	61.2
Top Speed [km/h]	62.0	67.7	67.7	65.6	68.8	67.9	64.1
Avg. Dist. to Rail [m]	7.2	1.3	0.4	1.3	4.8	6.2	4.8
Avg. Stride Freq. [Hz]	2.3	2.3	2.3	2.3	2.4	2.4	2.3
Avg. Stride Length [m]	6.1	7.8	8.0	7.8	7.9	7.7	7.5



- [] Ranking at each section and finish
- :-:- No data available at this section
- NA No data available

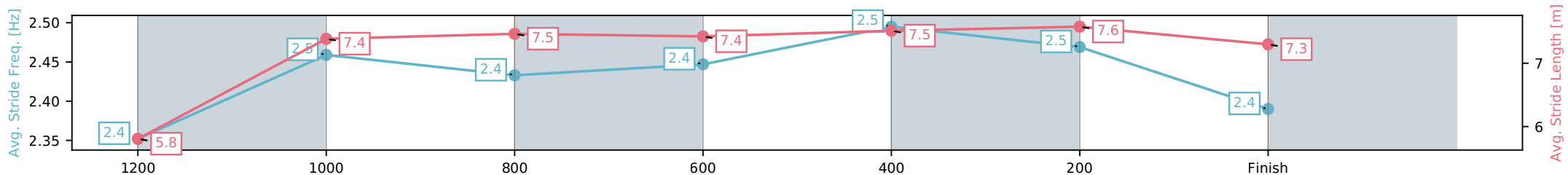
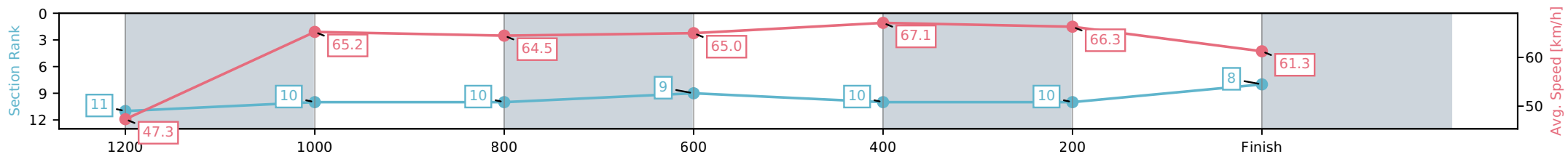
Horse/Jockey Name	Battlefield/Luke Dempsey
Finish Rank	8
Fastest Section Time (Section)	0:10.75 (600-400)
Top Speed [km/h] (Section)	68.4 (600-400)
Race State	Finished



Rockhampton QLD --Professional-2026-05-05
 Race 7: SHERRIN RENTALS 2026 THE ARCHER - 1300m
 05 May 2026 - 3:51PM
 Track Rating: Good 4, Weather: Fine, Rail Position: +2m Entire Circuit



Section	L1300	L1200	L1000	L800	L600	L400	L200
Section Times	1:14.39 (0:07.98)	1:06.41 [10] (0:11.03)	0:55.38 [10] (0:11.13)	0:44.25 [9] (0:11.00)	0:33.24 [10] (0:10.75)	0:22.50 [10] (0:10.85)	0:11.65 [8] (0:11.65)
Average Speed [km/h]	47.3	65.2	64.5	65.0	67.1	66.3	61.3
Top Speed [km/h]	62.0	66.2	67.1	65.8	68.4	68.0	63.3
Avg. Dist. to Rail [m]	5.1	0.6	0.5	1.0	2.0	3.5	5.1
Avg. Stride Freq. [Hz]	2.4	2.5	2.4	2.4	2.5	2.5	2.4
Avg. Stride Length [m]	5.8	7.4	7.5	7.4	7.5	7.6	7.3



- [] Ranking at each section and finish
- :-:- No data available at this section
- NA No data available

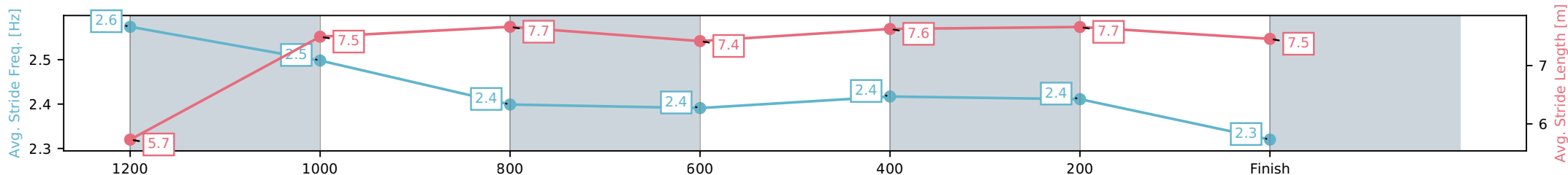
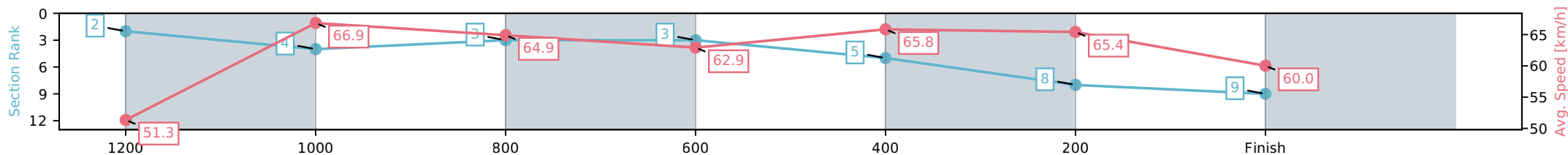
Horse/Jockey Name	Givemethebeatboys/Keagan Latham
Finish Rank	9
Fastest Section Time (Section)	0:10.79 (1200-1000)
Top Speed [km/h] (Section)	67.7 (1200-1000)
Race State	Finished



Rockhampton QLD --Professional-2026-05-05
 Race 7: SHERRIN RENTALS 2026 THE ARCHER - 1300m
 05 May 2026 - 3:51PM
 Track Rating: Good 4, Weather: Fine, Rail Position: +2m Entire Circuit



Section	L1300	L1200	L1000	L800	L600	L400	L200
Section Times	1:14.40 (0:07.35)	1:07.05 [4] (0:10.79)	0:56.26 [3] (0:11.08)	0:45.18 [3] (0:11.37)	0:33.81 [5] (0:10.96)	0:22.85 [8] (0:11.01)	0:11.84 [9] (0:11.84)
Average Speed [km/h]	51.3	66.9	64.9	62.9	65.8	65.4	60.0
Top Speed [km/h]	64.5	67.7	66.6	64.2	67.1	66.7	65.7
Avg. Dist. to Rail [m]	2.9	0.8	0.8	1.0	2.1	2.5	1.2
Avg. Stride Freq. [Hz]	2.6	2.5	2.4	2.4	2.4	2.4	2.3
Avg. Stride Length [m]	5.7	7.5	7.7	7.4	7.6	7.7	7.5



[] Ranking at each section and finish
 -:-:- No data available at this section
 NA No data available

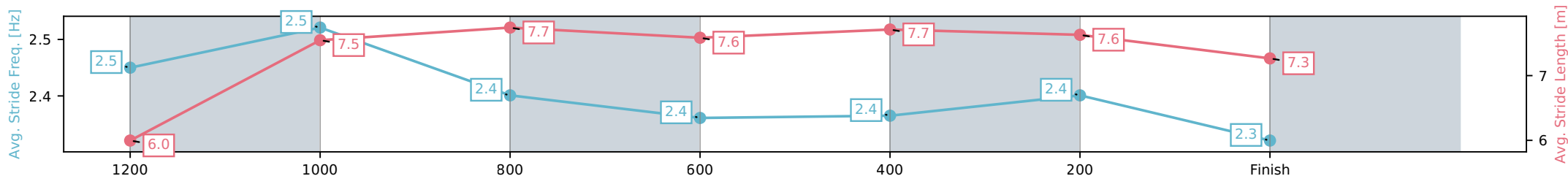
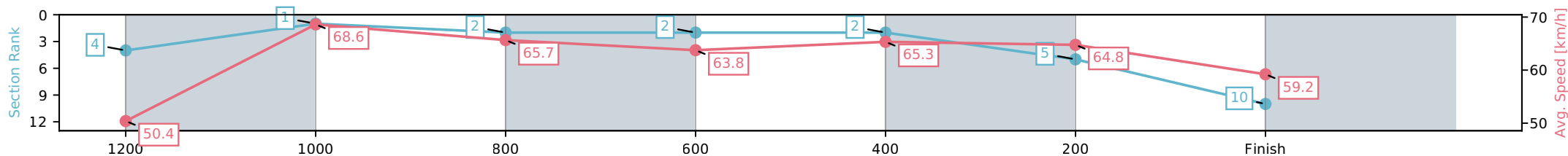
Horse/Jockey Name	Rothfire/Daniel Moor
Finish Rank	10
Fastest Section Time (Section)	0:10.55 (1200-1000)
Top Speed [km/h] (Section)	69.3 (1200-1000)
Race State	Finished



Rockhampton QLD --Professional-2026-05-05
 Race 7: SHERRIN RENTALS 2026 THE ARCHER - 1300m
 05 May 2026 - 3:51PM
 Track Rating: Good 4, Weather: Fine, Rail Position: +2m Entire Circuit



Section	L1300	L1200	L1000	L800	L600	L400	L200
Section Times	1:14.58 (0:07.42)	1:07.16 [1] (0:10.55)	0:56.61 [2] (0:10.99)	0:45.61 [2] (0:11.34)	0:34.27 [2] (0:11.03)	0:23.25 [5] (0:11.11)	0:12.13 [10] (0:12.13)
Average Speed [km/h]	50.4	68.6	65.7	63.8	65.3	64.8	59.2
Top Speed [km/h]	63.8	69.3	67.8	64.6	66.6	66.5	61.8
Avg. Dist. to Rail [m]	11.4	3.9	1.1	0.6	2.2	2.4	3.1
Avg. Stride Freq. [Hz]	2.5	2.5	2.4	2.4	2.4	2.4	2.3
Avg. Stride Length [m]	6.0	7.5	7.7	7.6	7.7	7.6	7.3



[] Ranking at each section and finish
 -:-:- No data available at this section
 NA No data available

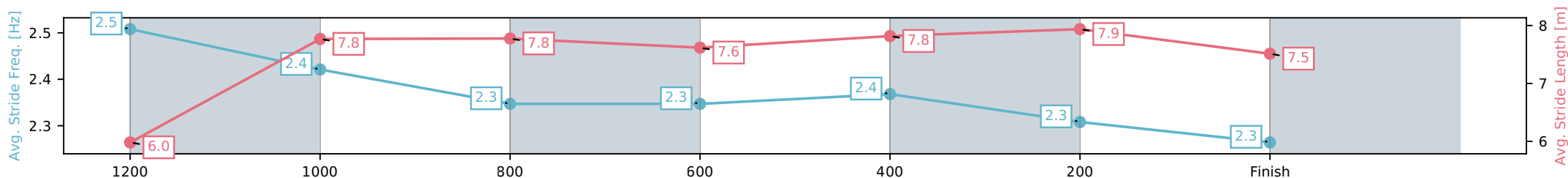
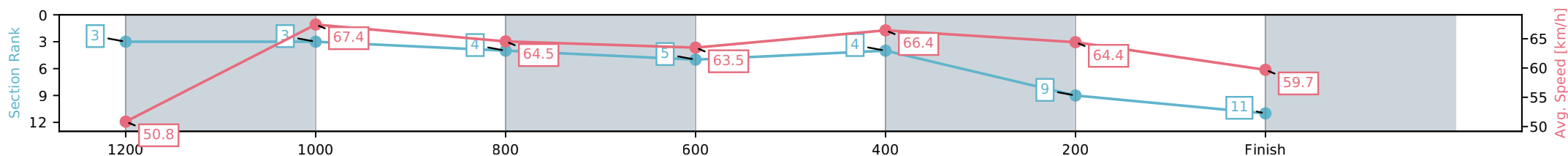
Horse/Jockey Name	Here to Shock/Daniel Stackhouse
Finish Rank	11
Fastest Section Time (Section)	0:10.69 (1200-1000)
Top Speed [km/h] (Section)	68.5 (1200-1000)
Race State	Finished



Rockhampton QLD --Professional-2026-05-05
 Race 7: SHERRIN RENTALS 2026 THE ARCHER - 1300m
 05 May 2026 - 3:51PM
 Track Rating: Good 4, Weather: Fine, Rail Position: +2m Entire Circuit



Section	L1300	L1200	L1000	L800	L600	L400	L200
Section Times	1:14.65 (0:07.39)	1:07.26 [3] (0:10.69)	0:56.57 [4] (0:11.15)	0:45.42 [5] (0:11.40)	0:34.02 [4] (0:10.85)	0:23.16 [9] (0:11.17)	0:11.99 [11] (0:11.99)
Average Speed [km/h]	50.8	67.4	64.5	63.5	66.4	64.4	59.7
Top Speed [km/h]	65.2	68.5	67.2	64.6	67.4	68.0	62.1
Avg. Dist. to Rail [m]	3.3	0.8	0.4	0.8	3.0	3.0	3.8
Avg. Stride Freq. [Hz]	2.5	2.4	2.3	2.3	2.4	2.3	2.3
Avg. Stride Length [m]	6.0	7.8	7.8	7.6	7.8	7.9	7.5



- [] Ranking at each section and finish
- :-:- No data available at this section
- NA No data available



Rockhampton QLD

Race 8: PARADISE LAGOONS AMATEURS CUP BENCHMARK 65 Handicap - 1600m

05 May 2026 - 4:27PM

Track Rating: Good 4, Weather: Fine, Rail Position: +2m Entire Circuit



Field Times (Race Tempo) 1:33.79 (0:12.56) 1:21.23 (0:10.76) 1:10.47 (0:11.40) 0:59.07 (0:11.54) 0:47.52 (0:11.63) 0:35.90 (0:11.49) 0:24.41 (0:11.70) 0:12.71 (0:12.71)

Rank	TAB#	Horse	Overall Time	First 400m	Top Speed km/h (Section)	L1600	L1400	L1200	L1000	L800	L600	L400	L200
	(BAR#)	Jockey	Margin (DT-W)	Last 600m	Fastest Section (Time)	Start - 1400	1400 - 1200	1200 - 1000	1000 - 800	800 - 600	600 - 400	400 - 200	200 - Finish
1	8	New Level	1:33.79	0:23.99	68.5 (1400-1200)	1:33.79	1:20.74 [7]	1:09.79 [5]	0:58.65 [4]	0:47.20 [3]	0:35.47 [3]	0:24.07 [2]	0:12.50 [2]
	(1)	Tahlia Fenlon		0:35.47	1400-1200 (0:10.95)	(0:13.04)	(0:10.95)	(0:11.14)	(0:11.45)	(0:11.73)	(0:11.40)	(0:11.57)	(0:12.50)
2	6	Inca Trail	1:33.88	0:23.47	68.5 (1400-1200)	1:33.88	1:21.26 [2]	1:10.42 [2]	0:59.16 [1]	0:47.62 [1]	0:35.99 [1]	0:24.50 [1]	0:12.80 [1]
	(2)	Leah Martyn	0.5L (+3)	0:35.99	1400-1200 (0:10.85)	(0:12.62)	(0:10.85)	(0:11.26)	(0:11.54)	(0:11.63)	(0:11.49)	(0:11.70)	(0:12.80)
3	4	Pulveriser	1:34.20	0:23.75	67.2 (1400-1200)	1:34.20	1:21.40 [4]	1:10.45 [3]	0:59.09 [3]	0:47.44 [4]	0:35.77 [4]	0:24.42 [3]	0:12.73 [3]
	(4)	Ashley Butler	2.4L (-1)	0:35.77	1400-1200 (0:10.95)	(0:12.80)	(0:10.95)	(0:11.36)	(0:11.65)	(0:11.66)	(0:11.36)	(0:11.68)	(0:12.73)
4	2	Smart Action	1:34.49	0:24.09	65.6 (1200-1000)	1:34.49	1:21.59 [6]	1:10.40 [6]	0:59.20 [6]	0:47.57 [5]	0:35.95 [5]	0:24.64 [4]	0:13.00 [4]
	(5)	Ryan Maloney	4.1L (-3)	0:35.95	1400-1200 (0:11.19)	(0:12.90)	(0:11.19)	(0:11.21)	(0:11.63)	(0:11.62)	(0:11.31)	(0:11.64)	(0:13.00)
5	1	More Trouble	1:34.56	0:23.85	66.3 (1400-1200)	1:34.56	1:21.79 [3]	1:10.72 [4]	0:59.31 [5]	0:47.54 [6]	0:35.80 [6]	0:24.56 [6]	0:12.89 [5]
	(7)	Sean Cormack	4.5L (-1)	0:35.80	1400-1200 (0:11.08)	(0:12.77)	(0:11.08)	(0:11.41)	(0:11.76)	(0:11.75)	(0:11.24)	(0:11.67)	(0:12.89)
6	9	Bavarian Lady	1:34.58	0:24.41	65.3 (1200-1000)	1:34.58	1:21.43 [8]	1:10.17 [8]	0:58.97 [8]	0:47.18 [8]	0:35.51 [8]	0:24.04 [8]	0:12.41 [7]
	(3)	Raul Silvera Olivera	4.7L (-3)	0:35.51	1200-1000 (0:11.20)	(0:13.15)	(0:11.26)	(0:11.20)	(0:11.79)	(0:11.67)	(0:11.47)	(0:11.63)	(0:12.41)
7	10	Bo Bo Beware	1:34.74	0:24.11	65.5 (1400-1200)	1:34.74	1:21.87 [5]	1:10.64 [7]	0:59.34 [7]	0:47.54 [7]	0:35.80 [7]	0:24.31 [7]	0:12.60 [6]
	(6)	Warwick Satherley	5.6L (-2)	0:35.81	1400-1200 (0:11.24)	(0:12.87)	(0:11.24)	(0:11.30)	(0:11.79)	(0:11.74)	(0:11.50)	(0:11.71)	(0:12.60)
8	7	Prepotent	1:36.38	0:23.32	67.6 (1400-1200)	1:36.38	1:23.82 [1]	1:13.06 [1]	1:01.63 [2]	0:49.94 [2]	0:38.08 [2]	0:26.40 [5]	0:14.21 [8]
	(8)	Chris McIver	15.3L (-2)	0:38.08	1400-1200 (0:10.76)	(0:12.56)	(0:10.76)	(0:11.43)	(0:11.69)	(0:11.86)	(0:11.68)	(0:12.19)	(0:14.21)

Scratched: Divakara (#3), Release Le Missile (#5), Replace The Ace (#11), Out Of Aces (#12), Better Than Words (#13)

Report Created: Tue 05 May 2026

(Note: Races are conducted over an approximate distance as close as possible to the advertised distance, and recorded data may vary accordingly. Official times refer to race times only and do not include handicap times.)

[] Position in running at each section and finish TAB# Saddle cloth number

Fastest split

-:--:-- No data available at this section

BAR# Barrier/Gate Position

Fastest section

NA No data available

DNF Did not finish

DNT Did not track

DT-W Distance travelled compared to winner in metres

Horse/Jockey Name	New Level/Tahlia Fenlon
Finish Rank	1
Fastest Section Time (Section)	0:10.95 (1400-1200)
Top Speed [km/h] (Section)	68.5 (1400-1200)
Race State	Finished



Rockhampton QLD --Professional-2026-05-05

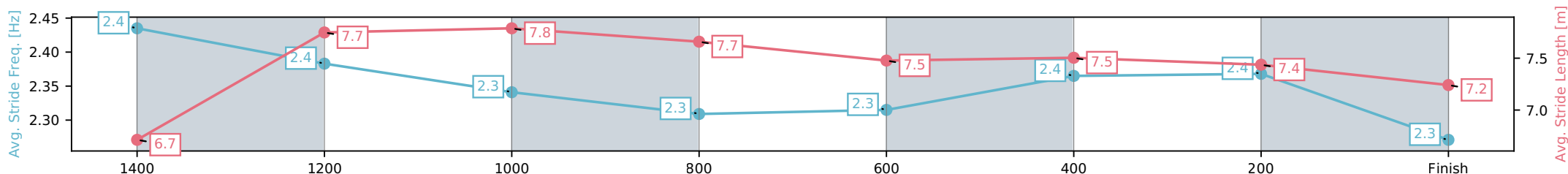
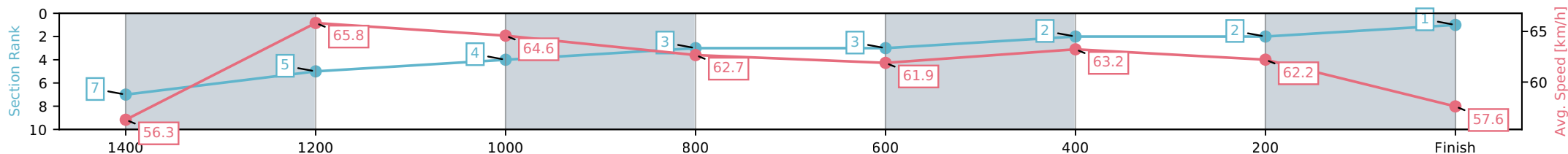
Race 8: PARADISE LAGOONS AMATEURS CUP
BENCHMARK 65 Handicap - 1600m

05 May 2026 - 4:27PM

Track Rating: Good 4, Weather: Fine, Rail Position: +2m Entire Circuit



Section	L1600	L1400	L1200	L1000	L800	L600	L400	L200
Section Times	1:33.79 (0:13.04)	1:20.74 [5] (0:10.95)	1:09.79 [4] (0:11.14)	0:58.65 [3] (0:11.45)	0:47.20 [3] (0:11.73)	0:35.47 [2] (0:11.40)	0:24.07 [2] (0:11.57)	0:12.50 [1] (0:12.50)
Average Speed [km/h]	56.3	65.8	64.6	62.7	61.9	63.2	62.2	57.6
Top Speed [km/h]	67.3	68.5	67.6	63.6	63.7	64.6	64.8	60.4
Avg. Dist. to Rail [m]	1.6	1.0	0.3	0.6	1.2	2.3	3.0	5.2
Avg. Stride Freq. [Hz]	2.4	2.4	2.3	2.3	2.3	2.4	2.4	2.3
Avg. Stride Length [m]	6.7	7.7	7.8	7.7	7.5	7.5	7.4	7.2



- [] Ranking at each section and finish
- :-:- No data available at this section
- NA No data available

Horse/Jockey Name	Inca Trail/Leah Martyn
Finish Rank	2
Fastest Section Time (Section)	0:10.85 (1400-1200)
Top Speed [km/h] (Section)	68.5 (1400-1200)
Race State	Finished



Rockhampton QLD --Professional-2026-05-05

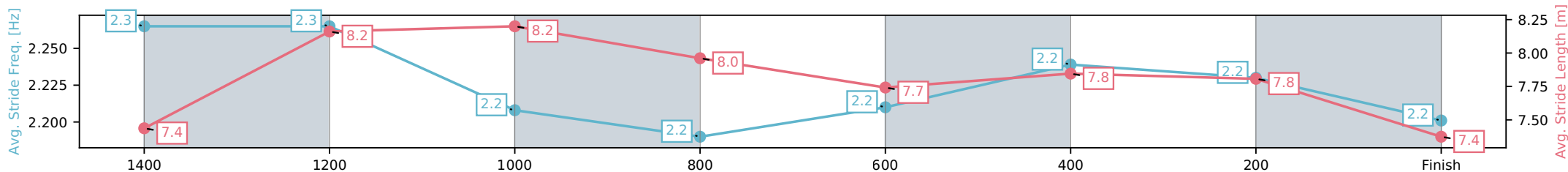
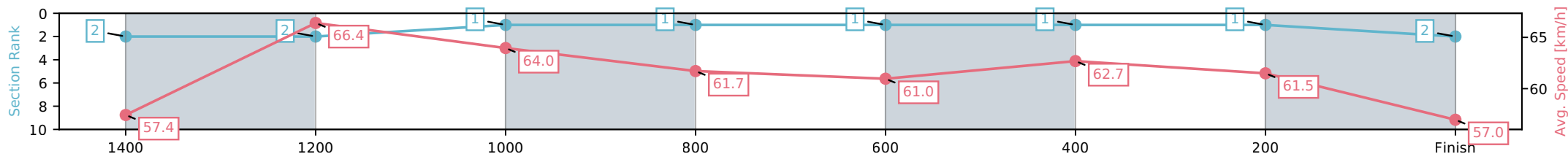
Race 8: PARADISE LAGOONS AMATEURS CUP
BENCHMARK 65 Handicap - 1600m

05 May 2026 - 4:27PM

Track Rating: Good 4, Weather: Fine, Rail Position: +2m Entire Circuit



Section	L1600	L1400	L1200	L1000	L800	L600	L400	L200
Section Times	1:33.88 (0:12.62)	1:21.26 [2] (0:10.85)	1:10.42 [1] (0:11.26)	0:59.16 [1] (0:11.54)	0:47.62 [1] (0:11.63)	0:35.99 [1] (0:11.49)	0:24.50 [1] (0:11.70)	0:12.80 [2] (0:12.80)
Average Speed [km/h]	57.4	66.4	64.0	61.7	61.0	62.7	61.5	57.0
Top Speed [km/h]	64.4	68.5	66.7	63.0	61.6	63.2	63.1	59.3
Avg. Dist. to Rail [m]	2.5	0.3	0.2	1.4	1.8	0.3	0.4	1.8
Avg. Stride Freq. [Hz]	2.3	2.3	2.2	2.2	2.2	2.2	2.2	2.2
Avg. Stride Length [m]	7.4	8.2	8.2	8.0	7.7	7.8	7.8	7.4



[] Ranking at each section and finish
 -:-:- No data available at this section
 NA No data available

Horse/Jockey Name	Pulveriser/Ashley Butler
Finish Rank	3
Fastest Section Time (Section)	0:10.95 (1400-1200)
Top Speed [km/h] (Section)	67.2 (1400-1200)
Race State	Finished



Rockhampton QLD --Professional-2026-05-05

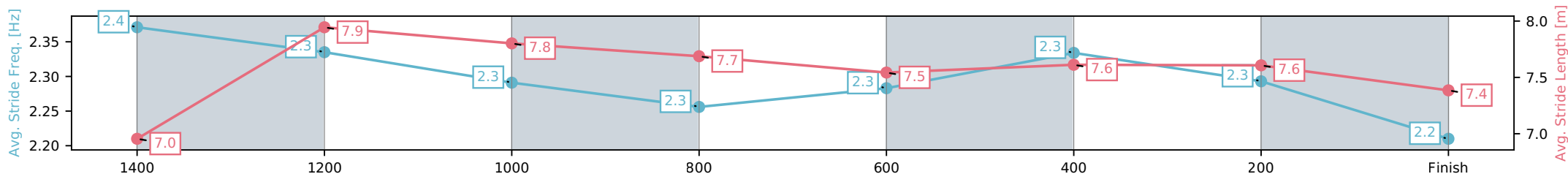
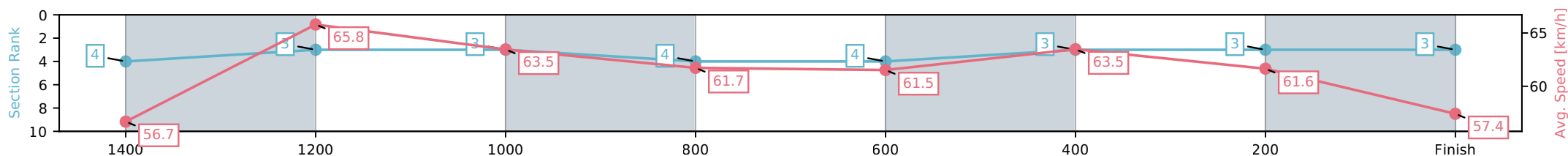
Race 8: PARADISE LAGOONS AMATEURS CUP
BENCHMARK 65 Handicap - 1600m

05 May 2026 - 4:27PM

Track Rating: Good 4, Weather: Fine, Rail Position: +2m Entire Circuit



Section	L1600	L1400	L1200	L1000	L800	L600	L400	L200
Section Times	1:34.20 (0:12.80)	1:21.40 [3] (0:10.95)	1:10.45 [3] (0:11.36)	0:59.09 [4] (0:11.65)	0:47.44 [4] (0:11.66)	0:35.77 [3] (0:11.36)	0:24.42 [3] (0:11.68)	0:12.73 [3] (0:12.73)
Average Speed [km/h]	56.7	65.8	63.5	61.7	61.5	63.5	61.6	57.4
Top Speed [km/h]	66.8	67.2	65.7	62.9	62.6	63.9	63.3	60.1
Avg. Dist. to Rail [m]	5.8	1.5	1.7	0.8	0.9	2.4	3.6	4.1
Avg. Stride Freq. [Hz]	2.4	2.3	2.3	2.3	2.3	2.3	2.3	2.2
Avg. Stride Length [m]	7.0	7.9	7.8	7.7	7.5	7.6	7.6	7.4



- [] Ranking at each section and finish
- :-:- No data available at this section
- NA No data available

Horse/Jockey Name	Smart Action/Ryan Maloney
Finish Rank	4
Fastest Section Time (Section)	0:11.19 (1400-1200)
Top Speed [km/h] (Section)	65.6 (1200-1000)
Race State	Finished



Rockhampton QLD --Professional-2026-05-05

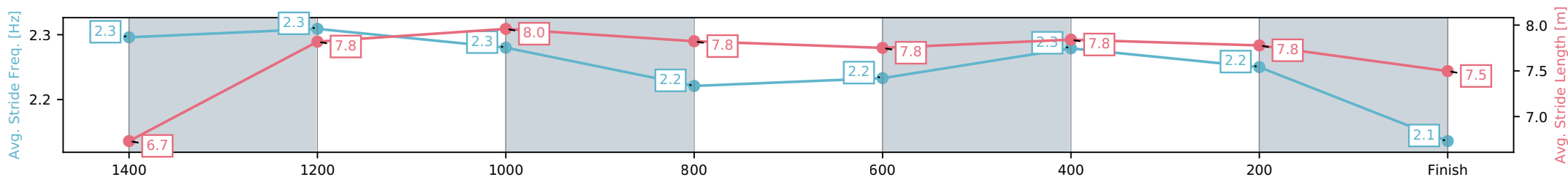
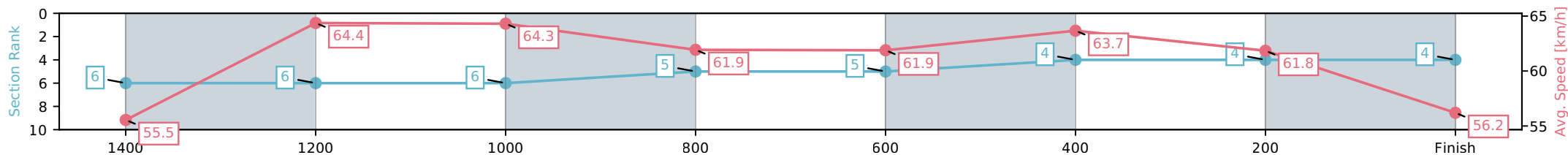
Race 8: PARADISE LAGOONS AMATEURS CUP
BENCHMARK 65 Handicap - 1600m

05 May 2026 - 4:27PM

Track Rating: Good 4, Weather: Fine, Rail Position: +2m Entire Circuit



Section	L1600	L1400	L1200	L1000	L800	L600	L400	L200
Section Times	1:34.49 (0:12.90)	1:21.59 [6] (0:11.19)	1:10.40 [6] (0:11.21)	0:59.20 [5] (0:11.63)	0:47.57 [5] (0:11.62)	0:35.95 [4] (0:11.31)	0:24.64 [4] (0:11.64)	0:13.00 [4] (0:13.00)
Average Speed [km/h]	55.5	64.4	64.3	61.9	61.9	63.7	61.8	56.2
Top Speed [km/h]	64.9	65.3	65.6	62.5	62.9	63.9	63.9	59.5
Avg. Dist. to Rail [m]	5.5	1.1	0.9	0.3	0.3	0.9	2.3	1.8
Avg. Stride Freq. [Hz]	2.3	2.3	2.3	2.2	2.2	2.3	2.2	2.1
Avg. Stride Length [m]	6.7	7.8	8.0	7.8	7.8	7.8	7.8	7.5



- [] Ranking at each section and finish
- :-:- No data available at this section
- NA No data available

Horse/Jockey Name	More Trouble/Sean Cormack
Finish Rank	5
Fastest Section Time (Section)	0:11.08 (1400-1200)
Top Speed [km/h] (Section)	66.3 (1400-1200)
Race State	Finished



Rockhampton QLD --Professional-2026-05-05

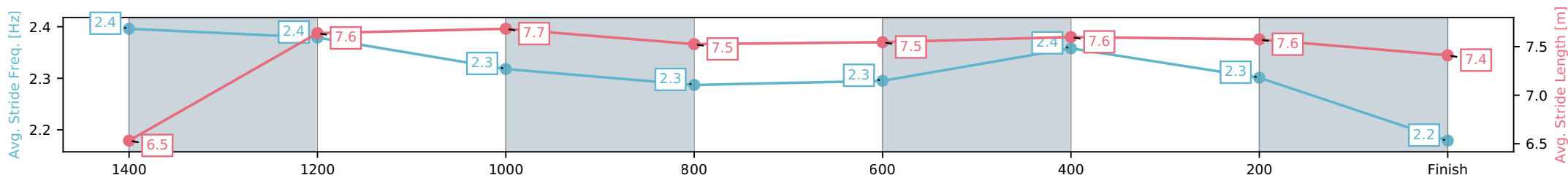
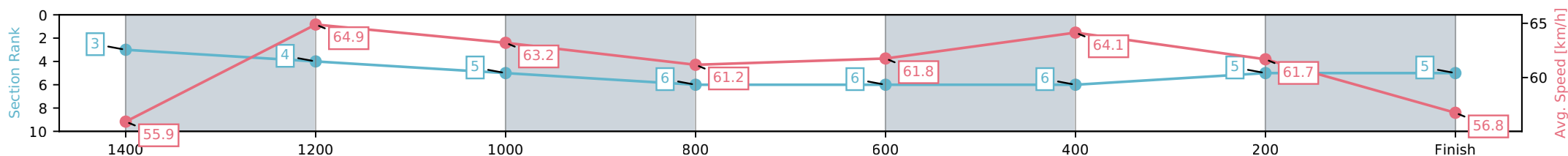
Race 8: PARADISE LAGOONS AMATEURS CUP
BENCHMARK 65 Handicap - 1600m

05 May 2026 - 4:27PM

Track Rating: Good 4, Weather: Fine, Rail Position: +2m Entire Circuit



Section	L1600	L1400	L1200	L1000	L800	L600	L400	L200
Section Times	1:34.56 (0:12.77)	1:21.79 [4] (0:11.08)	1:10.72 [5] (0:11.41)	0:59.31 [6] (0:11.76)	0:47.54 [6] (0:11.75)	0:35.80 [6] (0:11.24)	0:24.56 [5] (0:11.67)	0:12.89 [5] (0:12.89)
Average Speed [km/h]	55.9	64.9	63.2	61.2	61.8	64.1	61.7	56.8
Top Speed [km/h]	63.6	66.3	64.8	62.2	62.5	65.0	63.4	59.8
Avg. Dist. to Rail [m]	6.5	0.3	0.2	0.4	1.0	5.4	6.3	5.5
Avg. Stride Freq. [Hz]	2.4	2.4	2.3	2.3	2.3	2.4	2.3	2.2
Avg. Stride Length [m]	6.5	7.6	7.7	7.5	7.5	7.6	7.6	7.4



- [] Ranking at each section and finish
- :-:- No data available at this section
- NA No data available

Horse/Jockey Name	Bavarian Lady/Raul Silvera Olivera
Finish Rank	6
Fastest Section Time (Section)	0:11.20 (1200-1000)
Top Speed [km/h] (Section)	65.3 (1200-1000)
Race State	Finished



Rockhampton QLD --Professional-2026-05-05

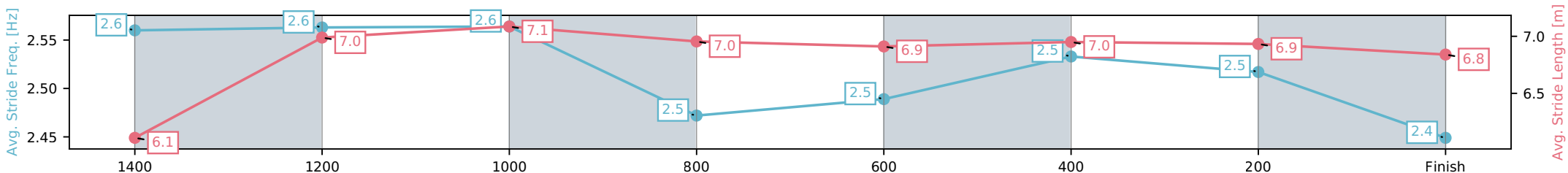
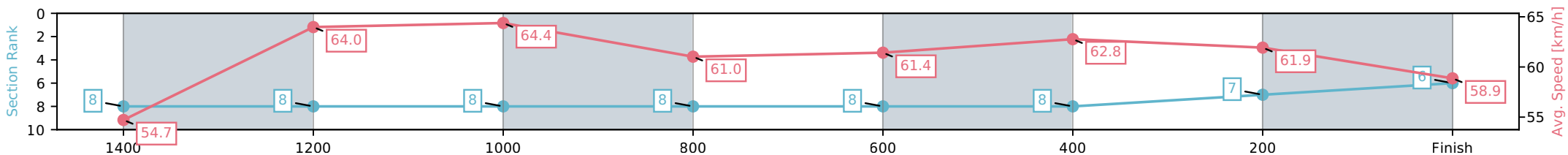
Race 8: PARADISE LAGOONS AMATEURS CUP
BENCHMARK 65 Handicap - 1600m

05 May 2026 - 4:27PM

Track Rating: Good 4, Weather: Fine, Rail Position: +2m Entire Circuit



Section	L1600	L1400	L1200	L1000	L800	L600	L400	L200
Section Times	1:34.58 (0:13.15)	1:21.43 [8] (0:11.26)	1:10.17 [8] (0:11.20)	0:58.97 [8] (0:11.79)	0:47.18 [8] (0:11.67)	0:35.51 [8] (0:11.47)	0:24.04 [7] (0:11.63)	0:12.41 [6] (0:12.41)
Average Speed [km/h]	54.7	64.0	64.4	61.0	61.4	62.8	61.9	58.9
Top Speed [km/h]	63.7	65.0	65.3	61.6	62.4	63.2	63.1	61.3
Avg. Dist. to Rail [m]	3.2	1.5	1.1	0.4	0.5	0.5	0.5	1.0
Avg. Stride Freq. [Hz]	2.6	2.6	2.6	2.5	2.5	2.5	2.5	2.4
Avg. Stride Length [m]	6.1	7.0	7.1	7.0	6.9	7.0	6.9	6.8



[] Ranking at each section and finish
 -:-:- No data available at this section
 NA No data available

Horse/Jockey Name	Bo Bo Beware/Warwick Satherley
Finish Rank	7
Fastest Section Time (Section)	0:11.24 (1400-1200)
Top Speed [km/h] (Section)	65.5 (1400-1200)
Race State	Finished



Rockhampton QLD --Professional-2026-05-05

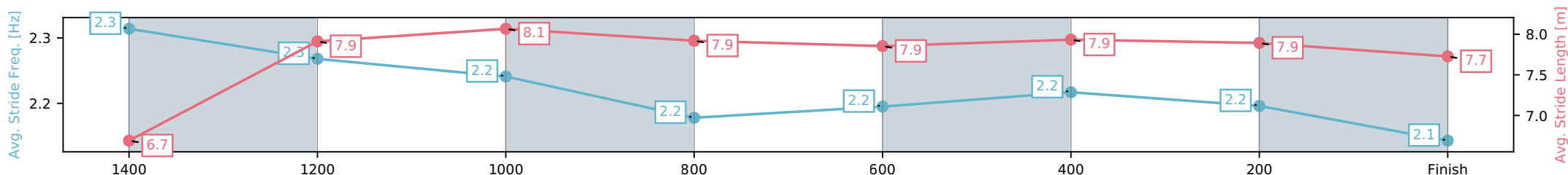
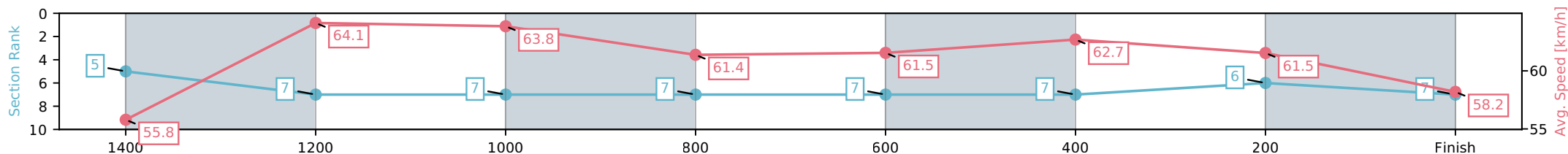
Race 8: PARADISE LAGOONS AMATEURS CUP
BENCHMARK 65 Handicap - 1600m

05 May 2026 - 4:27PM

Track Rating: Good 4, Weather: Fine, Rail Position: +2m Entire Circuit



Section	L1600	L1400	L1200	L1000	L800	L600	L400	L200
Section Times	1:34.74 (0:12.87)	1:21.87 [7] (0:11.24)	1:10.64 [7] (0:11.30)	0:59.34 [7] (0:11.79)	0:47.54 [7] (0:11.74)	0:35.80 [7] (0:11.50)	0:24.31 [6] (0:11.71)	0:12.60 [7] (0:12.60)
Average Speed [km/h]	55.8	64.1	63.8	61.4	61.5	62.7	61.5	58.2
Top Speed [km/h]	64.3	65.5	65.4	61.6	62.2	63.0	62.6	60.9
Avg. Dist. to Rail [m]	6.1	1.7	1.9	1.1	0.5	2.3	2.8	3.2
Avg. Stride Freq. [Hz]	2.3	2.3	2.2	2.2	2.2	2.2	2.2	2.1
Avg. Stride Length [m]	6.7	7.9	8.1	7.9	7.9	7.9	7.9	7.7



- [] Ranking at each section and finish
- :-:- No data available at this section
- NA No data available

Horse/Jockey Name	Prepotent/Chris Mclver
Finish Rank	8
Fastest Section Time (Section)	0:10.76 (1400-1200)
Top Speed [km/h] (Section)	67.6 (1400-1200)
Race State	Finished



Rockhampton QLD --Professional-2026-05-05

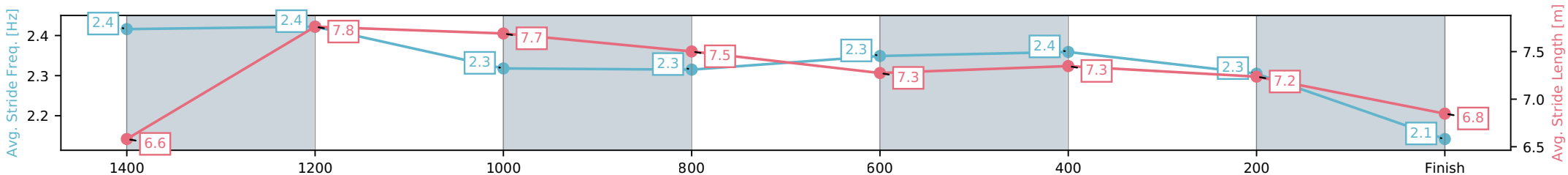
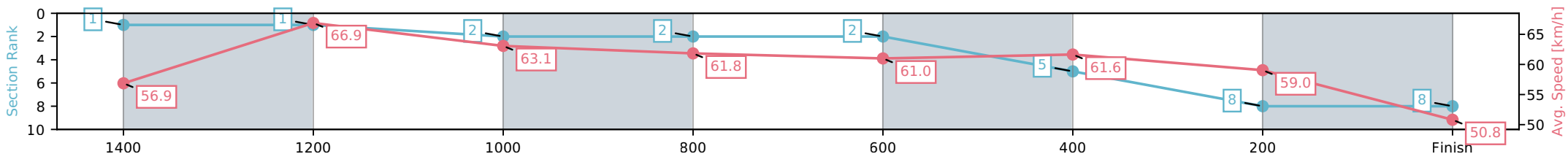
Race 8: PARADISE LAGOONS AMATEURS CUP
BENCHMARK 65 Handicap - 1600m

05 May 2026 - 4:27PM

Track Rating: Good 4, Weather: Fine, Rail Position: +2m Entire Circuit



Section	L1600	L1400	L1200	L1000	L800	L600	L400	L200
Section Times	1:36.38 (0:12.56)	1:23.82 [1] (0:10.76)	1:13.06 [2] (0:11.43)	1:01.63 [2] (0:11.69)	0:49.94 [2] (0:11.86)	0:38.08 [5] (0:11.68)	0:26.40 [8] (0:12.19)	0:14.21 [8] (0:14.21)
Average Speed [km/h]	56.9	66.9	63.1	61.8	61.0	61.6	59.0	50.8
Top Speed [km/h]	66.7	67.6	65.3	62.6	62.0	62.2	60.8	57.1
Avg. Dist. to Rail [m]	8.9	2.3	1.2	0.8	0.6	2.0	3.7	3.9
Avg. Stride Freq. [Hz]	2.4	2.4	2.3	2.3	2.3	2.4	2.3	2.1
Avg. Stride Length [m]	6.6	7.8	7.7	7.5	7.3	7.3	7.2	6.8



- [] Ranking at each section and finish
- :-:- No data available at this section
- NA No data available