

Horse/Jockey Name	Sword Of Legacy/Jake Bayliss
Finish Rank	1
Fastest Section Time (Section)	0:10.74 (800-600)
Top Speed [km/h] (Section)	68.3 (800-600)
Race State	Finished



Eagle Farm QLD --Professional-2026-05-06

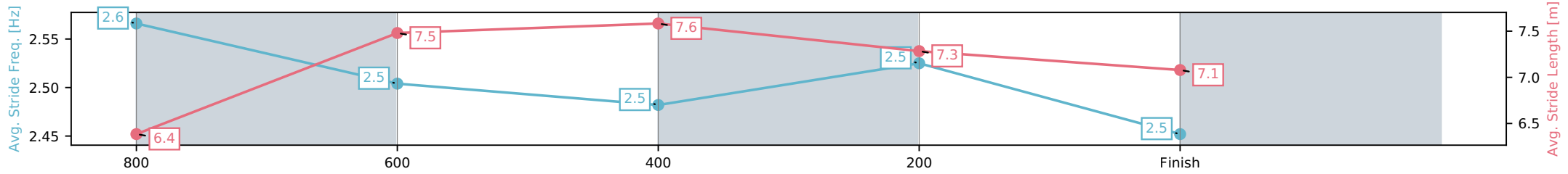
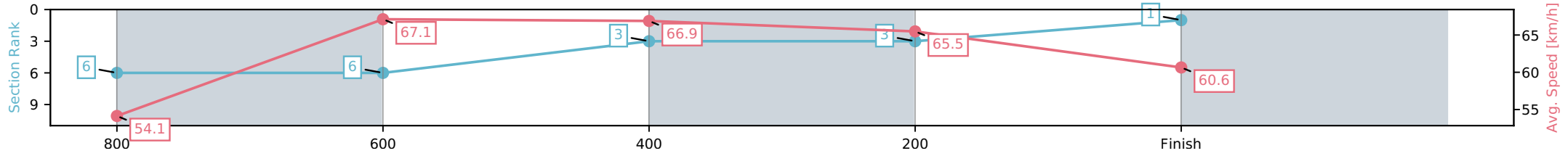
Race 1: BECOME A BRC MEMBER Maiden Plate - 1000m

06 May 2026 - 11:58AM

Track Rating: Soft 6, Weather: Fine, Rail Position: +12m Entire Circuit



Section	L1000	L800	L600	L400	L200
Section Times	0:57.97 (0:13.54)	0:44.43 [6] (0:10.74)	0:33.69 [3] (0:10.78)	0:22.91 [3] (0:10.99)	0:11.92 [1] (0:11.92)
Average Speed [km/h]	54.1	67.1	66.9	65.5	60.6
Top Speed [km/h]	68.0	68.3	67.5	66.6	64.0
Avg. Dist. to Rail [m]	1.5	0.5	0.7	3.1	1.3
Avg. Stride Freq. [Hz]	2.6	2.5	2.5	2.5	2.5
Avg. Stride Length [m]	6.4	7.5	7.6	7.3	7.1



[] Ranking at each section and finish
 -:-:- No data available at this section
 NA No data available

Horse/Jockey Name	Parading Gus/Benjamin Osmond
Finish Rank	2
Fastest Section Time (Section)	0:10.76 (600-400)
Top Speed [km/h] (Section)	67.7 (1000 - 800)
Race State	Finished



Eagle Farm QLD --Professional-2026-05-06

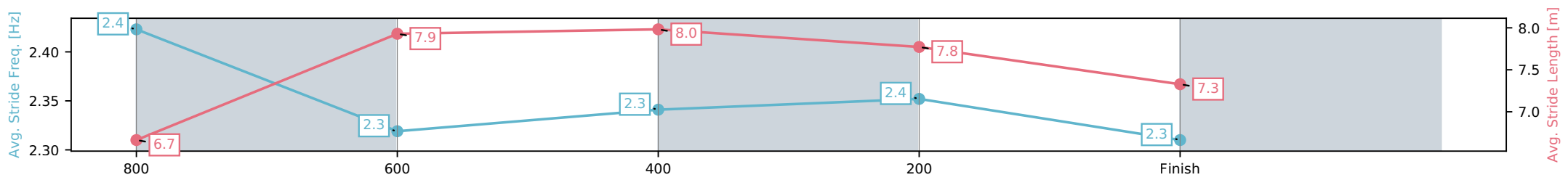
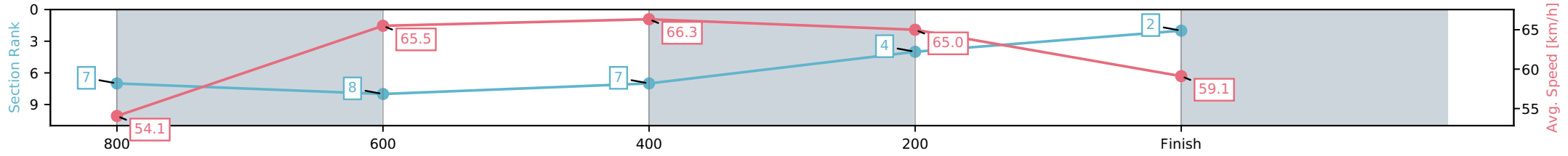
Race 1: BECOME A BRC MEMBER Maiden Plate - 1000m

06 May 2026 - 11:58AM

Track Rating: Soft 6, Weather: Fine, Rail Position: +12m Entire Circuit



Section	L1000	L800	L600	L400	L200
Section Times	0:58.64 (0:13.59)	0:45.05 [8] (0:11.02)	0:34.04 [7] (0:10.76)	0:23.28 [4] (0:11.08)	0:12.20 [2] (0:12.20)
Average Speed [km/h]	54.1	65.5	66.3	65.0	59.1
Top Speed [km/h]	67.7	66.8	67.5	66.2	63.4
Avg. Dist. to Rail [m]	2.5	1.2	1.9	0.9	1.0
Avg. Stride Freq. [Hz]	2.4	2.3	2.3	2.4	2.3
Avg. Stride Length [m]	6.7	7.9	8.0	7.8	7.3



[] Ranking at each section and finish
 -:-:- No data available at this section
 NA No data available

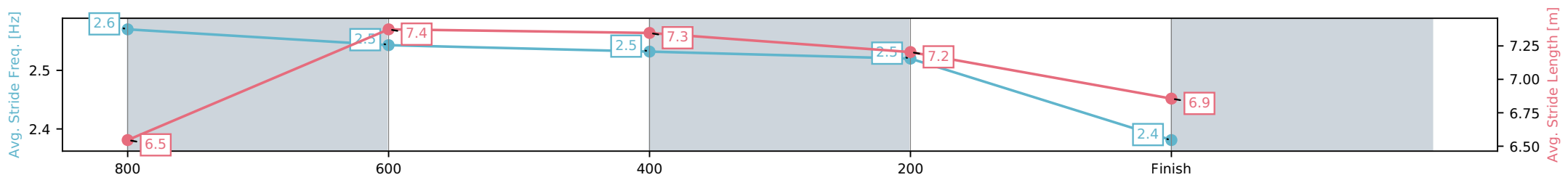
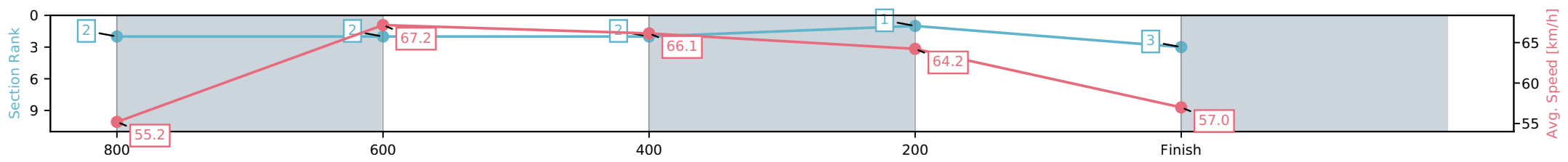
Horse/Jockey Name	Our Girl Scarlett/Leah Martyn
Finish Rank	3
Fastest Section Time (Section)	0:10.71 (800-600)
Top Speed [km/h] (Section)	67.7 (800-600)
Race State	Finished



Eagle Farm QLD --Professional-2026-05-06
 Race 1: BECOME A BRC MEMBER Maiden Plate - 1000m
 06 May 2026 - 11:58AM
 Track Rating: Soft 6, Weather: Fine, Rail Position: +12m Entire Circuit



Section	L1000	L800	L600	L400	L200
Section Times	0:58.76 (0:13.25)	0:45.51 [2] (0:10.71)	0:34.79 [2] (0:10.78)	0:24.02 [1] (0:11.20)	0:12.82 [3] (0:12.82)
Average Speed [km/h]	55.2	67.2	66.1	64.2	57.0
Top Speed [km/h]	66.1	67.7	66.8	65.8	61.4
Avg. Dist. to Rail [m]	1.4	0.6	2.4	2.4	1.9
Avg. Stride Freq. [Hz]	2.6	2.5	2.5	2.5	2.4
Avg. Stride Length [m]	6.5	7.4	7.3	7.2	6.9



[] Ranking at each section and finish
 -:-:- No data available at this section
 NA No data available

Horse/Jockey Name	Gram/Ryan Maloney
Finish Rank	4
Fastest Section Time (Section)	0:10.70 (800-600)
Top Speed [km/h] (Section)	68.6 (1000 - 800)
Race State	Finished



Eagle Farm QLD --Professional-2026-05-06

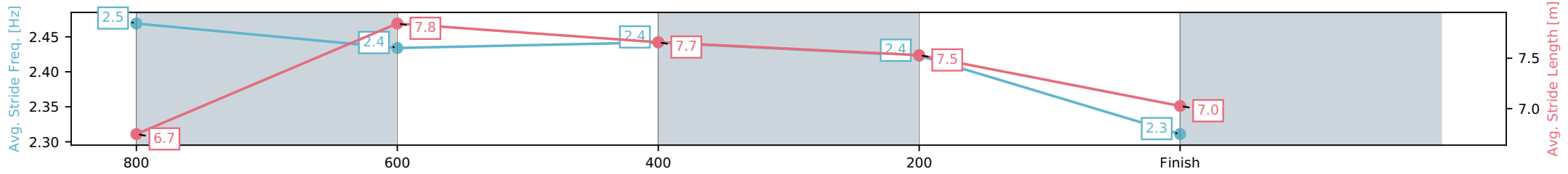
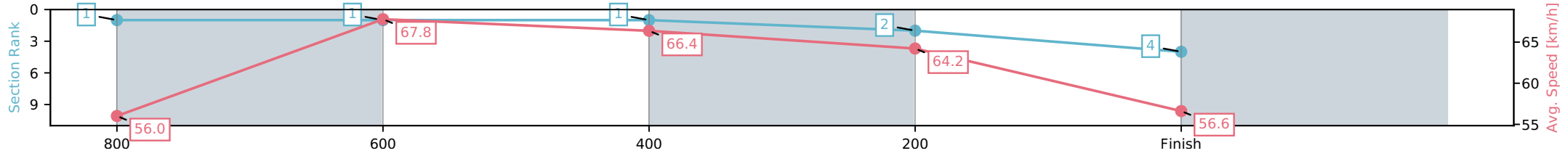
Race 1: BECOME A BRC MEMBER Maiden Plate - 1000m

06 May 2026 - 11:58AM

Track Rating: Soft 6, Weather: Fine, Rail Position: +12m Entire Circuit



Section	L1000	L800	L600	L400	L200
Section Times	0:58.87 (0:13.18)	0:45.68 [1] (0:10.70)	0:34.98 [1] (0:10.85)	0:24.14 [2] (0:11.21)	0:12.93 [4] (0:12.93)
Average Speed [km/h]	56.0	67.8	66.4	64.2	56.6
Top Speed [km/h]	68.6	68.2	67.4	66.1	60.9
Avg. Dist. to Rail [m]	5.1	1.7	0.4	0.7	0.3
Avg. Stride Freq. [Hz]	2.5	2.4	2.4	2.4	2.3
Avg. Stride Length [m]	6.7	7.8	7.7	7.5	7.0



[] Ranking at each section and finish
 -:-:- No data available at this section
 NA No data available

Horse/Jockey Name	Red Moon Rising/Micheal Hellyer
Finish Rank	5
Fastest Section Time (Section)	0:10.81 (600-400)
Top Speed [km/h] (Section)	67.2 (800-600)
Race State	Finished



Eagle Farm QLD --Professional-2026-05-06

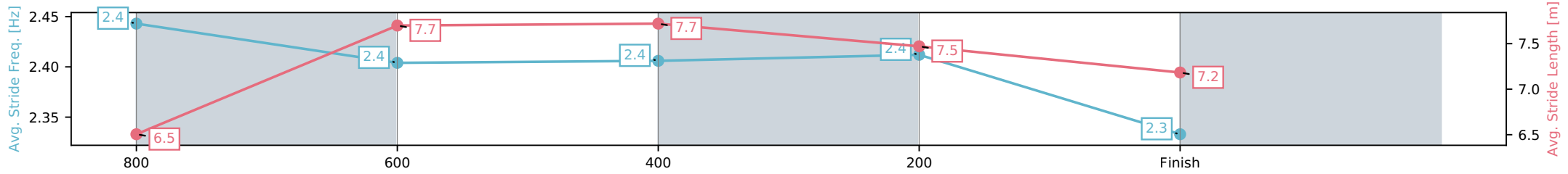
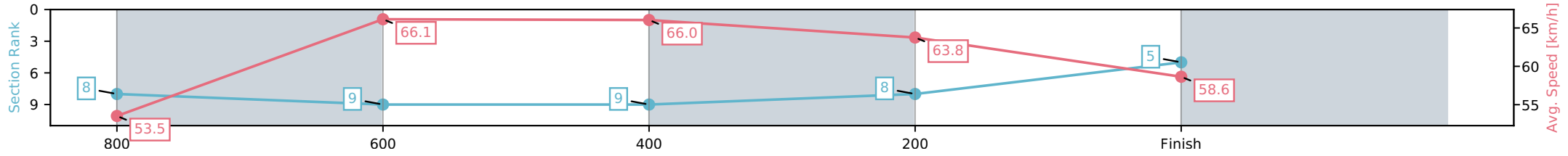
Race 1: BECOME A BRC MEMBER Maiden Plate - 1000m

06 May 2026 - 11:58AM

Track Rating: Soft 6, Weather: Fine, Rail Position: +12m Entire Circuit



Section	L1000	L800	L600	L400	L200
Section Times	0:59.08 (0:13.84)	0:45.24 [9] (0:10.89)	0:34.35 [9] (0:10.81)	0:23.53 [8] (0:11.30)	0:12.24 [5] (0:12.24)
Average Speed [km/h]	53.5	66.1	66.0	63.8	58.6
Top Speed [km/h]	66.9	67.2	66.9	65.9	62.5
Avg. Dist. to Rail [m]	4.9	0.5	1.8	2.0	0.9
Avg. Stride Freq. [Hz]	2.4	2.4	2.4	2.4	2.3
Avg. Stride Length [m]	6.5	7.7	7.7	7.5	7.2

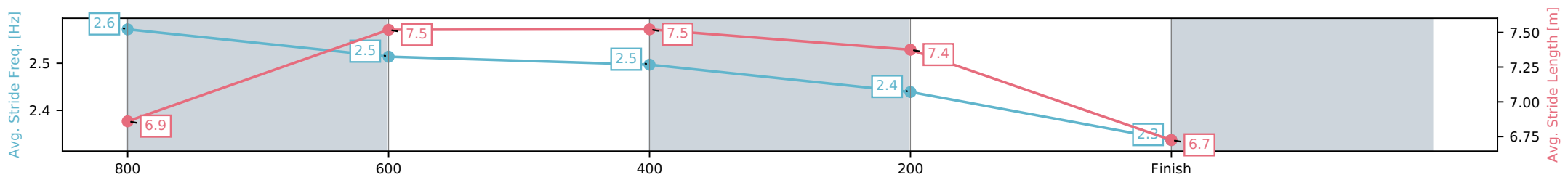
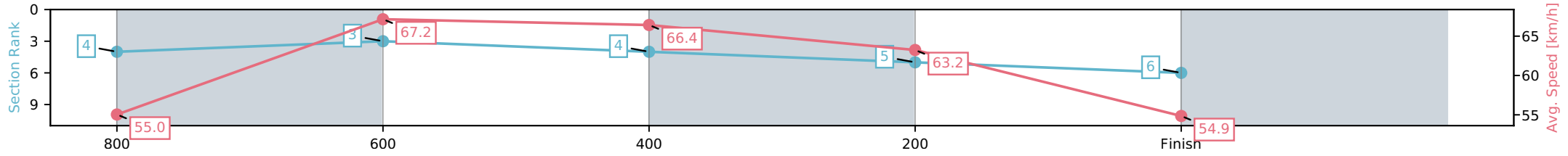


[] Ranking at each section and finish
 -:-:- No data available at this section
 NA No data available

Horse/Jockey Name	Yoweri/Angela Jones
Finish Rank	6
Fastest Section Time (Section)	0:10.77 (800-600)
Top Speed [km/h] (Section)	67.9 (1000 - 800)
Race State	Finished



Section	L1000	L800	L600	L400	L200
Section Times	0:59.73 (0:13.34)	0:46.39 [3] (0:10.77)	0:35.62 [4] (0:10.97)	0:24.65 [5] (0:11.37)	0:13.28 [6] (0:13.28)
Average Speed [km/h]	55.0	67.2	66.4	63.2	54.9
Top Speed [km/h]	67.9	67.8	67.8	65.9	59.6
Avg. Dist. to Rail [m]	2.3	1.2	2.1	0.7	2.1
Avg. Stride Freq. [Hz]	2.6	2.5	2.5	2.4	2.3
Avg. Stride Length [m]	6.9	7.5	7.5	7.4	6.7



[] Ranking at each section and finish
 -:-:- No data available at this section
 NA No data available

Horse/Jockey Name	Usual Limits/Jaden Lloyd
Finish Rank	7
Fastest Section Time (Section)	0:10.73 (800-600)
Top Speed [km/h] (Section)	67.7 (800-600)
Race State	Finished



Eagle Farm QLD --Professional-2026-05-06

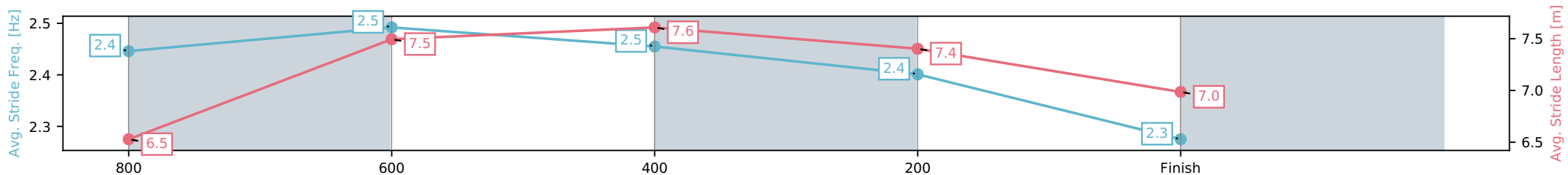
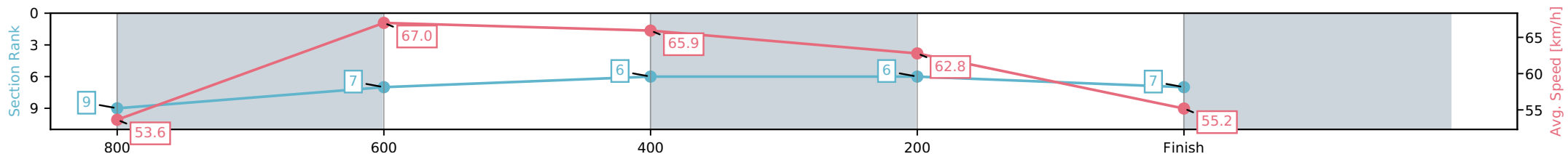
Race 1: BECOME A BRC MEMBER Maiden Plate - 1000m

06 May 2026 - 11:58AM

Track Rating: Soft 6, Weather: Fine, Rail Position: +12m Entire Circuit



Section	L1000	L800	L600	L400	L200
Section Times	1:00.00 (0:13.85)	0:46.15 [7] (0:10.73)	0:35.43 [6] (0:10.73)	0:24.70 [6] (0:11.47)	0:13.23 [7] (0:13.23)
Average Speed [km/h]	53.6	67.0	65.9	62.8	55.2
Top Speed [km/h]	65.0	67.7	66.8	64.8	60.1
Avg. Dist. to Rail [m]	7.0	1.5	3.5	1.9	1.8
Avg. Stride Freq. [Hz]	2.4	2.5	2.5	2.4	2.3
Avg. Stride Length [m]	6.5	7.5	7.6	7.4	7.0



- [] Ranking at each section and finish
- :-:- No data available at this section
- NA No data available

Horse/Jockey Name	Major Hot/Georgina Cartwright
Finish Rank	8
Fastest Section Time (Section)	0:10.82 (800-600)
Top Speed [km/h] (Section)	67.6 (1000 - 800)
Race State	Finished



Eagle Farm QLD --Professional-2026-05-06

Race 1: BECOME A BRC MEMBER Maiden Plate - 1000m

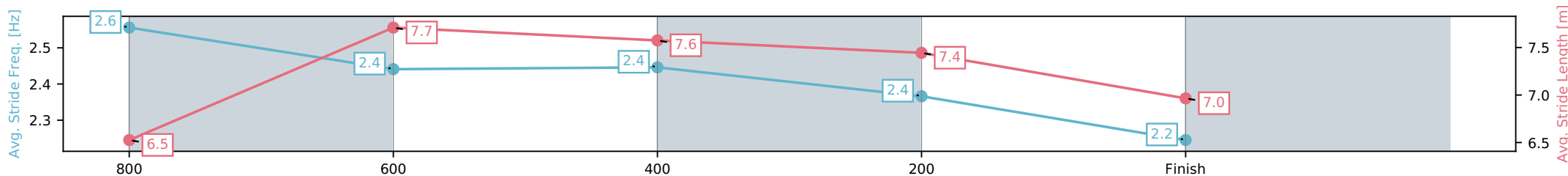
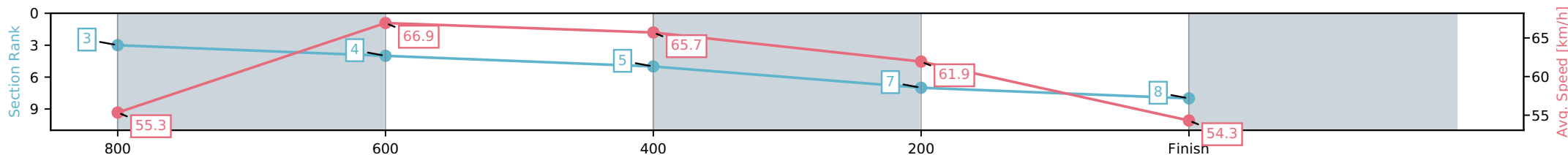
06 May 2026 - 11:58AM

Track Rating: Soft 6, Weather: Fine, Rail Position: +12m Entire Circuit



BRISBANE RACING CLUB

Section	L1000	L800	L600	L400	L200
Section Times	1:00.23 (0:13.30)	0:46.94 [4] (0:10.82)	0:36.11 [5] (0:11.04)	0:25.07 [7] (0:11.63)	0:13.44 [8] (0:13.44)
Average Speed [km/h]	55.3	66.9	65.7	61.9	54.3
Top Speed [km/h]	67.6	67.5	67.5	63.8	58.4
Avg. Dist. to Rail [m]	3.2	1.4	1.7	3.4	3.7
Avg. Stride Freq. [Hz]	2.6	2.4	2.4	2.4	2.2
Avg. Stride Length [m]	6.5	7.7	7.6	7.4	7.0

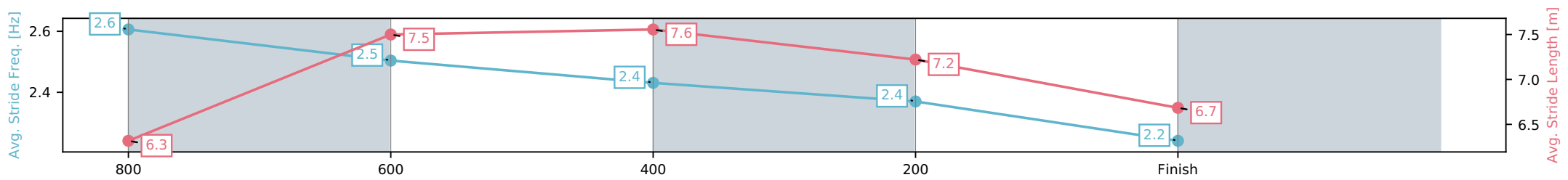
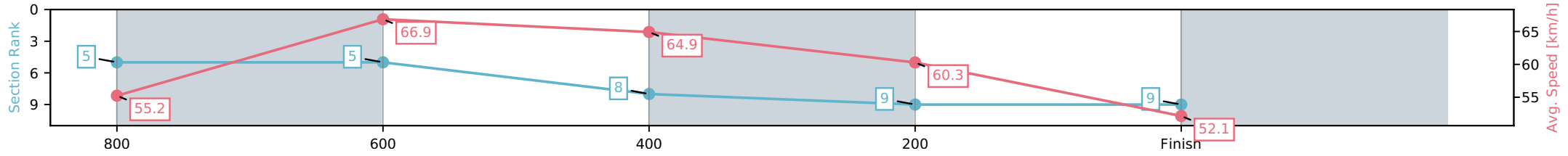


- [] Ranking at each section and finish
- :-:- No data available at this section
- NA No data available

Horse/Jockey Name	I Tried So Hard/Montana Philpot
Finish Rank	9
Fastest Section Time (Section)	0:10.92 (800-600)
Top Speed [km/h] (Section)	67.6 (800-600)
Race State	Finished



Section	L1000	L800	L600	L400	L200
Section Times	1:01.47 (0:13.35)	0:48.12 [5] (0:10.92)	0:37.21 [8] (0:11.21)	0:26.00 [9] (0:11.94)	0:14.06 [9] (0:14.06)
Average Speed [km/h]	55.2	66.9	64.9	60.3	52.1
Top Speed [km/h]	67.5	67.6	66.2	62.9	57.1
Avg. Dist. to Rail [m]	4.5	3.0	2.2	2.1	1.0
Avg. Stride Freq. [Hz]	2.6	2.5	2.4	2.4	2.2
Avg. Stride Length [m]	6.3	7.5	7.6	7.2	6.7



[] Ranking at each section and finish
 -:-:- No data available at this section
 NA No data available



Eagle Farm QLD

Race 2: XXXX SIDELINE BEER GARDEN BOOK NOW QTIS Three-Year-Old Maiden Plate - 1000m

06 May 2026 - 12:30PM



BRISBANE
RACING CLUB

Track Rating: Soft 5, Weather: Fine, Rail Position: +12m Entire Circuit

Field Times	0:57.90	0:44.47	0:33.68	0:22.83	0:11.90
(Race Tempo)	(0:13.43)	(0:10.79)	(0:10.85)	(0:10.93)	(0:11.90)

Rank	TAB#	Horse	Overall Time	First 400m	Top Speed km/h (Section)	L1000	L800	L600	L400	L200			
	(BAR#)	Jockey	Margin (DT-W)	Last 600m	Fastest Section (Time)	Start - 800	800 - 600	600 - 400	400 - 200	200 - Finish			
1	9	Pyrolysis	0:57.90	0:24.22	68.4 (1000 - 800)	0:57.90	0:44.47 [1]	0:33.68 [1]	0:22.83 [1]	0:11.90 [1]			
	(6)	Ben Thompson		0:33.68	800-600 (0:10.79)	(0:13.43)	(0:10.79)	(0:10.85)	(0:10.93)	(0:11.90)			
2	12	Lady Milan	0:58.69	0:24.69	67.6 (600-400)	0:58.69	0:44.93 [5]	0:34.00 [5]	0:23.11 [4]	0:12.24 [2]			
	(1)	Daniel Moor	4.6L (-6)	0:34.00	400-200 (0:10.87)	(0:13.76)	(0:10.93)	(0:10.89)	(0:10.87)	(0:12.24)			
3	2	Magic Invader	0:58.84	0:24.99	67.8 (600-400)	0:58.84	0:44.80 [9]	0:33.86 [9]	0:23.05 [6]	0:12.19 [4]			
	(4)	Benjamin Osmond	5.5L (-2)	0:33.85	600-400 (0:10.80)	(0:14.04)	(0:10.95)	(0:10.80)	(0:10.86)	(0:12.19)			
4	1	Argentum Rock	0:59.11	0:24.66	68.1 (800-600)	0:59.11	0:45.52 [3]	0:34.45 [4]	0:23.31 [7]	0:12.04 [7]			
	(9)	Chelsea Baker	7.1L (+2)	0:34.45	800-600 (0:11.07)	(0:13.59)	(0:11.07)	(0:11.14)	(0:11.27)	(0:12.04)			
5	3	Pierata's Spirit	0:59.12	0:24.60	67.7 (1000 - 800)	0:59.12	0:45.65 [2]	0:34.52 [3]	0:23.76 [2]	0:12.56 [3]			
	(2)	Ryan Maloney	7.2L (-4)	0:34.52	600-400 (0:10.76)	(0:13.47)	(0:11.13)	(0:10.76)	(0:11.20)	(0:12.56)			
6	6	Gossamer Glow	0:59.22	0:24.55	68.8 (800-600)	0:59.22	0:45.59 [4]	0:34.68 [2]	0:23.72 [3]	0:12.49 [5]			
	(3)	Angela Jones	7.7L (-5)	0:34.68	800-600 (0:10.92)	(0:13.63)	(0:10.92)	(0:10.96)	(0:11.23)	(0:12.49)			
7	5	Duchess Difficult	0:59.77	0:24.82	67.5 (600-400)	0:59.77	0:45.96 [6]	0:34.94 [6]	0:24.13 [5]	0:12.83 [6]			
	(5)	Jag Guthmann-Chester	11.0L (+2)	0:34.95	600-400 (0:10.82)	(0:13.81)	(0:11.01)	(0:10.82)	(0:11.30)	(0:12.83)			
8	13	You Drive Me Crazy	1:00.14	0:24.97	68.4 (800-600)	1:00.14	0:46.13 [8]	0:35.17 [8]	0:24.03 [9]	0:12.57 [9]			
	(10)	Nathan Thomas	13.2L (-1)	0:35.16	800-600 (0:10.96)	(0:14.01)	(0:10.96)	(0:11.13)	(0:11.46)	(0:12.57)			
9	4	Bellazu	1:00.15	0:25.17	67.3 (800-600)	1:00.15	0:45.96 [10]	0:34.98 [10]	0:23.98 [10]	0:12.70 [8]			
	(8)	Dale Smith	13.2L (+2)	0:34.98	800-600 (0:10.98)	(0:14.19)	(0:10.98)	(0:11.00)	(0:11.28)	(0:12.70)			
10	14	Youmeanddupre	1:01.10	0:24.84	67.4 (800-600)	1:01.10	0:47.20 [7]	0:36.26 [7]	0:25.18 [8]	0:13.46 [10]			
	(7)	Courtney Bellamy	18.8L (-2)	0:36.26	800-600 (0:10.94)	(0:13.90)	(0:10.94)	(0:11.08)	(0:11.72)	(0:13.46)			

Scratched: Major Hot (#7), Our Girl Scarlett (#8), Red Moon Rising (#10), Parading Gus (#11), Far Beyond (#15), I Tried So Hard (#16)

Report Created: Wed 06 May 2026

(Note: Races are conducted over an approximate distance as close as possible to the advertised distance, and recorded data may vary accordingly. Official times refer to race times only and do not include handicap times.)

[] Position in running at each section and finish TAB# Saddle cloth number

Fastest split

-:--:-- No data available at this section

BAR# Barrier/Gate Position

Fastest section

NA No data available

DNF Did not finish

DNT Did not track

DT-W Distance travelled compared to winner in metres

Horse/Jockey Name	Pyrolysis/Ben Thompson
Finish Rank	1
Fastest Section Time (Section)	0:10.79 (800-600)
Top Speed [km/h] (Section)	68.4 (1000 - 800)
Race State	Finished



Eagle Farm QLD --Professional-2026-05-06

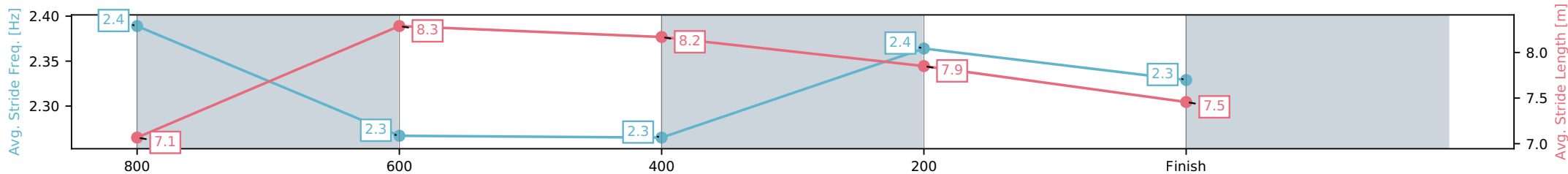
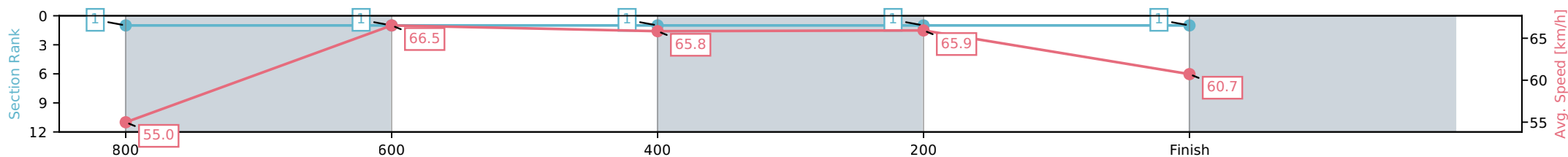
Race 2: XXXX SIDELINE BEER GARDEN BOOK NOW QTIS
Three-Year-Old Maiden Plate - 1000m



06 May 2026 - 12:30PM

Track Rating: Soft 5, Weather: Fine, Rail Position: +12m Entire Circuit

Section	L1000	L800	L600	L400	L200
Section Times	0:57.90 (0:13.43)	0:44.47 [1] (0:10.79)	0:33.68 [1] (0:10.85)	0:22.83 [1] (0:10.93)	0:11.90 [1] (0:11.90)
Average Speed [km/h]	55.0	66.5	65.8	65.9	60.7
Top Speed [km/h]	68.4	68.4	66.8	66.9	64.8
Avg. Dist. to Rail [m]	3.7	1.0	1.6	0.4	1.1
Avg. Stride Freq. [Hz]	2.4	2.3	2.3	2.4	2.3
Avg. Stride Length [m]	7.1	8.3	8.2	7.9	7.5



- [] Ranking at each section and finish
- :-:- No data available at this section
- NA No data available

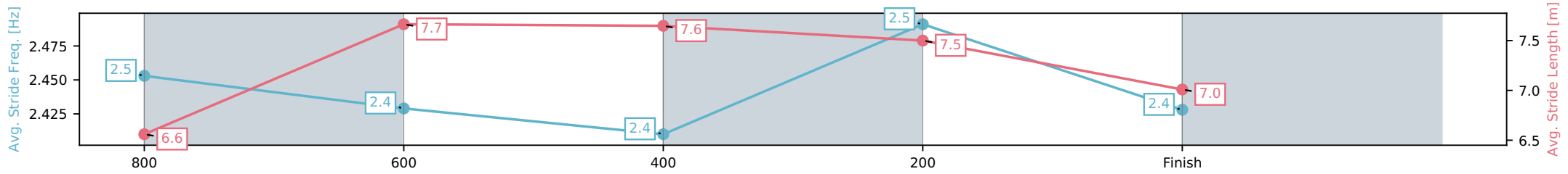
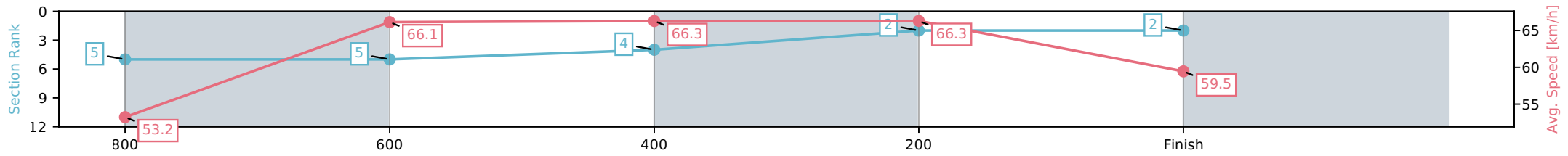
Horse/Jockey Name	Lady Milan/Daniel Moor
Finish Rank	2
Fastest Section Time (Section)	0:10.87 (400-200)
Top Speed [km/h] (Section)	67.6 (600-400)
Race State	Finished



Eagle Farm QLD --Professional-2026-05-06
 Race 2: XXXX SIDELINE BEER GARDEN BOOK NOW QTIS
 Three-Year-Old Maiden Plate - 1000m
 06 May 2026 - 12:30PM
 Track Rating: Soft 5, Weather: Fine, Rail Position: +12m Entire Circuit



Section	L1000	L800	L600	L400	L200
Section Times	0:58.69 (0:13.76)	0:44.93 [5] (0:10.93)	0:34.00 [4] (0:10.89)	0:23.11 [2] (0:10.87)	0:12.24 [2] (0:12.24)
Average Speed [km/h]	53.2	66.1	66.3	66.3	59.5
Top Speed [km/h]	66.4	66.7	67.6	67.4	63.8
Avg. Dist. to Rail [m]	1.5	1.1	0.7	0.8	1.0
Avg. Stride Freq. [Hz]	2.5	2.4	2.4	2.5	2.4
Avg. Stride Length [m]	6.6	7.7	7.6	7.5	7.0



[] Ranking at each section and finish
 -:-:- No data available at this section
 NA No data available

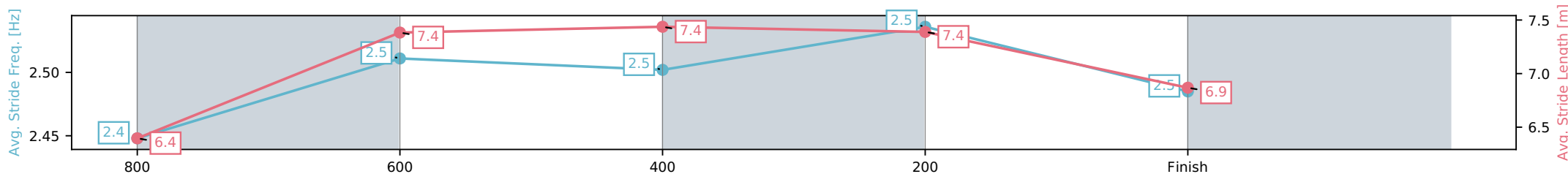
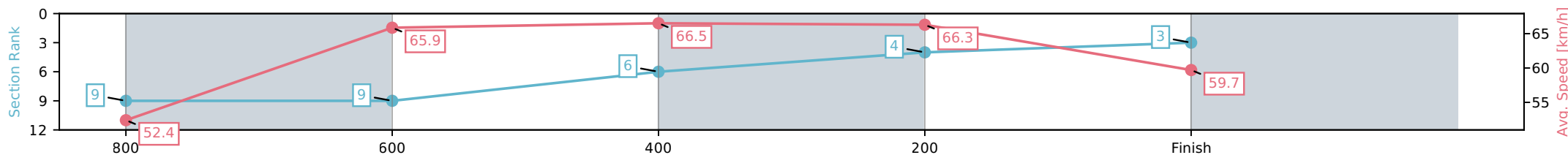
Horse/Jockey Name	Magic Invader/Benjamin Osmond
Finish Rank	3
Fastest Section Time (Section)	0:10.80 (600-400)
Top Speed [km/h] (Section)	67.8 (600-400)
Race State	Finished



Eagle Farm QLD --Professional-2026-05-06
 Race 2: XXXX SIDELINE BEER GARDEN BOOK NOW QTIS
 Three-Year-Old Maiden Plate - 1000m
 06 May 2026 - 12:30PM
 Track Rating: Soft 5, Weather: Fine, Rail Position: +12m Entire Circuit



Section	L1000	L800	L600	L400	L200
Section Times	0:58.84 (0:14.04)	0:44.80 [9] (0:10.95)	0:33.86 [6] (0:10.80)	0:23.05 [4] (0:10.86)	0:12.19 [3] (0:12.19)
Average Speed [km/h]	52.4	65.9	66.5	66.3	59.7
Top Speed [km/h]	66.9	67.3	67.8	67.7	64.0
Avg. Dist. to Rail [m]	2.5	1.2	0.9	2.3	3.3
Avg. Stride Freq. [Hz]	2.4	2.5	2.5	2.5	2.5
Avg. Stride Length [m]	6.4	7.4	7.4	7.4	6.9



- [] Ranking at each section and finish
- :-:- No data available at this section
- NA No data available

Horse/Jockey Name	Argentum Rock/Chelsea Baker
Finish Rank	4
Fastest Section Time (Section)	0:11.07 (800-600)
Top Speed [km/h] (Section)	68.1 (800-600)
Race State	Finished



Eagle Farm QLD --Professional-2026-05-06

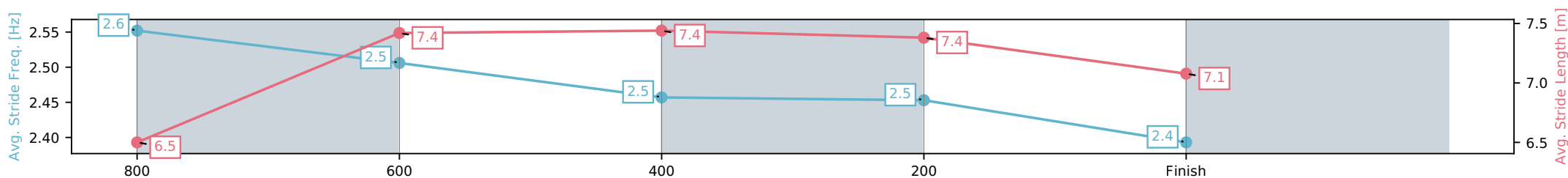
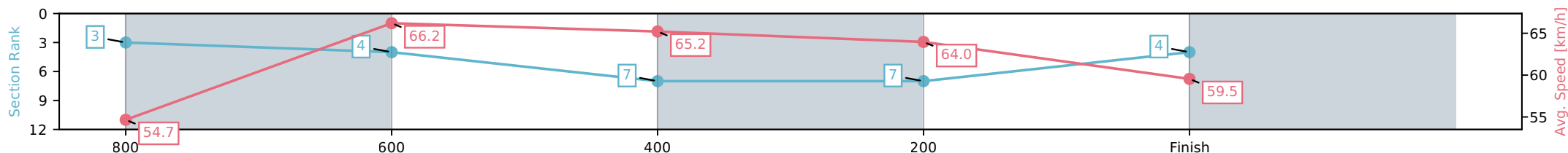
Race 2: XXXX SIDELINE BEER GARDEN BOOK NOW QTIS
Three-Year-Old Maiden Plate - 1000m



06 May 2026 - 12:30PM

Track Rating: Soft 5, Weather: Fine, Rail Position: +12m Entire Circuit

Section	L1000	L800	L600	L400	L200
Section Times	0:59.11 (0:13.59)	0:45.52 [4] (0:11.07)	0:34.45 [7] (0:11.14)	0:23.31 [7] (0:11.27)	0:12.04 [4] (0:12.04)
Average Speed [km/h]	54.7	66.2	65.2	64.0	59.5
Top Speed [km/h]	68.0	68.1	66.5	65.1	62.3
Avg. Dist. to Rail [m]	6.0	4.2	2.1	6.4	7.8
Avg. Stride Freq. [Hz]	2.6	2.5	2.5	2.5	2.4
Avg. Stride Length [m]	6.5	7.4	7.4	7.4	7.1



- [] Ranking at each section and finish
- :-:- No data available at this section
- NA No data available

Horse/Jockey Name	Pierata's Spirit/Ryan Maloney
Finish Rank	5
Fastest Section Time (Section)	0:10.76 (600-400)
Top Speed [km/h] (Section)	67.7 (1000 - 800)
Race State	Finished



Eagle Farm QLD --Professional-2026-05-06

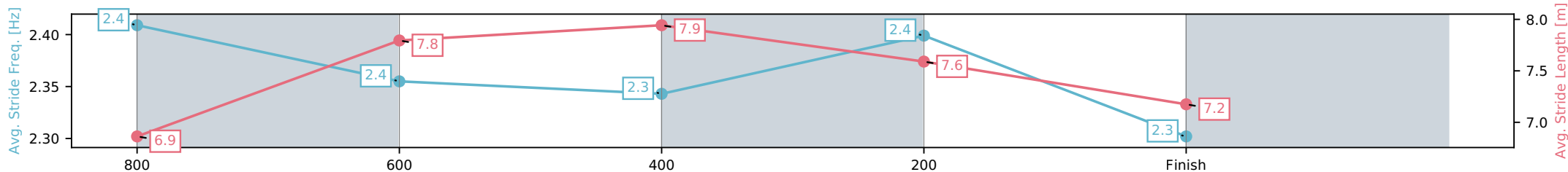
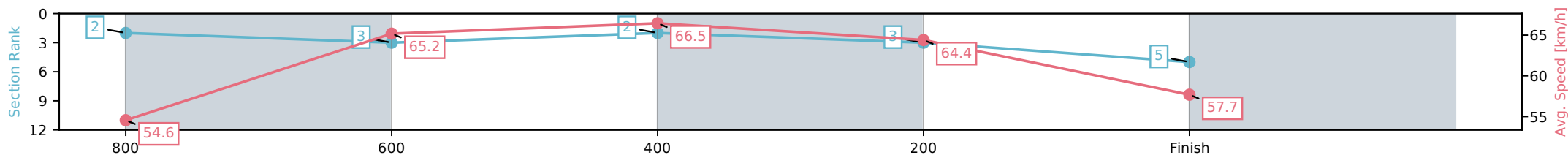
Race 2: XXXX SIDELINE BEER GARDEN BOOK NOW QTIS
Three-Year-Old Maiden Plate - 1000m



06 May 2026 - 12:30PM

Track Rating: Soft 5, Weather: Fine, Rail Position: +12m Entire Circuit

Section	L1000	L800	L600	L400	L200
Section Times	0:59.12 (0:13.47)	0:45.65 [3] (0:11.13)	0:34.52 [2] (0:10.76)	0:23.76 [3] (0:11.20)	0:12.56 [5] (0:12.56)
Average Speed [km/h]	54.6	65.2	66.5	64.4	57.7
Top Speed [km/h]	67.7	67.0	67.1	66.2	62.1
Avg. Dist. to Rail [m]	1.2	1.7	1.1	0.9	1.3
Avg. Stride Freq. [Hz]	2.4	2.4	2.3	2.4	2.3
Avg. Stride Length [m]	6.9	7.8	7.9	7.6	7.2



- [] Ranking at each section and finish
- :-:- No data available at this section
- NA No data available

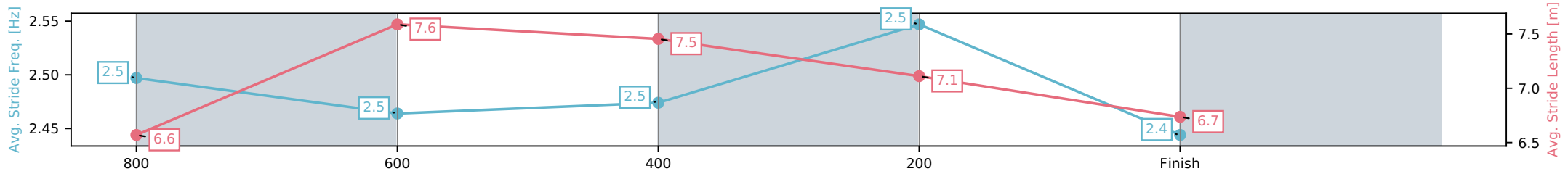
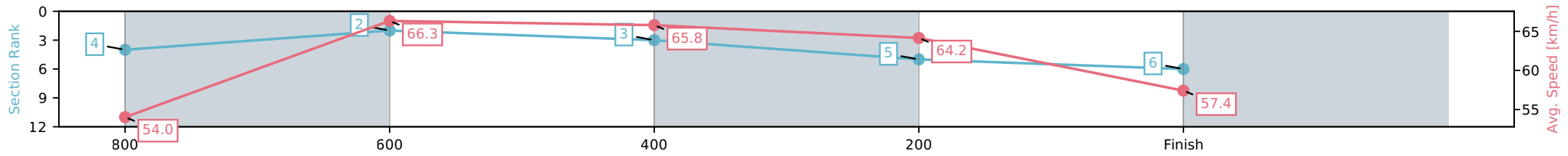
Horse/Jockey Name	Gossamer Glow/Angela Jones
Finish Rank	6
Fastest Section Time (Section)	0:10.92 (800-600)
Top Speed [km/h] (Section)	68.8 (800-600)
Race State	Finished



Eagle Farm QLD --Professional-2026-05-06
 Race 2: XXXX SIDELINE BEER GARDEN BOOK NOW QTIS
 Three-Year-Old Maiden Plate - 1000m
 06 May 2026 - 12:30PM
 Track Rating: Soft 5, Weather: Fine, Rail Position: +12m Entire Circuit



Section	L1000	L800	L600	L400	L200
Section Times	0:59.22 (0:13.63)	0:45.59 [2] (0:10.92)	0:34.68 [3] (0:10.96)	0:23.72 [5] (0:11.23)	0:12.49 [6] (0:12.49)
Average Speed [km/h]	54.0	66.3	65.8	64.2	57.4
Top Speed [km/h]	68.5	68.8	66.3	66.6	62.3
Avg. Dist. to Rail [m]	1.7	1.4	0.5	3.8	8.1
Avg. Stride Freq. [Hz]	2.5	2.5	2.5	2.5	2.4
Avg. Stride Length [m]	6.6	7.6	7.5	7.1	6.7



[] Ranking at each section and finish
 -:-:- No data available at this section
 NA No data available

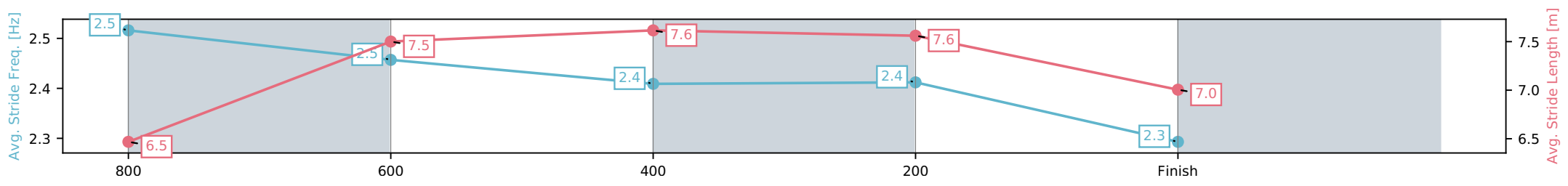
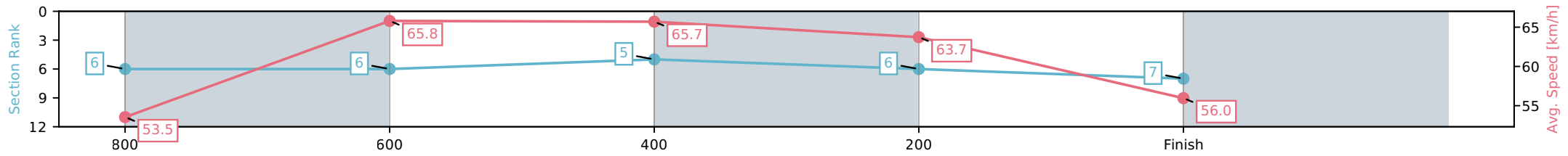
Horse/Jockey Name	Duchess Difficult/Jag Guthmann-Chester
Finish Rank	7
Fastest Section Time (Section)	0:10.82 (600-400)
Top Speed [km/h] (Section)	67.5 (600-400)
Race State	Finished



Eagle Farm QLD --Professional-2026-05-06
 Race 2: XXXX SIDELINE BEER GARDEN BOOK NOW QTIS
 Three-Year-Old Maiden Plate - 1000m
 06 May 2026 - 12:30PM
 Track Rating: Soft 5, Weather: Fine, Rail Position: +12m Entire Circuit



Section	L1000	L800	L600	L400	L200
Section Times	0:59.77 (0:13.81)	0:45.96 [6] (0:11.01)	0:34.94 [5] (0:10.82)	0:24.13 [6] (0:11.30)	0:12.83 [7] (0:12.83)
Average Speed [km/h]	53.5	65.8	65.7	63.7	56.0
Top Speed [km/h]	65.0	66.4	67.5	66.1	61.1
Avg. Dist. to Rail [m]	3.6	1.6	2.7	2.4	5.9
Avg. Stride Freq. [Hz]	2.5	2.5	2.4	2.4	2.3
Avg. Stride Length [m]	6.5	7.5	7.6	7.6	7.0



[] Ranking at each section and finish
 -.-.- No data available at this section
 NA No data available

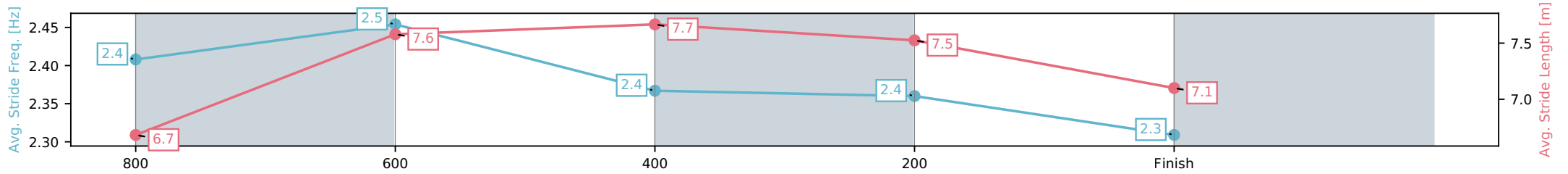
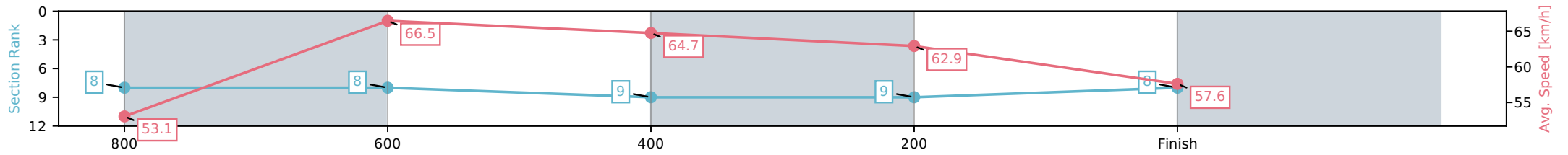
Horse/Jockey Name	You Drive Me Crazy/Nathan Thomas
Finish Rank	8
Fastest Section Time (Section)	0:10.96 (800-600)
Top Speed [km/h] (Section)	68.4 (800-600)
Race State	Finished



Eagle Farm QLD --Professional-2026-05-06
 Race 2: XXXX SIDELINE BEER GARDEN BOOK NOW QTIS
 Three-Year-Old Maiden Plate - 1000m
 06 May 2026 - 12:30PM
 Track Rating: Soft 5, Weather: Fine, Rail Position: +12m Entire Circuit



Section	L1000	L800	L600	L400	L200
Section Times	1:00.14 (0:14.01)	0:46.13 [8] (0:10.96)	0:35.17 [9] (0:11.13)	0:24.03 [9] (0:11.46)	0:12.57 [8] (0:12.57)
Average Speed [km/h]	53.1	66.5	64.7	62.9	57.6
Top Speed [km/h]	65.8	68.4	65.5	65.0	61.2
Avg. Dist. to Rail [m]	7.2	2.9	0.5	1.8	3.3
Avg. Stride Freq. [Hz]	2.4	2.5	2.4	2.4	2.3
Avg. Stride Length [m]	6.7	7.6	7.7	7.5	7.1



[] Ranking at each section and finish
 -:-:- No data available at this section
 NA No data available

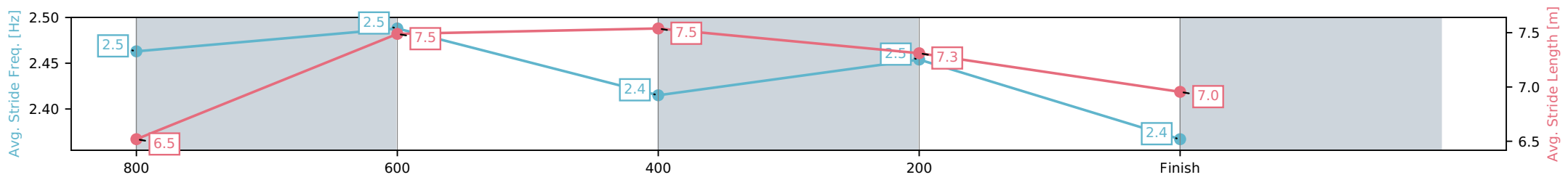
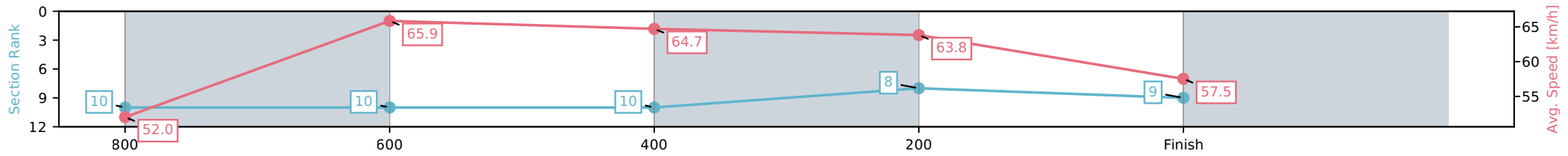
Horse/Jockey Name	Bellazu/Dale Smith
Finish Rank	9
Fastest Section Time (Section)	0:10.98 (800-600)
Top Speed [km/h] (Section)	67.3 (800-600)
Race State	Finished



Eagle Farm QLD --Professional-2026-05-06
 Race 2: XXXX SIDELINE BEER GARDEN BOOK NOW QTIS
 Three-Year-Old Maiden Plate - 1000m
 06 May 2026 - 12:30PM
 Track Rating: Soft 5, Weather: Fine, Rail Position: +12m Entire Circuit



Section	L1000	L800	L600	L400	L200
Section Times	1:00.15 (0:14.19)	0:45.96 [10] (0:10.98)	0:34.98 [10] (0:11.00)	0:23.98 [8] (0:11.28)	0:12.70 [9] (0:12.70)
Average Speed [km/h]	52.0	65.9	64.7	63.8	57.5
Top Speed [km/h]	66.7	67.3	66.5	66.6	62.0
Avg. Dist. to Rail [m]	4.5	1.2	2.3	0.8	0.4
Avg. Stride Freq. [Hz]	2.5	2.5	2.4	2.5	2.4
Avg. Stride Length [m]	6.5	7.5	7.5	7.3	7.0



[] Ranking at each section and finish
 -:-:- No data available at this section
 NA No data available

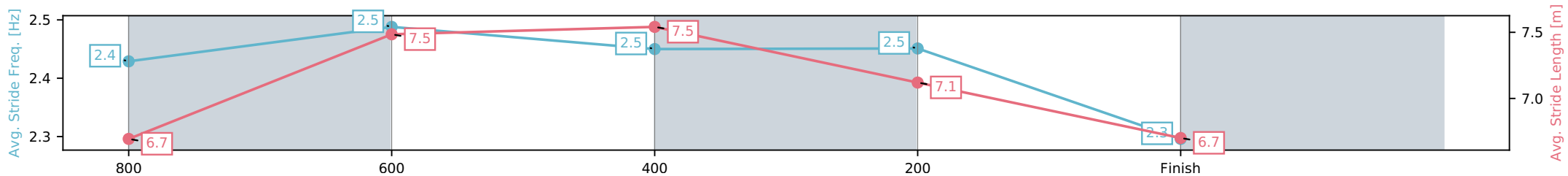
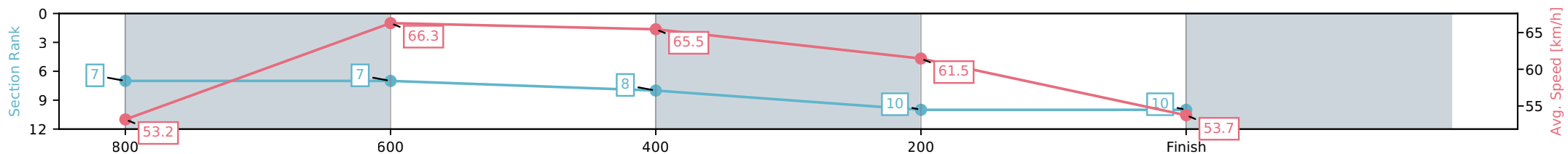
Horse/Jockey Name	Youmeanddupre/Courtney Bellamy
Finish Rank	10
Fastest Section Time (Section)	0:10.94 (800-600)
Top Speed [km/h] (Section)	67.4 (800-600)
Race State	Finished



Eagle Farm QLD --Professional-2026-05-06
 Race 2: XXXX SIDELINE BEER GARDEN BOOK NOW QTIS
 Three-Year-Old Maiden Plate - 1000m
 06 May 2026 - 12:30PM
 Track Rating: Soft 5, Weather: Fine, Rail Position: +12m Entire Circuit



Section	L1000	L800	L600	L400	L200
Section Times	1:01.10 (0:13.90)	0:47.20 [7] (0:10.94)	0:36.26 [8] (0:11.08)	0:25.18 [10] (0:11.72)	0:13.46 [10] (0:13.46)
Average Speed [km/h]	53.2	66.3	65.5	61.5	53.7
Top Speed [km/h]	65.6	67.4	66.3	63.3	57.5
Avg. Dist. to Rail [m]	4.5	1.8	1.5	4.9	4.6
Avg. Stride Freq. [Hz]	2.4	2.5	2.5	2.5	2.3
Avg. Stride Length [m]	6.7	7.5	7.5	7.1	6.7



- [] Ranking at each section and finish
- :-:- No data available at this section
- NA No data available



Eagle Farm QLD

Race 3: STRADBROKE SEASON ON SALE NOW Maiden Plate - 1400m

06 May 2026 - 1:04PM

Track Rating: Soft 5, Weather: Fine, Rail Position: +12m Entire Circuit



BRISBANE RACING CLUB

Field Times	1:24.97	1:11.49	0:59.93	0:47.84	0:35.70	0:23.70	0:12.26
(Race Tempo)	(0:13.48)	(0:11.56)	(0:12.09)	(0:12.14)	(0:12.00)	(0:11.44)	(0:12.26)

Rank	TAB#	Horse	Overall Time	First 400m	Top Speed km/h (Section)	L1400	L1200	L1000	L800	L600	L400	L200
	(BAR#)	Jockey	Margin (DT-W)	Last 600m	Fastest Section (Time)	Start - 1200	1200 - 1000	1000 - 800	800 - 600	600 - 400	400 - 200	200 - Finish
1	5	Swing State	1:24.97	0:25.22	65.0 (400-200)	1:24.97	1:11.30 [3]	0:59.75 [3]	0:47.59 [3]	0:35.43 [2]	0:23.45 [4]	0:12.19 [4]
	(2)	Jag Guthmann-Chester		0:35.42	400-200 (0:11.26)	(0:13.67)	(0:11.55)	(0:12.16)	(0:12.16)	(0:11.97)	(0:11.26)	(0:12.19)
2	3	Bon Vader	1:25.01	0:25.09	65.4 (1400 - 1200)	1:25.01	1:11.45 [2]	0:59.92 [2]	0:47.67 [2]	0:35.40 [3]	0:23.64 [2]	0:12.28 [2]
	(10)	Ryan Maloney	0.2L (+11)	0:35.40	400-200 (0:11.35)	(0:13.56)	(0:11.53)	(0:12.24)	(0:12.27)	(0:11.77)	(0:11.35)	(0:12.28)
3	8	Saturdays Girl	1:25.16	0:25.81	66.1 (400-200)	1:25.16	1:10.91 [10]	0:59.35 [8]	0:47.13 [9]	0:35.20 [8]	0:23.37 [8]	0:12.32 [5]
	(6)	Kyle Wilson-Taylor	1.1L (-1)	0:35.20	400-200 (0:11.05)	(0:14.25)	(0:11.56)	(0:12.22)	(0:11.93)	(0:11.83)	(0:11.05)	(0:12.32)
4	14	Golden Eyes	1:25.32	0:25.88	65.2 (400-200)	1:25.32	1:11.10 [9]	0:59.43 [10]	0:47.10 [11]	0:35.02 [11]	0:23.41 [11]	0:12.19 [8]
	(9)	Taylor Marshall	2.1L (+0)	0:35.02	400-200 (0:11.22)	(0:14.22)	(0:11.66)	(0:12.33)	(0:12.08)	(0:11.61)	(0:11.22)	(0:12.19)
5	11	Uncommon Daisy	1:25.44	0:25.39	65.9 (400-200)	1:25.44	1:11.70 [4]	1:00.05 [5]	0:47.66 [5]	0:35.67 [5]	0:23.96 [3]	0:12.73 [1]
	(4)	Ben Thompson	2.8L (-1)	0:35.66	400-200 (0:11.22)	(0:13.74)	(0:11.65)	(0:12.39)	(0:11.99)	(0:11.71)	(0:11.22)	(0:12.73)
6	1	Kojak	1:25.46	0:25.68	63.4 (400-200)	1:25.46	1:11.46 [7]	0:59.77 [6]	0:47.57 [6]	0:35.59 [6]	0:23.75 [7]	0:12.33 [7]
	(1)	Luke Dempsey	2.9L (+8)	0:35.59	400-200 (0:11.41)	(0:14.00)	(0:11.68)	(0:12.20)	(0:11.98)	(0:11.85)	(0:11.41)	(0:12.33)
7	4	Dust Cloud	1:25.46	0:25.04	65.4 (1400 - 1200)	1:25.46	1:11.98 [1]	1:00.42 [1]	0:48.33 [1]	0:36.19 [1]	0:24.19 [1]	0:12.72 [3]
	(8)	Angela Jones	2.9L (-5)	0:36.19	400-200 (0:11.47)	(0:13.48)	(0:11.56)	(0:12.09)	(0:12.14)	(0:12.00)	(0:11.47)	(0:12.72)
8	12	Wedding Vow	1:25.95	0:25.79	64.0 (1400 - 1200)	1:25.95	1:11.96 [6]	1:00.16 [7]	0:47.98 [8]	0:36.03 [7]	0:24.38 [6]	0:12.85 [6]
	(5)	Micheal Hellyer	5.8L (-2)	0:36.03	400-200 (0:11.53)	(0:13.99)	(0:11.80)	(0:12.18)	(0:11.94)	(0:11.65)	(0:11.53)	(0:12.85)
9	6	The Aviator	1:26.21	0:26.08	64.4 (1200-1000)	1:26.21	1:11.73 [11]	1:00.13 [11]	0:48.12 [10]	0:36.05 [10]	0:24.33 [10]	0:12.82 [9]
	(7)	Daniel Moor	7.3L (+0)	0:36.04	400-200 (0:11.51)	(0:14.48)	(0:11.60)	(0:12.00)	(0:12.08)	(0:11.71)	(0:11.51)	(0:12.82)
10	16	Woot Woot	1:26.40	0:25.33	64.8 (1400 - 1200)	1:26.40	1:12.66 [5]	1:01.07 [4]	0:48.79 [4]	0:36.72 [4]	0:24.85 [5]	0:13.00 [10]
	(3)	Emily Lang	8.4L (-1)	0:36.72	1200-1000 (0:11.59)	(0:13.74)	(0:11.59)	(0:12.27)	(0:12.07)	(0:11.87)	(0:11.85)	(0:13.00)

Scratched: Shaque D'amour (#2), Under Arrest (#7), Bassett's Choice (#9), Tassorati (#10), Power And War (#15), Uniquely Famous (#17)

Report Created: Wed 06 May 2026

(Note: Races are conducted over an approximate distance as close as possible to the advertised distance, and recorded data may vary accordingly. Official times refer to race times only and do not include handicap times.)

[] Position in running at each section and finish TAB# Saddle cloth number

-:--:-- No data available at this section

NA No data available

DNT Did not track

BAR# Barrier/Gate Position

DNF Did not finish

DT-W Distance travelled compared to winner in metres

[] Fastest split

[█] Fastest section



Eagle Farm QLD

Race 3: STRADBROKE SEASON ON SALE NOW Maiden Plate - 1400m

06 May 2026 - 1:04PM

Track Rating: Soft 5, Weather: Fine, Rail Position: +12m Entire Circuit



BRISBANE
RACING CLUB

Field Times
(Race Tempo) 1:24.97 1:11.49 0:59.93 0:47.84 0:35.70 0:23.70 0:12.26
(0:13.48) (0:11.56) (0:12.09) (0:12.14) (0:12.00) (0:11.44) (0:12.26)

Rank	TAB#	Horse	Overall Time	First 400m	Top Speed km/h (Section)	L1400	L1200	L1000	L800	L600	L400	L200	
	(BAR#)	Jockey	Margin (DT-W)	Last 600m	Fastest Section (Time)	Start - 1200	1200 - 1000	1000 - 800	800 - 600	600 - 400	400 - 200	200 - Finish	
11	13	Justa Barty	1:26.97	0:25.83	64.5 (1200-1000)	1:26.97	1:12.84 [8]	1:01.14 [9]	0:49.01 [7]	0:36.93 [9]	0:25.12 [9]	0:13.34 [11]	
	(11)	Michael Rodd	11.7L (+3)	0:36.92	1200-1000 (0:11.71)	(0:14.12)	(0:11.71)	(0:12.12)	(0:12.09)	(0:11.80)	(0:11.78)	(0:13.34)	

Scratched: Shaque D'amour (#2), Under Arrest (#7), Bassett's Choice (#9), Tassorati (#10), Power And War (#15), Uniquely Famous (#17)

Report Created: Wed 06 May 2026

(Note: Races are conducted over an approximate distance as close as possible to the advertised distance, and recorded data may vary accordingly. Official times refer to race times only and do not include handicap times.)

[] Position in running at each section and finish TAB# Saddle cloth number

-:--:-- No data available at this section

NA No data available

DNT Did not track

BAR# Barrier/Gate Position

DNF Did not finish

DT-W Distance travelled compared to winner in metres

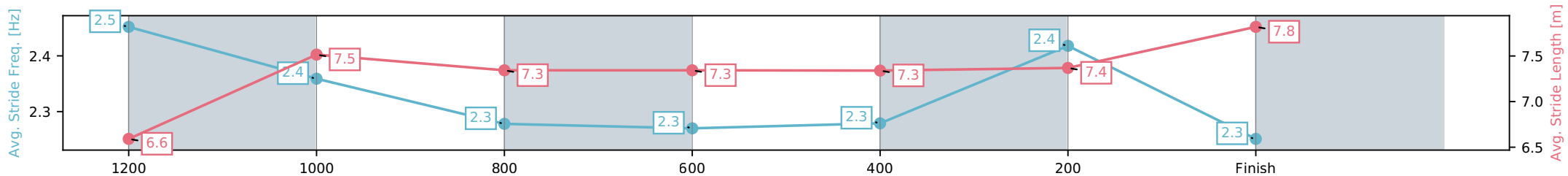
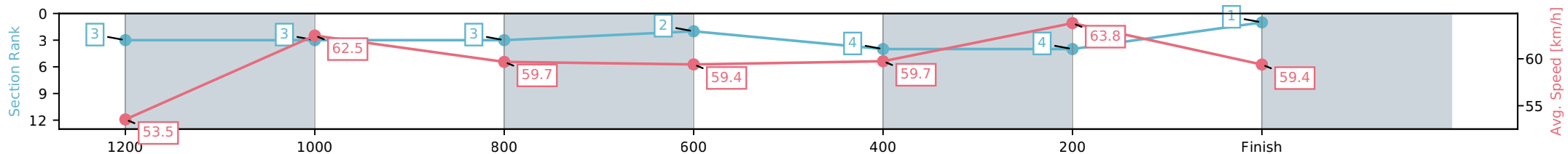
Fastest split

Fastest section

Horse/Jockey Name	Swing State/Jag Guthmann-Chester
Finish Rank	1
Fastest Section Time (Section)	0:11.26 (400-200)
Top Speed [km/h] (Section)	65.0 (400-200)
Race State	Finished



Section	L1400	L1200	L1000	L800	L600	L400	L200
Section Times	1:24.97 (0:13.67)	1:11.30 [3] (0:11.55)	0:59.75 [3] (0:12.16)	0:47.59 [2] (0:12.16)	0:35.43 [4] (0:11.97)	0:23.45 [4] (0:11.26)	0:12.19 [1] (0:12.19)
Average Speed [km/h]	53.5	62.5	59.7	59.4	59.7	63.8	59.4
Top Speed [km/h]	64.3	65.0	60.4	59.9	61.9	65.0	62.3
Avg. Dist. to Rail [m]	2.1	1.5	1.7	0.8	1.3	0.3	1.5
Avg. Stride Freq. [Hz]	2.5	2.4	2.3	2.3	2.3	2.4	2.3
Avg. Stride Length [m]	6.6	7.5	7.3	7.3	7.3	7.4	7.8

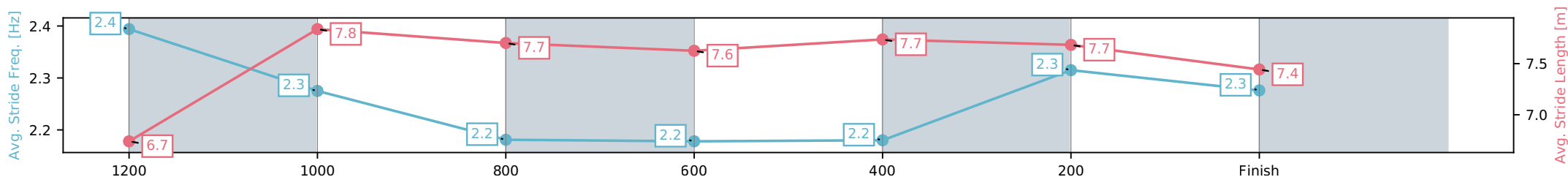
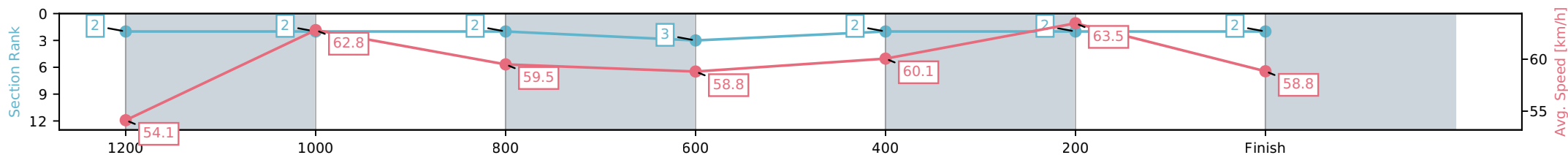


- [] Ranking at each section and finish
- :-:- No data available at this section
- NA No data available

Horse/Jockey Name	Bon Vader/Ryan Maloney
Finish Rank	2
Fastest Section Time (Section)	0:11.35 (400-200)
Top Speed [km/h] (Section)	65.4 (1400 - 1200)
Race State	Finished



Section	L1400	L1200	L1000	L800	L600	L400	L200
Section Times	1:25.01 (0:13.56)	1:11.45 [2] (0:11.53)	0:59.92 [2] (0:12.24)	0:47.67 [3] (0:12.27)	0:35.40 [2] (0:11.77)	0:23.64 [2] (0:11.35)	0:12.28 [2] (0:12.28)
Average Speed [km/h]	54.1	62.8	59.5	58.8	60.1	63.5	58.8
Top Speed [km/h]	65.4	65.4	60.0	59.4	61.8	64.4	62.9
Avg. Dist. to Rail [m]	5.9	4.5	2.4	1.1	3.7	2.8	0.5
Avg. Stride Freq. [Hz]	2.4	2.3	2.2	2.2	2.2	2.3	2.3
Avg. Stride Length [m]	6.7	7.8	7.7	7.6	7.7	7.7	7.4

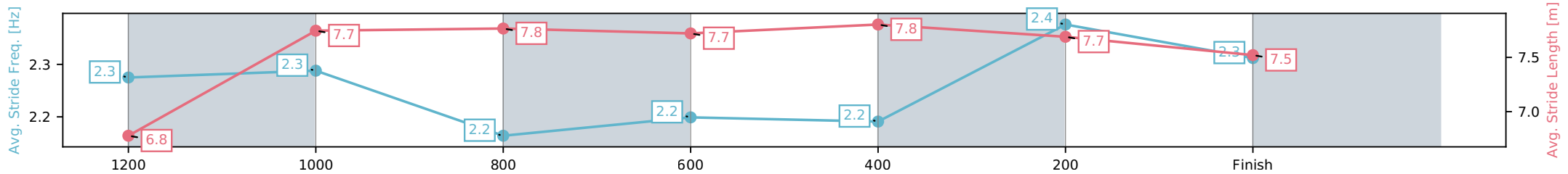
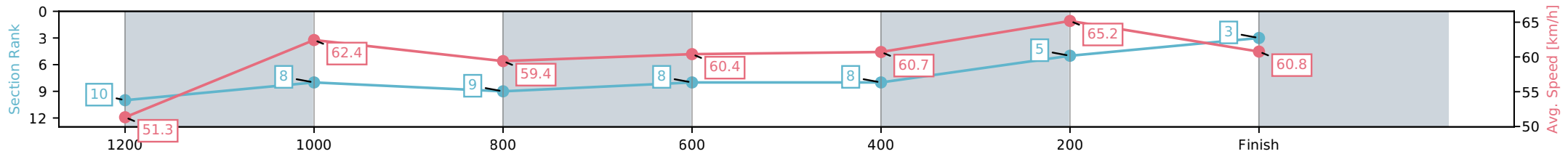


- [] Ranking at each section and finish
- :-:- No data available at this section
- NA No data available

Horse/Jockey Name	Saturdays Girl/Kyle Wilson-Taylor
Finish Rank	3
Fastest Section Time (Section)	0:11.05 (400-200)
Top Speed [km/h] (Section)	66.1 (400-200)
Race State	Finished



Section	L1400	L1200	L1000	L800	L600	L400	L200
Section Times	1:25.16 (0:14.25)	1:10.91 [8] (0:11.56)	0:59.35 [9] (0:12.22)	0:47.13 [8] (0:11.93)	0:35.20 [8] (0:11.83)	0:23.37 [5] (0:11.05)	0:12.32 [3] (0:12.32)
Average Speed [km/h]	51.3	62.4	59.4	60.4	60.7	65.2	60.8
Top Speed [km/h]	64.2	64.8	59.9	61.0	62.5	66.1	64.3
Avg. Dist. to Rail [m]	4.3	1.9	1.5	0.6	0.7	1.0	1.1
Avg. Stride Freq. [Hz]	2.3	2.3	2.2	2.2	2.2	2.4	2.3
Avg. Stride Length [m]	6.8	7.7	7.8	7.7	7.8	7.7	7.5

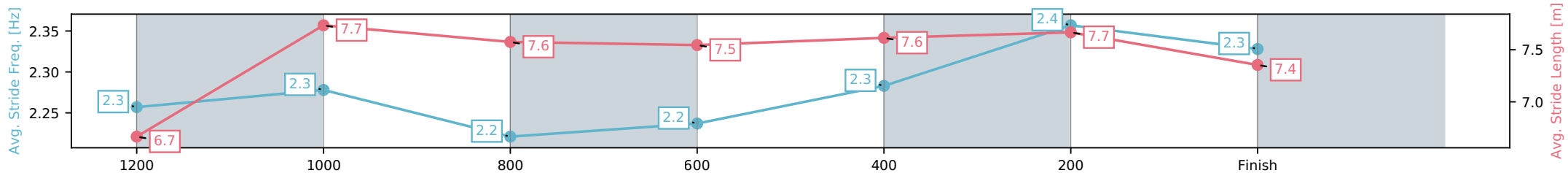
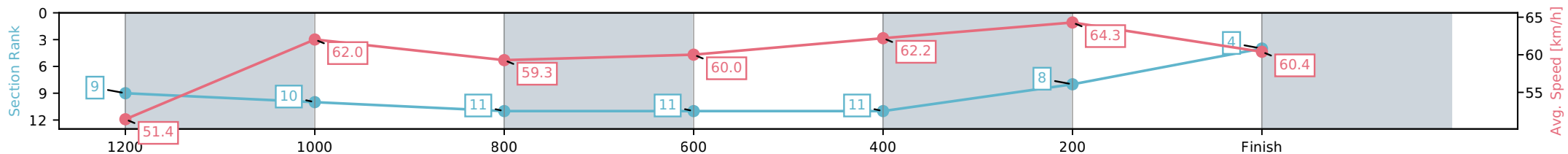


[] Ranking at each section and finish
 -:-:- No data available at this section
 NA No data available

Horse/Jockey Name	Golden Eyes/Taylor Marshall
Finish Rank	4
Fastest Section Time (Section)	0:11.22 (400-200)
Top Speed [km/h] (Section)	65.2 (400-200)
Race State	Finished



Section	L1400	L1200	L1000	L800	L600	L400	L200
Section Times	1:25.32 (0:14.22)	1:11.10 [10] (0:11.66)	0:59.43 [11] (0:12.33)	0:47.10 [11] (0:12.08)	0:35.02 [11] (0:11.61)	0:23.41 [8] (0:11.22)	0:12.19 [4] (0:12.19)
Average Speed [km/h]	51.4	62.0	59.3	60.0	62.2	64.3	60.4
Top Speed [km/h]	64.1	64.6	60.0	61.2	64.2	65.2	62.8
Avg. Dist. to Rail [m]	6.3	3.4	3.1	1.7	1.0	3.4	7.0
Avg. Stride Freq. [Hz]	2.3	2.3	2.2	2.2	2.3	2.4	2.3
Avg. Stride Length [m]	6.7	7.7	7.6	7.5	7.6	7.7	7.4

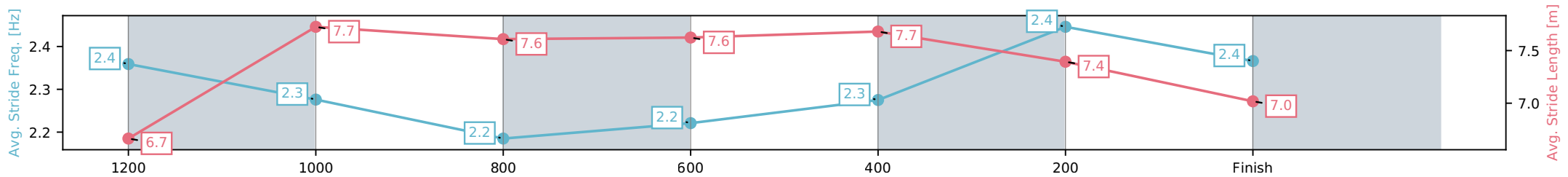
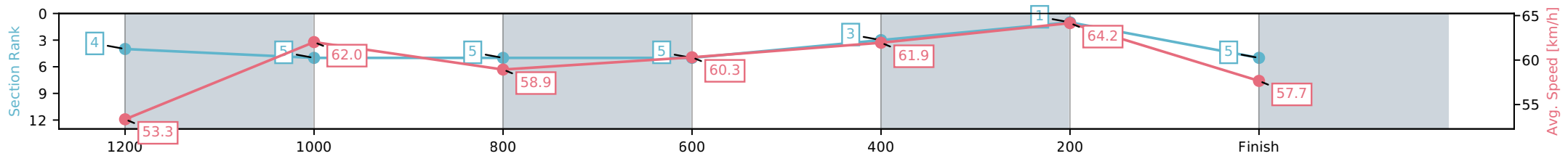


- [] Ranking at each section and finish
- :-:- No data available at this section
- NA No data available

Horse/Jockey Name	Uncommon Daisy/Ben Thompson
Finish Rank	5
Fastest Section Time (Section)	0:11.22 (400-200)
Top Speed [km/h] (Section)	65.9 (400-200)
Race State	Finished



Section	L1400	L1200	L1000	L800	L600	L400	L200
Section Times	1:25.44 (0:13.74)	1:11.70 [5] (0:11.65)	1:00.05 [5] (0:12.39)	0:47.66 [5] (0:11.99)	0:35.67 [3] (0:11.71)	0:23.96 [1] (0:11.22)	0:12.73 [5] (0:12.73)
Average Speed [km/h]	53.3	62.0	58.9	60.3	61.9	64.2	57.7
Top Speed [km/h]	63.3	63.1	60.2	61.5	64.0	65.9	63.0
Avg. Dist. to Rail [m]	4.4	3.6	2.7	1.1	1.7	5.4	5.4
Avg. Stride Freq. [Hz]	2.4	2.3	2.2	2.2	2.3	2.4	2.4
Avg. Stride Length [m]	6.7	7.7	7.6	7.6	7.7	7.4	7.0

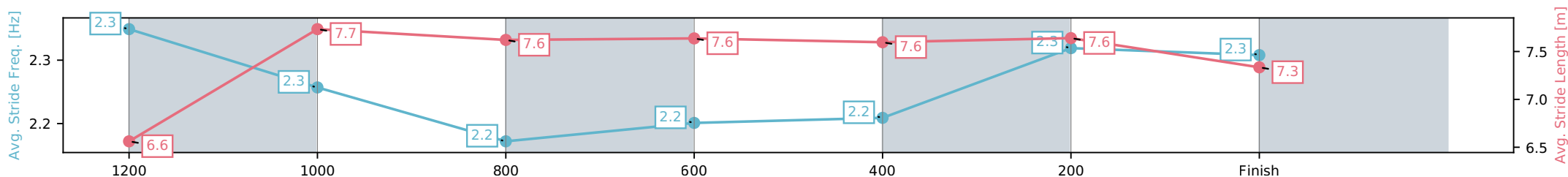
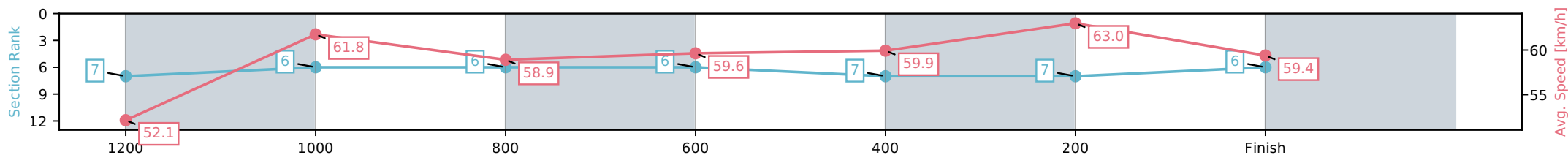


[] Ranking at each section and finish
 -:-:- No data available at this section
 NA No data available

Horse/Jockey Name	Kojak/Luke Dempsey
Finish Rank	6
Fastest Section Time (Section)	0:11.41 (400-200)
Top Speed [km/h] (Section)	63.4 (400-200)
Race State	Finished



Section	L1400	L1200	L1000	L800	L600	L400	L200
Section Times	1:25.46 (0:14.00)	1:11.46 [6] (0:11.68)	0:59.77 [6] (0:12.20)	0:47.57 [6] (0:11.98)	0:35.59 [7] (0:11.85)	0:23.75 [7] (0:11.41)	0:12.33 [6] (0:12.33)
Average Speed [km/h]	52.1	61.8	58.9	59.6	59.9	63.0	59.4
Top Speed [km/h]	62.5	63.1	59.7	60.7	61.6	63.4	62.2
Avg. Dist. to Rail [m]	1.2	1.3	0.5	1.5	2.9	1.5	0.5
Avg. Stride Freq. [Hz]	2.3	2.3	2.2	2.2	2.2	2.3	2.3
Avg. Stride Length [m]	6.6	7.7	7.6	7.6	7.6	7.6	7.3

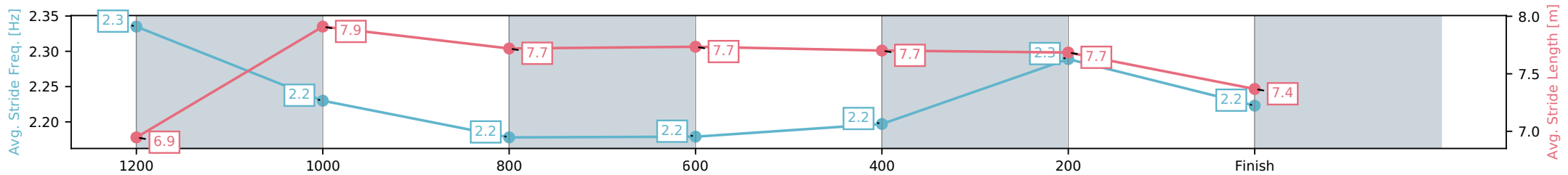
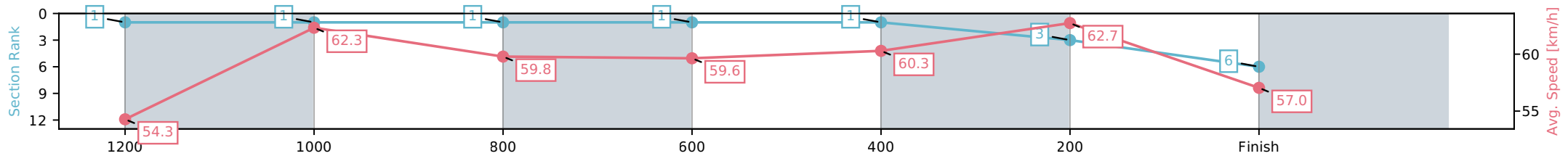


- [] Ranking at each section and finish
- :-:- No data available at this section
- NA No data available

Horse/Jockey Name	Dust Cloud/Angela Jones
Finish Rank	7
Fastest Section Time (Section)	0:11.47 (400-200)
Top Speed [km/h] (Section)	65.4 (1400 - 1200)
Race State	Finished



Section	L1400	L1200	L1000	L800	L600	L400	L200
Section Times	1:25.46 (0:13.48)	1:11.98 [1] (0:11.56)	1:00.42 [1] (0:12.09)	0:48.33 [1] (0:12.14)	0:36.19 [1] (0:12.00)	0:24.19 [3] (0:11.47)	0:12.72 [6] (0:12.72)
Average Speed [km/h]	54.3	62.3	59.8	59.6	60.3	62.7	57.0
Top Speed [km/h]	65.4	64.8	60.8	60.6	62.3	63.3	61.2
Avg. Dist. to Rail [m]	4.9	1.0	0.8	1.4	0.9	1.5	3.2
Avg. Stride Freq. [Hz]	2.3	2.2	2.2	2.2	2.2	2.3	2.2
Avg. Stride Length [m]	6.9	7.9	7.7	7.7	7.7	7.7	7.4



[] Ranking at each section and finish
 -:-:- No data available at this section
 NA No data available

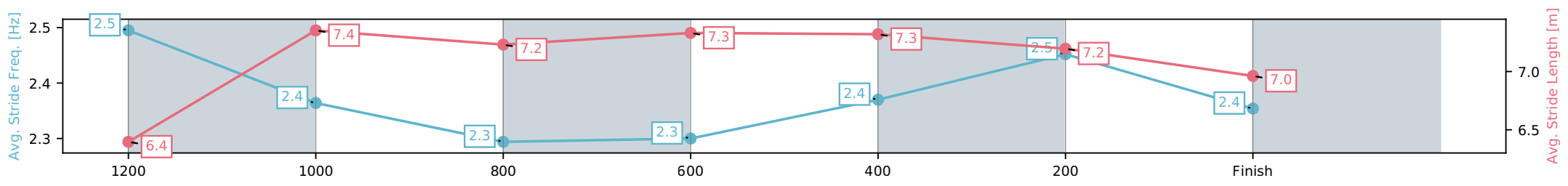
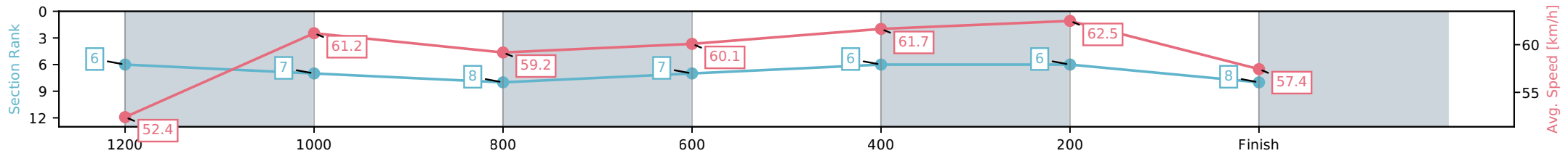
Horse/Jockey Name	Wedding Vow/Micheal Hellyer
Finish Rank	8
Fastest Section Time (Section)	0:11.53 (400-200)
Top Speed [km/h] (Section)	64.0 (1400 - 1200)
Race State	Finished



Eagle Farm QLD --Professional-2026-05-06
 Race 3: STRADBROKE SEASON ON SALE NOW Maiden
 Plate - 1400m
 06 May 2026 - 1:04PM
 Track Rating: Soft 5, Weather: Fine, Rail Position: +12m Entire Circuit



Section	L1400	L1200	L1000	L800	L600	L400	L200
Section Times	1:25.95 (0:13.99)	1:11.96 [7] (0:11.80)	1:00.16 [8] (0:12.18)	0:47.98 [7] (0:11.94)	0:36.03 [6] (0:11.65)	0:24.38 [6] (0:11.53)	0:12.85 [8] (0:12.85)
Average Speed [km/h]	52.4	61.2	59.2	60.1	61.7	62.5	57.4
Top Speed [km/h]	64.0	63.6	60.3	61.0	62.5	63.6	60.1
Avg. Dist. to Rail [m]	4.1	2.4	0.7	0.9	0.7	3.2	3.5
Avg. Stride Freq. [Hz]	2.5	2.4	2.3	2.3	2.4	2.5	2.4
Avg. Stride Length [m]	6.4	7.4	7.2	7.3	7.3	7.2	7.0

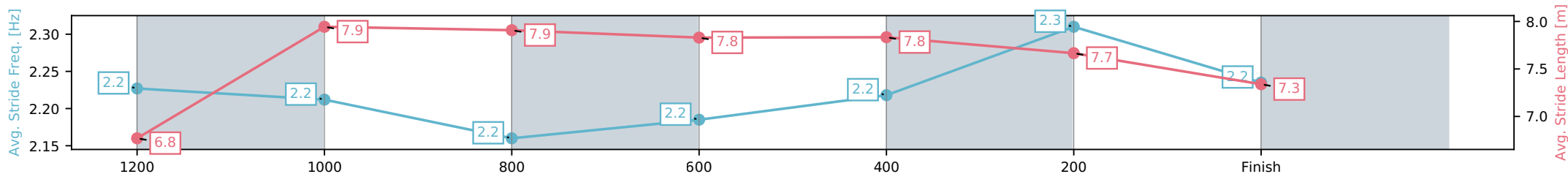
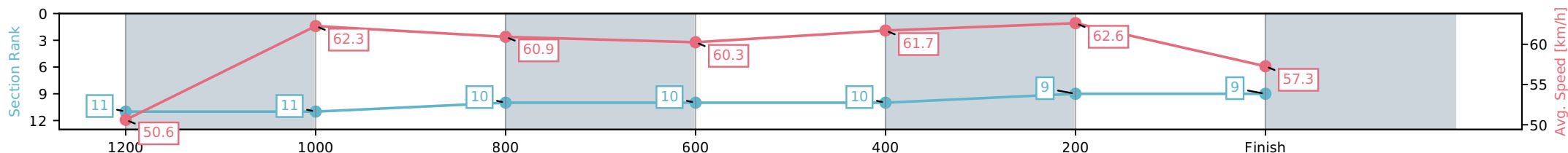


[] Ranking at each section and finish
 -:-:- No data available at this section
 NA No data available

Horse/Jockey Name	The Aviator/Daniel Moor
Finish Rank	9
Fastest Section Time (Section)	0:11.51 (400-200)
Top Speed [km/h] (Section)	64.4 (1200-1000)
Race State	Finished



Section	L1400	L1200	L1000	L800	L600	L400	L200
Section Times	1:26.21 (0:14.48)	1:11.73 [11] (0:11.60)	1:00.13 [10] (0:12.00)	0:48.12 [10] (0:12.08)	0:36.05 [10] (0:11.71)	0:24.33 [9] (0:11.51)	0:12.82 [9] (0:12.82)
Average Speed [km/h]	50.6	62.3	60.9	60.3	61.7	62.6	57.3
Top Speed [km/h]	63.5	64.4	62.1	61.4	63.1	63.4	60.3
Avg. Dist. to Rail [m]	5.0	2.7	3.5	2.3	0.9	3.0	4.9
Avg. Stride Freq. [Hz]	2.2	2.2	2.2	2.2	2.2	2.3	2.2
Avg. Stride Length [m]	6.8	7.9	7.9	7.8	7.8	7.7	7.3



- [] Ranking at each section and finish
- :-:- No data available at this section
- NA No data available

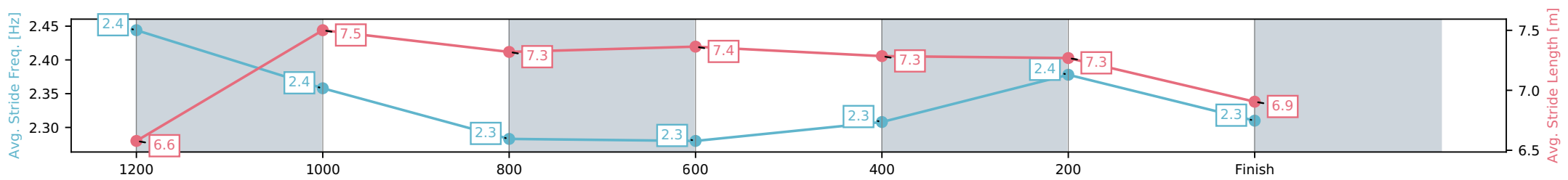
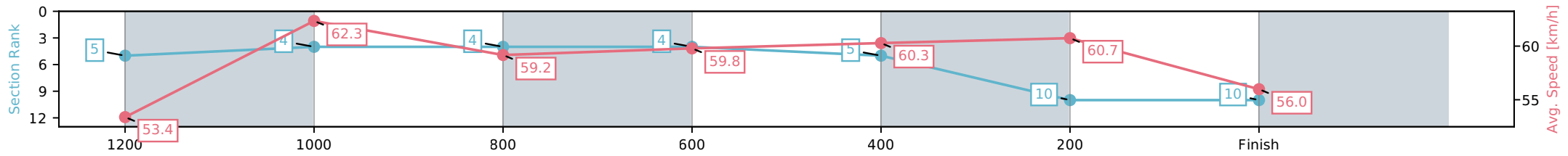
Horse/Jockey Name	Woot Woot/Emily Lang
Finish Rank	10
Fastest Section Time (Section)	0:11.59 (1200-1000)
Top Speed [km/h] (Section)	64.8 (1400 - 1200)
Race State	Finished



Eagle Farm QLD --Professional-2026-05-06
 Race 3: STRADBROKE SEASON ON SALE NOW Maiden Plate - 1400m
 06 May 2026 - 1:04PM
 Track Rating: Soft 5, Weather: Fine, Rail Position: +12m Entire Circuit



Section	L1400	L1200	L1000	L800	L600	L400	L200
Section Times	1:26.40 (0:13.74)	1:12.66 [4] (0:11.59)	1:01.07 [4] (0:12.27)	0:48.79 [4] (0:12.07)	0:36.72 [5] (0:11.87)	0:24.85 [10] (0:11.85)	0:13.00 [10] (0:13.00)
Average Speed [km/h]	53.4	62.3	59.2	59.8	60.3	60.7	56.0
Top Speed [km/h]	64.8	64.1	60.2	60.9	62.7	63.1	58.7
Avg. Dist. to Rail [m]	3.4	3.2	1.6	0.4	1.3	1.5	2.3
Avg. Stride Freq. [Hz]	2.4	2.4	2.3	2.3	2.3	2.4	2.3
Avg. Stride Length [m]	6.6	7.5	7.3	7.4	7.3	7.3	6.9



[] Ranking at each section and finish
 -:-:- No data available at this section
 NA No data available

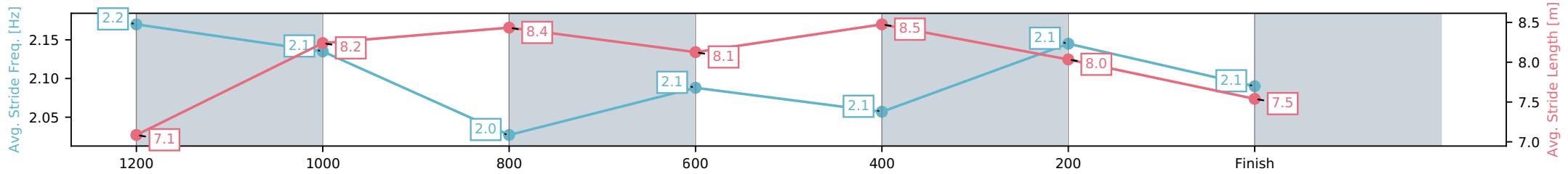
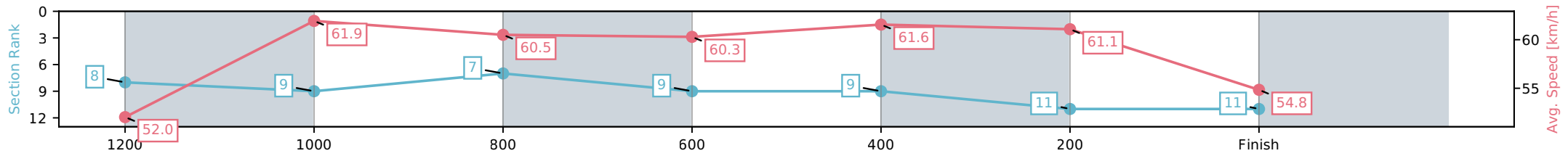
Horse/Jockey Name	Justa Barty/Michael Rodd
Finish Rank	11
Fastest Section Time (Section)	0:11.71 (1200-1000)
Top Speed [km/h] (Section)	64.5 (1200-1000)
Race State	Finished



Eagle Farm QLD --Professional-2026-05-06
 Race 3: STRADBROKE SEASON ON SALE NOW Maiden
 Plate - 1400m
 06 May 2026 - 1:04PM
 Track Rating: Soft 5, Weather: Fine, Rail Position: +12m Entire Circuit



Section	L1400	L1200	L1000	L800	L600	L400	L200
Section Times	1:26.97 (0:14.12)	1:12.84 [9] (0:11.71)	1:01.14 [7] (0:12.12)	0:49.01 [9] (0:12.09)	0:36.93 [9] (0:11.80)	0:25.12 [11] (0:11.78)	0:13.34 [11] (0:13.34)
Average Speed [km/h]	52.0	61.9	60.5	60.3	61.6	61.1	54.8
Top Speed [km/h]	64.2	64.5	61.1	61.8	62.9	64.5	58.0
Avg. Dist. to Rail [m]	8.6	5.4	4.0	2.8	1.7	5.9	4.7
Avg. Stride Freq. [Hz]	2.2	2.1	2.0	2.1	2.1	2.1	2.1
Avg. Stride Length [m]	7.1	8.2	8.4	8.1	8.5	8.0	7.5



[] Ranking at each section and finish
 -:-:- No data available at this section
 NA No data available



Eagle Farm QLD
 Race 4: SKY RACING QTIS Two-Year-Old Handicap - 1300m
 06 May 2026 - 1:40PM



BRISBANE
 RACING CLUB

Track Rating: Soft 5, Weather: Fine, Rail Position: +12m Entire Circuit

Field Times (Race Tempo) 1:18.43 1:10.80 0:59.73 0:48.37 0:36.83 0:25.01 0:13.23
 (0:07.63) (0:11.08) (0:11.36) (0:11.54) (0:11.82) (0:11.78) (0:13.23)

Rank	TAB#	Horse	Overall Time	First 400m	Top Speed km/h (Section)	L1300	L1200	L1000	L800	L600	L400	L200	
	(BAR#)	Jockey	Margin (DT-W)	Last 600m	Fastest Section (Time)	Start - 1200	1200 - 1000	1000 - 800	800 - 600	600 - 400	400 - 200	200 - Finish	
1	3	Kickup Rocky	1:18.43	0:25.29	65.2 (1200-1000)	1:18.43	1:10.23 [8]	0:58.90 [9]	0:47.44 [9]	0:35.95 [9]	0:24.01 [9]	0:12.54 [6]	
	(9)	Daniel Moor		0:35.94	1200-1000 (0:11.33)	(0:08.20)	(0:11.33)	(0:11.45)	(0:11.49)	(0:11.94)	(0:11.46)	(0:12.54)	
2	7	Coastal Boom	1:18.57	0:24.48	66.5 (1200-1000)	1:18.57	1:10.94 [1]	0:59.86 [1]	0:48.51 [1]	0:36.97 [1]	0:25.15 [1]	0:13.37 [1]	
	(3)	Ben Thompson	0.8L (-1)	0:36.97	1200-1000 (0:11.08)	(0:07.63)	(0:11.08)	(0:11.36)	(0:11.54)	(0:11.82)	(0:11.78)	(0:13.37)	
3	5	Baciami	1:18.80	0:25.10	66.1 (1200-1000)	1:18.80	1:10.51 [9]	0:59.38 [8]	0:48.14 [7]	0:36.75 [5]	0:24.92 [4]	0:13.16 [4]	
	(8)	Kyle Wilson-Taylor	2.2L (+5)	0:36.75	1200-1000 (0:11.13)	(0:08.29)	(0:11.13)	(0:11.24)	(0:11.38)	(0:11.83)	(0:11.76)	(0:13.16)	
4	6	Motivating	1:18.83	0:25.14	64.8 (1200-1000)	1:18.83	1:10.88 [7]	0:59.55 [7]	0:48.05 [8]	0:36.45 [8]	0:24.65 [7]	0:12.99 [5]	
	(2)	Michael Rodd	2.4L (+5)	0:36.45	1200-1000 (0:11.33)	(0:07.95)	(0:11.33)	(0:11.50)	(0:11.60)	(0:11.80)	(0:11.66)	(0:12.99)	
5	1	Murkado	1:18.84	0:24.76	67.0 (1200-1000)	1:18.84	1:10.92 [5]	0:59.81 [5]	0:48.29 [5]	0:36.59 [7]	0:24.76 [6]	0:13.22 [3]	
	(4)	Luke Dempsey	2.4L (+1)	0:36.59	1200-1000 (0:11.11)	(0:07.92)	(0:11.11)	(0:11.52)	(0:11.70)	(0:11.83)	(0:11.54)	(0:13.22)	
6	4	The Thorncaster	1:18.91	0:24.61	66.4 (1200-1000)	1:18.91	1:11.10 [3]	0:59.95 [3]	0:48.58 [4]	0:37.01 [3]	0:25.22 [2]	0:13.41 [2]	
	(1)	Ryan Maloney	2.8L (-2)	0:37.00	1200-1000 (0:11.15)	(0:07.81)	(0:11.15)	(0:11.38)	(0:11.57)	(0:11.78)	(0:11.81)	(0:13.41)	
7	9	Momoka	1:20.21	0:24.87	65.5 (1200-1000)	1:20.21	1:12.37 [4]	1:01.07 [6]	0:49.56 [6]	0:37.98 [6]	0:25.95 [8]	0:13.81 [7]	
	(7)	Brandon Lerena	10.4L (+3)	0:37.99	1200-1000 (0:11.29)	(0:07.84)	(0:11.29)	(0:11.51)	(0:11.58)	(0:12.03)	(0:12.15)	(0:13.81)	
8	11	Super Swazey	1:22.02	0:24.52	67.0 (1200-1000)	1:22.02	1:14.22 [2]	1:03.18 [2]	0:51.72 [3]	0:40.06 [4]	0:28.04 [5]	0:15.06 [9]	
	(5)	Karl Zechner	21.1L (+0)	0:40.06	1200-1000 (0:11.04)	(0:07.80)	(0:11.04)	(0:11.47)	(0:11.65)	(0:12.02)	(0:12.98)	(0:15.06)	
9	2	Brumal	1:22.06	0:24.58	66.4 (1200-1000)	1:22.06	1:14.14 [6]	1:03.08 [4]	0:51.84 [2]	0:40.34 [2]	0:28.27 [3]	0:15.36 [8]	
	(6)	Tahlia Fenlon	21.3L (+4)	0:40.34	1200-1000 (0:11.06)	(0:07.92)	(0:11.06)	(0:11.24)	(0:11.49)	(0:12.08)	(0:12.90)	(0:15.36)	

Scratched: How Ironic (#8), Saxon Spirit (#10), Pirouette Girl (#12)

Report Created: Wed 06 May 2026

(Note: Races are conducted over an approximate distance as close as possible to the advertised distance, and recorded data may vary accordingly. Official times refer to race times only and do not include handicap times.)

[] Position in running at each section and finish TAB# Saddle cloth number

-:--:-- No data available at this section

NA No data available

DNT Did not track

BAR# Barrier/Gate Position

DNF Did not finish

DT-W Distance travelled compared to winner in metres

Fastest split

Fastest section

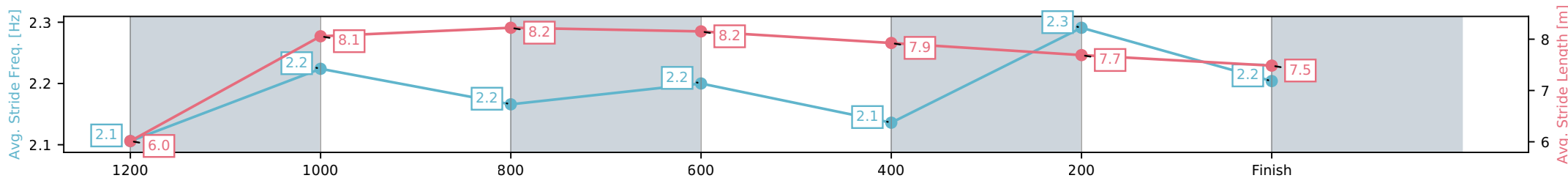
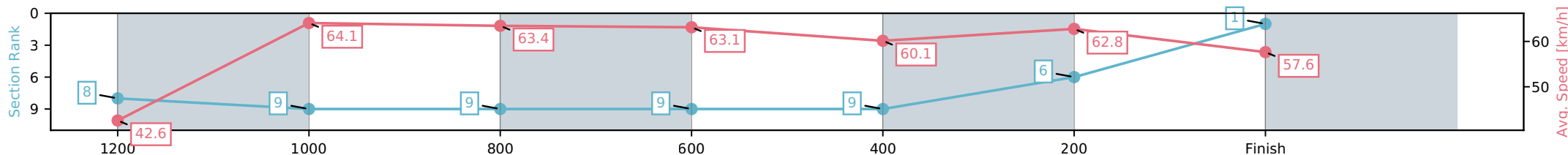
Horse/Jockey Name	Kickup Rocky/Daniel Moor
Finish Rank	1
Fastest Section Time (Section)	0:11.33 (1200-1000)
Top Speed [km/h] (Section)	65.2 (1200-1000)
Race State	Finished



Eagle Farm QLD --Professional-2026-05-06
 Race 4: SKY RACING QTIS Two-Year-Old Handicap - 1300m
 06 May 2026 - 1:40PM
 Track Rating: Soft 5, Weather: Fine, Rail Position: +12m Entire Circuit



Section	L1300	L1200	L1000	L800	L600	L400	L200
Section Times	1:18.43 (0:08.20)	1:10.23 [9] (0:11.33)	0:58.90 [9] (0:11.45)	0:47.44 [9] (0:11.49)	0:35.95 [9] (0:11.94)	0:24.01 [6] (0:11.46)	0:12.54 [1] (0:12.54)
Average Speed [km/h]	42.6	64.1	63.4	63.1	60.1	62.8	57.6
Top Speed [km/h]	61.4	65.2	63.9	64.4	61.3	63.7	61.1
Avg. Dist. to Rail [m]	11.4	4.9	2.2	1.4	0.9	3.8	3.9
Avg. Stride Freq. [Hz]	2.1	2.2	2.2	2.2	2.1	2.3	2.2
Avg. Stride Length [m]	6.0	8.1	8.2	8.2	7.9	7.7	7.5



- [] Ranking at each section and finish
- :-:- No data available at this section
- NA No data available

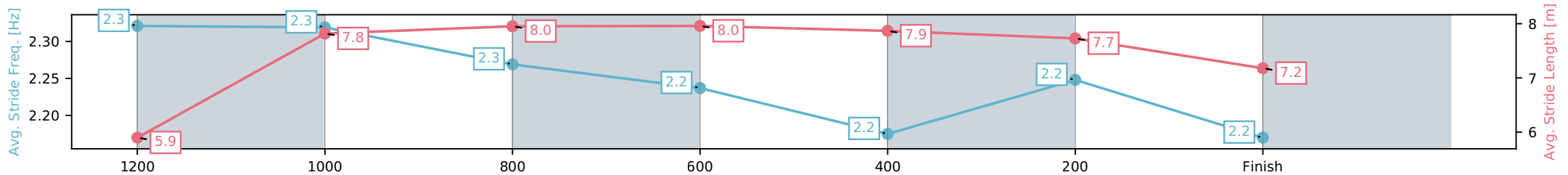
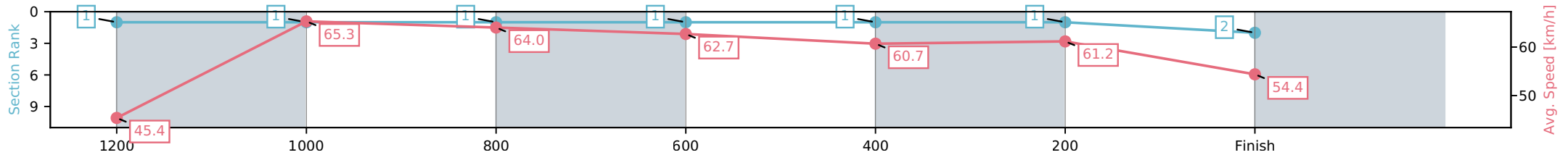
Horse/Jockey Name	Coastal Boom/Ben Thompson
Finish Rank	2
Fastest Section Time (Section)	0:11.08 (1200-1000)
Top Speed [km/h] (Section)	66.5 (1200-1000)
Race State	Finished



Eagle Farm QLD --Professional-2026-05-06
 Race 4: SKY RACING QTIS Two-Year-Old Handicap - 1300m
 06 May 2026 - 1:40PM
 Track Rating: Soft 5, Weather: Fine, Rail Position: +12m Entire Circuit



Section	L1300	L1200	L1000	L800	L600	L400	L200
Section Times	1:18.57 (0:07.63)	1:10.94 [1] (0:11.08)	0:59.86 [1] (0:11.36)	0:48.51 [1] (0:11.54)	0:36.97 [1] (0:11.82)	0:25.15 [1] (0:11.78)	0:13.37 [2] (0:13.37)
Average Speed [km/h]	45.4	65.3	64.0	62.7	60.7	61.2	54.4
Top Speed [km/h]	62.9	66.5	65.6	63.7	61.7	62.2	58.4
Avg. Dist. to Rail [m]	6.0	3.5	2.2	0.9	0.5	0.4	2.2
Avg. Stride Freq. [Hz]	2.3	2.3	2.3	2.2	2.2	2.2	2.2
Avg. Stride Length [m]	5.9	7.8	8.0	8.0	7.9	7.7	7.2



[] Ranking at each section and finish
 -:-:- No data available at this section
 NA No data available

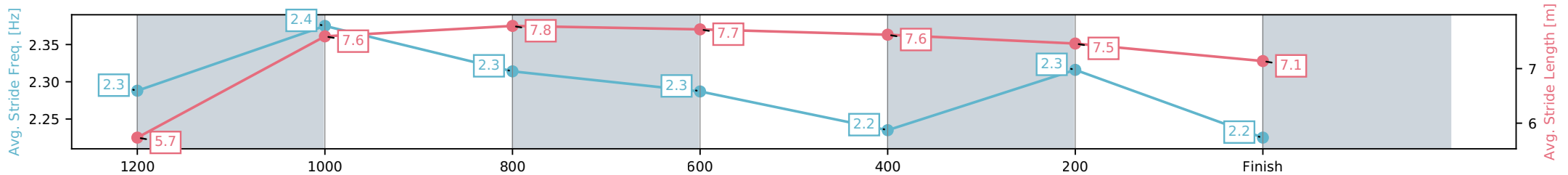
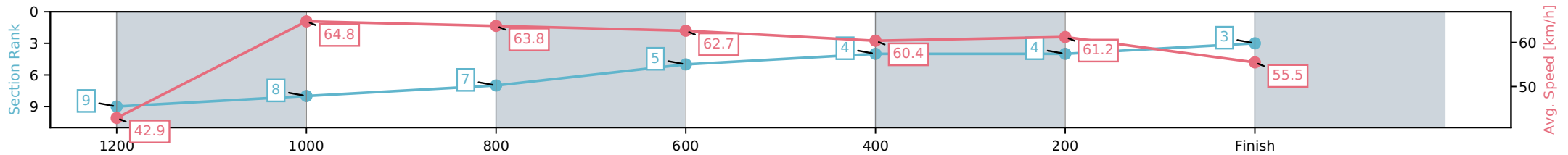
Horse/Jockey Name	Baciami/Kyle Wilson-Taylor
Finish Rank	3
Fastest Section Time (Section)	0:11.13 (1200-1000)
Top Speed [km/h] (Section)	66.1 (1200-1000)
Race State	Finished



Eagle Farm QLD --Professional-2026-05-06
 Race 4: SKY RACING QTIS Two-Year-Old Handicap - 1300m
 06 May 2026 - 1:40PM
 Track Rating: Soft 5, Weather: Fine, Rail Position: +12m Entire Circuit



Section	L1300	L1200	L1000	L800	L600	L400	L200
Section Times	1:18.80 (0:08.29)	1:10.51 [8] (0:11.13)	0:59.38 [7] (0:11.24)	0:48.14 [5] (0:11.38)	0:36.75 [4] (0:11.83)	0:24.92 [4] (0:11.76)	0:13.16 [3] (0:13.16)
Average Speed [km/h]	42.9	64.8	63.8	62.7	60.4	61.2	55.5
Top Speed [km/h]	59.8	66.1	65.5	63.3	61.2	62.4	59.2
Avg. Dist. to Rail [m]	9.1	1.4	0.8	2.0	1.6	1.4	4.5
Avg. Stride Freq. [Hz]	2.3	2.4	2.3	2.3	2.2	2.3	2.2
Avg. Stride Length [m]	5.7	7.6	7.8	7.7	7.6	7.5	7.1



- [] Ranking at each section and finish
- :-:- No data available at this section
- NA No data available

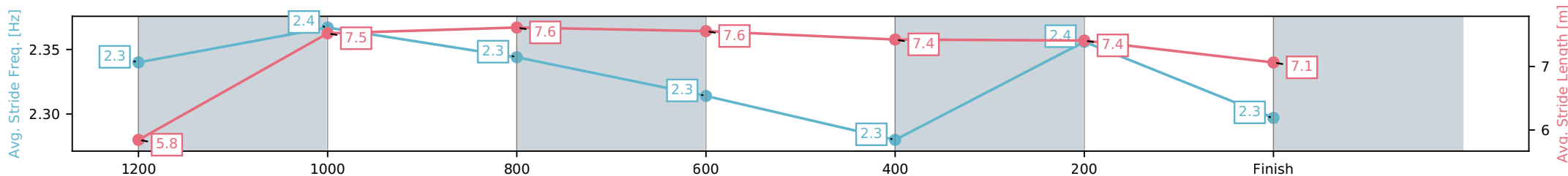
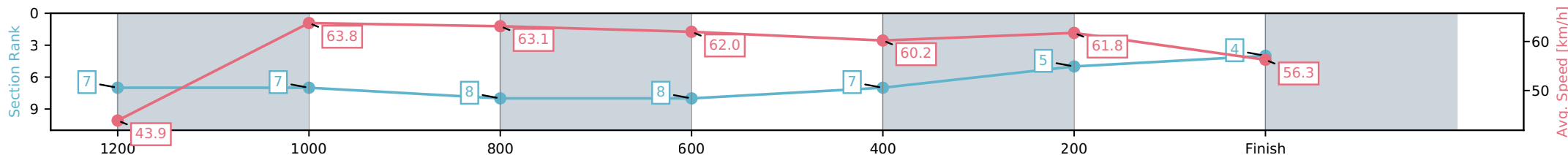
Horse/Jockey Name	Motivating/Michael Rodd
Finish Rank	4
Fastest Section Time (Section)	0:11.33 (1200-1000)
Top Speed [km/h] (Section)	64.8 (1200-1000)
Race State	Finished



Eagle Farm QLD --Professional-2026-05-06
 Race 4: SKY RACING QTIS Two-Year-Old Handicap - 1300m
 06 May 2026 - 1:40PM
 Track Rating: Soft 5, Weather: Fine, Rail Position: +12m Entire Circuit



Section	L1300	L1200	L1000	L800	L600	L400	L200
Section Times	1:18.83 (0:07.95)	1:10.88 [7] (0:11.33)	0:59.55 [8] (0:11.50)	0:48.05 [8] (0:11.60)	0:36.45 [7] (0:11.80)	0:24.65 [5] (0:11.66)	0:12.99 [4] (0:12.99)
Average Speed [km/h]	43.9	63.8	63.1	62.0	60.2	61.8	56.3
Top Speed [km/h]	60.3	64.8	64.8	63.1	61.4	63.8	59.2
Avg. Dist. to Rail [m]	5.2	3.2	1.8	0.8	2.5	0.9	0.3
Avg. Stride Freq. [Hz]	2.3	2.4	2.3	2.3	2.3	2.4	2.3
Avg. Stride Length [m]	5.8	7.5	7.6	7.6	7.4	7.4	7.1



- [] Ranking at each section and finish
- :-:- No data available at this section
- NA No data available

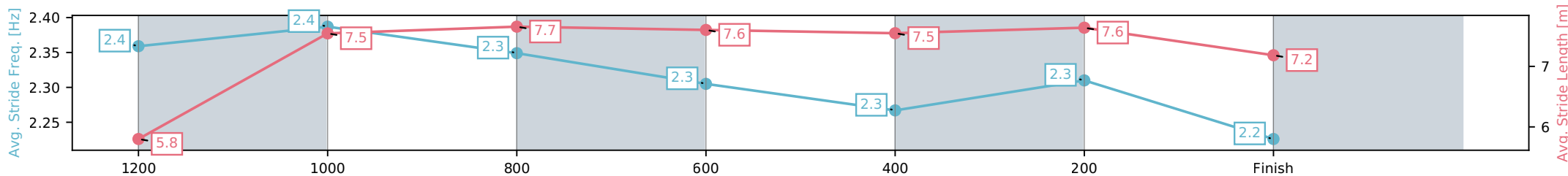
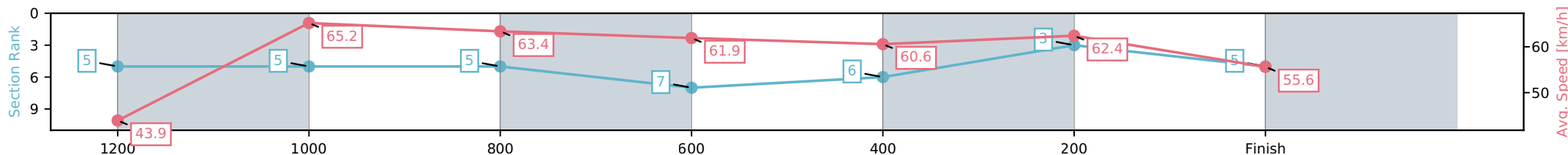
Horse/Jockey Name	Murkado/Luke Dempsey
Finish Rank	5
Fastest Section Time (Section)	0:11.11 (1200-1000)
Top Speed [km/h] (Section)	67.0 (1200-1000)
Race State	Finished



Eagle Farm QLD --Professional-2026-05-06
 Race 4: SKY RACING QTIS Two-Year-Old Handicap - 1300m
 06 May 2026 - 1:40PM
 Track Rating: Soft 5, Weather: Fine, Rail Position: +12m Entire Circuit



Section	L1300	L1200	L1000	L800	L600	L400	L200
Section Times	1:18.84 (0:07.92)	1:10.92 [5] (0:11.11)	0:59.81 [5] (0:11.52)	0:48.29 [7] (0:11.70)	0:36.59 [6] (0:11.83)	0:24.76 [3] (0:11.54)	0:13.22 [5] (0:13.22)
Average Speed [km/h]	43.9	65.2	63.4	61.9	60.6	62.4	55.6
Top Speed [km/h]	61.0	67.0	64.7	62.7	61.5	64.0	60.9
Avg. Dist. to Rail [m]	7.1	4.2	3.0	1.6	1.0	1.1	3.4
Avg. Stride Freq. [Hz]	2.4	2.4	2.3	2.3	2.3	2.3	2.2
Avg. Stride Length [m]	5.8	7.5	7.7	7.6	7.5	7.6	7.2



- [] Ranking at each section and finish
- :-:- No data available at this section
- NA No data available

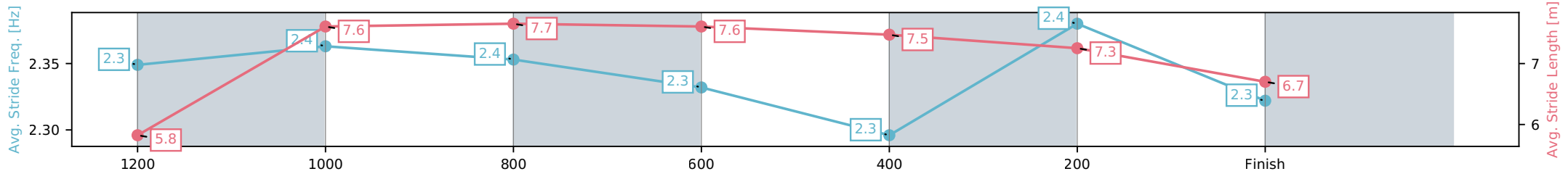
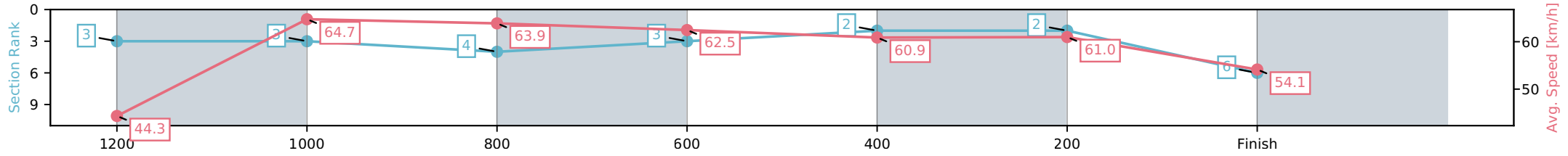
Horse/Jockey Name	The Thorncaster/Ryan Maloney
Finish Rank	6
Fastest Section Time (Section)	0:11.15 (1200-1000)
Top Speed [km/h] (Section)	66.4 (1200-1000)
Race State	Finished



Eagle Farm QLD --Professional-2026-05-06
 Race 4: SKY RACING QTIS Two-Year-Old Handicap - 1300m
 06 May 2026 - 1:40PM
 Track Rating: Soft 5, Weather: Fine, Rail Position: +12m Entire Circuit



Section	L1300	L1200	L1000	L800	L600	L400	L200
Section Times	1:18.91 (0:07.81)	1:11.10 [3] (0:11.15)	0:59.95 [4] (0:11.38)	0:48.58 [3] (0:11.57)	0:37.01 [2] (0:11.78)	0:25.22 [2] (0:11.81)	0:13.41 [6] (0:13.41)
Average Speed [km/h]	44.3	64.7	63.9	62.5	60.9	61.0	54.1
Top Speed [km/h]	59.1	66.4	64.8	63.1	61.8	62.2	58.1
Avg. Dist. to Rail [m]	4.2	2.5	2.0	0.8	0.7	0.8	2.4
Avg. Stride Freq. [Hz]	2.3	2.4	2.4	2.3	2.3	2.4	2.3
Avg. Stride Length [m]	5.8	7.6	7.7	7.6	7.5	7.3	6.7



[] Ranking at each section and finish
 -:-:- No data available at this section
 NA No data available

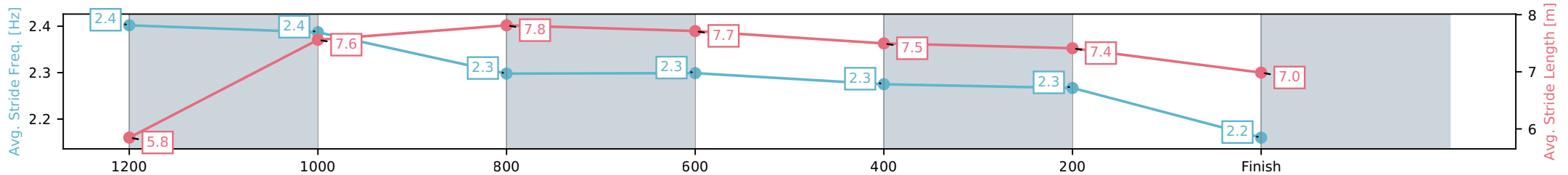
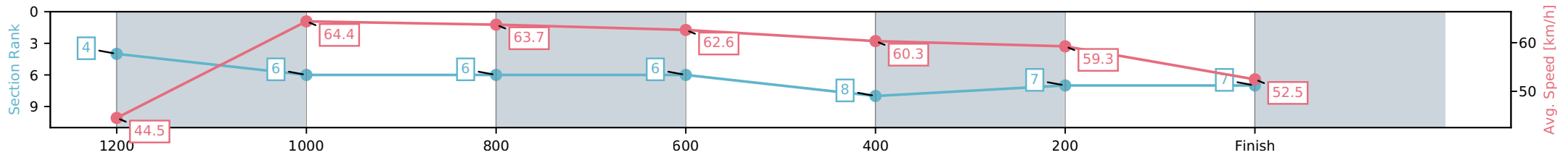
Horse/Jockey Name	Momoka/Brandon Lerena
Finish Rank	7
Fastest Section Time (Section)	0:11.29 (1200-1000)
Top Speed [km/h] (Section)	65.5 (1200-1000)
Race State	Finished



Eagle Farm QLD --Professional-2026-05-06
 Race 4: SKY RACING QTIS Two-Year-Old Handicap - 1300m
 06 May 2026 - 1:40PM
 Track Rating: Soft 5, Weather: Fine, Rail Position: +12m Entire Circuit



Section	L1300	L1200	L1000	L800	L600	L400	L200
Section Times	1:20.21 (0:07.84)	1:12.37 [6] (0:11.29)	1:01.07 [6] (0:11.51)	0:49.56 [6] (0:11.58)	0:37.98 [8] (0:12.03)	0:25.95 [7] (0:12.15)	0:13.81 [7] (0:13.81)
Average Speed [km/h]	44.5	64.4	63.7	62.6	60.3	59.3	52.5
Top Speed [km/h]	61.8	65.5	64.3	63.6	61.1	60.7	55.7
Avg. Dist. to Rail [m]	9.9	7.4	3.9	2.0	1.5	4.3	4.6
Avg. Stride Freq. [Hz]	2.4	2.4	2.3	2.3	2.3	2.3	2.2
Avg. Stride Length [m]	5.8	7.6	7.8	7.7	7.5	7.4	7.0



- [] Ranking at each section and finish
- :-:- No data available at this section
- NA No data available

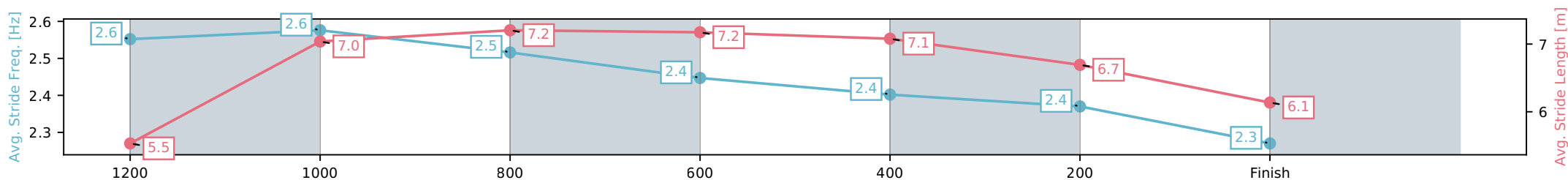
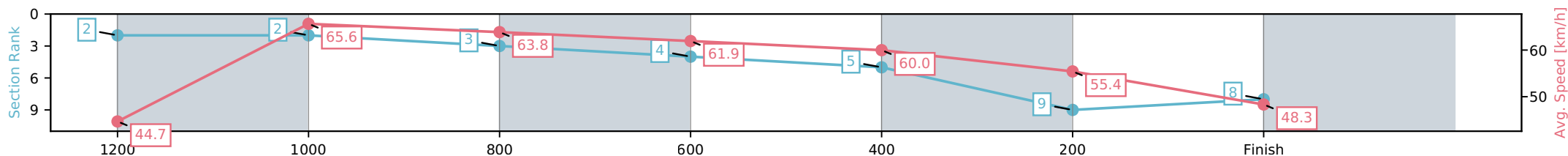
Horse/Jockey Name	Super Swazey/Karl Zechner
Finish Rank	8
Fastest Section Time (Section)	0:11.04 (1200-1000)
Top Speed [km/h] (Section)	67.0 (1200-1000)
Race State	Finished



Eagle Farm QLD --Professional-2026-05-06
 Race 4: SKY RACING QTIS Two-Year-Old Handicap - 1300m
 06 May 2026 - 1:40PM
 Track Rating: Soft 5, Weather: Fine, Rail Position: +12m Entire Circuit



Section	L1300	L1200	L1000	L800	L600	L400	L200
Section Times	1:22.02 (0:07.80)	1:14.22 [2] (0:11.04)	1:03.18 [3] (0:11.47)	0:51.72 [4] (0:11.65)	0:40.06 [5] (0:12.02)	0:28.04 [9] (0:12.98)	0:15.06 [8] (0:15.06)
Average Speed [km/h]	44.7	65.6	63.8	61.9	60.0	55.4	48.3
Top Speed [km/h]	61.3	67.0	66.2	63.0	60.4	58.3	51.6
Avg. Dist. to Rail [m]	7.8	5.1	3.5	0.8	0.5	3.5	4.0
Avg. Stride Freq. [Hz]	2.6	2.6	2.5	2.4	2.4	2.4	2.3
Avg. Stride Length [m]	5.5	7.0	7.2	7.2	7.1	6.7	6.1



[] Ranking at each section and finish
 -:-:- No data available at this section
 NA No data available

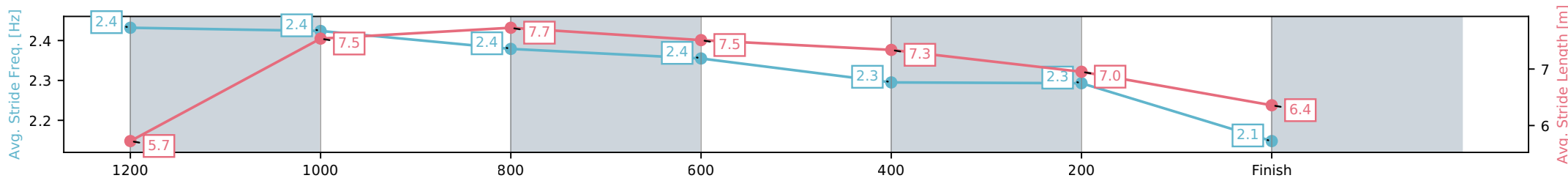
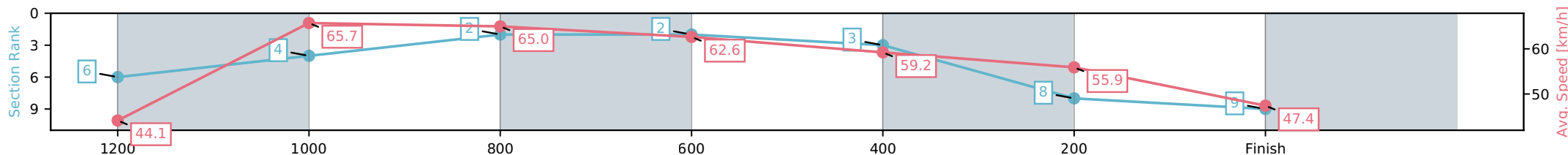
Horse/Jockey Name	Brumal/Tahlia Fenlon
Finish Rank	9
Fastest Section Time (Section)	0:11.06 (1200-1000)
Top Speed [km/h] (Section)	66.4 (1200-1000)
Race State	Finished



Eagle Farm QLD --Professional-2026-05-06
 Race 4: SKY RACING QTIS Two-Year-Old Handicap - 1300m
 06 May 2026 - 1:40PM
 Track Rating: Soft 5, Weather: Fine, Rail Position: +12m Entire Circuit



Section	L1300	L1200	L1000	L800	L600	L400	L200
Section Times	1:22.06 (0:07.92)	1:14.14 [4] (0:11.06)	1:03.08 [2] (0:11.24)	0:51.84 [2] (0:11.49)	0:40.34 [3] (0:12.08)	0:28.27 [8] (0:12.90)	0:15.36 [9] (0:15.36)
Average Speed [km/h]	44.1	65.7	65.0	62.6	59.2	55.9	47.4
Top Speed [km/h]	62.6	66.4	66.0	64.0	60.0	58.4	52.4
Avg. Dist. to Rail [m]	9.5	6.8	3.6	0.8	1.3	1.0	1.4
Avg. Stride Freq. [Hz]	2.4	2.4	2.4	2.4	2.3	2.3	2.1
Avg. Stride Length [m]	5.7	7.5	7.7	7.5	7.3	7.0	6.4



- [] Ranking at each section and finish
- :-:- No data available at this section
- NA No data available



Eagle Farm QLD

Race 5: LADBROKES STRADBROKE CALCUTTA BOOK NOW QTIS Three-Year-Old Handicap - 1800m

06 May 2026 - 2:13PM

Track Rating: Soft 5, Weather: Fine, Rail Position: +12m Entire Circuit



BRISBANE
RACING CLUB

Field Times	1:51.70	1:37.83	1:25.79	1:13.63	1:00.77	0:47.70	0:35.53	0:23.99
(Race Tempo)	(0:13.87)	(0:12.04)	(0:12.16)	(0:12.85)	(0:13.07)	(0:12.17)	(0:11.54)	(0:11.67)

Rank	TAB#	Horse	Overall Time	First 400m	Top Speed km/h (Section)	L1800	L1600	L1400	L1200	L1000	L800	L600	L400
	(BAR#)	Jockey	Margin (DT-W)	Last 600m	Fastest Section (Time)	Start - 1600	1600 - 1400	1400 - 1200	1200 - 1000	1000 - 800	800 - 600	600 - 400	400 - 200
1	7	Castello Grande	1:51.70	0:26.61	65.2 (400-200)	1:51.70	1:37.14 [7]	1:25.10 [6]	1:12.87 [6]	0:59.91 [7]	0:46.80 [6]	0:34.68 [6]	0:23.08 [5]
	(7)	Daniel Moor		0:34.67	400-200 (0:11.15)	(0:14.57)	(0:12.04)	(0:12.23)	(0:12.96)	(0:13.11)	(0:12.12)	(0:11.60)	(0:11.15)
2	8	Peccavi	1:52.22	0:26.03	64.5 (400-200)	1:52.22	1:38.07 [3]	1:25.89 [4]	1:13.70 [4]	1:00.77 [4]	0:47.68 [3]	0:35.36 [4]	0:23.81 [3]
	(1)	Ben Thompson	8.4L (-9)	0:35.36	400-200 (0:11.37)	(0:14.16)	(0:12.18)	(0:12.19)	(0:12.93)	(0:13.09)	(0:12.31)	(0:11.55)	(0:11.37)
3	5	Lonesome Soul	1:52.38	0:25.91	63.8 (1600-1400)	1:52.38	1:38.25 [2]	1:26.47 [1]	1:14.31 [1]	1:01.46 [1]	0:48.38 [1]	0:36.21 [1]	0:24.67 [1]
	(4)	Chelsea Baker	4.0L (+0)	0:36.21	600-400 (0:11.54)	(0:14.13)	(0:11.78)	(0:12.16)	(0:12.85)	(0:13.07)	(0:12.17)	(0:11.54)	(0:11.67)
4	3	Toby's Trusty	1:52.65	0:26.50	65.3 (400-200)	1:52.65	1:38.30 [6]	1:26.15 [5]	1:14.01 [5]	1:01.14 [5]	0:48.09 [4]	0:35.87 [3]	0:24.22 [4]
	(3)	Brandon Lerena	5.6L (-4)	0:35.88	400-200 (0:11.36)	(0:14.35)	(0:12.15)	(0:12.14)	(0:12.88)	(0:13.04)	(0:12.22)	(0:11.66)	(0:11.36)
5	9	Boss Logic	1:53.41	0:26.31	62.7 (400-200)	1:53.41	1:39.54 [1]	1:27.36 [2]	1:14.99 [3]	1:02.12 [3]	0:49.18 [2]	0:36.92 [2]	0:25.18 [2]
	(5)	Jag Guthmann-Chester	27.6L (-4)	0:36.91	600-400 (0:11.74)	(0:13.87)	(0:12.18)	(0:12.37)	(0:12.87)	(0:12.95)	(0:12.25)	(0:11.74)	(0:11.78)
6	1	Contingency	1:53.71	0:26.61	64.4 (600-400)	1:53.71	1:39.37 [5]	1:27.10 [7]	1:14.88 [6]	1:02.03 [6]	0:48.97 [5]	0:36.75 [5]	0:25.09 [5]
	(6)	Boris Thornton	11.9L (+0)	0:36.75	600-400 (0:11.66)	(0:14.34)	(0:12.27)	(0:12.22)	(0:12.85)	(0:13.06)	(0:12.22)	(0:11.66)	(0:11.80)
7	4	Inquicktime	2:05.31	0:29.07	63.9 (600-400)	2:05.31	1:51.09 [4]	1:39.21 [3]	1:27.01 [2]	1:14.05 [2]	1:00.30 [7]	0:48.08 [7]	0:35.61 [7]
	(2)	Taylor Marshall	219.3L (+3)	0:48.07	1600-1400 (0:11.89)	(0:14.22)	(0:11.89)	(0:12.19)	(0:12.95)	(0:13.56)	(0:12.21)	(0:12.46)	(0:15.99)

Scratched: Fashionable (#2), Our Mate Locky (#6)

Report Created: Wed 06 May 2026

(Note: Races are conducted over an approximate distance as close as possible to the advertised distance, and recorded data may vary accordingly. Official times refer to race times only and do not include handicap times.)

[] Position in running at each section and finish TAB# Saddle cloth number

-:--:-- No data available at this section

NA No data available

DNT Did not track

BAR# Barrier/Gate Position

DNF Did not finish

DT-W Distance travelled compared to winner in metres

[] Fastest split

[■] Fastest section



Eagle Farm QLD

Race 5: LADBROKES STRADBROKE CALCUTTA BOOK NOW QTIS Three-Year-Old Handicap - 1800m

06 May 2026 - 2:13PM

Track Rating: Soft 5, Weather: Fine, Rail Position: +12m Entire Circuit



BRISBANE
RACING CLUB

Field Times 0:12.32
(Race Tempo) (0:12.32)

Rank	TAB#	Horse	Overall Time	First 400m	Top Speed km/h (Section)	L200								
	(BAR#)	Jockey	Margin (DT-W)	Last 600m	Fastest Section (Time)	200 - Finish								
1	7	Castello Grande	1:51.70	0:26.61	65.2 (400-200)	0:11.92 [2]								
	(7)	Daniel Moor		0:34.67	400-200 (0:11.15)	(0:11.92)								
2	8	Peccavi	1:52.22	0:26.03	64.5 (400-200)	0:12.44 [3]								
	(1)	Ben Thompson	8.4L (-9)	0:35.36	400-200 (0:11.37)	(0:12.44)								
3	5	Lonesome Soul	1:52.38	0:25.91	63.8 (1600-1400)	0:13.00 [1]								
	(4)	Chelsea Baker	4.0L (+0)	0:36.21	600-400 (0:11.54)	(0:13.00)								
4	3	Toby's Trusty	1:52.65	0:26.50	65.3 (400-200)	0:12.86 [4]								
	(3)	Brandon Lerena	5.6L (-4)	0:35.88	400-200 (0:11.36)	(0:12.86)								
5	9	Boss Logic	1:53.41	0:26.31	62.7 (400-200)	0:13.39 [5]								
	(5)	Jag Guthmann-Chester	27.6L (-4)	0:36.91	600-400 (0:11.74)	(0:13.39)								
6	1	Contingency	1:53.71	0:26.61	64.4 (600-400)	0:13.29 [6]								
	(6)	Boris Thornton	11.9L (+0)	0:36.75	600-400 (0:11.66)	(0:13.29)								
7	4	Inquicktime	2:05.31	0:29.07	63.9 (600-400)	0:19.62 [7]								
	(2)	Taylor Marshall	219.3L (+3)	0:48.07	1600-1400 (0:11.89)	(0:19.62)								

Scratched: Fashionable (#2), Our Mate Locky (#6)

Report Created: Wed 06 May 2026

(Note: Races are conducted over an approximate distance as close as possible to the advertised distance, and recorded data may vary accordingly. Official times refer to race times only and do not include handicap times.)

[] Position in running at each section and finish TAB# Saddle cloth number

Fastest split

-:--:-- No data available at this section

BAR# Barrier/Gate Position

Fastest section

NA No data available

DNF Did not finish

DNT Did not track

DT-W Distance travelled compared to winner in metres

Horse/Jockey Name	Castello Grande/Daniel Moor
Finish Rank	1
Fastest Section Time (Section)	0:11.15 (400-200)
Top Speed [km/h] (Section)	65.2 (400-200)
Race State	Finished



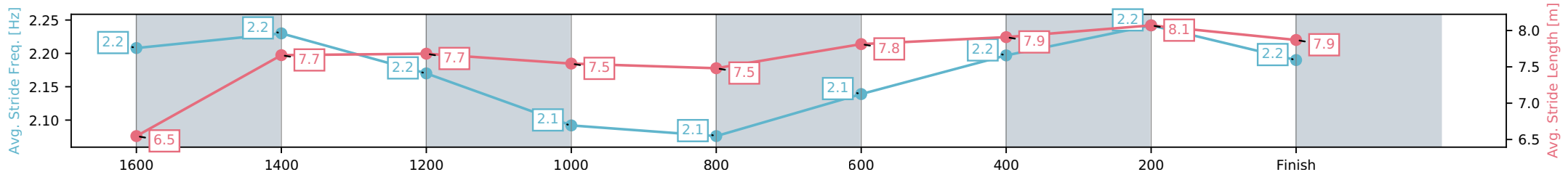
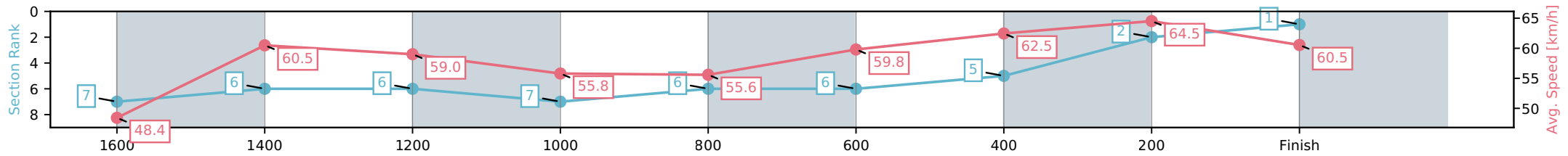
Eagle Farm QLD --Professional-2026-05-06
 Race 5: LADBROKES STRADBROKE CALCUTTA BOOK NOW
 QTIS Three-Year-Old Handicap - 1800m



06 May 2026 - 2:13PM

Track Rating: Soft 5, Weather: Fine, Rail Position: +12m Entire Circuit

Section	L1800	L1600	L1400	L1200	L1000	L800	L600	L400	L200
Section Times	1:51.70 (0:14.57)	1:37.14 [6] (0:12.04)	1:25.10 [6] (0:12.23)	1:12.87 [7] (0:12.96)	0:59.91 [6] (0:13.11)	0:46.80 [6] (0:12.12)	0:34.68 [5] (0:11.60)	0:23.08 [2] (0:11.15)	0:11.92 [1] (0:11.92)
Average Speed [km/h]	48.4	60.5	59.0	55.8	55.6	59.8	62.5	64.5	60.5
Top Speed [km/h]	61.3	61.7	59.7	57.1	58.4	60.9	63.9	65.2	63.8
Avg. Dist. to Rail [m]	4.6	3.8	3.2	3.3	2.6	1.5	1.4	1.2	0.8
Avg. Stride Freq. [Hz]	2.2	2.2	2.2	2.1	2.1	2.1	2.2	2.2	2.2
Avg. Stride Length [m]	6.5	7.7	7.7	7.5	7.5	7.8	7.9	8.1	7.9



[] Ranking at each section and finish
 -.-.- No data available at this section
 NA No data available

Horse/Jockey Name	Peccavi/Ben Thompson
Finish Rank	2
Fastest Section Time (Section)	0:11.37 (400-200)
Top Speed [km/h] (Section)	64.5 (400-200)
Race State	Finished



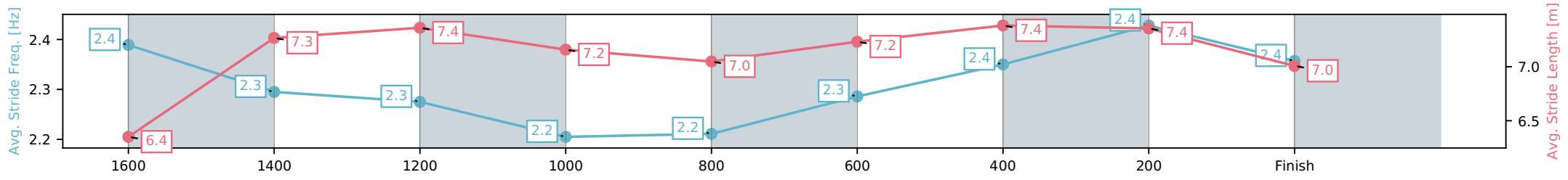
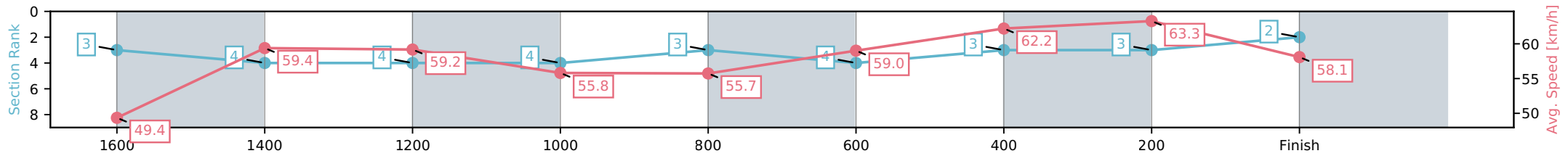
Eagle Farm QLD --Professional-2026-05-06
 Race 5: LADBROKES STRADBROKE CALCUTTA BOOK NOW
 QTIS Three-Year-Old Handicap - 1800m



06 May 2026 - 2:13PM

Track Rating: Soft 5, Weather: Fine, Rail Position: +12m Entire Circuit

Section	L1800	L1600	L1400	L1200	L1000	L800	L600	L400	L200
Section Times	1:52.22 (0:14.16)	1:38.07 [4] (0:12.18)	1:25.89 [4] (0:12.19)	1:13.70 [4] (0:12.93)	1:00.77 [3] (0:13.09)	0:47.68 [4] (0:12.31)	0:35.36 [3] (0:11.55)	0:23.81 [3] (0:11.37)	0:12.44 [2] (0:12.44)
Average Speed [km/h]	49.4	59.4	59.2	55.8	55.7	59.0	62.2	63.3	58.1
Top Speed [km/h]	60.6	60.3	60.3	57.3	57.8	60.1	63.8	64.5	61.1
Avg. Dist. to Rail [m]	1.2	1.6	1.6	2.2	2.6	2.1	0.9	0.9	2.0
Avg. Stride Freq. [Hz]	2.4	2.3	2.3	2.2	2.2	2.3	2.4	2.4	2.4
Avg. Stride Length [m]	6.4	7.3	7.4	7.2	7.0	7.2	7.4	7.4	7.0



Report Created: Wed 06 May 2026 (Note: Timing is based on positional data)

[] Ranking at each section and finish
 -.-.- No data available at this section
 NA No data available

Horse/Jockey Name	Lonesome Soul/Chelsea Baker
Finish Rank	3
Fastest Section Time (Section)	0:11.54 (600-400)
Top Speed [km/h] (Section)	63.8 (1600-1400)
Race State	Finished



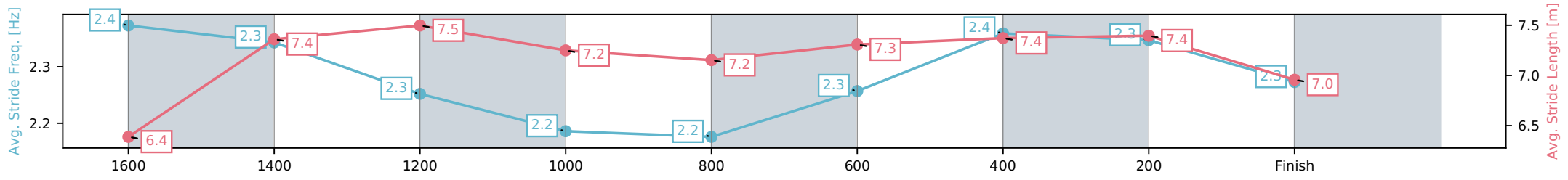
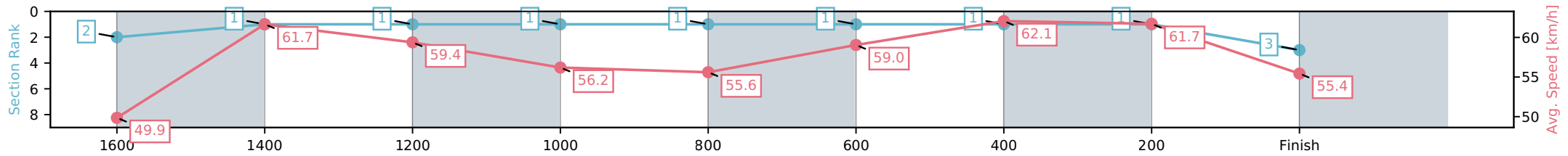
Eagle Farm QLD --Professional-2026-05-06
 Race 5: LADBROKES STRADBROKE CALCUTTA BOOK NOW
 QTIS Three-Year-Old Handicap - 1800m



06 May 2026 - 2:13PM

Track Rating: Soft 5, Weather: Fine, Rail Position: +12m Entire Circuit

Section	L1800	L1600	L1400	L1200	L1000	L800	L600	L400	L200
Section Times	1:52.38 (0:14.13)	1:38.25 [1] (0:11.78)	1:26.47 [1] (0:12.16)	1:14.31 [1] (0:12.85)	1:01.46 [1] (0:13.07)	0:48.38 [1] (0:12.17)	0:36.21 [1] (0:11.54)	0:24.67 [1] (0:11.67)	0:13.00 [3] (0:13.00)
Average Speed [km/h]	49.9	61.7	59.4	56.2	55.6	59.0	62.1	61.7	55.4
Top Speed [km/h]	61.2	63.8	63.6	57.9	57.2	60.7	62.9	63.7	59.0
Avg. Dist. to Rail [m]	3.8	3.4	3.2	3.2	1.8	0.5	1.1	0.9	1.4
Avg. Stride Freq. [Hz]	2.4	2.3	2.3	2.2	2.2	2.3	2.4	2.3	2.3
Avg. Stride Length [m]	6.4	7.4	7.5	7.2	7.2	7.3	7.4	7.4	7.0



[] Ranking at each section and finish
 -.-.- No data available at this section
 NA No data available

Horse/Jockey Name	Toby's Trusty/Brandon Lerena
Finish Rank	4
Fastest Section Time (Section)	0:11.36 (400-200)
Top Speed [km/h] (Section)	65.3 (400-200)
Race State	Finished



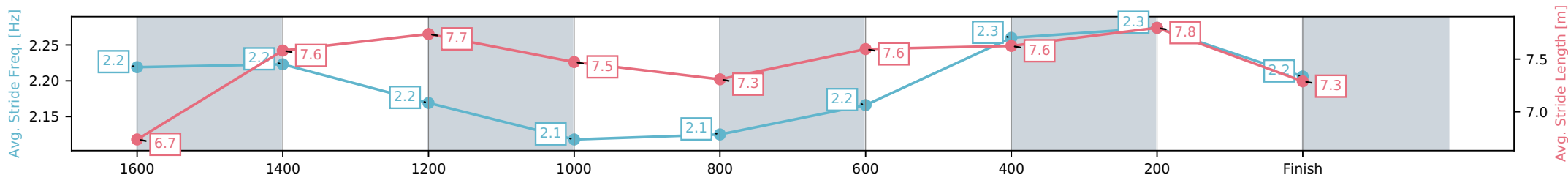
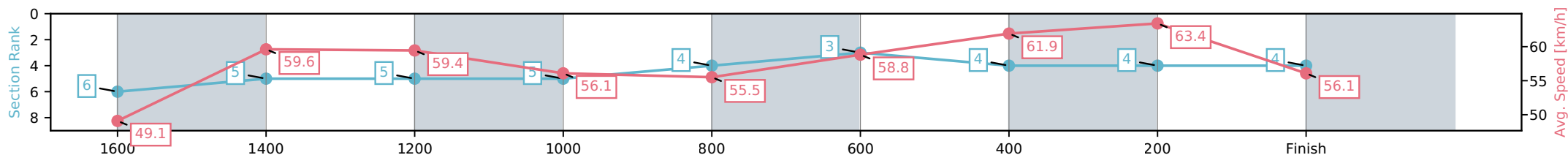
Eagle Farm QLD --Professional-2026-05-06
 Race 5: LADBROKES STRADBROKE CALCUTTA BOOK NOW
 QTIS Three-Year-Old Handicap - 1800m



06 May 2026 - 2:13PM

Track Rating: Soft 5, Weather: Fine, Rail Position: +12m Entire Circuit

Section	L1800	L1600	L1400	L1200	L1000	L800	L600	L400	L200
Section Times	1:52.65 (0:14.35)	1:38.30 [5] (0:12.15)	1:26.15 [5] (0:12.14)	1:14.01 [5] (0:12.88)	1:01.14 [4] (0:13.04)	0:48.09 [3] (0:12.22)	0:35.87 [4] (0:11.66)	0:24.22 [4] (0:11.36)	0:12.86 [4] (0:12.86)
Average Speed [km/h]	49.1	59.6	59.4	56.1	55.5	58.8	61.9	63.4	56.1
Top Speed [km/h]	60.3	61.1	61.0	57.4	57.9	60.1	63.2	65.3	60.5
Avg. Dist. to Rail [m]	3.1	2.3	1.9	2.5	1.2	0.4	0.7	4.5	5.5
Avg. Stride Freq. [Hz]	2.2	2.2	2.2	2.1	2.1	2.2	2.3	2.3	2.2
Avg. Stride Length [m]	6.7	7.6	7.7	7.5	7.3	7.6	7.6	7.8	7.3



- [] Ranking at each section and finish
- :-:- No data available at this section
- NA No data available

Horse/Jockey Name	Boss Logic/Jag Guthmann-Chester
Finish Rank	5
Fastest Section Time (Section)	0:11.74 (600-400)
Top Speed [km/h] (Section)	62.7 (400-200)
Race State	Finished



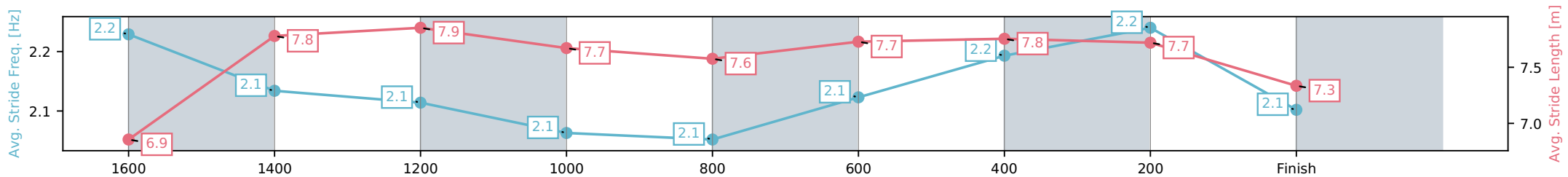
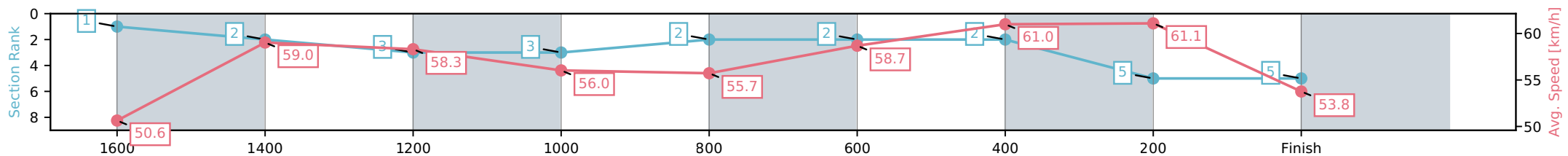
Eagle Farm QLD --Professional-2026-05-06
 Race 5: LADBROKES STRADBROKE CALCUTTA BOOK NOW
 QTIS Three-Year-Old Handicap - 1800m



06 May 2026 - 2:13PM

Track Rating: Soft 5, Weather: Fine, Rail Position: +12m Entire Circuit

Section	L1800	L1600	L1400	L1200	L1000	L800	L600	L400	L200
Section Times	1:53.41 (0:13.87)	1:39.54 [2] (0:12.18)	1:27.36 [3] (0:12.37)	1:14.99 [3] (0:12.87)	1:02.12 [2] (0:12.95)	0:49.18 [2] (0:12.25)	0:36.92 [2] (0:11.74)	0:25.18 [5] (0:11.78)	0:13.39 [5] (0:13.39)
Average Speed [km/h]	50.6	59.0	58.3	56.0	55.7	58.7	61.0	61.1	53.8
Top Speed [km/h]	60.7	60.7	60.3	57.7	57.3	59.7	62.4	62.7	58.6
Avg. Dist. to Rail [m]	3.0	0.4	0.4	0.8	0.6	0.3	1.2	1.7	2.4
Avg. Stride Freq. [Hz]	2.2	2.1	2.1	2.1	2.1	2.1	2.2	2.2	2.1
Avg. Stride Length [m]	6.9	7.8	7.9	7.7	7.6	7.7	7.8	7.7	7.3



- [] Ranking at each section and finish
- :-:- No data available at this section
- NA No data available

Horse/Jockey Name	Contingency/Boris Thornton
Finish Rank	6
Fastest Section Time (Section)	0:11.66 (600-400)
Top Speed [km/h] (Section)	64.4 (600-400)
Race State	Finished



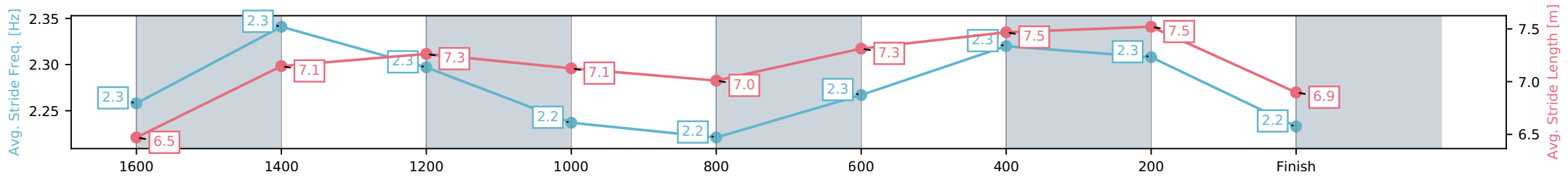
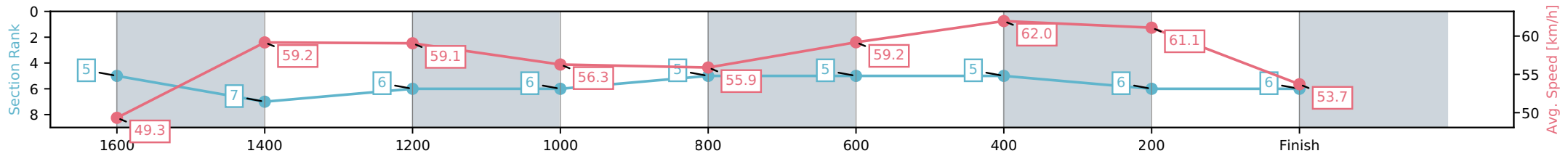
Eagle Farm QLD --Professional-2026-05-06
 Race 5: LADBROKES STRADBROKE CALCUTTA BOOK NOW
 QTIS Three-Year-Old Handicap - 1800m



06 May 2026 - 2:13PM

Track Rating: Soft 5, Weather: Fine, Rail Position: +12m Entire Circuit

Section	L1800	L1600	L1400	L1200	L1000	L800	L600	L400	L200
Section Times	1:53.71 (0:14.34)	1:39.37 [7] (0:12.27)	1:27.10 [6] (0:12.22)	1:14.88 [6] (0:12.85)	1:02.03 [5] (0:13.06)	0:48.97 [5] (0:12.22)	0:36.75 [5] (0:11.66)	0:25.09 [6] (0:11.80)	0:13.29 [6] (0:13.29)
Average Speed [km/h]	49.3	59.2	59.1	56.3	55.9	59.2	62.0	61.1	53.7
Top Speed [km/h]	61.8	62.0	59.9	57.5	58.2	60.2	64.4	64.2	57.5
Avg. Dist. to Rail [m]	4.4	3.3	2.9	3.2	2.7	1.3	0.8	2.6	4.3
Avg. Stride Freq. [Hz]	2.3	2.3	2.3	2.2	2.2	2.3	2.3	2.3	2.2
Avg. Stride Length [m]	6.5	7.1	7.3	7.1	7.0	7.3	7.5	7.5	6.9

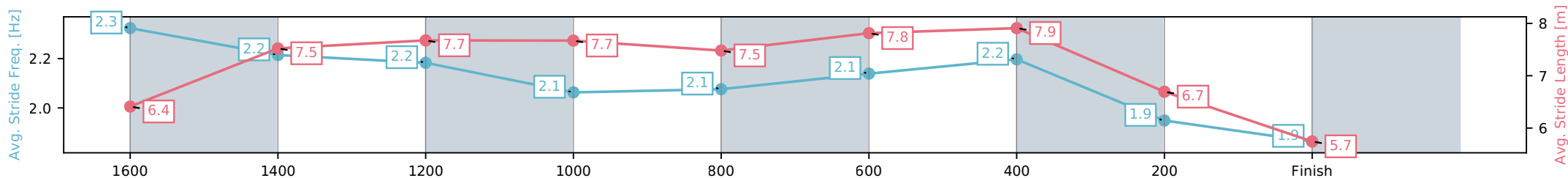
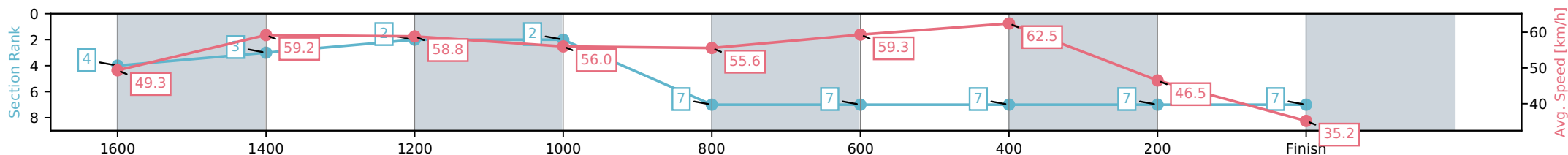


[] Ranking at each section and finish
 -.-.- No data available at this section
 NA No data available

Horse/Jockey Name	Inquiktime/Taylor Marshall
Finish Rank	7
Fastest Section Time (Section)	0:11.89 (1600-1400)
Top Speed [km/h] (Section)	63.9 (600-400)
Race State	Finished



Section	L1800	L1600	L1400	L1200	L1000	L800	L600	L400	L200
Section Times	2:05.31 (0:14.22)	1:51.09 [3] (0:11.89)	1:39.21 [2] (0:12.19)	1:27.01 [2] (0:12.95)	1:14.05 [7] (0:13.56)	1:00.30 [7] (0:12.21)	0:48.08 [7] (0:12.46)	0:35.61 [7] (0:15.99)	0:19.62 [7] (0:19.62)
Average Speed [km/h]	49.3	59.2	58.8	56.0	55.6	59.3	62.5	46.5	35.2
Top Speed [km/h]	61.2	60.5	61.9	57.7	58.4	60.9	63.9	50.2	40.7
Avg. Dist. to Rail [m]	2.5	1.2	2.0	2.4	2.6	2.5	1.5	2.8	1.5
Avg. Stride Freq. [Hz]	2.3	2.2	2.2	2.1	2.1	2.1	2.2	1.9	1.9
Avg. Stride Length [m]	6.4	7.5	7.7	7.7	7.5	7.8	7.9	6.7	5.7



- [] Ranking at each section and finish
- :-:- No data available at this section
- NA No data available



Eagle Farm QLD
 Race 6: XXXX GOLD Class 1 Handicap - 1200m
 06 May 2026 - 2:53PM



BRISBANE
 RACING CLUB

Track Rating: Soft 5, Weather: Fine, Rail Position: +12m Entire Circuit

Field Times (Race Tempo) 1:12.02 0:58.32 0:46.77 0:35.12 0:23.75 0:12.58
 (0:13.70) (0:11.55) (0:11.65) (0:11.37) (0:11.17) (0:12.58)

Rank	TAB#	Horse	Overall Time	First 400m	Top Speed km/h (Section)	L1200	L1000	L800	L600	L400	L200		
	(BAR#)	Jockey	Margin (DT-W)	Last 600m	Fastest Section (Time)	Start - 1000	1000 - 800	800 - 600	600 - 400	400 - 200	200 - Finish		
1	5	Valencia Roc	1:12.02	0:25.25	67.2 (400-200)	1:12.02	0:58.32 [1]	0:46.77 [1]	0:35.12 [1]	0:23.75 [1]	0:12.58 [1]		
	(3)	Ben Thompson		0:35.12	400-200 (0:11.17)	(0:13.70)	(0:11.55)	(0:11.65)	(0:11.37)	(0:11.17)	(0:12.58)		
2	1	Editing	1:12.06	0:26.04	67.0 (400-200)	1:12.06	0:57.47 [8]	0:46.02 [7]	0:34.38 [7]	0:23.23 [7]	0:12.20 [4]		
	(10)	Corey Sutherland	0.2L (-8)	0:34.37	400-200 (0:11.02)	(0:14.59)	(0:11.45)	(0:11.64)	(0:11.15)	(0:11.02)	(0:12.20)		
3	11	Trevatt Court	1:12.24	0:25.47	65.5 (400-200)	1:12.24	0:58.42 [3]	0:46.78 [3]	0:35.05 [3]	0:23.68 [3]	0:12.42 [3]		
	(1)	Montana Philpot	1.3L (-11)	0:35.05	400-200 (0:11.26)	(0:13.82)	(0:11.65)	(0:11.73)	(0:11.37)	(0:11.26)	(0:12.42)		
4	6	Chantilly	1:12.45	0:25.27	65.3 (600-400)	1:12.45	0:58.75 [2]	0:47.17 [2]	0:35.41 [2]	0:24.12 [2]	0:12.69 [2]		
	(6)	Emily Lang	2.5L (-4)	0:35.41	600-400 (0:11.29)	(0:13.70)	(0:11.57)	(0:11.77)	(0:11.29)	(0:11.43)	(0:12.69)		
5	3	Adranos	1:12.50	0:25.86	66.1 (400-200)	1:12.50	0:58.31 [5]	0:46.64 [6]	0:34.91 [6]	0:23.67 [6]	0:12.42 [7]		
	(4)	Ryan Maloney	2.8L (-4)	0:34.91	600-400 (0:11.24)	(0:14.19)	(0:11.67)	(0:11.73)	(0:11.24)	(0:11.25)	(0:12.42)		
6	10	Sequel	1:12.60	0:25.48	65.7 (600-400)	1:12.60	0:58.68 [4]	0:47.12 [4]	0:35.36 [4]	0:24.02 [4]	0:12.68 [5]		
	(2)	Mark Du Plessis	3.4L (-5)	0:35.36	400-200 (0:11.34)	(0:13.92)	(0:11.56)	(0:11.76)	(0:11.34)	(0:11.34)	(0:12.68)		
7	14	Chicago King	1:12.70	0:26.04	65.8 (400-200)	1:12.70	0:58.28 [7]	0:46.66 [8]	0:34.95 [8]	0:23.76 [8]	0:12.49 [8]		
	(7)	Daniel Moor	4.0L (-7)	0:34.95	600-400 (0:11.18)	(0:14.42)	(0:11.62)	(0:11.71)	(0:11.18)	(0:11.28)	(0:12.49)		
8	2	Kundabung	1:12.73	0:25.75	66.2 (600-400)	1:12.73	0:58.52 [6]	0:46.97 [5]	0:35.20 [5]	0:23.93 [5]	0:12.73 [6]		
	(8)	Kyle Wilson-Taylor	4.2L (-8)	0:35.20	400-200 (0:11.20)	(0:14.20)	(0:11.55)	(0:11.77)	(0:11.27)	(0:11.20)	(0:12.73)		
9	8	Rosso Levanto	1:12.97	0:26.32	66.4 (600-400)	1:12.97	0:58.29 [9]	0:46.65 [9]	0:34.89 [9]	0:23.68 [9]	0:12.57 [9]		
	(5)	Angela Jones	5.6L (-6)	0:34.88	400-200 (0:11.11)	(0:14.68)	(0:11.64)	(0:11.76)	(0:11.20)	(0:11.11)	(0:12.57)		

Scratched: Maikrow (#4), Iced Chocolate (#7), Ever So Ready (#9), Flaxlands (#12), Wayburn (#13), Hard As Brok (#15), Summit (#16), Youcompleteeme (#17)

Report Created: Wed 06 May 2026

(Note: Races are conducted over an approximate distance as close as possible to the advertised distance, and recorded data may vary accordingly. Official times refer to race times only and do not include handicap times.)

[] Position in running at each section and finish TAB# Saddle cloth number

-:--:-- No data available at this section

NA No data available

DNT Did not track

BAR# Barrier/Gate Position

DNF Did not finish

DT-W Distance travelled compared to winner in metres

Fastest split

Fastest section

Horse/Jockey Name	Valencia Roc/Ben Thompson
Finish Rank	1
Fastest Section Time (Section)	0:11.17 (400-200)
Top Speed [km/h] (Section)	67.2 (400-200)
Race State	Finished



Eagle Farm QLD --Professional-2026-05-06

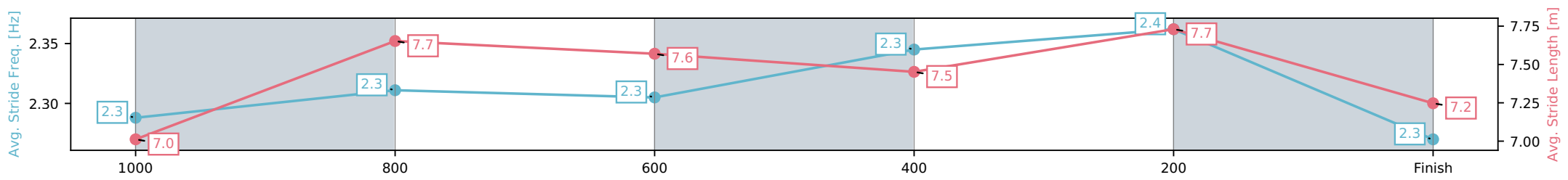
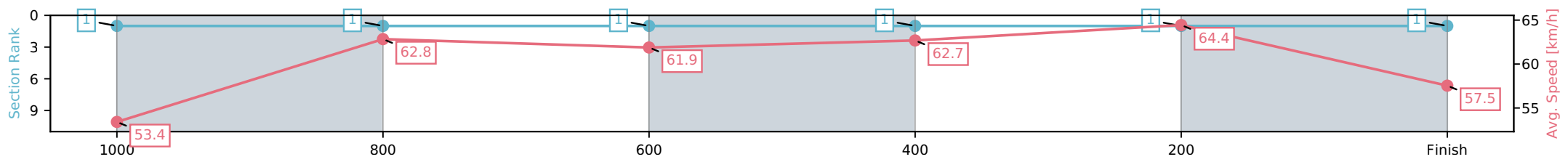
Race 6: XXXX GOLD Class 1 Handicap - 1200m

06 May 2026 - 2:53PM

Track Rating: Soft 5, Weather: Fine, Rail Position: +12m Entire Circuit



Section	L1200	L1000	L800	L600	L400	L200
Section Times	1:12.02 (0:13.70)	0:58.32 [1] (0:11.55)	0:46.77 [1] (0:11.65)	0:35.12 [1] (0:11.37)	0:23.75 [1] (0:11.17)	0:12.58 [1] (0:12.58)
Average Speed [km/h]	53.4	62.8	61.9	62.7	64.4	57.5
Top Speed [km/h]	63.9	64.6	63.3	66.1	67.2	60.8
Avg. Dist. to Rail [m]	4.0	1.9	0.6	2.1	2.6	2.6
Avg. Stride Freq. [Hz]	2.3	2.3	2.3	2.3	2.4	2.3
Avg. Stride Length [m]	7.0	7.7	7.6	7.5	7.7	7.2



[] Ranking at each section and finish
 -:-:- No data available at this section
 NA No data available

Horse/Jockey Name	Editing/Corey Sutherland
Finish Rank	2
Fastest Section Time (Section)	0:11.02 (400-200)
Top Speed [km/h] (Section)	67.0 (400-200)
Race State	Finished



Eagle Farm QLD --Professional-2026-05-06

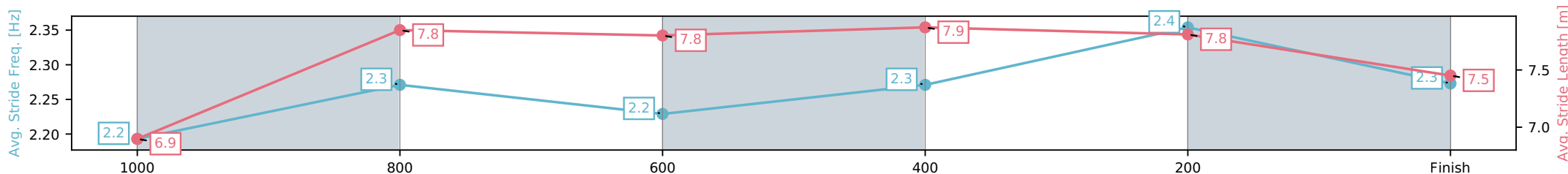
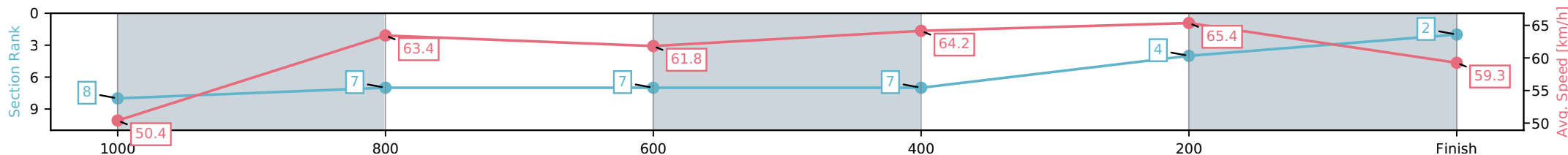
Race 6: XXXX GOLD Class 1 Handicap - 1200m

06 May 2026 - 2:53PM

Track Rating: Soft 5, Weather: Fine, Rail Position: +12m Entire Circuit



Section	L1200	L1000	L800	L600	L400	L200
Section Times	1:12.06 (0:14.59)	0:57.47 [7] (0:11.45)	0:46.02 [7] (0:11.64)	0:34.38 [7] (0:11.15)	0:23.23 [4] (0:11.02)	0:12.20 [2] (0:12.20)
Average Speed [km/h]	50.4	63.4	61.8	64.2	65.4	59.3
Top Speed [km/h]	64.9	65.4	62.6	66.3	67.0	63.5
Avg. Dist. to Rail [m]	5.5	2.0	0.5	1.4	3.6	5.8
Avg. Stride Freq. [Hz]	2.2	2.3	2.2	2.3	2.4	2.3
Avg. Stride Length [m]	6.9	7.8	7.8	7.9	7.8	7.5



- [] Ranking at each section and finish
- :-:- No data available at this section
- NA No data available

Horse/Jockey Name	Trevatt Court/Montana Philpot
Finish Rank	3
Fastest Section Time (Section)	0:11.26 (400-200)
Top Speed [km/h] (Section)	65.5 (400-200)
Race State	Finished



Eagle Farm QLD --Professional-2026-05-06

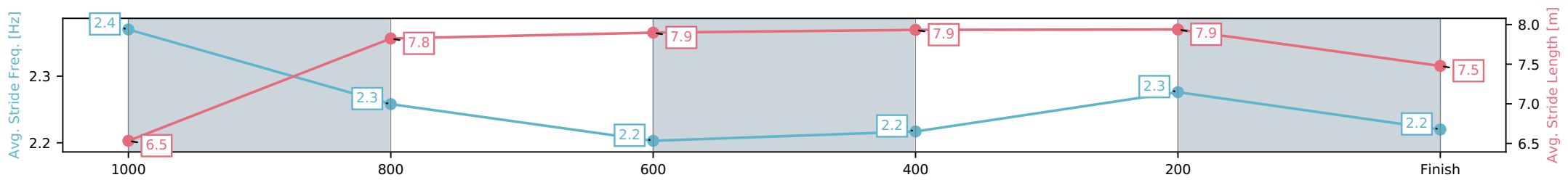
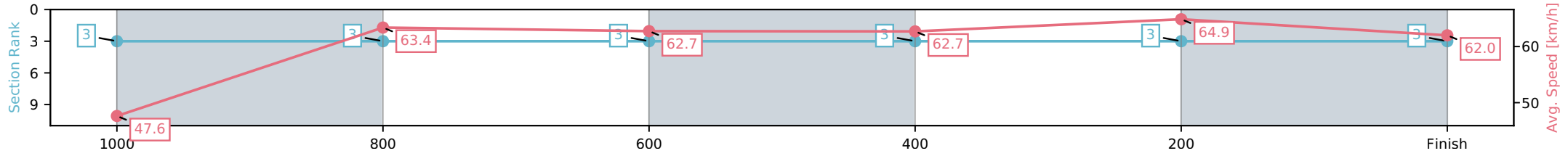
Race 6: XXXX GOLD Class 1 Handicap - 1200m

06 May 2026 - 2:53PM

Track Rating: Soft 5, Weather: Fine, Rail Position: +12m Entire Circuit



Section	L1200	L1000	L800	L600	L400	L200
Section Times	1:12.24 (0:13.82)	0:58.42 [3] (0:11.65)	0:46.78 [3] (0:11.73)	0:35.05 [3] (0:11.37)	0:23.68 [3] (0:11.26)	0:12.42 [3] (0:12.42)
Average Speed [km/h]	47.6	63.4	62.7	62.7	64.9	62.0
Top Speed [km/h]	60.0	64.1	63.3	63.3	65.5	64.9
Avg. Dist. to Rail [m]	2.5	1.9	0.8	1.8	1.7	0.7
Avg. Stride Freq. [Hz]	2.4	2.3	2.2	2.2	2.3	2.2
Avg. Stride Length [m]	6.5	7.8	7.9	7.9	7.9	7.5



[] Ranking at each section and finish
 -:-:- No data available at this section
 NA No data available

Horse/Jockey Name	Chantilly/Emily Lang
Finish Rank	4
Fastest Section Time (Section)	0:11.29 (600-400)
Top Speed [km/h] (Section)	65.3 (600-400)
Race State	Finished



Eagle Farm QLD --Professional-2026-05-06

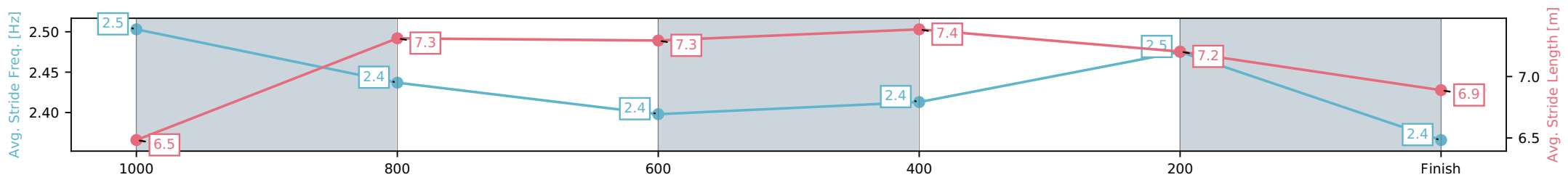
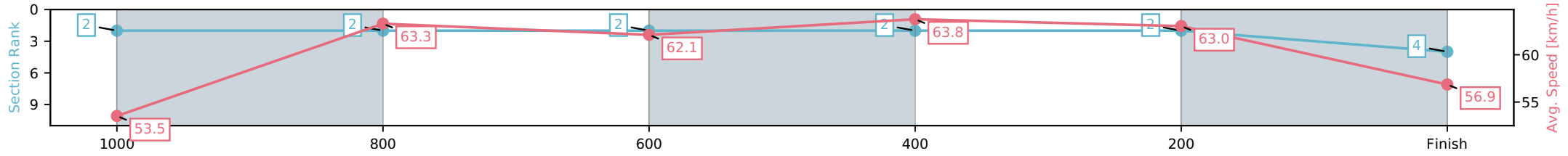
Race 6: XXXX GOLD Class 1 Handicap - 1200m

06 May 2026 - 2:53PM

Track Rating: Soft 5, Weather: Fine, Rail Position: +12m Entire Circuit



Section	L1200	L1000	L800	L600	L400	L200
Section Times	1:12.45 (0:13.70)	0:58.75 [2] (0:11.57)	0:47.17 [2] (0:11.77)	0:35.41 [2] (0:11.29)	0:24.12 [2] (0:11.43)	0:12.69 [4] (0:12.69)
Average Speed [km/h]	53.5	63.3	62.1	63.8	63.0	56.9
Top Speed [km/h]	64.7	64.8	63.3	65.3	64.0	60.2
Avg. Dist. to Rail [m]	4.7	3.9	3.1	0.6	0.4	0.9
Avg. Stride Freq. [Hz]	2.5	2.4	2.4	2.4	2.5	2.4
Avg. Stride Length [m]	6.5	7.3	7.3	7.4	7.2	6.9



[] Ranking at each section and finish
 -:-:- No data available at this section
 NA No data available

Horse/Jockey Name	Adranos/Ryan Maloney
Finish Rank	5
Fastest Section Time (Section)	0:11.24 (600-400)
Top Speed [km/h] (Section)	66.1 (400-200)
Race State	Finished



Eagle Farm QLD --Professional-2026-05-06

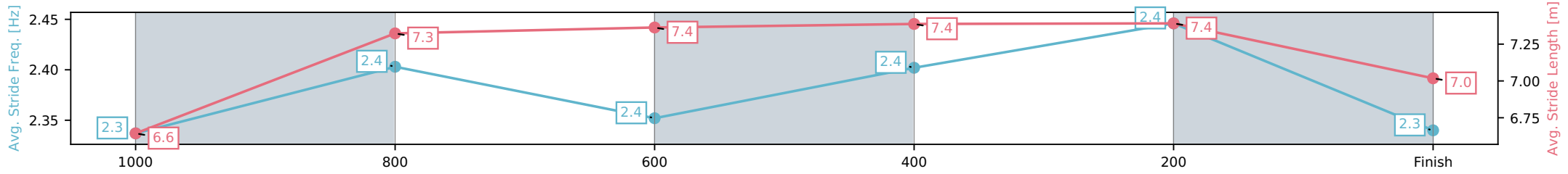
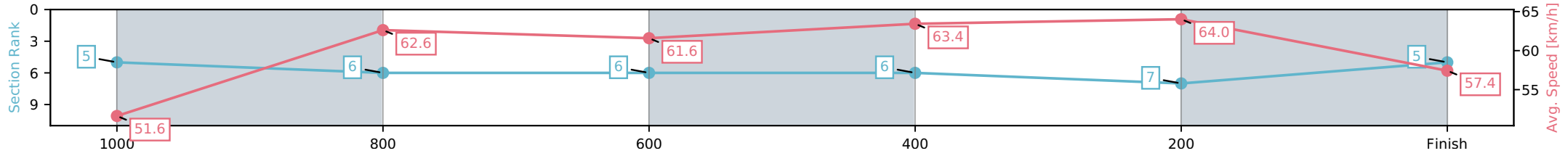
Race 6: XXXX GOLD Class 1 Handicap - 1200m

06 May 2026 - 2:53PM

Track Rating: Soft 5, Weather: Fine, Rail Position: +12m Entire Circuit



Section	L1200	L1000	L800	L600	L400	L200
Section Times	1:12.50 (0:14.19)	0:58.31 [6] (0:11.67)	0:46.64 [6] (0:11.73)	0:34.91 [6] (0:11.24)	0:23.67 [7] (0:11.25)	0:12.42 [5] (0:12.42)
Average Speed [km/h]	51.6	62.6	61.6	63.4	64.0	57.4
Top Speed [km/h]	61.9	64.0	62.7	64.9	66.1	61.1
Avg. Dist. to Rail [m]	3.3	3.2	1.1	2.0	0.7	2.5
Avg. Stride Freq. [Hz]	2.3	2.4	2.4	2.4	2.4	2.3
Avg. Stride Length [m]	6.6	7.3	7.4	7.4	7.4	7.0



[] Ranking at each section and finish
 -:-:- No data available at this section
 NA No data available

Horse/Jockey Name	Sequel/Mark Du Plessis
Finish Rank	6
Fastest Section Time (Section)	0:11.34 (400-200)
Top Speed [km/h] (Section)	65.7 (600-400)
Race State	Finished



Eagle Farm QLD --Professional-2026-05-06

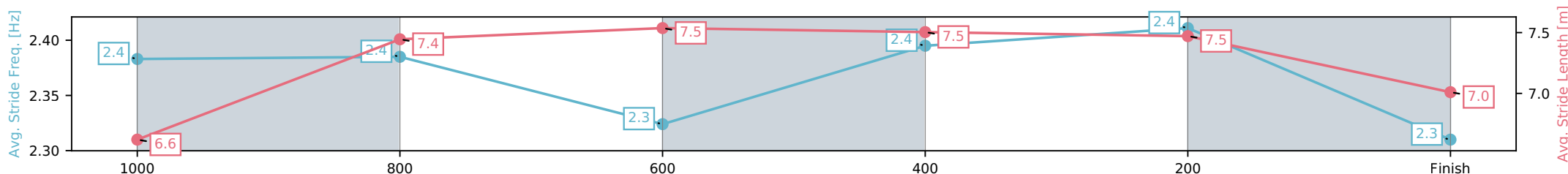
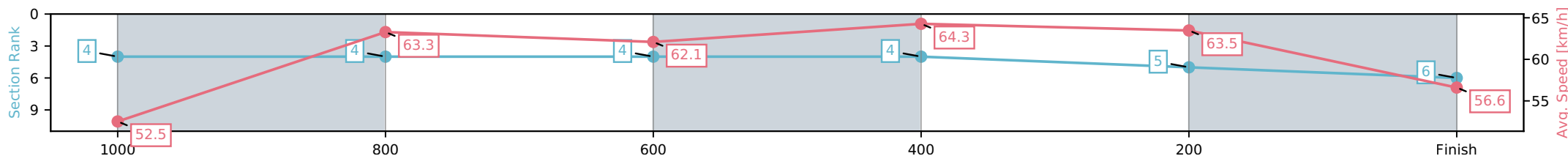
Race 6: XXXX GOLD Class 1 Handicap - 1200m

06 May 2026 - 2:53PM

Track Rating: Soft 5, Weather: Fine, Rail Position: +12m Entire Circuit



Section	L1200	L1000	L800	L600	L400	L200
Section Times	1:12.60 (0:13.92)	0:58.68 [4] (0:11.56)	0:47.12 [4] (0:11.76)	0:35.36 [4] (0:11.34)	0:24.02 [5] (0:11.34)	0:12.68 [6] (0:12.68)
Average Speed [km/h]	52.5	63.3	62.1	64.3	63.5	56.6
Top Speed [km/h]	63.9	65.3	62.6	65.7	65.4	60.4
Avg. Dist. to Rail [m]	2.8	3.3	3.5	2.3	2.2	3.0
Avg. Stride Freq. [Hz]	2.4	2.4	2.3	2.4	2.4	2.3
Avg. Stride Length [m]	6.6	7.4	7.5	7.5	7.5	7.0



- [] Ranking at each section and finish
- :-:- No data available at this section
- NA No data available

Horse/Jockey Name	Chicago King/Daniel Moor
Finish Rank	7
Fastest Section Time (Section)	0:11.18 (600-400)
Top Speed [km/h] (Section)	65.8 (400-200)
Race State	Finished



Eagle Farm QLD --Professional-2026-05-06

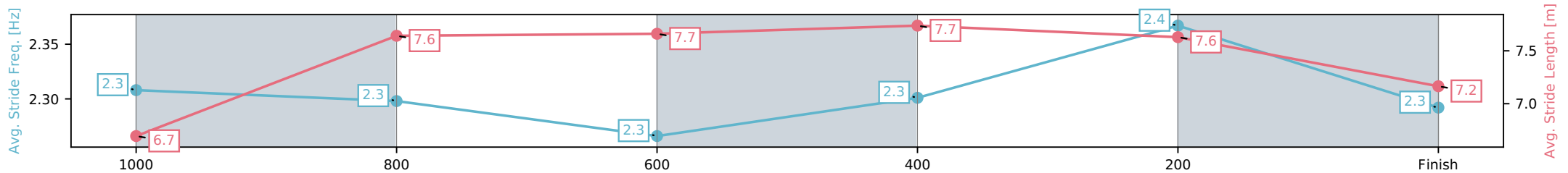
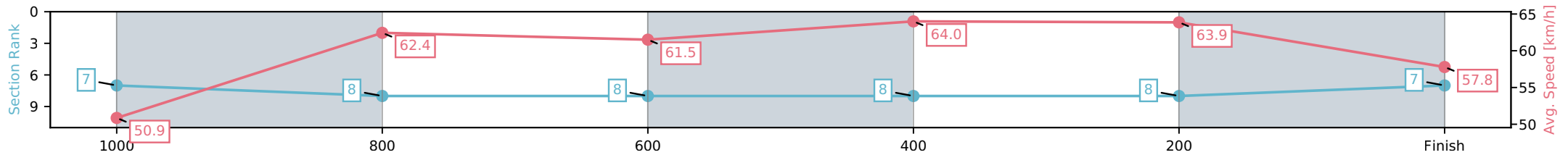
Race 6: XXXX GOLD Class 1 Handicap - 1200m

06 May 2026 - 2:53PM

Track Rating: Soft 5, Weather: Fine, Rail Position: +12m Entire Circuit



Section	L1200	L1000	L800	L600	L400	L200
Section Times	1:12.70 (0:14.42)	0:58.28 [8] (0:11.62)	0:46.66 [8] (0:11.71)	0:34.95 [8] (0:11.18)	0:23.76 [8] (0:11.28)	0:12.49 [7] (0:12.49)
Average Speed [km/h]	50.9	62.4	61.5	64.0	63.9	57.8
Top Speed [km/h]	62.9	63.2	62.0	65.7	65.8	62.4
Avg. Dist. to Rail [m]	3.3	1.4	0.5	1.3	0.6	0.9
Avg. Stride Freq. [Hz]	2.3	2.3	2.3	2.3	2.4	2.3
Avg. Stride Length [m]	6.7	7.6	7.7	7.7	7.6	7.2



- [] Ranking at each section and finish
- :-:- No data available at this section
- NA No data available

Horse/Jockey Name	Kundabung/Kyle Wilson-Taylor
Finish Rank	8
Fastest Section Time (Section)	0:11.20 (400-200)
Top Speed [km/h] (Section)	66.2 (600-400)
Race State	Finished



Eagle Farm QLD --Professional-2026-05-06

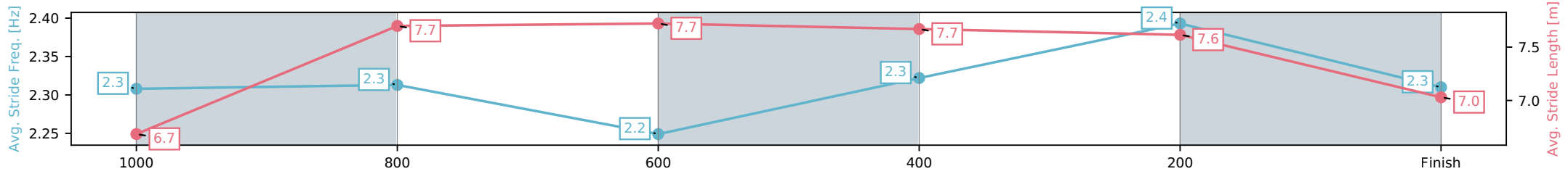
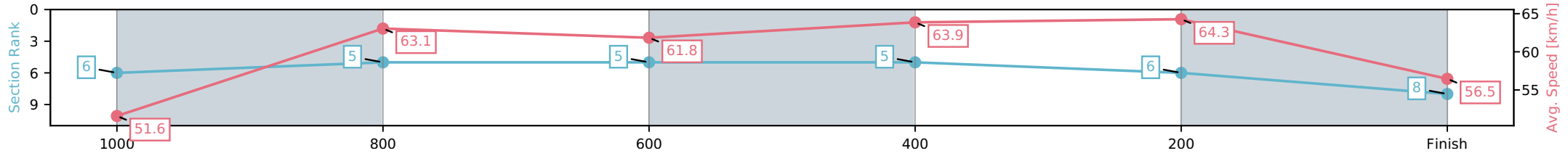
Race 6: XXXX GOLD Class 1 Handicap - 1200m

06 May 2026 - 2:53PM

Track Rating: Soft 5, Weather: Fine, Rail Position: +12m Entire Circuit



Section	L1200	L1000	L800	L600	L400	L200
Section Times	1:12.73 (0:14.20)	0:58.52 [5] (0:11.55)	0:46.97 [5] (0:11.77)	0:35.20 [5] (0:11.27)	0:23.93 [6] (0:11.20)	0:12.73 [8] (0:12.73)
Average Speed [km/h]	51.6	63.1	61.8	63.9	64.3	56.5
Top Speed [km/h]	65.8	65.2	62.5	66.2	66.1	60.5
Avg. Dist. to Rail [m]	4.8	2.5	2.3	0.6	0.8	1.3
Avg. Stride Freq. [Hz]	2.3	2.3	2.2	2.3	2.4	2.3
Avg. Stride Length [m]	6.7	7.7	7.7	7.7	7.6	7.0

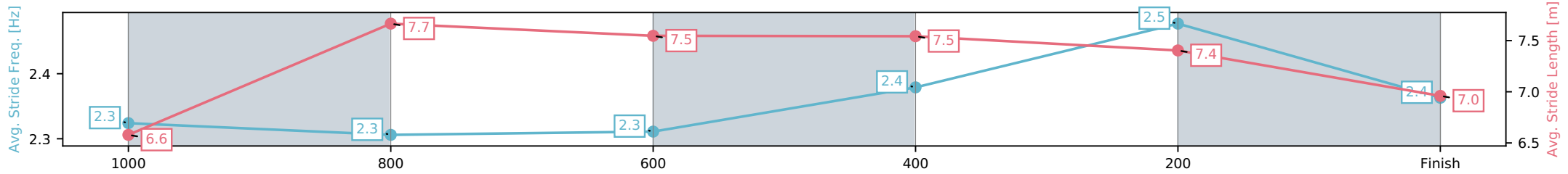
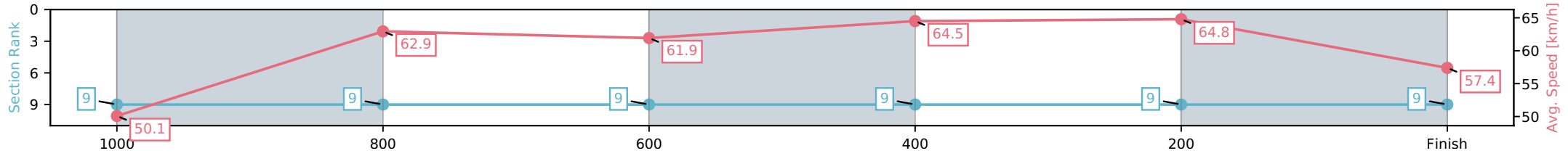


[] Ranking at each section and finish
 -:-:- No data available at this section
 NA No data available

Horse/Jockey Name	Rosso Levanto/Angela Jones
Finish Rank	9
Fastest Section Time (Section)	0:11.11 (400-200)
Top Speed [km/h] (Section)	66.4 (600-400)
Race State	Finished



Section	L1200	L1000	L800	L600	L400	L200
Section Times	1:12.97 (0:14.68)	0:58.29 [9] (0:11.64)	0:46.65 [9] (0:11.76)	0:34.89 [9] (0:11.20)	0:23.68 [9] (0:11.11)	0:12.57 [9] (0:12.57)
Average Speed [km/h]	50.1	62.9	61.9	64.5	64.8	57.4
Top Speed [km/h]	64.5	63.5	62.5	66.4	66.4	61.6
Avg. Dist. to Rail [m]	3.2	3.7	2.9	0.7	3.3	4.6
Avg. Stride Freq. [Hz]	2.3	2.3	2.3	2.4	2.5	2.4
Avg. Stride Length [m]	6.6	7.7	7.5	7.5	7.4	7.0



[] Ranking at each section and finish
 -:-:- No data available at this section
 NA No data available



Eagle Farm QLD

Race 7: MULLINS LAWYERS Class 3 Handicap - 1000m

06 May 2026 - 3:30PM



BRISBANE
RACING CLUB

Track Rating: Soft 5, Weather: Fine, Rail Position: +12m Entire Circuit

Field Times 0:58.41 0:45.37 0:34.80 0:23.70 0:12.38
(Race Tempo) (0:13.04) (0:10.57) (0:11.11) (0:11.32) (0:12.38)

Rank	TAB#	Horse	Overall Time	First 400m	Top Speed km/h (Section)	L1000	L800	L600	L400	L200			
	(BAR#)	Jockey	Margin (DT-W)	Last 600m	Fastest Section (Time)	Start - 800	800 - 600	600 - 400	400 - 200	200 - Finish			
1	11	Mercian	0:58.41	0:23.95	67.8 (800-600)	0:58.41	0:45.17 [4]	0:34.46 [4]	0:23.50 [4]	0:12.24 [2]			
	(1)	Georgina Cartwright		0:34.46	800-600 (0:10.71)	(0:13.24)	(0:10.71)	(0:10.96)	(0:11.26)	(0:12.24)			
2	1	Braveheart	0:58.56	0:23.71	68.7 (800-600)	0:58.56	0:45.48 [3]	0:34.85 [3]	0:23.84 [1]	0:12.53 [1]			
	(3)	Angela Jones	0.8L (+1)	0:34.85	800-600 (0:10.63)	(0:13.08)	(0:10.63)	(0:11.00)	(0:11.32)	(0:12.53)			
3	10	Smart Shazza	0:58.57	0:24.57	67.5 (800-600)	0:58.57	0:44.86 [8]	0:34.01 [9]	0:23.07 [9]	0:12.09 [5]			
	(8)	Taylor Marshall	0.9L (+5)	0:34.01	800-600 (0:10.86)	(0:13.71)	(0:10.86)	(0:10.94)	(0:10.98)	(0:12.09)			
4	12	Gagnante Enchere	0:58.75	0:24.34	67.4 (800-600)	0:58.75	0:45.29 [6]	0:34.41 [7]	0:23.48 [7]	0:12.17 [8]			
	(2)	Mark Du Plessis	1.9L (+7)	0:34.40	800-600 (0:10.88)	(0:13.46)	(0:10.88)	(0:10.93)	(0:11.30)	(0:12.17)			
5	9	Miss McLaren	0:58.92	0:24.54	68.0 (800-600)	0:58.92	0:45.19 [9]	0:34.39 [8]	0:23.55 [8]	0:12.58 [4]			
	(9)	Jake Bayliss	3.0L (+5)	0:34.39	800-600 (0:10.81)	(0:13.73)	(0:10.81)	(0:10.84)	(0:10.97)	(0:12.58)			
6	6	Impact Zone	0:59.28	0:24.21	68.8 (800-600)	0:59.28	0:45.80 [7]	0:35.08 [6]	0:24.09 [6]	0:12.70 [9]			
	(6)	Ben Thompson	5.1L (+11)	0:35.08	800-600 (0:10.73)	(0:13.48)	(0:10.73)	(0:10.99)	(0:11.39)	(0:12.70)			
7	7	Caxton Lass	0:59.33	0:24.17	68.2 (800-600)	0:59.33	0:45.90 [5]	0:35.16 [5]	0:24.20 [5]	0:12.83 [6]			
	(5)	Leah Martyn	5.4L (+4)	0:35.16	800-600 (0:10.74)	(0:13.43)	(0:10.74)	(0:10.96)	(0:11.37)	(0:12.83)			
8	3	Vein Girl	0:59.37	0:23.61	70.4 (1000 - 800)	0:59.37	0:46.33 [1]	0:35.76 [1]	0:24.61 [2]	0:13.18 [3]			
	(7)	Courtney Bellamy	5.6L (+8)	0:35.76	800-600 (0:10.57)	(0:13.04)	(0:10.57)	(0:11.15)	(0:11.43)	(0:13.18)			
9	8	Hey Daisy	1:00.07	0:23.68	69.8 (800-600)	1:00.07	0:47.00 [2]	0:36.39 [2]	0:25.25 [3]	0:13.52 [7]			
	(4)	Chelsea Baker	9.7L (+3)	0:36.39	800-600 (0:10.61)	(0:13.07)	(0:10.61)	(0:11.14)	(0:11.73)	(0:13.52)			

Scratched: Manukau (#2), Winchman (#4), Missile One (#5), Bold Bidder (#13)

Report Created: Wed 06 May 2026

(Note: Races are conducted over an approximate distance as close as possible to the advertised distance, and recorded data may vary accordingly. Official times refer to race times only and do not include handicap times.)

[] Position in running at each section and finish TAB# Saddle cloth number

Fastest split

-:--:-- No data available at this section

BAR# Barrier/Gate Position

Fastest section

NA No data available

DNF Did not finish

DNT Did not track

DT-W Distance travelled compared to winner in metres

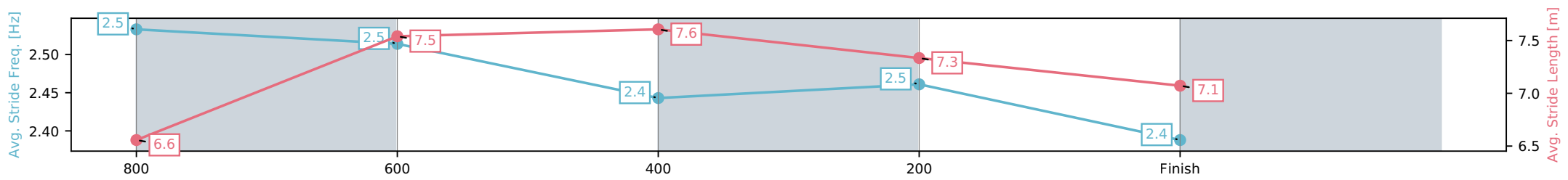
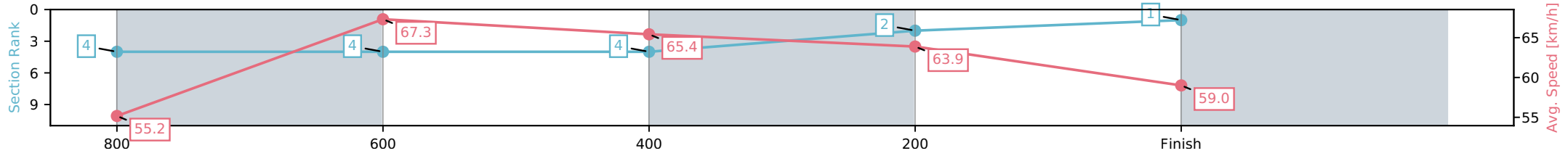
Horse/Jockey Name	Mercian/Georgina Cartwright
Finish Rank	1
Fastest Section Time (Section)	0:10.71 (800-600)
Top Speed [km/h] (Section)	67.8 (800-600)
Race State	Finished



Eagle Farm QLD --Professional-2026-05-06
 Race 7: MULLINS LAWYERS Class 3 Handicap - 1000m
 06 May 2026 - 3:30PM
 Track Rating: Soft 5, Weather: Fine, Rail Position: +12m Entire Circuit



Section	L1000	L800	L600	L400	L200
Section Times	0:58.41 (0:13.24)	0:45.17 [4] (0:10.71)	0:34.46 [4] (0:10.96)	0:23.50 [2] (0:11.26)	0:12.24 [1] (0:12.24)
Average Speed [km/h]	55.2	67.3	65.4	63.9	59.0
Top Speed [km/h]	67.5	67.8	67.4	64.9	62.9
Avg. Dist. to Rail [m]	1.4	0.6	1.1	1.4	0.7
Avg. Stride Freq. [Hz]	2.5	2.5	2.4	2.5	2.4
Avg. Stride Length [m]	6.6	7.5	7.6	7.3	7.1



[] Ranking at each section and finish
 -:-:- No data available at this section
 NA No data available

Horse/Jockey Name	Braveheart/Angela Jones
Finish Rank	2
Fastest Section Time (Section)	0:10.63 (800-600)
Top Speed [km/h] (Section)	68.7 (800-600)
Race State	Finished



Eagle Farm QLD --Professional-2026-05-06

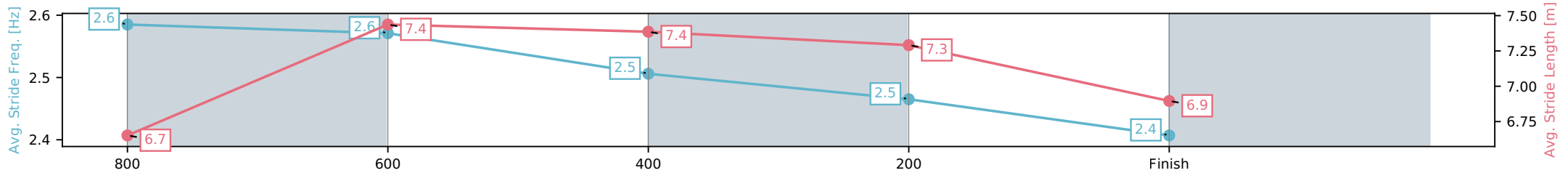
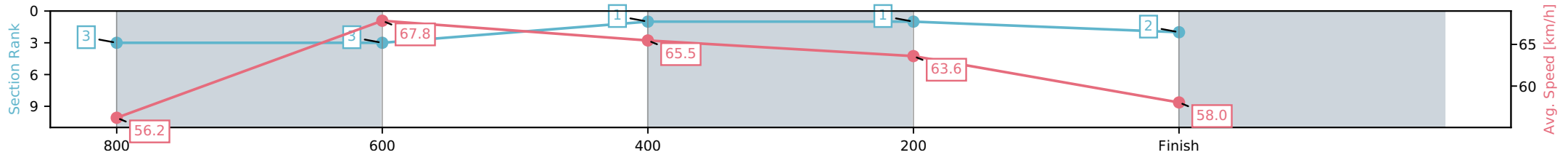
Race 7: MULLINS LAWYERS Class 3 Handicap - 1000m

06 May 2026 - 3:30PM

Track Rating: Soft 5, Weather: Fine, Rail Position: +12m Entire Circuit



Section	L1000	L800	L600	L400	L200
Section Times	0:58.56 (0:13.08)	0:45.48 [3] (0:10.63)	0:34.85 [1] (0:11.00)	0:23.84 [1] (0:11.32)	0:12.53 [2] (0:12.53)
Average Speed [km/h]	56.2	67.8	65.5	63.6	58.0
Top Speed [km/h]	68.5	68.7	67.6	64.7	61.9
Avg. Dist. to Rail [m]	2.1	0.7	0.2	0.6	2.3
Avg. Stride Freq. [Hz]	2.6	2.6	2.5	2.5	2.4
Avg. Stride Length [m]	6.7	7.4	7.4	7.3	6.9



- [] Ranking at each section and finish
- :-:- No data available at this section
- NA No data available

Horse/Jockey Name	Smart Shazza/Taylor Marshall
Finish Rank	3
Fastest Section Time (Section)	0:10.86 (800-600)
Top Speed [km/h] (Section)	67.5 (800-600)
Race State	Finished



Eagle Farm QLD --Professional-2026-05-06

Race 7: MULLINS LAWYERS Class 3 Handicap - 1000m

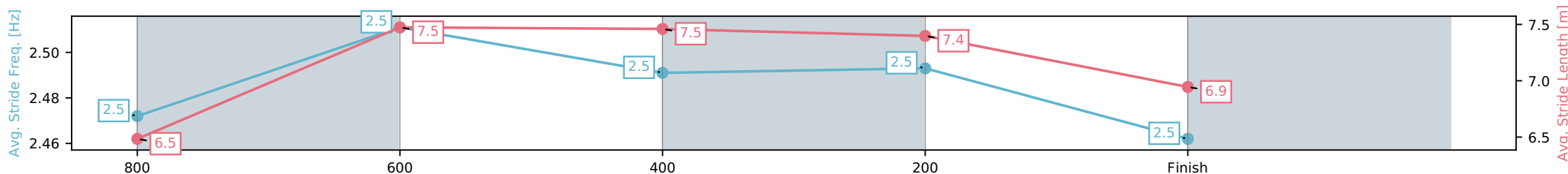
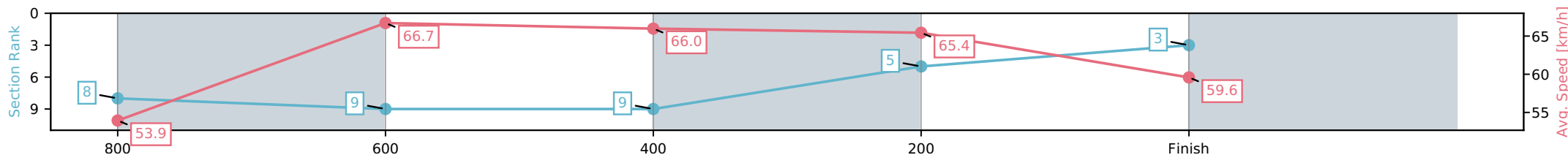
06 May 2026 - 3:30PM

Track Rating: Soft 5, Weather: Fine, Rail Position: +12m Entire Circuit



BRISBANE RACING CLUB

Section	L1000	L800	L600	L400	L200
Section Times	0:58.57 (0:13.71)	0:44.86 [9] (0:10.86)	0:34.01 [9] (0:10.94)	0:23.07 [5] (0:10.98)	0:12.09 [3] (0:12.09)
Average Speed [km/h]	53.9	66.7	66.0	65.4	59.6
Top Speed [km/h]	66.9	67.5	66.8	66.4	64.3
Avg. Dist. to Rail [m]	4.9	1.6	0.3	0.5	2.5
Avg. Stride Freq. [Hz]	2.5	2.5	2.5	2.5	2.5
Avg. Stride Length [m]	6.5	7.5	7.5	7.4	6.9



- [] Ranking at each section and finish
- :-:- No data available at this section
- NA No data available

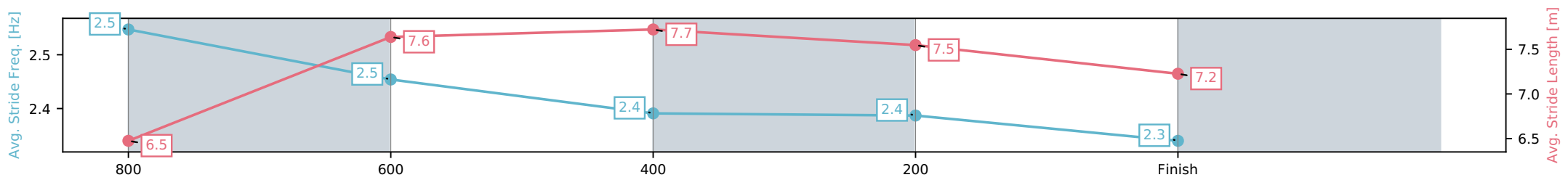
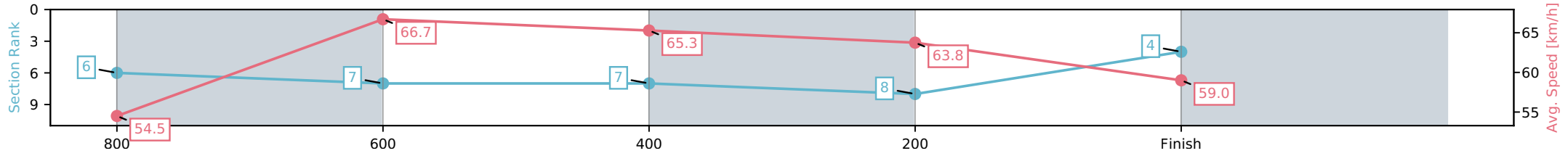
Horse/Jockey Name	Gagnante Enchere/Mark Du Plessis
Finish Rank	4
Fastest Section Time (Section)	0:10.88 (800-600)
Top Speed [km/h] (Section)	67.4 (800-600)
Race State	Finished



Eagle Farm QLD --Professional-2026-05-06
 Race 7: MULLINS LAWYERS Class 3 Handicap - 1000m
 06 May 2026 - 3:30PM
 Track Rating: Soft 5, Weather: Fine, Rail Position: +12m Entire Circuit



Section	L1000	L800	L600	L400	L200
Section Times	0:58.75 (0:13.46)	0:45.29 [7] (0:10.88)	0:34.41 [7] (0:10.93)	0:23.48 [8] (0:11.30)	0:12.17 [4] (0:12.17)
Average Speed [km/h]	54.5	66.7	65.3	63.8	59.0
Top Speed [km/h]	66.5	67.4	65.9	64.4	62.6
Avg. Dist. to Rail [m]	1.8	1.7	1.9	2.2	1.5
Avg. Stride Freq. [Hz]	2.5	2.5	2.4	2.4	2.3
Avg. Stride Length [m]	6.5	7.6	7.7	7.5	7.2



[] Ranking at each section and finish
 -:-:- No data available at this section
 NA No data available

Horse/Jockey Name	Miss McLaren/Jake Bayliss
Finish Rank	5
Fastest Section Time (Section)	0:10.81 (800-600)
Top Speed [km/h] (Section)	68.0 (800-600)
Race State	Finished



Eagle Farm QLD --Professional-2026-05-06

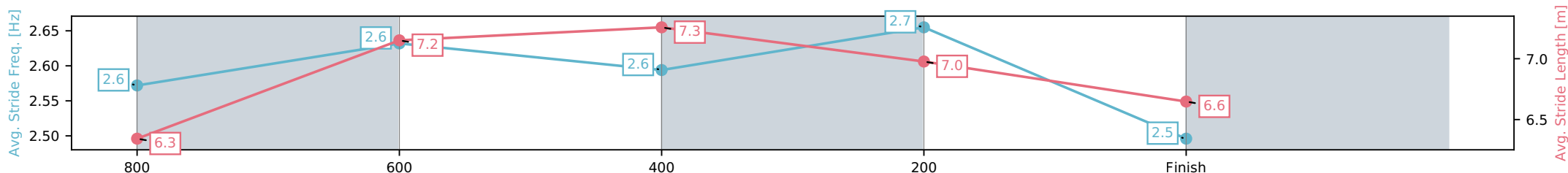
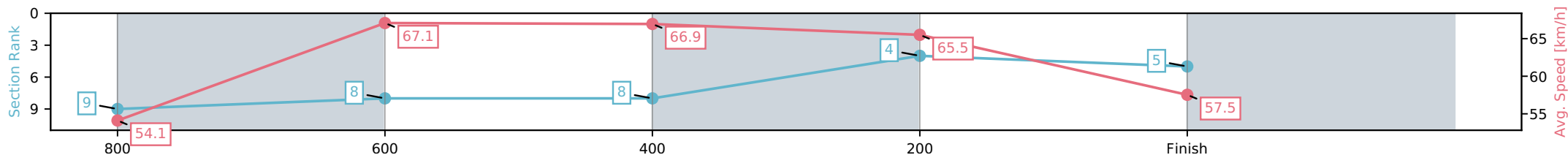
Race 7: MULLINS LAWYERS Class 3 Handicap - 1000m

06 May 2026 - 3:30PM

Track Rating: Soft 5, Weather: Fine, Rail Position: +12m Entire Circuit



Section	L1000	L800	L600	L400	L200
Section Times	0:58.92 (0:13.73)	0:45.19 [8] (0:10.81)	0:34.39 [8] (0:10.84)	0:23.55 [4] (0:10.97)	0:12.58 [5] (0:12.58)
Average Speed [km/h]	54.1	67.1	66.9	65.5	57.5
Top Speed [km/h]	66.4	68.0	67.4	66.7	63.3
Avg. Dist. to Rail [m]	6.2	1.8	1.7	4.5	4.8
Avg. Stride Freq. [Hz]	2.6	2.6	2.6	2.7	2.5
Avg. Stride Length [m]	6.3	7.2	7.3	7.0	6.6



- [] Ranking at each section and finish
- :-:- No data available at this section
- NA No data available

Horse/Jockey Name	Impact Zone/Ben Thompson
Finish Rank	6
Fastest Section Time (Section)	0:10.73 (800-600)
Top Speed [km/h] (Section)	68.8 (800-600)
Race State	Finished



Eagle Farm QLD --Professional-2026-05-06

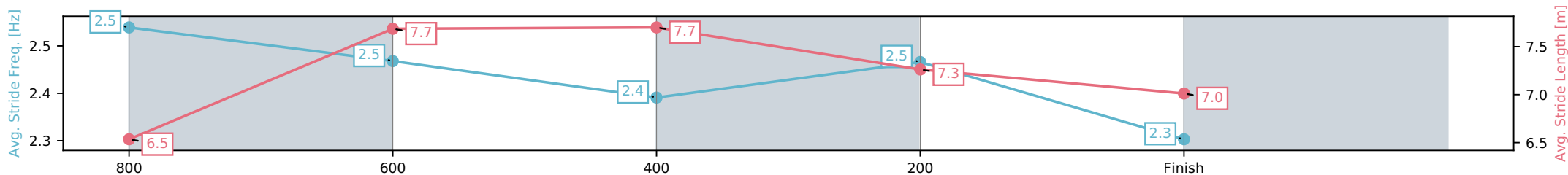
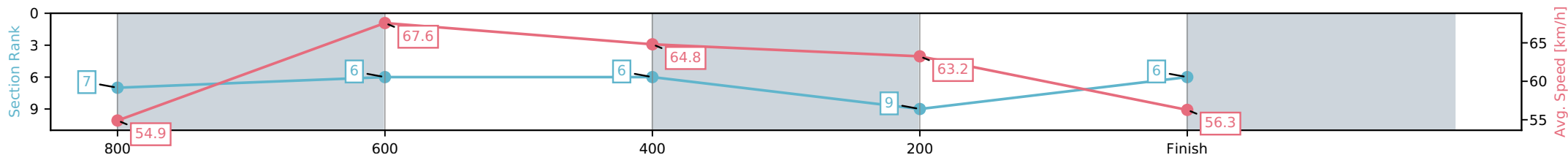
Race 7: MULLINS LAWYERS Class 3 Handicap - 1000m

06 May 2026 - 3:30PM

Track Rating: Soft 5, Weather: Fine, Rail Position: +12m Entire Circuit



Section	L1000	L800	L600	L400	L200
Section Times	0:59.28 (0:13.48)	0:45.80 [6] (0:10.73)	0:35.08 [6] (0:10.99)	0:24.09 [9] (0:11.39)	0:12.70 [6] (0:12.70)
Average Speed [km/h]	54.9	67.6	64.8	63.2	56.3
Top Speed [km/h]	68.0	68.8	67.3	64.5	61.1
Avg. Dist. to Rail [m]	4.3	1.9	2.3	0.6	1.8
Avg. Stride Freq. [Hz]	2.5	2.5	2.4	2.5	2.3
Avg. Stride Length [m]	6.5	7.7	7.7	7.3	7.0



- [] Ranking at each section and finish
- :-:- No data available at this section
- NA No data available

Horse/Jockey Name	Caxton Lass/Leah Martyn
Finish Rank	7
Fastest Section Time (Section)	0:10.74 (800-600)
Top Speed [km/h] (Section)	68.2 (800-600)
Race State	Finished



Eagle Farm QLD --Professional-2026-05-06

Race 7: MULLINS LAWYERS Class 3 Handicap - 1000m

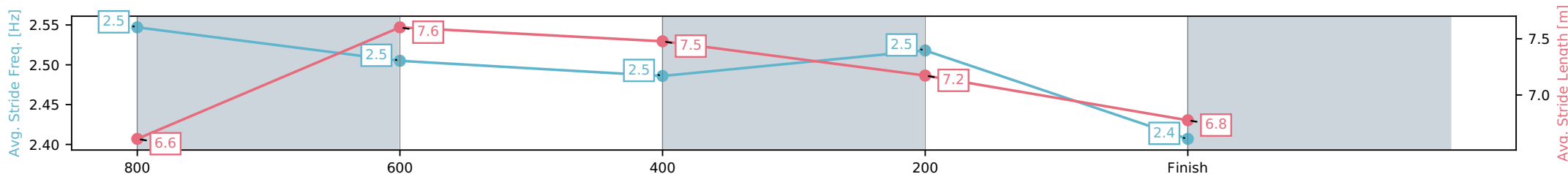
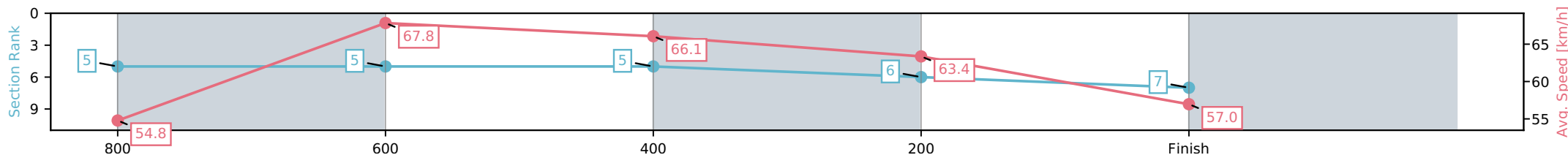
06 May 2026 - 3:30PM

Track Rating: Soft 5, Weather: Fine, Rail Position: +12m Entire Circuit



BRISBANE RACING CLUB

Section	L1000	L800	L600	L400	L200
Section Times	0:59.33 (0:13.43)	0:45.90 [5] (0:10.74)	0:35.16 [5] (0:10.96)	0:24.20 [6] (0:11.37)	0:12.83 [7] (0:12.83)
Average Speed [km/h]	54.8	67.8	66.1	63.4	57.0
Top Speed [km/h]	67.8	68.2	67.4	65.6	60.4
Avg. Dist. to Rail [m]	3.1	2.6	1.2	2.9	3.8
Avg. Stride Freq. [Hz]	2.5	2.5	2.5	2.5	2.4
Avg. Stride Length [m]	6.6	7.6	7.5	7.2	6.8



- [] Ranking at each section and finish
- :-:- No data available at this section
- NA No data available

Horse/Jockey Name	Vein Girl/Courtney Bellamy
Finish Rank	8
Fastest Section Time (Section)	0:10.57 (800-600)
Top Speed [km/h] (Section)	70.4 (1000 - 800)
Race State	Finished



Eagle Farm QLD --Professional-2026-05-06

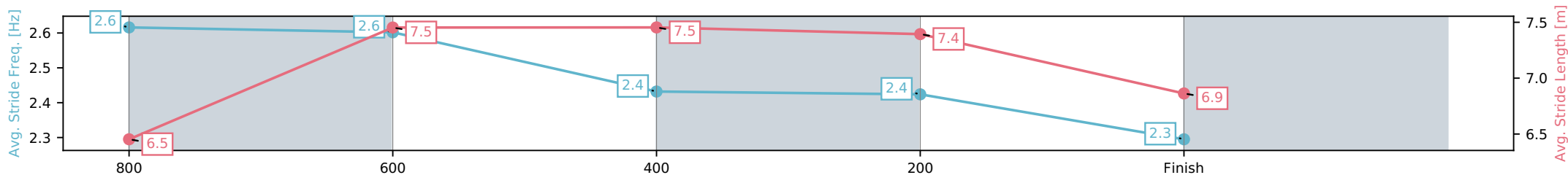
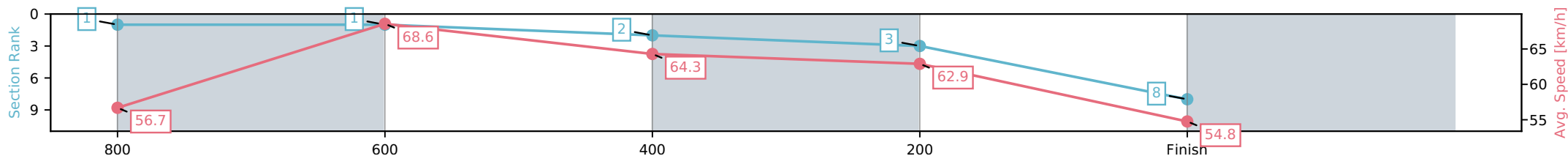
Race 7: MULLINS LAWYERS Class 3 Handicap - 1000m

06 May 2026 - 3:30PM

Track Rating: Soft 5, Weather: Fine, Rail Position: +12m Entire Circuit



Section	L1000	L800	L600	L400	L200
Section Times	0:59.37 (0:13.04)	0:46.33 [1] (0:10.57)	0:35.76 [2] (0:11.15)	0:24.61 [3] (0:11.43)	0:13.18 [8] (0:13.18)
Average Speed [km/h]	56.7	68.6	64.3	62.9	54.8
Top Speed [km/h]	70.4	70.1	65.8	65.3	59.2
Avg. Dist. to Rail [m]	5.0	1.7	1.2	1.1	0.7
Avg. Stride Freq. [Hz]	2.6	2.6	2.4	2.4	2.3
Avg. Stride Length [m]	6.5	7.5	7.5	7.4	6.9



- [] Ranking at each section and finish
- :-:- No data available at this section
- NA No data available

Horse/Jockey Name	Hey Daisy/Chelsea Baker
Finish Rank	9
Fastest Section Time (Section)	0:10.61 (800-600)
Top Speed [km/h] (Section)	69.8 (800-600)
Race State	Finished



Eagle Farm QLD --Professional-2026-05-06

Race 7: MULLINS LAWYERS Class 3 Handicap - 1000m

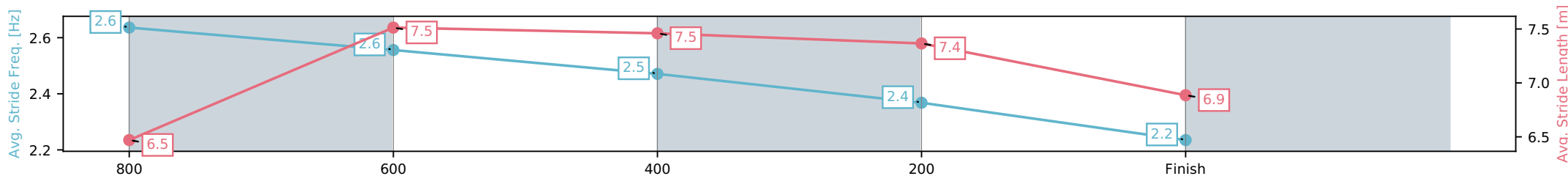
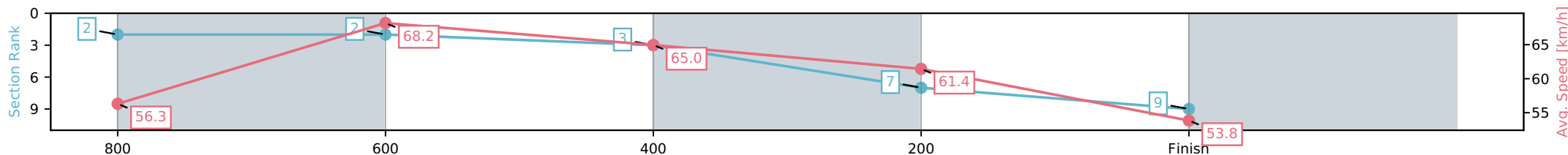
06 May 2026 - 3:30PM

Track Rating: Soft 5, Weather: Fine, Rail Position: +12m Entire Circuit



BRISBANE RACING CLUB

Section	L1000	L800	L600	L400	L200
Section Times	1:00.07 (0:13.07)	0:47.00 [2] (0:10.61)	0:36.39 [3] (0:11.14)	0:25.25 [7] (0:11.73)	0:13.52 [9] (0:13.52)
Average Speed [km/h]	56.3	68.2	65.0	61.4	53.8
Top Speed [km/h]	68.8	69.8	66.8	63.1	57.9
Avg. Dist. to Rail [m]	3.1	1.0	1.3	0.9	0.3
Avg. Stride Freq. [Hz]	2.6	2.6	2.5	2.4	2.2
Avg. Stride Length [m]	6.5	7.5	7.5	7.4	6.9



- [] Ranking at each section and finish
- :-:- No data available at this section
- NA No data available



Eagle Farm QLD

Race 8: LADBROKES MATES MODE BENCHMARK 78 Handicap - 1600m

06 May 2026 - 4:09PM

Track Rating: Soft 5, Weather: Fine, Rail Position: +12m Entire Circuit



BRISBANE RACING CLUB

Field Times	1:38.04	1:24.39	1:12.88	1:01.01	0:48.88	0:36.96	0:25.15	0:13.07
(Race Tempo)	(0:13.65)	(0:11.52)	(0:11.87)	(0:12.13)	(0:11.92)	(0:11.81)	(0:12.08)	(0:13.07)

Rank	TAB#	Horse	Overall Time	First 400m	Top Speed km/h (Section)	L1600	L1400	L1200	L1000	L800	L600	L400	L200
	(BAR#)	Jockey	Margin (DT-W)	Last 600m	Fastest Section (Time)	Start - 1400	1400 - 1200	1200 - 1000	1000 - 800	800 - 600	600 - 400	400 - 200	200 - Finish
1	9	October	1:38.04	0:26.20	63.7 (400-200)	1:38.04	1:23.64 [8]	1:11.84 [8]	0:59.87 [8]	0:47.59 [8]	0:35.60 [8]	0:24.11 [8]	0:12.58 [8]
	(9)	Emily Lang		0:35.60	600-400 (0:11.49)	(0:14.40)	(0:11.80)	(0:11.98)	(0:12.28)	(0:11.99)	(0:11.49)	(0:11.53)	(0:12.58)
2	2	Grinzing Knight	1:38.12	0:25.17	63.8 (1400-1200)	1:38.12	1:24.47 [1]	1:12.96 [1]	1:01.09 [1]	0:48.96 [1]	0:37.04 [1]	0:25.23 [1]	0:13.15 [1]
	(5)	Chelsea Baker	0.5L (+2)	0:37.04	1400-1200 (0:11.52)	(0:13.65)	(0:11.52)	(0:11.87)	(0:12.13)	(0:11.92)	(0:11.81)	(0:12.08)	(0:13.15)
3	10	Cast Party	1:38.16	0:25.59	62.6 (1400-1200)	1:38.16	1:24.24 [5]	1:12.57 [5]	1:00.62 [4]	0:48.39 [4]	0:36.50 [4]	0:24.85 [4]	0:12.98 [3]
	(1)	Ben Thompson	0.7L (-2)	0:36.51	600-400 (0:11.66)	(0:13.92)	(0:11.67)	(0:11.95)	(0:12.24)	(0:11.88)	(0:11.66)	(0:11.87)	(0:12.98)
4	6	Smart As Smart	1:38.51	0:25.92	62.4 (600-400)	1:38.51	1:24.38 [6]	1:12.59 [6]	1:00.58 [6]	0:48.25 [7]	0:36.39 [7]	0:24.80 [7]	0:13.06 [7]
	(4)	Jake Bayliss	2.8L (-4)	0:36.39	600-400 (0:11.58)	(0:14.13)	(0:11.79)	(0:12.01)	(0:12.34)	(0:11.86)	(0:11.58)	(0:11.75)	(0:13.06)
5	7	The Irish	1:38.53	0:25.57	63.4 (1400-1200)	1:38.53	1:24.63 [4]	1:12.96 [4]	1:00.91 [5]	0:48.64 [5]	0:36.74 [5]	0:25.06 [5]	0:13.14 [5]
	(2)	Michael Rodd	2.9L (-4)	0:36.74	1400-1200 (0:11.67)	(0:13.90)	(0:11.67)	(0:12.05)	(0:12.26)	(0:11.90)	(0:11.68)	(0:11.92)	(0:13.14)
6	3	Cape Crusader	1:38.65	0:26.00	63.1 (400-200)	1:38.65	1:24.43 [7]	1:12.64 [7]	1:00.72 [7]	0:48.63 [6]	0:36.76 [6]	0:25.17 [6]	0:13.53 [2]
	(8)	Daniel Moor	3.6L (-6)	0:36.76	600-400 (0:11.59)	(0:14.22)	(0:11.78)	(0:11.93)	(0:12.09)	(0:11.87)	(0:11.59)	(0:11.64)	(0:13.53)
7	1	Rattle And Hum	1:39.11	0:25.23	63.7 (1400-1200)	1:39.11	1:25.37 [3]	1:13.88 [2]	1:01.93 [2]	0:49.66 [2]	0:37.55 [3]	0:25.89 [2]	0:13.77 [4]
	(7)	Benjamin Osmond	6.3L (+4)	0:37.55	1400-1200 (0:11.49)	(0:13.74)	(0:11.49)	(0:11.95)	(0:12.27)	(0:12.11)	(0:11.66)	(0:12.12)	(0:13.77)
8	8	Thinkhardandfast	1:39.36	0:25.25	66.4 (1600 - 1400)	1:39.36	1:25.66 [2]	1:14.11 [3]	1:02.00 [3]	0:49.79 [3]	0:37.80 [2]	0:26.06 [3]	0:13.95 [6]
	(6)	Angela Jones	7.8L (-4)	0:37.80	1400-1200 (0:11.55)	(0:13.70)	(0:11.55)	(0:12.11)	(0:12.21)	(0:11.99)	(0:11.74)	(0:12.11)	(0:13.95)

Scratched: Nana's Wish (#4), Koruto (#5), Contingency (#11)

Report Created: Wed 06 May 2026

(Note: Races are conducted over an approximate distance as close as possible to the advertised distance, and recorded data may vary accordingly. Official times refer to race times only and do not include handicap times.)

[] Position in running at each section and finish TAB# Saddle cloth number

-:--:-- No data available at this section

NA No data available

DNT Did not track

BAR# Barrier/Gate Position

DNF Did not finish

DT-W Distance travelled compared to winner in metres

[] Fastest split

[█] Fastest section

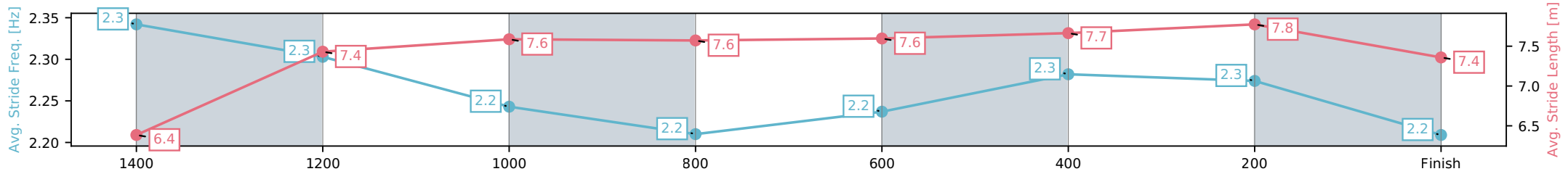
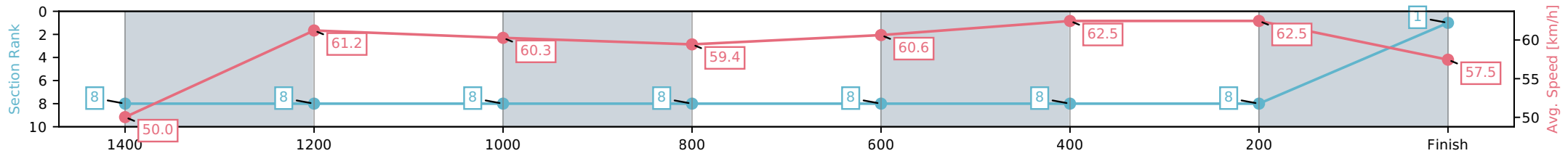
Horse/Jockey Name	October/Emily Lang
Finish Rank	1
Fastest Section Time (Section)	0:11.49 (600-400)
Top Speed [km/h] (Section)	63.7 (400-200)
Race State	Finished



Eagle Farm QLD --Professional-2026-05-06
 Race 8: LADBROKES MATES MODE BENCHMARK 78
 Handicap - 1600m
 06 May 2026 - 4:09PM
 Track Rating: Soft 5, Weather: Fine, Rail Position: +12m Entire Circuit



Section	L1600	L1400	L1200	L1000	L800	L600	L400	L200
Section Times	1:38.04 (0:14.40)	1:23.64 [8] (0:11.80)	1:11.84 [8] (0:11.98)	0:59.87 [8] (0:12.28)	0:47.59 [8] (0:11.99)	0:35.60 [8] (0:11.49)	0:24.11 [8] (0:11.53)	0:12.58 [1] (0:12.58)
Average Speed [km/h]	50.0	61.2	60.3	59.4	60.6	62.5	62.5	57.5
Top Speed [km/h]	59.9	62.6	61.9	60.1	61.8	63.0	63.7	60.2
Avg. Dist. to Rail [m]	8.5	2.9	3.0	2.9	2.2	0.8	1.2	0.5
Avg. Stride Freq. [Hz]	2.3	2.3	2.2	2.2	2.2	2.3	2.3	2.2
Avg. Stride Length [m]	6.4	7.4	7.6	7.6	7.6	7.7	7.8	7.4



Report Created: Wed 06 May 2026 (Note: Timing is based on positional data)

[] Ranking at each section and finish
 -:-:- No data available at this section
 NA No data available

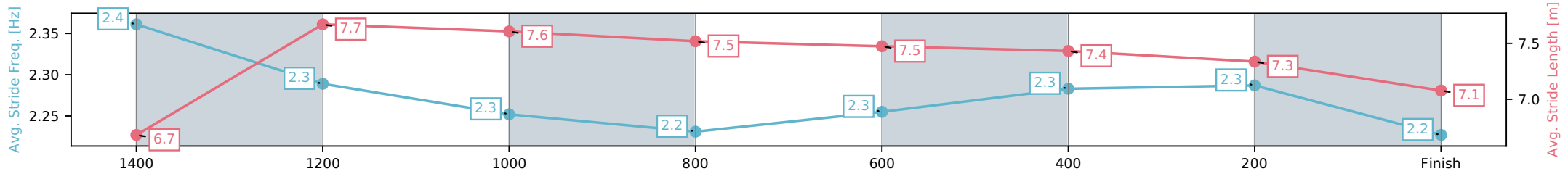
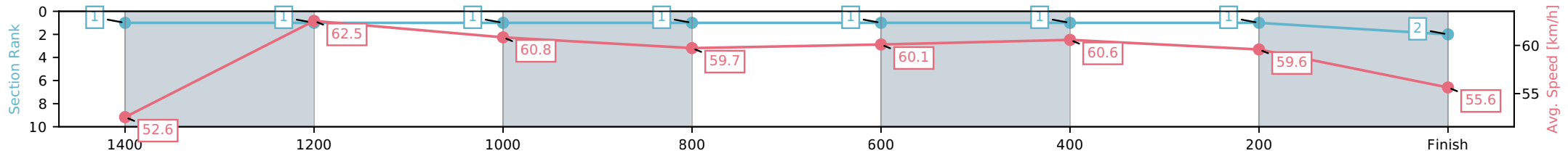
Horse/Jockey Name	Grinzing Knight/Chelsea Baker
Finish Rank	2
Fastest Section Time (Section)	0:11.52 (1400-1200)
Top Speed [km/h] (Section)	63.8 (1400-1200)
Race State	Finished



Eagle Farm QLD --Professional-2026-05-06
 Race 8: LADBROKES MATES MODE BENCHMARK 78
 Handicap - 1600m
 06 May 2026 - 4:09PM
 Track Rating: Soft 5, Weather: Fine, Rail Position: +12m Entire Circuit



Section	L1600	L1400	L1200	L1000	L800	L600	L400	L200
Section Times	1:38.12 (0:13.65)	1:24.47 [1] (0:11.52)	1:12.96 [1] (0:11.87)	1:01.09 [1] (0:12.13)	0:48.96 [1] (0:11.92)	0:37.04 [1] (0:11.81)	0:25.23 [1] (0:12.08)	0:13.15 [2] (0:13.15)
Average Speed [km/h]	52.6	62.5	60.8	59.7	60.1	60.6	59.6	55.6
Top Speed [km/h]	63.4	63.8	62.4	60.0	60.9	61.2	61.0	57.7
Avg. Dist. to Rail [m]	4.2	1.9	2.1	1.2	1.1	1.5	1.7	0.8
Avg. Stride Freq. [Hz]	2.4	2.3	2.3	2.2	2.3	2.3	2.3	2.2
Avg. Stride Length [m]	6.7	7.7	7.6	7.5	7.5	7.4	7.3	7.1



Report Created: Wed 06 May 2026 (Note: Timing is based on positional data)

[] Ranking at each section and finish
 -:-:- No data available at this section
 NA No data available



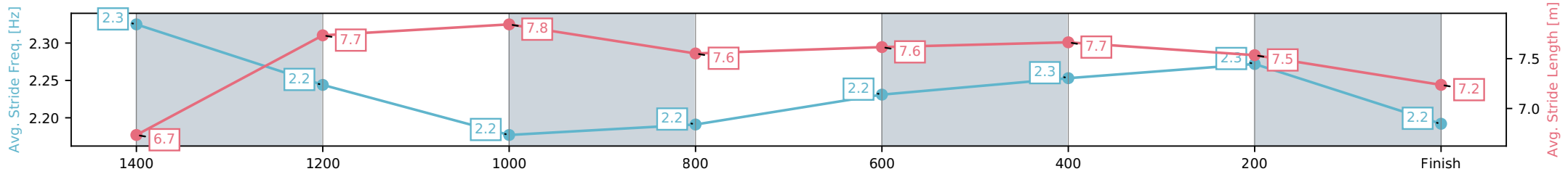
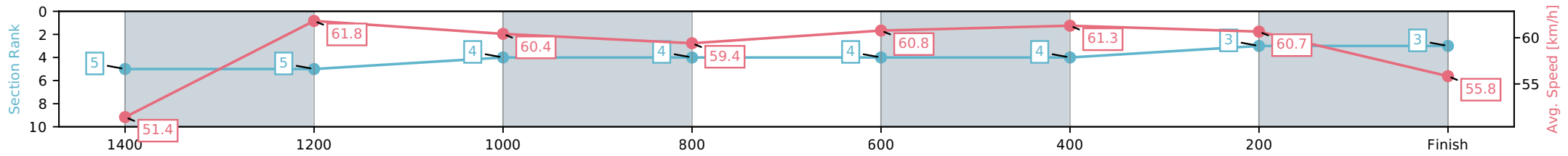
Horse/Jockey Name	Cast Party/Ben Thompson
Finish Rank	3
Fastest Section Time (Section)	0:11.66 (600-400)
Top Speed [km/h] (Section)	62.6 (1400-1200)
Race State	Finished



Eagle Farm QLD --Professional-2026-05-06
 Race 8: LADBROKES MATES MODE BENCHMARK 78
 Handicap - 1600m
 06 May 2026 - 4:09PM
 Track Rating: Soft 5, Weather: Fine, Rail Position: +12m Entire Circuit



Section	L1600	L1400	L1200	L1000	L800	L600	L400	L200
Section Times	1:38.16 (0:13.92)	1:24.24 [5] (0:11.67)	1:12.57 [4] (0:11.95)	1:00.62 [4] (0:12.24)	0:48.39 [4] (0:11.88)	0:36.50 [4] (0:11.66)	0:24.85 [3] (0:11.87)	0:12.98 [3] (0:12.98)
Average Speed [km/h]	51.4	61.8	60.4	59.4	60.8	61.3	60.7	55.8
Top Speed [km/h]	62.2	62.6	62.3	59.8	61.7	62.3	62.5	58.2
Avg. Dist. to Rail [m]	1.4	2.0	2.2	2.0	0.8	1.5	1.4	0.8
Avg. Stride Freq. [Hz]	2.3	2.2	2.2	2.2	2.2	2.3	2.3	2.2
Avg. Stride Length [m]	6.7	7.7	7.8	7.6	7.6	7.7	7.5	7.2



Report Created: Wed 06 May 2026 (Note: Timing is based on positional data)

[] Ranking at each section and finish
 -:-:- No data available at this section
 NA No data available

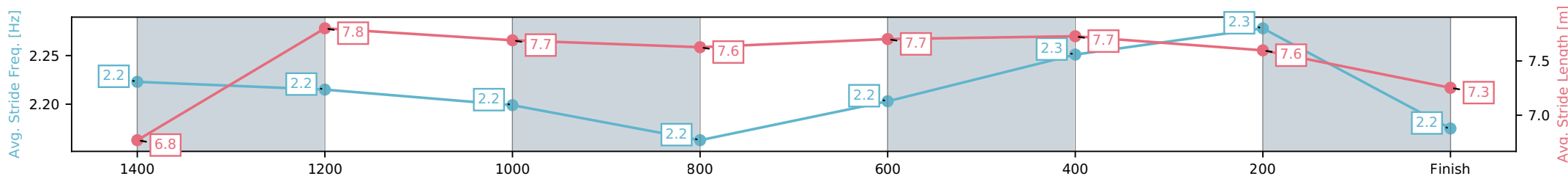
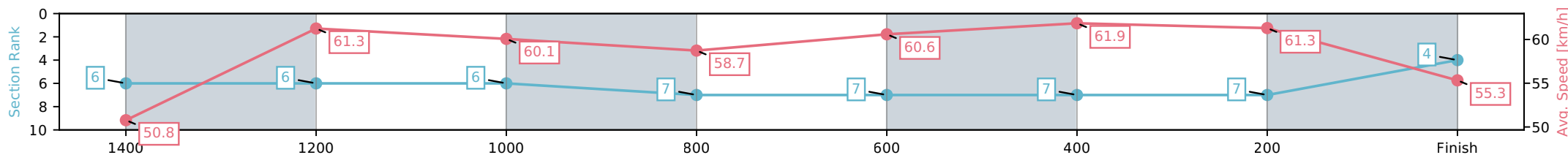
Horse/Jockey Name	Smart As Smart/Jake Bayliss
Finish Rank	4
Fastest Section Time (Section)	0:11.58 (600-400)
Top Speed [km/h] (Section)	62.4 (600-400)
Race State	Finished



Eagle Farm QLD --Professional-2026-05-06
 Race 8: LADBROKES MATES MODE BENCHMARK 78
 Handicap - 1600m
 06 May 2026 - 4:09PM
 Track Rating: Soft 5, Weather: Fine, Rail Position: +12m Entire Circuit



Section	L1600	L1400	L1200	L1000	L800	L600	L400	L200
Section Times	1:38.51 (0:14.13)	1:24.38 [6] (0:11.79)	1:12.59 [6] (0:12.01)	1:00.58 [7] (0:12.34)	0:48.25 [7] (0:11.86)	0:36.39 [7] (0:11.58)	0:24.80 [7] (0:11.75)	0:13.06 [4] (0:13.06)
Average Speed [km/h]	50.8	61.3	60.1	58.7	60.6	61.9	61.3	55.3
Top Speed [km/h]	61.5	62.2	61.2	59.9	61.9	62.4	62.3	58.7
Avg. Dist. to Rail [m]	3.3	2.5	2.5	1.2	0.4	0.9	3.1	6.5
Avg. Stride Freq. [Hz]	2.2	2.2	2.2	2.2	2.2	2.3	2.3	2.2
Avg. Stride Length [m]	6.8	7.8	7.7	7.6	7.7	7.7	7.6	7.3



- [] Ranking at each section and finish
- :-:- No data available at this section
- NA No data available

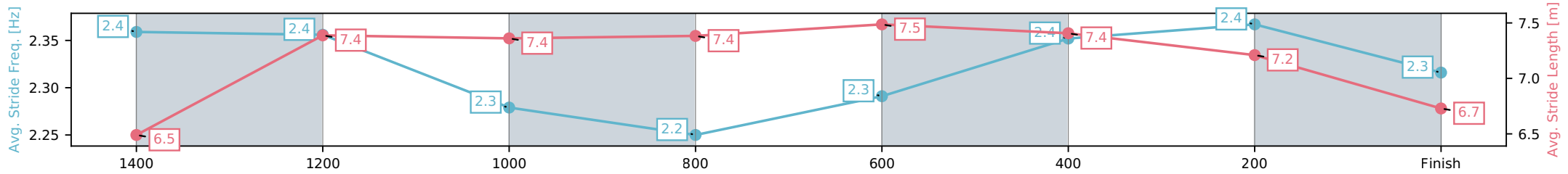
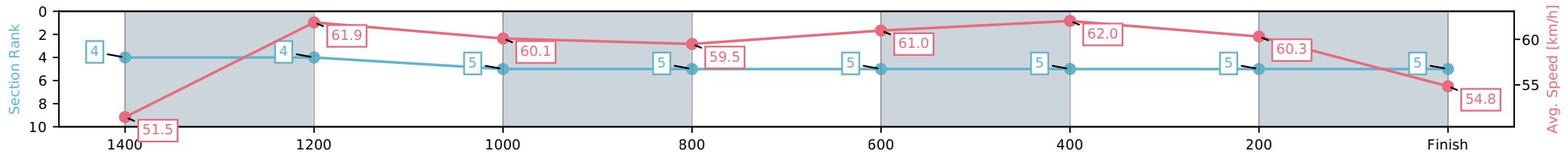
Horse/Jockey Name	The Irish/Michael Rodd
Finish Rank	5
Fastest Section Time (Section)	0:11.67 (1400-1200)
Top Speed [km/h] (Section)	63.4 (1400-1200)
Race State	Finished



Eagle Farm QLD --Professional-2026-05-06
 Race 8: LADBROKES MATES MODE BENCHMARK 78
 Handicap - 1600m
 06 May 2026 - 4:09PM
 Track Rating: Soft 5, Weather: Fine, Rail Position: +12m Entire Circuit



Section	L1600	L1400	L1200	L1000	L800	L600	L400	L200
Section Times	1:38.53 (0:13.90)	1:24.63 [4] (0:11.67)	1:12.96 [5] (0:12.05)	1:00.91 [5] (0:12.26)	0:48.64 [5] (0:11.90)	0:36.74 [5] (0:11.68)	0:25.06 [5] (0:11.92)	0:13.14 [5] (0:13.14)
Average Speed [km/h]	51.5	61.9	60.1	59.5	61.0	62.0	60.3	54.8
Top Speed [km/h]	63.1	63.4	62.2	60.6	62.0	62.7	62.3	57.3
Avg. Dist. to Rail [m]	2.4	2.9	3.1	2.8	1.7	1.4	2.8	4.8
Avg. Stride Freq. [Hz]	2.4	2.4	2.3	2.2	2.3	2.4	2.4	2.3
Avg. Stride Length [m]	6.5	7.4	7.4	7.4	7.5	7.4	7.2	6.7



Report Created: Wed 06 May 2026 (Note: Timing is based on positional data)

[] Ranking at each section and finish
 -:-:- No data available at this section
 NA No data available

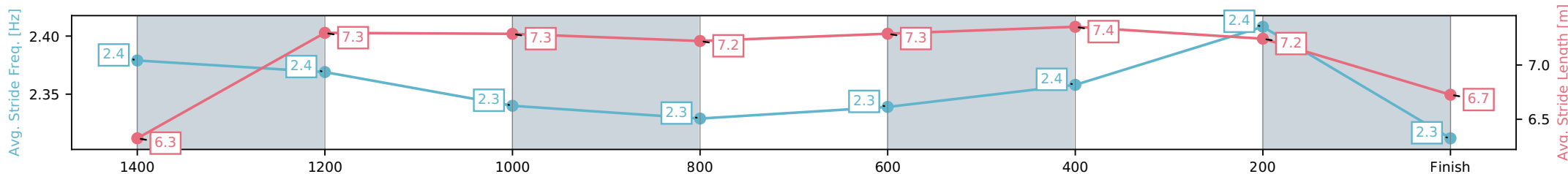
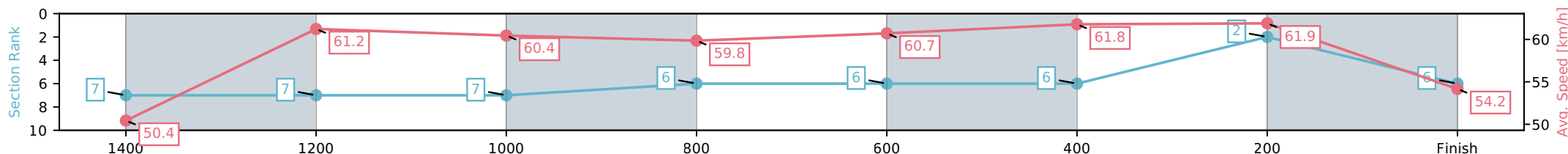
Horse/Jockey Name	Cape Crusader/Daniel Moor
Finish Rank	6
Fastest Section Time (Section)	0:11.59 (600-400)
Top Speed [km/h] (Section)	63.1 (400-200)
Race State	Finished



Eagle Farm QLD --Professional-2026-05-06
 Race 8: LADBROKES MATES MODE BENCHMARK 78
 Handicap - 1600m
 06 May 2026 - 4:09PM
 Track Rating: Soft 5, Weather: Fine, Rail Position: +12m Entire Circuit



Section	L1600	L1400	L1200	L1000	L800	L600	L400	L200
Section Times	1:38.65 (0:14.22)	1:24.43 [7] (0:11.78)	1:12.64 [7] (0:11.93)	1:00.72 [6] (0:12.09)	0:48.63 [6] (0:11.87)	0:36.76 [6] (0:11.59)	0:25.17 [2] (0:11.64)	0:13.53 [6] (0:13.53)
Average Speed [km/h]	50.4	61.2	60.4	59.8	60.7	61.8	61.9	54.2
Top Speed [km/h]	62.1	62.7	61.7	60.6	61.9	62.8	63.1	59.5
Avg. Dist. to Rail [m]	5.5	1.9	1.7	1.0	0.3	1.2	1.5	3.2
Avg. Stride Freq. [Hz]	2.4	2.4	2.3	2.3	2.3	2.4	2.4	2.3
Avg. Stride Length [m]	6.3	7.3	7.3	7.2	7.3	7.4	7.2	6.7



- [] Ranking at each section and finish
- :-:- No data available at this section
- NA No data available

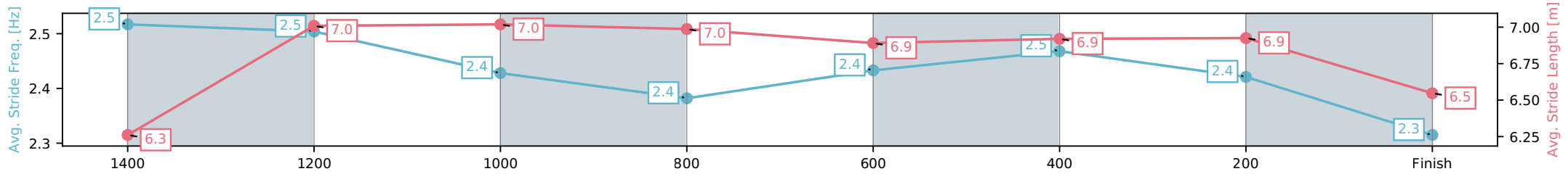
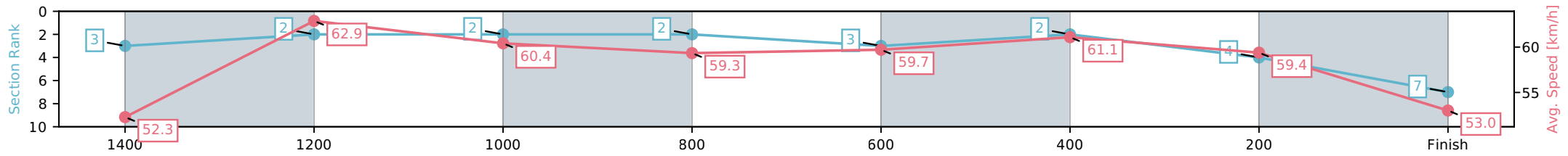
Horse/Jockey Name	Rattle And Hum/Benjamin Osmond
Finish Rank	7
Fastest Section Time (Section)	0:11.49 (1400-1200)
Top Speed [km/h] (Section)	63.7 (1400-1200)
Race State	Finished



Eagle Farm QLD --Professional-2026-05-06
 Race 8: LADBROKES MATES MODE BENCHMARK 78
 Handicap - 1600m
 06 May 2026 - 4:09PM
 Track Rating: Soft 5, Weather: Fine, Rail Position: +12m Entire Circuit



Section	L1600	L1400	L1200	L1000	L800	L600	L400	L200
Section Times	1:39.11 (0:13.74)	1:25.37 [2] (0:11.49)	1:13.88 [2] (0:11.95)	1:01.93 [2] (0:12.27)	0:49.66 [3] (0:12.11)	0:37.55 [2] (0:11.66)	0:25.89 [4] (0:12.12)	0:13.77 [7] (0:13.77)
Average Speed [km/h]	52.3	62.9	60.4	59.3	59.7	61.1	59.4	53.0
Top Speed [km/h]	62.7	63.7	62.2	60.5	60.4	61.3	61.1	57.3
Avg. Dist. to Rail [m]	5.8	4.1	3.5	2.2	1.2	2.3	2.7	0.5
Avg. Stride Freq. [Hz]	2.5	2.5	2.4	2.4	2.4	2.5	2.4	2.3
Avg. Stride Length [m]	6.3	7.0	7.0	7.0	6.9	6.9	6.9	6.5



[] Ranking at each section and finish
 -:-:- No data available at this section
 NA No data available

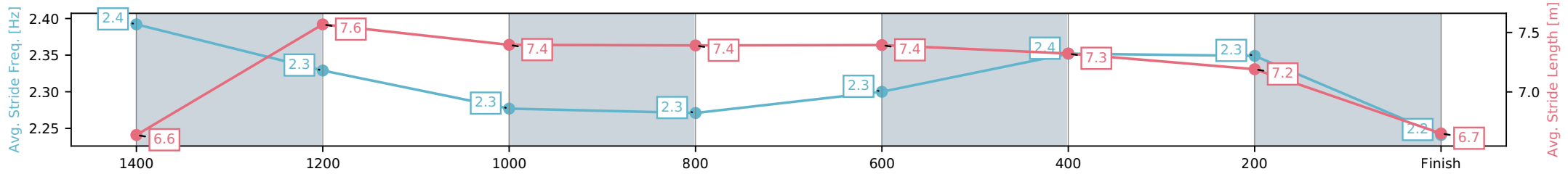
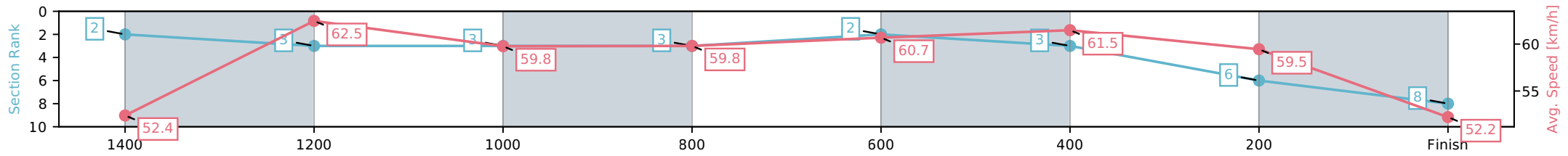
Horse/Jockey Name	Thinkhardandfast/Angela Jones
Finish Rank	8
Fastest Section Time (Section)	0:11.55 (1400-1200)
Top Speed [km/h] (Section)	66.4 (1600 - 1400)
Race State	Finished



Eagle Farm QLD --Professional-2026-05-06
 Race 8: LADBROKES MATES MODE BENCHMARK 78
 Handicap - 1600m
 06 May 2026 - 4:09PM
 Track Rating: Soft 5, Weather: Fine, Rail Position: +12m Entire Circuit



Section	L1600	L1400	L1200	L1000	L800	L600	L400	L200
Section Times	1:39.36 (0:13.70)	1:25.66 [3] (0:11.55)	1:14.11 [3] (0:12.11)	1:02.00 [3] (0:12.21)	0:49.79 [2] (0:11.99)	0:37.80 [3] (0:11.74)	0:26.06 [6] (0:12.11)	0:13.95 [8] (0:13.95)
Average Speed [km/h]	52.4	62.5	59.8	59.8	60.7	61.5	59.5	52.2
Top Speed [km/h]	66.4	64.5	60.8	60.5	61.2	61.8	61.2	55.9
Avg. Dist. to Rail [m]	5.0	3.3	3.2	3.3	2.4	0.5	1.4	3.6
Avg. Stride Freq. [Hz]	2.4	2.3	2.3	2.3	2.3	2.4	2.3	2.2
Avg. Stride Length [m]	6.6	7.6	7.4	7.4	7.4	7.3	7.2	6.7



[] Ranking at each section and finish
 -:-:- No data available at this section
 NA No data available



Eagle Farm QLD

Race 9: DRINKWISE Class 1 Handicap - 1600m

06 May 2026 - 4:44PM



BRISBANE
RACING CLUB

Track Rating: Soft 5, Weather: Fine, Rail Position: +12m Entire Circuit

Field Times (Race Tempo) 1:38.71 (0:14.00) 1:24.71 (0:11.74) 1:12.97 (0:12.48) 1:00.49 (0:12.79) 0:47.70 (0:12.12) 0:35.58 (0:11.53) 0:24.05 (0:11.46) 0:12.59 (0:12.59)

Rank	TAB#	Horse	Overall Time	First 400m	Top Speed km/h (Section)	L1600	L1400	L1200	L1000	L800	L600	L400	L200
	(BAR#)	Jockey	Margin (DT-W)	Last 600m	Fastest Section (Time)	Start - 1400	1400 - 1200	1200 - 1000	1000 - 800	800 - 600	600 - 400	400 - 200	200 - Finish
1	12	Canara	1:38.71	0:25.74	64.0 (400-200)	1:38.71	1:24.71 [1]	1:12.97 [1]	1:00.49 [1]	0:47.70 [1]	0:35.58 [1]	0:24.05 [1]	0:12.59 [1]
	(8)	Kyle Wilson-Taylor		0:35.58	400-200 (0:11.46)	(0:14.00)	(0:11.74)	(0:12.48)	(0:12.79)	(0:12.12)	(0:11.53)	(0:11.46)	(0:12.59)
2	8	Somethin In Orange	1:39.01	0:25.82	64.0 (400-200)	1:39.01	1:24.90 [2]	1:13.08 [2]	1:00.61 [2]	0:47.92 [2]	0:35.70 [2]	0:24.05 [2]	0:12.58 [2]
	(7)	Sean Cormack	4.9L (+2)	0:35.70	400-200 (0:11.47)	(0:14.12)	(0:11.82)	(0:12.47)	(0:12.70)	(0:12.22)	(0:11.65)	(0:11.47)	(0:12.58)
3	9	Cantarito	1:39.06	0:25.83	64.5 (400-200)	1:39.06	1:24.37 [9]	1:12.13 [8]	0:59.81 [8]	0:46.79 [8]	0:34.80 [7]	0:23.69 [6]	0:12.54 [4]
	(1)	Angela Jones	5.7L (+8)	0:35.54	400-200 (0:11.31)	(0:14.69)	(0:12.24)	(0:12.32)	(0:13.02)	(0:11.99)	(0:11.85)	(0:11.31)	(0:12.54)
4	6	Summation	1:39.19	0:25.87	64.9 (600-400)	1:39.19	1:24.66 [7]	1:12.44 [6]	1:00.07 [6]	0:47.20 [6]	0:35.12 [6]	0:23.81 [7]	0:12.43 [6]
	(2)	Daniel Moor	7.8L (+1)	0:35.12	600-400 (0:11.31)	(0:14.53)	(0:12.22)	(0:12.38)	(0:12.87)	(0:12.08)	(0:11.31)	(0:11.38)	(0:12.43)
5	4	Kadesky	1:39.30	0:25.89	64.5 (400-200)	1:39.30	1:24.99 [4]	1:12.83 [4]	1:00.36 [4]	0:47.59 [4]	0:35.59 [4]	0:24.16 [4]	0:12.67 [3]
	(4)	Jaden Lloyd	9.6L (+24)	0:35.59	600-400 (0:11.44)	(0:14.32)	(0:12.16)	(0:12.47)	(0:12.78)	(0:11.99)	(0:11.44)	(0:11.48)	(0:12.67)
6	11	Lofty Macsporran	1:39.43	0:25.93	63.5 (600-400)	1:39.43	1:24.84 [8]	1:12.83 [5]	1:00.48 [5]	0:47.71 [5]	0:35.58 [6]	0:24.07 [5]	0:12.60 [7]
	(3)	Ben Thompson	11.7L (+1)	0:35.58	400-200 (0:11.47)	(0:14.60)	(0:12.00)	(0:12.36)	(0:12.77)	(0:12.13)	(0:11.51)	(0:11.47)	(0:12.60)
7	3	Highgrove Rose	1:39.67	0:25.99	64.2 (400-200)	1:39.67	1:25.22 [6]	1:12.55 [10]	1:00.13 [10]	0:47.18 [10]	0:35.07 [10]	0:23.75 [10]	0:12.35 [9]
	(9)	Ryan Maloney	15.6L (+5)	0:35.07	600-400 (0:11.32)	(0:14.45)	(0:12.67)	(0:12.42)	(0:12.95)	(0:12.11)	(0:11.32)	(0:11.40)	(0:12.35)
8	13	Miss Adrift	1:39.79	0:26.02	63.6 (400-200)	1:39.79	1:25.60 [3]	1:13.61 [3]	1:01.17 [3]	0:48.34 [3]	0:36.14 [4]	0:24.71 [3]	0:13.08 [5]
	(5)	Benjamin Osmond	17.5L (+1)	0:36.13	600-400 (0:11.43)	(0:14.19)	(0:12.00)	(0:12.44)	(0:12.83)	(0:12.20)	(0:11.43)	(0:11.62)	(0:13.08)
9	5	Loch Awe	1:40.00	0:26.08	64.1 (600-400)	1:40.00	1:25.48 [6]	1:13.18 [7]	1:00.84 [7]	0:47.80 [7]	0:35.62 [9]	0:24.21 [8]	0:12.70 [8]
	(6)	Luke Dempsey	20.9L (+4)	0:35.62	600-400 (0:11.41)	(0:14.52)	(0:12.30)	(0:12.34)	(0:13.05)	(0:12.18)	(0:11.41)	(0:11.51)	(0:12.70)
10	10	Chayse 'N' Bodhi	1:40.35	0:26.17	63.6 (600-400)	1:40.35	1:25.59 [10]	1:13.28 [9]	1:01.04 [9]	0:48.08 [9]	0:36.06 [8]	0:24.46 [9]	0:12.83 [10]
	(10)	Chelsea Baker	26.6L (+4)	0:36.06	600-400 (0:11.60)	(0:14.77)	(0:12.31)	(0:12.24)	(0:12.95)	(0:12.02)	(0:11.60)	(0:11.63)	(0:12.83)

Scratched: Cast Party (#1), Triple Malt (#2), Bonus Season (#7), Cansort (#14), Wexford Miss (#15), Pending List (#16)

Report Created: Wed 06 May 2026

(Note: Races are conducted over an approximate distance as close as possible to the advertised distance, and recorded data may vary accordingly. Official times refer to race times only and do not include handicap times.)

[] Position in running at each section and finish TAB# Saddle cloth number

-:-:- No data available at this section

NA No data available

DNT Did not track

BAR# Barrier/Gate Position

DNF Did not finish

DT-W Distance travelled compared to winner in metres

Fastest split

Fastest section

Horse/Jockey Name	Canara/Kyle Wilson-Taylor
Finish Rank	1
Fastest Section Time (Section)	0:11.46 (400-200)
Top Speed [km/h] (Section)	64.0 (400-200)
Race State	Finished



Eagle Farm QLD --Professional-2026-05-06

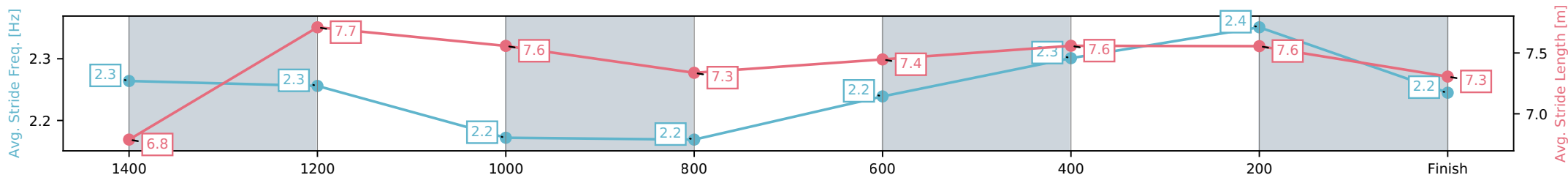
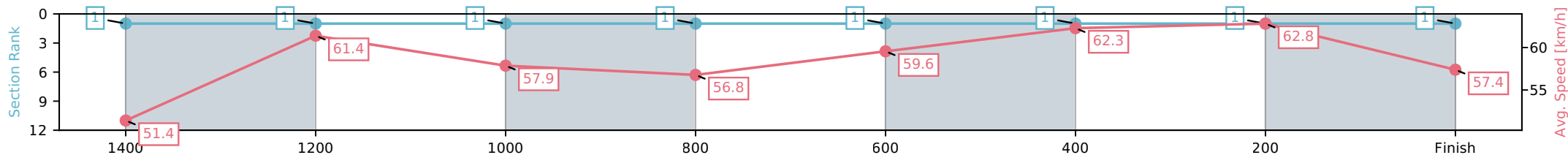
Race 9: DRINKWISE Class 1 Handicap - 1600m

06 May 2026 - 4:44PM

Track Rating: Soft 5, Weather: Fine, Rail Position: +12m Entire Circuit



Section	L1600	L1400	L1200	L1000	L800	L600	L400	L200
Section Times	1:38.71 (0:14.00)	1:24.71 [1] (0:11.74)	1:12.97 [1] (0:12.48)	1:00.49 [1] (0:12.79)	0:47.70 [1] (0:12.12)	0:35.58 [1] (0:11.53)	0:24.05 [1] (0:11.46)	0:12.59 [1] (0:12.59)
Average Speed [km/h]	51.4	61.4	57.9	56.8	59.6	62.3	62.8	57.4
Top Speed [km/h]	62.7	63.0	61.8	58.2	60.5	63.4	64.0	60.4
Avg. Dist. to Rail [m]	6.0	3.1	2.3	1.7	0.6	0.6	0.2	0.2
Avg. Stride Freq. [Hz]	2.3	2.3	2.2	2.2	2.2	2.3	2.4	2.2
Avg. Stride Length [m]	6.8	7.7	7.6	7.3	7.4	7.6	7.6	7.3



- [] Ranking at each section and finish
- :-:- No data available at this section
- NA No data available

Horse/Jockey Name	Somethin In Orange/Sean Cormack
Finish Rank	2
Fastest Section Time (Section)	0:11.47 (400-200)
Top Speed [km/h] (Section)	64.0 (400-200)
Race State	Finished



Eagle Farm QLD --Professional-2026-05-06

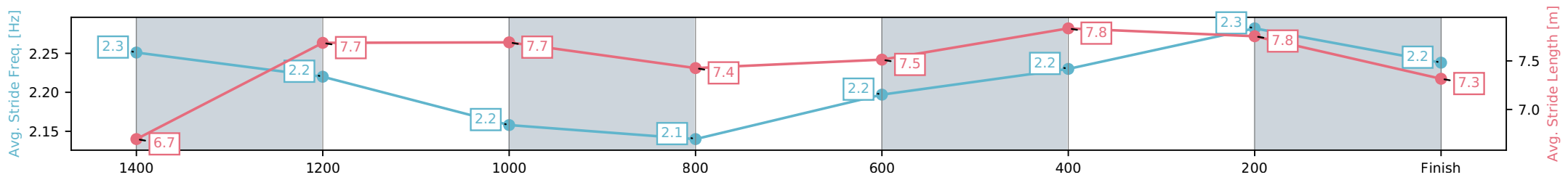
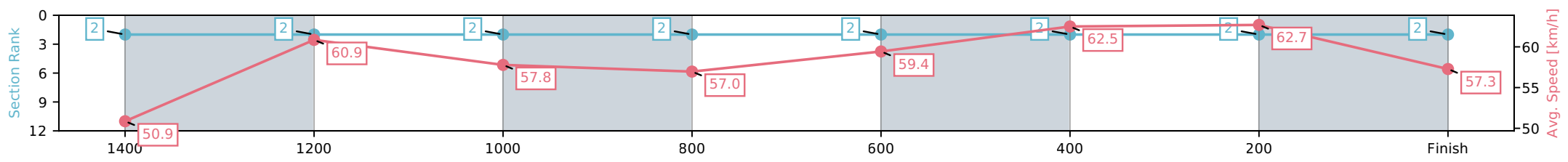
Race 9: DRINKWISE Class 1 Handicap - 1600m

06 May 2026 - 4:44PM

Track Rating: Soft 5, Weather: Fine, Rail Position: +12m Entire Circuit



Section	L1600	L1400	L1200	L1000	L800	L600	L400	L200
Section Times	1:39.01 (0:14.12)	1:24.90 [2] (0:11.82)	1:13.08 [2] (0:12.47)	1:00.61 [2] (0:12.70)	0:47.92 [2] (0:12.22)	0:35.70 [2] (0:11.65)	0:24.05 [2] (0:11.47)	0:12.58 [2] (0:12.58)
Average Speed [km/h]	50.9	60.9	57.8	57.0	59.4	62.5	62.7	57.3
Top Speed [km/h]	61.2	62.1	59.8	57.7	61.1	63.5	64.0	60.7
Avg. Dist. to Rail [m]	4.1	0.4	0.2	1.1	2.0	2.2	3.0	2.5
Avg. Stride Freq. [Hz]	2.3	2.2	2.2	2.1	2.2	2.2	2.3	2.2
Avg. Stride Length [m]	6.7	7.7	7.7	7.4	7.5	7.8	7.8	7.3



[] Ranking at each section and finish
 -:-:- No data available at this section
 NA No data available

Horse/Jockey Name	Cantarito/Angela Jones
Finish Rank	3
Fastest Section Time (Section)	0:11.31 (400-200)
Top Speed [km/h] (Section)	64.5 (400-200)
Race State	Finished



Eagle Farm QLD --Professional-2026-05-06

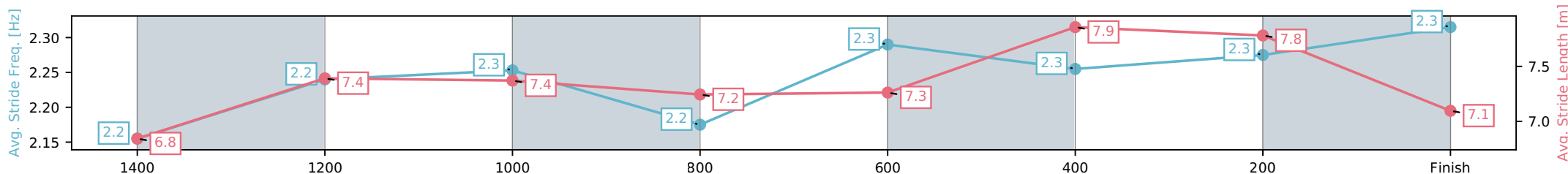
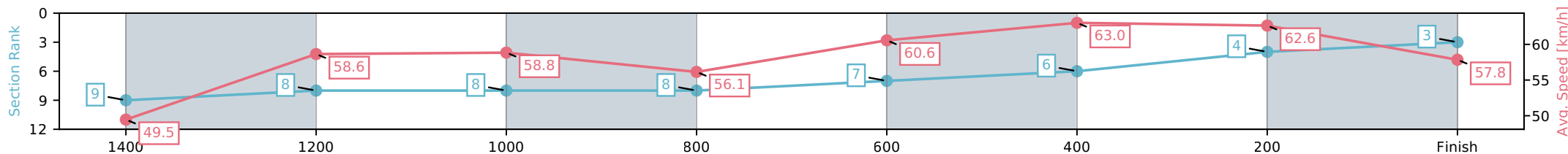
Race 9: DRINKWISE Class 1 Handicap - 1600m

06 May 2026 - 4:44PM

Track Rating: Soft 5, Weather: Fine, Rail Position: +12m Entire Circuit



Section	L1600	L1400	L1200	L1000	L800	L600	L400	L200
Section Times	1:39.06 (0:14.69)	1:24.37 [8] (0:12.24)	1:12.13 [8] (0:12.32)	0:59.81 [8] (0:13.02)	0:46.79 [7] (0:11.99)	0:34.80 [6] (0:11.85)	0:23.69 [4] (0:11.31)	0:12.54 [3] (0:12.54)
Average Speed [km/h]	49.5	58.6	58.8	56.1	60.6	63.0	62.6	57.8
Top Speed [km/h]	60.7	60.7	60.7	59.0	63.1	63.5	64.5	60.7
Avg. Dist. to Rail [m]	3.8	3.5	3.0	2.8	3.0	0.9	0.7	1.2
Avg. Stride Freq. [Hz]	2.2	2.2	2.3	2.2	2.3	2.3	2.3	2.3
Avg. Stride Length [m]	6.8	7.4	7.4	7.2	7.3	7.9	7.8	7.1



- [] Ranking at each section and finish
- :-:- No data available at this section
- NA No data available

Horse/Jockey Name	Summation/Daniel Moor
Finish Rank	4
Fastest Section Time (Section)	0:11.31 (600-400)
Top Speed [km/h] (Section)	64.9 (600-400)
Race State	Finished



Eagle Farm QLD --Professional-2026-05-06

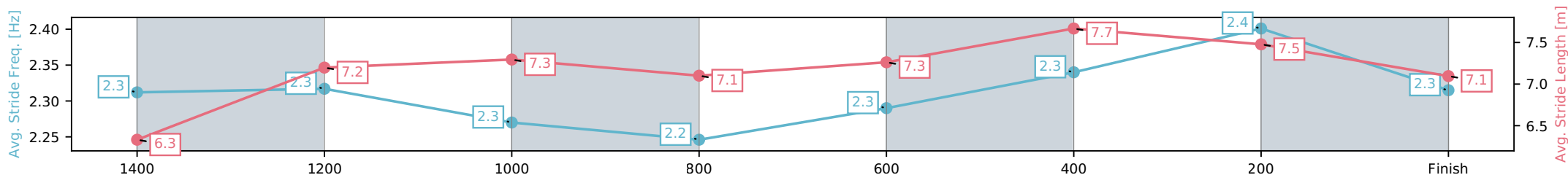
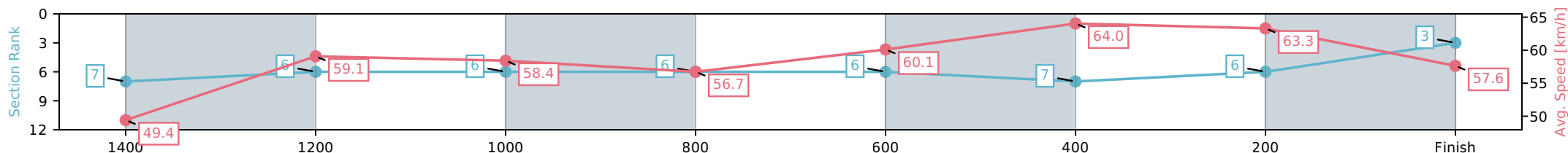
Race 9: DRINKWISE Class 1 Handicap - 1600m

06 May 2026 - 4:44PM

Track Rating: Soft 5, Weather: Fine, Rail Position: +12m Entire Circuit



Section	L1600	L1400	L1200	L1000	L800	L600	L400	L200
Section Times	1:39.19 (0:14.53)	1:24.66 [6] (0:12.22)	1:12.44 [6] (0:12.38)	1:00.07 [6] (0:12.87)	0:47.20 [6] (0:12.08)	0:35.12 [7] (0:11.31)	0:23.81 [6] (0:11.38)	0:12.43 [3] (0:12.43)
Average Speed [km/h]	49.4	59.1	58.4	56.7	60.1	64.0	63.3	57.6
Top Speed [km/h]	60.9	61.0	59.5	59.1	63.1	64.9	64.8	60.7
Avg. Dist. to Rail [m]	1.7	2.6	2.7	2.8	2.1	1.2	3.7	5.9
Avg. Stride Freq. [Hz]	2.3	2.3	2.3	2.2	2.3	2.3	2.4	2.3
Avg. Stride Length [m]	6.3	7.2	7.3	7.1	7.3	7.7	7.5	7.1



- [] Ranking at each section and finish
- :-:- No data available at this section
- NA No data available

Horse/Jockey Name	Kadesky/Jaden Lloyd
Finish Rank	5
Fastest Section Time (Section)	0:11.44 (600-400)
Top Speed [km/h] (Section)	64.5 (400-200)
Race State	Finished



Eagle Farm QLD --Professional-2026-05-06

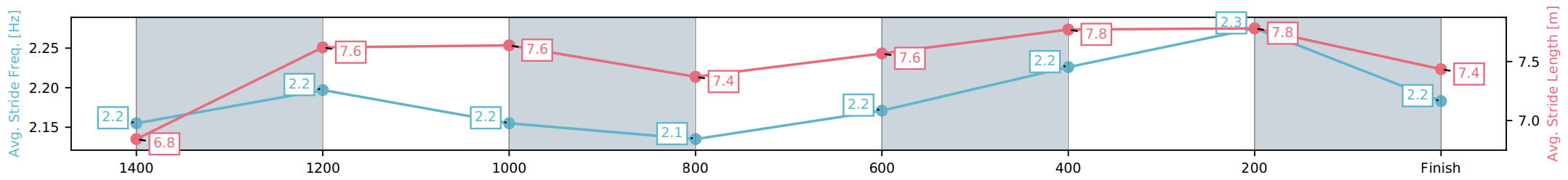
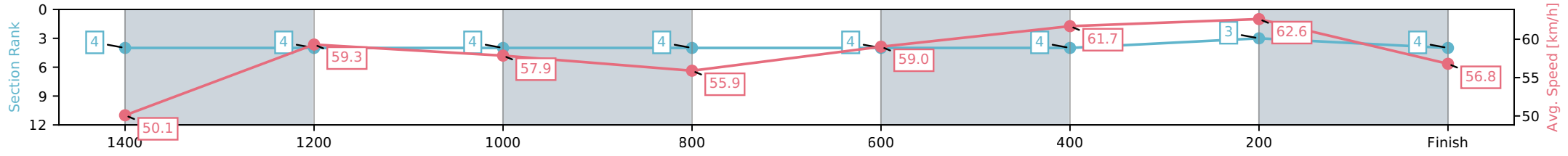
Race 9: DRINKWISE Class 1 Handicap - 1600m

06 May 2026 - 4:44PM

Track Rating: Soft 5, Weather: Fine, Rail Position: +12m Entire Circuit



Section	L1600	L1400	L1200	L1000	L800	L600	L400	L200
Section Times	1:39.30 (0:14.32)	1:24.99 [4] (0:12.16)	1:12.83 [4] (0:12.47)	1:00.36 [4] (0:12.78)	0:47.59 [4] (0:11.99)	0:35.59 [4] (0:11.44)	0:24.16 [3] (0:11.48)	0:12.67 [4] (0:12.67)
Average Speed [km/h]	50.1	59.3	57.9	55.9	59.0	61.7	62.6	56.8
Top Speed [km/h]	60.7	60.9	60.5	57.5	61.2	62.4	64.5	59.6
Avg. Dist. to Rail [m]	3.0	1.4	1.2	1.6	3.7	4.3	3.0	1.8
Avg. Stride Freq. [Hz]	2.2	2.2	2.2	2.1	2.2	2.2	2.3	2.2
Avg. Stride Length [m]	6.8	7.6	7.6	7.4	7.6	7.8	7.8	7.4



[] Ranking at each section and finish
 -:-:- No data available at this section
 NA No data available

Horse/Jockey Name	Lofty Macsporrán/Ben Thompson
Finish Rank	6
Fastest Section Time (Section)	0:11.47 (400-200)
Top Speed [km/h] (Section)	63.5 (600-400)
Race State	Finished



Eagle Farm QLD --Professional-2026-05-06

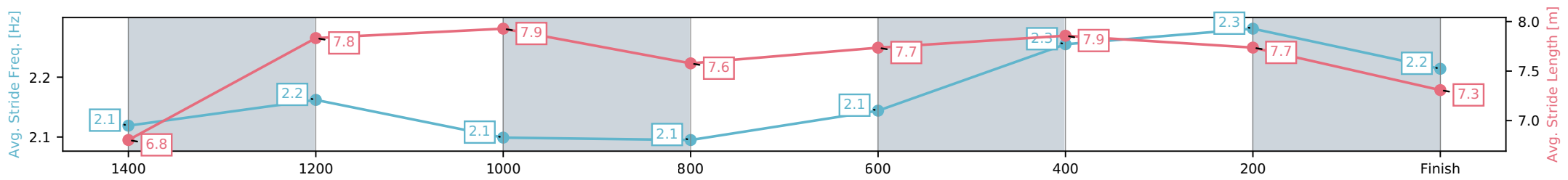
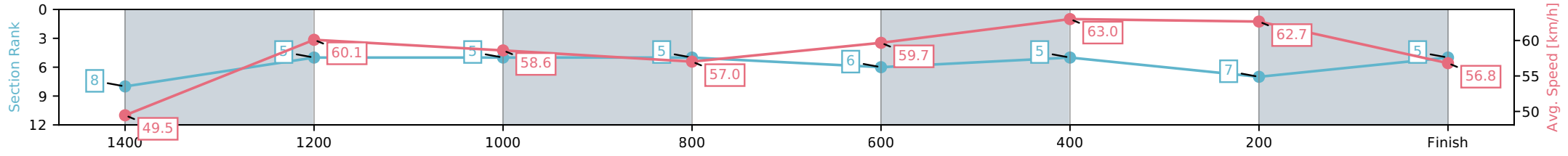
Race 9: DRINKWISE Class 1 Handicap - 1600m

06 May 2026 - 4:44PM

Track Rating: Soft 5, Weather: Fine, Rail Position: +12m Entire Circuit



Section	L1600	L1400	L1200	L1000	L800	L600	L400	L200
Section Times	1:39.43 (0:14.60)	1:24.84 [5] (0:12.00)	1:12.83 [5] (0:12.36)	1:00.48 [5] (0:12.77)	0:47.71 [6] (0:12.13)	0:35.58 [5] (0:11.51)	0:24.07 [7] (0:11.47)	0:12.60 [5] (0:12.60)
Average Speed [km/h]	49.5	60.1	58.6	57.0	59.7	63.0	62.7	56.8
Top Speed [km/h]	61.5	60.6	60.6	58.5	61.8	63.5	63.5	60.9
Avg. Dist. to Rail [m]	2.7	3.0	3.1	2.4	1.5	1.4	4.1	5.1
Avg. Stride Freq. [Hz]	2.1	2.2	2.1	2.1	2.1	2.3	2.3	2.2
Avg. Stride Length [m]	6.8	7.8	7.9	7.6	7.7	7.9	7.7	7.3



[] Ranking at each section and finish
 -:-:- No data available at this section
 NA No data available

Horse/Jockey Name	Highgrove Rose/Ryan Maloney
Finish Rank	7
Fastest Section Time (Section)	0:11.32 (600-400)
Top Speed [km/h] (Section)	64.2 (400-200)
Race State	Finished



Eagle Farm QLD --Professional-2026-05-06

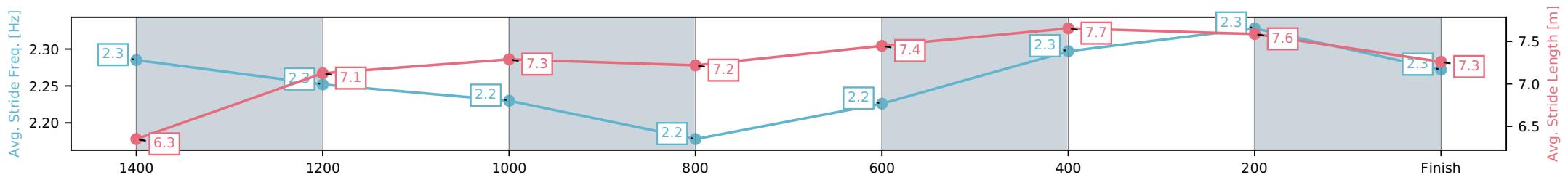
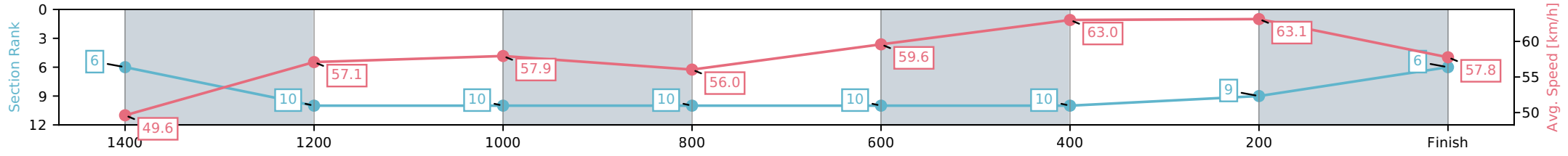
Race 9: DRINKWISE Class 1 Handicap - 1600m

06 May 2026 - 4:44PM

Track Rating: Soft 5, Weather: Fine, Rail Position: +12m Entire Circuit



Section	L1600	L1400	L1200	L1000	L800	L600	L400	L200
Section Times	1:39.67 (0:14.45)	1:25.22 [10] (0:12.67)	1:12.55 [10] (0:12.42)	1:00.13 [10] (0:12.95)	0:47.18 [10] (0:12.11)	0:35.07 [10] (0:11.32)	0:23.75 [9] (0:11.40)	0:12.35 [6] (0:12.35)
Average Speed [km/h]	49.6	57.1	57.9	56.0	59.6	63.0	63.1	57.8
Top Speed [km/h]	59.5	59.2	59.3	59.2	61.2	63.8	64.2	60.8
Avg. Dist. to Rail [m]	5.0	4.0	2.4	1.2	0.6	1.9	1.0	0.2
Avg. Stride Freq. [Hz]	2.3	2.3	2.2	2.2	2.2	2.3	2.3	2.3
Avg. Stride Length [m]	6.3	7.1	7.3	7.2	7.4	7.7	7.6	7.3



[] Ranking at each section and finish
 -:-:- No data available at this section
 NA No data available

Horse/Jockey Name	Miss Adrift/Benjamin Osmond
Finish Rank	8
Fastest Section Time (Section)	0:11.43 (600-400)
Top Speed [km/h] (Section)	63.6 (400-200)
Race State	Finished



Eagle Farm QLD --Professional-2026-05-06

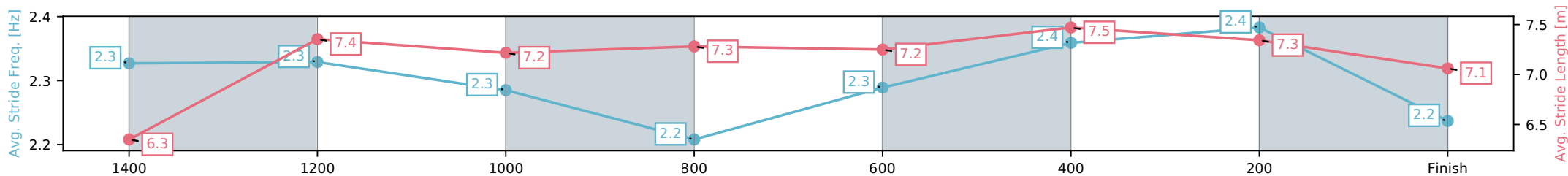
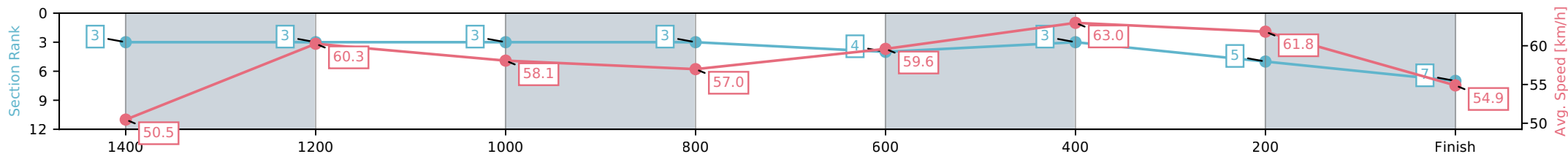
Race 9: DRINKWISE Class 1 Handicap - 1600m

06 May 2026 - 4:44PM

Track Rating: Soft 5, Weather: Fine, Rail Position: +12m Entire Circuit



Section	L1600	L1400	L1200	L1000	L800	L600	L400	L200
Section Times	1:39.79 (0:14.19)	1:25.60 [3] (0:12.00)	1:13.61 [3] (0:12.44)	1:01.17 [3] (0:12.83)	0:48.34 [4] (0:12.20)	0:36.14 [3] (0:11.43)	0:24.71 [5] (0:11.62)	0:13.08 [7] (0:13.08)
Average Speed [km/h]	50.5	60.3	58.1	57.0	59.6	63.0	61.8	54.9
Top Speed [km/h]	61.4	61.5	60.0	57.7	62.1	63.3	63.6	57.8
Avg. Dist. to Rail [m]	4.0	3.3	3.5	3.2	2.2	0.4	1.1	2.3
Avg. Stride Freq. [Hz]	2.3	2.3	2.3	2.2	2.3	2.4	2.4	2.2
Avg. Stride Length [m]	6.3	7.4	7.2	7.3	7.2	7.5	7.3	7.1



- [] Ranking at each section and finish
- :-:- No data available at this section
- NA No data available

Horse/Jockey Name	Loch Awe/Luke Dempsey
Finish Rank	9
Fastest Section Time (Section)	0:11.41 (600-400)
Top Speed [km/h] (Section)	64.1 (600-400)
Race State	Finished



Eagle Farm QLD --Professional-2026-05-06

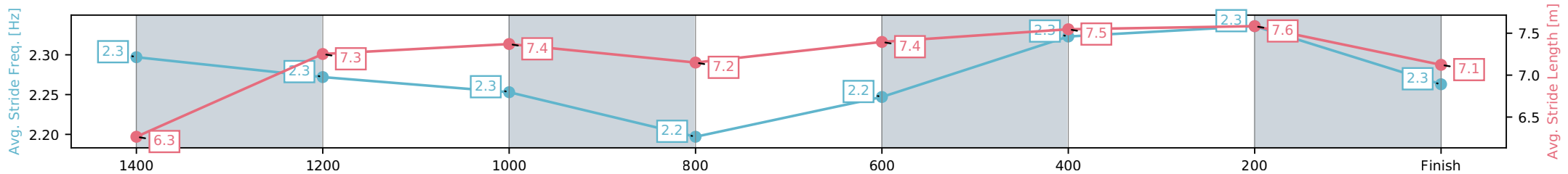
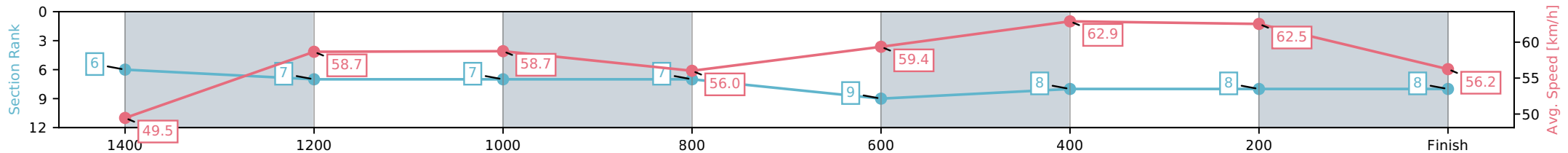
Race 9: DRINKWISE Class 1 Handicap - 1600m

06 May 2026 - 4:44PM

Track Rating: Soft 5, Weather: Fine, Rail Position: +12m Entire Circuit



Section	L1600	L1400	L1200	L1000	L800	L600	L400	L200
Section Times	1:40.00 (0:14.52)	1:25.48 [7] (0:12.30)	1:13.18 [7] (0:12.34)	1:00.84 [7] (0:13.05)	0:47.80 [9] (0:12.18)	0:35.62 [8] (0:11.41)	0:24.21 [8] (0:11.51)	0:12.70 [8] (0:12.70)
Average Speed [km/h]	49.5	58.7	58.7	56.0	59.4	62.9	62.5	56.2
Top Speed [km/h]	60.4	59.9	60.7	58.8	60.9	64.1	63.9	59.8
Avg. Dist. to Rail [m]	4.3	4.1	4.0	3.1	1.2	0.9	2.0	4.3
Avg. Stride Freq. [Hz]	2.3	2.3	2.3	2.2	2.2	2.3	2.3	2.3
Avg. Stride Length [m]	6.3	7.3	7.4	7.2	7.4	7.5	7.6	7.1



- [] Ranking at each section and finish
- :-:- No data available at this section
- NA No data available

Horse/Jockey Name	Chayse 'N' Bodhi/Chelsea Baker
Finish Rank	10
Fastest Section Time (Section)	0:11.60 (600-400)
Top Speed [km/h] (Section)	63.6 (600-400)
Race State	Finished



Eagle Farm QLD --Professional-2026-05-06

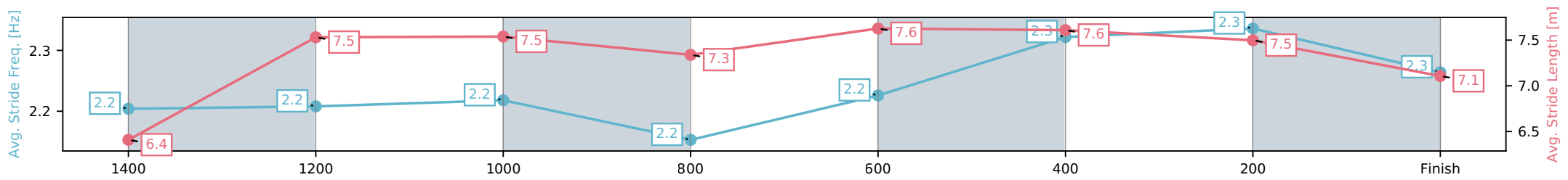
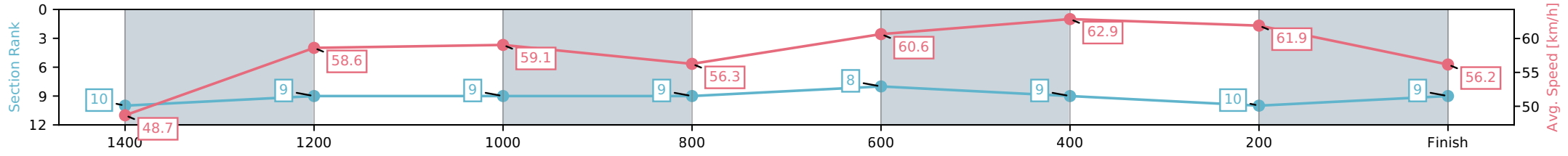
Race 9: DRINKWISE Class 1 Handicap - 1600m

06 May 2026 - 4:44PM

Track Rating: Soft 5, Weather: Fine, Rail Position: +12m Entire Circuit



Section	L1600	L1400	L1200	L1000	L800	L600	L400	L200
Section Times	1:40.35 (0:14.77)	1:25.59 [9] (0:12.31)	1:13.28 [9] (0:12.24)	1:01.04 [9] (0:12.95)	0:48.08 [8] (0:12.02)	0:36.06 [9] (0:11.60)	0:24.46 [10] (0:11.63)	0:12.83 [9] (0:12.83)
Average Speed [km/h]	48.7	58.6	59.1	56.3	60.6	62.9	61.9	56.2
Top Speed [km/h]	61.3	61.6	61.0	59.3	62.6	63.6	63.1	59.7
Avg. Dist. to Rail [m]	4.5	3.0	2.9	2.7	2.7	2.6	4.0	3.0
Avg. Stride Freq. [Hz]	2.2	2.2	2.2	2.2	2.2	2.3	2.3	2.3
Avg. Stride Length [m]	6.4	7.5	7.5	7.3	7.6	7.6	7.5	7.1



- [] Ranking at each section and finish
- :-:- No data available at this section
- NA No data available