



Townsville QLD

Race 1: WENTWORTH ELECTRICAL QTIS Two-Year-Old Maiden Handicap - 1000m

08 May 2026 - 12:02PM

Track Rating: Soft 5, Weather: Fine, Rail Position: +2m 1000m-W/Post, +4m Remainder



Field Times (Race Tempo) 0:56.04 0:42.84 0:32.49 0:21.80 0:11.03
 (0:13.20) (0:10.35) (0:10.69) (0:10.77) (0:11.03)

Rank	TAB#	Horse	Overall Time	First 400m	Top Speed km/h (Section)	L1000	L800	L600	L400	L200			
	(BAR#)	Jockey	Margin (DT-W)	Last 600m	Fastest Section (Time)	Start - 800	800 - 600	600 - 400	400 - 200	200 - Finish			
1	1	Bowdene	0:56.04	0:24.01	72.0 (800-600)	0:56.04	0:42.24 [4]	0:32.04 [4]	0:21.68 [2]	0:11.03 [1]			
	(8)	Chris Whiteley		0:32.03	800-600 (0:10.21)	(0:13.80)	(0:10.21)	(0:10.36)	(0:10.64)	(0:11.03)			
2	5	Worthy Gem	0:56.45	0:23.87	71.2 (600-400)	0:56.45	0:42.99 [2]	0:32.58 [3]	0:22.08 [3]	0:11.11 [3]			
	(5)	Sean Cormack	2.4L (+3)	0:32.59	800-600 (0:10.41)	(0:13.46)	(0:10.41)	(0:10.51)	(0:10.97)	(0:11.11)			
3	2	Briginshaw	0:56.54	0:24.27	72.2 (800-600)	0:56.54	0:42.53 [6]	0:32.27 [5]	0:21.74 [5]	0:11.03 [4]			
	(9)	Olivia Kendal	2.9L (+2)	0:32.28	800-600 (0:10.26)	(0:14.01)	(0:10.26)	(0:10.53)	(0:10.72)	(0:11.03)			
4	7	Heart Of Vienna	0:56.64	0:23.83	71.1 (800-600)	0:56.64	0:43.08 [3]	0:32.81 [2]	0:22.25 [4]	0:11.35 [2]			
	(6)	Tasha Chambers	3.5L (+2)	0:32.81	800-600 (0:10.27)	(0:13.56)	(0:10.27)	(0:10.56)	(0:10.90)	(0:11.35)			
5	9	Cryptic Mistress	0:57.85	0:24.90	71.3 (800-600)	0:57.85	0:43.23 [7]	0:32.96 [7]	0:22.38 [7]	0:11.42 [7]			
	(1)	Wanderson D'Avila	10.6L (+1)	0:32.96	800-600 (0:10.28)	(0:14.62)	(0:10.28)	(0:10.58)	(0:10.96)	(0:11.42)			
6	8	Scarlana	0:58.01	0:24.31	70.5 (800-600)	0:58.01	0:44.11 [5]	0:33.70 [6]	0:22.98 [6]	0:11.64 [6]			
	(7)	Fiona Sandkuhl	11.6L (-2)	0:33.69	800-600 (0:10.41)	(0:13.90)	(0:10.41)	(0:10.72)	(0:11.33)	(0:11.64)			
7	6	Astilla	0:59.57	0:23.55	70.9 (800-600)	0:59.57	0:46.37 [1]	0:36.02 [1]	0:25.33 [1]	0:13.72 [5]			
	(2)	Aidan Holt	20.8L (+4)	0:36.02	800-600 (0:10.35)	(0:13.20)	(0:10.35)	(0:10.69)	(0:11.61)	(0:13.72)			

Scratched: Hugo's Hangover (#3), Auchterarder (#4), Sixty Nine Grange (#10)

Report Created: Fri 08 May 2026

(Note: Races are conducted over an approximate distance as close as possible to the advertised distance, and recorded data may vary accordingly. Official times refer to race times only and do not include handicap times.)

[] Position in running at each section and finish TAB# Saddle cloth number

Fastest split

-:--:-- No data available at this section

BAR# Barrier/Gate Position

Fastest section

NA No data available

DNF Did not finish

DNT Did not track

DT-W Distance travelled compared to winner in metres

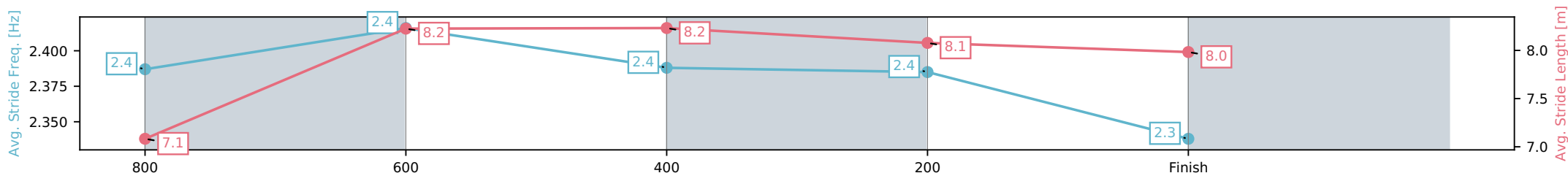
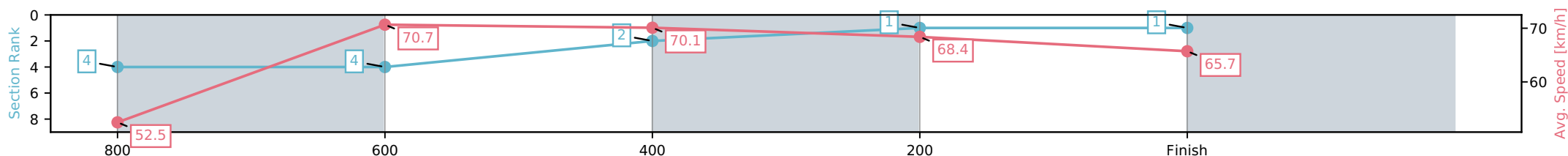
Horse/Jockey Name	Bowdene/Chris Whiteley
Finish Rank	1
Fastest Section Time (Section)	0:10.21 (800-600)
Top Speed [km/h] (Section)	72.0 (800-600)
Race State	Finished



Townsville QLD --Professional-2026-05-08
 Race 1: WENTWORTH ELECTRICAL QTIS Two-Year-Old
 Maiden Handicap - 1000m
 08 May 2026 - 12:02PM
 Track Rating: Soft 5, Weather: Fine, Rail Position: +2m 1000m-W/Post,
 +4m Remainder



Section	L1000	L800	L600	L400	L200
Section Times	0:56.04 (0:13.80)	0:42.24 [4] (0:10.21)	0:32.04 [2] (0:10.36)	0:21.68 [1] (0:10.64)	0:11.03 [1] (0:11.03)
Average Speed [km/h]	52.5	70.7	70.1	68.4	65.7
Top Speed [km/h]	70.5	72.0	70.7	70.2	67.8
Avg. Dist. to Rail [m]	6.2	0.8	1.9	6.7	6.5
Avg. Stride Freq. [Hz]	2.4	2.4	2.4	2.4	2.3
Avg. Stride Length [m]	7.1	8.2	8.2	8.1	8.0



[] Ranking at each section and finish
 -:-:- No data available at this section
 NA No data available

Horse/Jockey Name	Worthy Gem/Sean Cormack
Finish Rank	2
Fastest Section Time (Section)	0:10.41 (800-600)
Top Speed [km/h] (Section)	71.2 (600-400)
Race State	Finished



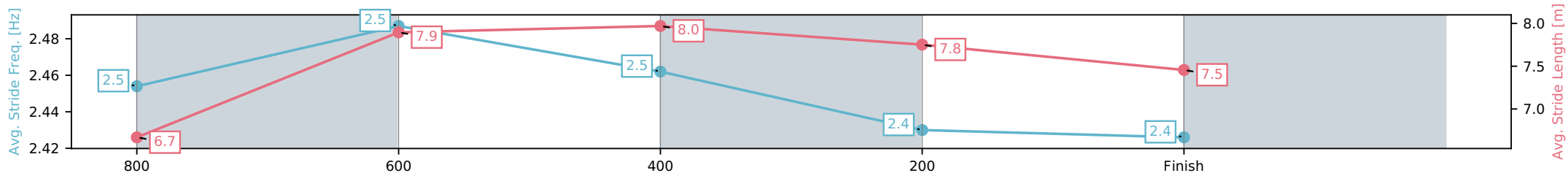
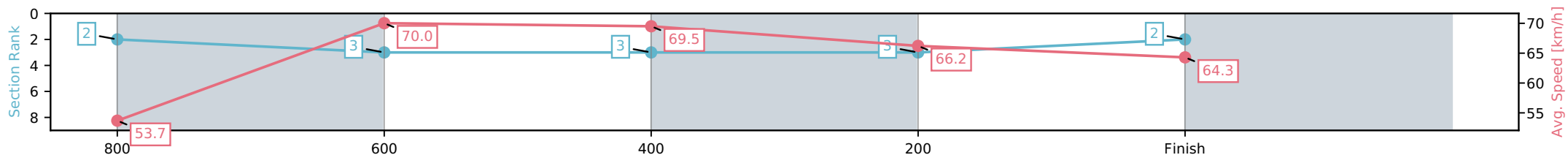
Townsville QLD --Professional-2026-05-08
 Race 1: WENTWORTH ELECTRICAL QTIS Two-Year-Old
 Maiden Handicap - 1000m

08 May 2026 - 12:02PM

Track Rating: Soft 5, Weather: Fine, Rail Position: +2m 1000m-W/Post,
 +4m Remainder



Section	L1000	L800	L600	L400	L200
Section Times	0:56.45 (0:13.46)	0:42.99 [3] (0:10.41)	0:32.58 [3] (0:10.51)	0:22.08 [3] (0:10.97)	0:11.11 [2] (0:11.11)
Average Speed [km/h]	53.7	70.0	69.5	66.2	64.3
Top Speed [km/h]	69.4	70.9	71.2	67.8	66.3
Avg. Dist. to Rail [m]	5.3	3.5	2.8	5.6	4.9
Avg. Stride Freq. [Hz]	2.5	2.5	2.5	2.4	2.4
Avg. Stride Length [m]	6.7	7.9	8.0	7.8	7.5



- [] Ranking at each section and finish
- :-:- No data available at this section
- NA No data available

Horse/Jockey Name	Briginshaw/Olivia Kendal
Finish Rank	3
Fastest Section Time (Section)	0:10.26 (800-600)
Top Speed [km/h] (Section)	72.2 (800-600)
Race State	Finished



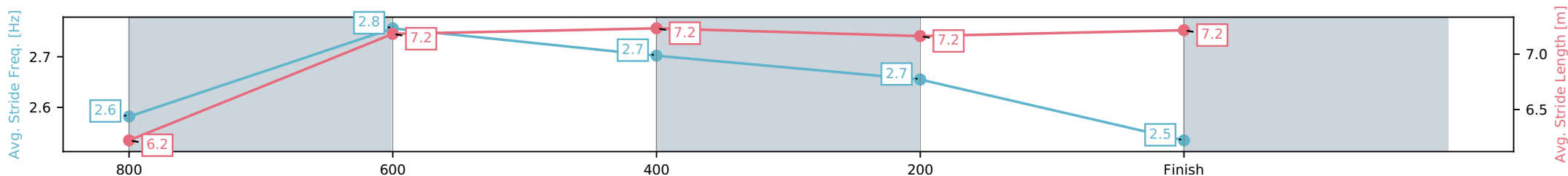
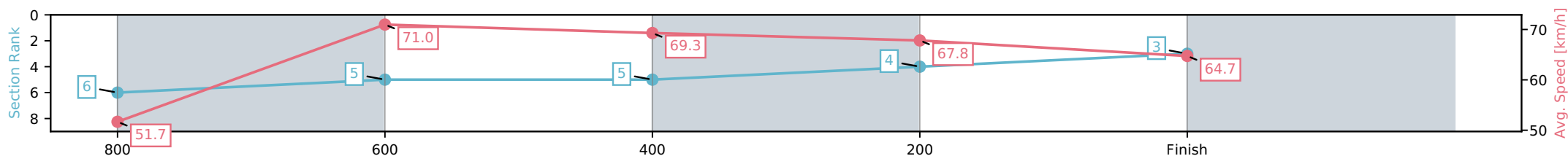
Townsville QLD --Professional-2026-05-08
 Race 1: WENTWORTH ELECTRICAL QTIS Two-Year-Old
 Maiden Handicap - 1000m

08 May 2026 - 12:02PM

Track Rating: Soft 5, Weather: Fine, Rail Position: +2m 1000m-W/Post,
 +4m Remainder



Section	L1000	L800	L600	L400	L200
Section Times	0:56.54 (0:14.01)	0:42.53 [5] (0:10.26)	0:32.27 [5] (0:10.53)	0:21.74 [4] (0:10.72)	0:11.03 [3] (0:11.03)
Average Speed [km/h]	51.7	71.0	69.3	67.8	64.7
Top Speed [km/h]	68.3	72.2	70.4	69.6	70.7
Avg. Dist. to Rail [m]	7.8	3.2	2.7	3.5	4.2
Avg. Stride Freq. [Hz]	2.6	2.8	2.7	2.7	2.5
Avg. Stride Length [m]	6.2	7.2	7.2	7.2	7.2



- [] Ranking at each section and finish
- :-:- No data available at this section
- NA No data available

Horse/Jockey Name	Heart Of Vienna/Tasha Chambers
Finish Rank	4
Fastest Section Time (Section)	0:10.27 (800-600)
Top Speed [km/h] (Section)	71.1 (800-600)
Race State	Finished



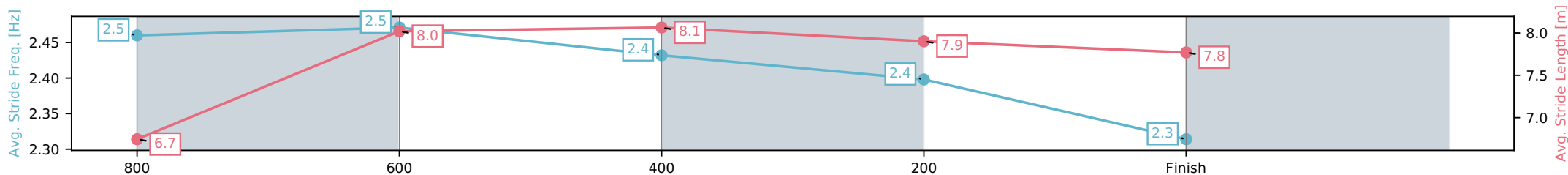
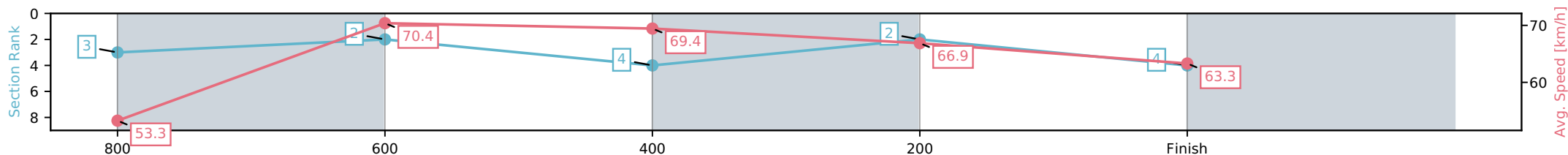
Townsville QLD --Professional-2026-05-08
 Race 1: WENTWORTH ELECTRICAL QTIS Two-Year-Old
 Maiden Handicap - 1000m

08 May 2026 - 12:02PM

Track Rating: Soft 5, Weather: Fine, Rail Position: +2m 1000m-W/Post,
 +4m Remainder



Section	L1000	L800	L600	L400	L200
Section Times	0:56.64 (0:13.56)	0:43.08 [2] (0:10.27)	0:32.81 [4] (0:10.56)	0:22.25 [2] (0:10.90)	0:11.35 [4] (0:11.35)
Average Speed [km/h]	53.3	70.4	69.4	66.9	63.3
Top Speed [km/h]	70.0	71.1	70.8	68.5	65.1
Avg. Dist. to Rail [m]	4.8	1.1	3.9	6.4	5.3
Avg. Stride Freq. [Hz]	2.5	2.5	2.4	2.4	2.3
Avg. Stride Length [m]	6.7	8.0	8.1	7.9	7.8



- [] Ranking at each section and finish
- :-:- No data available at this section
- NA No data available

Horse/Jockey Name	Cryptic Mistress/Wanderson D'Avila
Finish Rank	5
Fastest Section Time (Section)	0:10.28 (800-600)
Top Speed [km/h] (Section)	71.3 (800-600)
Race State	Finished



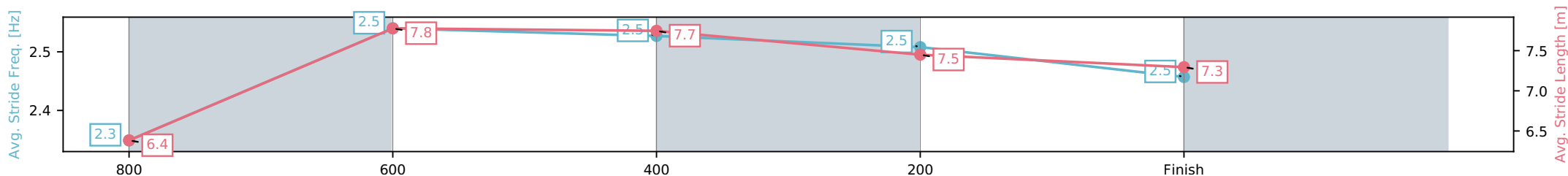
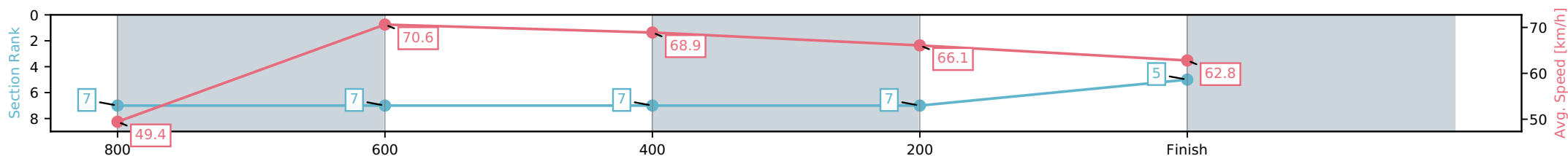
Townsville QLD --Professional-2026-05-08
 Race 1: WENTWORTH ELECTRICAL QTIS Two-Year-Old
 Maiden Handicap - 1000m

08 May 2026 - 12:02PM

Track Rating: Soft 5, Weather: Fine, Rail Position: +2m 1000m-W/Post,
 +4m Remainder



Section	L1000	L800	L600	L400	L200
Section Times	0:57.85 (0:14.62)	0:43.23 [7] (0:10.28)	0:32.96 [7] (0:10.58)	0:22.38 [7] (0:10.96)	0:11.42 [5] (0:11.42)
Average Speed [km/h]	49.4	70.6	68.9	66.1	62.8
Top Speed [km/h]	68.2	71.3	71.3	66.6	65.2
Avg. Dist. to Rail [m]	1.9	2.0	2.6	4.6	6.8
Avg. Stride Freq. [Hz]	2.3	2.5	2.5	2.5	2.5
Avg. Stride Length [m]	6.4	7.8	7.7	7.5	7.3



- [] Ranking at each section and finish
- :-:- No data available at this section
- NA No data available

Horse/Jockey Name	Scarlena/Fiona Sandkuhl
Finish Rank	6
Fastest Section Time (Section)	0:10.41 (800-600)
Top Speed [km/h] (Section)	70.5 (800-600)
Race State	Finished



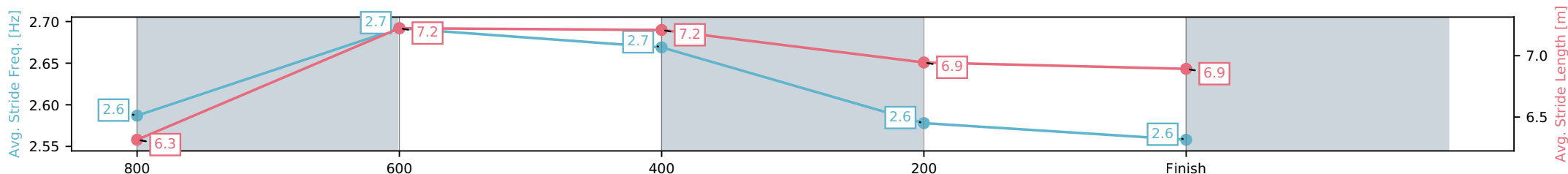
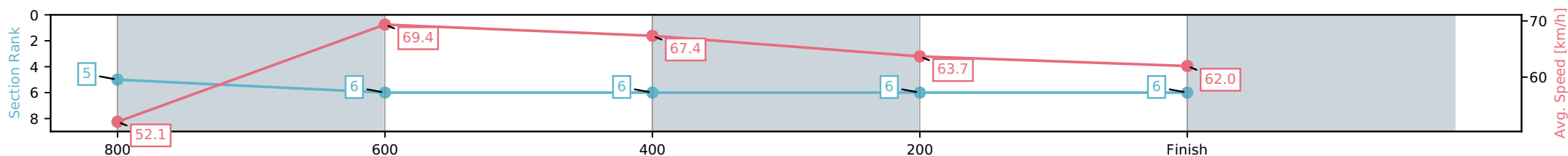
Townsville QLD --Professional-2026-05-08
 Race 1: WENTWORTH ELECTRICAL QTIS Two-Year-Old
 Maiden Handicap - 1000m

08 May 2026 - 12:02PM

Track Rating: Soft 5, Weather: Fine, Rail Position: +2m 1000m-W/Post,
 +4m Remainder



Section	L1000	L800	L600	L400	L200
Section Times	0:58.01 (0:13.90)	0:44.11 [6] (0:10.41)	0:33.70 [6] (0:10.72)	0:22.98 [6] (0:11.33)	0:11.64 [6] (0:11.64)
Average Speed [km/h]	52.1	69.4	67.4	63.7	62.0
Top Speed [km/h]	69.0	70.5	70.3	65.5	63.8
Avg. Dist. to Rail [m]	5.2	0.8	0.5	2.7	3.8
Avg. Stride Freq. [Hz]	2.6	2.7	2.7	2.6	2.6
Avg. Stride Length [m]	6.3	7.2	7.2	6.9	6.9



- [] Ranking at each section and finish
- :-:- No data available at this section
- NA No data available

Horse/Jockey Name	Astilla/Aidan Holt
Finish Rank	7
Fastest Section Time (Section)	0:10.35 (800-600)
Top Speed [km/h] (Section)	70.9 (800-600)
Race State	Finished



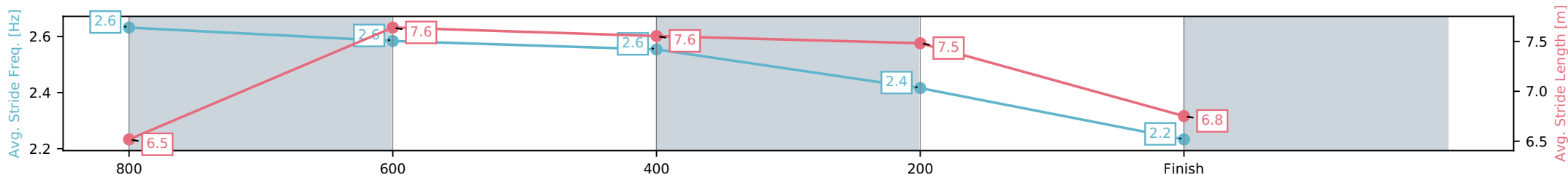
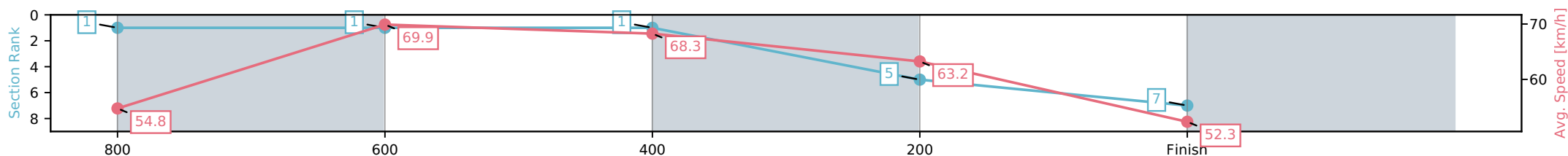
Townsville QLD --Professional-2026-05-08
 Race 1: WENTWORTH ELECTRICAL QTIS Two-Year-Old
 Maiden Handicap - 1000m

08 May 2026 - 12:02PM

Track Rating: Soft 5, Weather: Fine, Rail Position: +2m 1000m-W/Post,
 +4m Remainder



Section	L1000	L800	L600	L400	L200
Section Times	0:59.57 (0:13.20)	0:46.37 [1] (0:10.35)	0:36.02 [1] (0:10.69)	0:25.33 [5] (0:11.61)	0:13.72 [7] (0:13.72)
Average Speed [km/h]	54.8	69.9	68.3	63.2	52.3
Top Speed [km/h]	70.2	70.9	69.7	67.6	58.2
Avg. Dist. to Rail [m]	3.1	1.4	2.7	14.5	19.4
Avg. Stride Freq. [Hz]	2.6	2.6	2.6	2.4	2.2
Avg. Stride Length [m]	6.5	7.6	7.6	7.5	6.8



- [] Ranking at each section and finish
- :-:- No data available at this section
- NA No data available



Townsville QLD

Race 2: LADBROKES PUNTER ASSIST QTIS Two-Year-Old Maiden Handicap - 1000m

08 May 2026 - 12:31PM

Track Rating: Soft 5, Weather: Fine, Rail Position: +2m 1000m-W/Post, +4m Remainder



Field Times (Race Tempo) 0:56.32 0:43.54 0:33.35 0:22.66 0:11.68
 (0:12.78) (0:10.19) (0:10.69) (0:10.98) (0:11.68)

Rank	TAB#	Horse	Overall Time	First 400m	Top Speed km/h (Section)	L1000	L800	L600	L400	L200			
	(BAR#)	Jockey	Margin (DT-W)	Last 600m	Fastest Section (Time)	Start - 800	800 - 600	600 - 400	400 - 200	200 - Finish			
1	3	Block The Lead	0:56.32	0:22.97	72.7 (1000 - 800)	0:56.32	0:43.54 [1]	0:33.35 [1]	0:22.66 [1]	0:11.68 [1]			
	(6)	Ashley Butler		0:33.35	800-600 (0:10.19)	(0:12.78)	(0:10.19)	(0:10.69)	(0:10.98)	(0:11.68)			
2	2	Dee Three	0:56.57	0:23.40	72.4 (800-600)	0:56.57	0:43.38 [6]	0:33.17 [6]	0:22.52 [6]	0:11.51 [4]			
	(1)	Nathan Thomas	1.5L (+5)	0:33.17	800-600 (0:10.21)	(0:13.19)	(0:10.21)	(0:10.65)	(0:11.01)	(0:11.51)			
3	5	Boomious	0:56.62	0:22.97	72.4 (800-600)	0:56.62	0:43.84 [2]	0:33.65 [2]	0:22.86 [2]	0:11.73 [2]			
	(4)	Aidan Holt	1.8L (-2)	0:33.65	800-600 (0:10.19)	(0:12.78)	(0:10.19)	(0:10.78)	(0:11.14)	(0:11.73)			
4	10	Ostuni	0:56.96	0:23.84	71.8 (800-600)	0:56.96	0:43.48 [8]	0:33.12 [8]	0:22.53 [8]	0:11.49 [8]			
	(8)	Sean Cormack	3.7L (+1)	0:33.12	800-600 (0:10.36)	(0:13.48)	(0:10.36)	(0:10.59)	(0:11.04)	(0:11.49)			
5	9	Booming Belief	0:57.04	0:23.22	72.8 (800-600)	0:57.04	0:43.94 [4]	0:33.82 [5]	0:23.08 [5]	0:11.96 [5]			
	(3)	Lacey Morrison	4.2L (+0)	0:33.82	800-600 (0:10.12)	(0:13.10)	(0:10.12)	(0:10.73)	(0:11.13)	(0:11.96)			
6	1	Ask Me Edi	0:57.06	0:22.97	73.4 (800-600)	0:57.06	0:44.22 [3]	0:34.08 [3]	0:23.27 [3]	0:12.06 [3]			
	(5)	Wanderson D'Avila	4.4L (-1)	0:34.09	800-600 (0:10.13)	(0:12.84)	(0:10.13)	(0:10.81)	(0:11.22)	(0:12.06)			
7	6	Chica Poderosa	0:57.29	0:23.19	73.5 (800-600)	0:57.29	0:44.16 [5]	0:34.09 [4]	0:23.34 [4]	0:12.09 [6]			
	(7)	Ivo Fry	5.7L (-1)	0:34.09	800-600 (0:10.06)	(0:13.13)	(0:10.06)	(0:10.75)	(0:11.25)	(0:12.09)			
8	11	Evita Lass	0:57.37	0:23.55	72.2 (800-600)	0:57.37	0:43.99 [7]	0:33.82 [7]	0:23.22 [7]	0:12.03 [7]			
	(2)	Michael Murphy	6.2L (-2)	0:33.82	800-600 (0:10.17)	(0:13.38)	(0:10.17)	(0:10.60)	(0:11.19)	(0:12.03)			

Scratched: Nicco Nota Fighter (#4), Octopolis (#7), Princess Knowitall (#8)

Report Created: Fri 08 May 2026

(Note: Races are conducted over an approximate distance as close as possible to the advertised distance, and recorded data may vary accordingly. Official times refer to race times only and do not include handicap times.)

[] Position in running at each section and finish TAB# Saddle cloth number

Fastest split

-:--:-- No data available at this section

BAR# Barrier/Gate Position

Fastest section

NA No data available

DNF Did not finish

DNT Did not track

DT-W Distance travelled compared to winner in metres

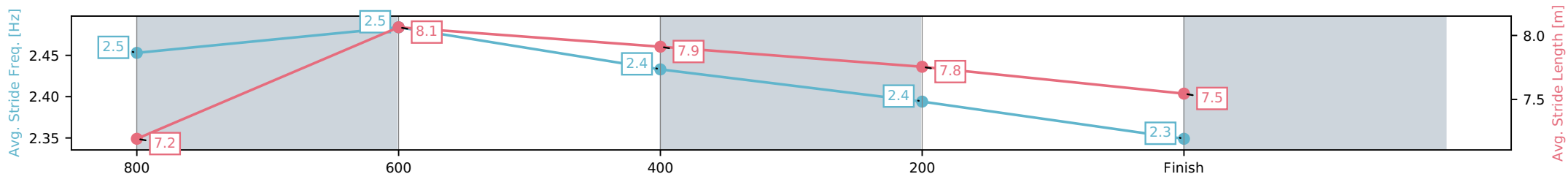
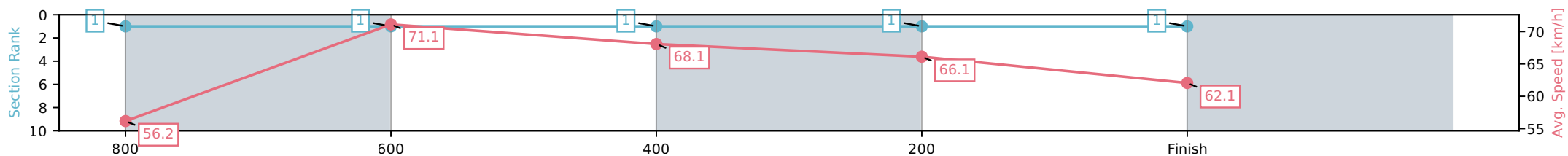
Horse/Jockey Name	Block The Lead/Ashley Butler
Finish Rank	1
Fastest Section Time (Section)	0:10.19 (800-600)
Top Speed [km/h] (Section)	72.7 (1000 - 800)
Race State	Finished



Townsville QLD --Professional-2026-05-08
 Race 2: LADBROKES PUNTER ASSIST QTIS Two-Year-Old
 Maiden Handicap - 1000m
 08 May 2026 - 12:31PM
 Track Rating: Soft 5, Weather: Fine, Rail Position: +2m 1000m-W/Post,
 +4m Remainder



Section	L1000	L800	L600	L400	L200
Section Times	0:56.32 (0:12.78)	0:43.54 [1] (0:10.19)	0:33.35 [1] (0:10.69)	0:22.66 [1] (0:10.98)	0:11.68 [1] (0:11.68)
Average Speed [km/h]	56.2	71.1	68.1	66.1	62.1
Top Speed [km/h]	72.7	72.3	70.9	67.3	66.1
Avg. Dist. to Rail [m]	7.0	2.0	2.4	5.2	9.2
Avg. Stride Freq. [Hz]	2.5	2.5	2.4	2.4	2.3
Avg. Stride Length [m]	7.2	8.1	7.9	7.8	7.5



[] Ranking at each section and finish
 -:-:- No data available at this section
 NA No data available

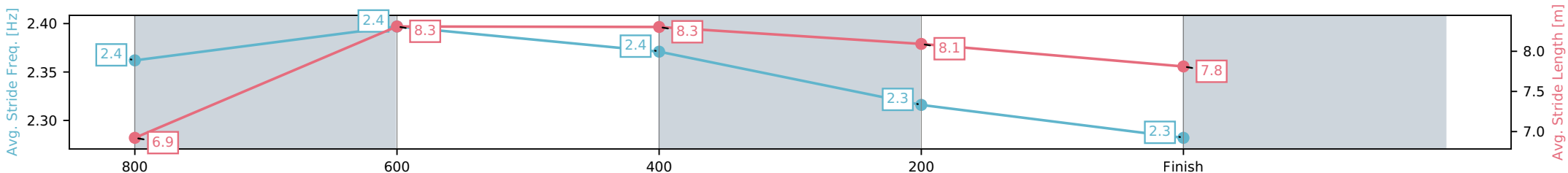
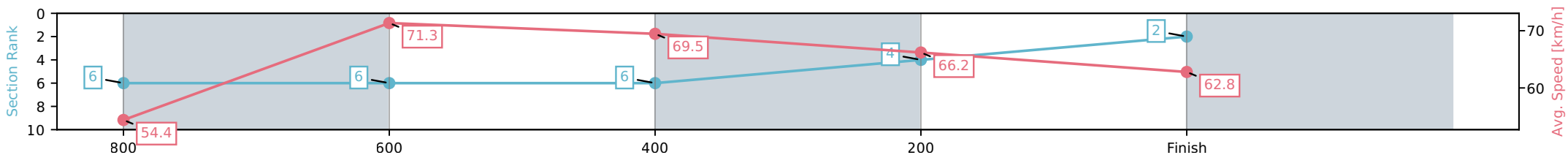
Horse/Jockey Name	Dee Three/Nathan Thomas
Finish Rank	2
Fastest Section Time (Section)	0:10.21 (800-600)
Top Speed [km/h] (Section)	72.4 (800-600)
Race State	Finished



Townsville QLD --Professional-2026-05-08
 Race 2: LADBROKES PUNTER ASSIST QTIS Two-Year-Old
 Maiden Handicap - 1000m
 08 May 2026 - 12:31PM
 Track Rating: Soft 5, Weather: Fine, Rail Position: +2m 1000m-W/Post,
 +4m Remainder



Section	L1000	L800	L600	L400	L200
Section Times	0:56.57 (0:13.19)	0:43.38 [6] (0:10.21)	0:33.17 [6] (0:10.65)	0:22.52 [4] (0:11.01)	0:11.51 [2] (0:11.51)
Average Speed [km/h]	54.4	71.3	69.5	66.2	62.8
Top Speed [km/h]	71.0	72.4	72.0	67.3	64.7
Avg. Dist. to Rail [m]	1.6	2.9	5.4	6.2	7.6
Avg. Stride Freq. [Hz]	2.4	2.4	2.4	2.3	2.3
Avg. Stride Length [m]	6.9	8.3	8.3	8.1	7.8



[] Ranking at each section and finish
 -:-:- No data available at this section
 NA No data available

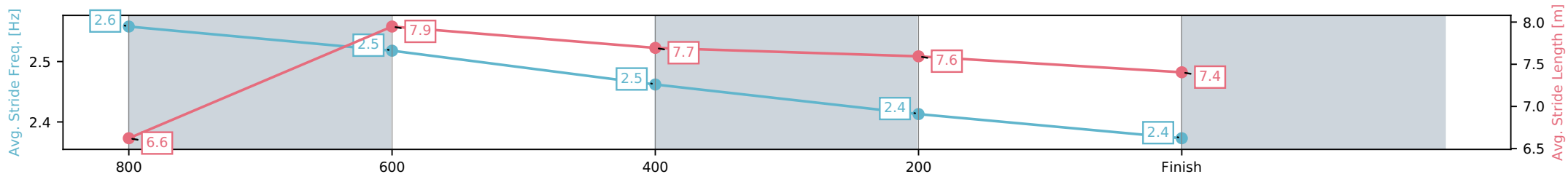
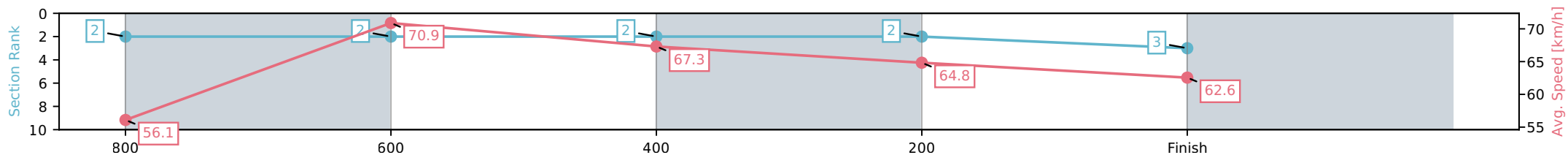
Horse/Jockey Name	Boomious/Aidan Holt
Finish Rank	3
Fastest Section Time (Section)	0:10.19 (800-600)
Top Speed [km/h] (Section)	72.4 (800-600)
Race State	Finished



Townsville QLD --Professional-2026-05-08
 Race 2: LADBROKES PUNTER ASSIST QTIS Two-Year-Old
 Maiden Handicap - 1000m
 08 May 2026 - 12:31PM
 Track Rating: Soft 5, Weather: Fine, Rail Position: +2m 1000m-W/Post,
 +4m Remainder



Section	L1000	L800	L600	L400	L200
Section Times	0:56.62 (0:12.78)	0:43.84 [2] (0:10.19)	0:33.65 [2] (0:10.78)	0:22.86 [2] (0:11.14)	0:11.73 [3] (0:11.73)
Average Speed [km/h]	56.1	70.9	67.3	64.8	62.6
Top Speed [km/h]	71.7	72.4	68.4	66.5	64.6
Avg. Dist. to Rail [m]	3.7	1.0	1.6	1.3	2.9
Avg. Stride Freq. [Hz]	2.6	2.5	2.5	2.4	2.4
Avg. Stride Length [m]	6.6	7.9	7.7	7.6	7.4



- [] Ranking at each section and finish
- :-:- No data available at this section
- NA No data available

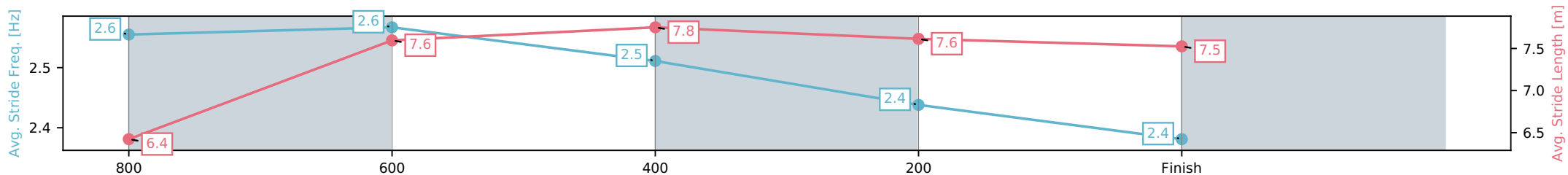
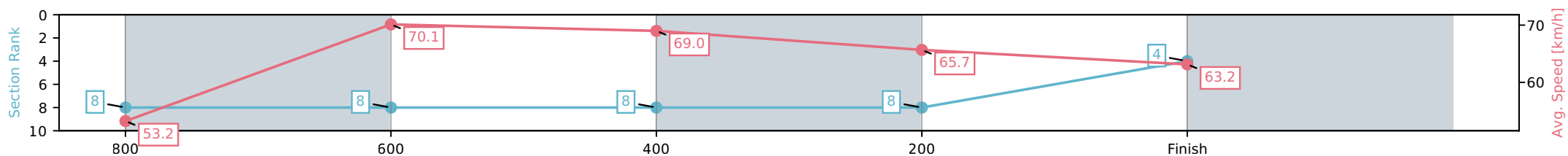
Horse/Jockey Name	Ostuni/Sean Cormack
Finish Rank	4
Fastest Section Time (Section)	0:10.36 (800-600)
Top Speed [km/h] (Section)	71.8 (800-600)
Race State	Finished



Townsville QLD --Professional-2026-05-08
 Race 2: LADBROKES PUNTER ASSIST QTIS Two-Year-Old
 Maiden Handicap - 1000m
 08 May 2026 - 12:31PM
 Track Rating: Soft 5, Weather: Fine, Rail Position: +2m 1000m-W/Post,
 +4m Remainder



Section	L1000	L800	L600	L400	L200
Section Times	0:56.96 (0:13.48)	0:43.48 [8] (0:10.36)	0:33.12 [8] (0:10.59)	0:22.53 [8] (0:11.04)	0:11.49 [4] (0:11.49)
Average Speed [km/h]	53.2	70.1	69.0	65.7	63.2
Top Speed [km/h]	68.2	71.8	71.1	66.8	65.5
Avg. Dist. to Rail [m]	6.4	2.6	3.1	3.6	7.2
Avg. Stride Freq. [Hz]	2.6	2.6	2.5	2.4	2.4
Avg. Stride Length [m]	6.4	7.6	7.8	7.6	7.5



- [] Ranking at each section and finish
- :-:- No data available at this section
- NA No data available

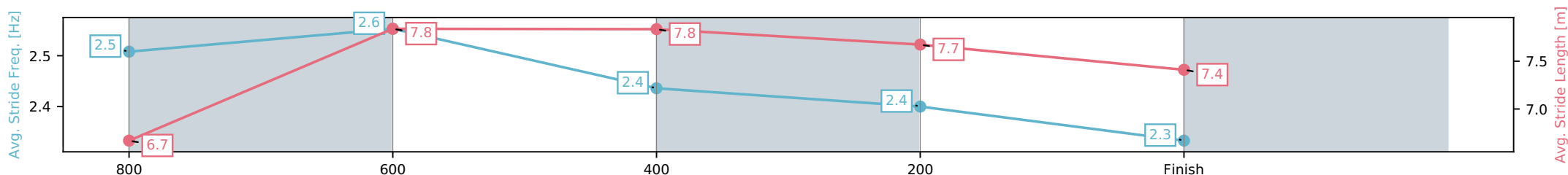
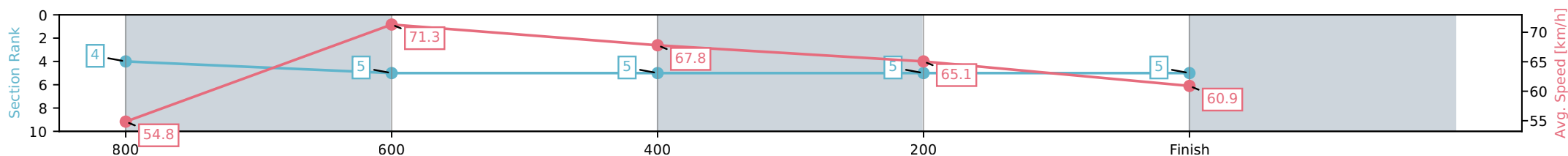
Horse/Jockey Name	Booming Belief/Lacey Morrison
Finish Rank	5
Fastest Section Time (Section)	0:10.12 (800-600)
Top Speed [km/h] (Section)	72.8 (800-600)
Race State	Finished



Townsville QLD --Professional-2026-05-08
 Race 2: LADBROKES PUNTER ASSIST QTIS Two-Year-Old
 Maiden Handicap - 1000m
 08 May 2026 - 12:31PM
 Track Rating: Soft 5, Weather: Fine, Rail Position: +2m 1000m-W/Post,
 +4m Remainder



Section	L1000	L800	L600	L400	L200
Section Times	0:57.04 (0:13.10)	0:43.94 [5] (0:10.12)	0:33.82 [5] (0:10.73)	0:23.08 [5] (0:11.13)	0:11.96 [5] (0:11.96)
Average Speed [km/h]	54.8	71.3	67.8	65.1	60.9
Top Speed [km/h]	70.2	72.8	68.8	66.9	63.1
Avg. Dist. to Rail [m]	1.3	0.7	2.2	3.2	3.6
Avg. Stride Freq. [Hz]	2.5	2.6	2.4	2.4	2.3
Avg. Stride Length [m]	6.7	7.8	7.8	7.7	7.4



- [] Ranking at each section and finish
- :-:- No data available at this section
- NA No data available

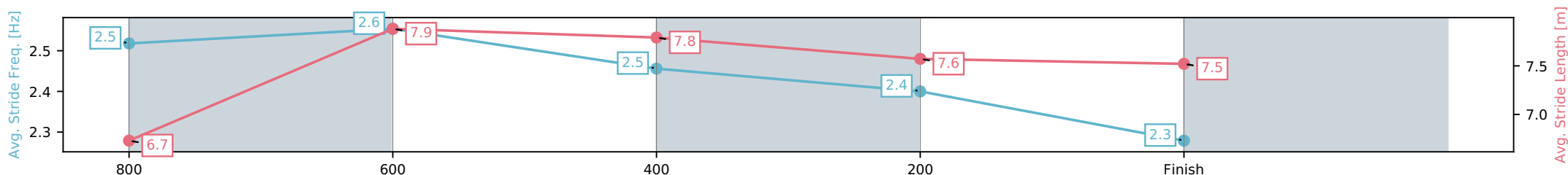
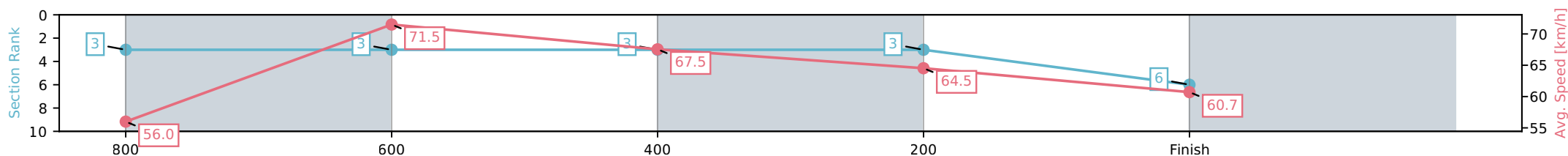
Horse/Jockey Name	Ask Me Edi/Wanderson D'Avila
Finish Rank	6
Fastest Section Time (Section)	0:10.13 (800-600)
Top Speed [km/h] (Section)	73.4 (800-600)
Race State	Finished



Townsville QLD --Professional-2026-05-08
 Race 2: LADBROKES PUNTER ASSIST QTIS Two-Year-Old
 Maiden Handicap - 1000m
 08 May 2026 - 12:31PM
 Track Rating: Soft 5, Weather: Fine, Rail Position: +2m 1000m-W/Post,
 +4m Remainder



Section	L1000	L800	L600	L400	L200
Section Times	0:57.06 (0:12.84)	0:44.22 [3] (0:10.13)	0:34.08 [3] (0:10.81)	0:23.27 [3] (0:11.22)	0:12.06 [6] (0:12.06)
Average Speed [km/h]	56.0	71.5	67.5	64.5	60.7
Top Speed [km/h]	72.9	73.4	69.6	65.8	64.7
Avg. Dist. to Rail [m]	3.9	1.6	2.9	3.1	5.6
Avg. Stride Freq. [Hz]	2.5	2.6	2.5	2.4	2.3
Avg. Stride Length [m]	6.7	7.9	7.8	7.6	7.5



[] Ranking at each section and finish
 -:-:- No data available at this section
 NA No data available

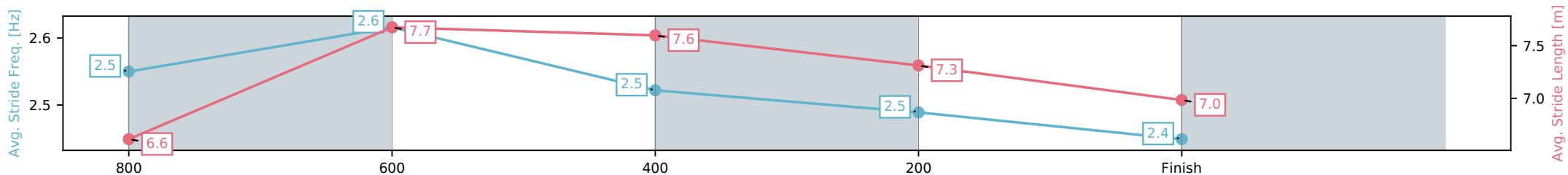
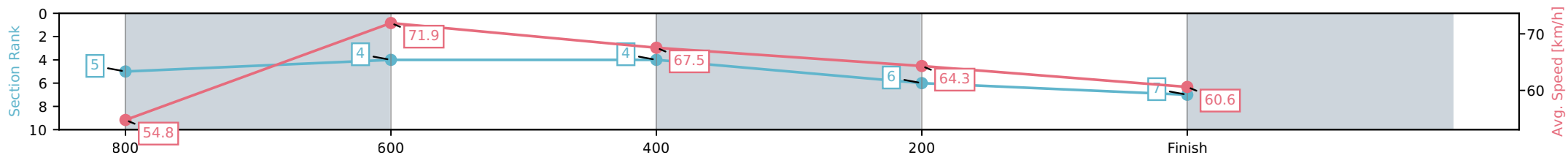
Horse/Jockey Name	Chica Poderosa/Ivo Fry
Finish Rank	7
Fastest Section Time (Section)	0:10.06 (800-600)
Top Speed [km/h] (Section)	73.5 (800-600)
Race State	Finished



Townsville QLD --Professional-2026-05-08
 Race 2: LADBROKES PUNTER ASSIST QTIS Two-Year-Old
 Maiden Handicap - 1000m
 08 May 2026 - 12:31PM
 Track Rating: Soft 5, Weather: Fine, Rail Position: +2m 1000m-W/Post,
 +4m Remainder



Section	L1000	L800	L600	L400	L200
Section Times	0:57.29 (0:13.13)	0:44.16 [4] (0:10.06)	0:34.09 [4] (0:10.75)	0:23.34 [6] (0:11.25)	0:12.09 [7] (0:12.09)
Average Speed [km/h]	54.8	71.9	67.5	64.3	60.6
Top Speed [km/h]	70.2	73.5	70.3	66.5	63.5
Avg. Dist. to Rail [m]	5.4	1.3	2.0	2.3	4.7
Avg. Stride Freq. [Hz]	2.5	2.6	2.5	2.5	2.4
Avg. Stride Length [m]	6.6	7.7	7.6	7.3	7.0



[] Ranking at each section and finish
 -:-:- No data available at this section
 NA No data available

Horse/Jockey Name	Evita Lass/Michael Murphy
Finish Rank	8
Fastest Section Time (Section)	0:10.17 (800-600)
Top Speed [km/h] (Section)	72.2 (800-600)
Race State	Finished



Townsville QLD --Professional-2026-05-08

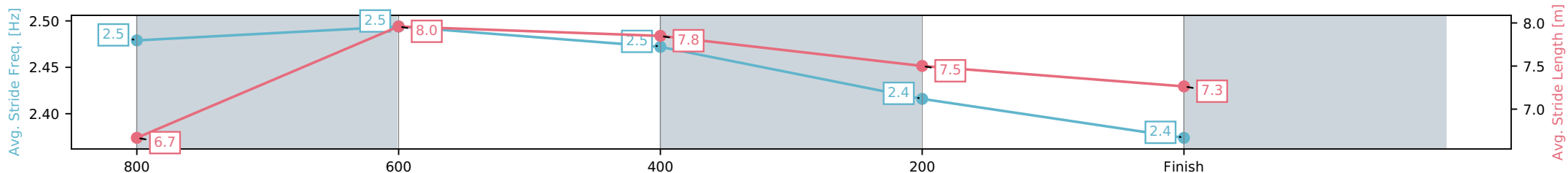
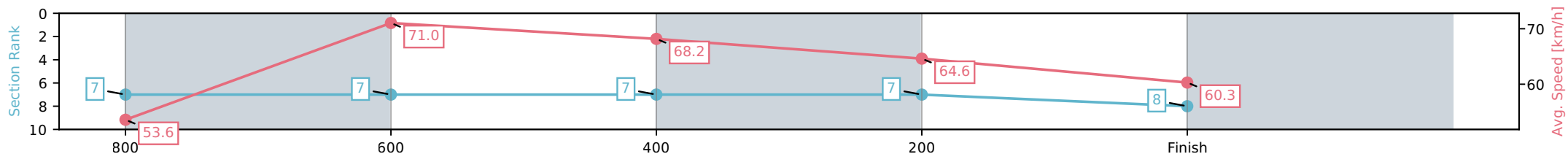
Race 2: LADBROKES PUNTER ASSIST QTIS Two-Year-Old Maiden Handicap - 1000m

08 May 2026 - 12:31PM

Track Rating: Soft 5, Weather: Fine, Rail Position: +2m 1000m-W/Post, +4m Remainder



Section	L1000	L800	L600	L400	L200
Section Times	0:57.37 (0:13.38)	0:43.99 [7] (0:10.17)	0:33.82 [7] (0:10.60)	0:23.22 [7] (0:11.19)	0:12.03 [8] (0:12.03)
Average Speed [km/h]	53.6	71.0	68.2	64.6	60.3
Top Speed [km/h]	71.1	72.2	71.3	65.9	63.6
Avg. Dist. to Rail [m]	2.1	1.3	0.9	4.2	8.5
Avg. Stride Freq. [Hz]	2.5	2.5	2.5	2.4	2.4
Avg. Stride Length [m]	6.7	8.0	7.8	7.5	7.3



- [] Ranking at each section and finish
- :-:- No data available at this section
- NA No data available



Townsville QLD

Race 3: AAA PLAYSCAPES QTIS Three-Year-Old Maiden Handicap - 1400m

08 May 2026 - 1:05PM

Track Rating: Soft 5, Weather: Fine, Rail Position: +2m 1000m-W/Post, +4m Remainder



Field Times (Race Tempo) 1:24.11 1:10.10 0:58.35 0:46.41 0:34.73 0:23.26 0:11.98
 (0:14.01) (0:11.75) (0:11.94) (0:11.69) (0:11.47) (0:11.28) (0:11.98)

Rank	TAB#	Horse	Overall Time	First 400m	Top Speed km/h (Section)	L1400	L1200	L1000	L800	L600	L400	L200	
	(BAR#)	Jockey	Margin (DT-W)	Last 600m	Fastest Section (Time)	Start - 1200	1200 - 1000	1000 - 800	800 - 600	600 - 400	400 - 200	200 - Finish	
1	2	Toranaga	1:24.11	0:25.76	65.0 (400-200)	1:24.11	1:10.10 [1]	0:58.35 [1]	0:46.41 [1]	0:34.73 [1]	0:23.26 [1]	0:11.98 [1]	
	(7)	Ivo Fry		0:34.73	400-200 (0:11.28)	(0:14.01)	(0:11.75)	(0:11.94)	(0:11.69)	(0:11.47)	(0:11.28)	(0:11.98)	
2	6	We Us 'N' Co	1:24.35	0:26.07	64.7 (400-200)	1:24.35	1:09.86 [5]	0:58.29 [4]	0:46.29 [4]	0:34.55 [4]	0:23.00 [5]	0:11.67 [4]	
	(6)	Adam Sewell	1.4L (+3)	0:34.55	400-200 (0:11.34)	(0:14.50)	(0:11.57)	(0:12.00)	(0:11.74)	(0:11.54)	(0:11.34)	(0:11.67)	
3	1	Small Town Hussler	1:24.40	0:25.90	65.3 (400-200)	1:24.40	1:10.00 [3]	0:58.50 [3]	0:46.51 [3]	0:34.81 [3]	0:23.29 [2]	0:11.96 [2]	
	(3)	Ashley Butler	1.7L (+8)	0:34.80	400-200 (0:11.32)	(0:14.40)	(0:11.50)	(0:11.99)	(0:11.71)	(0:11.52)	(0:11.32)	(0:11.96)	
4	3	Bush Etiquette	1:24.56	0:26.52	64.5 (600-400)	1:24.56	1:09.77 [7]	0:58.04 [7]	0:46.14 [7]	0:34.47 [7]	0:23.10 [7]	0:11.71 [6]	
	(5)	Lacey Morrison	2.7L (-1)	0:34.47	600-400 (0:11.37)	(0:14.79)	(0:11.73)	(0:11.90)	(0:11.67)	(0:11.37)	(0:11.39)	(0:11.71)	
5	4	Kajetan	1:24.57	0:26.26	65.4 (400-200)	1:24.57	1:09.89 [6]	0:58.30 [6]	0:46.35 [6]	0:34.61 [6]	0:23.17 [6]	0:11.76 [5]	
	(2)	Tahlia Fenlon	2.7L (+3)	0:34.62	400-200 (0:11.42)	(0:14.68)	(0:11.58)	(0:11.95)	(0:11.74)	(0:11.44)	(0:11.42)	(0:11.76)	
6	5	Onoma	1:24.60	0:26.12	64.4 (600-400)	1:24.60	1:10.16 [4]	0:58.48 [5]	0:46.40 [5]	0:34.76 [5]	0:23.36 [3]	0:11.96 [3]	
	(1)	Sean Cormack	2.9L (-1)	0:34.76	600-400 (0:11.40)	(0:14.44)	(0:11.68)	(0:12.07)	(0:11.65)	(0:11.40)	(0:11.40)	(0:11.96)	
7	7	Valadore	1:25.75	0:25.79	64.7 (1200-1000)	1:25.75	1:11.52 [2]	0:59.96 [2]	0:47.94 [2]	0:36.28 [2]	0:24.45 [4]	0:12.62 [7]	
	(4)	Courtney Bellamy	9.6L (+1)	0:36.28	1200-1000 (0:11.55)	(0:14.24)	(0:11.55)	(0:12.02)	(0:11.66)	(0:11.83)	(0:11.83)	(0:12.62)	

Report Created: Fri 08 May 2026

(Note: Races are conducted over an approximate distance as close as possible to the advertised distance, and recorded data may vary accordingly. Official times refer to race times only and do not include handicap times.)

[] Position in running at each section and finish TAB# Saddle cloth number

-:--:-- No data available at this section

NA No data available

DNT Did not track

BAR# Barrier/Gate Position

DNF Did not finish

DT-W Distance travelled compared to winner in metres

Fastest split

Fastest section

Horse/Jockey Name	Toranaga/Ivo Fry
Finish Rank	1
Fastest Section Time (Section)	0:11.28 (400-200)
Top Speed [km/h] (Section)	65.0 (400-200)
Race State	Finished



Townsville QLD --Professional-2026-05-08

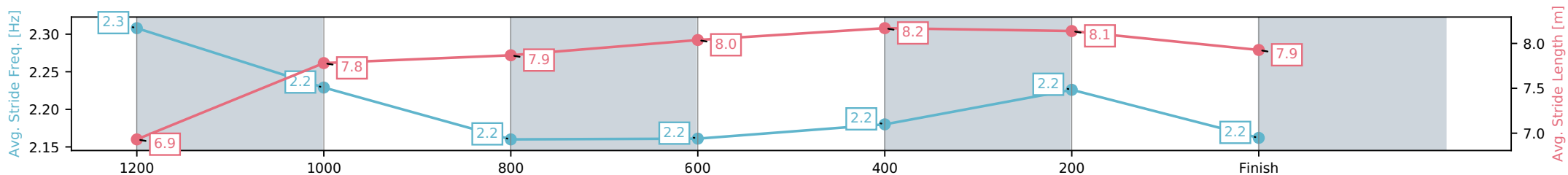
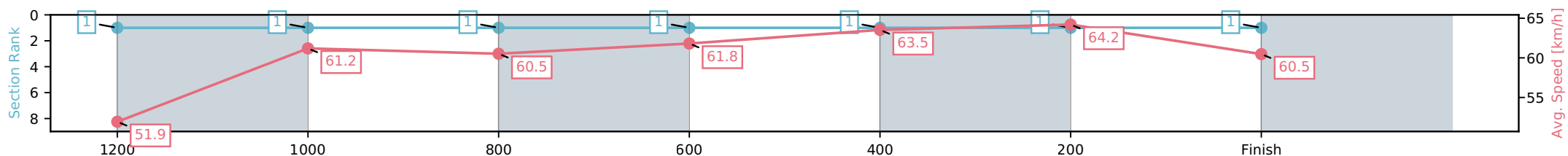
Race 3: AAA PLAYSCAPES QTIS Three-Year-Old Maiden Handicap - 1400m

08 May 2026 - 1:05PM

Track Rating: Soft 5, Weather: Fine, Rail Position: +2m 1000m-W/Post, +4m Remainder



Section	L1400	L1200	L1000	L800	L600	L400	L200
Section Times	1:24.11 (0:14.01)	1:10.10 [1] (0:11.75)	0:58.35 [1] (0:11.94)	0:46.41 [1] (0:11.69)	0:34.73 [1] (0:11.47)	0:23.26 [1] (0:11.28)	0:11.98 [1] (0:11.98)
Average Speed [km/h]	51.9	61.2	60.5	61.8	63.5	64.2	60.5
Top Speed [km/h]	64.1	62.4	61.7	62.9	64.4	65.0	61.8
Avg. Dist. to Rail [m]	4.0	0.6	0.5	1.0	2.4	2.3	3.0
Avg. Stride Freq. [Hz]	2.3	2.2	2.2	2.2	2.2	2.2	2.2
Avg. Stride Length [m]	6.9	7.8	7.9	8.0	8.2	8.1	7.9



[] Ranking at each section and finish
 -:-:- No data available at this section
 NA No data available

Horse/Jockey Name	We Us 'N' Co/Adam Sewell
Finish Rank	2
Fastest Section Time (Section)	0:11.34 (400-200)
Top Speed [km/h] (Section)	64.7 (400-200)
Race State	Finished



Townsville QLD --Professional-2026-05-08

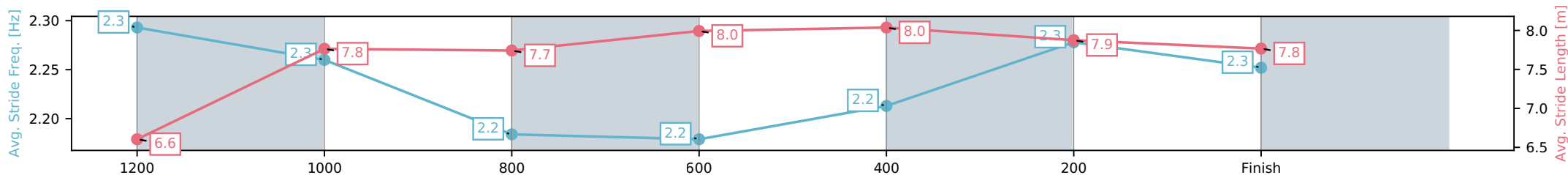
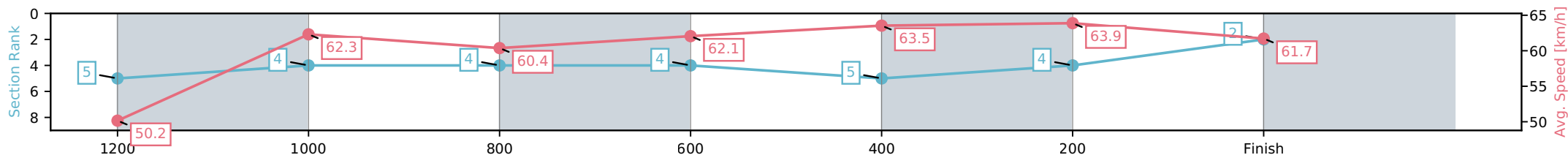
Race 3: AAA PLAYSCAPES QTIS Three-Year-Old Maiden Handicap - 1400m

08 May 2026 - 1:05PM

Track Rating: Soft 5, Weather: Fine, Rail Position: +2m 1000m-W/Post, +4m Remainder



Section	L1400	L1200	L1000	L800	L600	L400	L200
Section Times	1:24.35 (0:14.50)	1:09.86 [4] (0:11.57)	0:58.29 [4] (0:12.00)	0:46.29 [4] (0:11.74)	0:34.55 [5] (0:11.54)	0:23.00 [4] (0:11.34)	0:11.67 [2] (0:11.67)
Average Speed [km/h]	50.2	62.3	60.4	62.1	63.5	63.9	61.7
Top Speed [km/h]	61.7	63.8	62.0	63.0	63.8	64.7	63.4
Avg. Dist. to Rail [m]	4.1	1.3	1.3	2.5	3.7	3.4	4.6
Avg. Stride Freq. [Hz]	2.3	2.3	2.2	2.2	2.2	2.3	2.3
Avg. Stride Length [m]	6.6	7.8	7.7	8.0	8.0	7.9	7.8



- [] Ranking at each section and finish
- :-:- No data available at this section
- NA No data available

Horse/Jockey Name	Small Town Hussler/Ashley Butler
Finish Rank	3
Fastest Section Time (Section)	0:11.32 (400-200)
Top Speed [km/h] (Section)	65.3 (400-200)
Race State	Finished



Townsville QLD --Professional-2026-05-08

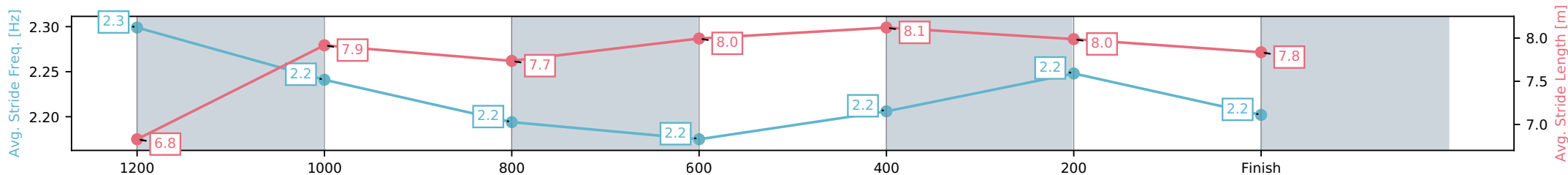
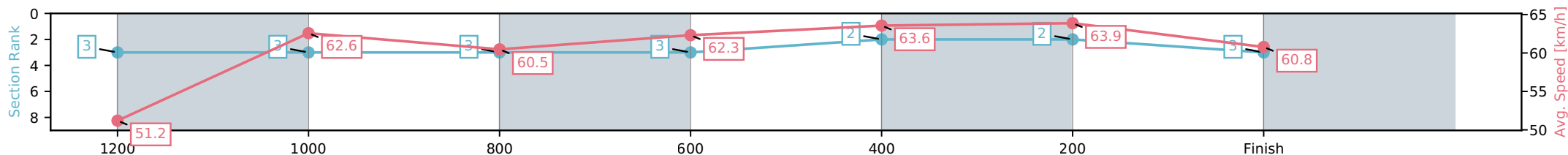
Race 3: AAA PLAYSCAPES QTIS Three-Year-Old Maiden Handicap - 1400m

08 May 2026 - 1:05PM

Track Rating: Soft 5, Weather: Fine, Rail Position: +2m 1000m-W/Post, +4m Remainder



Section	L1400	L1200	L1000	L800	L600	L400	L200
Section Times	1:24.40 (0:14.40)	1:10.00 [3] (0:11.50)	0:58.50 [3] (0:11.99)	0:46.51 [3] (0:11.71)	0:34.81 [2] (0:11.52)	0:23.29 [2] (0:11.32)	0:11.96 [3] (0:11.96)
Average Speed [km/h]	51.2	62.6	60.5	62.3	63.6	63.9	60.8
Top Speed [km/h]	64.4	64.7	61.7	64.3	64.6	65.3	63.0
Avg. Dist. to Rail [m]	2.0	2.3	1.4	2.8	3.5	3.2	2.9
Avg. Stride Freq. [Hz]	2.3	2.2	2.2	2.2	2.2	2.2	2.2
Avg. Stride Length [m]	6.8	7.9	7.7	8.0	8.1	8.0	7.8



- [] Ranking at each section and finish
- :-:- No data available at this section
- NA No data available

Horse/Jockey Name	Bush Etiquette/Lacey Morrison
Finish Rank	4
Fastest Section Time (Section)	0:11.37 (600-400)
Top Speed [km/h] (Section)	64.5 (600-400)
Race State	Finished



Townsville QLD --Professional-2026-05-08

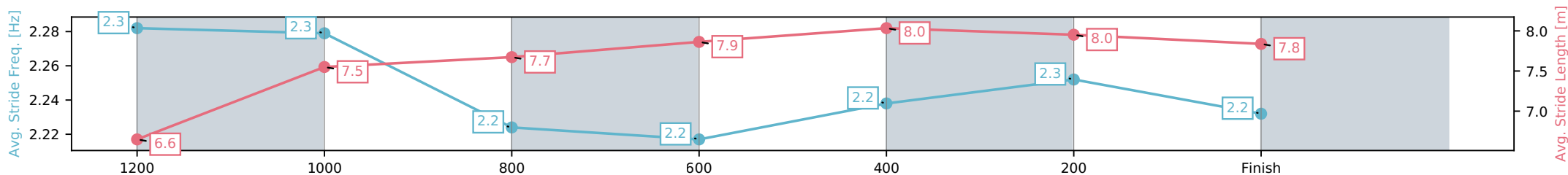
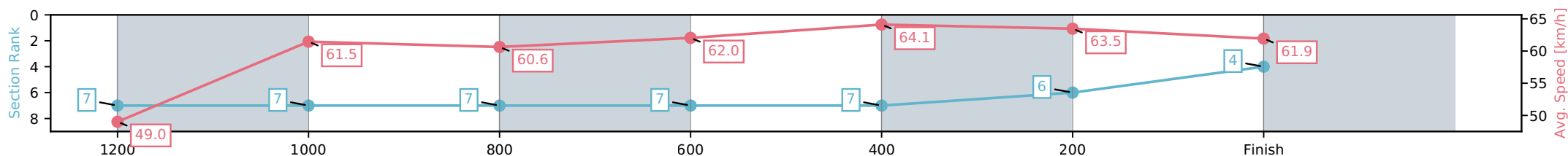
Race 3: AAA PLAYSCAPES QTIS Three-Year-Old Maiden Handicap - 1400m

08 May 2026 - 1:05PM

Track Rating: Soft 5, Weather: Fine, Rail Position: +2m 1000m-W/Post, +4m Remainder



Section	L1400	L1200	L1000	L800	L600	L400	L200
Section Times	1:24.56 (0:14.79)	1:09.77 [7] (0:11.73)	0:58.04 [7] (0:11.90)	0:46.14 [7] (0:11.67)	0:34.47 [7] (0:11.37)	0:23.10 [6] (0:11.39)	0:11.71 [4] (0:11.71)
Average Speed [km/h]	49.0	61.5	60.6	62.0	64.1	63.5	61.9
Top Speed [km/h]	59.9	63.1	62.3	63.4	64.5	64.1	62.9
Avg. Dist. to Rail [m]	3.2	0.6	0.9	1.1	2.4	3.6	4.2
Avg. Stride Freq. [Hz]	2.3	2.3	2.2	2.2	2.2	2.3	2.2
Avg. Stride Length [m]	6.6	7.5	7.7	7.9	8.0	8.0	7.8



- [] Ranking at each section and finish
- :-:- No data available at this section
- NA No data available

Horse/Jockey Name	Kajetan/Tahlia Fenlon
Finish Rank	5
Fastest Section Time (Section)	0:11.42 (400-200)
Top Speed [km/h] (Section)	65.4 (400-200)
Race State	Finished



Townsville QLD --Professional-2026-05-08

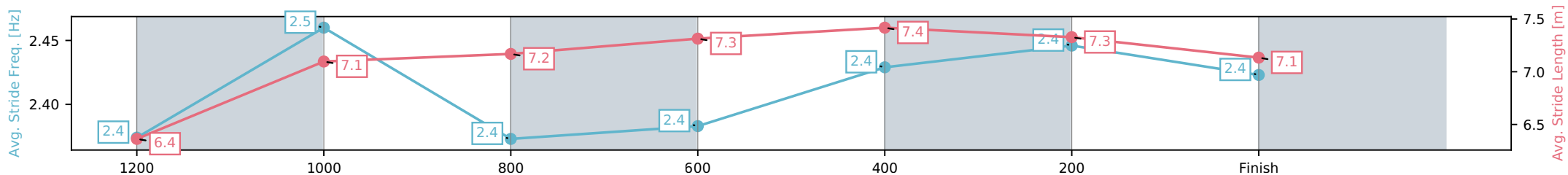
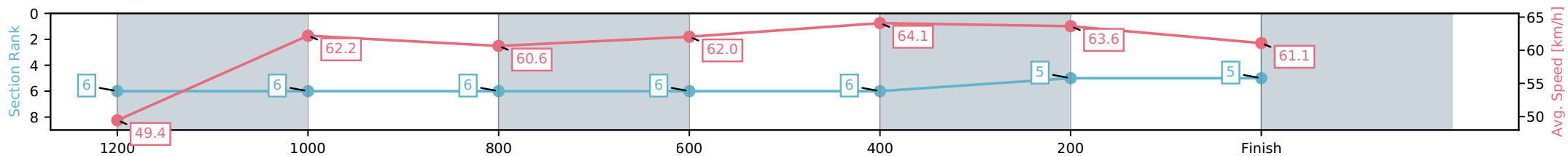
Race 3: AAA PLAYSCAPES QTIS Three-Year-Old Maiden Handicap - 1400m

08 May 2026 - 1:05PM

Track Rating: Soft 5, Weather: Fine, Rail Position: +2m 1000m-W/Post, +4m Remainder



Section	L1400	L1200	L1000	L800	L600	L400	L200
Section Times	1:24.57 (0:14.68)	1:09.89 [6] (0:11.58)	0:58.30 [6] (0:11.95)	0:46.35 [6] (0:11.74)	0:34.61 [6] (0:11.44)	0:23.17 [5] (0:11.42)	0:11.76 [5] (0:11.76)
Average Speed [km/h]	49.4	62.2	60.6	62.0	64.1	63.6	61.1
Top Speed [km/h]	61.3	63.3	63.1	63.7	64.7	65.4	63.0
Avg. Dist. to Rail [m]	0.8	0.7	1.5	2.2	3.8	4.8	6.4
Avg. Stride Freq. [Hz]	2.4	2.5	2.4	2.4	2.4	2.4	2.4
Avg. Stride Length [m]	6.4	7.1	7.2	7.3	7.4	7.3	7.1



- [] Ranking at each section and finish
- :-:- No data available at this section
- NA No data available

Horse/Jockey Name	Onoma/Sean Cormack
Finish Rank	6
Fastest Section Time (Section)	0:11.40 (600-400)
Top Speed [km/h] (Section)	64.4 (600-400)
Race State	Finished



Townsville QLD --Professional-2026-05-08

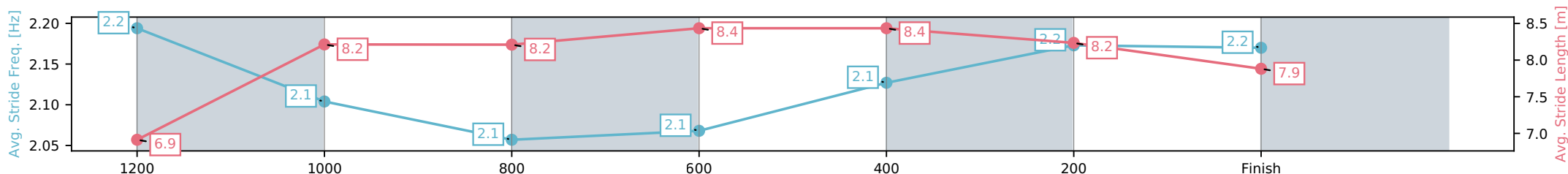
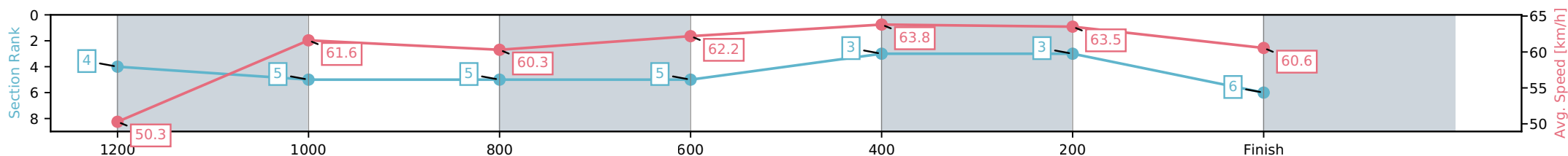
Race 3: AAA PLAYSCAPES QTIS Three-Year-Old Maiden Handicap - 1400m

08 May 2026 - 1:05PM

Track Rating: Soft 5, Weather: Fine, Rail Position: +2m 1000m-W/Post, +4m Remainder



Section	L1400	L1200	L1000	L800	L600	L400	L200
Section Times	1:24.60 (0:14.44)	1:10.16 [5] (0:11.68)	0:58.48 [5] (0:12.07)	0:46.40 [5] (0:11.65)	0:34.76 [3] (0:11.40)	0:23.36 [3] (0:11.40)	0:11.96 [6] (0:11.96)
Average Speed [km/h]	50.3	61.6	60.3	62.2	63.8	63.5	60.6
Top Speed [km/h]	62.9	63.0	62.1	63.5	64.4	64.1	62.7
Avg. Dist. to Rail [m]	1.2	0.8	2.2	1.4	2.4	2.0	2.3
Avg. Stride Freq. [Hz]	2.2	2.1	2.1	2.1	2.1	2.2	2.2
Avg. Stride Length [m]	6.9	8.2	8.2	8.4	8.4	8.2	7.9



- [] Ranking at each section and finish
- :-:- No data available at this section
- NA No data available

Horse/Jockey Name	Valadore/Courtney Bellamy
Finish Rank	7
Fastest Section Time (Section)	0:11.55 (1200-1000)
Top Speed [km/h] (Section)	64.7 (1200-1000)
Race State	Finished



Townsville QLD --Professional-2026-05-08

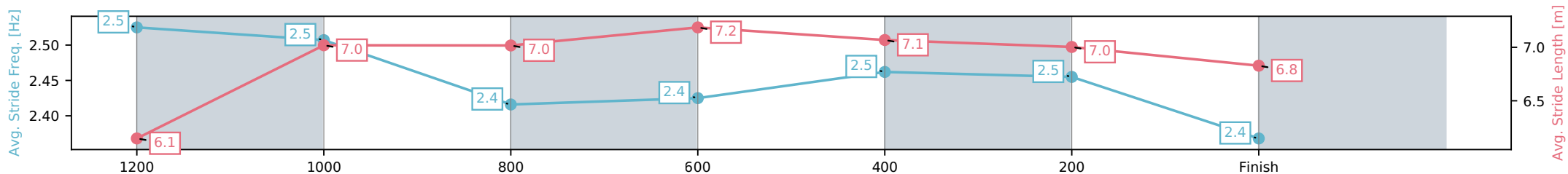
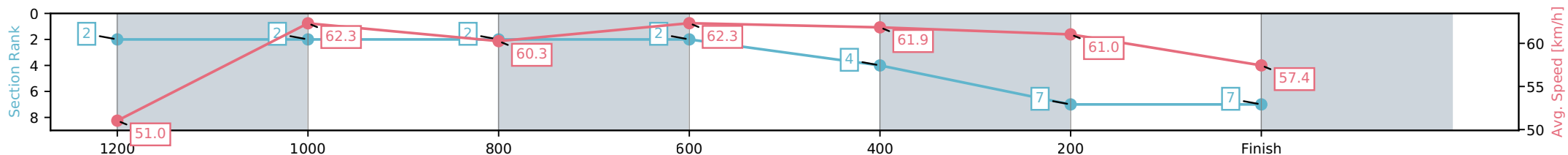
Race 3: AAA PLAYSCAPES QTIS Three-Year-Old Maiden Handicap - 1400m

08 May 2026 - 1:05PM

Track Rating: Soft 5, Weather: Fine, Rail Position: +2m 1000m-W/Post, +4m Remainder



Section	L1400	L1200	L1000	L800	L600	L400	L200
Section Times	1:25.75 (0:14.24)	1:11.52 [2] (0:11.55)	0:59.96 [2] (0:12.02)	0:47.94 [2] (0:11.66)	0:36.28 [4] (0:11.83)	0:24.45 [7] (0:11.83)	0:12.62 [7] (0:12.62)
Average Speed [km/h]	51.0	62.3	60.3	62.3	61.9	61.0	57.4
Top Speed [km/h]	62.6	64.7	62.3	63.7	63.3	62.0	60.8
Avg. Dist. to Rail [m]	1.9	0.3	1.2	2.0	3.2	1.8	2.7
Avg. Stride Freq. [Hz]	2.5	2.5	2.4	2.4	2.5	2.5	2.4
Avg. Stride Length [m]	6.1	7.0	7.0	7.2	7.1	7.0	6.8



- [] Ranking at each section and finish
- :-:- No data available at this section
- NA No data available



Townsville QLD

Race 4: THANK YOU DEPARTMENT OF RACING Maiden Handicap (QTIS bonuses 2&3YO Only) - 1200m

08 May 2026 - 1:45PM

Track Rating: Soft 5, Weather: Fine, Rail Position: +2m 1000m-W/Post, +4m Remainder



Field Times (Race Tempo) 1:11.24 (0:14.39) 0:56.85 (0:11.06) 0:45.79 (0:11.03) 0:34.76 (0:11.38) 0:23.39 (0:11.36) 0:12.02 (0:12.02)

Rank	TAB#	Horse	Overall Time	First 400m	Top Speed km/h (Section)	L1200	L1000	L800	L600	L400	L200		
	(BAR#)	Jockey	Margin (DT-W)	Last 600m	Fastest Section (Time)	Start - 1000	1000 - 800	800 - 600	600 - 400	400 - 200	200 - Finish		
1	5	Arancia	1:11.24	0:25.62	68.2 (1000-800)	1:11.24	0:56.68 [2]	0:45.61 [2]	0:34.60 [2]	0:23.34 [2]	0:12.02 [1]		
	(8)	Lacey Morrison		0:34.60	800-600 (0:11.01)	(0:14.56)	(0:11.06)	(0:11.01)	(0:11.26)	(0:11.32)	(0:12.02)		
2	3	It's Showtime	1:11.50	0:25.80	67.0 (1000-800)	1:11.50	0:56.82 [3]	0:45.70 [3]	0:34.70 [3]	0:23.42 [4]	0:12.04 [2]		
	(1)	Wanderson D'Avila	1.5L (+1)	0:34.70	800-600 (0:11.00)	(0:14.68)	(0:11.12)	(0:11.00)	(0:11.27)	(0:11.39)	(0:12.04)		
3	8	Shadyvale AI	1:11.68	0:26.41	67.5 (800-600)	1:11.68	0:56.81 [6]	0:45.27 [8]	0:34.16 [8]	0:23.06 [8]	0:11.85 [8]		
	(9)	Jason Babarovich	2.6L (+4)	0:34.16	600-400 (0:11.10)	(0:14.87)	(0:11.54)	(0:11.11)	(0:11.10)	(0:11.21)	(0:11.85)		
4	7	Okay Zoomer	1:11.69	0:26.25	67.6 (800-600)	1:11.69	0:56.70 [8]	0:45.44 [7]	0:34.44 [7]	0:23.32 [7]	0:11.98 [6]		
	(7)	Ivo Fry	2.6L (+2)	0:34.44	800-600 (0:11.00)	(0:14.99)	(0:11.26)	(0:11.00)	(0:11.12)	(0:11.34)	(0:11.98)		
5	10	Volare	1:11.71	0:25.90	66.7 (800-600)	1:11.71	0:56.93 [5]	0:45.82 [4]	0:34.75 [4]	0:23.65 [3]	0:12.12 [4]		
	(2)	Chris Whiteley	2.8L (+5)	0:34.75	800-600 (0:11.07)	(0:14.78)	(0:11.12)	(0:11.07)	(0:11.10)	(0:11.53)	(0:12.12)		
6	4	Monday Close	1:11.96	0:25.98	66.9 (800-600)	1:11.96	0:57.20 [4]	0:45.98 [5]	0:34.87 [5]	0:23.70 [5]	0:12.28 [5]		
	(4)	Tasha Chambers	4.3L (+9)	0:34.88	800-600 (0:11.11)	(0:14.76)	(0:11.22)	(0:11.11)	(0:11.18)	(0:11.42)	(0:12.28)		
7	6	Nicco Nota Fighter	1:12.08	0:26.03	67.4 (1000-800)	1:12.08	0:57.11 [7]	0:46.06 [6]	0:34.95 [6]	0:23.80 [6]	0:12.27 [7]		
	(5)	Nathan Thomas	5.0L (+0)	0:34.96	1000-800 (0:11.06)	(0:14.97)	(0:11.06)	(0:11.10)	(0:11.16)	(0:11.53)	(0:12.27)		
8	9	Instigate	1:12.78	0:25.45	67.3 (1000-800)	1:12.78	0:58.39 [1]	0:47.33 [1]	0:36.30 [1]	0:24.93 [1]	0:13.25 [3]		
	(6)	Adam Sewell	9.1L (-4)	0:36.31	800-600 (0:11.03)	(0:14.39)	(0:11.06)	(0:11.03)	(0:11.38)	(0:11.68)	(0:13.25)		

Scratched: Wade's Legacy (#1), Run Raymond Run (#2)

Report Created: Fri 08 May 2026

(Note: Races are conducted over an approximate distance as close as possible to the advertised distance, and recorded data may vary accordingly. Official times refer to race times only and do not include handicap times.)

[] Position in running at each section and finish TAB# Saddle cloth number

-:--:-- No data available at this section

NA No data available

DNT Did not track

BAR# Barrier/Gate Position

DNF Did not finish

DT-W Distance travelled compared to winner in metres

Fastest split

Fastest section

Horse/Jockey Name	Arancia/Lacey Morrison
Finish Rank	1
Fastest Section Time (Section)	0:11.01 (800-600)
Top Speed [km/h] (Section)	68.2 (1000-800)
Race State	Finished



Townsville QLD --Professional-2026-05-08

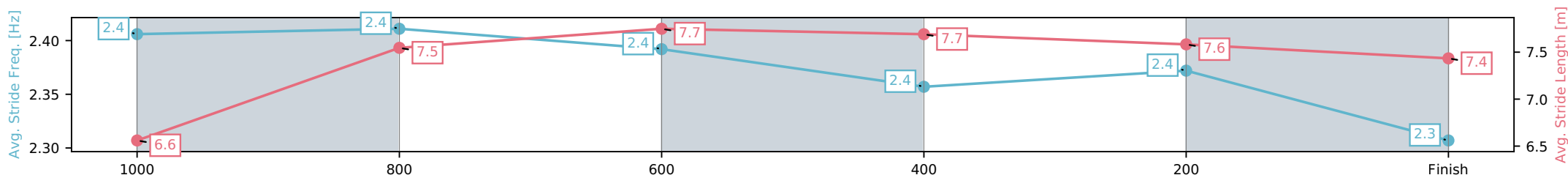
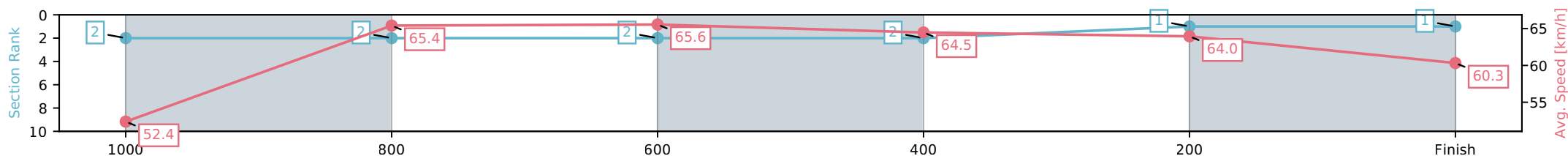
Race 4: THANK YOU DEPARTMENT OF RACING Maiden Handicap (QTIS bonuses 2&3YO Only) - 1200m

08 May 2026 - 1:45PM

Track Rating: Soft 5, Weather: Fine, Rail Position: +2m 1000m-W/Post, +4m Remainder



Section	L1200	L1000	L800	L600	L400	L200
Section Times	1:11.24 (0:14.56)	0:56.68 [2] (0:11.06)	0:45.61 [2] (0:11.01)	0:34.60 [2] (0:11.26)	0:23.34 [1] (0:11.32)	0:12.02 [1] (0:12.02)
Average Speed [km/h]	52.4	65.4	65.6	64.5	64.0	60.3
Top Speed [km/h]	64.4	68.2	67.2	65.5	64.3	63.1
Avg. Dist. to Rail [m]	6.1	1.2	0.6	1.9	2.7	2.1
Avg. Stride Freq. [Hz]	2.4	2.4	2.4	2.4	2.4	2.3
Avg. Stride Length [m]	6.6	7.5	7.7	7.7	7.6	7.4



[] Ranking at each section and finish
 -:-:- No data available at this section
 NA No data available

Horse/Jockey Name	It's Showtime/Wanderson D'Avila
Finish Rank	2
Fastest Section Time (Section)	0:11.00 (800-600)
Top Speed [km/h] (Section)	67.0 (1000-800)
Race State	Finished



Townsville QLD --Professional-2026-05-08

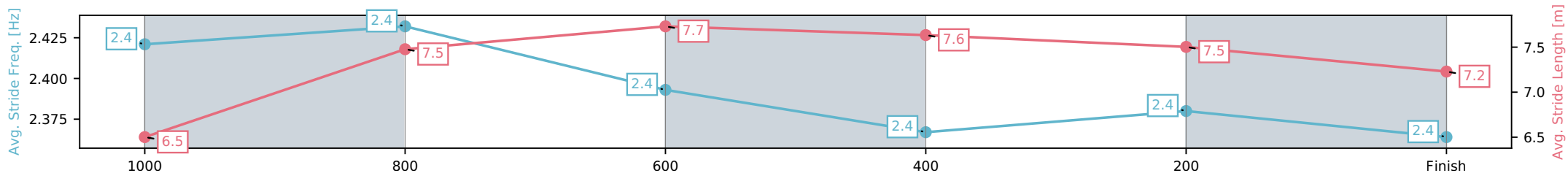
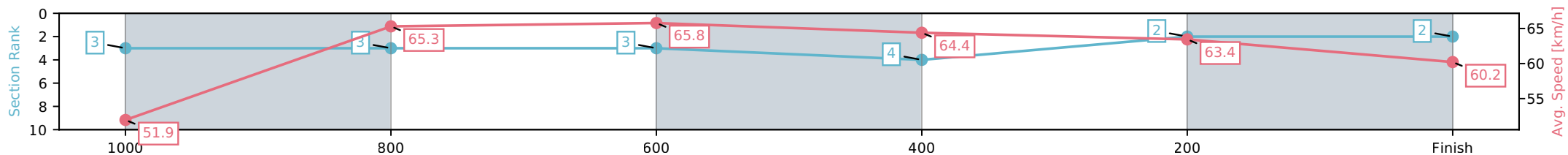
Race 4: THANK YOU DEPARTMENT OF RACING Maiden Handicap (QTIS bonuses 2&3YO Only) - 1200m

08 May 2026 - 1:45PM

Track Rating: Soft 5, Weather: Fine, Rail Position: +2m 1000m-W/Post, +4m Remainder



Section	L1200	L1000	L800	L600	L400	L200
Section Times	1:11.50 (0:14.68)	0:56.82 [3] (0:11.12)	0:45.70 [3] (0:11.00)	0:34.70 [4] (0:11.27)	0:23.42 [2] (0:11.39)	0:12.04 [2] (0:12.04)
Average Speed [km/h]	51.9	65.3	65.8	64.4	63.4	60.2
Top Speed [km/h]	63.5	67.0	66.9	65.1	64.0	62.7
Avg. Dist. to Rail [m]	3.1	2.0	1.1	1.6	2.7	3.3
Avg. Stride Freq. [Hz]	2.4	2.4	2.4	2.4	2.4	2.4
Avg. Stride Length [m]	6.5	7.5	7.7	7.6	7.5	7.2



- [] Ranking at each section and finish
- :-:- No data available at this section
- NA No data available

Horse/Jockey Name	Shadyvale AI/Jason Babarovich
Finish Rank	3
Fastest Section Time (Section)	0:11.10 (600-400)
Top Speed [km/h] (Section)	67.5 (800-600)
Race State	Finished



Townsville QLD --Professional-2026-05-08

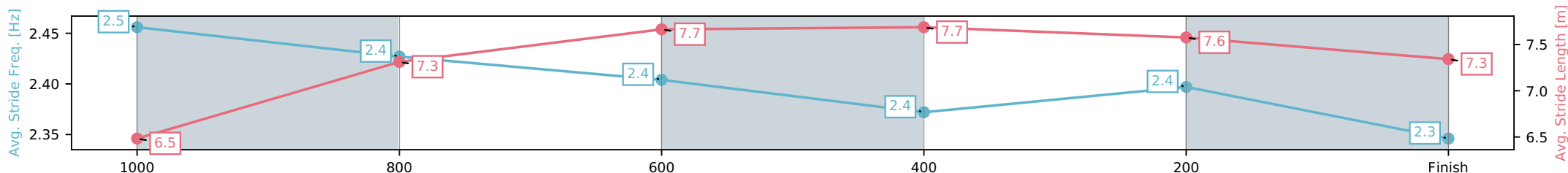
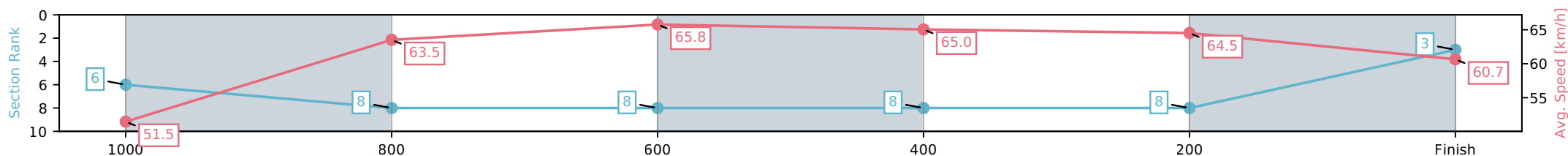
Race 4: THANK YOU DEPARTMENT OF RACING Maiden Handicap (QTIS bonuses 2&3YO Only) - 1200m

08 May 2026 - 1:45PM

Track Rating: Soft 5, Weather: Fine, Rail Position: +2m 1000m-W/Post, +4m Remainder



Section	L1200	L1000	L800	L600	L400	L200
Section Times	1:11.68 (0:14.87)	0:56.81 [8] (0:11.54)	0:45.27 [8] (0:11.11)	0:34.16 [8] (0:11.10)	0:23.06 [8] (0:11.21)	0:11.85 [3] (0:11.85)
Average Speed [km/h]	51.5	63.5	65.8	65.0	64.5	60.7
Top Speed [km/h]	64.0	65.3	67.5	67.5	66.3	63.2
Avg. Dist. to Rail [m]	7.9	3.6	2.9	0.8	4.2	7.7
Avg. Stride Freq. [Hz]	2.5	2.4	2.4	2.4	2.4	2.3
Avg. Stride Length [m]	6.5	7.3	7.7	7.7	7.6	7.3



- [] Ranking at each section and finish
- :-:- No data available at this section
- NA No data available

Horse/Jockey Name	Okay Zoomer/Ivo Fry
Finish Rank	4
Fastest Section Time (Section)	0:11.00 (800-600)
Top Speed [km/h] (Section)	67.6 (800-600)
Race State	Finished



Townsville QLD --Professional-2026-05-08

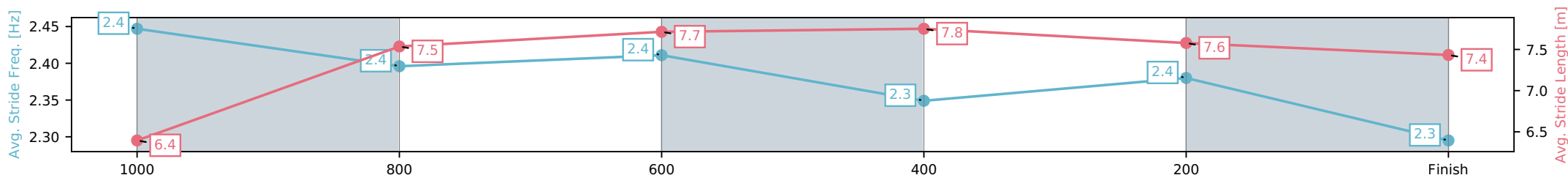
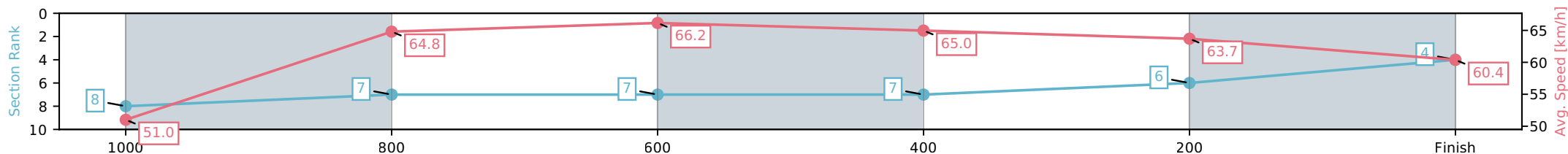
Race 4: THANK YOU DEPARTMENT OF RACING Maiden Handicap (QTIS bonuses 2&3YO Only) - 1200m

08 May 2026 - 1:45PM

Track Rating: Soft 5, Weather: Fine, Rail Position: +2m 1000m-W/Post, +4m Remainder



Section	L1200	L1000	L800	L600	L400	L200
Section Times	1:11.69 (0:14.99)	0:56.70 [7] (0:11.26)	0:45.44 [7] (0:11.00)	0:34.44 [7] (0:11.12)	0:23.32 [6] (0:11.34)	0:11.98 [4] (0:11.98)
Average Speed [km/h]	51.0	64.8	66.2	65.0	63.7	60.4
Top Speed [km/h]	63.1	66.7	67.6	65.8	65.0	62.2
Avg. Dist. to Rail [m]	7.2	2.8	2.2	0.8	2.6	7.1
Avg. Stride Freq. [Hz]	2.4	2.4	2.4	2.3	2.4	2.3
Avg. Stride Length [m]	6.4	7.5	7.7	7.8	7.6	7.4



- [] Ranking at each section and finish
- :-:- No data available at this section
- NA No data available

Horse/Jockey Name	Volare/Chris Whiteley
Finish Rank	5
Fastest Section Time (Section)	0:11.07 (800-600)
Top Speed [km/h] (Section)	66.7 (800-600)
Race State	Finished



Townsville QLD --Professional-2026-05-08

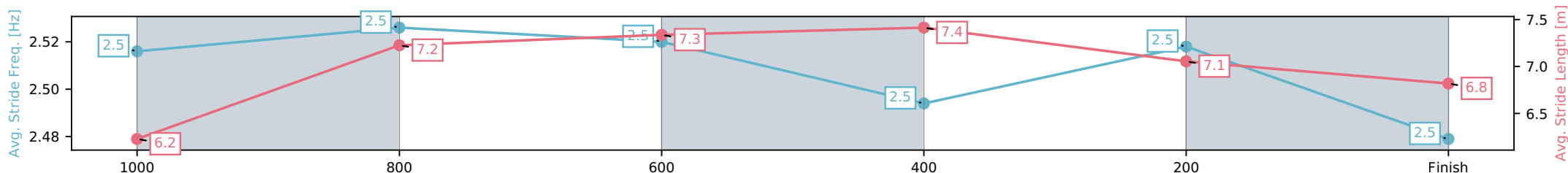
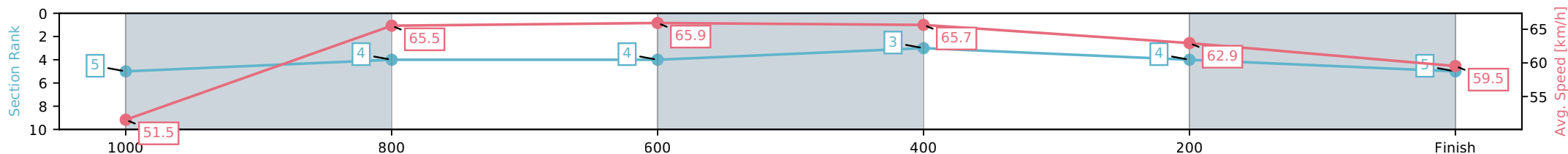
Race 4: THANK YOU DEPARTMENT OF RACING Maiden Handicap (QTIS bonuses 2&3YO Only) - 1200m

08 May 2026 - 1:45PM

Track Rating: Soft 5, Weather: Fine, Rail Position: +2m 1000m-W/Post, +4m Remainder



Section	L1200	L1000	L800	L600	L400	L200
Section Times	1:11.71 (0:14.78)	0:56.93 [4] (0:11.12)	0:45.82 [4] (0:11.07)	0:34.75 [3] (0:11.10)	0:23.65 [4] (0:11.53)	0:12.12 [5] (0:12.12)
Average Speed [km/h]	51.5	65.5	65.9	65.7	62.9	59.5
Top Speed [km/h]	63.0	66.3	66.7	66.6	64.2	61.9
Avg. Dist. to Rail [m]	4.0	2.4	2.8	2.5	4.7	5.9
Avg. Stride Freq. [Hz]	2.5	2.5	2.5	2.5	2.5	2.5
Avg. Stride Length [m]	6.2	7.2	7.3	7.4	7.1	6.8



- [] Ranking at each section and finish
- :-:- No data available at this section
- NA No data available

Horse/Jockey Name	Monday Close/Tasha Chambers
Finish Rank	6
Fastest Section Time (Section)	0:11.11 (800-600)
Top Speed [km/h] (Section)	66.9 (800-600)
Race State	Finished



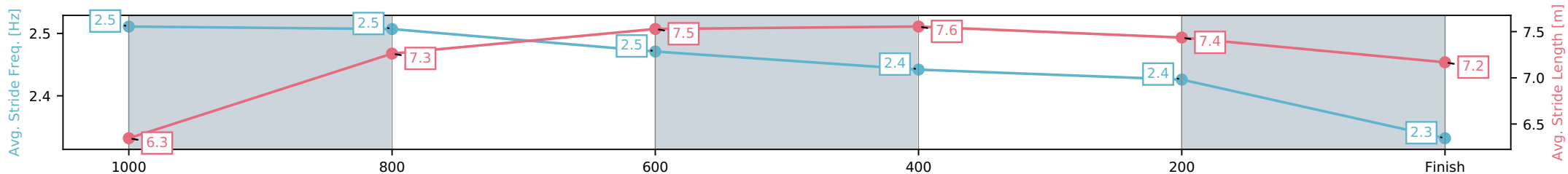
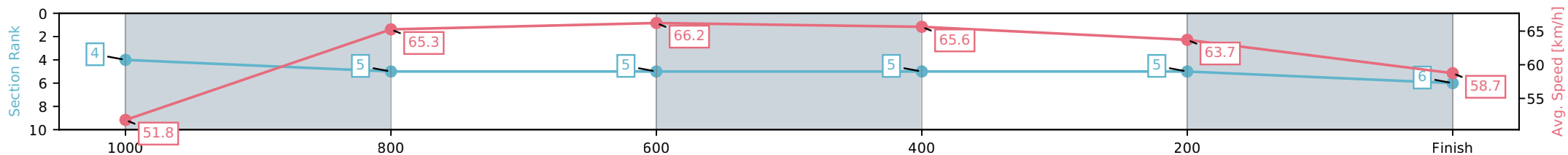
Townsville QLD --Professional-2026-05-08
 Race 4: THANK YOU DEPARTMENT OF RACING Maiden
 Handicap (QTIS bonuses 2&3YO Only) - 1200m

08 May 2026 - 1:45PM

Track Rating: Soft 5, Weather: Fine, Rail Position: +2m 1000m-W/Post,
 +4m Remainder



Section	L1200	L1000	L800	L600	L400	L200
Section Times	1:11.96 (0:14.76)	0:57.20 [5] (0:11.22)	0:45.98 [5] (0:11.11)	0:34.87 [5] (0:11.18)	0:23.70 [5] (0:11.42)	0:12.28 [6] (0:12.28)
Average Speed [km/h]	51.8	65.3	66.2	65.6	63.7	58.7
Top Speed [km/h]	63.7	66.8	66.9	66.6	65.1	61.9
Avg. Dist. to Rail [m]	5.1	3.8	4.3	3.9	6.4	8.1
Avg. Stride Freq. [Hz]	2.5	2.5	2.5	2.4	2.4	2.3
Avg. Stride Length [m]	6.3	7.3	7.5	7.6	7.4	7.2



- [] Ranking at each section and finish
- :-:- No data available at this section
- NA No data available

Horse/Jockey Name	Nicco Nota Fighter/Nathan Thomas
Finish Rank	7
Fastest Section Time (Section)	0:11.06 (1000-800)
Top Speed [km/h] (Section)	67.4 (1000-800)
Race State	Finished



Townsville QLD --Professional-2026-05-08

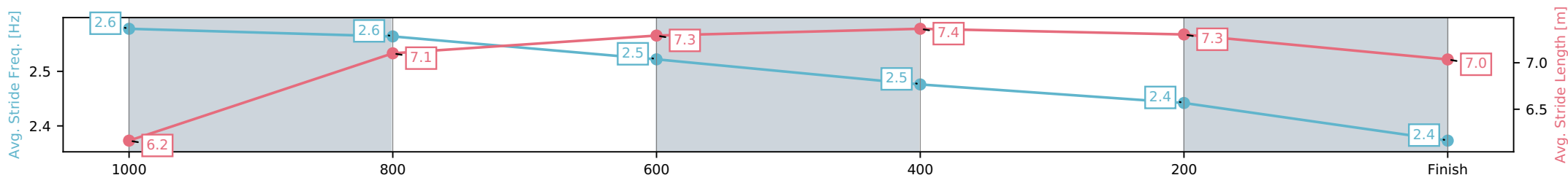
Race 4: THANK YOU DEPARTMENT OF RACING Maiden Handicap (QTIS bonuses 2&3YO Only) - 1200m

08 May 2026 - 1:45PM

Track Rating: Soft 5, Weather: Fine, Rail Position: +2m 1000m-W/Post, +4m Remainder



Section	L1200	L1000	L800	L600	L400	L200
Section Times	1:12.08 (0:14.97)	0:57.11 [6] (0:11.06)	0:46.06 [6] (0:11.10)	0:34.95 [6] (0:11.16)	0:23.80 [7] (0:11.53)	0:12.27 [7] (0:12.27)
Average Speed [km/h]	51.0	65.4	65.4	65.1	62.8	58.7
Top Speed [km/h]	64.2	67.4	66.6	66.8	65.0	61.2
Avg. Dist. to Rail [m]	5.2	1.1	1.6	1.9	4.4	5.5
Avg. Stride Freq. [Hz]	2.6	2.6	2.5	2.5	2.4	2.4
Avg. Stride Length [m]	6.2	7.1	7.3	7.4	7.3	7.0



- [] Ranking at each section and finish
- :-:- No data available at this section
- NA No data available

Horse/Jockey Name	Instigate/Adam Sewell
Finish Rank	8
Fastest Section Time (Section)	0:11.03 (800-600)
Top Speed [km/h] (Section)	67.3 (1000-800)
Race State	Finished



Townsville QLD --Professional-2026-05-08

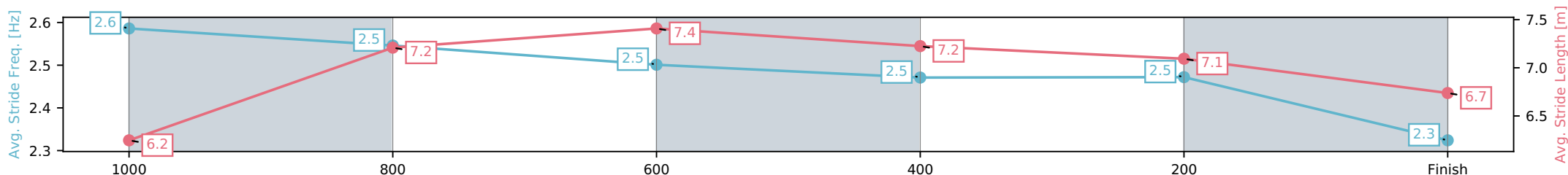
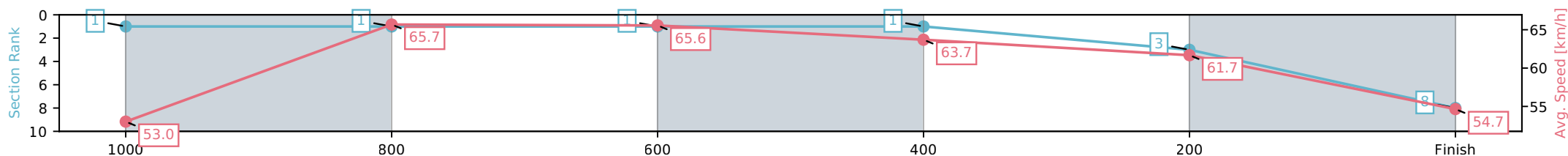
Race 4: THANK YOU DEPARTMENT OF RACING Maiden Handicap (QTIS bonuses 2&3YO Only) - 1200m

08 May 2026 - 1:45PM

Track Rating: Soft 5, Weather: Fine, Rail Position: +2m 1000m-W/Post, +4m Remainder



Section	L1200	L1000	L800	L600	L400	L200
Section Times	1:12.78 (0:14.39)	0:58.39 [1] (0:11.06)	0:47.33 [1] (0:11.03)	0:36.30 [1] (0:11.38)	0:24.93 [3] (0:11.68)	0:13.25 [8] (0:13.25)
Average Speed [km/h]	53.0	65.7	65.6	63.7	61.7	54.7
Top Speed [km/h]	64.8	67.3	66.8	65.2	64.1	59.4
Avg. Dist. to Rail [m]	4.9	1.7	1.0	1.3	0.8	1.3
Avg. Stride Freq. [Hz]	2.6	2.5	2.5	2.5	2.5	2.3
Avg. Stride Length [m]	6.2	7.2	7.4	7.2	7.1	6.7



- [] Ranking at each section and finish
- :-:- No data available at this section
- NA No data available



Townsville QLD
Race 5: GALTON SUPPLIES QTIS Three-Year-Old Handicap - 1000m
 08 May 2026 - 2:16PM



Track Rating: Soft 5, Weather: Fine, Rail Position: +2m 1000m-W/Post, +4m Remainder

Field Times
 (Race Tempo) 0:56.51 0:43.66 0:33.55 0:22.93 0:11.84
 (0:12.85) (0:10.12) (0:10.61) (0:11.09) (0:11.84)

Rank	TAB#	Horse	Overall Time	First 400m	Top Speed km/h (Section)	L1000	L800	L600	L400	L200			
	(BAR#)	Jockey	Margin (DT-W)	Last 600m	Fastest Section (Time)	Start - 800	800 - 600	600 - 400	400 - 200	200 - Finish			
1	2	Dragon Tales	0:56.51	0:22.97	73.1 (800-600)	0:56.51	0:43.63 [2]	0:33.55 [1]	0:22.93 [1]	0:11.84 [1]			
	(4)	Ashley Butler		0:33.54	800-600 (0:10.09)	(0:12.88)	(0:10.09)	(0:10.61)	(0:11.09)	(0:11.84)			
2	1	Nottingham Prince	0:56.53	0:23.40	72.6 (800-600)	0:56.53	0:43.31 [6]	0:33.13 [6]	0:22.60 [5]	0:11.65 [4]			
	(6)	Aidan Holt	0.1L (+0)	0:33.13	800-600 (0:10.18)	(0:13.22)	(0:10.18)	(0:10.53)	(0:10.95)	(0:11.65)			
3	9	Properleigh	0:56.55	0:23.54	73.0 (600-400)	0:56.55	0:43.24 [7]	0:33.01 [7]	0:22.51 [7]	0:11.56 [6]			
	(9)	Courtney Bellamy	0.3L (+5)	0:33.02	800-600 (0:10.23)	(0:13.31)	(0:10.23)	(0:10.50)	(0:10.96)	(0:11.56)			
4	6	Hot Cocoa	0:56.59	0:23.19	72.6 (800-600)	0:56.59	0:43.47 [5]	0:33.40 [4]	0:22.81 [3]	0:11.80 [3]			
	(1)	Adam Sewell	0.5L (+0)	0:33.40	800-600 (0:10.07)	(0:13.12)	(0:10.07)	(0:10.59)	(0:11.01)	(0:11.80)			
5	5	Gold Classic	0:56.61	0:22.97	73.9 (800-600)	0:56.61	0:43.69 [3]	0:33.64 [2]	0:22.97 [2]	0:11.85 [2]			
	(8)	Ivo Fry	0.6L (+3)	0:33.65	800-600 (0:10.05)	(0:12.92)	(0:10.05)	(0:10.68)	(0:11.12)	(0:11.85)			
6	4	Vegameister	0:56.89	0:23.74	72.6 (800-600)	0:56.89	0:43.38 [9]	0:33.15 [8]	0:22.64 [8]	0:11.63 [8]			
	(5)	Nathan Thomas	2.3L (+6)	0:33.15	800-600 (0:10.23)	(0:13.51)	(0:10.23)	(0:10.51)	(0:11.01)	(0:11.63)			
7	10	Penrod	0:56.91	0:23.11	73.0 (800-600)	0:56.91	0:44.06 [1]	0:33.81 [3]	0:23.11 [4]	0:11.94 [5]			
	(7)	Sean Cormack	2.4L (+6)	0:33.81	800-600 (0:10.26)	(0:12.85)	(0:10.26)	(0:10.69)	(0:11.18)	(0:11.94)			
8	3	Excelboom	0:56.98	0:23.37	72.7 (800-600)	0:56.98	0:43.91 [4]	0:33.61 [5]	0:23.01 [6]	0:11.98 [7]			
	(3)	Fiona Sandkuhl	2.7L (+4)	0:33.62	800-600 (0:10.30)	(0:13.07)	(0:10.30)	(0:10.60)	(0:11.04)	(0:11.98)			
9	8	Chance	0:57.37	0:23.88	70.4 (800-600)	0:57.37	0:43.86 [8]	0:33.49 [9]	0:22.83 [9]	0:11.83 [9]			
	(2)	Wanderson D'Avila	5.1L (+1)	0:33.48	800-600 (0:10.37)	(0:13.51)	(0:10.37)	(0:10.65)	(0:11.00)	(0:11.83)			

Scratched: Spirit Of Bluey (#7)

Report Created: Fri 08 May 2026

(Note: Races are conducted over an approximate distance as close as possible to the advertised distance, and recorded data may vary accordingly. Official times refer to race times only and do not include handicap times.)

[] Position in running at each section and finish TAB# Saddle cloth number
 -:-:- No data available at this section BAR# Barrier/Gate Position
 NA No data available DNF Did not finish
 DNT Did not track DT-W Distance travelled compared to winner in metres

Fastest split
 Fastest section

Horse/Jockey Name	Dragon Tales/Ashley Butler
Finish Rank	1
Fastest Section Time (Section)	0:10.09 (800-600)
Top Speed [km/h] (Section)	73.1 (800-600)
Race State	Finished



Townsville QLD --Professional-2026-05-08

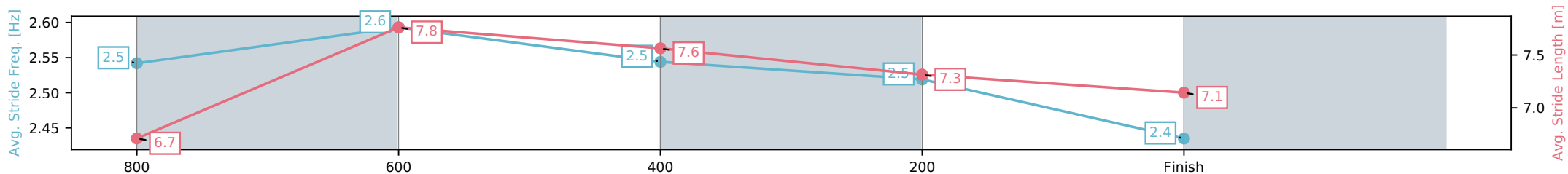
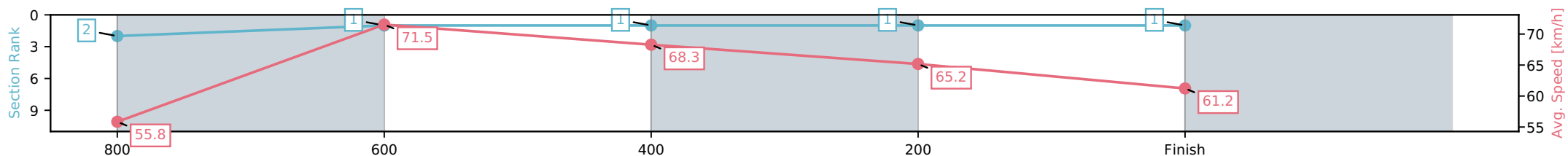
Race 5: GALTON SUPPLIES QTIS Three-Year-Old Handicap - 1000m

08 May 2026 - 2:16PM

Track Rating: Soft 5, Weather: Fine, Rail Position: +2m 1000m-W/Post, +4m Remainder



Section	L1000	L800	L600	L400	L200
Section Times	0:56.51 (0:12.88)	0:43.63 [1] (0:10.09)	0:33.55 [1] (0:10.61)	0:22.93 [1] (0:11.09)	0:11.84 [1] (0:11.84)
Average Speed [km/h]	55.8	71.5	68.3	65.2	61.2
Top Speed [km/h]	71.3	73.1	69.1	66.3	63.6
Avg. Dist. to Rail [m]	4.0	0.8	1.5	2.0	2.2
Avg. Stride Freq. [Hz]	2.5	2.6	2.5	2.5	2.4
Avg. Stride Length [m]	6.7	7.8	7.6	7.3	7.1



- [] Ranking at each section and finish
- :-:- No data available at this section
- NA No data available

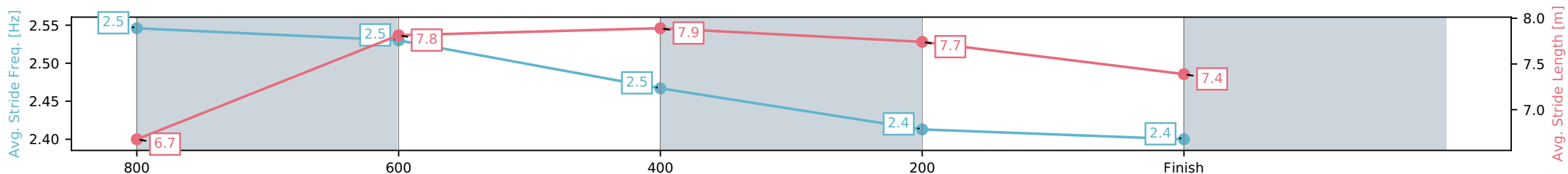
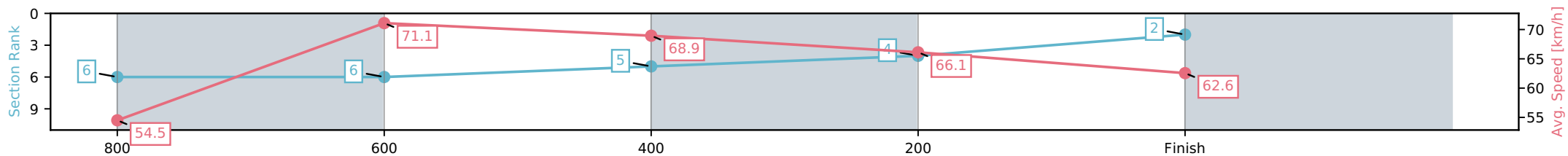
Horse/Jockey Name	Nottingham Prince/Aidan Holt
Finish Rank	2
Fastest Section Time (Section)	0:10.18 (800-600)
Top Speed [km/h] (Section)	72.6 (800-600)
Race State	Finished



Townsville QLD --Professional-2026-05-08
 Race 5: GALTON SUPPLIES QTIS Three-Year-Old Handicap - 1000m
 08 May 2026 - 2:16PM
 Track Rating: Soft 5, Weather: Fine, Rail Position: +2m 1000m-W/Post, +4m Remainder



Section	L1000	L800	L600	L400	L200
Section Times	0:56.53 (0:13.22)	0:43.31 [6] (0:10.18)	0:33.13 [5] (0:10.53)	0:22.60 [4] (0:10.95)	0:11.65 [2] (0:11.65)
Average Speed [km/h]	54.5	71.1	68.9	66.1	62.6
Top Speed [km/h]	68.6	72.6	71.0	67.3	65.0
Avg. Dist. to Rail [m]	4.8	1.8	1.6	3.3	5.8
Avg. Stride Freq. [Hz]	2.5	2.5	2.5	2.4	2.4
Avg. Stride Length [m]	6.7	7.8	7.9	7.7	7.4



- [] Ranking at each section and finish
- :-:- No data available at this section
- NA No data available

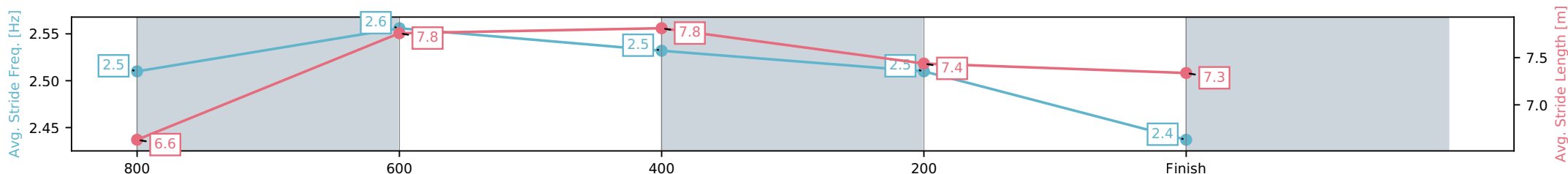
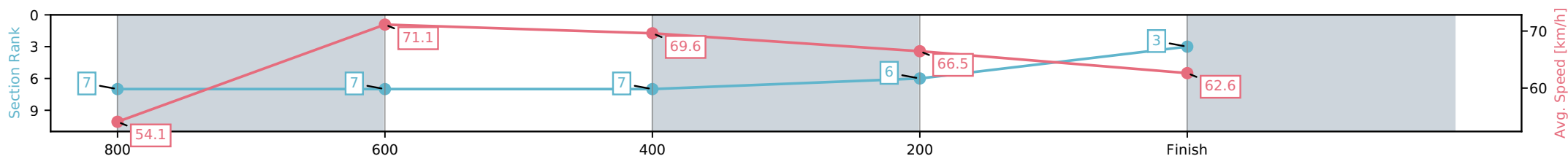
Horse/Jockey Name	Properleigh/Courtney Bellamy
Finish Rank	3
Fastest Section Time (Section)	0:10.23 (800-600)
Top Speed [km/h] (Section)	73.0 (600-400)
Race State	Finished



Townsville QLD --Professional-2026-05-08
 Race 5: GALTON SUPPLIES QTIS Three-Year-Old Handicap - 1000m
 08 May 2026 - 2:16PM
 Track Rating: Soft 5, Weather: Fine, Rail Position: +2m 1000m-W/Post, +4m Remainder



Section	L1000	L800	L600	L400	L200
Section Times	0:56.55 (0:13.31)	0:43.24 [7] (0:10.23)	0:33.01 [7] (0:10.50)	0:22.51 [6] (0:10.96)	0:11.56 [3] (0:11.56)
Average Speed [km/h]	54.1	71.1	69.6	66.5	62.6
Top Speed [km/h]	69.3	72.7	73.0	67.2	66.0
Avg. Dist. to Rail [m]	6.8	3.0	3.3	6.9	9.3
Avg. Stride Freq. [Hz]	2.5	2.6	2.5	2.5	2.4
Avg. Stride Length [m]	6.6	7.8	7.8	7.4	7.3



- [] Ranking at each section and finish
- :-:- No data available at this section
- NA No data available

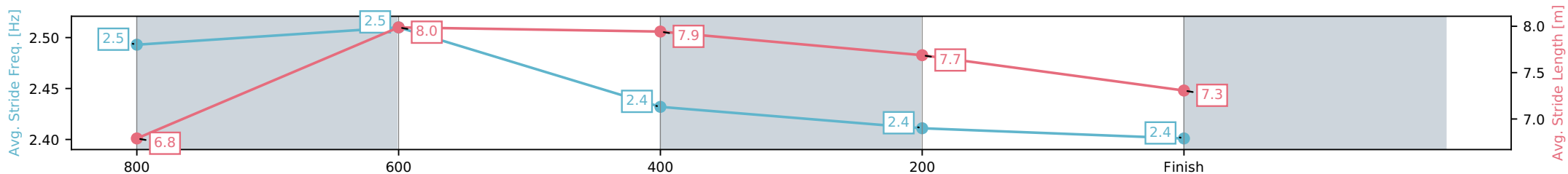
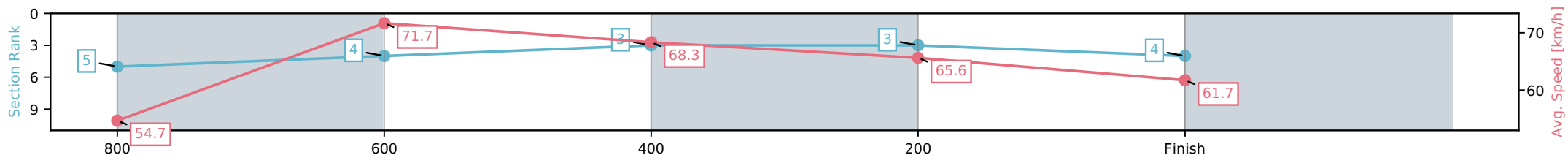
Horse/Jockey Name	Hot Cocoa/Adam Sewell
Finish Rank	4
Fastest Section Time (Section)	0:10.07 (800-600)
Top Speed [km/h] (Section)	72.6 (800-600)
Race State	Finished



Townsville QLD --Professional-2026-05-08
 Race 5: GALTON SUPPLIES QTIS Three-Year-Old Handicap - 1000m
 08 May 2026 - 2:16PM
 Track Rating: Soft 5, Weather: Fine, Rail Position: +2m 1000m-W/Post, +4m Remainder



Section	L1000	L800	L600	L400	L200
Section Times	0:56.59 (0:13.12)	0:43.47 [4] (0:10.07)	0:33.40 [3] (0:10.59)	0:22.81 [3] (0:11.01)	0:11.80 [4] (0:11.80)
Average Speed [km/h]	54.7	71.7	68.3	65.6	61.7
Top Speed [km/h]	69.2	72.6	70.0	66.7	64.9
Avg. Dist. to Rail [m]	1.7	0.9	1.1	2.0	3.3
Avg. Stride Freq. [Hz]	2.5	2.5	2.4	2.4	2.4
Avg. Stride Length [m]	6.8	8.0	7.9	7.7	7.3



- [] Ranking at each section and finish
- :-:- No data available at this section
- NA No data available

Horse/Jockey Name	Gold Classic/Ivo Fry
Finish Rank	5
Fastest Section Time (Section)	0:10.05 (800-600)
Top Speed [km/h] (Section)	73.9 (800-600)
Race State	Finished



Townsville QLD --Professional-2026-05-08

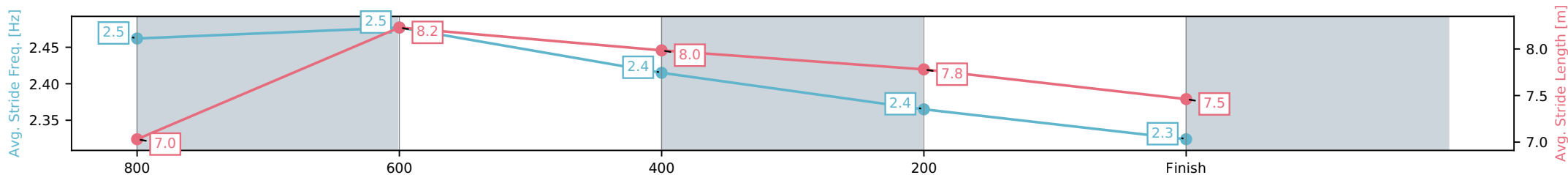
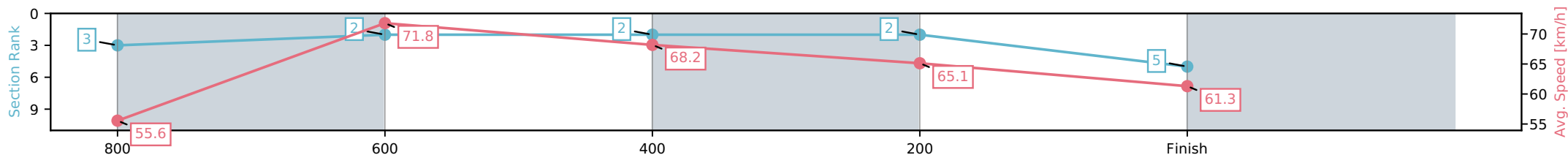
Race 5: GALTON SUPPLIES QTIS Three-Year-Old Handicap - 1000m

08 May 2026 - 2:16PM

Track Rating: Soft 5, Weather: Fine, Rail Position: +2m 1000m-W/Post, +4m Remainder



Section	L1000	L800	L600	L400	L200
Section Times	0:56.61 (0:12.92)	0:43.69 [2] (0:10.05)	0:33.64 [2] (0:10.68)	0:22.97 [2] (0:11.12)	0:11.85 [5] (0:11.85)
Average Speed [km/h]	55.6	71.8	68.2	65.1	61.3
Top Speed [km/h]	72.3	73.9	70.2	66.7	62.9
Avg. Dist. to Rail [m]	7.7	3.3	2.4	3.0	4.6
Avg. Stride Freq. [Hz]	2.5	2.5	2.4	2.4	2.3
Avg. Stride Length [m]	7.0	8.2	8.0	7.8	7.5



- [] Ranking at each section and finish
- :-:- No data available at this section
- NA No data available

Horse/Jockey Name	Vegameister/Nathan Thomas
Finish Rank	6
Fastest Section Time (Section)	0:10.23 (800-600)
Top Speed [km/h] (Section)	72.6 (800-600)
Race State	Finished



Townsville QLD --Professional-2026-05-08

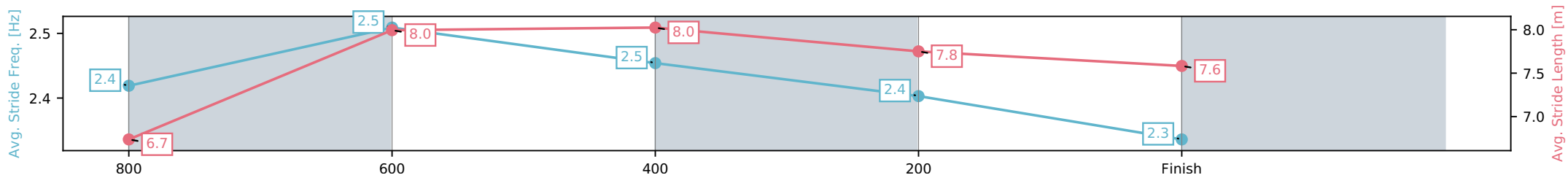
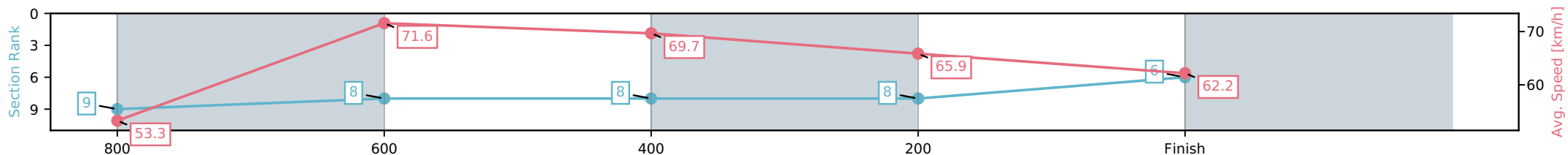
Race 5: GALTON SUPPLIES QTIS Three-Year-Old Handicap - 1000m

08 May 2026 - 2:16PM

Track Rating: Soft 5, Weather: Fine, Rail Position: +2m 1000m-W/Post, +4m Remainder



Section	L1000	L800	L600	L400	L200
Section Times	0:56.89 (0:13.51)	0:43.38 [8] (0:10.23)	0:33.15 [8] (0:10.51)	0:22.64 [8] (0:11.01)	0:11.63 [6] (0:11.63)
Average Speed [km/h]	53.3	71.6	69.7	65.9	62.2
Top Speed [km/h]	71.6	72.6	72.5	67.0	65.3
Avg. Dist. to Rail [m]	4.0	4.1	3.6	5.3	6.3
Avg. Stride Freq. [Hz]	2.4	2.5	2.5	2.4	2.3
Avg. Stride Length [m]	6.7	8.0	8.0	7.8	7.6



- [] Ranking at each section and finish
- :-:- No data available at this section
- NA No data available

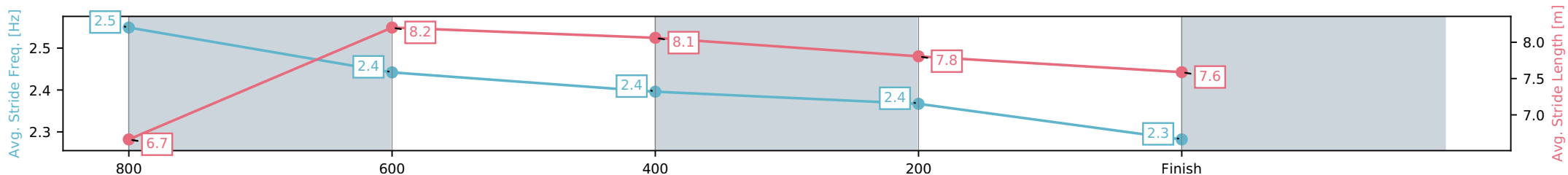
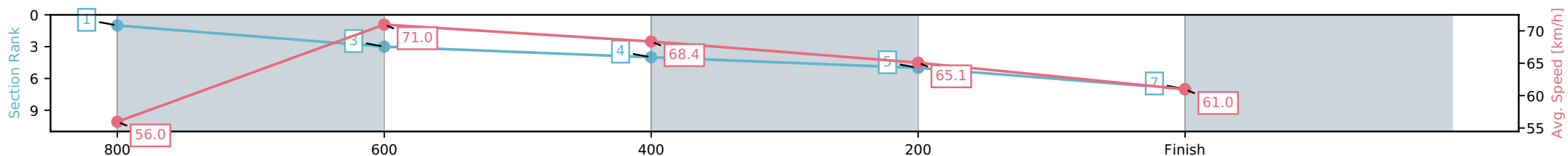
Horse/Jockey Name	Penrod/Sean Cormack
Finish Rank	7
Fastest Section Time (Section)	0:10.26 (800-600)
Top Speed [km/h] (Section)	73.0 (800-600)
Race State	Finished



Townsville QLD --Professional-2026-05-08
 Race 5: GALTON SUPPLIES QTIS Three-Year-Old Handicap - 1000m
 08 May 2026 - 2:16PM
 Track Rating: Soft 5, Weather: Fine, Rail Position: +2m 1000m-W/Post, +4m Remainder



Section	L1000	L800	L600	L400	L200
Section Times	0:56.91 (0:12.85)	0:44.06 [3] (0:10.26)	0:33.81 [4] (0:10.69)	0:23.11 [5] (0:11.18)	0:11.94 [7] (0:11.94)
Average Speed [km/h]	56.0	71.0	68.4	65.1	61.0
Top Speed [km/h]	72.3	73.0	69.9	67.1	63.4
Avg. Dist. to Rail [m]	5.3	2.8	3.2	5.6	7.5
Avg. Stride Freq. [Hz]	2.5	2.4	2.4	2.4	2.3
Avg. Stride Length [m]	6.7	8.2	8.1	7.8	7.6



- [] Ranking at each section and finish
- :-:- No data available at this section
- NA No data available

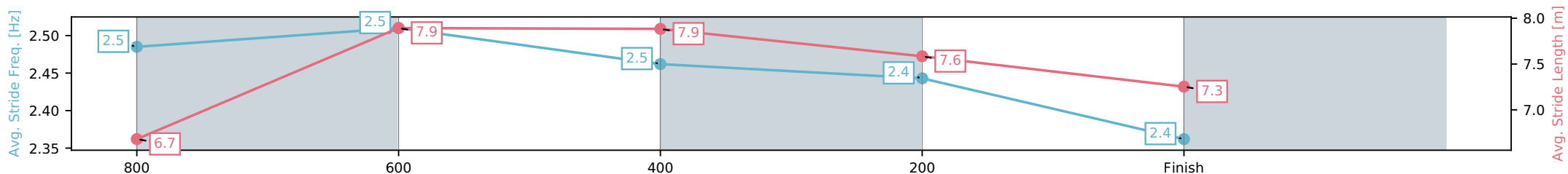
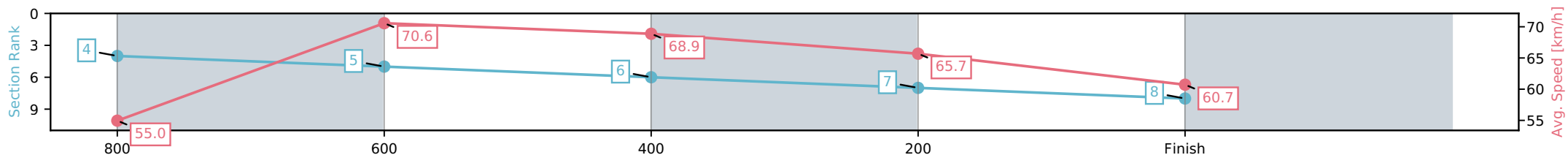
Horse/Jockey Name	Excelboom/Fiona Sandkuhl
Finish Rank	8
Fastest Section Time (Section)	0:10.30 (800-600)
Top Speed [km/h] (Section)	72.7 (800-600)
Race State	Finished



Townsville QLD --Professional-2026-05-08
 Race 5: GALTON SUPPLIES QTIS Three-Year-Old Handicap - 1000m
 08 May 2026 - 2:16PM
 Track Rating: Soft 5, Weather: Fine, Rail Position: +2m 1000m-W/Post, +4m Remainder



Section	L1000	L800	L600	L400	L200
Section Times	0:56.98 (0:13.07)	0:43.91 [5] (0:10.30)	0:33.61 [6] (0:10.60)	0:23.01 [7] (0:11.04)	0:11.98 [8] (0:11.98)
Average Speed [km/h]	55.0	70.6	68.9	65.7	60.7
Top Speed [km/h]	68.7	72.7	70.0	67.8	63.7
Avg. Dist. to Rail [m]	3.3	2.4	2.8	4.3	7.8
Avg. Stride Freq. [Hz]	2.5	2.5	2.5	2.4	2.4
Avg. Stride Length [m]	6.7	7.9	7.9	7.6	7.3



- [] Ranking at each section and finish
- :-:- No data available at this section
- NA No data available

Horse/Jockey Name	Chance/Wanderson D'Avila
Finish Rank	9
Fastest Section Time (Section)	0:10.37 (800-600)
Top Speed [km/h] (Section)	70.4 (800-600)
Race State	Finished



Townsville QLD --Professional-2026-05-08

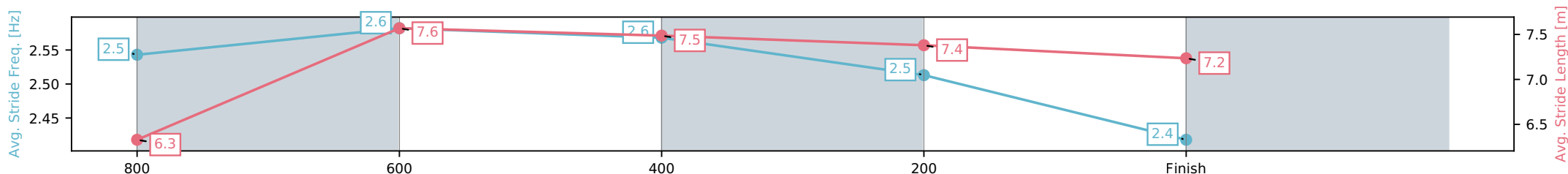
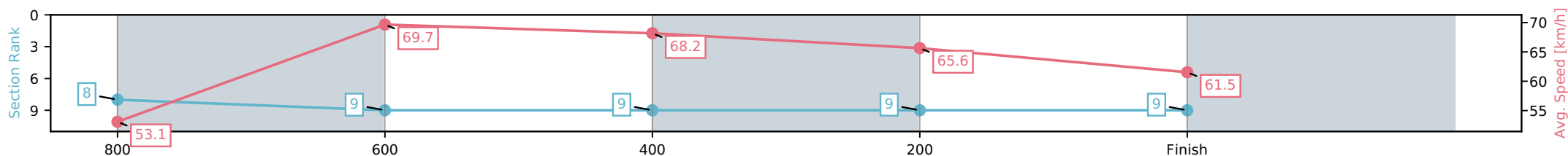
Race 5: GALTON SUPPLIES QTIS Three-Year-Old Handicap - 1000m

08 May 2026 - 2:16PM

Track Rating: Soft 5, Weather: Fine, Rail Position: +2m 1000m-W/Post, +4m Remainder



Section	L1000	L800	L600	L400	L200
Section Times	0:57.37 (0:13.51)	0:43.86 [9] (0:10.37)	0:33.49 [9] (0:10.65)	0:22.83 [9] (0:11.00)	0:11.83 [9] (0:11.83)
Average Speed [km/h]	53.1	69.7	68.2	65.6	61.5
Top Speed [km/h]	69.7	70.4	69.3	66.9	64.5
Avg. Dist. to Rail [m]	3.0	1.0	1.8	2.8	6.5
Avg. Stride Freq. [Hz]	2.5	2.6	2.6	2.5	2.4
Avg. Stride Length [m]	6.3	7.6	7.5	7.4	7.2



- [] Ranking at each section and finish
- :-:- No data available at this section
- NA No data available



Townsville QLD
 Race 6: NQ ELECTRICAL BENCHMARK 60 Handicap - 1000m
 08 May 2026 - 2:50PM



Track Rating: Soft 5, Weather: Fine, Rail Position: +2m 1000m-W/Post, +4m Remainder

Field Times (Race Tempo) 0:56.28 (0:12.76) 0:43.52 (0:09.89) 0:33.63 (0:10.54) 0:23.10 (0:11.12) 0:11.98 (0:11.98)

Rank	TAB#	Horse	Overall Time	First 400m	Top Speed km/h (Section)	L1000	L800	L600	L400	L200			
	(BAR#)	Jockey	Margin (DT-W)	Last 600m	Fastest Section (Time)	Start - 800	800 - 600	600 - 400	400 - 200	200 - Finish			
1	9	Coppabella Road	0:56.28	0:22.70	73.4 (800-600)	0:56.28	0:43.48 [3]	0:33.58 [2]	0:23.10 [1]	0:11.98 [1]			
	(6)	Lacey Morrison		0:33.58	800-600 (0:09.90)	(0:12.80)	(0:09.90)	(0:10.48)	(0:11.12)	(0:11.98)			
2	5	Cifonelli	0:56.38	0:23.63	73.4 (800-600)	0:56.38	0:42.72 [10]	0:32.74 [9]	0:22.52 [7]	0:11.67 [2]			
	(10)	Aidan Holt	0.6L (+3)	0:32.75	800-600 (0:09.97)	(0:13.66)	(0:09.97)	(0:10.22)	(0:10.86)	(0:11.67)			
3	6	Canny Prospect	0:56.39	0:23.91	71.1 (800-600)	0:56.39	0:42.74 [9]	0:32.49 [10]	0:21.95 [10]	0:11.27 [10]			
	(8)	Ivo Fry	0.7L (+2)	0:32.48	800-600 (0:10.25)	(0:13.66)	(0:10.25)	(0:10.53)	(0:10.68)	(0:11.27)			
4	3	Got Gumption	0:56.43	0:23.13	73.0 (800-600)	0:56.43	0:43.34 [5]	0:33.30 [5]	0:22.71 [5]	0:11.52 [8]			
	(1)	Fiona Sandkuhl	0.9L (-2)	0:33.30	800-600 (0:10.04)	(0:13.09)	(0:10.04)	(0:10.59)	(0:11.19)	(0:11.52)			
5	7	Melo Melo Kava	0:56.45	0:23.17	72.6 (800-600)	0:56.45	0:43.35 [6]	0:33.28 [6]	0:22.64 [6]	0:11.65 [3]			
	(3)	Adam Sewell	1.0L (+3)	0:33.27	800-600 (0:10.07)	(0:13.10)	(0:10.07)	(0:10.64)	(0:10.98)	(0:11.65)			
6	13	Our Folly	0:56.76	0:23.41	72.2 (800-600)	0:56.76	0:43.59 [7]	0:33.35 [7]	0:22.79 [8]	0:11.89 [5]			
	(5)	Chris Whiteley	2.8L (+4)	0:33.35	800-600 (0:10.24)	(0:13.17)	(0:10.24)	(0:10.56)	(0:10.90)	(0:11.89)			
7	12	One Shot More	0:56.87	0:23.56	72.0 (800-600)	0:56.87	0:43.43 [8]	0:33.32 [8]	0:22.88 [9]	0:11.92 [9]			
	(4)	Michael Murphy	3.5L (+0)	0:33.31	800-600 (0:10.12)	(0:13.44)	(0:10.12)	(0:10.44)	(0:10.95)	(0:11.92)			
8	11	Isle Ornsay	0:57.01	0:22.85	74.5 (800-600)	0:57.01	0:44.25 [1]	0:34.16 [4]	0:23.36 [4]	0:12.12 [6]			
	(9)	Tahlia Fenlon	4.3L (+8)	0:34.16	800-600 (0:10.09)	(0:12.76)	(0:10.09)	(0:10.80)	(0:11.24)	(0:12.12)			
9	2	Bigcat	0:57.33	0:22.74	74.5 (800-600)	0:57.33	0:44.55 [2]	0:34.59 [3]	0:23.87 [3]	0:12.44 [7]			
	(7)	Courtney Bellamy	6.2L (+4)	0:34.58	800-600 (0:09.96)	(0:12.78)	(0:09.96)	(0:10.72)	(0:11.42)	(0:12.44)			
10	4	Intruder	0:57.44	0:24.28	70.1 (800-600)	0:57.44	0:43.63 [11]	0:33.16 [11]	0:22.39 [11]	0:11.47 [11]			
	(11)	Ashley Butler	6.8L (+1)	0:33.16	800-600 (0:10.47)	(0:13.81)	(0:10.47)	(0:10.77)	(0:10.92)	(0:11.47)			

Scratched: Gossip Torque (#1), Hell Of A Trip (#10)

Report Created: Fri 08 May 2026

(Note: Races are conducted over an approximate distance as close as possible to the advertised distance, and recorded data may vary accordingly. Official times refer to race times only and do not include handicap times.)

[] Position in running at each section and finish TAB# Saddle cloth number

-:--:-- No data available at this section

NA No data available

DNT Did not track

BAR# Barrier/Gate Position

DNF Did not finish

DT-W Distance travelled compared to winner in metres

Fastest split

Fastest section



Townsville QLD
 Race 6: NQ ELECTRICAL BENCHMARK 60 Handicap - 1000m
 08 May 2026 - 2:50PM



Track Rating: Soft 5, Weather: Fine, Rail Position: +2m 1000m-W/Post, +4m Remainder

Field Times 0:56.28 0:43.52 0:33.63 0:23.10 0:11.98
 (Race Tempo) (0:12.76) (0:09.89) (0:10.54) (0:11.12) (0:11.98)

Rank	TAB#	Horse	Overall Time	First 400m	Top Speed km/h (Section)	L1000	L800	L600	L400	L200			
	(BAR#)	Jockey	Margin (DT-W)	Last 600m	Fastest Section (Time)	Start - 800	800 - 600	600 - 400	400 - 200	200 - Finish			
11	8	Baggage Handler	0:57.81	0:22.64	74.4 (800-600)	0:57.81	0:44.98 [4]	0:35.16 [1]	0:24.51 [2]	0:12.97 [4]			
	(2)	Sean Cormack	9.0L (-1)	0:35.17	800-600 (0:09.81)	(0:12.83)	(0:09.81)	(0:10.66)	(0:11.54)	(0:12.97)			

Scratched: Gossip Torque (#1), Hell Of A Trip (#10)

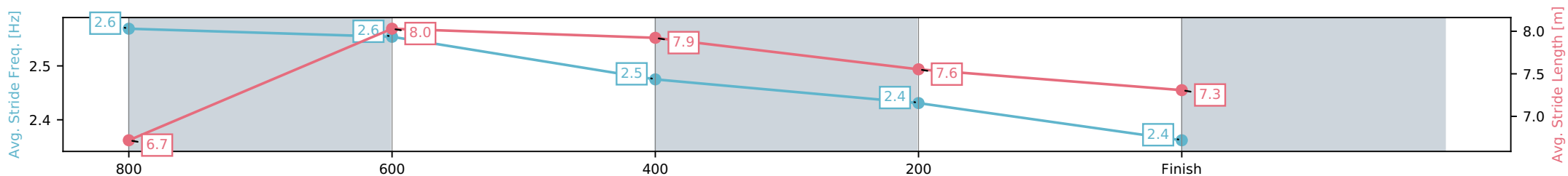
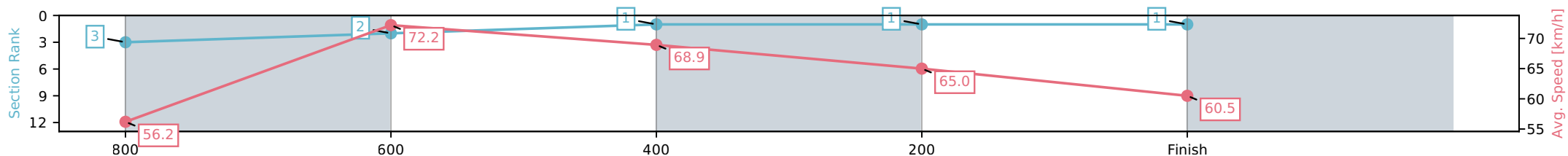
Horse/Jockey Name	Coppabella Road/Lacey Morrison
Finish Rank	1
Fastest Section Time (Section)	0:09.90 (800-600)
Top Speed [km/h] (Section)	73.4 (800-600)
Race State	Finished



Townsville QLD --Professional-2026-05-08
 Race 6: NQ ELECTRICAL BENCHMARK 60 Handicap - 1000m
 08 May 2026 - 2:50PM
 Track Rating: Soft 5, Weather: Fine, Rail Position: +2m 1000m-W/Post, +4m Remainder



Section	L1000	L800	L600	L400	L200
Section Times	0:56.28 (0:12.80)	0:43.48 [2] (0:09.90)	0:33.58 [1] (0:10.48)	0:23.10 [1] (0:11.12)	0:11.98 [1] (0:11.98)
Average Speed [km/h]	56.2	72.2	68.9	65.0	60.5
Top Speed [km/h]	72.8	73.4	71.9	66.4	64.3
Avg. Dist. to Rail [m]	4.2	1.1	0.7	2.5	3.5
Avg. Stride Freq. [Hz]	2.6	2.6	2.5	2.4	2.4
Avg. Stride Length [m]	6.7	8.0	7.9	7.6	7.3



[] Ranking at each section and finish
 -:-:- No data available at this section
 NA No data available

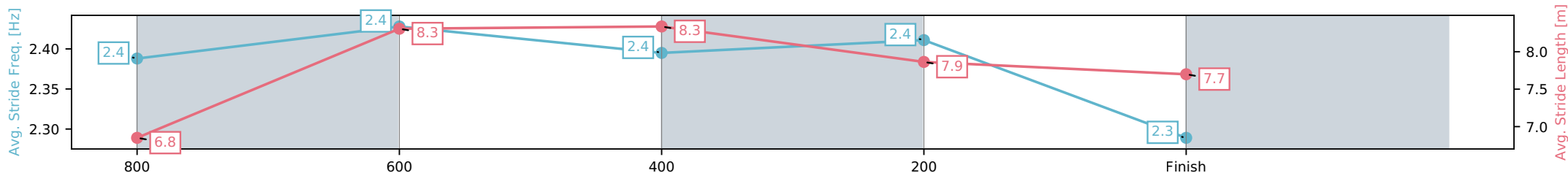
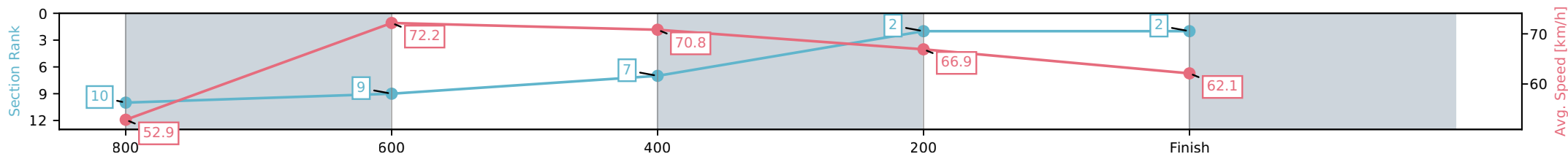
Horse/Jockey Name	Cifonelli/Aidan Holt
Finish Rank	2
Fastest Section Time (Section)	0:09.97 (800-600)
Top Speed [km/h] (Section)	73.4 (800-600)
Race State	Finished



Townsville QLD --Professional-2026-05-08
 Race 6: NQ ELECTRICAL BENCHMARK 60 Handicap - 1000m
 08 May 2026 - 2:50PM
 Track Rating: Soft 5, Weather: Fine, Rail Position: +2m 1000m-W/Post, +4m Remainder



Section	L1000	L800	L600	L400	L200
Section Times	0:56.38 (0:13.66)	0:42.72 [9] (0:09.97)	0:32.74 [7] (0:10.22)	0:22.52 [2] (0:10.86)	0:11.67 [2] (0:11.67)
Average Speed [km/h]	52.9	72.2	70.8	66.9	62.1
Top Speed [km/h]	71.6	73.4	72.8	68.8	65.0
Avg. Dist. to Rail [m]	4.8	0.6	1.2	6.0	8.7
Avg. Stride Freq. [Hz]	2.4	2.4	2.4	2.4	2.3
Avg. Stride Length [m]	6.8	8.3	8.3	7.9	7.7



- [] Ranking at each section and finish
- :-:- No data available at this section
- NA No data available

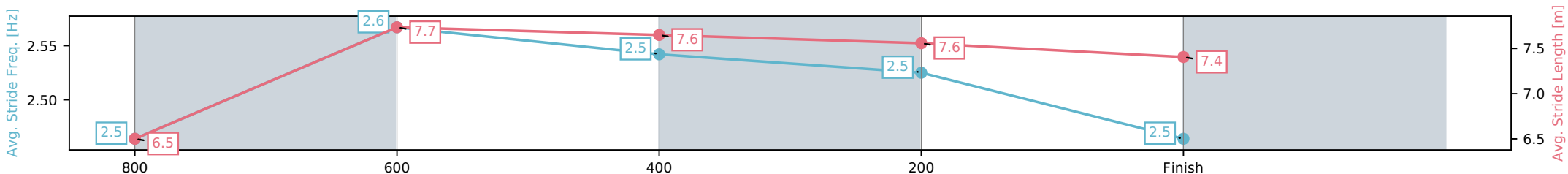
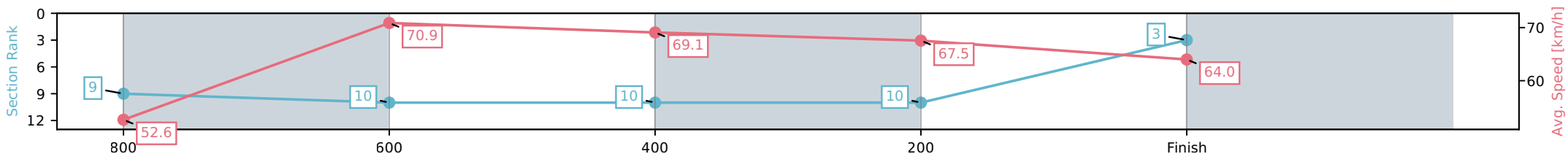
Horse/Jockey Name	Canny Prospect/Ivo Fry
Finish Rank	3
Fastest Section Time (Section)	0:10.25 (800-600)
Top Speed [km/h] (Section)	71.1 (800-600)
Race State	Finished



Townsville QLD --Professional-2026-05-08
 Race 6: NQ ELECTRICAL BENCHMARK 60 Handicap - 1000m
 08 May 2026 - 2:50PM
 Track Rating: Soft 5, Weather: Fine, Rail Position: +2m 1000m-W/Post, +4m Remainder



Section	L1000	L800	L600	L400	L200
Section Times	0:56.39 (0:13.66)	0:42.74 [10] (0:10.25)	0:32.49 [10] (0:10.53)	0:21.95 [10] (0:10.68)	0:11.27 [3] (0:11.27)
Average Speed [km/h]	52.6	70.9	69.1	67.5	64.0
Top Speed [km/h]	69.9	71.1	70.1	68.8	66.4
Avg. Dist. to Rail [m]	6.4	2.6	2.1	2.1	2.5
Avg. Stride Freq. [Hz]	2.5	2.6	2.5	2.5	2.5
Avg. Stride Length [m]	6.5	7.7	7.6	7.6	7.4



- [] Ranking at each section and finish
- :-:- No data available at this section
- NA No data available

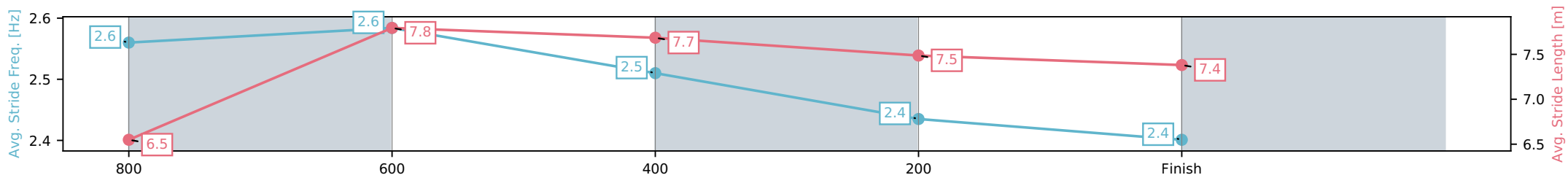
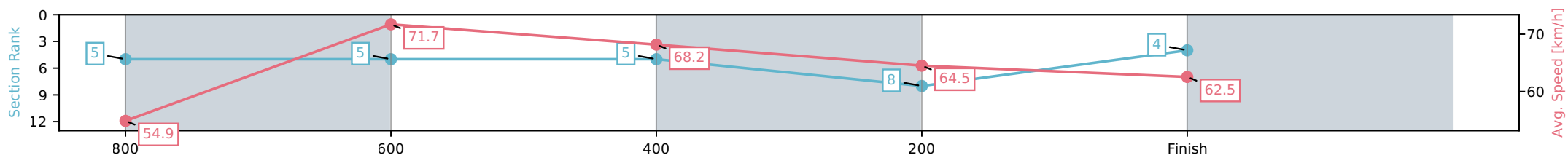
Horse/Jockey Name	Got Gumption/Fiona Sandkuhl
Finish Rank	4
Fastest Section Time (Section)	0:10.04 (800-600)
Top Speed [km/h] (Section)	73.0 (800-600)
Race State	Finished



Townsville QLD --Professional-2026-05-08
 Race 6: NQ ELECTRICAL BENCHMARK 60 Handicap - 1000m
 08 May 2026 - 2:50PM
 Track Rating: Soft 5, Weather: Fine, Rail Position: +2m 1000m-W/Post, +4m Remainder



Section	L1000	L800	L600	L400	L200
Section Times	0:56.43 (0:13.09)	0:43.34 [5] (0:10.04)	0:33.30 [5] (0:10.59)	0:22.71 [8] (0:11.19)	0:11.52 [4] (0:11.52)
Average Speed [km/h]	54.9	71.7	68.2	64.5	62.5
Top Speed [km/h]	71.9	73.0	70.4	66.5	64.8
Avg. Dist. to Rail [m]	0.8	0.4	0.3	1.0	0.7
Avg. Stride Freq. [Hz]	2.6	2.6	2.5	2.4	2.4
Avg. Stride Length [m]	6.5	7.8	7.7	7.5	7.4



- [] Ranking at each section and finish
- :-:- No data available at this section
- NA No data available

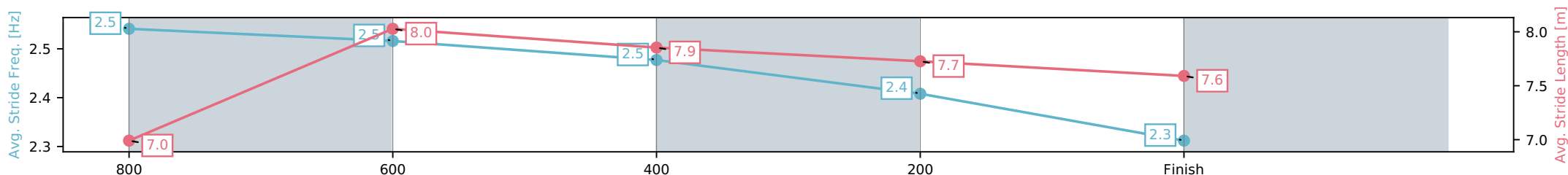
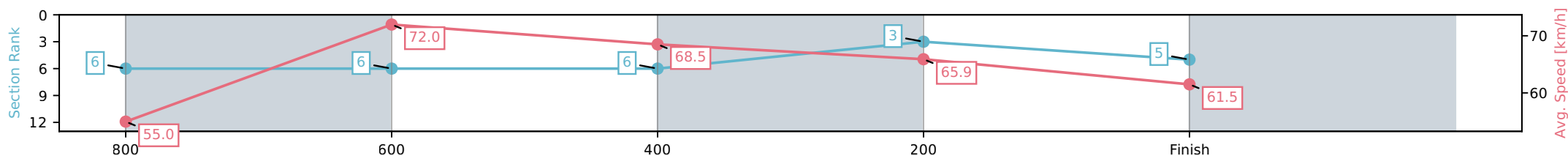
Horse/Jockey Name	Melo Melo Kava/Adam Sewell
Finish Rank	5
Fastest Section Time (Section)	0:10.07 (800-600)
Top Speed [km/h] (Section)	72.6 (800-600)
Race State	Finished



Townsville QLD --Professional-2026-05-08
 Race 6: NQ ELECTRICAL BENCHMARK 60 Handicap - 1000m
 08 May 2026 - 2:50PM
 Track Rating: Soft 5, Weather: Fine, Rail Position: +2m 1000m-W/Post, +4m Remainder



Section	L1000	L800	L600	L400	L200
Section Times	0:56.45 (0:13.10)	0:43.35 [6] (0:10.07)	0:33.28 [6] (0:10.64)	0:22.64 [3] (0:10.98)	0:11.65 [5] (0:11.65)
Average Speed [km/h]	55.0	72.0	68.5	65.9	61.5
Top Speed [km/h]	71.7	72.6	70.4	68.0	64.3
Avg. Dist. to Rail [m]	2.3	1.8	2.6	3.0	4.5
Avg. Stride Freq. [Hz]	2.5	2.5	2.5	2.4	2.3
Avg. Stride Length [m]	7.0	8.0	7.9	7.7	7.6



- [] Ranking at each section and finish
- :-:- No data available at this section
- NA No data available

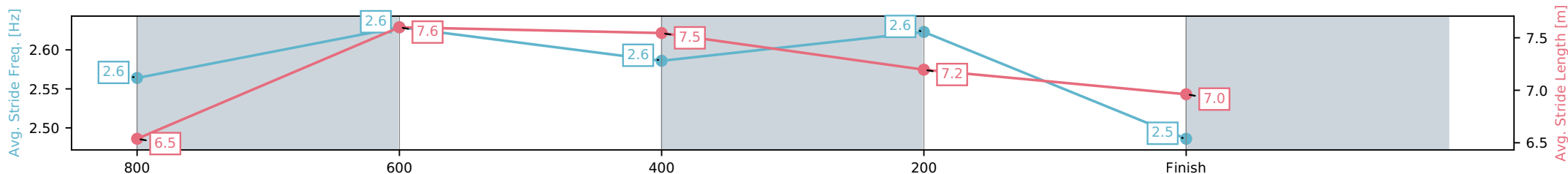
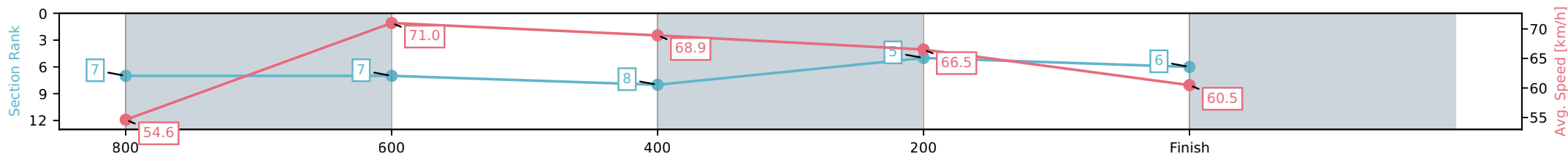
Horse/Jockey Name	Our Folly/Chris Whiteley
Finish Rank	6
Fastest Section Time (Section)	0:10.24 (800-600)
Top Speed [km/h] (Section)	72.2 (800-600)
Race State	Finished



Townsville QLD --Professional-2026-05-08
 Race 6: NQ ELECTRICAL BENCHMARK 60 Handicap - 1000m
 08 May 2026 - 2:50PM
 Track Rating: Soft 5, Weather: Fine, Rail Position: +2m 1000m-W/Post, +4m Remainder



Section	L1000	L800	L600	L400	L200
Section Times	0:56.76 (0:13.17)	0:43.59 [7] (0:10.24)	0:33.35 [8] (0:10.56)	0:22.79 [5] (0:10.90)	0:11.89 [6] (0:11.89)
Average Speed [km/h]	54.6	71.0	68.9	66.5	60.5
Top Speed [km/h]	71.0	72.2	71.1	68.6	64.0
Avg. Dist. to Rail [m]	4.8	2.7	2.0	5.9	7.3
Avg. Stride Freq. [Hz]	2.6	2.6	2.6	2.6	2.5
Avg. Stride Length [m]	6.5	7.6	7.5	7.2	7.0



- [] Ranking at each section and finish
- :-:- No data available at this section
- NA No data available

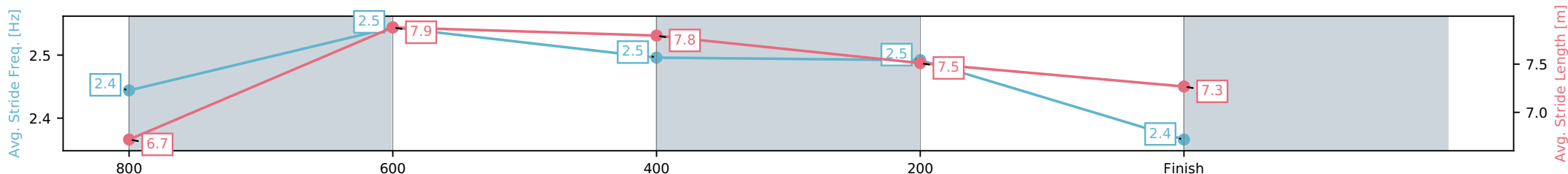
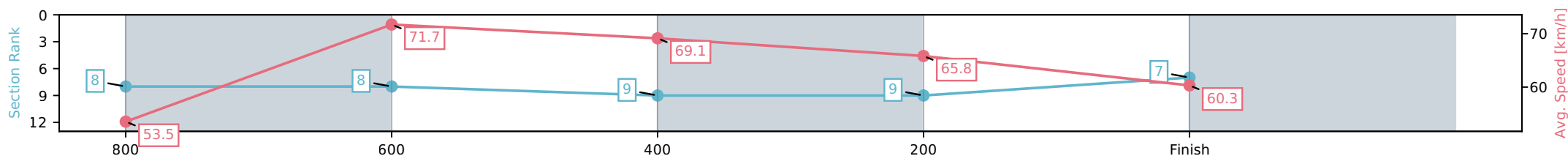
Horse/Jockey Name	One Shot More/Michael Murphy
Finish Rank	7
Fastest Section Time (Section)	0:10.12 (800-600)
Top Speed [km/h] (Section)	72.0 (800-600)
Race State	Finished



Townsville QLD --Professional-2026-05-08
 Race 6: NQ ELECTRICAL BENCHMARK 60 Handicap - 1000m
 08 May 2026 - 2:50PM
 Track Rating: Soft 5, Weather: Fine, Rail Position: +2m 1000m-W/Post, +4m Remainder



Section	L1000	L800	L600	L400	L200
Section Times	0:56.87 (0:13.44)	0:43.43 [8] (0:10.12)	0:33.32 [9] (0:10.44)	0:22.88 [9] (0:10.95)	0:11.92 [7] (0:11.92)
Average Speed [km/h]	53.5	71.7	69.1	65.8	60.3
Top Speed [km/h]	70.7	72.0	70.6	68.5	61.8
Avg. Dist. to Rail [m]	3.6	2.3	0.6	3.1	7.1
Avg. Stride Freq. [Hz]	2.4	2.5	2.5	2.5	2.4
Avg. Stride Length [m]	6.7	7.9	7.8	7.5	7.3



[] Ranking at each section and finish
 -:-:- No data available at this section
 NA No data available

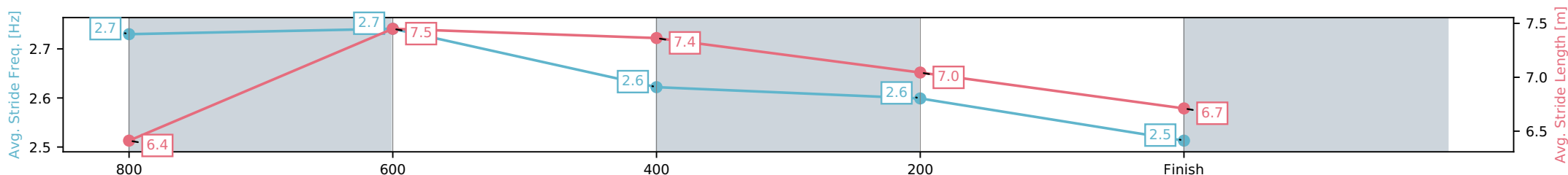
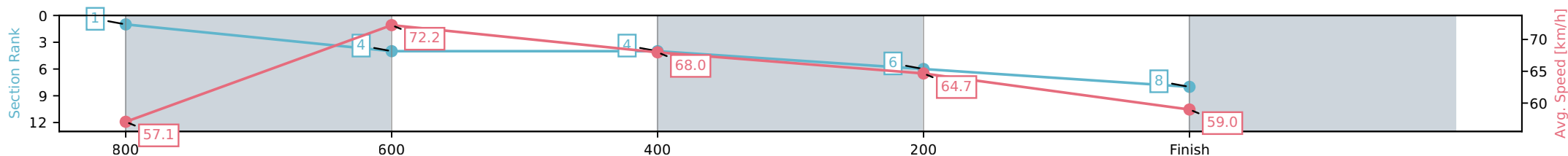
Horse/Jockey Name	Isle Ornsay/Tahlia Fenlon
Finish Rank	8
Fastest Section Time (Section)	0:10.09 (800-600)
Top Speed [km/h] (Section)	74.5 (800-600)
Race State	Finished



Townsville QLD --Professional-2026-05-08
 Race 6: NQ ELECTRICAL BENCHMARK 60 Handicap - 1000m
 08 May 2026 - 2:50PM
 Track Rating: Soft 5, Weather: Fine, Rail Position: +2m 1000m-W/Post,
 +4m Remainder



Section	L1000	L800	L600	L400	L200
Section Times	0:57.01 (0:12.76)	0:44.25 [4] (0:10.09)	0:34.16 [4] (0:10.80)	0:23.36 [6] (0:11.24)	0:12.12 [8] (0:12.12)
Average Speed [km/h]	57.1	72.2	68.0	64.7	59.0
Top Speed [km/h]	74.0	74.5	70.0	66.1	62.3
Avg. Dist. to Rail [m]	7.6	3.9	4.1	5.6	6.8
Avg. Stride Freq. [Hz]	2.7	2.7	2.6	2.6	2.5
Avg. Stride Length [m]	6.4	7.5	7.4	7.0	6.7



- [] Ranking at each section and finish
- :-:- No data available at this section
- NA No data available

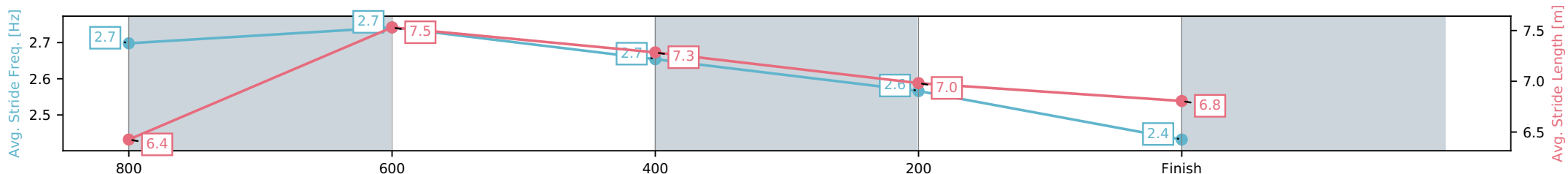
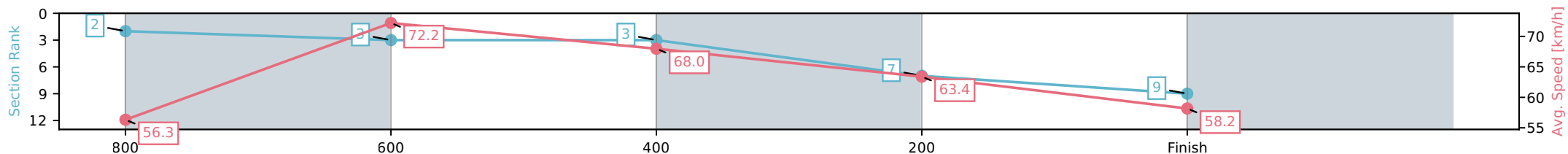
Horse/Jockey Name	Bigcat/Courtney Bellamy
Finish Rank	9
Fastest Section Time (Section)	0:09.96 (800-600)
Top Speed [km/h] (Section)	74.5 (800-600)
Race State	Finished



Townsville QLD --Professional-2026-05-08
 Race 6: NQ ELECTRICAL BENCHMARK 60 Handicap - 1000m
 08 May 2026 - 2:50PM
 Track Rating: Soft 5, Weather: Fine, Rail Position: +2m 1000m-W/Post, +4m Remainder



Section	L1000	L800	L600	L400	L200
Section Times	0:57.33 (0:12.78)	0:44.55 [3] (0:09.96)	0:34.59 [3] (0:10.72)	0:23.87 [7] (0:11.42)	0:12.44 [9] (0:12.44)
Average Speed [km/h]	56.3	72.2	68.0	63.4	58.2
Top Speed [km/h]	74.3	74.0	71.1	65.6	61.3
Avg. Dist. to Rail [m]	6.3	3.4	2.7	3.6	5.8
Avg. Stride Freq. [Hz]	2.7	2.7	2.7	2.6	2.4
Avg. Stride Length [m]	6.4	7.5	7.3	7.0	6.8



- [] Ranking at each section and finish
- :-:- No data available at this section
- NA No data available

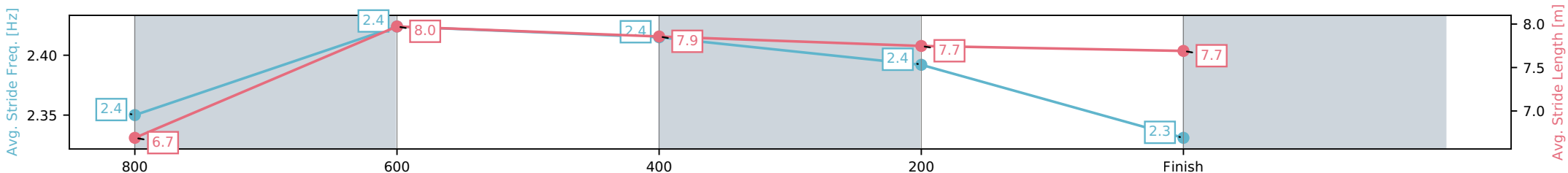
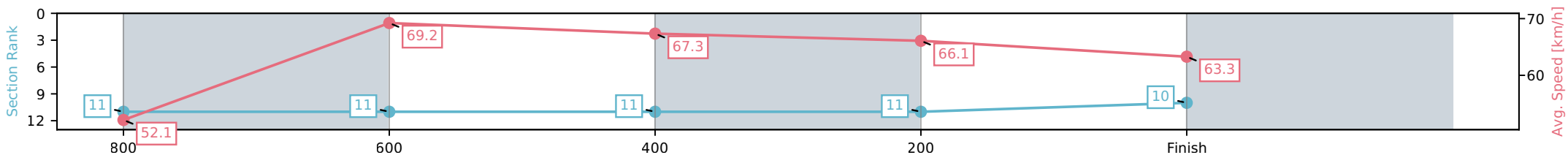
Horse/Jockey Name	Intruder/Ashley Butler
Finish Rank	10
Fastest Section Time (Section)	0:10.47 (800-600)
Top Speed [km/h] (Section)	70.1 (800-600)
Race State	Finished



Townsville QLD --Professional-2026-05-08
 Race 6: NQ ELECTRICAL BENCHMARK 60 Handicap - 1000m
 08 May 2026 - 2:50PM
 Track Rating: Soft 5, Weather: Fine, Rail Position: +2m 1000m-W/Post, +4m Remainder



Section	L1000	L800	L600	L400	L200
Section Times	0:57.44 (0:13.81)	0:43.63 [11] (0:10.47)	0:33.16 [11] (0:10.77)	0:22.39 [11] (0:10.92)	0:11.47 [10] (0:11.47)
Average Speed [km/h]	52.1	69.2	67.3	66.1	63.3
Top Speed [km/h]	68.0	70.1	68.0	66.7	64.9
Avg. Dist. to Rail [m]	8.5	2.0	1.6	2.6	4.1
Avg. Stride Freq. [Hz]	2.4	2.4	2.4	2.4	2.3
Avg. Stride Length [m]	6.7	8.0	7.9	7.7	7.7



- [] Ranking at each section and finish
- :-:- No data available at this section
- NA No data available

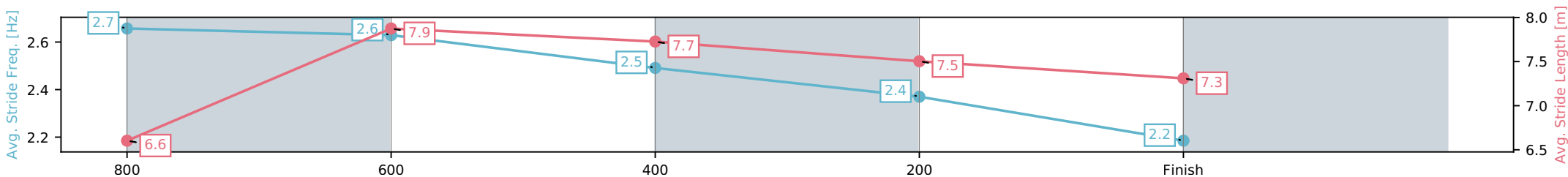
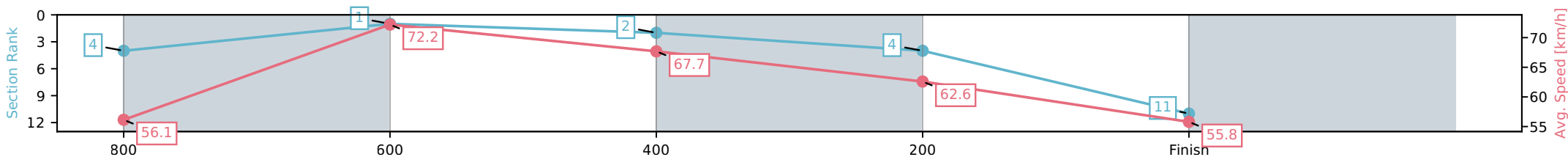
Horse/Jockey Name	Baggage Handler/Sean Cormack
Finish Rank	11
Fastest Section Time (Section)	0:09.81 (800-600)
Top Speed [km/h] (Section)	74.4 (800-600)
Race State	Finished



Townsville QLD --Professional-2026-05-08
 Race 6: NQ ELECTRICAL BENCHMARK 60 Handicap - 1000m
 08 May 2026 - 2:50PM
 Track Rating: Soft 5, Weather: Fine, Rail Position: +2m 1000m-W/Post, +4m Remainder



Section	L1000	L800	L600	L400	L200
Section Times	0:57.81 (0:12.83)	0:44.98 [1] (0:09.81)	0:35.16 [2] (0:10.66)	0:24.51 [4] (0:11.54)	0:12.97 [11] (0:12.97)
Average Speed [km/h]	56.1	72.2	67.7	62.6	55.8
Top Speed [km/h]	74.6	74.0	70.9	64.1	60.9
Avg. Dist. to Rail [m]	2.3	0.8	0.7	1.3	2.8
Avg. Stride Freq. [Hz]	2.7	2.6	2.5	2.4	2.2
Avg. Stride Length [m]	6.6	7.9	7.7	7.5	7.3



[] Ranking at each section and finish
 -:-:- No data available at this section
 NA No data available



Townsville QLD

Race 7: HAPPY BUCKS RYAN MITCHELL RATINGS BAND 0 - 55 Handicap - 1200m

08 May 2026 - 3:25PM

Track Rating: Soft 5, Weather: Fine, Rail Position: +2m 1000m-W/Post, +4m Remainder



Field Times (Race Tempo) 1:10.31 0:56.35 0:45.29 0:34.15 0:22.82 0:11.62
 (0:13.96) (0:11.06) (0:11.14) (0:11.32) (0:11.21) (0:11.62)

Rank	TAB#	Horse	Overall Time	First 400m	Top Speed km/h (Section)	L1200	L1000	L800	L600	L400	L200		
	(BAR#)	Jockey	Margin (DT-W)	Last 600m	Fastest Section (Time)	Start - 1000	1000 - 800	800 - 600	600 - 400	400 - 200	200 - Finish		
1	10	Look At Rosa	1:10.31	0:25.24	68.0 (1000-800)	1:10.31	0:55.95 [5]	0:45.08 [4]	0:33.96 [3]	0:22.76 [2]	0:11.62 [1]		
	(9)	Tahlia Fenlon		0:33.97	1000-800 (0:10.88)	(0:14.36)	(0:10.88)	(0:11.12)	(0:11.20)	(0:11.15)	(0:11.62)		
2	5	Tsunami	1:10.34	0:25.03	67.4 (1000-800)	1:10.34	0:56.23 [2]	0:45.32 [2]	0:34.14 [2]	0:22.77 [3]	0:11.61 [2]		
	(8)	Fiona Sandkuhl	0.2L (+2)	0:34.14	1000-800 (0:10.92)	(0:14.11)	(0:10.92)	(0:11.18)	(0:11.37)	(0:11.16)	(0:11.61)		
3	2	That's It	1:10.61	0:25.41	67.0 (1000-800)	1:10.61	0:56.14 [7]	0:45.19 [6]	0:34.06 [5]	0:22.71 [8]	0:11.52 [7]		
	(2)	Aidan Holt	1.8L (-4)	0:34.07	1000-800 (0:10.94)	(0:14.47)	(0:10.94)	(0:11.13)	(0:11.35)	(0:11.20)	(0:11.52)		
4	7	Breeches	1:10.71	0:25.02	66.6 (1200 - 1000)	1:10.71	0:56.75 [1]	0:45.69 [1]	0:34.55 [1]	0:23.22 [1]	0:11.96 [3]		
	(6)	Lacey Morrison	2.4L (-2)	0:34.54	1000-800 (0:11.06)	(0:13.96)	(0:11.06)	(0:11.14)	(0:11.32)	(0:11.26)	(0:11.96)		
5	4	Foneeleven	1:10.78	0:25.13	67.7 (1000-800)	1:10.78	0:56.57 [3]	0:45.65 [3]	0:34.42 [4]	0:23.13 [4]	0:11.90 [4]		
	(1)	Ivo Fry	2.8L (-4)	0:34.42	1000-800 (0:10.92)	(0:14.21)	(0:10.92)	(0:11.23)	(0:11.29)	(0:11.23)	(0:11.90)		
6	1	It's Been A Trek	1:10.83	0:25.47	66.8 (1000-800)	1:10.83	0:56.36 [6]	0:45.36 [7]	0:34.18 [8]	0:22.95 [7]	0:11.72 [8]		
	(4)	Adam Sewell	3.1L (+2)	0:34.17	1000-800 (0:11.00)	(0:14.47)	(0:11.00)	(0:11.18)	(0:11.22)	(0:11.23)	(0:11.72)		
7	9	Wired For Fun	1:10.88	0:25.30	67.0 (1000-800)	1:10.88	0:56.65 [4]	0:45.58 [5]	0:34.31 [6]	0:23.11 [6]	0:11.86 [5]		
	(3)	Courtney Bellamy	3.4L (-3)	0:34.31	1000-800 (0:11.07)	(0:14.23)	(0:11.07)	(0:11.27)	(0:11.20)	(0:11.25)	(0:11.86)		
8	3	Bubbles'n'froth	1:10.91	0:25.77	67.3 (1000-800)	1:10.91	0:56.29 [9]	0:45.14 [9]	0:34.05 [10]	0:22.82 [10]	0:11.59 [10]		
	(5)	Tasha Chambers	3.5L (-2)	0:34.05	800-600 (0:11.09)	(0:14.62)	(0:11.15)	(0:11.09)	(0:11.22)	(0:11.24)	(0:11.59)		
9	11	Line Of Kings	1:10.97	0:25.81	68.0 (1000-800)	1:10.97	0:56.10 [10]	0:45.15 [10]	0:34.13 [9]	0:23.00 [9]	0:11.81 [9]		
	(7)	Chris Whiteley	3.9L (+2)	0:34.12	1000-800 (0:10.95)	(0:14.86)	(0:10.95)	(0:11.02)	(0:11.13)	(0:11.18)	(0:11.81)		
10	6	To Love Somebody	1:11.07	0:25.57	67.7 (1000-800)	1:11.07	0:56.53 [8]	0:45.50 [8]	0:34.43 [7]	0:23.35 [5]	0:12.03 [6]		
	(10)	Wanderson D'Avila	4.5L (+5)	0:34.43	1000-800 (0:11.03)	(0:14.54)	(0:11.03)	(0:11.07)	(0:11.08)	(0:11.32)	(0:12.03)		

Scratched: Livewire Lass (#8)

Report Created: Fri 08 May 2026

(Note: Races are conducted over an approximate distance as close as possible to the advertised distance, and recorded data may vary accordingly. Official times refer to race times only and do not include handicap times.)

[] Position in running at each section and finish TAB# Saddle cloth number
 -:-:- No data available at this section BAR# Barrier/Gate Position
 NA No data available DNF Did not finish
 DNT Did not track DT-W Distance travelled compared to winner in metres

Fastest split
 Fastest section



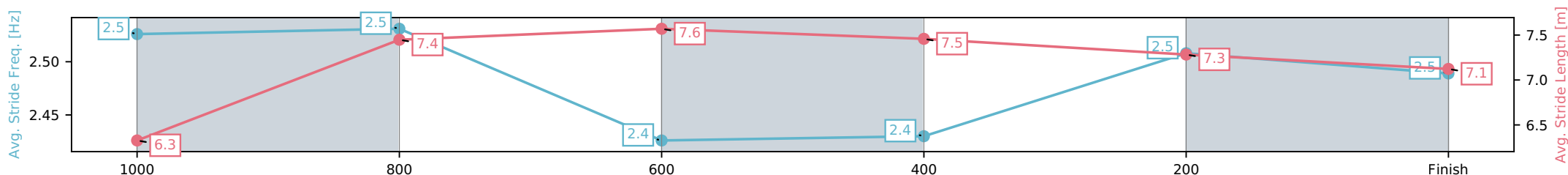
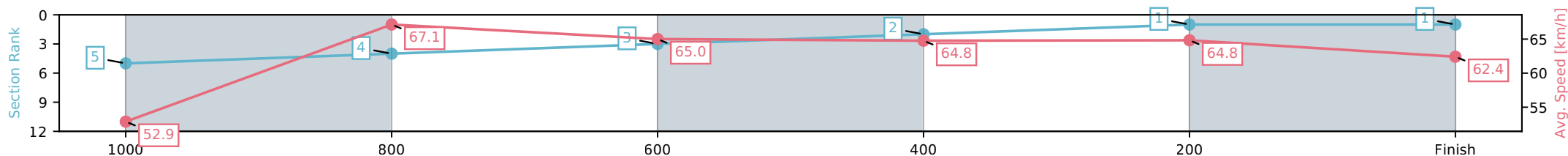
Horse/Jockey Name	Look At Rosa/Tahlia Fenlon
Finish Rank	1
Fastest Section Time (Section)	0:10.88 (1000-800)
Top Speed [km/h] (Section)	68.0 (1000-800)
Race State	Finished



Townsville QLD --Professional-2026-05-08
 Race 7: HAPPY BUCKS RYAN MITCHELL RATINGS BAND 0 -
 55 Handicap - 1200m
 08 May 2026 - 3:25PM
 Track Rating: Soft 5, Weather: Fine, Rail Position: +2m 1000m-W/Post,
 +4m Remainder



Section	L1200	L1000	L800	L600	L400	L200
Section Times	1:10.31 (0:14.36)	0:55.95 [4] (0:10.88)	0:45.08 [3] (0:11.12)	0:33.96 [2] (0:11.20)	0:22.76 [1] (0:11.15)	0:11.62 [1] (0:11.62)
Average Speed [km/h]	52.9	67.1	65.0	64.8	64.8	62.4
Top Speed [km/h]	66.7	68.0	67.5	65.9	65.3	64.6
Avg. Dist. to Rail [m]	8.3	2.8	0.9	1.5	3.2	5.7
Avg. Stride Freq. [Hz]	2.5	2.5	2.4	2.4	2.5	2.5
Avg. Stride Length [m]	6.3	7.4	7.6	7.5	7.3	7.1



- [] Ranking at each section and finish
- :-:- No data available at this section
- NA No data available

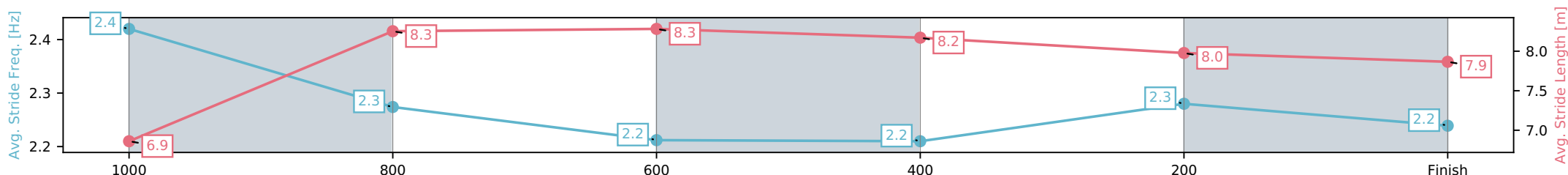
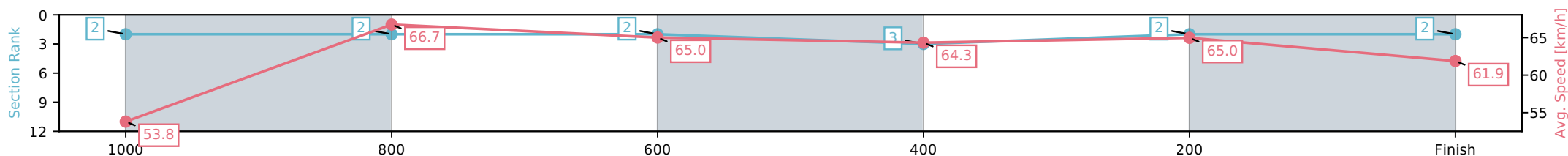
Horse/Jockey Name	Tsunami/Fiona Sandkuhl
Finish Rank	2
Fastest Section Time (Section)	0:10.92 (1000-800)
Top Speed [km/h] (Section)	67.4 (1000-800)
Race State	Finished



Townsville QLD --Professional-2026-05-08
 Race 7: HAPPY BUCKS RYAN MITCHELL RATINGS BAND 0 -
 55 Handicap - 1200m
 08 May 2026 - 3:25PM
 Track Rating: Soft 5, Weather: Fine, Rail Position: +2m 1000m-W/Post,
 +4m Remainder



Section	L1200	L1000	L800	L600	L400	L200
Section Times	1:10.34 (0:14.11)	0:56.23 [2] (0:10.92)	0:45.32 [2] (0:11.18)	0:34.14 [3] (0:11.37)	0:22.77 [2] (0:11.16)	0:11.61 [2] (0:11.61)
Average Speed [km/h]	53.8	66.7	65.0	64.3	65.0	61.9
Top Speed [km/h]	67.1	67.4	66.2	64.7	65.9	63.6
Avg. Dist. to Rail [m]	8.4	2.6	1.8	3.4	4.4	3.5
Avg. Stride Freq. [Hz]	2.4	2.3	2.2	2.2	2.3	2.2
Avg. Stride Length [m]	6.9	8.3	8.3	8.2	8.0	7.9



- [] Ranking at each section and finish
- :-:- No data available at this section
- NA No data available

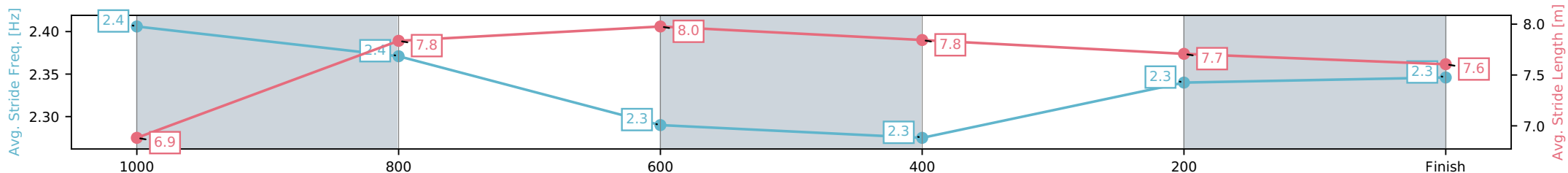
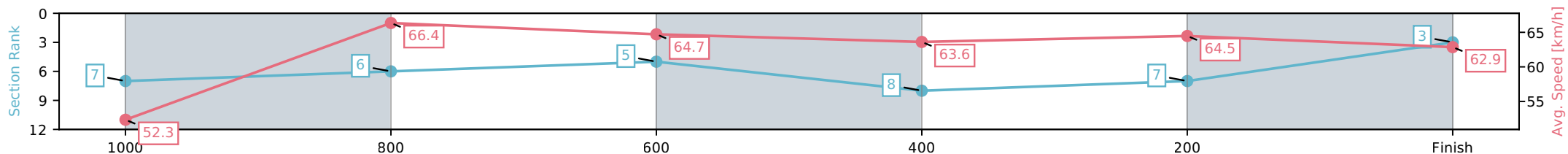
Horse/Jockey Name	That's It/Aidan Holt
Finish Rank	3
Fastest Section Time (Section)	0:10.94 (1000-800)
Top Speed [km/h] (Section)	67.0 (1000-800)
Race State	Finished



Townsville QLD --Professional-2026-05-08
 Race 7: HAPPY BUCKS RYAN MITCHELL RATINGS BAND 0 -
 55 Handicap - 1200m
 08 May 2026 - 3:25PM
 Track Rating: Soft 5, Weather: Fine, Rail Position: +2m 1000m-W/Post,
 +4m Remainder



Section	L1200	L1000	L800	L600	L400	L200
Section Times	1:10.61 (0:14.47)	0:56.14 [6] (0:10.94)	0:45.19 [5] (0:11.13)	0:34.06 [8] (0:11.35)	0:22.71 [7] (0:11.20)	0:11.52 [3] (0:11.52)
Average Speed [km/h]	52.3	66.4	64.7	63.6	64.5	62.9
Top Speed [km/h]	65.4	67.0	66.1	64.2	65.5	65.1
Avg. Dist. to Rail [m]	3.8	1.8	0.2	0.7	1.2	1.1
Avg. Stride Freq. [Hz]	2.4	2.4	2.3	2.3	2.3	2.3
Avg. Stride Length [m]	6.9	7.8	8.0	7.8	7.7	7.6



[] Ranking at each section and finish
 -:-:- No data available at this section
 NA No data available

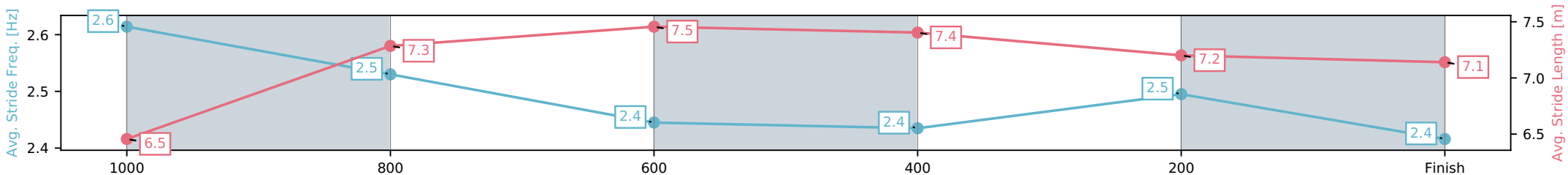
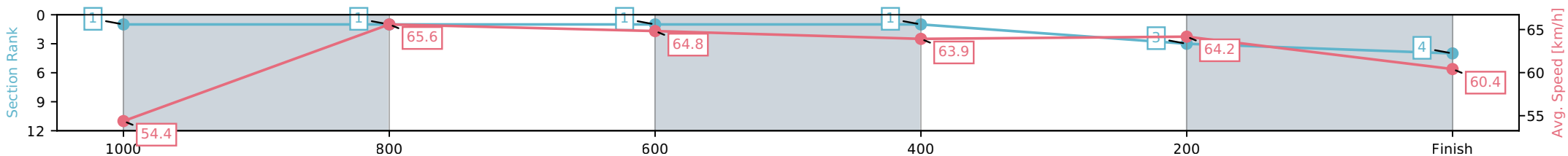
Horse/Jockey Name	Breeches/Lacey Morrison
Finish Rank	4
Fastest Section Time (Section)	0:11.06 (1000-800)
Top Speed [km/h] (Section)	66.6 (1200 - 1000)
Race State	Finished



Townsville QLD --Professional-2026-05-08
 Race 7: HAPPY BUCKS RYAN MITCHELL RATINGS BAND 0 -
 55 Handicap - 1200m
 08 May 2026 - 3:25PM
 Track Rating: Soft 5, Weather: Fine, Rail Position: +2m 1000m-W/Post,
 +4m Remainder



Section	L1200	L1000	L800	L600	L400	L200
Section Times	1:10.71 (0:13.96)	0:56.75 [1] (0:11.06)	0:45.69 [1] (0:11.14)	0:34.55 [1] (0:11.32)	0:23.22 [3] (0:11.26)	0:11.96 [4] (0:11.96)
Average Speed [km/h]	54.4	65.6	64.8	63.9	64.2	60.4
Top Speed [km/h]	66.6	66.2	66.1	64.9	65.0	64.0
Avg. Dist. to Rail [m]	5.2	1.7	0.7	1.1	2.4	2.7
Avg. Stride Freq. [Hz]	2.6	2.5	2.4	2.4	2.5	2.4
Avg. Stride Length [m]	6.5	7.3	7.5	7.4	7.2	7.1



[] Ranking at each section and finish
 -:-:- No data available at this section
 NA No data available

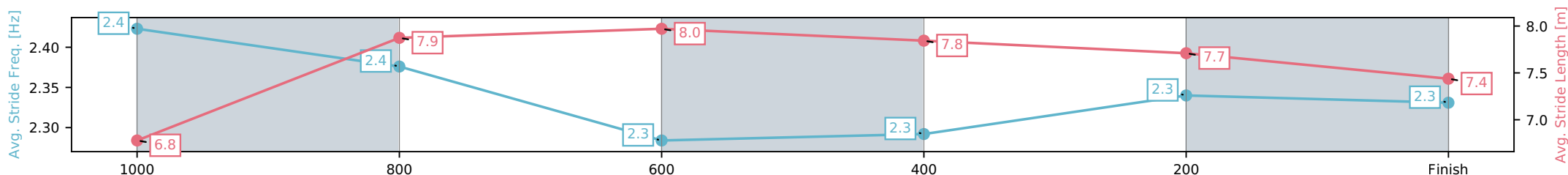
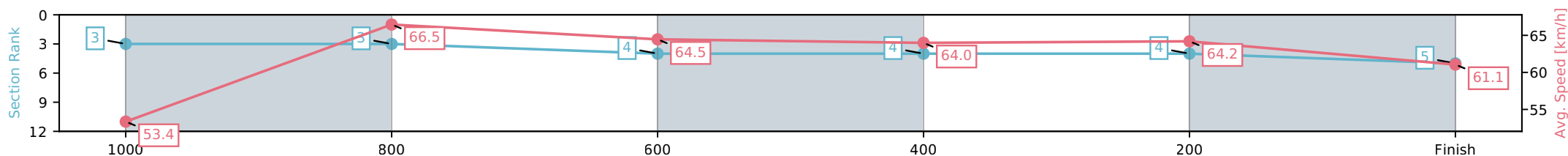
Horse/Jockey Name	Foneeleven/Ivo Fry
Finish Rank	5
Fastest Section Time (Section)	0:10.92 (1000-800)
Top Speed [km/h] (Section)	67.7 (1000-800)
Race State	Finished



Townsville QLD --Professional-2026-05-08
 Race 7: HAPPY BUCKS RYAN MITCHELL RATINGS BAND 0 -
 55 Handicap - 1200m
 08 May 2026 - 3:25PM
 Track Rating: Soft 5, Weather: Fine, Rail Position: +2m 1000m-W/Post,
 +4m Remainder



Section	L1200	L1000	L800	L600	L400	L200
Section Times	1:10.78 (0:14.21)	0:56.57 [3] (0:10.92)	0:45.65 [4] (0:11.23)	0:34.42 [4] (0:11.29)	0:23.13 [4] (0:11.23)	0:11.90 [5] (0:11.90)
Average Speed [km/h]	53.4	66.5	64.5	64.0	64.2	61.1
Top Speed [km/h]	66.4	67.7	65.4	64.4	64.9	63.3
Avg. Dist. to Rail [m]	2.7	2.0	1.0	0.7	1.5	3.1
Avg. Stride Freq. [Hz]	2.4	2.4	2.3	2.3	2.3	2.3
Avg. Stride Length [m]	6.8	7.9	8.0	7.8	7.7	7.4



[] Ranking at each section and finish
 -:-:- No data available at this section
 NA No data available

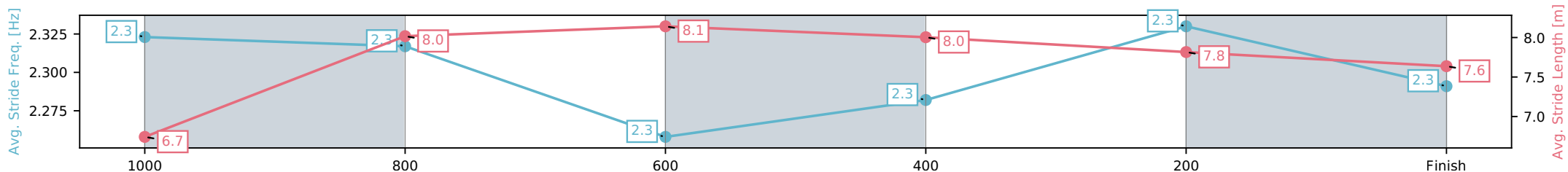
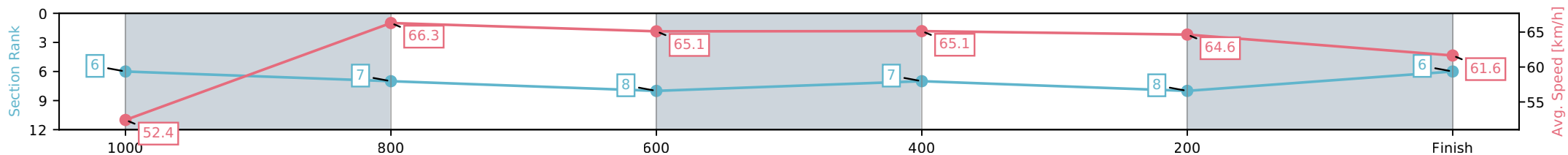
Horse/Jockey Name	It's Been A Trek/Adam Sewell
Finish Rank	6
Fastest Section Time (Section)	0:11.00 (1000-800)
Top Speed [km/h] (Section)	66.8 (1000-800)
Race State	Finished



Townsville QLD --Professional-2026-05-08
 Race 7: HAPPY BUCKS RYAN MITCHELL RATINGS BAND 0 -
 55 Handicap - 1200m
 08 May 2026 - 3:25PM
 Track Rating: Soft 5, Weather: Fine, Rail Position: +2m 1000m-W/Post,
 +4m Remainder



Section	L1200	L1000	L800	L600	L400	L200
Section Times	1:10.83 (0:14.47)	0:56.36 [7] (0:11.00)	0:45.36 [8] (0:11.18)	0:34.18 [7] (0:11.22)	0:22.95 [8] (0:11.23)	0:11.72 [6] (0:11.72)
Average Speed [km/h]	52.4	66.3	65.1	65.1	64.6	61.6
Top Speed [km/h]	65.9	66.8	66.5	65.7	65.4	63.6
Avg. Dist. to Rail [m]	4.7	2.8	2.2	3.3	5.1	6.1
Avg. Stride Freq. [Hz]	2.3	2.3	2.3	2.3	2.3	2.3
Avg. Stride Length [m]	6.7	8.0	8.1	8.0	7.8	7.6



[] Ranking at each section and finish
 -:-:- No data available at this section
 NA No data available

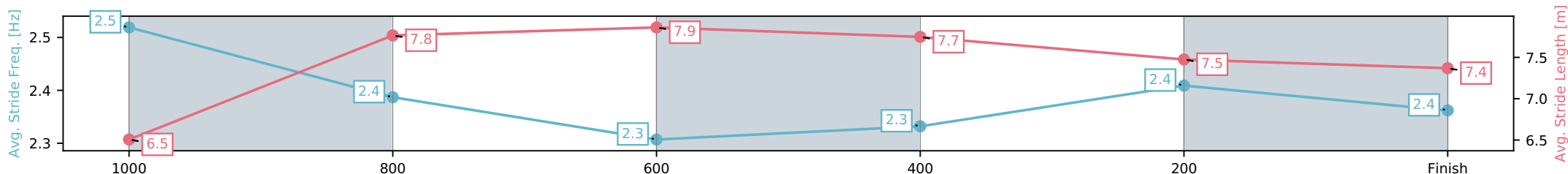
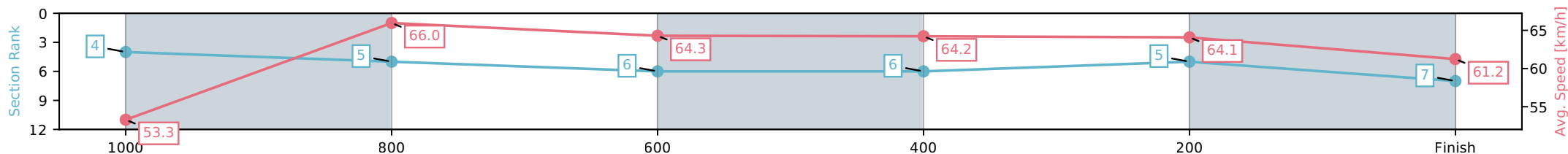
Horse/Jockey Name	Wired For Fun/Courtney Bellamy
Finish Rank	7
Fastest Section Time (Section)	0:11.07 (1000-800)
Top Speed [km/h] (Section)	67.0 (1000-800)
Race State	Finished



Townsville QLD --Professional-2026-05-08
 Race 7: HAPPY BUCKS RYAN MITCHELL RATINGS BAND 0 -
 55 Handicap - 1200m
 08 May 2026 - 3:25PM
 Track Rating: Soft 5, Weather: Fine, Rail Position: +2m 1000m-W/Post,
 +4m Remainder



Section	L1200	L1000	L800	L600	L400	L200
Section Times	1:10.88 (0:14.23)	0:56.65 [5] (0:11.07)	0:45.58 [6] (0:11.27)	0:34.31 [6] (0:11.20)	0:23.11 [5] (0:11.25)	0:11.86 [7] (0:11.86)
Average Speed [km/h]	53.3	66.0	64.3	64.2	64.1	61.2
Top Speed [km/h]	66.1	67.0	65.2	64.5	64.7	63.9
Avg. Dist. to Rail [m]	3.8	2.9	1.2	0.3	1.7	4.3
Avg. Stride Freq. [Hz]	2.5	2.4	2.3	2.3	2.4	2.4
Avg. Stride Length [m]	6.5	7.8	7.9	7.7	7.5	7.4



- [] Ranking at each section and finish
- :-:- No data available at this section
- NA No data available

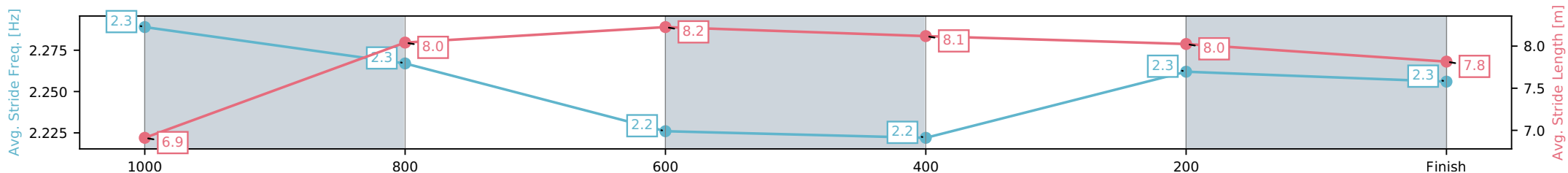
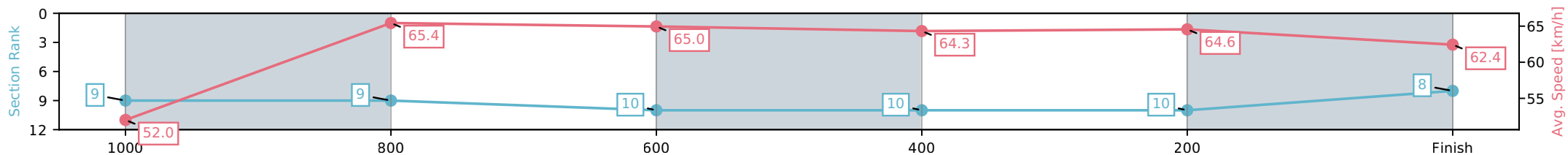
Horse/Jockey Name	Bubbles'n'froth/Tasha Chambers
Finish Rank	8
Fastest Section Time (Section)	0:11.09 (800-600)
Top Speed [km/h] (Section)	67.3 (1000-800)
Race State	Finished



Townsville QLD --Professional-2026-05-08
 Race 7: HAPPY BUCKS RYAN MITCHELL RATINGS BAND 0 -
 55 Handicap - 1200m
 08 May 2026 - 3:25PM
 Track Rating: Soft 5, Weather: Fine, Rail Position: +2m 1000m-W/Post,
 +4m Remainder



Section	L1200	L1000	L800	L600	L400	L200
Section Times	1:10.91 (0:14.62)	0:56.29 [9] (0:11.15)	0:45.14 [10] (0:11.09)	0:34.05 [10] (0:11.22)	0:22.82 [10] (0:11.24)	0:11.59 [8] (0:11.59)
Average Speed [km/h]	52.0	65.4	65.0	64.3	64.6	62.4
Top Speed [km/h]	64.1	67.3	67.3	64.9	65.1	64.3
Avg. Dist. to Rail [m]	5.6	2.6	0.3	0.7	5.7	8.7
Avg. Stride Freq. [Hz]	2.3	2.3	2.2	2.2	2.3	2.3
Avg. Stride Length [m]	6.9	8.0	8.2	8.1	8.0	7.8



- [] Ranking at each section and finish
- :-:- No data available at this section
- NA No data available

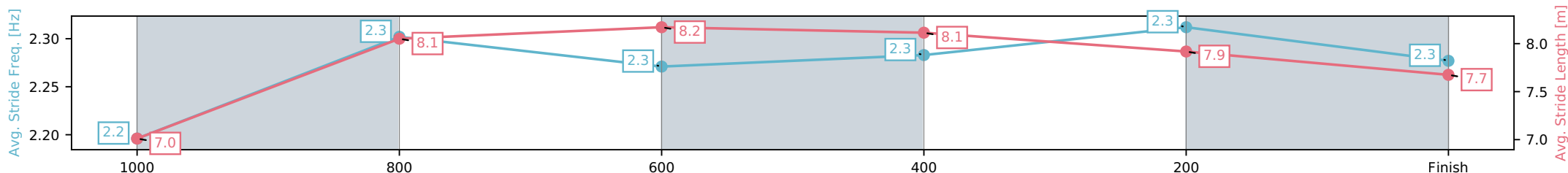
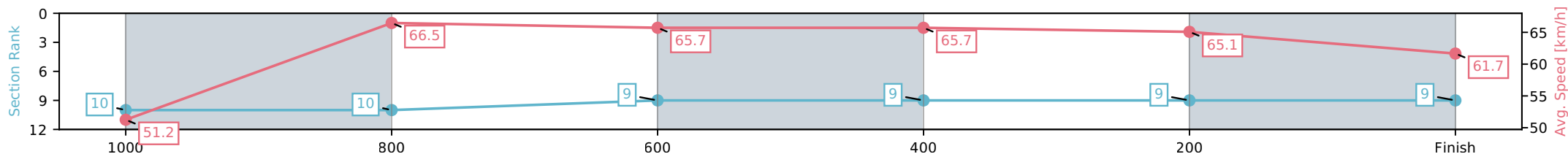
Horse/Jockey Name	Line Of Kings/Chris Whiteley
Finish Rank	9
Fastest Section Time (Section)	0:10.95 (1000-800)
Top Speed [km/h] (Section)	68.0 (1000-800)
Race State	Finished



Townsville QLD --Professional-2026-05-08
 Race 7: HAPPY BUCKS RYAN MITCHELL RATINGS BAND 0 -
 55 Handicap - 1200m
 08 May 2026 - 3:25PM
 Track Rating: Soft 5, Weather: Fine, Rail Position: +2m 1000m-W/Post,
 +4m Remainder



Section	L1200	L1000	L800	L600	L400	L200
Section Times	1:10.97 (0:14.86)	0:56.10 [10] (0:10.95)	0:45.15 [9] (0:11.02)	0:34.13 [9] (0:11.13)	0:23.00 [9] (0:11.18)	0:11.81 [9] (0:11.81)
Average Speed [km/h]	51.2	66.5	65.7	65.7	65.1	61.7
Top Speed [km/h]	63.8	68.0	67.4	66.5	66.0	63.4
Avg. Dist. to Rail [m]	6.8	2.5	1.2	3.3	7.0	10.0
Avg. Stride Freq. [Hz]	2.2	2.3	2.3	2.3	2.3	2.3
Avg. Stride Length [m]	7.0	8.1	8.2	8.1	7.9	7.7



- [] Ranking at each section and finish
- :-:- No data available at this section
- NA No data available

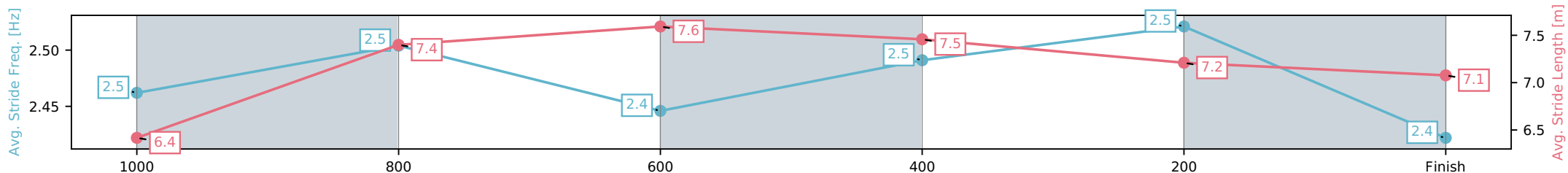
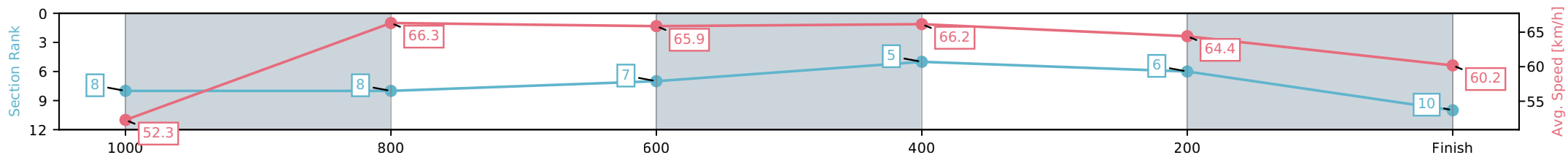
Horse/Jockey Name	To Love Somebody/Wanderson D'Avila
Finish Rank	10
Fastest Section Time (Section)	0:11.03 (1000-800)
Top Speed [km/h] (Section)	67.7 (1000-800)
Race State	Finished



Townsville QLD --Professional-2026-05-08
 Race 7: HAPPY BUCKS RYAN MITCHELL RATINGS BAND 0 -
 55 Handicap - 1200m
 08 May 2026 - 3:25PM
 Track Rating: Soft 5, Weather: Fine, Rail Position: +2m 1000m-W/Post,
 +4m Remainder



Section	L1200	L1000	L800	L600	L400	L200
Section Times	1:11.07 (0:14.54)	0:56.53 [8] (0:11.03)	0:45.50 [7] (0:11.07)	0:34.43 [5] (0:11.08)	0:23.35 [6] (0:11.32)	0:12.03 [10] (0:12.03)
Average Speed [km/h]	52.3	66.3	65.9	66.2	64.4	60.2
Top Speed [km/h]	65.1	67.7	67.4	66.7	65.6	63.0
Avg. Dist. to Rail [m]	8.7	3.4	2.6	3.8	7.5	8.8
Avg. Stride Freq. [Hz]	2.5	2.5	2.4	2.5	2.5	2.4
Avg. Stride Length [m]	6.4	7.4	7.6	7.5	7.2	7.1



- [] Ranking at each section and finish
- :-:- No data available at this section
- NA No data available



Townsville QLD

Race 8: BRISBANE 2032 OLYMPICS IN TOWNSVILLE BENCHMARK 60 Handicap - 1400m

08 May 2026 - 4:05PM

Track Rating: Soft 5, Weather: Fine, Rail Position: +2m 1000m-W/Post, +4m Remainder



Field Times (Race Tempo) 1:22.04 (0:13.68) 1:08.36 (0:11.12) 0:57.24 (0:11.27) 0:45.98 (0:10.97) 0:35.01 (0:11.24) 0:23.76 (0:11.61) 0:12.15 (0:12.15)

Rank	TAB#	Horse	Overall Time	First 400m	Top Speed km/h (Section)	L1400	L1200	L1000	L800	L600	L400	L200	
	(BAR#)	Jockey	Margin (DT-W)	Last 600m	Fastest Section (Time)	Start - 1200	1200 - 1000	1000 - 800	800 - 600	600 - 400	400 - 200	200 - Finish	
1	2	Alabama Moonlight	1:22.04	0:25.19	66.6 (800-600)	1:22.04	1:08.00 [7]	0:56.85 [5]	0:45.69 [5]	0:34.79 [5]	0:23.58 [3]	0:12.15 [1]	
	(2)	Lacey Morrison		0:34.79	800-600 (0:10.90)	(0:14.04)	(0:11.15)	(0:11.16)	(0:10.90)	(0:11.21)	(0:11.43)	(0:12.15)	
2	3	Parch	1:22.21	0:24.80	66.6 (600-400)	1:22.21	1:08.53 [1]	0:57.41 [1]	0:46.15 [1]	0:35.18 [1]	0:23.93 [1]	0:12.26 [2]	
	(9)	Tasha Chambers	1.0L (-3)	0:35.18	800-600 (0:10.97)	(0:13.68)	(0:11.12)	(0:11.26)	(0:10.97)	(0:11.24)	(0:11.68)	(0:12.26)	
3	9	Looming One	1:22.24	0:25.32	66.5 (800-600)	1:22.24	1:08.24 [4]	0:56.92 [7]	0:45.55 [7]	0:34.56 [7]	0:23.33 [7]	0:11.85 [6]	
	(8)	Chris Whiteley	1.2L (+1)	0:34.57	800-600 (0:10.98)	(0:14.00)	(0:11.32)	(0:11.38)	(0:10.98)	(0:11.24)	(0:11.48)	(0:11.85)	
4	5	Talons	1:22.26	0:25.23	66.4 (800-600)	1:22.26	1:08.23 [6]	0:57.03 [6]	0:45.71 [6]	0:34.80 [6]	0:23.54 [6]	0:12.06 [5]	
	(1)	Courtney Bellamy	1.3L (-3)	0:34.80	800-600 (0:10.91)	(0:14.03)	(0:11.20)	(0:11.32)	(0:10.91)	(0:11.26)	(0:11.48)	(0:12.06)	
5	7	Fools Play	1:22.49	0:25.55	66.4 (1200-1000)	1:22.49	1:08.10 [8]	0:56.95 [8]	0:45.49 [9]	0:34.44 [9]	0:23.17 [9]	0:11.74 [9]	
	(3)	Fiona Sandkuhl	2.7L (-1)	0:34.44	800-600 (0:11.05)	(0:14.39)	(0:11.16)	(0:11.46)	(0:11.05)	(0:11.27)	(0:11.43)	(0:11.74)	
6	1	Ellis Beach	1:22.51	0:25.05	66.9 (800-600)	1:22.51	1:08.62 [2]	0:57.46 [3]	0:46.22 [3]	0:35.27 [4]	0:24.04 [4]	0:12.43 [3]	
	(6)	Aidan Holt	2.8L (-1)	0:35.27	800-600 (0:10.96)	(0:13.89)	(0:11.16)	(0:11.23)	(0:10.96)	(0:11.23)	(0:11.61)	(0:12.43)	
7	4	Divine Diamonds	1:22.66	0:24.93	67.0 (1200-1000)	1:22.66	1:08.70 [3]	0:57.73 [2]	0:46.48 [2]	0:35.54 [2]	0:24.28 [2]	0:12.52 [4]	
	(4)	Ashley Butler	3.7L (-2)	0:35.54	800-600 (0:10.95)	(0:13.96)	(0:10.97)	(0:11.25)	(0:10.95)	(0:11.26)	(0:11.76)	(0:12.52)	
8	8	Read 'Em And Weep	1:22.93	0:25.58	67.0 (1200-1000)	1:22.93	1:08.45 [9]	0:57.36 [9]	0:46.04 [8]	0:35.15 [8]	0:23.93 [8]	0:12.29 [8]	
	(5)	Ivo Fry	5.3L (+1)	0:35.15	800-600 (0:10.89)	(0:14.48)	(0:11.10)	(0:11.31)	(0:10.89)	(0:11.22)	(0:11.64)	(0:12.29)	
9	6	Tymon	1:23.19	0:25.10	67.7 (1200-1000)	1:23.19	1:09.19 [5]	0:58.09 [4]	0:46.90 [4]	0:35.96 [3]	0:24.67 [5]	0:12.80 [7]	
	(7)	Wanderson D'Avila	6.8L (+0)	0:35.97	800-600 (0:10.93)	(0:14.00)	(0:11.10)	(0:11.19)	(0:10.93)	(0:11.30)	(0:11.87)	(0:12.80)	

Scratched: Savvy Thinker (#10)

Report Created: Fri 08 May 2026

(Note: Races are conducted over an approximate distance as close as possible to the advertised distance, and recorded data may vary accordingly. Official times refer to race times only and do not include handicap times.)

[] Position in running at each section and finish TAB# Saddle cloth number

-:--:-- No data available at this section

NA No data available

DNT Did not track

BAR# Barrier/Gate Position

DNF Did not finish

DT-W Distance travelled compared to winner in metres

Fastest split

Fastest section

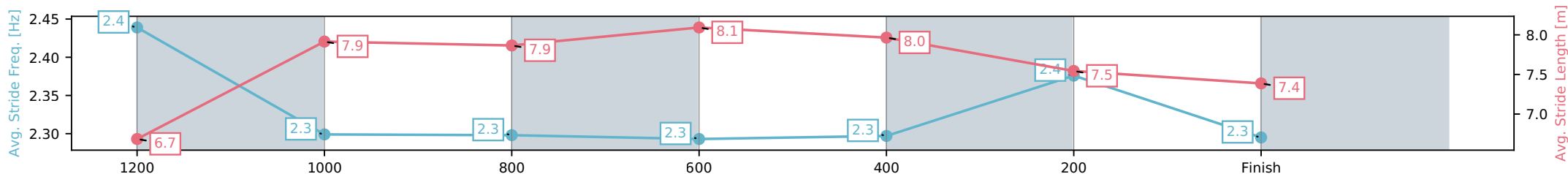
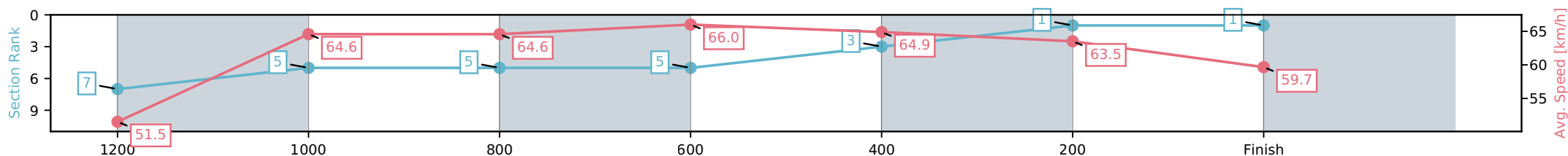
Horse/Jockey Name	Alabama Moonlight/Lacey Morrison
Finish Rank	1
Fastest Section Time (Section)	0:10.90 (800-600)
Top Speed [km/h] (Section)	66.6 (800-600)
Race State	Finished



Townsville QLD --Professional-2026-05-08
 Race 8: BRISBANE 2032 OLYMPICS IN TOWNSVILLE
 BENCHMARK 60 Handicap - 1400m
 08 May 2026 - 4:05PM
 Track Rating: Soft 5, Weather: Fine, Rail Position: +2m 1000m-W/Post,
 +4m Remainder



Section	L1400	L1200	L1000	L800	L600	L400	L200
Section Times	1:22.04 (0:14.04)	1:08.00 [5] (0:11.15)	0:56.85 [5] (0:11.16)	0:45.69 [5] (0:10.90)	0:34.79 [3] (0:11.21)	0:23.58 [1] (0:11.43)	0:12.15 [1] (0:12.15)
Average Speed [km/h]	51.5	64.6	64.6	66.0	64.9	63.5	59.7
Top Speed [km/h]	65.6	65.8	66.2	66.6	65.9	64.8	62.0
Avg. Dist. to Rail [m]	0.8	0.5	0.5	0.5	2.2	4.5	4.6
Avg. Stride Freq. [Hz]	2.4	2.3	2.3	2.3	2.3	2.4	2.3
Avg. Stride Length [m]	6.7	7.9	7.9	8.1	8.0	7.5	7.4



- [] Ranking at each section and finish
- :-:- No data available at this section
- NA No data available

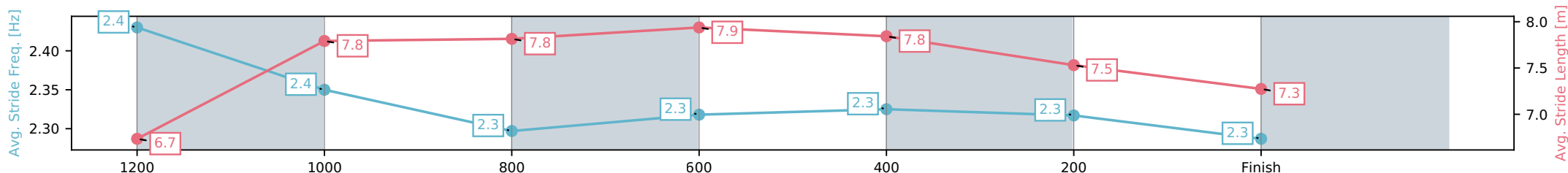
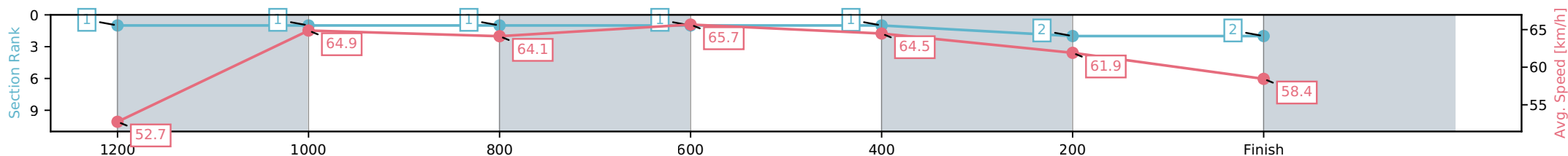
Horse/Jockey Name	Parch/Tasha Chambers
Finish Rank	2
Fastest Section Time (Section)	0:10.97 (800-600)
Top Speed [km/h] (Section)	66.6 (600-400)
Race State	Finished



Townsville QLD --Professional-2026-05-08
 Race 8: BRISBANE 2032 OLYMPICS IN TOWNSVILLE
 BENCHMARK 60 Handicap - 1400m
 08 May 2026 - 4:05PM
 Track Rating: Soft 5, Weather: Fine, Rail Position: +2m 1000m-W/Post,
 +4m Remainder



Section	L1400	L1200	L1000	L800	L600	L400	L200
Section Times	1:22.21 (0:13.68)	1:08.53 [1] (0:11.12)	0:57.41 [1] (0:11.26)	0:46.15 [1] (0:10.97)	0:35.18 [1] (0:11.24)	0:23.93 [2] (0:11.68)	0:12.26 [2] (0:12.26)
Average Speed [km/h]	52.7	64.9	64.1	65.7	64.5	61.9	58.4
Top Speed [km/h]	65.9	66.3	65.5	66.5	66.6	62.7	60.8
Avg. Dist. to Rail [m]	6.7	0.4	0.9	0.4	1.4	2.2	2.5
Avg. Stride Freq. [Hz]	2.4	2.4	2.3	2.3	2.3	2.3	2.3
Avg. Stride Length [m]	6.7	7.8	7.8	7.9	7.8	7.5	7.3



[] Ranking at each section and finish
 -:-:- No data available at this section
 NA No data available

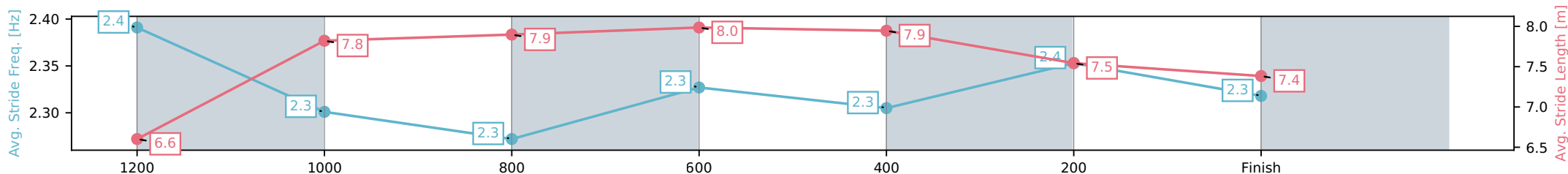
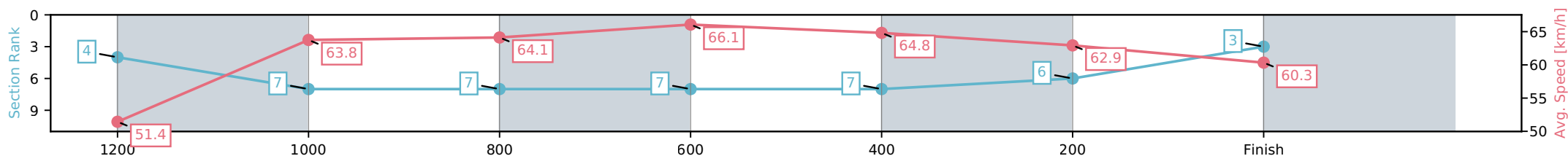
Horse/Jockey Name	Looming One/Chris Whiteley
Finish Rank	3
Fastest Section Time (Section)	0:10.98 (800-600)
Top Speed [km/h] (Section)	66.5 (800-600)
Race State	Finished



Townsville QLD --Professional-2026-05-08
 Race 8: BRISBANE 2032 OLYMPICS IN TOWNSVILLE
 BENCHMARK 60 Handicap - 1400m
 08 May 2026 - 4:05PM
 Track Rating: Soft 5, Weather: Fine, Rail Position: +2m 1000m-W/Post,
 +4m Remainder



Section	L1400	L1200	L1000	L800	L600	L400	L200
Section Times	1:22.24 (0:14.00)	1:08.24 [7] (0:11.32)	0:56.92 [7] (0:11.38)	0:45.55 [7] (0:10.98)	0:34.56 [7] (0:11.24)	0:23.33 [6] (0:11.48)	0:11.85 [3] (0:11.85)
Average Speed [km/h]	51.4	63.8	64.1	66.1	64.8	62.9	60.3
Top Speed [km/h]	64.8	64.8	66.3	66.5	66.0	64.1	61.6
Avg. Dist. to Rail [m]	7.3	2.8	2.7	1.9	2.1	2.5	4.0
Avg. Stride Freq. [Hz]	2.4	2.3	2.3	2.3	2.3	2.4	2.3
Avg. Stride Length [m]	6.6	7.8	7.9	8.0	7.9	7.5	7.4



- [] Ranking at each section and finish
- :-:- No data available at this section
- NA No data available

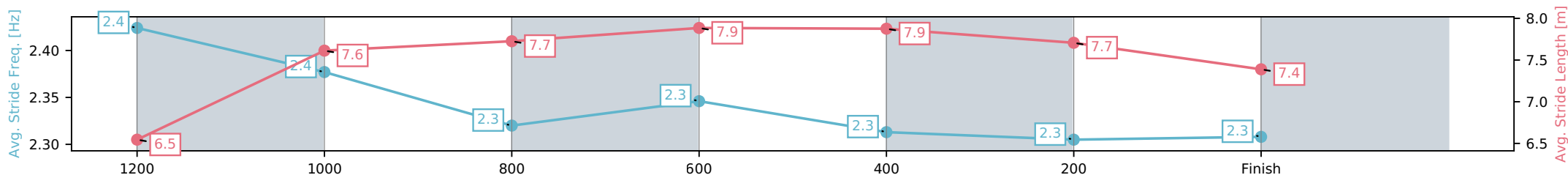
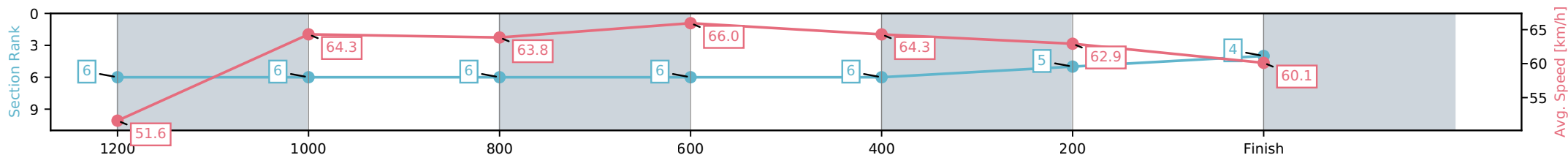
Horse/Jockey Name	Talons/Courtney Bellamy
Finish Rank	4
Fastest Section Time (Section)	0:10.91 (800-600)
Top Speed [km/h] (Section)	66.4 (800-600)
Race State	Finished



Townsville QLD --Professional-2026-05-08
 Race 8: BRISBANE 2032 OLYMPICS IN TOWNSVILLE
 BENCHMARK 60 Handicap - 1400m
 08 May 2026 - 4:05PM
 Track Rating: Soft 5, Weather: Fine, Rail Position: +2m 1000m-W/Post,
 +4m Remainder



Section	L1400	L1200	L1000	L800	L600	L400	L200
Section Times	1:22.26 (0:14.03)	1:08.23 [6] (0:11.20)	0:57.03 [6] (0:11.32)	0:45.71 [6] (0:10.91)	0:34.80 [6] (0:11.26)	0:23.54 [5] (0:11.48)	0:12.06 [4] (0:12.06)
Average Speed [km/h]	51.6	64.3	63.8	66.0	64.3	62.9	60.1
Top Speed [km/h]	64.3	64.8	65.2	66.4	65.4	63.7	61.8
Avg. Dist. to Rail [m]	0.7	0.2	0.9	0.2	1.2	2.9	4.4
Avg. Stride Freq. [Hz]	2.4	2.4	2.3	2.3	2.3	2.3	2.3
Avg. Stride Length [m]	6.5	7.6	7.7	7.9	7.9	7.7	7.4



- [] Ranking at each section and finish
- :-:- No data available at this section
- NA No data available

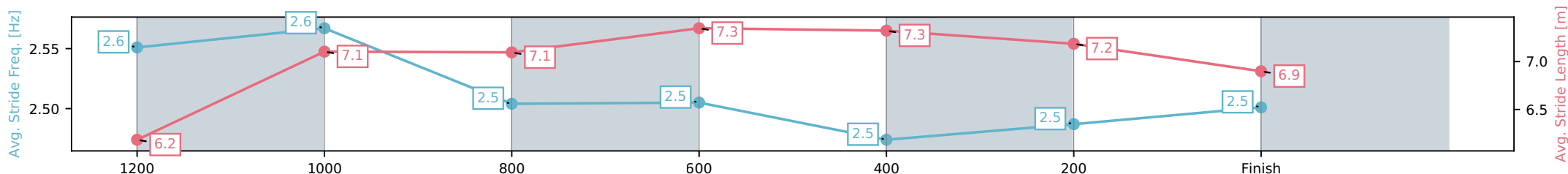
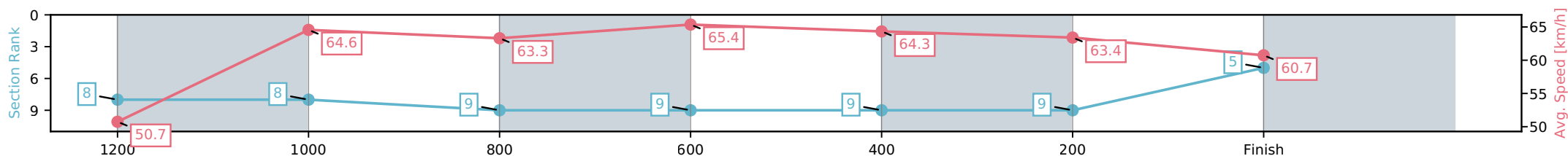
Horse/Jockey Name	Fools Play/Fiona Sandkuhl
Finish Rank	5
Fastest Section Time (Section)	0:11.05 (800-600)
Top Speed [km/h] (Section)	66.4 (1200-1000)
Race State	Finished



Townsville QLD --Professional-2026-05-08
 Race 8: BRISBANE 2032 OLYMPICS IN TOWNSVILLE
 BENCHMARK 60 Handicap - 1400m
 08 May 2026 - 4:05PM
 Track Rating: Soft 5, Weather: Fine, Rail Position: +2m 1000m-W/Post,
 +4m Remainder



Section	L1400	L1200	L1000	L800	L600	L400	L200
Section Times	1:22.49 (0:14.39)	1:08.10 [8] (0:11.16)	0:56.95 [9] (0:11.46)	0:45.49 [9] (0:11.05)	0:34.44 [9] (0:11.27)	0:23.17 [9] (0:11.43)	0:11.74 [5] (0:11.74)
Average Speed [km/h]	50.7	64.6	63.3	65.4	64.3	63.4	60.7
Top Speed [km/h]	65.6	66.4	65.1	66.0	65.4	64.2	62.7
Avg. Dist. to Rail [m]	2.2	1.0	1.4	0.7	1.6	5.0	9.2
Avg. Stride Freq. [Hz]	2.6	2.6	2.5	2.5	2.5	2.5	2.5
Avg. Stride Length [m]	6.2	7.1	7.1	7.3	7.3	7.2	6.9



[] Ranking at each section and finish
 -:-:- No data available at this section
 NA No data available

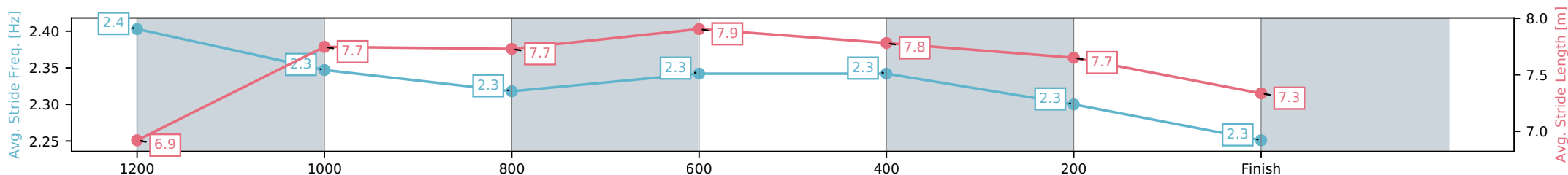
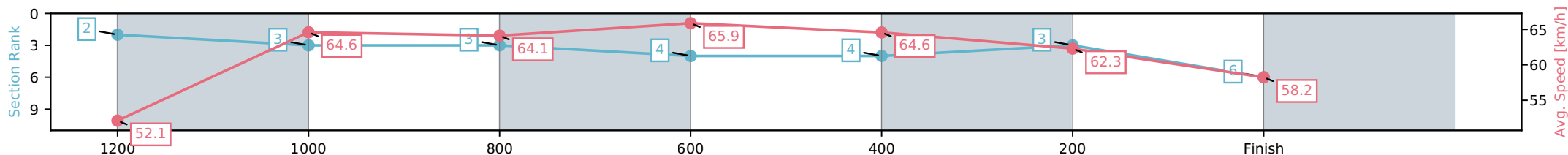
Horse/Jockey Name	Ellis Beach/Aidan Holt
Finish Rank	6
Fastest Section Time (Section)	0:10.96 (800-600)
Top Speed [km/h] (Section)	66.9 (800-600)
Race State	Finished



Townsville QLD --Professional-2026-05-08
 Race 8: BRISBANE 2032 OLYMPICS IN TOWNSVILLE
 BENCHMARK 60 Handicap - 1400m
 08 May 2026 - 4:05PM
 Track Rating: Soft 5, Weather: Fine, Rail Position: +2m 1000m-W/Post,
 +4m Remainder



Section	L1400	L1200	L1000	L800	L600	L400	L200
Section Times	1:22.51 (0:13.89)	1:08.62 [3] (0:11.16)	0:57.46 [3] (0:11.23)	0:46.22 [4] (0:10.96)	0:35.27 [4] (0:11.23)	0:24.04 [3] (0:11.61)	0:12.43 [6] (0:12.43)
Average Speed [km/h]	52.1	64.6	64.1	65.9	64.6	62.3	58.2
Top Speed [km/h]	65.4	65.6	66.0	66.9	65.7	63.5	60.6
Avg. Dist. to Rail [m]	3.2	0.9	0.3	0.9	1.5	2.2	2.3
Avg. Stride Freq. [Hz]	2.4	2.3	2.3	2.3	2.3	2.3	2.3
Avg. Stride Length [m]	6.9	7.7	7.7	7.9	7.8	7.7	7.3



- [] Ranking at each section and finish
- :-:- No data available at this section
- NA No data available

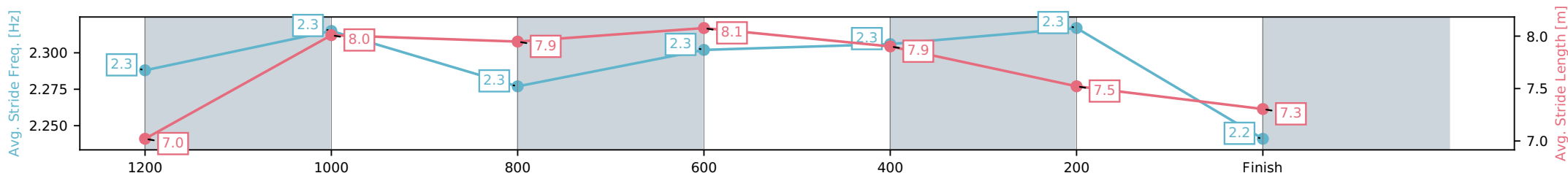
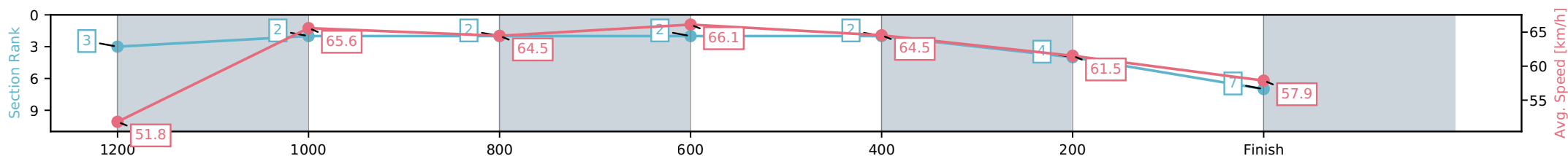
Horse/Jockey Name	Divine Diamonds/Ashley Butler
Finish Rank	7
Fastest Section Time (Section)	0:10.95 (800-600)
Top Speed [km/h] (Section)	67.0 (1200-1000)
Race State	Finished



Townsville QLD --Professional-2026-05-08
 Race 8: BRISBANE 2032 OLYMPICS IN TOWNSVILLE
 BENCHMARK 60 Handicap - 1400m
 08 May 2026 - 4:05PM
 Track Rating: Soft 5, Weather: Fine, Rail Position: +2m 1000m-W/Post,
 +4m Remainder



Section	L1400	L1200	L1000	L800	L600	L400	L200
Section Times	1:22.66 (0:13.96)	1:08.70 [2] (0:10.97)	0:57.73 [2] (0:11.25)	0:46.48 [2] (0:10.95)	0:35.54 [2] (0:11.26)	0:24.28 [4] (0:11.76)	0:12.52 [7] (0:12.52)
Average Speed [km/h]	51.8	65.6	64.5	66.1	64.5	61.5	57.9
Top Speed [km/h]	66.9	67.0	65.3	66.9	65.9	63.1	61.3
Avg. Dist. to Rail [m]	2.4	0.5	1.4	1.0	2.2	2.5	3.3
Avg. Stride Freq. [Hz]	2.3	2.3	2.3	2.3	2.3	2.3	2.2
Avg. Stride Length [m]	7.0	8.0	7.9	8.1	7.9	7.5	7.3



- [] Ranking at each section and finish
- :-:- No data available at this section
- NA No data available

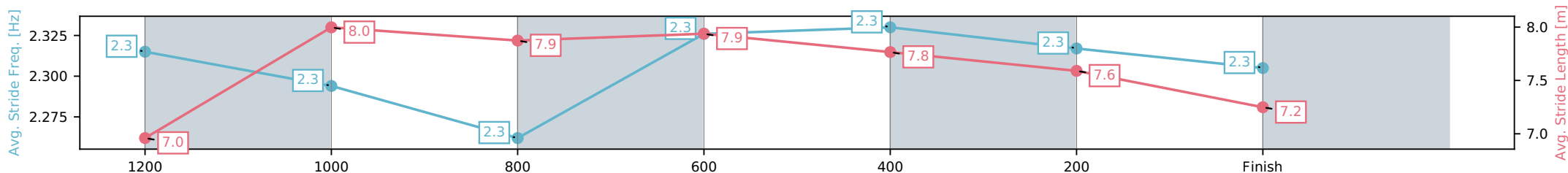
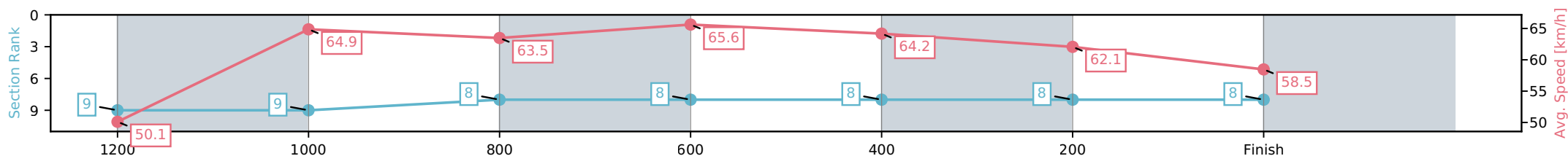
Horse/Jockey Name	Read 'Em And Weep/Ivo Fry
Finish Rank	8
Fastest Section Time (Section)	0:10.89 (800-600)
Top Speed [km/h] (Section)	67.0 (1200-1000)
Race State	Finished



Townsville QLD --Professional-2026-05-08
 Race 8: BRISBANE 2032 OLYMPICS IN TOWNSVILLE
 BENCHMARK 60 Handicap - 1400m
 08 May 2026 - 4:05PM
 Track Rating: Soft 5, Weather: Fine, Rail Position: +2m 1000m-W/Post,
 +4m Remainder



Section	L1400	L1200	L1000	L800	L600	L400	L200
Section Times	1:22.93 (0:14.48)	1:08.45 [9] (0:11.10)	0:57.36 [8] (0:11.31)	0:46.04 [8] (0:10.89)	0:35.15 [8] (0:11.22)	0:23.93 [8] (0:11.64)	0:12.29 [8] (0:12.29)
Average Speed [km/h]	50.1	64.9	63.5	65.6	64.2	62.1	58.5
Top Speed [km/h]	66.6	67.0	65.2	66.2	65.6	63.4	61.4
Avg. Dist. to Rail [m]	2.6	1.2	0.6	1.4	0.5	3.9	6.6
Avg. Stride Freq. [Hz]	2.3	2.3	2.3	2.3	2.3	2.3	2.3
Avg. Stride Length [m]	7.0	8.0	7.9	7.9	7.8	7.6	7.2



- [] Ranking at each section and finish
- :-:- No data available at this section
- NA No data available

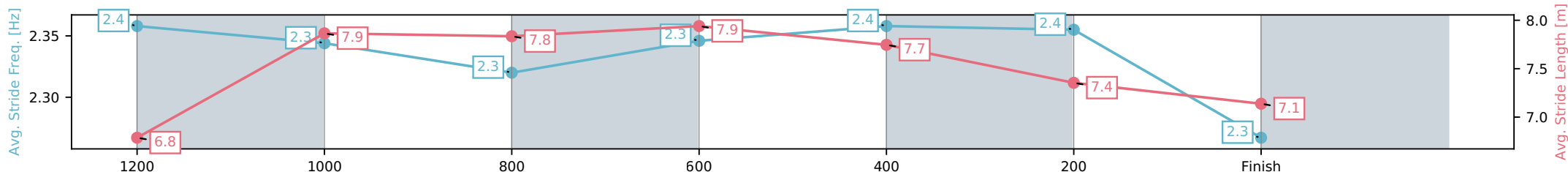
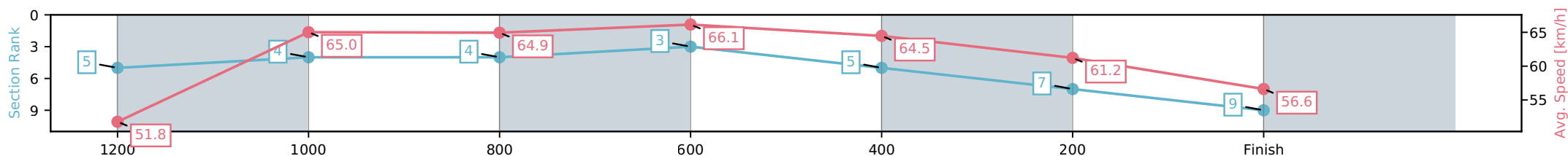
Horse/Jockey Name	Tymon/Wanderson D'Avila
Finish Rank	9
Fastest Section Time (Section)	0:10.93 (800-600)
Top Speed [km/h] (Section)	67.7 (1200-1000)
Race State	Finished



Townsville QLD --Professional-2026-05-08
 Race 8: BRISBANE 2032 OLYMPICS IN TOWNSVILLE
 BENCHMARK 60 Handicap - 1400m
 08 May 2026 - 4:05PM
 Track Rating: Soft 5, Weather: Fine, Rail Position: +2m 1000m-W/Post,
 +4m Remainder



Section	L1400	L1200	L1000	L800	L600	L400	L200
Section Times	1:23.19 (0:14.00)	1:09.19 [4] (0:11.10)	0:58.09 [4] (0:11.19)	0:46.90 [3] (0:10.93)	0:35.96 [5] (0:11.30)	0:24.67 [7] (0:11.87)	0:12.80 [9] (0:12.80)
Average Speed [km/h]	51.8	65.0	64.9	66.1	64.5	61.2	56.6
Top Speed [km/h]	67.7	67.7	66.6	66.6	66.0	63.7	59.0
Avg. Dist. to Rail [m]	5.6	2.8	2.2	0.9	2.5	5.1	5.5
Avg. Stride Freq. [Hz]	2.4	2.3	2.3	2.3	2.4	2.4	2.3
Avg. Stride Length [m]	6.8	7.9	7.8	7.9	7.7	7.4	7.1



[] Ranking at each section and finish
 -:-:- No data available at this section
 NA No data available



Townsville QLD

Race 9: KEY MOTORS AMATEURS TROPHY OPEN Handicap - 1400m

08 May 2026 - 4:50PM

Track Rating: Soft 5, Weather: Fine, Rail Position: +2m 1000m-W/Post, +4m Remainder



Field Times (Race Tempo) 1:21.67 (0:13.66) 1:08.01 (0:10.89) 0:57.12 (0:11.38) 0:45.74 (0:11.33) 0:34.41 (0:11.40) 0:23.01 (0:11.20) 0:11.82 (0:11.82)

Rank	TAB#	Horse	Overall Time	First 400m	Top Speed km/h (Section)	L1400	L1200	L1000	L800	L600	L400	L200	
	(BAR#)	Jockey	Margin (DT-W)	Last 600m	Fastest Section (Time)	Start - 1200	1200 - 1000	1000 - 800	800 - 600	600 - 400	400 - 200	200 - Finish	
1	5	Smart Legend	1:21.67	0:24.56	67.5 (1200-1000)	1:21.67	1:08.01 [1]	0:57.12 [2]	0:45.66 [2]	0:34.31 [2]	0:23.01 [1]	0:11.82 [1]	
	(12)	Sean Cormack		0:34.32	1200-1000 (0:10.90)	0:13.66	0:10.90	0:11.45	0:11.35	0:11.30	0:11.20	0:11.82	
2	8	Astra Star	1:21.77	0:25.07	66.2 (600-400)	1:21.77	1:07.80 [6]	0:56.70 [7]	0:45.24 [7]	0:33.95 [7]	0:22.76 [6]	0:11.66 [5]	
	(3)	Chris Whiteley	0.6L (+1)	0:33.95	1200-1000 (0:11.10)	0:13.97	0:11.10	0:11.46	0:11.29	0:11.19	0:11.10	0:11.66	
3	9	Going Nuclear	1:21.87	0:25.39	67.1 (600-400)	1:21.87	1:07.68 [8]	0:56.48 [9]	0:45.05 [9]	0:33.84 [10]	0:22.67 [9]	0:11.61 [7]	
	(6)	Tasha Chambers	1.2L (+4)	0:33.85	400-200 (0:11.06)	0:14.19	0:11.20	0:11.44	0:11.20	0:11.18	0:11.06	0:11.61	
4	6	Russian Mint	1:21.93	0:24.54	67.1 (1200-1000)	1:21.93	1:08.27 [2]	0:57.38 [1]	0:46.00 [1]	0:34.67 [1]	0:23.19 [3]	0:11.91 [2]	
	(11)	Tahlia Fenlon	1.5L (-8)	0:34.67	1200-1000 (0:10.88)	0:13.66	0:10.88	0:11.38	0:11.33	0:11.48	0:11.28	0:11.91	
5	2	Beau Rain	1:21.96	0:24.78	68.0 (1200-1000)	1:21.96	1:08.14 [4]	0:57.18 [3]	0:45.67 [5]	0:34.41 [5]	0:23.14 [5]	0:11.83 [6]	
	(9)	Nathan Thomas	1.7L (-2)	0:34.41	1200-1000 (0:10.96)	0:13.82	0:10.96	0:11.51	0:11.26	0:11.27	0:11.31	0:11.83	
6	4	Armour Force	1:22.03	0:25.02	66.2 (1200-1000)	1:22.03	1:08.06 [7]	0:57.01 [6]	0:45.60 [6]	0:34.36 [6]	0:22.99 [7]	0:11.76 [8]	
	(2)	Aidan Holt	2.1L (-7)	0:34.37	1200-1000 (0:11.05)	0:13.97	0:11.05	0:11.41	0:11.24	0:11.37	0:11.24	0:11.76	
7	11	Central Park	1:22.04	0:25.28	67.1 (1200-1000)	1:22.04	1:07.80 [10]	0:56.75 [8]	0:45.35 [8]	0:34.11 [8]	0:22.87 [8]	0:11.75 [9]	
	(1)	Courtney Bellamy	2.1L (-4)	0:34.11	1200-1000 (0:11.04)	0:14.24	0:11.04	0:11.40	0:11.24	0:11.24	0:11.12	0:11.75	
8	3	Burraneer Buoy	1:22.06	0:25.96	67.1 (600-400)	1:22.06	1:07.57 [12]	0:56.10 [12]	0:44.92 [13]	0:33.88 [12]	0:22.76 [10]	0:11.60 [11]	
	(13)	Ivo Fry	2.2L (+0)	0:33.88	800-600 (0:11.04)	0:14.49	0:11.47	0:11.18	0:11.04	0:11.12	0:11.16	0:11.60	
9	12	John Joseph	1:22.13	0:24.78	66.3 (1200-1000)	1:22.13	1:08.34 [3]	0:57.35 [4]	0:45.99 [3]	0:34.65 [4]	0:23.31 [4]	0:12.04 [4]	
	(5)	Lacey Morrison	2.7L (-6)	0:34.65	1200-1000 (0:10.99)	0:13.79	0:10.99	0:11.36	0:11.34	0:11.34	0:11.27	0:12.04	
10	10	Outsmarted	1:22.19	0:25.80	67.0 (1000-800)	1:22.19	1:07.81 [11]	0:56.38 [11]	0:45.22 [11]	0:34.05 [11]	0:22.84 [12]	0:11.78 [10]	
	(4)	Wanderson D'Avila	3.0L (-7)	0:34.05	400-200 (0:11.06)	0:14.38	0:11.42	0:11.16	0:11.18	0:11.21	0:11.06	0:11.78	

Report Created: Fri 08 May 2026

(Note: Races are conducted over an approximate distance as close as possible to the advertised distance, and recorded data may vary accordingly. Official times refer to race times only and do not include handicap times.)

[] Position in running at each section and finish TAB# Saddle cloth number

-:-:- No data available at this section

NA No data available

DNT Did not track

BAR# Barrier/Gate Position

DNF Did not finish

DT-W Distance travelled compared to winner in metres

Fastest split

Fastest section



Townsville QLD

Race 9: KEY MOTORS AMATEURS TROPHY OPEN Handicap - 1400m

08 May 2026 - 4:50PM

Track Rating: Soft 5, Weather: Fine, Rail Position: +2m 1000m-W/Post, +4m Remainder



Field Times (Race Tempo) 1:21.67 (0:13.66) 1:08.01 (0:10.89) 0:57.12 (0:11.38) 0:45.74 (0:11.33) 0:34.41 (0:11.40) 0:23.01 (0:11.20) 0:11.82 (0:11.82)

Rank	TAB#	Horse	Overall Time	First 400m	Top Speed km/h (Section)	L1400	L1200	L1000	L800	L600	L400	L200	
	(BAR#)	Jockey	Margin (DT-W)	Last 600m	Fastest Section (Time)	Start - 1200	1200 - 1000	1000 - 800	800 - 600	600 - 400	400 - 200	200 - Finish	
11	7	Sweet Kisses	1:22.31	0:24.99	65.7 (1400 - 1200)	1:22.31	1:08.39 [5]	0:57.32 [5]	0:46.04 [4]	0:34.88 [3]	0:23.61 [2]	0:12.24 [3]	
	(10)	Fiona Sandkuhl	3.7L (+0)	0:34.88	1200-1000 (0:11.07)	(0:13.92)	(0:11.07)	(0:11.28)	(0:11.16)	(0:11.26)	(0:11.38)	(0:12.24)	
12	13	Chartwell	1:22.32	0:26.00	67.3 (800-600)	1:22.32	1:07.78 [13]	0:56.32 [13]	0:45.25 [12]	0:34.11 [13]	0:22.84 [13]	0:11.69 [12]	
	(8)	Adam Sewell	3.8L (-5)	0:34.11	1000-800 (0:11.07)	(0:14.54)	(0:11.46)	(0:11.07)	(0:11.14)	(0:11.27)	(0:11.15)	(0:11.69)	
13	1	Hopeful	1:23.59	0:25.65	66.2 (800-600)	1:23.59	1:09.38 [9]	0:57.95 [10]	0:46.67 [10]	0:35.60 [9]	0:24.27 [11]	0:12.86 [13]	
	(7)	Michael Murphy	11.3L (+2)	0:35.59	800-600 (0:11.07)	(0:14.22)	(0:11.43)	(0:11.28)	(0:11.07)	(0:11.32)	(0:11.41)	(0:12.86)	

Report Created: Fri 08 May 2026

(Note: Races are conducted over an approximate distance as close as possible to the advertised distance, and recorded data may vary accordingly. Official times refer to race times only and do not include handicap times.)

[] Position in running at each section and finish TAB# Saddle cloth number

-:--:-- No data available at this section

NA No data available

DNT Did not track

BAR# Barrier/Gate Position

DNF Did not finish

DT-W Distance travelled compared to winner in metres

Fastest split

Fastest section

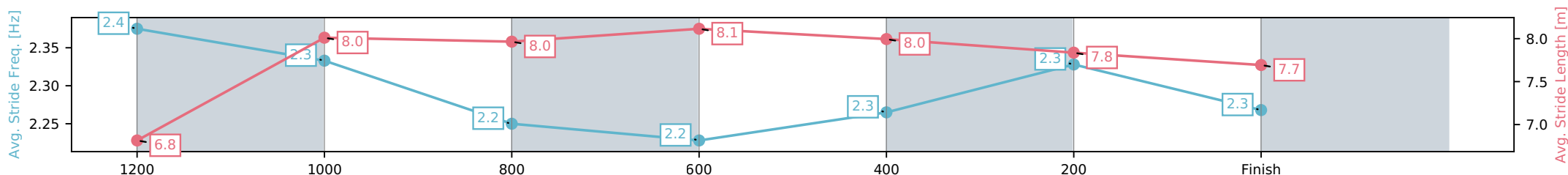
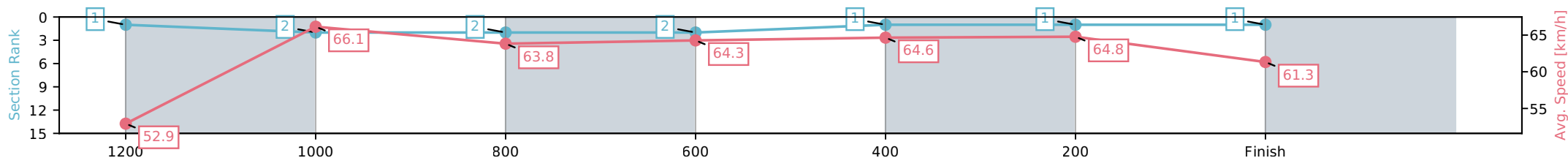
Horse/Jockey Name	Smart Legend/Sean Cormack
Finish Rank	1
Fastest Section Time (Section)	0:10.90 (1200-1000)
Top Speed [km/h] (Section)	67.5 (1200-1000)
Race State	Finished



Townsville QLD --Professional-2026-05-08
 Race 9: KEY MOTORS AMATEURS TROPHY OPEN Handicap
 - 1400m
 08 May 2026 - 4:50PM
 Track Rating: Soft 5, Weather: Fine, Rail Position: +2m 1000m-W/Post,
 +4m Remainder



Section	L1400	L1200	L1000	L800	L600	L400	L200
Section Times	1:21.67 (0:13.66)	1:08.01 [2] (0:10.90)	0:57.12 [2] (0:11.45)	0:45.66 [2] (0:11.35)	0:34.31 [1] (0:11.30)	0:23.01 [1] (0:11.20)	0:11.82 [1] (0:11.82)
Average Speed [km/h]	52.9	66.1	63.8	64.3	64.6	64.8	61.3
Top Speed [km/h]	67.0	67.5	64.5	64.6	65.2	65.5	63.7
Avg. Dist. to Rail [m]	9.2	1.9	3.0	2.7	3.1	4.0	6.6
Avg. Stride Freq. [Hz]	2.4	2.3	2.2	2.2	2.3	2.3	2.3
Avg. Stride Length [m]	6.8	8.0	8.0	8.1	8.0	7.8	7.7



[] Ranking at each section and finish
 -:-:- No data available at this section
 NA No data available

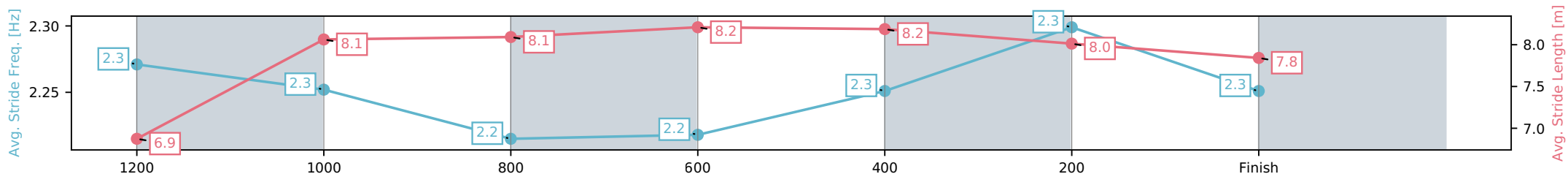
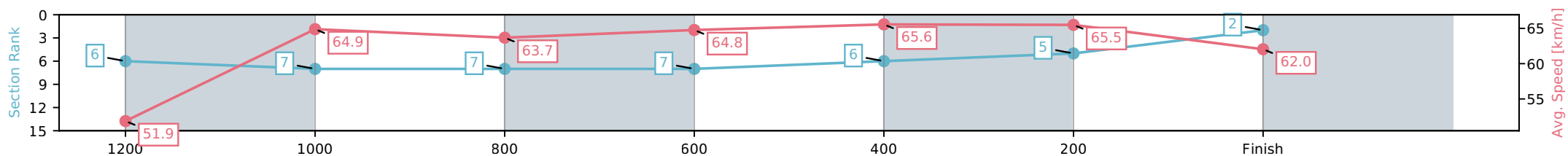
Horse/Jockey Name	Astra Star/Chris Whiteley
Finish Rank	2
Fastest Section Time (Section)	0:11.10 (1200-1000)
Top Speed [km/h] (Section)	66.2 (600-400)
Race State	Finished



Townsville QLD --Professional-2026-05-08
 Race 9: KEY MOTORS AMATEURS TROPHY OPEN Handicap
 - 1400m
 08 May 2026 - 4:50PM
 Track Rating: Soft 5, Weather: Fine, Rail Position: +2m 1000m-W/Post,
 +4m Remainder



Section	L1400	L1200	L1000	L800	L600	L400	L200
Section Times	1:21.77 (0:13.97)	1:07.80 [7] (0:11.10)	0:56.70 [7] (0:11.46)	0:45.24 [7] (0:11.29)	0:33.95 [6] (0:11.19)	0:22.76 [5] (0:11.10)	0:11.66 [2] (0:11.66)
Average Speed [km/h]	51.9	64.9	63.7	64.8	65.6	65.5	62.0
Top Speed [km/h]	63.0	65.8	64.5	65.6	66.2	66.0	63.9
Avg. Dist. to Rail [m]	2.0	0.7	2.7	3.2	4.0	5.7	8.4
Avg. Stride Freq. [Hz]	2.3	2.3	2.2	2.2	2.3	2.3	2.3
Avg. Stride Length [m]	6.9	8.1	8.1	8.2	8.2	8.0	7.8



- [] Ranking at each section and finish
- :-:- No data available at this section
- NA No data available

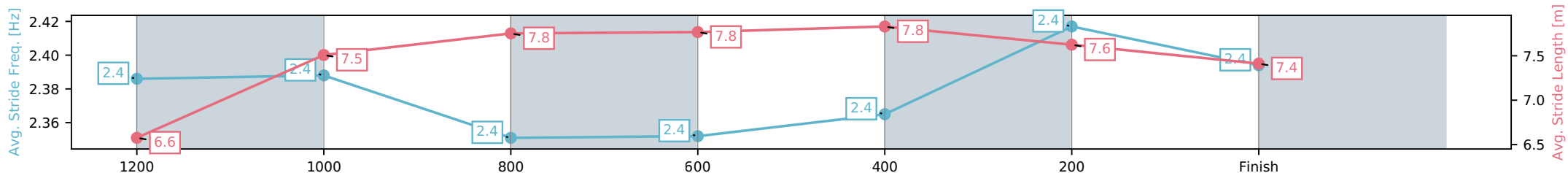
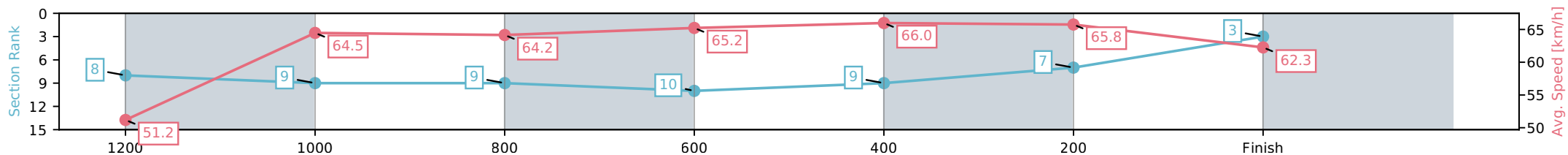
Horse/Jockey Name	Going Nuclear/Tasha Chambers
Finish Rank	3
Fastest Section Time (Section)	0:11.06 (400-200)
Top Speed [km/h] (Section)	67.1 (600-400)
Race State	Finished



Townsville QLD --Professional-2026-05-08
 Race 9: KEY MOTORS AMATEURS TROPHY OPEN Handicap
 - 1400m
 08 May 2026 - 4:50PM
 Track Rating: Soft 5, Weather: Fine, Rail Position: +2m 1000m-W/Post,
 +4m Remainder



Section	L1400	L1200	L1000	L800	L600	L400	L200
Section Times	1:21.87 (0:14.19)	1:07.68 [9] (0:11.20)	0:56.48 [9] (0:11.44)	0:45.05 [10] (0:11.20)	0:33.84 [9] (0:11.18)	0:22.67 [7] (0:11.06)	0:11.61 [3] (0:11.61)
Average Speed [km/h]	51.2	64.5	64.2	65.2	66.0	65.8	62.3
Top Speed [km/h]	61.3	65.9	66.6	66.4	67.1	66.4	65.1
Avg. Dist. to Rail [m]	4.3	2.1	3.9	3.2	5.0	6.3	8.6
Avg. Stride Freq. [Hz]	2.4	2.4	2.4	2.4	2.4	2.4	2.4
Avg. Stride Length [m]	6.6	7.5	7.8	7.8	7.8	7.6	7.4



- [] Ranking at each section and finish
- :-:- No data available at this section
- NA No data available

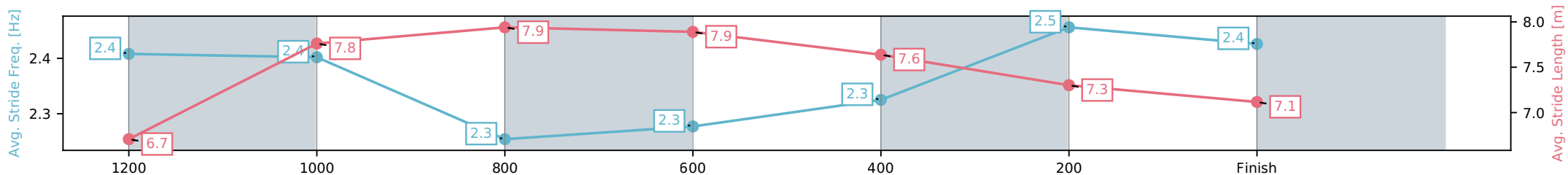
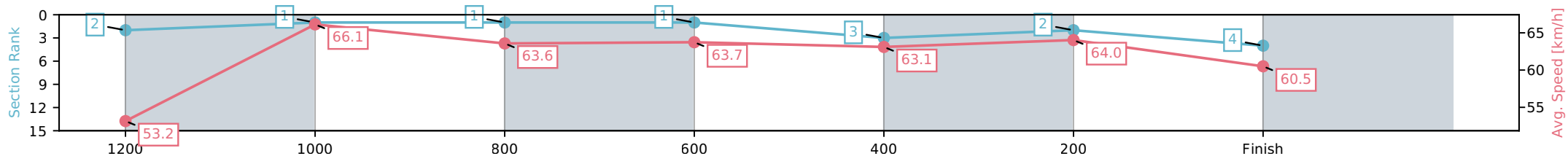
Horse/Jockey Name	Russian Mint/Tahlia Fenlon
Finish Rank	4
Fastest Section Time (Section)	0:10.88 (1200-1000)
Top Speed [km/h] (Section)	67.1 (1200-1000)
Race State	Finished



Townsville QLD --Professional-2026-05-08
 Race 9: KEY MOTORS AMATEURS TROPHY OPEN Handicap
 - 1400m
 08 May 2026 - 4:50PM
 Track Rating: Soft 5, Weather: Fine, Rail Position: +2m 1000m-W/Post,
 +4m Remainder



Section	L1400	L1200	L1000	L800	L600	L400	L200
Section Times	1:21.93 (0:13.66)	1:08.27 [1] (0:10.88)	0:57.38 [1] (0:11.38)	0:46.00 [1] (0:11.33)	0:34.67 [3] (0:11.48)	0:23.19 [2] (0:11.28)	0:11.91 [4] (0:11.91)
Average Speed [km/h]	53.2	66.1	63.6	63.7	63.1	64.0	60.5
Top Speed [km/h]	66.3	67.1	64.7	64.3	63.7	64.6	63.9
Avg. Dist. to Rail [m]	7.9	0.6	0.9	0.7	1.4	2.0	3.9
Avg. Stride Freq. [Hz]	2.4	2.4	2.3	2.3	2.3	2.5	2.4
Avg. Stride Length [m]	6.7	7.8	7.9	7.9	7.6	7.3	7.1



- [] Ranking at each section and finish
- :-:- No data available at this section
- NA No data available

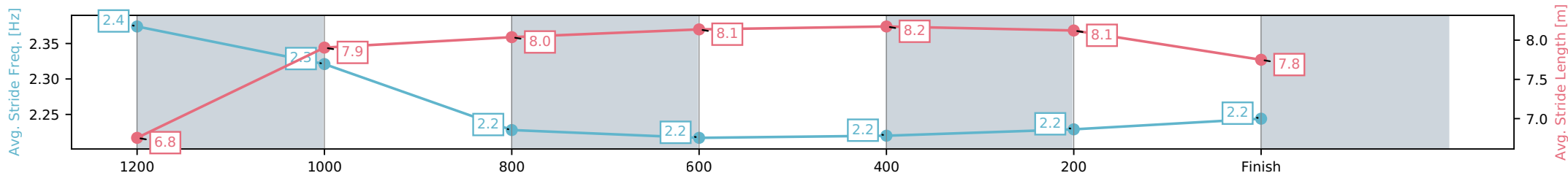
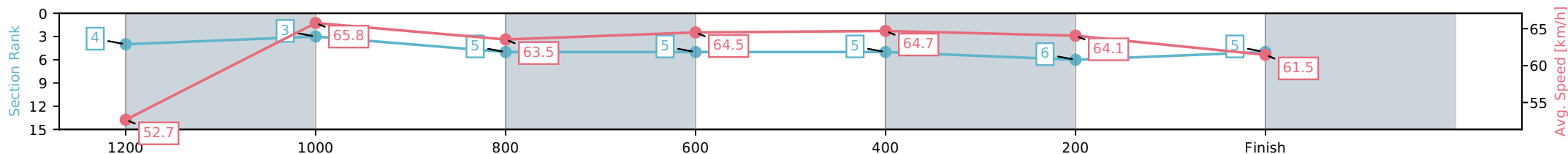
Horse/Jockey Name	Beau Rain/Nathan Thomas
Finish Rank	5
Fastest Section Time (Section)	0:10.96 (1200-1000)
Top Speed [km/h] (Section)	68.0 (1200-1000)
Race State	Finished



Townsville QLD --Professional-2026-05-08
 Race 9: KEY MOTORS AMATEURS TROPHY OPEN Handicap
 - 1400m
 08 May 2026 - 4:50PM
 Track Rating: Soft 5, Weather: Fine, Rail Position: +2m 1000m-W/Post,
 +4m Remainder



Section	L1400	L1200	L1000	L800	L600	L400	L200
Section Times	1:21.96 (0:13.82)	1:08.14 [3] (0:10.96)	0:57.18 [5] (0:11.51)	0:45.67 [5] (0:11.26)	0:34.41 [5] (0:11.27)	0:23.14 [6] (0:11.31)	0:11.83 [5] (0:11.83)
Average Speed [km/h]	52.7	65.8	63.5	64.5	64.7	64.1	61.5
Top Speed [km/h]	65.6	68.0	65.2	64.9	65.0	65.0	62.4
Avg. Dist. to Rail [m]	5.8	1.0	3.0	1.9	2.6	4.3	7.0
Avg. Stride Freq. [Hz]	2.4	2.3	2.2	2.2	2.2	2.2	2.2
Avg. Stride Length [m]	6.8	7.9	8.0	8.1	8.2	8.1	7.8



- [] Ranking at each section and finish
- :-:- No data available at this section
- NA No data available

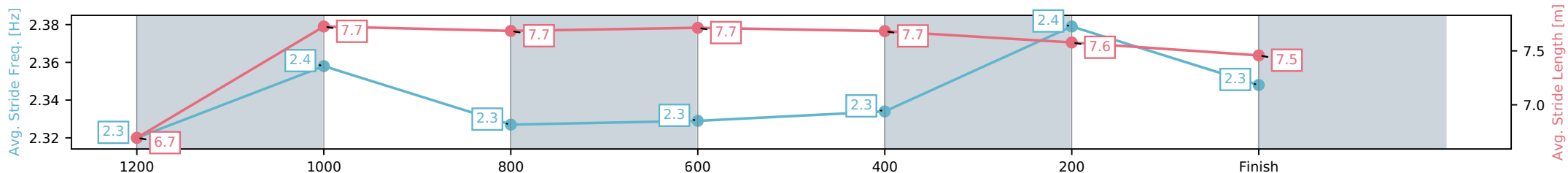
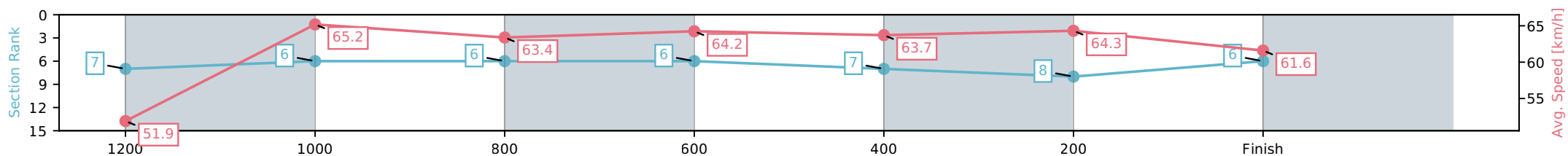
Horse/Jockey Name	Armour Force/Aidan Holt
Finish Rank	6
Fastest Section Time (Section)	0:11.05 (1200-1000)
Top Speed [km/h] (Section)	66.2 (1200-1000)
Race State	Finished



Townsville QLD --Professional-2026-05-08
 Race 9: KEY MOTORS AMATEURS TROPHY OPEN Handicap
 - 1400m
 08 May 2026 - 4:50PM
 Track Rating: Soft 5, Weather: Fine, Rail Position: +2m 1000m-W/Post,
 +4m Remainder



Section	L1400	L1200	L1000	L800	L600	L400	L200
Section Times	1:22.03 (0:13.97)	1:08.06 [6] (0:11.05)	0:57.01 [6] (0:11.41)	0:45.60 [6] (0:11.24)	0:34.36 [7] (0:11.37)	0:22.99 [8] (0:11.24)	0:11.76 [6] (0:11.76)
Average Speed [km/h]	51.9	65.2	63.4	64.2	63.7	64.3	61.6
Top Speed [km/h]	63.5	66.2	65.3	65.3	64.4	65.0	64.2
Avg. Dist. to Rail [m]	1.4	0.4	0.9	0.8	1.3	1.9	4.2
Avg. Stride Freq. [Hz]	2.3	2.4	2.3	2.3	2.3	2.4	2.3
Avg. Stride Length [m]	6.7	7.7	7.7	7.7	7.7	7.6	7.5



- [] Ranking at each section and finish
- :-:- No data available at this section
- NA No data available

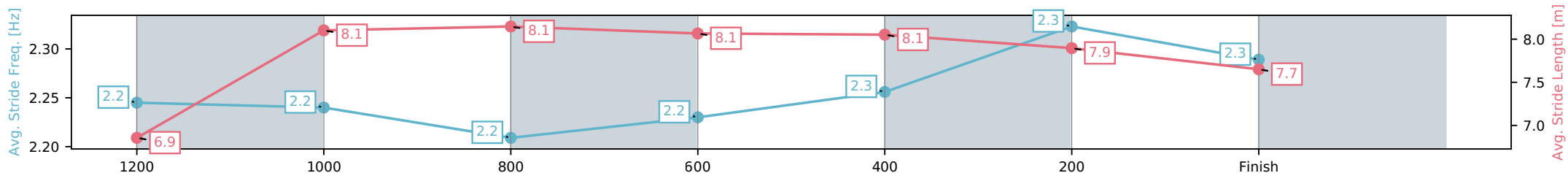
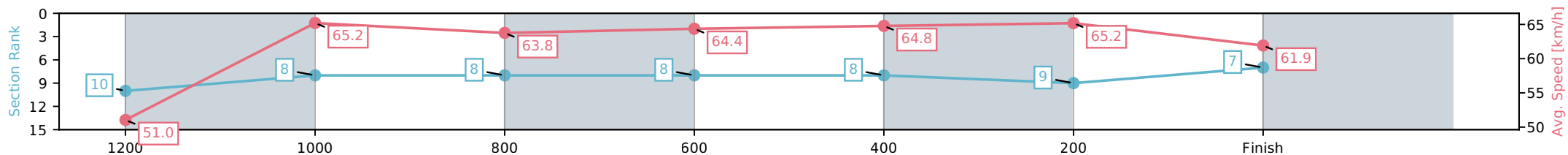
Horse/Jockey Name	Central Park/Courtney Bellamy
Finish Rank	7
Fastest Section Time (Section)	0:11.04 (1200-1000)
Top Speed [km/h] (Section)	67.1 (1200-1000)
Race State	Finished



Townsville QLD --Professional-2026-05-08
 Race 9: KEY MOTORS AMATEURS TROPHY OPEN Handicap
 - 1400m
 08 May 2026 - 4:50PM
 Track Rating: Soft 5, Weather: Fine, Rail Position: +2m 1000m-W/Post,
 +4m Remainder



Section	L1400	L1200	L1000	L800	L600	L400	L200
Section Times	1:22.04 (0:14.24)	1:07.80 [8] (0:11.04)	0:56.75 [8] (0:11.40)	0:45.35 [8] (0:11.24)	0:34.11 [8] (0:11.24)	0:22.87 [9] (0:11.12)	0:11.75 [7] (0:11.75)
Average Speed [km/h]	51.0	65.2	63.8	64.4	64.8	65.2	61.9
Top Speed [km/h]	64.1	67.1	64.9	64.9	65.2	65.5	64.2
Avg. Dist. to Rail [m]	0.8	0.3	1.9	0.9	2.2	5.1	8.5
Avg. Stride Freq. [Hz]	2.2	2.2	2.2	2.2	2.3	2.3	2.3
Avg. Stride Length [m]	6.9	8.1	8.1	8.1	8.1	7.9	7.7



- [] Ranking at each section and finish
- :-:- No data available at this section
- NA No data available

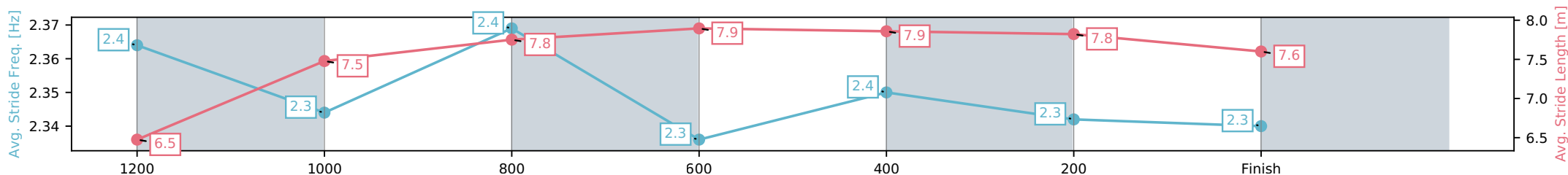
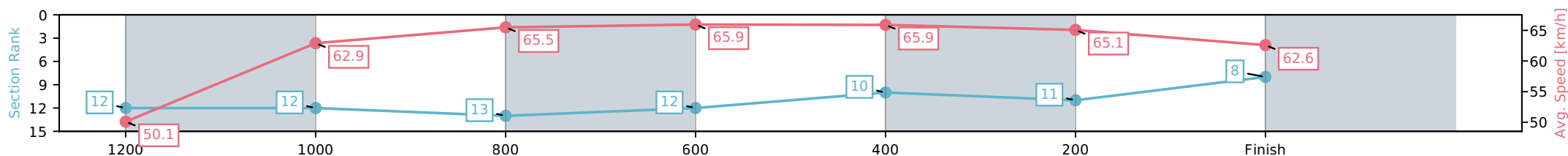
Horse/Jockey Name	Burraneer Buoy/Ivo Fry
Finish Rank	8
Fastest Section Time (Section)	0:11.04 (800-600)
Top Speed [km/h] (Section)	67.1 (600-400)
Race State	Finished



Townsville QLD --Professional-2026-05-08
 Race 9: KEY MOTORS AMATEURS TROPHY OPEN Handicap
 - 1400m
 08 May 2026 - 4:50PM
 Track Rating: Soft 5, Weather: Fine, Rail Position: +2m 1000m-W/Post,
 +4m Remainder



Section	L1400	L1200	L1000	L800	L600	L400	L200
Section Times	1:22.06 (0:14.49)	1:07.57 [12] (0:11.47)	0:56.10 [13] (0:11.18)	0:44.92 [12] (0:11.04)	0:33.88 [10] (0:11.12)	0:22.76 [11] (0:11.16)	0:11.60 [8] (0:11.60)
Average Speed [km/h]	50.1	62.9	65.5	65.9	65.9	65.1	62.6
Top Speed [km/h]	62.1	64.1	66.6	66.7	67.1	65.9	65.4
Avg. Dist. to Rail [m]	8.0	2.1	3.2	2.7	3.4	5.8	9.9
Avg. Stride Freq. [Hz]	2.4	2.3	2.4	2.3	2.4	2.3	2.3
Avg. Stride Length [m]	6.5	7.5	7.8	7.9	7.9	7.8	7.6



- [] Ranking at each section and finish
- :-:- No data available at this section
- NA No data available

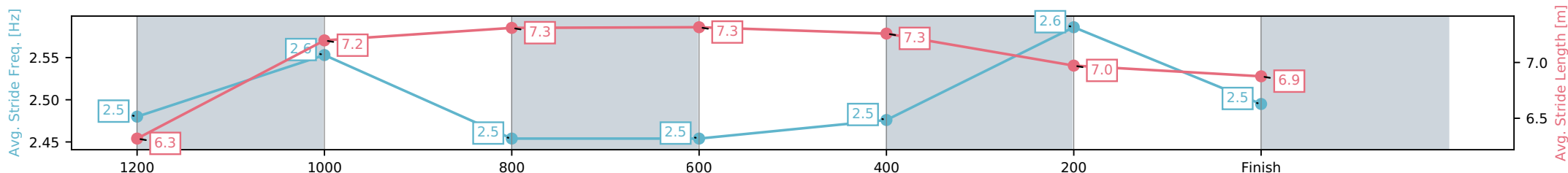
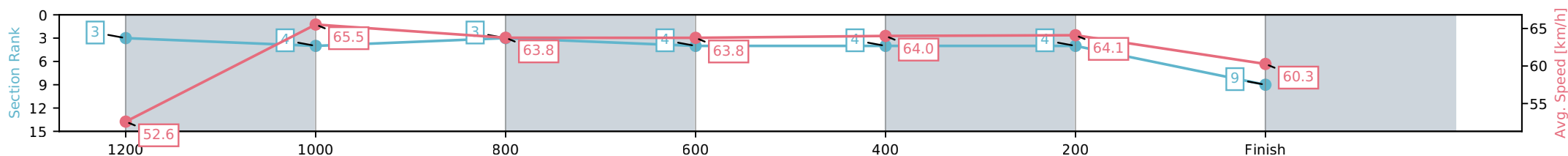
Horse/Jockey Name	John Joseph/Lacey Morrison
Finish Rank	9
Fastest Section Time (Section)	0:10.99 (1200-1000)
Top Speed [km/h] (Section)	66.3 (1200-1000)
Race State	Finished



Townsville QLD --Professional-2026-05-08
 Race 9: KEY MOTORS AMATEURS TROPHY OPEN Handicap
 - 1400m
 08 May 2026 - 4:50PM
 Track Rating: Soft 5, Weather: Fine, Rail Position: +2m 1000m-W/Post,
 +4m Remainder



Section	L1400	L1200	L1000	L800	L600	L400	L200
Section Times	1:22.13 (0:13.79)	1:08.34 [4] (0:10.99)	0:57.35 [3] (0:11.36)	0:45.99 [4] (0:11.34)	0:34.65 [4] (0:11.34)	0:23.31 [4] (0:11.27)	0:12.04 [9] (0:12.04)
Average Speed [km/h]	52.6	65.5	63.8	63.8	64.0	64.1	60.3
Top Speed [km/h]	64.0	66.3	64.5	64.2	64.6	65.0	63.1
Avg. Dist. to Rail [m]	3.4	0.3	1.3	0.9	1.6	2.0	3.3
Avg. Stride Freq. [Hz]	2.5	2.6	2.5	2.5	2.5	2.6	2.5
Avg. Stride Length [m]	6.3	7.2	7.3	7.3	7.3	7.0	6.9



- [] Ranking at each section and finish
- :-:- No data available at this section
- NA No data available

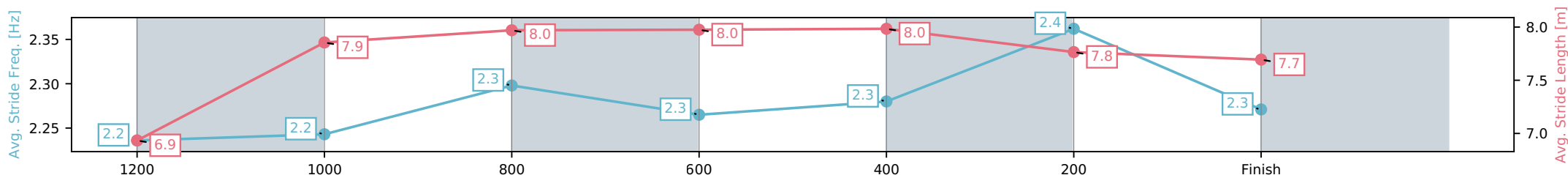
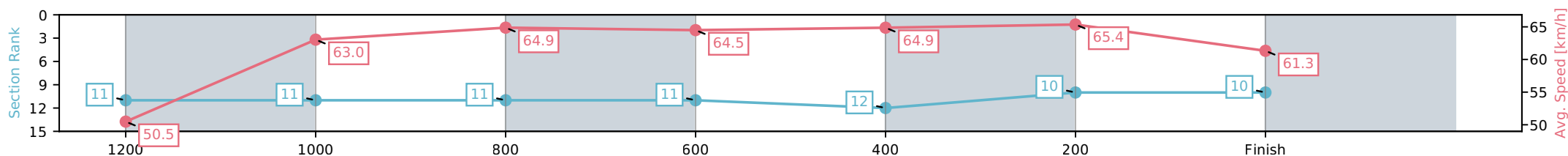
Horse/Jockey Name	Outsmarted/Wanderson D'Avila
Finish Rank	10
Fastest Section Time (Section)	0:11.06 (400-200)
Top Speed [km/h] (Section)	67.0 (1000-800)
Race State	Finished



Townsville QLD --Professional-2026-05-08
 Race 9: KEY MOTORS AMATEURS TROPHY OPEN Handicap
 - 1400m
 08 May 2026 - 4:50PM
 Track Rating: Soft 5, Weather: Fine, Rail Position: +2m 1000m-W/Post,
 +4m Remainder



Section	L1400	L1200	L1000	L800	L600	L400	L200
Section Times	1:22.19 (0:14.38)	1:07.81 [11] (0:11.42)	0:56.38 [11] (0:11.16)	0:45.22 [11] (0:11.18)	0:34.05 [12] (0:11.21)	0:22.84 [10] (0:11.06)	0:11.78 [10] (0:11.78)
Average Speed [km/h]	50.5	63.0	64.9	64.5	64.9	65.4	61.3
Top Speed [km/h]	62.8	64.2	67.0	65.7	66.0	66.6	63.6
Avg. Dist. to Rail [m]	2.5	0.6	0.9	0.6	1.8	3.5	5.3
Avg. Stride Freq. [Hz]	2.2	2.2	2.3	2.3	2.3	2.4	2.3
Avg. Stride Length [m]	6.9	7.9	8.0	8.0	8.0	7.8	7.7



[] Ranking at each section and finish
 -:-:- No data available at this section
 NA No data available

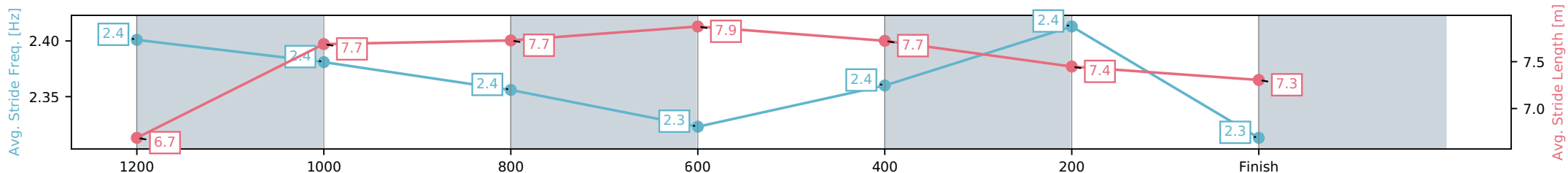
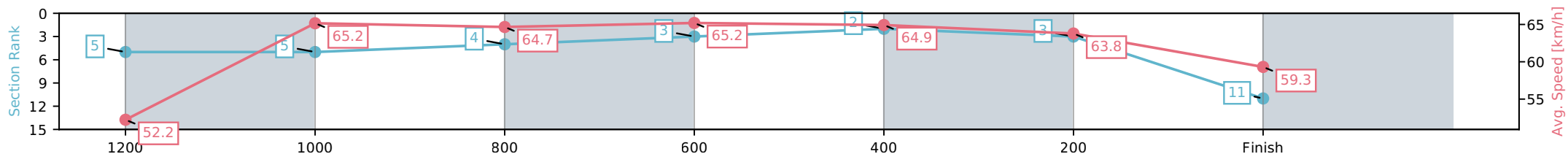
Horse/Jockey Name	Sweet Kisses/Fiona Sandkuhl
Finish Rank	11
Fastest Section Time (Section)	0:11.07 (1200-1000)
Top Speed [km/h] (Section)	65.7 (1400 - 1200)
Race State	Finished



Townsville QLD --Professional-2026-05-08
 Race 9: KEY MOTORS AMATEURS TROPHY OPEN Handicap
 - 1400m
 08 May 2026 - 4:50PM
 Track Rating: Soft 5, Weather: Fine, Rail Position: +2m 1000m-W/Post,
 +4m Remainder



Section	L1400	L1200	L1000	L800	L600	L400	L200
Section Times	1:22.31 (0:13.92)	1:08.39 [5] (0:11.07)	0:57.32 [4] (0:11.28)	0:46.04 [3] (0:11.16)	0:34.88 [2] (0:11.26)	0:23.61 [3] (0:11.38)	0:12.24 [11] (0:12.24)
Average Speed [km/h]	52.2	65.2	64.7	65.2	64.9	63.8	59.3
Top Speed [km/h]	65.7	65.7	65.6	65.7	65.3	64.5	61.7
Avg. Dist. to Rail [m]	6.9	1.6	2.8	2.2	3.3	5.1	7.3
Avg. Stride Freq. [Hz]	2.4	2.4	2.4	2.3	2.4	2.4	2.3
Avg. Stride Length [m]	6.7	7.7	7.7	7.9	7.7	7.4	7.3



- [] Ranking at each section and finish
- :-:- No data available at this section
- NA No data available

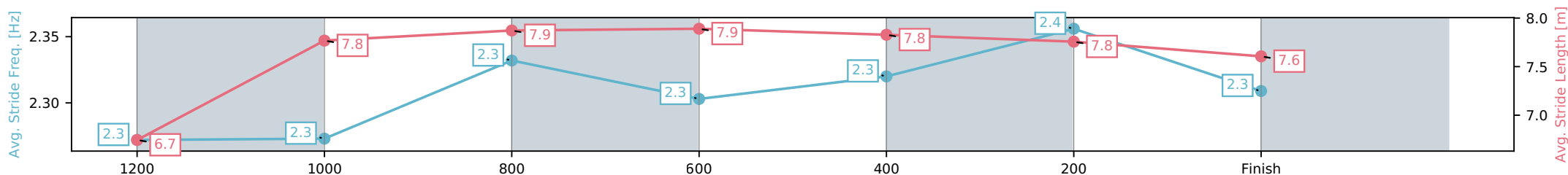
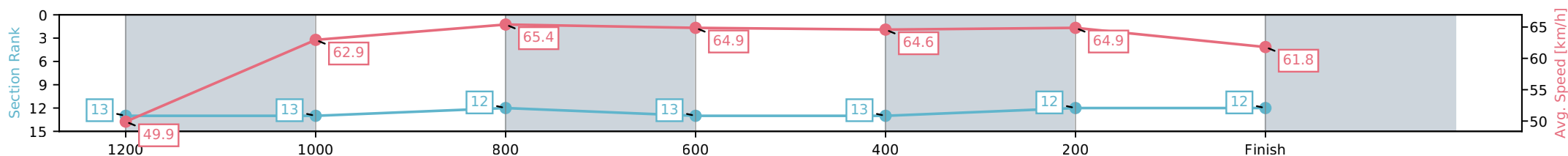
Horse/Jockey Name	Chartwell/Adam Sewell
Finish Rank	12
Fastest Section Time (Section)	0:11.07 (1000-800)
Top Speed [km/h] (Section)	67.3 (800-600)
Race State	Finished



Townsville QLD --Professional-2026-05-08
 Race 9: KEY MOTORS AMATEURS TROPHY OPEN Handicap
 - 1400m
 08 May 2026 - 4:50PM
 Track Rating: Soft 5, Weather: Fine, Rail Position: +2m 1000m-W/Post,
 +4m Remainder



Section	L1400	L1200	L1000	L800	L600	L400	L200
Section Times	1:22.32 (0:14.54)	1:07.78 [13] (0:11.46)	0:56.32 [12] (0:11.07)	0:45.25 [13] (0:11.14)	0:34.11 [13] (0:11.27)	0:22.84 [12] (0:11.15)	0:11.69 [12] (0:11.69)
Average Speed [km/h]	49.9	62.9	65.4	64.9	64.6	64.9	61.8
Top Speed [km/h]	63.2	63.4	66.8	67.3	66.0	66.0	64.3
Avg. Dist. to Rail [m]	4.2	0.4	1.3	0.9	2.3	3.6	8.7
Avg. Stride Freq. [Hz]	2.3	2.3	2.3	2.3	2.3	2.4	2.3
Avg. Stride Length [m]	6.7	7.8	7.9	7.9	7.8	7.8	7.6



- [] Ranking at each section and finish
- :-:- No data available at this section
- NA No data available

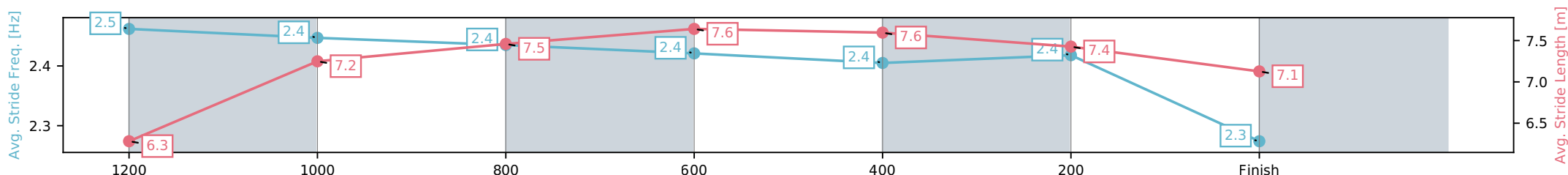
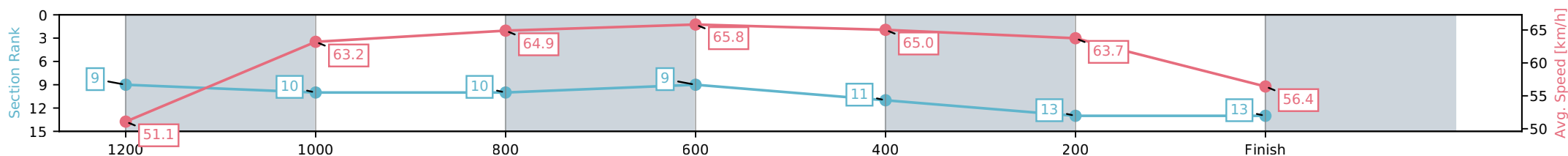
Horse/Jockey Name	Hopeful/Michael Murphy
Finish Rank	13
Fastest Section Time (Section)	0:11.07 (800-600)
Top Speed [km/h] (Section)	66.2 (800-600)
Race State	Finished



Townsville QLD --Professional-2026-05-08
 Race 9: KEY MOTORS AMATEURS TROPHY OPEN Handicap
 - 1400m
 08 May 2026 - 4:50PM
 Track Rating: Soft 5, Weather: Fine, Rail Position: +2m 1000m-W/Post,
 +4m Remainder



Section	L1400	L1200	L1000	L800	L600	L400	L200
Section Times	1:23.59 (0:14.22)	1:09.38 [10] (0:11.43)	0:57.95 [10] (0:11.28)	0:46.67 [9] (0:11.07)	0:35.60 [11] (0:11.32)	0:24.27 [13] (0:11.41)	0:12.86 [13] (0:12.86)
Average Speed [km/h]	51.1	63.2	64.9	65.8	65.0	63.7	56.4
Top Speed [km/h]	64.6	64.2	65.7	66.2	65.8	64.8	62.0
Avg. Dist. to Rail [m]	5.4	2.7	3.5	2.8	4.4	7.1	9.3
Avg. Stride Freq. [Hz]	2.5	2.4	2.4	2.4	2.4	2.4	2.3
Avg. Stride Length [m]	6.3	7.2	7.5	7.6	7.6	7.4	7.1



[] Ranking at each section and finish
 -:-:- No data available at this section
 NA No data available