



# Toowoomba QLD

## Race 1: BETTER LAWYERS GROUP Class 1 Handicap - 1200m

09 May 2026 - 5:00PM



Track Rating: Good 4, Weather: Fine, Rail Position: True Entire Circuit

Field Times (Race Tempo)      1:13.19    0:59.93    0:48.48    0:36.62    0:24.48    0:12.47  
 (0:13.26)    (0:11.45)    (0:11.87)    (0:12.14)    (0:12.01)    (0:12.47)

| Rank | TAB#   | Horse             | Overall Time  | First 400m | Top Speed km/h (Section) | L1200        | L1000        | L800         | L600         | L400         | L200         |  |  |
|------|--------|-------------------|---------------|------------|--------------------------|--------------|--------------|--------------|--------------|--------------|--------------|--|--|
|      | (BAR#) | Jockey            | Margin (DT-W) | Last 600m  | Fastest Section (Time)   | Start - 1000 | 1000 - 800   | 800 - 600    | 600 - 400    | 400 - 200    | 200 - Finish |  |  |
| 1    | 4      | Dreamwriter       | 1:13.19       | 0:24.92    | 67.0 (1200 - 1000)       | 1:13.19      | 0:59.74 [4]  | 0:48.28 [2]  | 0:36.49 [2]  | 0:24.48 [1]  | 0:12.47 [1]  |  |  |
|      | (12)   | Ashley Butler     |               | 0:36.48    | 1000-800 (0:11.47)       | (0:13.45)    | (0:11.47)    | (0:11.79)    | (0:12.01)    | (0:12.00)    | (0:12.47)    |  |  |
| 2    | 7      | Shedrivesabentley | 1:13.46       | 0:25.96    | 63.8 (1000-800)          | 1:13.46      | 0:59.09 [13] | 0:47.50 [12] | 0:35.83 [12] | 0:23.88 [10] | 0:11.96 [8]  |  |  |
|      | (13)   | Corey Sutherland  | 1.6L (-3)     | 0:35.83    | 1000-800 (0:11.59)       | (0:14.37)    | (0:11.59)    | (0:11.66)    | (0:11.95)    | (0:11.92)    | (0:11.96)    |  |  |
| 3    | 8      | She's Brutal      | 1:13.48       | 0:25.43    | 65.0 (1000-800)          | 1:13.48      | 0:59.51 [8]  | 0:48.05 [8]  | 0:36.20 [9]  | 0:24.19 [8]  | 0:12.12 [5]  |  |  |
|      | (2)    | Kelsey Lenton     | 1.7L (-1)     | 0:36.20    | 1000-800 (0:11.46)       | (0:13.97)    | (0:11.46)    | (0:11.85)    | (0:12.01)    | (0:12.07)    | (0:12.12)    |  |  |
| 4    | 6      | Worthy            | 1:13.59       | 0:24.98    | 67.5 (1200 - 1000)       | 1:13.59      | 1:00.25 [2]  | 0:48.62 [3]  | 0:36.62 [5]  | 0:24.64 [3]  | 0:12.54 [2]  |  |  |
|      | (11)   | Chloe Lowe        | 2.4L (+5)     | 0:36.63    | 1000-800 (0:11.64)       | (0:13.34)    | (0:11.64)    | (0:12.00)    | (0:11.98)    | (0:12.11)    | (0:12.54)    |  |  |
| 5    | 11     | Jediah            | 1:13.81       | 0:25.51    | 65.3 (1000-800)          | 1:13.81      | 0:59.64 [11] | 0:48.30 [9]  | 0:36.56 [8]  | 0:24.48 [9]  | 0:12.42 [6]  |  |  |
|      | (4)    | Montanna Savva    | 3.6L (+1)     | 0:36.56    | 1000-800 (0:11.34)       | (0:14.17)    | (0:11.34)    | (0:11.74)    | (0:12.08)    | (0:12.06)    | (0:12.42)    |  |  |
| 6    | 9      | Peach Galantes    | 1:14.00       | 0:25.03    | 66.0 (1000-800)          | 1:14.00      | 1:00.50 [5]  | 0:48.97 [5]  | 0:37.06 [4]  | 0:24.97 [5]  | 0:12.69 [4]  |  |  |
|      | (6)    | Stacey Callow     | 4.8L (-2)     | 0:37.06    | 1000-800 (0:11.53)       | (0:13.50)    | (0:11.53)    | (0:11.91)    | (0:12.09)    | (0:12.28)    | (0:12.69)    |  |  |
| 7    | 5      | Heroic Delaneys   | 1:14.03       | 0:25.34    | 65.1 (1000-800)          | 1:14.03      | 1:00.17 [7]  | 0:48.69 [7]  | 0:36.85 [7]  | 0:24.78 [7]  | 0:12.60 [7]  |  |  |
|      | (5)    | Aidan Keeley      | 4.9L (+1)     | 0:36.86    | 1000-800 (0:11.48)       | (0:13.86)    | (0:11.48)    | (0:11.84)    | (0:12.07)    | (0:12.19)    | (0:12.60)    |  |  |
| 8    | 1      | Il Fratello       | 1:14.15       | 0:25.28    | 66.2 (1200 - 1000)       | 1:14.15      | 1:00.41 [6]  | 0:48.87 [6]  | 0:37.05 [6]  | 0:25.08 [6]  | 0:12.98 [3]  |  |  |
|      | (10)   | Danny Peisley     | 5.6L (-1)     | 0:37.06    | 1000-800 (0:11.54)       | (0:13.74)    | (0:11.54)    | (0:11.82)    | (0:11.98)    | (0:12.10)    | (0:12.98)    |  |  |
| 9    | 12     | Roigard           | 1:14.20       | 0:26.07    | 62.4 (1000-800)          | 1:14.20      | 0:59.87 [12] | 0:48.13 [13] | 0:36.30 [13] | 0:24.41 [13] | 0:12.37 [12] |  |  |
|      | (7)    | Fiona Sandkuhl    | 5.9L (+0)     | 0:36.29    | 1000-800 (0:11.74)       | (0:14.33)    | (0:11.74)    | (0:11.83)    | (0:11.89)    | (0:12.03)    | (0:12.37)    |  |  |
| 10   | 13     | Spirit Of Saintly | 1:14.23       | 0:25.75    | 63.8 (1200 - 1000)       | 1:14.23      | 1:00.25 [9]  | 0:48.48 [11] | 0:36.72 [11] | 0:24.63 [12] | 0:12.55 [9]  |  |  |
|      | (8)    | Scott Sheargold   | 6.1L (+5)     | 0:36.72    | 800-600 (0:11.76)        | (0:13.98)    | (0:11.77)    | (0:11.76)    | (0:12.09)    | (0:12.08)    | (0:12.55)    |  |  |

Report Created: Sat 09 May 2026

(Note: Races are conducted over an approximate distance as close as possible to the advertised distance, and recorded data may vary accordingly. Official times refer to race times only and do not include handicap times.)

[ ] Position in running at each section and finish    TAB#    Saddle cloth number

-:--:-- No data available at this section

NA No data available

DNT Did not track

BAR# Barrier/Gate Position

DNF Did not finish

DT-W Distance travelled compared to winner in metres

Fastest split

Fastest section



**Toowoomba QLD**  
**Race 1: BETTER LAWYERS GROUP Class 1 Handicap - 1200m**  
 09 May 2026 - 5:00PM



Track Rating: Good 4, Weather: Fine, Rail Position: True Entire Circuit

Field Times  
 (Race Tempo)                      1:13.19    0:59.93    0:48.48    0:36.62    0:24.48    0:12.47  
    (0:13.26)    (0:11.45)    (0:11.87)    (0:12.14)    (0:12.01)    (0:12.47)

| Rank | TAB#   | Horse             | Overall Time  | First 400m | Top Speed km/h (Section) | L1200        | L1000        | L800         | L600         | L400         | L200         |  |  |
|------|--------|-------------------|---------------|------------|--------------------------|--------------|--------------|--------------|--------------|--------------|--------------|--|--|
|      | (BAR#) | Jockey            | Margin (DT-W) | Last 600m  | Fastest Section (Time)   | Start - 1000 | 1000 - 800   | 800 - 600    | 600 - 400    | 400 - 200    | 200 - Finish |  |  |
| 11   | 10     | Exceed The Sky    | 1:14.75       | 0:25.61    | 64.3 (1000-800)          | 1:14.75      | 1:00.62 [10] | 0:49.13 [10] | 0:37.40 [10] | 0:25.16 [11] | 0:12.66 [13] |  |  |
|      | (1)    | Jason Taylor      | 9.2L (+1)     | 0:37.40    | 1000-800 (0:11.48)       | (0:14.13)    | (0:11.48)    | (0:11.73)    | (0:12.24)    | (0:12.50)    | (0:12.66)    |  |  |
| 12   | 3      | Zarippa           | 1:15.38       | 0:25.02    | 66.4 (1200 - 1000)       | 1:15.38      | 1:01.97 [3]  | 0:50.36 [4]  | 0:38.50 [3]  | 0:26.37 [4]  | 0:13.65 [10] |  |  |
|      | (3)    | Kenji Yoshida     | 12.9L (-5)    | 0:38.50    | 1000-800 (0:11.61)       | (0:13.41)    | (0:11.61)    | (0:11.85)    | (0:12.13)    | (0:12.72)    | (0:13.65)    |  |  |
| 13   | 2      | Zanjeer           | 1:16.43       | 0:24.71    | 67.6 (1200 - 1000)       | 1:16.43      | 1:03.17 [1]  | 0:51.72 [1]  | 0:39.86 [1]  | 0:27.67 [2]  | 0:14.67 [11] |  |  |
|      | (9)    | Hannah Richardson | 19.1L (-4)    | 0:39.86    | 1000-800 (0:11.45)       | (0:13.26)    | (0:11.45)    | (0:11.86)    | (0:12.19)    | (0:13.00)    | (0:14.67)    |  |  |

Report Created: Sat 09 May 2026

(Note: Races are conducted over an approximate distance as close as possible to the advertised distance, and recorded data may vary accordingly. Official times refer to race times only and do not include handicap times.)

[ ] Position in running at each section and finish    TAB# Saddle cloth number  
 -:-:- No data available at this section                      BAR# Barrier/Gate Position  
 NA No data available    DNF Did not finish  
 DNT Did not track    DT-W Distance travelled compared to winner in metres

Fastest split  
 Fastest section

|                                |                           |
|--------------------------------|---------------------------|
| Horse/Jockey Name              | Dreamwriter/Ashley Butler |
| Finish Rank                    | 1                         |
| Fastest Section Time (Section) | 0:11.47 (1000-800)        |
| Top Speed [km/h] (Section)     | 67.0 (1200 - 1000)        |
| Race State                     | Finished                  |



Toowoomba QLD --Professional-2026-05-09

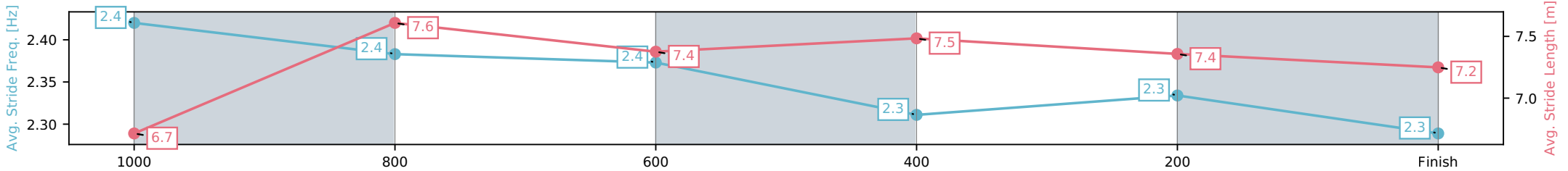
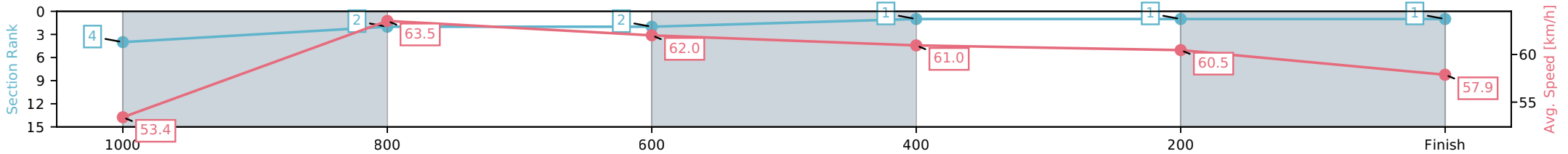
Race 1: BETTER LAWYERS GROUP Class 1 Handicap - 1200m

09 May 2026 - 5:00PM



Track Rating: Good 4, Weather: Fine, Rail Position: True Entire Circuit

| Section                | L1200                | L1000                    | L800                     | L600                     | L400                     | L200                     |
|------------------------|----------------------|--------------------------|--------------------------|--------------------------|--------------------------|--------------------------|
| Section Times          | 1:13.19<br>(0:13.45) | 0:59.74 [2]<br>(0:11.47) | 0:48.28 [2]<br>(0:11.79) | 0:36.49 [1]<br>(0:12.01) | 0:24.48 [1]<br>(0:12.00) | 0:12.47 [1]<br>(0:12.47) |
| Average Speed [km/h]   | 53.4                 | 63.5                     | 62.0                     | 61.0                     | 60.5                     | 57.9                     |
| Top Speed [km/h]       | 67.0                 | 66.8                     | 64.2                     | 61.8                     | 61.9                     | 60.1                     |
| Avg. Dist. to Rail [m] | 9.0                  | 3.3                      | 4.1                      | 3.1                      | 2.3                      | 4.6                      |
| Avg. Stride Freq. [Hz] | 2.4                  | 2.4                      | 2.4                      | 2.3                      | 2.3                      | 2.3                      |
| Avg. Stride Length [m] | 6.7                  | 7.6                      | 7.4                      | 7.5                      | 7.4                      | 7.2                      |



[ ] Ranking at each section and finish  
 -:-:- No data available at this section  
 NA No data available

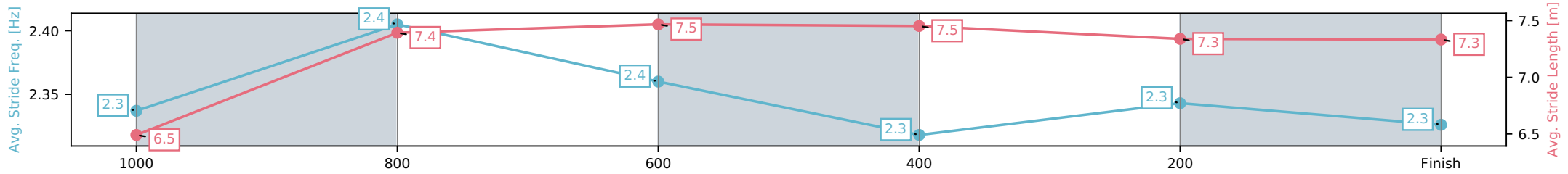
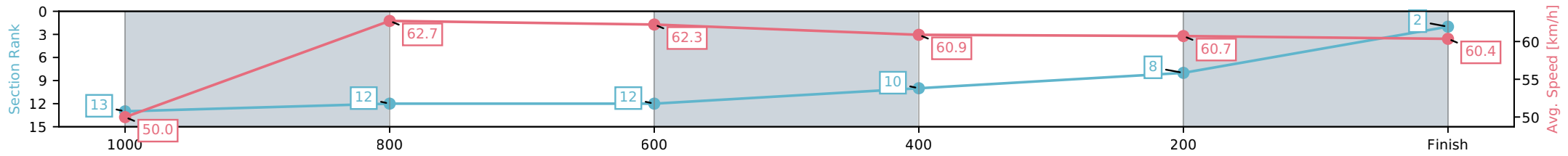
|                                |                                     |
|--------------------------------|-------------------------------------|
| Horse/Jockey Name              | Sheddrivesabentley/Corey Sutherland |
| Finish Rank                    | 2                                   |
| Fastest Section Time (Section) | 0:11.59 (1000-800)                  |
| Top Speed [km/h] (Section)     | 63.8 (1000-800)                     |
| Race State                     | Finished                            |



Toowoomba QLD --Professional-2026-05-09  
 Race 1: BETTER LAWYERS GROUP Class 1 Handicap - 1200m  
 09 May 2026 - 5:00PM  
 Track Rating: Good 4, Weather: Fine, Rail Position: True Entire Circuit



| Section                | L1200                | L1000                     | L800                      | L600                      | L400                     | L200                     |
|------------------------|----------------------|---------------------------|---------------------------|---------------------------|--------------------------|--------------------------|
| Section Times          | 1:13.46<br>(0:14.37) | 0:59.09 [12]<br>(0:11.59) | 0:47.50 [12]<br>(0:11.66) | 0:35.83 [10]<br>(0:11.95) | 0:23.88 [8]<br>(0:11.92) | 0:11.96 [2]<br>(0:11.96) |
| Average Speed [km/h]   | 50.0                 | 62.7                      | 62.3                      | 60.9                      | 60.7                     | 60.4                     |
| Top Speed [km/h]       | 63.5                 | 63.8                      | 62.9                      | 62.3                      | 61.6                     | 60.8                     |
| Avg. Dist. to Rail [m] | 8.9                  | 2.1                       | 1.7                       | 1.3                       | 1.9                      | 1.7                      |
| Avg. Stride Freq. [Hz] | 2.3                  | 2.4                       | 2.4                       | 2.3                       | 2.3                      | 2.3                      |
| Avg. Stride Length [m] | 6.5                  | 7.4                       | 7.5                       | 7.5                       | 7.3                      | 7.3                      |



[ ] Ranking at each section and finish  
 -.-.- No data available at this section  
 NA No data available

|                                |                            |
|--------------------------------|----------------------------|
| Horse/Jockey Name              | She's Brutal/Kelsey Lenton |
| Finish Rank                    | 3                          |
| Fastest Section Time (Section) | 0:11.46 (1000-800)         |
| Top Speed [km/h] (Section)     | 65.0 (1000-800)            |
| Race State                     | Finished                   |



Toowoomba QLD --Professional-2026-05-09

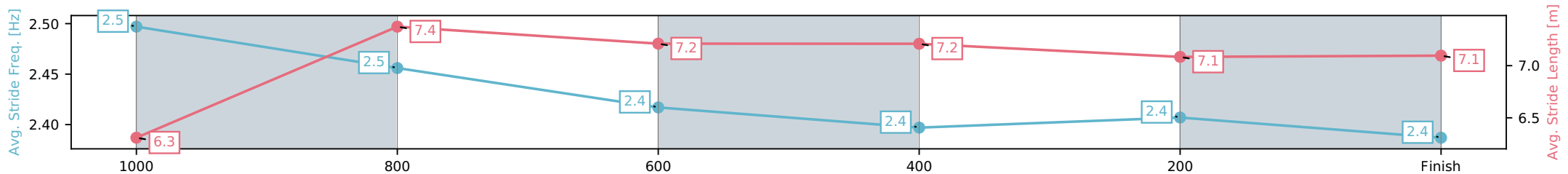
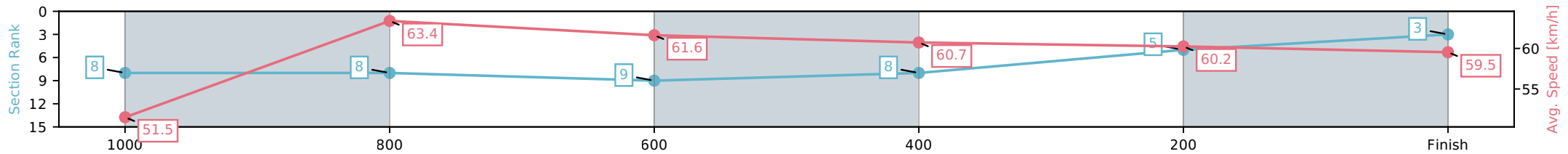
Race 1: BETTER LAWYERS GROUP Class 1 Handicap - 1200m



09 May 2026 - 5:00PM

Track Rating: Good 4, Weather: Fine, Rail Position: True Entire Circuit

| Section                | L1200                | L1000                    | L800                     | L600                     | L400        | L200                     |
|------------------------|----------------------|--------------------------|--------------------------|--------------------------|-------------|--------------------------|
| Section Times          | 1:13.48<br>(0:13.97) | 0:59.51 [8]<br>(0:11.46) | 0:48.05 [9]<br>(0:11.85) | 0:36.20 [8]<br>(0:12.01) | 0:24.19 [5] | 0:12.12 [3]<br>(0:12.12) |
| Average Speed [km/h]   | 51.5                 | 63.4                     | 61.6                     | 60.7                     | 60.2        | 59.5                     |
| Top Speed [km/h]       | 64.8                 | 65.0                     | 62.4                     | 62.1                     | 61.0        | 60.4                     |
| Avg. Dist. to Rail [m] | 3.2                  | 1.8                      | 3.1                      | 1.9                      | 3.5         | 6.0                      |
| Avg. Stride Freq. [Hz] | 2.5                  | 2.5                      | 2.4                      | 2.4                      | 2.4         | 2.4                      |
| Avg. Stride Length [m] | 6.3                  | 7.4                      | 7.2                      | 7.2                      | 7.1         | 7.1                      |



- [ ] Ranking at each section and finish
- :-:- No data available at this section
- NA No data available

|                                |                    |
|--------------------------------|--------------------|
| Horse/Jockey Name              | Worthy/Chloe Lowe  |
| Finish Rank                    | 4                  |
| Fastest Section Time (Section) | 0:11.64 (1000-800) |
| Top Speed [km/h] (Section)     | 67.5 (1200 - 1000) |
| Race State                     | Finished           |



Toowoomba QLD --Professional-2026-05-09

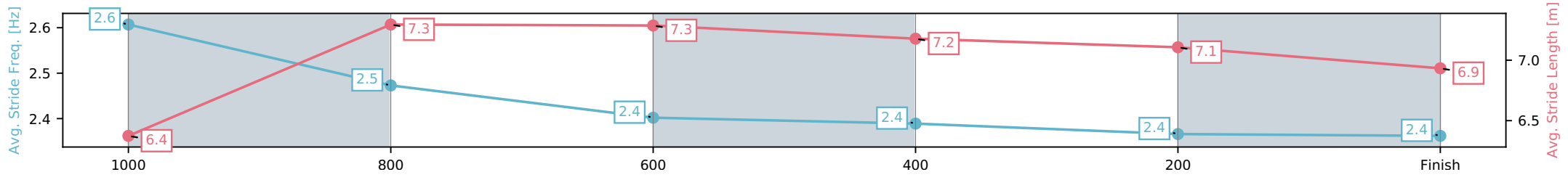
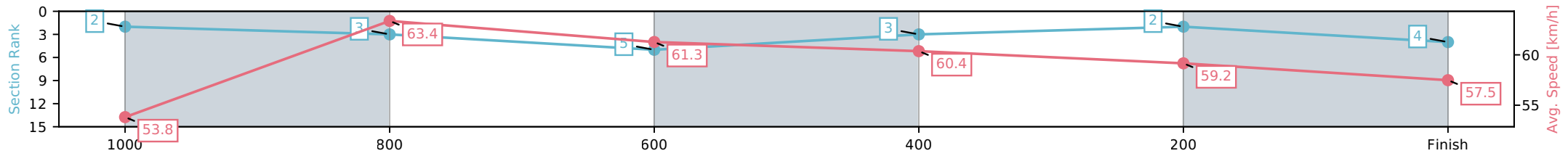
Race 1: BETTER LAWYERS GROUP Class 1 Handicap - 1200m



09 May 2026 - 5:00PM

Track Rating: Good 4, Weather: Fine, Rail Position: True Entire Circuit

| Section                | L1200                | L1000                    | L800                     | L600                     | L400                     | L200                     |
|------------------------|----------------------|--------------------------|--------------------------|--------------------------|--------------------------|--------------------------|
| Section Times          | 1:13.59<br>(0:13.34) | 1:00.25 [3]<br>(0:11.64) | 0:48.62 [5]<br>(0:12.00) | 0:36.62 [3]<br>(0:11.98) | 0:24.64 [2]<br>(0:12.11) | 0:12.54 [4]<br>(0:12.54) |
| Average Speed [km/h]   | 53.8                 | 63.4                     | 61.3                     | 60.4                     | 59.2                     | 57.5                     |
| Top Speed [km/h]       | 67.5                 | 66.1                     | 63.0                     | 61.1                     | 60.0                     | 58.7                     |
| Avg. Dist. to Rail [m] | 13.0                 | 6.2                      | 3.8                      | 0.9                      | 1.8                      | 3.1                      |
| Avg. Stride Freq. [Hz] | 2.6                  | 2.5                      | 2.4                      | 2.4                      | 2.4                      | 2.4                      |
| Avg. Stride Length [m] | 6.4                  | 7.3                      | 7.3                      | 7.2                      | 7.1                      | 6.9                      |



[ ] Ranking at each section and finish  
 -:-:- No data available at this section  
 NA No data available

|                                |                       |
|--------------------------------|-----------------------|
| Horse/Jockey Name              | Jediah/Montanna Savva |
| Finish Rank                    | 5                     |
| Fastest Section Time (Section) | 0:11.34 (1000-800)    |
| Top Speed [km/h] (Section)     | 65.3 (1000-800)       |
| Race State                     | Finished              |



Toowoomba QLD --Professional-2026-05-09

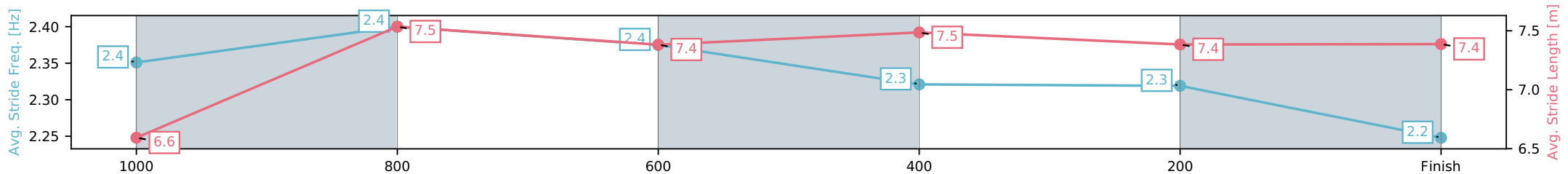
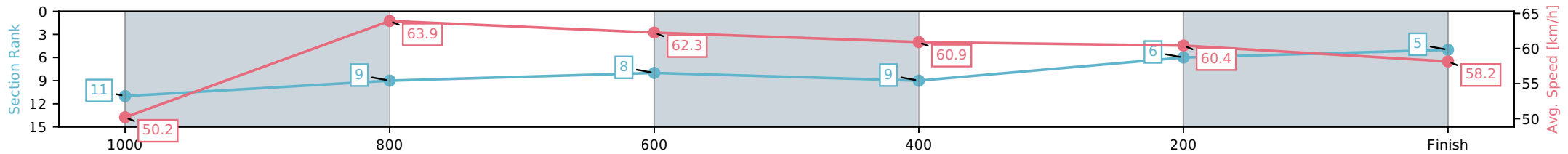
Race 1: BETTER LAWYERS GROUP Class 1 Handicap - 1200m



09 May 2026 - 5:00PM

Track Rating: Good 4, Weather: Fine, Rail Position: True Entire Circuit

| Section                | L1200                | L1000                    | L800                     | L600                     | L400                     | L200                     |
|------------------------|----------------------|--------------------------|--------------------------|--------------------------|--------------------------|--------------------------|
| Section Times          | 1:13.81<br>(0:14.17) | 0:59.64 [9]<br>(0:11.34) | 0:48.30 [8]<br>(0:11.74) | 0:36.56 [9]<br>(0:12.08) | 0:24.48 [6]<br>(0:12.06) | 0:12.42 [5]<br>(0:12.42) |
| Average Speed [km/h]   | 50.2                 | 63.9                     | 62.3                     | 60.9                     | 60.4                     | 58.2                     |
| Top Speed [km/h]       | 62.9                 | 65.3                     | 63.7                     | 63.1                     | 61.3                     | 60.1                     |
| Avg. Dist. to Rail [m] | 4.3                  | 2.2                      | 5.1                      | 4.8                      | 4.0                      | 6.4                      |
| Avg. Stride Freq. [Hz] | 2.4                  | 2.4                      | 2.4                      | 2.3                      | 2.3                      | 2.2                      |
| Avg. Stride Length [m] | 6.6                  | 7.5                      | 7.4                      | 7.5                      | 7.4                      | 7.4                      |



- [ ] Ranking at each section and finish
- :-:- No data available at this section
- NA No data available

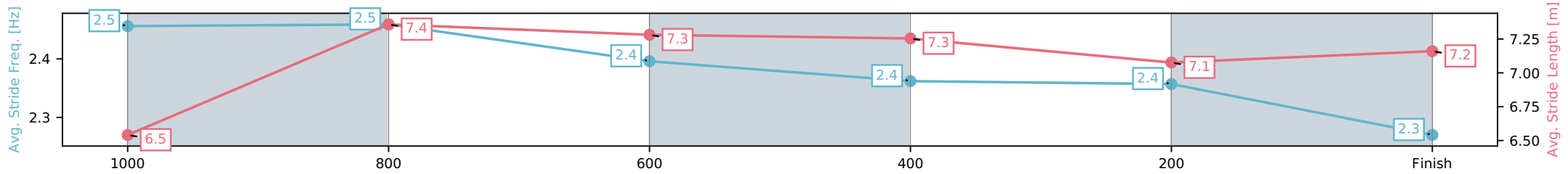
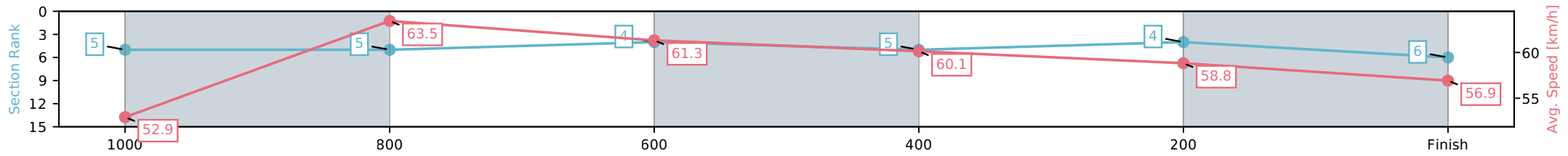
|                                |                              |
|--------------------------------|------------------------------|
| Horse/Jockey Name              | Peach Galantes/Stacey Callow |
| Finish Rank                    | 6                            |
| Fastest Section Time (Section) | 0:11.53 (1000-800)           |
| Top Speed [km/h] (Section)     | 66.0 (1000-800)              |
| Race State                     | Finished                     |



Toowoomba QLD --Professional-2026-05-09  
 Race 1: BETTER LAWYERS GROUP Class 1 Handicap - 1200m  
 09 May 2026 - 5:00PM  
 Track Rating: Good 4, Weather: Fine, Rail Position: True Entire Circuit



| Section                | L1200                | L1000                    | L800                     | L600                     | L400                     | L200                     |
|------------------------|----------------------|--------------------------|--------------------------|--------------------------|--------------------------|--------------------------|
| Section Times          | 1:14.00<br>(0:13.50) | 1:00.50 [5]<br>(0:11.53) | 0:48.97 [4]<br>(0:11.91) | 0:37.06 [5]<br>(0:12.09) | 0:24.97 [4]<br>(0:12.28) | 0:12.69 [6]<br>(0:12.69) |
| Average Speed [km/h]   | 52.9                 | 63.5                     | 61.3                     | 60.1                     | 58.8                     | 56.9                     |
| Top Speed [km/h]       | 65.7                 | 66.0                     | 62.5                     | 61.2                     | 60.0                     | 58.7                     |
| Avg. Dist. to Rail [m] | 7.8                  | 4.3                      | 2.9                      | 1.7                      | 1.4                      | 3.3                      |
| Avg. Stride Freq. [Hz] | 2.5                  | 2.5                      | 2.4                      | 2.4                      | 2.4                      | 2.3                      |
| Avg. Stride Length [m] | 6.5                  | 7.4                      | 7.3                      | 7.3                      | 7.1                      | 7.2                      |



[ ] Ranking at each section and finish  
 -:-:- No data available at this section  
 NA No data available

|                                |                              |
|--------------------------------|------------------------------|
| Horse/Jockey Name              | Heroic Delaneys/Aidan Keeley |
| Finish Rank                    | 7                            |
| Fastest Section Time (Section) | 0:11.48 (1000-800)           |
| Top Speed [km/h] (Section)     | 65.1 (1000-800)              |
| Race State                     | Finished                     |



Toowoomba QLD --Professional-2026-05-09

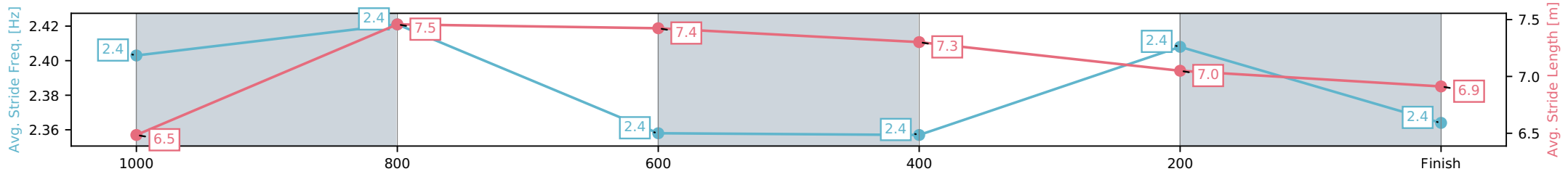
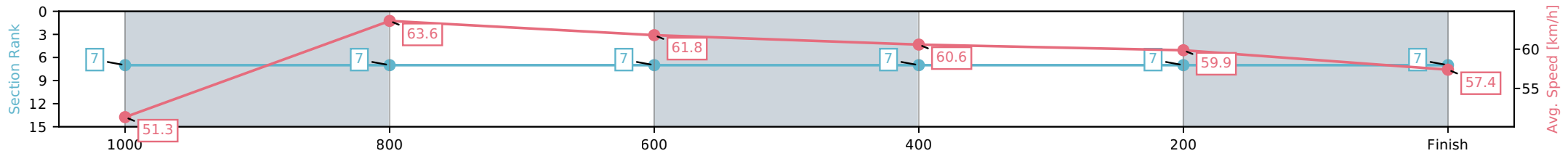
Race 1: BETTER LAWYERS GROUP Class 1 Handicap - 1200m



09 May 2026 - 5:00PM

Track Rating: Good 4, Weather: Fine, Rail Position: True Entire Circuit

| Section                | L1200                | L1000                    | L800                     | L600                     | L400                     | L200                     |
|------------------------|----------------------|--------------------------|--------------------------|--------------------------|--------------------------|--------------------------|
| Section Times          | 1:14.03<br>(0:13.86) | 1:00.17 [7]<br>(0:11.48) | 0:48.69 [7]<br>(0:11.84) | 0:36.85 [7]<br>(0:12.07) | 0:24.78 [7]<br>(0:12.19) | 0:12.60 [7]<br>(0:12.60) |
| Average Speed [km/h]   | 51.3                 | 63.6                     | 61.8                     | 60.6                     | 59.9                     | 57.4                     |
| Top Speed [km/h]       | 65.0                 | 65.1                     | 62.7                     | 61.9                     | 60.8                     | 59.0                     |
| Avg. Dist. to Rail [m] | 5.0                  | 3.7                      | 3.9                      | 2.5                      | 5.1                      | 8.3                      |
| Avg. Stride Freq. [Hz] | 2.4                  | 2.4                      | 2.4                      | 2.4                      | 2.4                      | 2.4                      |
| Avg. Stride Length [m] | 6.5                  | 7.5                      | 7.4                      | 7.3                      | 7.0                      | 6.9                      |



[ ] Ranking at each section and finish  
 -:-:- No data available at this section  
 NA No data available

|                                |                           |
|--------------------------------|---------------------------|
| Horse/Jockey Name              | Il Fratello/Danny Peisley |
| Finish Rank                    | 8                         |
| Fastest Section Time (Section) | 0:11.54 (1000-800)        |
| Top Speed [km/h] (Section)     | 66.2 (1200 - 1000)        |
| Race State                     | Finished                  |



Toowoomba QLD --Professional-2026-05-09

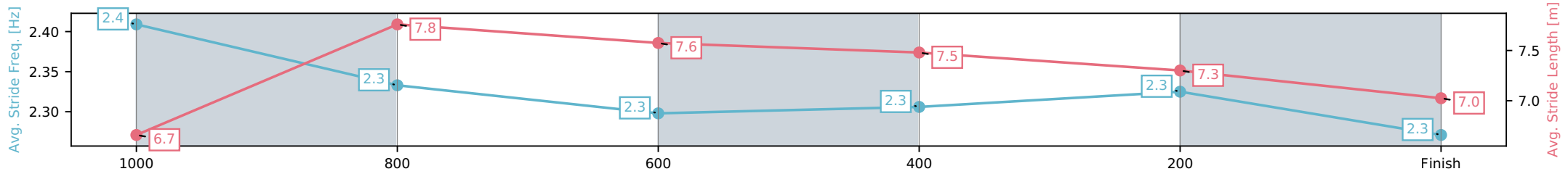
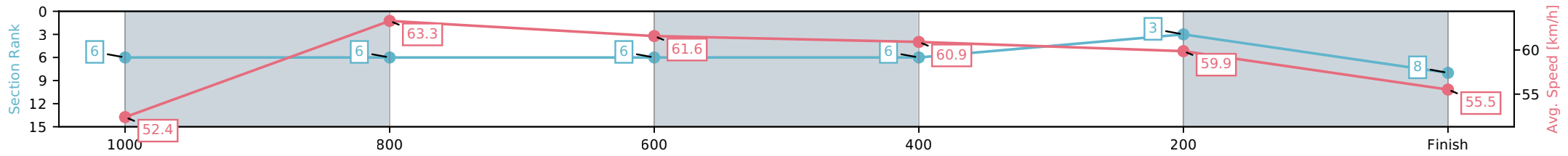
Race 1: BETTER LAWYERS GROUP Class 1 Handicap - 1200m



09 May 2026 - 5:00PM

Track Rating: Good 4, Weather: Fine, Rail Position: True Entire Circuit

| Section                | L1200                | L1000                    | L800                     | L600                     | L400                     | L200                     |
|------------------------|----------------------|--------------------------|--------------------------|--------------------------|--------------------------|--------------------------|
| Section Times          | 1:14.15<br>(0:13.74) | 1:00.41 [6]<br>(0:11.54) | 0:48.87 [6]<br>(0:11.82) | 0:37.05 [6]<br>(0:11.98) | 0:25.08 [3]<br>(0:12.10) | 0:12.98 [8]<br>(0:12.98) |
| Average Speed [km/h]   | 52.4                 | 63.3                     | 61.6                     | 60.9                     | 59.9                     | 55.5                     |
| Top Speed [km/h]       | 66.2                 | 65.6                     | 62.8                     | 61.2                     | 60.7                     | 57.7                     |
| Avg. Dist. to Rail [m] | 9.0                  | 2.5                      | 1.9                      | 1.5                      | 2.9                      | 6.2                      |
| Avg. Stride Freq. [Hz] | 2.4                  | 2.3                      | 2.3                      | 2.3                      | 2.3                      | 2.3                      |
| Avg. Stride Length [m] | 6.7                  | 7.8                      | 7.6                      | 7.5                      | 7.3                      | 7.0                      |



[ ] Ranking at each section and finish  
 -:-:- No data available at this section  
 NA No data available

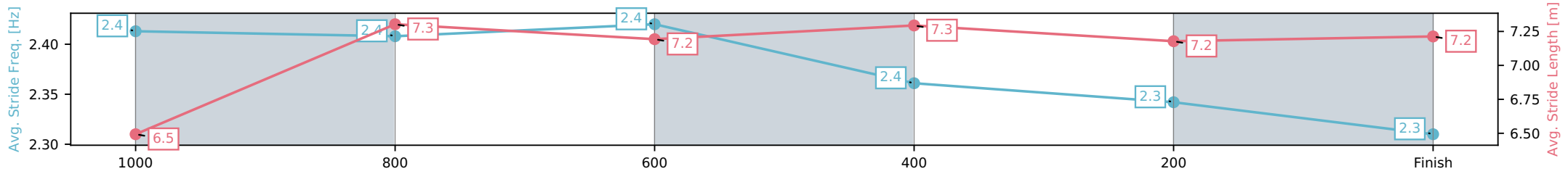
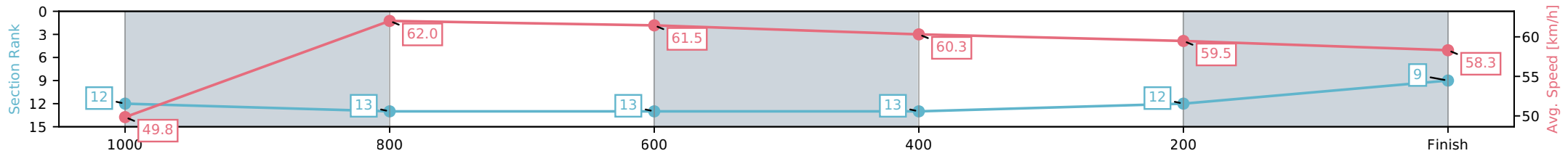
|                                |                        |
|--------------------------------|------------------------|
| Horse/Jockey Name              | Roigard/Fiona Sandkuhl |
| Finish Rank                    | 9                      |
| Fastest Section Time (Section) | 0:11.74 (1000-800)     |
| Top Speed [km/h] (Section)     | 62.4 (1000-800)        |
| Race State                     | Finished               |



Toowoomba QLD --Professional-2026-05-09  
 Race 1: BETTER LAWYERS GROUP Class 1 Handicap - 1200m  
 09 May 2026 - 5:00PM  
 Track Rating: Good 4, Weather: Fine, Rail Position: True Entire Circuit



| Section                | L1200                | L1000                     | L800                      | L600                      | L400                      | L200                     |
|------------------------|----------------------|---------------------------|---------------------------|---------------------------|---------------------------|--------------------------|
| Section Times          | 1:14.20<br>(0:14.33) | 0:59.87 [13]<br>(0:11.74) | 0:48.13 [13]<br>(0:11.83) | 0:36.30 [13]<br>(0:11.89) | 0:24.41 [12]<br>(0:12.03) | 0:12.37 [9]<br>(0:12.37) |
| Average Speed [km/h]   | 49.8                 | 62.0                      | 61.5                      | 60.3                      | 59.5                      | 58.3                     |
| Top Speed [km/h]       | 62.1                 | 62.4                      | 62.4                      | 61.2                      | 60.3                      | 60.5                     |
| Avg. Dist. to Rail [m] | 9.6                  | 3.5                       | 1.0                       | 1.2                       | 2.0                       | 3.0                      |
| Avg. Stride Freq. [Hz] | 2.4                  | 2.4                       | 2.4                       | 2.4                       | 2.3                       | 2.3                      |
| Avg. Stride Length [m] | 6.5                  | 7.3                       | 7.2                       | 7.3                       | 7.2                       | 7.2                      |



[ ] Ranking at each section and finish  
 -:-:- No data available at this section  
 NA No data available

|                                |                                   |
|--------------------------------|-----------------------------------|
| Horse/Jockey Name              | Spirit Of Saintly/Scott Sheargold |
| Finish Rank                    | 10                                |
| Fastest Section Time (Section) | 0:11.76 (800-600)                 |
| Top Speed [km/h] (Section)     | 63.8 (1200 - 1000)                |
| Race State                     | Finished                          |



Toowoomba QLD --Professional-2026-05-09

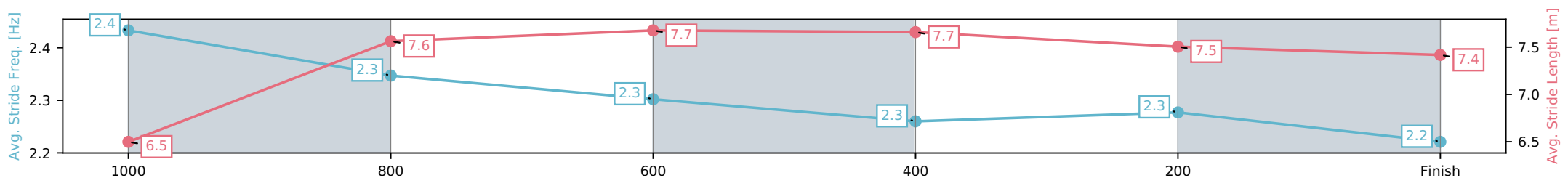
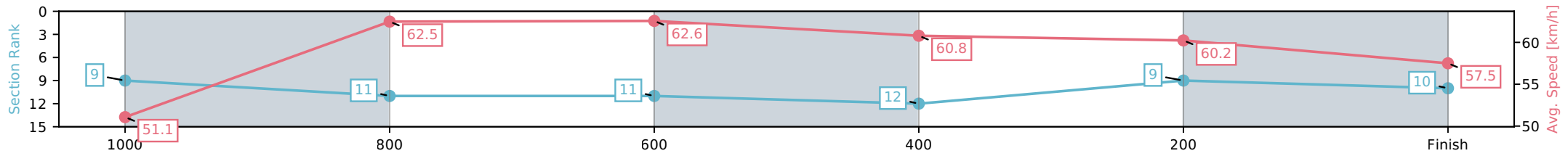
Race 1: BETTER LAWYERS GROUP Class 1 Handicap - 1200m

09 May 2026 - 5:00PM

Track Rating: Good 4, Weather: Fine, Rail Position: True Entire Circuit



| Section                | L1200                | L1000                     | L800                      | L600                      | L400                     | L200                      |
|------------------------|----------------------|---------------------------|---------------------------|---------------------------|--------------------------|---------------------------|
| Section Times          | 1:14.23<br>(0:13.98) | 1:00.25 [11]<br>(0:11.77) | 0:48.48 [11]<br>(0:11.76) | 0:36.72 [12]<br>(0:12.09) | 0:24.63 [9]<br>(0:12.08) | 0:12.55 [10]<br>(0:12.55) |
| Average Speed [km/h]   | 51.1                 | 62.5                      | 62.6                      | 60.8                      | 60.2                     | 57.5                      |
| Top Speed [km/h]       | 63.8                 | 63.4                      | 63.3                      | 62.2                      | 61.2                     | 58.9                      |
| Avg. Dist. to Rail [m] | 9.3                  | 5.5                       | 4.2                       | 3.0                       | 4.4                      | 7.6                       |
| Avg. Stride Freq. [Hz] | 2.4                  | 2.3                       | 2.3                       | 2.3                       | 2.3                      | 2.2                       |
| Avg. Stride Length [m] | 6.5                  | 7.6                       | 7.7                       | 7.7                       | 7.5                      | 7.4                       |



[ ] Ranking at each section and finish  
 -:-:- No data available at this section  
 NA No data available

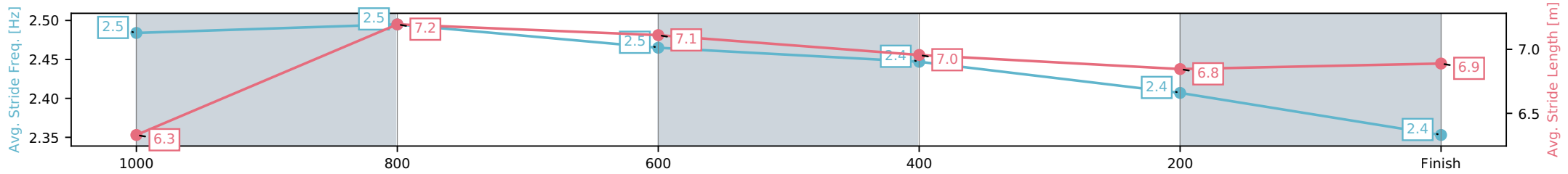
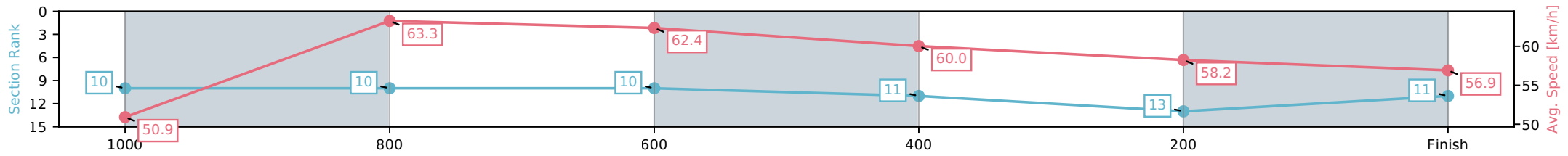
|                                |                             |
|--------------------------------|-----------------------------|
| Horse/Jockey Name              | Exceed The Sky/Jason Taylor |
| Finish Rank                    | 11                          |
| Fastest Section Time (Section) | 0:11.48 (1000-800)          |
| Top Speed [km/h] (Section)     | 64.3 (1000-800)             |
| Race State                     | Finished                    |



Toowoomba QLD --Professional-2026-05-09  
 Race 1: BETTER LAWYERS GROUP Class 1 Handicap - 1200m  
 09 May 2026 - 5:00PM  
 Track Rating: Good 4, Weather: Fine, Rail Position: True Entire Circuit



| Section                | L1200                | L1000                     | L800                      | L600                      | L400                      | L200                      |
|------------------------|----------------------|---------------------------|---------------------------|---------------------------|---------------------------|---------------------------|
| Section Times          | 1:14.75<br>(0:14.13) | 1:00.62 [10]<br>(0:11.48) | 0:49.13 [10]<br>(0:11.73) | 0:37.40 [11]<br>(0:12.24) | 0:25.16 [13]<br>(0:12.50) | 0:12.66 [11]<br>(0:12.66) |
| Average Speed [km/h]   | 50.9                 | 63.3                      | 62.4                      | 60.0                      | 58.2                      | 56.9                      |
| Top Speed [km/h]       | 63.7                 | 64.3                      | 63.4                      | 61.6                      | 59.5                      | 58.3                      |
| Avg. Dist. to Rail [m] | 2.7                  | 1.0                       | 2.9                       | 3.0                       | 3.7                       | 6.8                       |
| Avg. Stride Freq. [Hz] | 2.5                  | 2.5                       | 2.5                       | 2.4                       | 2.4                       | 2.4                       |
| Avg. Stride Length [m] | 6.3                  | 7.2                       | 7.1                       | 7.0                       | 6.8                       | 6.9                       |



[ ] Ranking at each section and finish  
 -:-:- No data available at this section  
 NA No data available

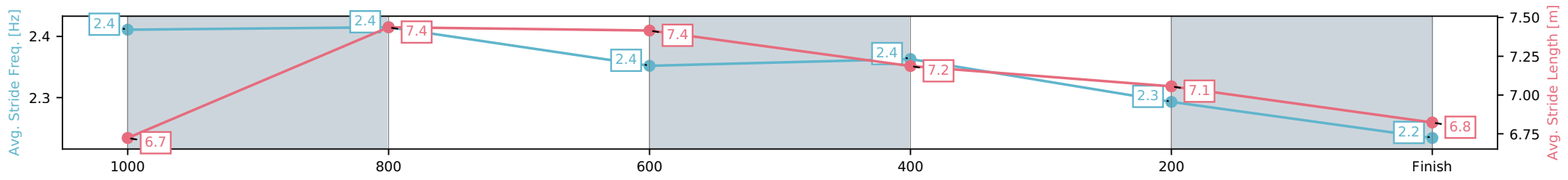
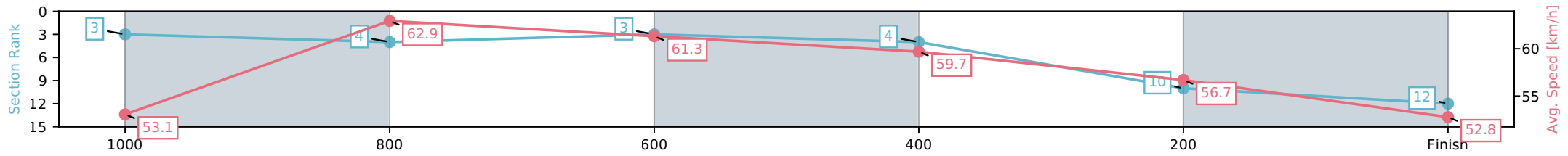
|                                |                       |
|--------------------------------|-----------------------|
| Horse/Jockey Name              | Zarippa/Kenji Yoshida |
| Finish Rank                    | 12                    |
| Fastest Section Time (Section) | 0:11.61 (1000-800)    |
| Top Speed [km/h] (Section)     | 66.4 (1200 - 1000)    |
| Race State                     | Finished              |



Toowoomba QLD --Professional-2026-05-09  
 Race 1: BETTER LAWYERS GROUP Class 1 Handicap - 1200m  
 09 May 2026 - 5:00PM  
 Track Rating: Good 4, Weather: Fine, Rail Position: True Entire Circuit



| Section                | L1200                | L1000                    | L800                     | L600                     | L400                      | L200                      |
|------------------------|----------------------|--------------------------|--------------------------|--------------------------|---------------------------|---------------------------|
| Section Times          | 1:15.38<br>(0:13.41) | 1:01.97 [4]<br>(0:11.61) | 0:50.36 [3]<br>(0:11.85) | 0:38.50 [4]<br>(0:12.13) | 0:26.37 [10]<br>(0:12.72) | 0:13.65 [12]<br>(0:13.65) |
| Average Speed [km/h]   | 53.1                 | 62.9                     | 61.3                     | 59.7                     | 56.7                      | 52.8                      |
| Top Speed [km/h]       | 66.4                 | 66.2                     | 63.1                     | 61.8                     | 58.2                      | 55.6                      |
| Avg. Dist. to Rail [m] | 6.7                  | 3.5                      | 1.6                      | 0.8                      | 0.7                       | 1.3                       |
| Avg. Stride Freq. [Hz] | 2.4                  | 2.4                      | 2.4                      | 2.4                      | 2.3                       | 2.2                       |
| Avg. Stride Length [m] | 6.7                  | 7.4                      | 7.4                      | 7.2                      | 7.1                       | 6.8                       |



[ ] Ranking at each section and finish  
 -.-.- No data available at this section  
 NA No data available

|                                |                           |
|--------------------------------|---------------------------|
| Horse/Jockey Name              | Zanjeer/Hannah Richardson |
| Finish Rank                    | 13                        |
| Fastest Section Time (Section) | 0:11.45 (1000-800)        |
| Top Speed [km/h] (Section)     | 67.6 (1200 - 1000)        |
| Race State                     | Finished                  |



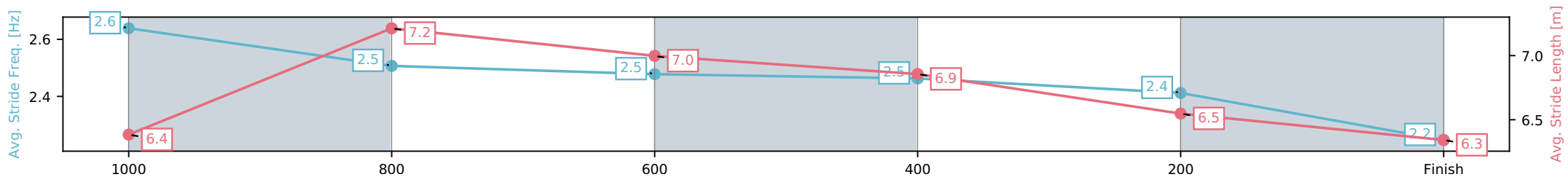
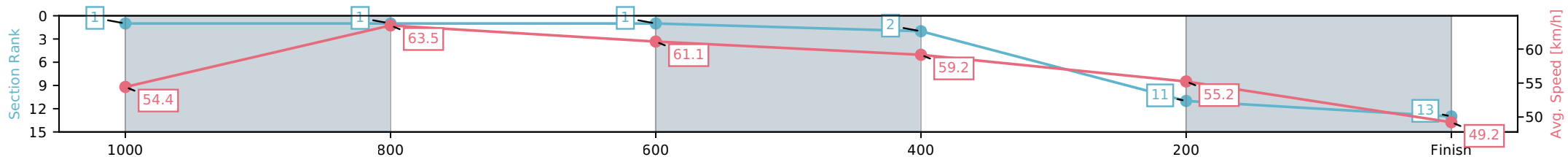
Toowoomba QLD --Professional-2026-05-09  
 Race 1: BETTER LAWYERS GROUP Class 1 Handicap - 1200m



09 May 2026 - 5:00PM

Track Rating: Good 4, Weather: Fine, Rail Position: True Entire Circuit

| Section                | L1200                | L1000                    | L800                     | L600                     | L400                      | L200                      |
|------------------------|----------------------|--------------------------|--------------------------|--------------------------|---------------------------|---------------------------|
| Section Times          | 1:16.43<br>(0:13.26) | 1:03.17 [1]<br>(0:11.45) | 0:51.72 [1]<br>(0:11.86) | 0:39.86 [2]<br>(0:12.19) | 0:27.67 [11]<br>(0:13.00) | 0:14.67 [13]<br>(0:14.67) |
| Average Speed [km/h]   | 54.4                 | 63.5                     | 61.1                     | 59.2                     | 55.2                      | 49.2                      |
| Top Speed [km/h]       | 67.6                 | 65.8                     | 62.7                     | 60.2                     | 57.3                      | 52.9                      |
| Avg. Dist. to Rail [m] | 8.7                  | 2.3                      | 1.7                      | 1.0                      | 0.7                       | 0.6                       |
| Avg. Stride Freq. [Hz] | 2.6                  | 2.5                      | 2.5                      | 2.5                      | 2.4                       | 2.2                       |
| Avg. Stride Length [m] | 6.4                  | 7.2                      | 7.0                      | 6.9                      | 6.5                       | 6.3                       |



- [ ] Ranking at each section and finish
- :-:- No data available at this section
- NA No data available



# Toowoomba QLD

## Race 2: MOORE TRAILERS BENCHMARK 70 Handicap - 1200m

09 May 2026 - 5:41PM



Track Rating: Good 4, Weather: Fine, Rail Position: True Entire Circuit

Field Times (Race Tempo)      1:13.07    0:59.33    0:47.81    0:35.83    0:24.04    0:12.06  
 (0:13.74)    (0:11.52)    (0:11.97)    (0:11.80)    (0:11.97)    (0:12.06)

| Rank | TAB#   | Horse             | Overall Time  | First 400m | Top Speed km/h (Section) | L1200        | L1000        | L800         | L600         | L400         | L200         |  |  |
|------|--------|-------------------|---------------|------------|--------------------------|--------------|--------------|--------------|--------------|--------------|--------------|--|--|
|      | (BAR#) | Jockey            | Margin (DT-W) | Last 600m  | Fastest Section (Time)   | Start - 1000 | 1000 - 800   | 800 - 600    | 600 - 400    | 400 - 200    | 200 - Finish |  |  |
| 1    | 16     | Amenophis         | 1:13.07       | 0:25.90    | 64.7 (1000-800)          | 1:13.07      | 0:58.68 [8]  | 0:47.16 [8]  | 0:35.29 [8]  | 0:23.56 [6]  | 0:11.94 [2]  |  |  |
|      | (10)   | Damien Boche      |               | 0:35.29    | 1000-800 (0:11.52)       | (0:14.38)    | (0:11.52)    | (0:11.88)    | (0:11.73)    | (0:11.62)    | (0:11.94)    |  |  |
| 2    | 13     | Zouthur           | 1:13.27       | 0:25.72    | 64.9 (1200 - 1000)       | 1:13.27      | 0:59.21 [6]  | 0:47.55 [7]  | 0:35.68 [5]  | 0:23.92 [4]  | 0:12.06 [4]  |  |  |
|      | (7)    | Nozi Tomizawa     | 1.2L (+3)     | 0:35.68    | 1000-800 (0:11.66)       | (0:14.06)    | (0:11.66)    | (0:11.87)    | (0:11.76)    | (0:11.86)    | (0:12.06)    |  |  |
| 3    | 12     | Star Rapper       | 1:13.36       | 0:25.42    | 64.7 (1200 - 1000)       | 1:13.36      | 0:59.57 [3]  | 0:47.94 [3]  | 0:36.07 [2]  | 0:24.33 [1]  | 0:12.36 [1]  |  |  |
|      | (12)   | Gary Geran        | 1.7L (+7)     | 0:36.07    | 1000-800 (0:11.63)       | (0:13.79)    | (0:11.63)    | (0:11.87)    | (0:11.74)    | (0:11.97)    | (0:12.36)    |  |  |
| 4    | 15     | Adalie            | 1:13.44       | 0:26.24    | 65.0 (1000-800)          | 1:13.44      | 0:58.73 [11] | 0:47.20 [10] | 0:35.24 [11] | 0:23.53 [11] | 0:11.89 [8]  |  |  |
|      | (9)    | Corey Sutherland  | 2.1L (+5)     | 0:35.23    | 1000-800 (0:11.53)       | (0:14.71)    | (0:11.53)    | (0:11.96)    | (0:11.71)    | (0:11.63)    | (0:11.89)    |  |  |
| 5    | 9      | Warilla Gorilla   | 1:13.51       | 0:26.17    | 63.9 (1000-800)          | 1:13.51      | 0:58.85 [10] | 0:47.34 [9]  | 0:35.56 [9]  | 0:23.88 [8]  | 0:12.16 [6]  |  |  |
|      | (11)   | Danny Peisley     | 2.6L (+0)     | 0:35.57    | 1000-800 (0:11.51)       | (0:14.66)    | (0:11.51)    | (0:11.78)    | (0:11.68)    | (0:11.73)    | (0:12.16)    |  |  |
| 6    | 4      | Heroic Miss       | 1:13.69       | 0:25.65    | 63.2 (1000-800)          | 1:13.69      | 0:59.72 [5]  | 0:48.04 [5]  | 0:36.13 [4]  | 0:24.22 [5]  | 0:12.32 [7]  |  |  |
|      | (5)    | Fiona Sandkuhl    | 3.6L (+6)     | 0:36.13    | 1000-800 (0:11.68)       | (0:13.97)    | (0:11.68)    | (0:11.91)    | (0:11.91)    | (0:11.90)    | (0:12.32)    |  |  |
| 7    | 14     | Indy Rose Warrior | 1:13.88       | 0:26.41    | 62.7 (400-200)           | 1:13.88      | 0:59.29 [9]  | 0:47.47 [12] | 0:35.41 [12] | 0:23.60 [12] | 0:11.98 [12] |  |  |
|      | (8)    | Aidan Keeley      | 4.8L (+4)     | 0:35.40    | 400-200 (0:11.61)        | (0:14.59)    | (0:11.82)    | (0:12.06)    | (0:11.81)    | (0:11.61)    | (0:11.98)    |  |  |
| 8    | 11     | Big Boy George    | 1:14.02       | 0:26.27    | 63.6 (1000-800)          | 1:14.02      | 0:59.18 [12] | 0:47.74 [11] | 0:35.89 [10] | 0:24.12 [10] | 0:12.36 [10] |  |  |
|      | (6)    | Charlie Bennett   | 5.6L (+4)     | 0:35.89    | 1000-800 (0:11.43)       | (0:14.84)    | (0:11.43)    | (0:11.86)    | (0:11.76)    | (0:11.77)    | (0:12.36)    |  |  |
| 9    | 6      | Cryptolini        | 1:14.24       | 0:25.37    | 63.8 (1000-800)          | 1:14.24      | 1:00.45 [2]  | 0:48.87 [2]  | 0:36.94 [3]  | 0:25.12 [2]  | 0:13.04 [3]  |  |  |
|      | (4)    | Ashley Butler     | 6.8L (+3)     | 0:36.93    | 1000-800 (0:11.58)       | (0:13.79)    | (0:11.58)    | (0:11.93)    | (0:11.82)    | (0:12.07)    | (0:13.04)    |  |  |
| 10   | 2      | Mishani Renegade  | 1:14.52       | 0:25.72    | 63.5 (1000-800)          | 1:14.52      | 1:00.32 [7]  | 0:48.80 [6]  | 0:36.84 [7]  | 0:24.81 [9]  | 0:12.76 [11] |  |  |
|      | (2)    | Michael Murphy    | 8.5L (-1)     | 0:36.84    | 1000-800 (0:11.52)       | (0:14.20)    | (0:11.52)    | (0:11.97)    | (0:12.03)    | (0:12.05)    | (0:12.76)    |  |  |

Scratched: Rejoiced (#1), Katdeel (#5), Luton Hoo (#7), Superhero (#10)

Report Created: Sat 09 May 2026

(Note: Races are conducted over an approximate distance as close as possible to the advertised distance, and recorded data may vary accordingly. Official times refer to race times only and do not include handicap times.)

[ ] Position in running at each section and finish    TAB# Saddle cloth number  
 -:-:- No data available at this section    BAR# Barrier/Gate Position  
 NA No data available    DNF Did not finish  
 DNT Did not track    DT-W Distance travelled compared to winner in metres

Fastest split  
 Fastest section



**Toowoomba QLD**  
**Race 2: MOORE TRAILERS BENCHMARK 70 Handicap - 1200m**  
 09 May 2026 - 5:41PM



Track Rating: Good 4, Weather: Fine, Rail Position: True Entire Circuit

Field Times  
 (Race Tempo)                      1:13.07      0:59.33      0:47.81      0:35.83      0:24.04      0:12.06  
    (0:13.74)    (0:11.52)    (0:11.97)    (0:11.80)    (0:11.97)    (0:12.06)

| Rank | TAB#   | Horse         | Overall Time  | First 400m | Top Speed km/h (Section) | L1200        | L1000       | L800        | L600        | L400        | L200         |  |  |
|------|--------|---------------|---------------|------------|--------------------------|--------------|-------------|-------------|-------------|-------------|--------------|--|--|
|      | (BAR#) | Jockey        | Margin (DT-W) | Last 600m  | Fastest Section (Time)   | Start - 1000 | 1000 - 800  | 800 - 600   | 600 - 400   | 400 - 200   | 200 - Finish |  |  |
| 11   | 3      | Cinque Terre  | 1:14.55       | 0:25.54    | 64.0 (1000-800)          | 1:14.55      | 1:00.61 [4] | 0:49.01 [4] | 0:36.96 [6] | 0:25.00 [7] | 0:12.91 [9]  |  |  |
|      | (1)    | Kelsey Lenton | 8.7L (+8)     | 0:36.96    | 1000-800 (0:11.60)       | (0:13.94)    | (0:11.60)   | (0:12.05)   | (0:11.96)   | (0:12.09)   | (0:12.91)    |  |  |
| 12   | 8      | Viale         | 1:14.80       | 0:25.26    | 63.8 (1000-800)          | 1:14.80      | 1:01.06 [1] | 0:49.54 [1] | 0:37.56 [1] | 0:25.67 [3] | 0:13.46 [5]  |  |  |
|      | (3)    | Stacey Callow | 10.1L (-1)    | 0:37.57    | 1000-800 (0:11.52)       | (0:13.74)    | (0:11.52)   | (0:11.98)   | (0:11.90)   | (0:12.21)   | (0:13.46)    |  |  |

Scratched: Rejoiced (#1), Katdeel (#5), Luton Hoo (#7), Superhero (#10)

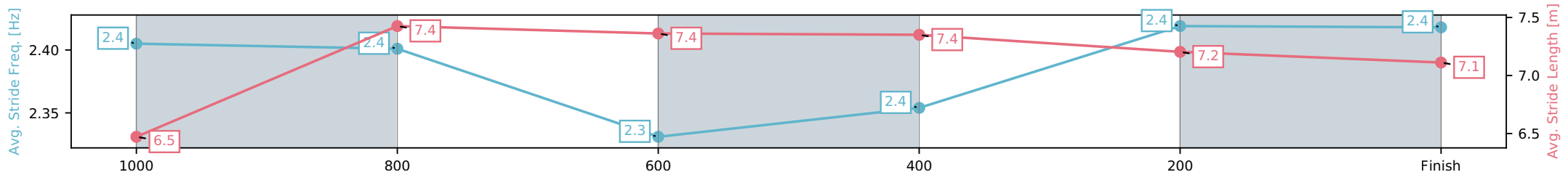
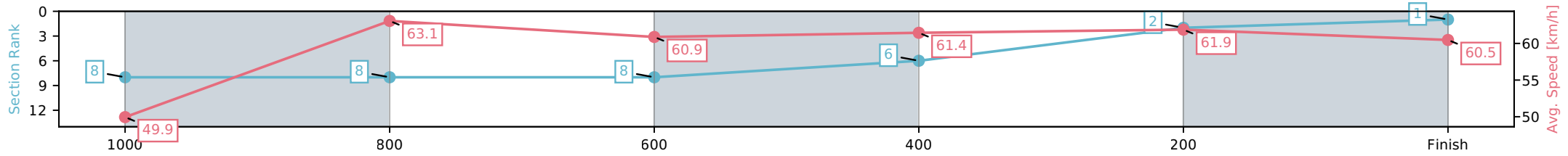
|                                |                        |
|--------------------------------|------------------------|
| Horse/Jockey Name              | Amenophis/Damien Boche |
| Finish Rank                    | 1                      |
| Fastest Section Time (Section) | 0:11.52 (1000-800)     |
| Top Speed [km/h] (Section)     | 64.7 (1000-800)        |
| Race State                     | Finished               |



Toowoomba QLD --Professional-2026-05-09  
 Race 2: MOORE TRAILERS BENCHMARK 70 Handicap - 1200m  
 09 May 2026 - 5:41PM  
 Track Rating: Good 4, Weather: Fine, Rail Position: True Entire Circuit



| Section                | L1200                | L1000                    | L800                     | L600                     | L400                     | L200                     |
|------------------------|----------------------|--------------------------|--------------------------|--------------------------|--------------------------|--------------------------|
| Section Times          | 1:13.07<br>(0:14.38) | 0:58.68 [8]<br>(0:11.52) | 0:47.16 [8]<br>(0:11.88) | 0:35.29 [6]<br>(0:11.73) | 0:23.56 [2]<br>(0:11.62) | 0:11.94 [1]<br>(0:11.94) |
| Average Speed [km/h]   | 49.9                 | 63.1                     | 60.9                     | 61.4                     | 61.9                     | 60.5                     |
| Top Speed [km/h]       | 62.4                 | 64.7                     | 61.9                     | 61.9                     | 62.7                     | 61.9                     |
| Avg. Dist. to Rail [m] | 10.0                 | 3.5                      | 1.1                      | 0.4                      | 0.3                      | 0.6                      |
| Avg. Stride Freq. [Hz] | 2.4                  | 2.4                      | 2.3                      | 2.4                      | 2.4                      | 2.4                      |
| Avg. Stride Length [m] | 6.5                  | 7.4                      | 7.4                      | 7.4                      | 7.2                      | 7.1                      |



[ ] Ranking at each section and finish  
 -.-.- No data available at this section  
 NA No data available

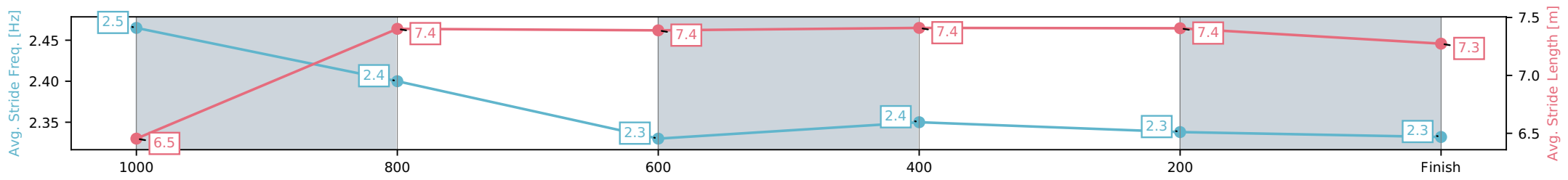
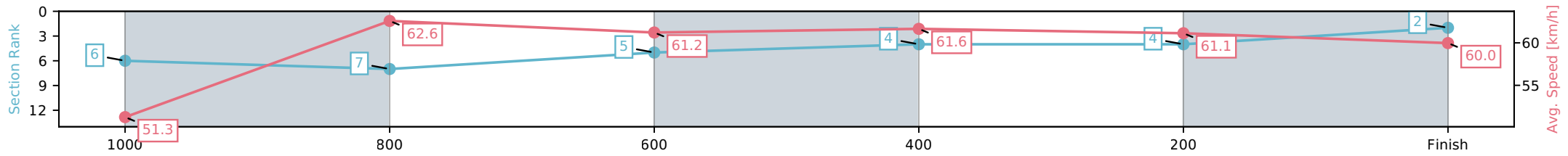
|                                |                       |
|--------------------------------|-----------------------|
| Horse/Jockey Name              | Zouthur/Nozi Tomizawa |
| Finish Rank                    | 2                     |
| Fastest Section Time (Section) | 0:11.66 (1000-800)    |
| Top Speed [km/h] (Section)     | 64.9 (1200 - 1000)    |
| Race State                     | Finished              |



Toowoomba QLD --Professional-2026-05-09  
 Race 2: MOORE TRAILERS BENCHMARK 70 Handicap - 1200m  
 09 May 2026 - 5:41PM  
 Track Rating: Good 4, Weather: Fine, Rail Position: True Entire Circuit



| Section                | L1200                | L1000                    | L800                     | L600                     | L400                     | L200                     |
|------------------------|----------------------|--------------------------|--------------------------|--------------------------|--------------------------|--------------------------|
| Section Times          | 1:13.27<br>(0:14.06) | 0:59.21 [7]<br>(0:11.66) | 0:47.55 [5]<br>(0:11.87) | 0:35.68 [4]<br>(0:11.76) | 0:23.92 [4]<br>(0:11.86) | 0:12.06 [2]<br>(0:12.06) |
| Average Speed [km/h]   | 51.3                 | 62.6                     | 61.2                     | 61.6                     | 61.1                     | 60.0                     |
| Top Speed [km/h]       | 64.9                 | 64.1                     | 62.1                     | 62.2                     | 62.2                     | 60.9                     |
| Avg. Dist. to Rail [m] | 8.5                  | 4.0                      | 2.8                      | 1.6                      | 2.5                      | 2.7                      |
| Avg. Stride Freq. [Hz] | 2.5                  | 2.4                      | 2.3                      | 2.4                      | 2.3                      | 2.3                      |
| Avg. Stride Length [m] | 6.5                  | 7.4                      | 7.4                      | 7.4                      | 7.4                      | 7.3                      |



[ ] Ranking at each section and finish  
 -:-:- No data available at this section  
 NA No data available

|                                |                        |
|--------------------------------|------------------------|
| Horse/Jockey Name              | Star Rapper/Gary Geran |
| Finish Rank                    | 3                      |
| Fastest Section Time (Section) | 0:11.63 (1000-800)     |
| Top Speed [km/h] (Section)     | 64.7 (1200 - 1000)     |
| Race State                     | Finished               |



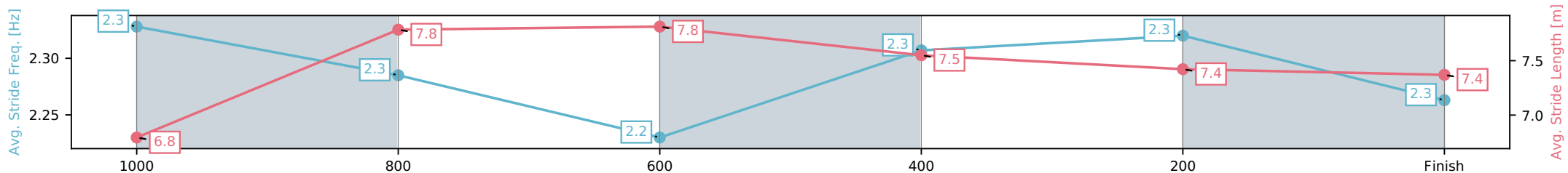
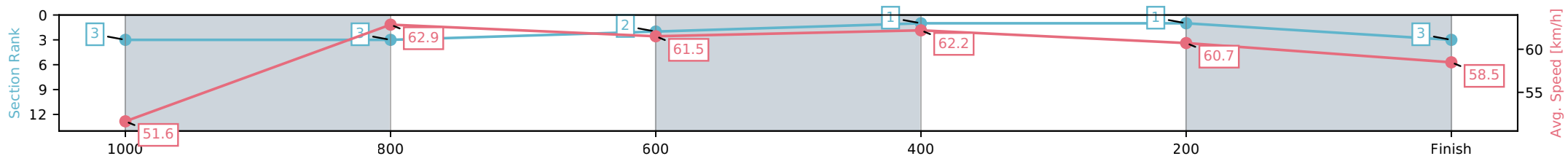
Toowoomba QLD --Professional-2026-05-09  
 Race 2: MOORE TRAILERS BENCHMARK 70 Handicap - 1200m



09 May 2026 - 5:41PM

Track Rating: Good 4, Weather: Fine, Rail Position: True Entire Circuit

| Section                | L1200                | L1000                    | L800                     | L600                     | L400                     | L200                     |
|------------------------|----------------------|--------------------------|--------------------------|--------------------------|--------------------------|--------------------------|
| Section Times          | 1:13.36<br>(0:13.79) | 0:59.57 [3]<br>(0:11.63) | 0:47.94 [2]<br>(0:11.87) | 0:36.07 [1]<br>(0:11.74) | 0:24.33 [1]<br>(0:11.97) | 0:12.36 [3]<br>(0:12.36) |
| Average Speed [km/h]   | 51.6                 | 62.9                     | 61.5                     | 62.2                     | 60.7                     | 58.5                     |
| Top Speed [km/h]       | 64.7                 | 64.1                     | 62.7                     | 62.8                     | 61.9                     | 59.2                     |
| Avg. Dist. to Rail [m] | 10.6                 | 5.6                      | 4.7                      | 3.5                      | 2.6                      | 1.0                      |
| Avg. Stride Freq. [Hz] | 2.3                  | 2.3                      | 2.2                      | 2.3                      | 2.3                      | 2.3                      |
| Avg. Stride Length [m] | 6.8                  | 7.8                      | 7.8                      | 7.5                      | 7.4                      | 7.4                      |



- [ ] Ranking at each section and finish
- :-:- No data available at this section
- NA No data available

|                                |                         |
|--------------------------------|-------------------------|
| Horse/Jockey Name              | Adalie/Corey Sutherland |
| Finish Rank                    | 4                       |
| Fastest Section Time (Section) | 0:11.53 (1000-800)      |
| Top Speed [km/h] (Section)     | 65.0 (1000-800)         |
| Race State                     | Finished                |



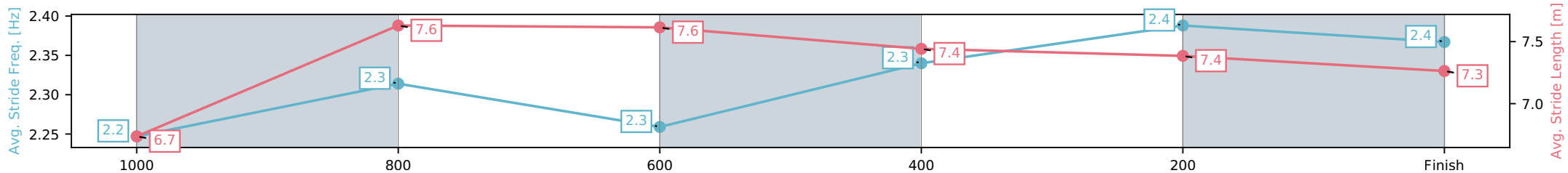
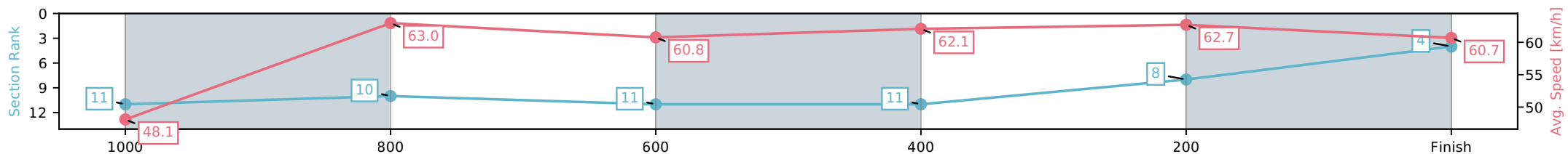
Toowoomba QLD --Professional-2026-05-09  
 Race 2: MOORE TRAILERS BENCHMARK 70 Handicap - 1200m



09 May 2026 - 5:41PM

Track Rating: Good 4, Weather: Fine, Rail Position: True Entire Circuit

| Section                | L1200                | L1000                     | L800                      | L600                      | L400                     | L200                     |
|------------------------|----------------------|---------------------------|---------------------------|---------------------------|--------------------------|--------------------------|
| Section Times          | 1:13.44<br>(0:14.71) | 0:58.73 [10]<br>(0:11.53) | 0:47.20 [11]<br>(0:11.96) | 0:35.24 [11]<br>(0:11.71) | 0:23.53 [8]<br>(0:11.63) | 0:11.89 [4]<br>(0:11.89) |
| Average Speed [km/h]   | 48.1                 | 63.0                      | 60.8                      | 62.1                      | 62.7                     | 60.7                     |
| Top Speed [km/h]       | 61.8                 | 65.0                      | 62.2                      | 62.8                      | 63.8                     | 62.2                     |
| Avg. Dist. to Rail [m] | 9.2                  | 3.5                       | 3.1                       | 2.1                       | 4.3                      | 6.4                      |
| Avg. Stride Freq. [Hz] | 2.2                  | 2.3                       | 2.3                       | 2.3                       | 2.4                      | 2.4                      |
| Avg. Stride Length [m] | 6.7                  | 7.6                       | 7.6                       | 7.4                       | 7.4                      | 7.3                      |



[ ] Ranking at each section and finish  
 -:-:- No data available at this section  
 NA No data available

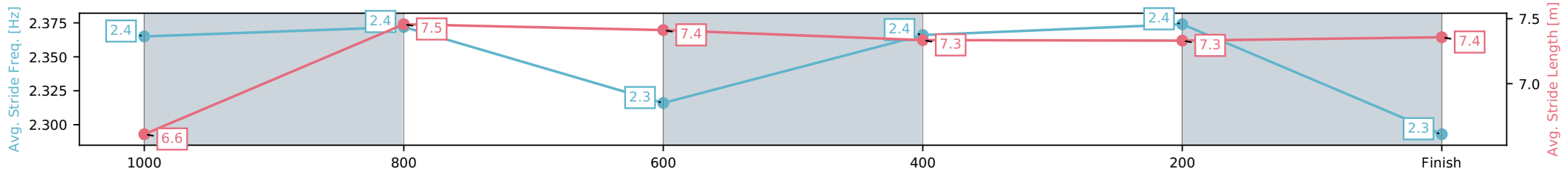
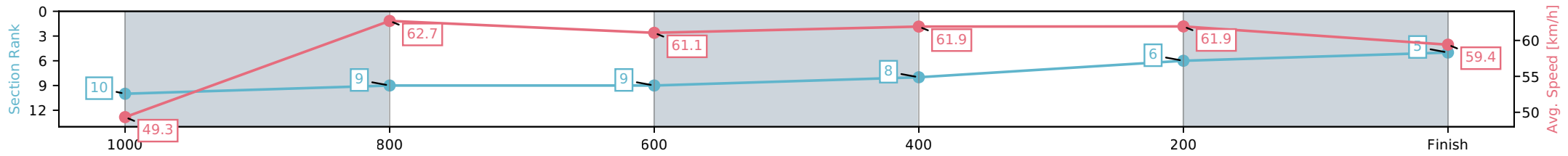
|                                |                               |
|--------------------------------|-------------------------------|
| Horse/Jockey Name              | Warilla Gorilla/Danny Peisley |
| Finish Rank                    | 5                             |
| Fastest Section Time (Section) | 0:11.51 (1000-800)            |
| Top Speed [km/h] (Section)     | 63.9 (1000-800)               |
| Race State                     | Finished                      |



Toowoomba QLD --Professional-2026-05-09  
 Race 2: MOORE TRAILERS BENCHMARK 70 Handicap - 1200m  
 09 May 2026 - 5:41PM  
 Track Rating: Good 4, Weather: Fine, Rail Position: True Entire Circuit



| Section                | L1200                | L1000                    | L800                     | L600                     | L400                     | L200                     |
|------------------------|----------------------|--------------------------|--------------------------|--------------------------|--------------------------|--------------------------|
| Section Times          | 1:13.51<br>(0:14.66) | 0:58.85 [9]<br>(0:11.51) | 0:47.34 [9]<br>(0:11.78) | 0:35.56 [8]<br>(0:11.68) | 0:23.88 [6]<br>(0:11.73) | 0:12.16 [5]<br>(0:12.16) |
| Average Speed [km/h]   | 49.3                 | 62.7                     | 61.1                     | 61.9                     | 61.9                     | 59.4                     |
| Top Speed [km/h]       | 62.6                 | 63.9                     | 62.5                     | 62.3                     | 62.8                     | 61.2                     |
| Avg. Dist. to Rail [m] | 9.0                  | 1.6                      | 0.5                      | 0.8                      | 2.6                      | 2.8                      |
| Avg. Stride Freq. [Hz] | 2.4                  | 2.4                      | 2.3                      | 2.4                      | 2.4                      | 2.3                      |
| Avg. Stride Length [m] | 6.6                  | 7.5                      | 7.4                      | 7.3                      | 7.3                      | 7.4                      |



[ ] Ranking at each section and finish  
 -:-:- No data available at this section  
 NA No data available

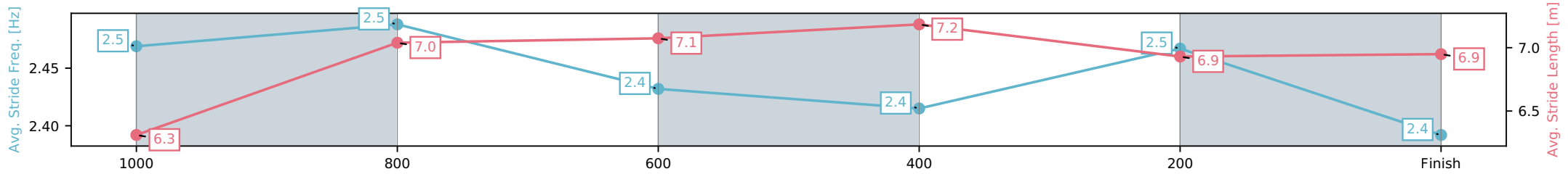
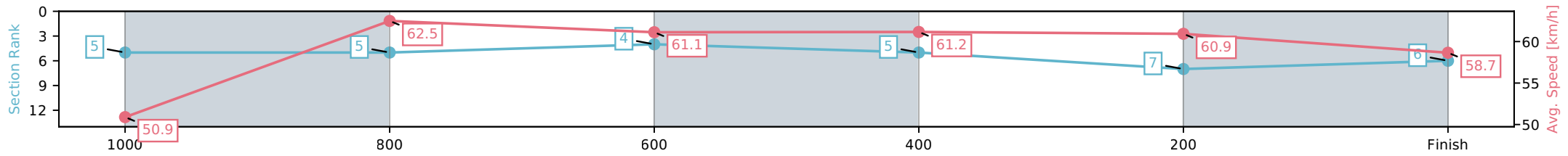
|                                |                            |
|--------------------------------|----------------------------|
| Horse/Jockey Name              | Heroic Miss/Fiona Sandkuhl |
| Finish Rank                    | 6                          |
| Fastest Section Time (Section) | 0:11.68 (1000-800)         |
| Top Speed [km/h] (Section)     | 63.2 (1000-800)            |
| Race State                     | Finished                   |



Toowoomba QLD --Professional-2026-05-09  
 Race 2: MOORE TRAILERS BENCHMARK 70 Handicap - 1200m  
 09 May 2026 - 5:41PM  
 Track Rating: Good 4, Weather: Fine, Rail Position: True Entire Circuit



| Section                | L1200                | L1000                    | L800                     | L600                     | L400                     | L200                     |
|------------------------|----------------------|--------------------------|--------------------------|--------------------------|--------------------------|--------------------------|
| Section Times          | 1:13.69<br>(0:13.97) | 0:59.72 [5]<br>(0:11.68) | 0:48.04 [4]<br>(0:11.91) | 0:36.13 [5]<br>(0:11.91) | 0:24.22 [7]<br>(0:11.90) | 0:12.32 [6]<br>(0:12.32) |
| Average Speed [km/h]   | 50.9                 | 62.5                     | 61.1                     | 61.2                     | 60.9                     | 58.7                     |
| Top Speed [km/h]       | 63.1                 | 63.2                     | 62.2                     | 62.3                     | 61.6                     | 60.7                     |
| Avg. Dist. to Rail [m] | 8.4                  | 4.9                      | 4.0                      | 2.5                      | 2.6                      | 4.2                      |
| Avg. Stride Freq. [Hz] | 2.5                  | 2.5                      | 2.4                      | 2.4                      | 2.5                      | 2.4                      |
| Avg. Stride Length [m] | 6.3                  | 7.0                      | 7.1                      | 7.2                      | 6.9                      | 6.9                      |



[ ] Ranking at each section and finish  
 -:-:- No data available at this section  
 NA No data available

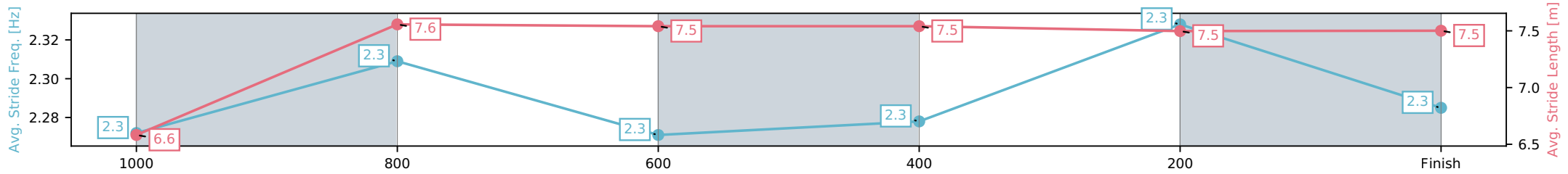
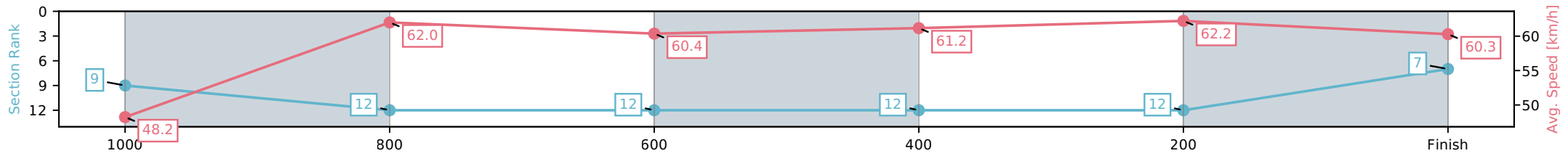
|                                |                                |
|--------------------------------|--------------------------------|
| Horse/Jockey Name              | Indy Rose Warrior/Aidan Keeley |
| Finish Rank                    | 7                              |
| Fastest Section Time (Section) | 0:11.61 (400-200)              |
| Top Speed [km/h] (Section)     | 62.7 (400-200)                 |
| Race State                     | Finished                       |



Toowoomba QLD --Professional-2026-05-09  
 Race 2: MOORE TRAILERS BENCHMARK 70 Handicap - 1200m  
 09 May 2026 - 5:41PM  
 Track Rating: Good 4, Weather: Fine, Rail Position: True Entire Circuit



| Section                | L1200                | L1000                     | L800                      | L600                      | L400                      | L200                     |
|------------------------|----------------------|---------------------------|---------------------------|---------------------------|---------------------------|--------------------------|
| Section Times          | 1:13.88<br>(0:14.59) | 0:59.29 [12]<br>(0:11.82) | 0:47.47 [12]<br>(0:12.06) | 0:35.41 [12]<br>(0:11.81) | 0:23.60 [12]<br>(0:11.61) | 0:11.98 [7]<br>(0:11.98) |
| Average Speed [km/h]   | 48.2                 | 62.0                      | 60.4                      | 61.2                      | 62.2                      | 60.3                     |
| Top Speed [km/h]       | 61.8                 | 62.7                      | 62.5                      | 61.6                      | 62.7                      | 62.1                     |
| Avg. Dist. to Rail [m] | 9.5                  | 5.2                       | 3.2                       | 0.8                       | 1.7                       | 4.7                      |
| Avg. Stride Freq. [Hz] | 2.3                  | 2.3                       | 2.3                       | 2.3                       | 2.3                       | 2.3                      |
| Avg. Stride Length [m] | 6.6                  | 7.6                       | 7.5                       | 7.5                       | 7.5                       | 7.5                      |



[ ] Ranking at each section and finish  
 -:-:- No data available at this section  
 NA No data available

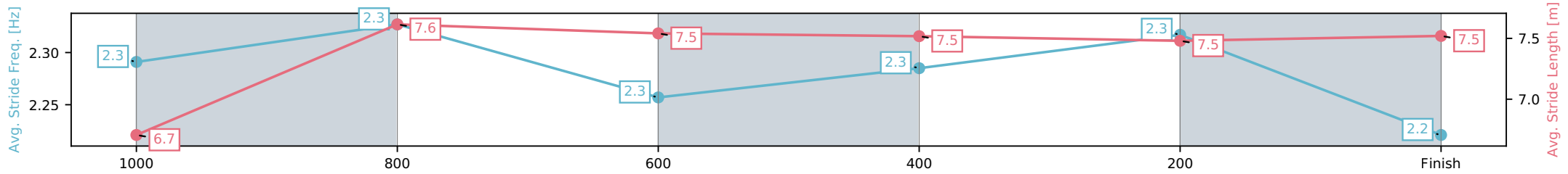
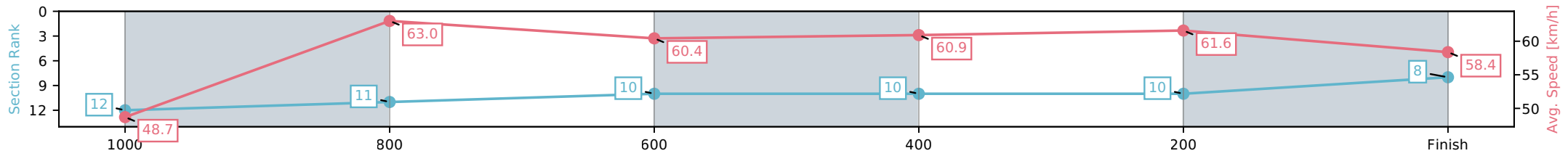
|                                |                                |
|--------------------------------|--------------------------------|
| Horse/Jockey Name              | Big Boy George/Charlie Bennett |
| Finish Rank                    | 8                              |
| Fastest Section Time (Section) | 0:11.43 (1000-800)             |
| Top Speed [km/h] (Section)     | 63.6 (1000-800)                |
| Race State                     | Finished                       |



Toowoomba QLD --Professional-2026-05-09  
 Race 2: MOORE TRAILERS BENCHMARK 70 Handicap - 1200m  
 09 May 2026 - 5:41PM  
 Track Rating: Good 4, Weather: Fine, Rail Position: True Entire Circuit



| Section                | L1200                | L1000                     | L800                      | L600                      | L400                      | L200                     |
|------------------------|----------------------|---------------------------|---------------------------|---------------------------|---------------------------|--------------------------|
| Section Times          | 1:14.02<br>(0:14.84) | 0:59.18 [11]<br>(0:11.43) | 0:47.74 [10]<br>(0:11.86) | 0:35.89 [10]<br>(0:11.76) | 0:24.12 [10]<br>(0:11.77) | 0:12.36 [8]<br>(0:12.36) |
| Average Speed [km/h]   | 48.7                 | 63.0                      | 60.4                      | 60.9                      | 61.6                      | 58.4                     |
| Top Speed [km/h]       | 63.2                 | 63.6                      | 62.0                      | 61.4                      | 62.0                      | 61.5                     |
| Avg. Dist. to Rail [m] | 5.4                  | 1.0                       | 1.7                       | 1.4                       | 2.7                       | 5.0                      |
| Avg. Stride Freq. [Hz] | 2.3                  | 2.3                       | 2.3                       | 2.3                       | 2.3                       | 2.2                      |
| Avg. Stride Length [m] | 6.7                  | 7.6                       | 7.5                       | 7.5                       | 7.5                       | 7.5                      |



[ ] Ranking at each section and finish  
 -:-:- No data available at this section  
 NA No data available

|                                |                          |
|--------------------------------|--------------------------|
| Horse/Jockey Name              | Cryptolini/Ashley Butler |
| Finish Rank                    | 9                        |
| Fastest Section Time (Section) | 0:11.58 (1000-800)       |
| Top Speed [km/h] (Section)     | 63.8 (1000-800)          |
| Race State                     | Finished                 |



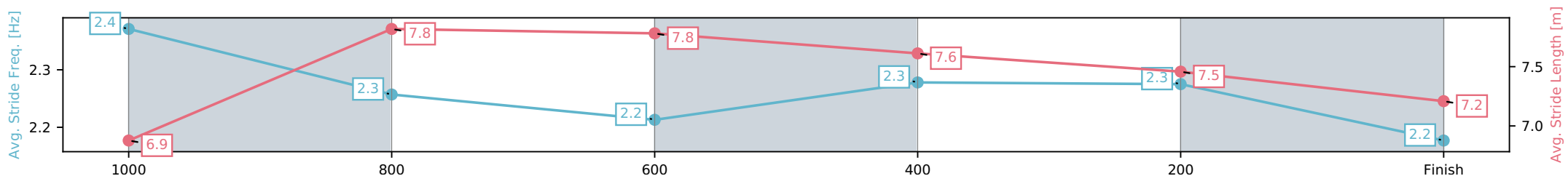
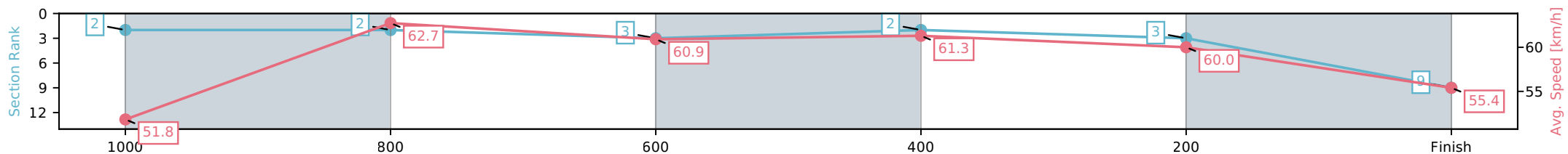
Toowoomba QLD --Professional-2026-05-09  
 Race 2: MOORE TRAILERS BENCHMARK 70 Handicap - 1200m



09 May 2026 - 5:41PM

Track Rating: Good 4, Weather: Fine, Rail Position: True Entire Circuit

| Section                | L1200                | L1000                    | L800                     | L600                     | L400                     | L200                     |
|------------------------|----------------------|--------------------------|--------------------------|--------------------------|--------------------------|--------------------------|
| Section Times          | 1:14.24<br>(0:13.79) | 1:00.45 [2]<br>(0:11.58) | 0:48.87 [3]<br>(0:11.93) | 0:36.94 [2]<br>(0:11.82) | 0:25.12 [3]<br>(0:12.07) | 0:13.04 [9]<br>(0:13.04) |
| Average Speed [km/h]   | 51.8                 | 62.7                     | 60.9                     | 61.3                     | 60.0                     | 55.4                     |
| Top Speed [km/h]       | 63.7                 | 63.8                     | 61.4                     | 62.4                     | 61.3                     | 57.7                     |
| Avg. Dist. to Rail [m] | 6.5                  | 3.5                      | 2.6                      | 1.4                      | 1.6                      | 1.8                      |
| Avg. Stride Freq. [Hz] | 2.4                  | 2.3                      | 2.2                      | 2.3                      | 2.3                      | 2.2                      |
| Avg. Stride Length [m] | 6.9                  | 7.8                      | 7.8                      | 7.6                      | 7.5                      | 7.2                      |



[ ] Ranking at each section and finish  
 -:-:- No data available at this section  
 NA No data available

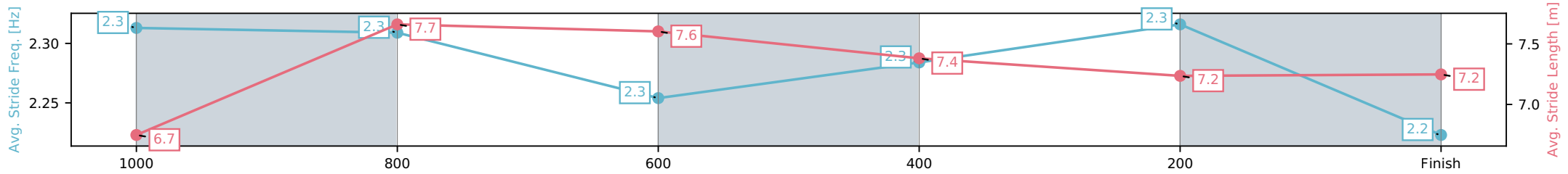
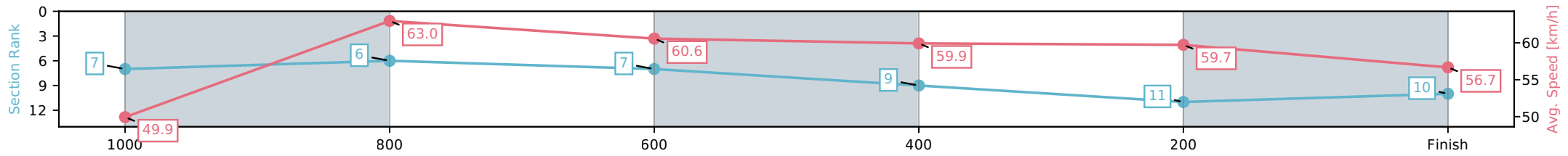
|                                |                                 |
|--------------------------------|---------------------------------|
| Horse/Jockey Name              | Mishani Renegade/Michael Murphy |
| Finish Rank                    | 10                              |
| Fastest Section Time (Section) | 0:11.52 (1000-800)              |
| Top Speed [km/h] (Section)     | 63.5 (1000-800)                 |
| Race State                     | Finished                        |



Toowoomba QLD --Professional-2026-05-09  
 Race 2: MOORE TRAILERS BENCHMARK 70 Handicap - 1200m  
 09 May 2026 - 5:41PM  
 Track Rating: Good 4, Weather: Fine, Rail Position: True Entire Circuit



| Section                | L1200                | L1000                    | L800                     | L600                     | L400                      | L200                      |
|------------------------|----------------------|--------------------------|--------------------------|--------------------------|---------------------------|---------------------------|
| Section Times          | 1:14.52<br>(0:14.20) | 1:00.32 [6]<br>(0:11.52) | 0:48.80 [7]<br>(0:11.97) | 0:36.84 [9]<br>(0:12.03) | 0:24.81 [11]<br>(0:12.05) | 0:12.76 [10]<br>(0:12.76) |
| Average Speed [km/h]   | 49.9                 | 63.0                     | 60.6                     | 59.9                     | 59.7                      | 56.7                      |
| Top Speed [km/h]       | 63.1                 | 63.5                     | 61.7                     | 61.4                     | 60.6                      | 59.2                      |
| Avg. Dist. to Rail [m] | 4.7                  | 2.6                      | 2.0                      | 0.6                      | 0.2                       | 2.4                       |
| Avg. Stride Freq. [Hz] | 2.3                  | 2.3                      | 2.3                      | 2.3                      | 2.3                       | 2.2                       |
| Avg. Stride Length [m] | 6.7                  | 7.7                      | 7.6                      | 7.4                      | 7.2                       | 7.2                       |



[ ] Ranking at each section and finish  
 -.-.- No data available at this section  
 NA No data available

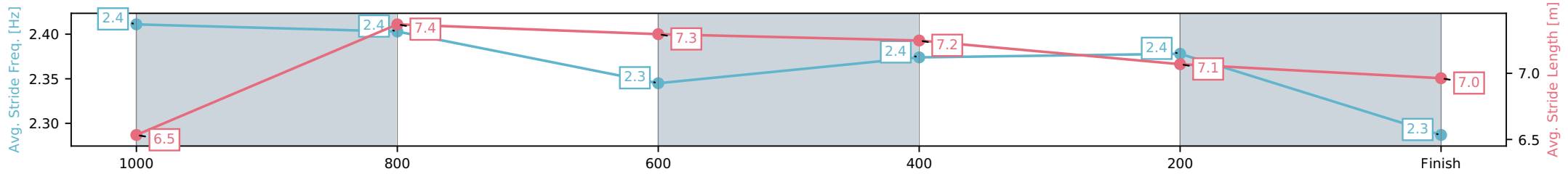
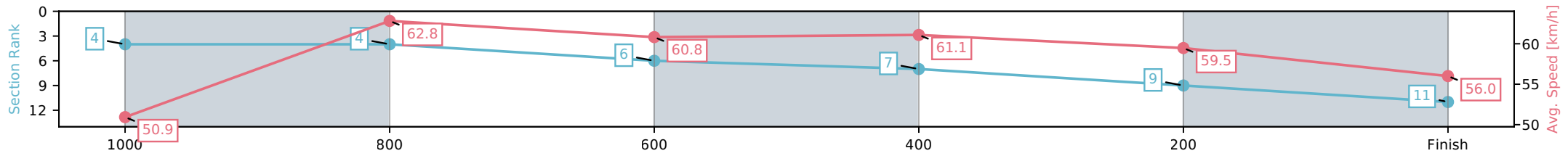
|                                |                            |
|--------------------------------|----------------------------|
| Horse/Jockey Name              | Cinque Terre/Kelsey Lenton |
| Finish Rank                    | 11                         |
| Fastest Section Time (Section) | 0:11.60 (1000-800)         |
| Top Speed [km/h] (Section)     | 64.0 (1000-800)            |
| Race State                     | Finished                   |



Toowoomba QLD --Professional-2026-05-09  
 Race 2: MOORE TRAILERS BENCHMARK 70 Handicap - 1200m  
 09 May 2026 - 5:41PM  
 Track Rating: Good 4, Weather: Fine, Rail Position: True Entire Circuit



| Section                | L1200                | L1000                    | L800                     | L600                     | L400                     | L200                      |
|------------------------|----------------------|--------------------------|--------------------------|--------------------------|--------------------------|---------------------------|
| Section Times          | 1:14.55<br>(0:13.94) | 1:00.61 [4]<br>(0:11.60) | 0:49.01 [6]<br>(0:12.05) | 0:36.96 [7]<br>(0:11.96) | 0:25.00 [9]<br>(0:12.09) | 0:12.91 [11]<br>(0:12.91) |
| Average Speed [km/h]   | 50.9                 | 62.8                     | 60.8                     | 61.1                     | 59.5                     | 56.0                      |
| Top Speed [km/h]       | 62.8                 | 64.0                     | 62.9                     | 62.2                     | 60.3                     | 58.2                      |
| Avg. Dist. to Rail [m] | 5.6                  | 4.3                      | 5.2                      | 3.0                      | 0.9                      | 0.5                       |
| Avg. Stride Freq. [Hz] | 2.4                  | 2.4                      | 2.3                      | 2.4                      | 2.4                      | 2.3                       |
| Avg. Stride Length [m] | 6.5                  | 7.4                      | 7.3                      | 7.2                      | 7.1                      | 7.0                       |



[ ] Ranking at each section and finish  
 -:-:- No data available at this section  
 NA No data available

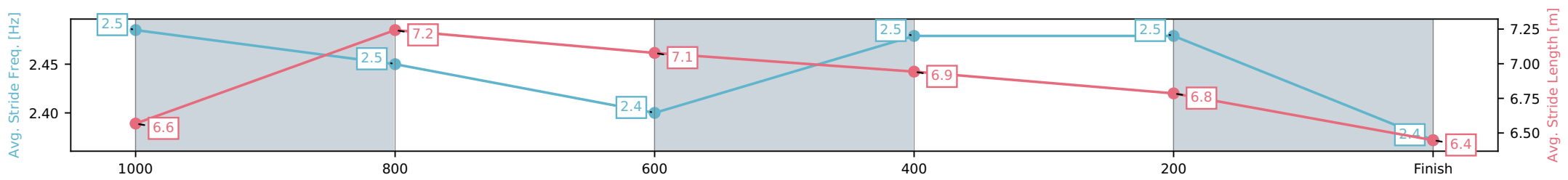
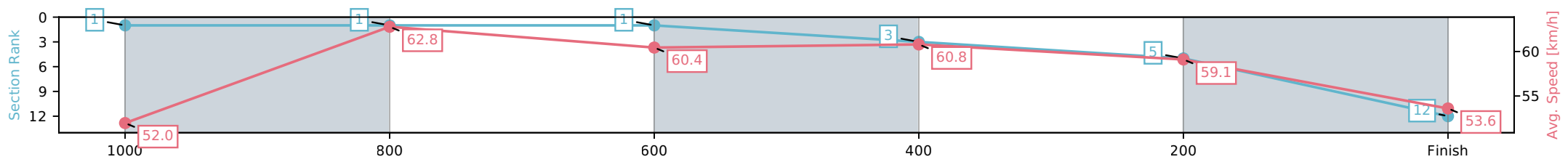
|                                |                     |
|--------------------------------|---------------------|
| Horse/Jockey Name              | Viale/Stacey Callow |
| Finish Rank                    | 12                  |
| Fastest Section Time (Section) | 0:11.52 (1000-800)  |
| Top Speed [km/h] (Section)     | 63.8 (1000-800)     |
| Race State                     | Finished            |



Toowoomba QLD --Professional-2026-05-09  
 Race 2: MOORE TRAILERS BENCHMARK 70 Handicap - 1200m  
 09 May 2026 - 5:41PM  
 Track Rating: Good 4, Weather: Fine, Rail Position: True Entire Circuit



| Section                | L1200                | L1000                    | L800                     | L600                     | L400                     | L200                      |
|------------------------|----------------------|--------------------------|--------------------------|--------------------------|--------------------------|---------------------------|
| Section Times          | 1:14.80<br>(0:13.74) | 1:01.06 [1]<br>(0:11.52) | 0:49.54 [1]<br>(0:11.98) | 0:37.56 [3]<br>(0:11.90) | 0:25.67 [5]<br>(0:12.21) | 0:13.46 [12]<br>(0:13.46) |
| Average Speed [km/h]   | 52.0                 | 62.8                     | 60.4                     | 60.8                     | 59.1                     | 53.6                      |
| Top Speed [km/h]       | 63.6                 | 63.8                     | 61.0                     | 61.2                     | 60.8                     | 56.4                      |
| Avg. Dist. to Rail [m] | 4.6                  | 1.3                      | 1.3                      | 1.0                      | 0.8                      | 1.2                       |
| Avg. Stride Freq. [Hz] | 2.5                  | 2.5                      | 2.4                      | 2.5                      | 2.5                      | 2.4                       |
| Avg. Stride Length [m] | 6.6                  | 7.2                      | 7.1                      | 6.9                      | 6.8                      | 6.4                       |



[ ] Ranking at each section and finish  
 -:-:- No data available at this section  
 NA No data available



# Toowoomba QLD

## Race 3: HIGGINS COATINGS BENCHMARK 62 Handicap - 1300m

09 May 2026 - 6:20PM



Track Rating: Good 4, Weather: Fine, Rail Position: True Entire Circuit

Field Times (Race Tempo)      1:21.18 (0:08.38)    1:12.80 (0:11.40)    1:01.40 (0:11.77)    0:49.63 (0:12.18)    0:37.46 (0:11.90)    0:25.56 (0:12.13)    0:13.42 (0:13.42)

| Rank | TAB#   | Horse            | Overall Time  | First 400m | Top Speed km/h (Section) | L1300        | L1200       | L1000       | L800        | L600        | L400        | L200         |  |
|------|--------|------------------|---------------|------------|--------------------------|--------------|-------------|-------------|-------------|-------------|-------------|--------------|--|
|      | (BAR#) | Jockey           | Margin (DT-W) | Last 600m  | Fastest Section (Time)   | Start - 1200 | 1200 - 1000 | 1000 - 800  | 800 - 600   | 600 - 400   | 400 - 200   | 200 - Finish |  |
| 1    | 3      | Fort William     | 1:21.18       | 0:25.70    | 67.0 (1200-1000)         | 1:21.18      | 1:12.36 [5] | 1:01.24 [3] | 0:49.49 [3] | 0:37.45 [3] | 0:25.56 [1] | 0:13.42 [1]  |  |
|      | (7)    | Stacey Callow    |               | 0:37.44    | 1200-1000 (0:11.12)      | (0:08.82)    | (0:11.12)   | (0:11.75)   | (0:12.04)   | (0:11.89)   | (0:12.13)   | (0:13.42)    |  |
| 2    | 13     | Rubaahy          | 1:21.23       | 0:26.13    | 65.0 (1200-1000)         | 1:21.23      | 1:12.27 [7] | 1:00.84 [7] | 0:49.13 [8] | 0:37.01 [8] | 0:25.01 [7] | 0:12.83 [4]  |  |
|      | (6)    | Montanna Savva   | 0.3L (-6)     | 0:37.01    | 1200-1000 (0:11.43)      | (0:08.96)    | (0:11.43)   | (0:11.70)   | (0:12.12)   | (0:12.01)   | (0:12.17)   | (0:12.83)    |  |
| 3    | 4      | Touch Of Gracie  | 1:21.26       | 0:25.95    | 64.7 (1200-1000)         | 1:21.26      | 1:12.42 [6] | 1:01.03 [5] | 0:49.31 [5] | 0:37.19 [5] | 0:25.24 [4] | 0:13.02 [3]  |  |
|      | (5)    | Corey Sutherland | 0.5L (-4)     | 0:37.20    | 1200-1000 (0:11.38)      | (0:08.84)    | (0:11.38)   | (0:11.73)   | (0:12.11)   | (0:11.96)   | (0:12.22)   | (0:13.02)    |  |
| 4    | 2      | Hollywood Epic   | 1:21.27       | 0:25.52    | 64.9 (1200-1000)         | 1:21.27      | 1:12.70 [2] | 1:01.43 [2] | 0:49.70 [2] | 0:37.55 [2] | 0:25.50 [2] | 0:13.19 [2]  |  |
|      | (3)    | Chloe Lowe       | 0.5L (-6)     | 0:37.55    | 1200-1000 (0:11.28)      | (0:08.57)    | (0:11.28)   | (0:11.73)   | (0:12.15)   | (0:12.05)   | (0:12.31)   | (0:13.19)    |  |
| 5    | 5      | Shut Eye         | 1:21.60       | 0:26.04    | 65.4 (1200-1000)         | 1:21.60      | 1:12.61 [8] | 1:01.27 [6] | 0:49.58 [6] | 0:37.53 [6] | 0:25.42 [5] | 0:12.97 [6]  |  |
|      | (9)    | Kenji Yoshida    | 2.5L (-5)     | 0:37.53    | 1200-1000 (0:11.34)      | (0:08.99)    | (0:11.34)   | (0:11.68)   | (0:12.06)   | (0:12.11)   | (0:12.45)   | (0:12.97)    |  |
| 6    | 8      | So Bright        | 1:21.81       | 0:26.23    | 63.0 (1000-800)          | 1:21.81      | 1:13.00 [4] | 1:01.38 [8] | 0:49.76 [7] | 0:37.63 [7] | 0:25.34 [8] | 0:12.90 [8]  |  |
|      | (1)    | Kelsey Lenton    | 3.7L (-8)     | 0:37.63    | 1000-800 (0:11.61)       | (0:08.81)    | (0:11.63)   | (0:11.61)   | (0:12.14)   | (0:12.29)   | (0:12.44)   | (0:12.90)    |  |
| 7    | 6      | Chayse 'N' Leisa | 1:21.85       | 0:25.49    | 63.9 (1000-800)          | 1:21.85      | 1:13.47 [1] | 1:02.07 [1] | 0:50.30 [1] | 0:38.13 [1] | 0:26.07 [3] | 0:13.43 [5]  |  |
|      | (2)    | Scott Sheargold  | 4.0L (-7)     | 0:38.13    | 1200-1000 (0:11.40)      | (0:08.38)    | (0:11.40)   | (0:11.77)   | (0:12.18)   | (0:12.06)   | (0:12.64)   | (0:13.43)    |  |
| 8    | 7      | Porrista         | 1:22.18       | 0:25.85    | 65.0 (1200-1000)         | 1:22.18      | 1:13.39 [3] | 1:02.06 [4] | 0:50.38 [4] | 0:38.19 [4] | 0:25.98 [6] | 0:13.40 [7]  |  |
|      | (4)    | Ashley Butler    | 5.9L (-5)     | 0:38.19    | 1200-1000 (0:11.32)      | (0:08.79)    | (0:11.32)   | (0:11.69)   | (0:12.18)   | (0:12.21)   | (0:12.58)   | (0:13.40)    |  |
| 9    | 11     | Badda Boom Baby  | 1:22.41       | 0:26.53    | 65.2 (1200-1000)         | 1:22.41      | 1:13.14 [9] | 1:01.66 [9] | 0:49.97 [9] | 0:37.87 [9] | 0:25.60 [9] | 0:13.14 [9]  |  |
|      | (8)    | McKenzie Apel    | 7.3L (-7)     | 0:37.88    | 1200-1000 (0:11.48)      | (0:09.27)    | (0:11.48)   | (0:11.70)   | (0:12.09)   | (0:12.28)   | (0:12.46)   | (0:13.14)    |  |

Scratched: Cryptolini (#1), Yes To Excess (#9), Electric Arrow (#10), Faithinher (#12)

Report Created: Sat 09 May 2026

(Note: Races are conducted over an approximate distance as close as possible to the advertised distance, and recorded data may vary accordingly. Official times refer to race times only and do not include handicap times.)

[ ] Position in running at each section and finish    TAB# Saddle cloth number

-:--:-- No data available at this section

NA No data available

DNT Did not track

BAR# Barrier/Gate Position

DNF Did not finish

DT-W Distance travelled compared to winner in metres

Fastest split

Fastest section

|                                |                            |
|--------------------------------|----------------------------|
| Horse/Jockey Name              | Fort William/Stacey Callow |
| Finish Rank                    | 1                          |
| Fastest Section Time (Section) | 0:11.12 (1200-1000)        |
| Top Speed [km/h] (Section)     | 67.0 (1200-1000)           |
| Race State                     | Finished                   |



Toowoomba QLD --Professional-2026-05-09

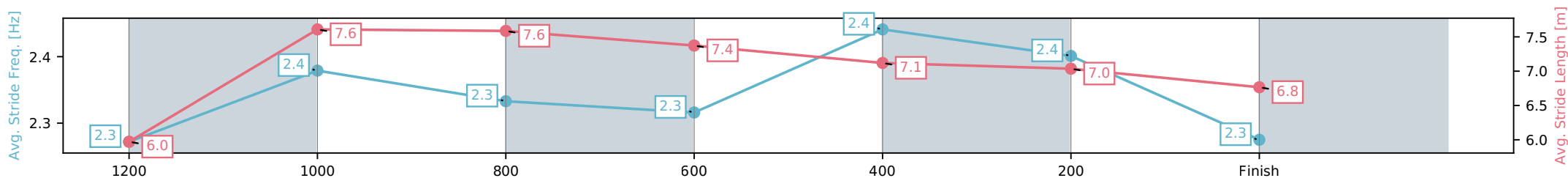
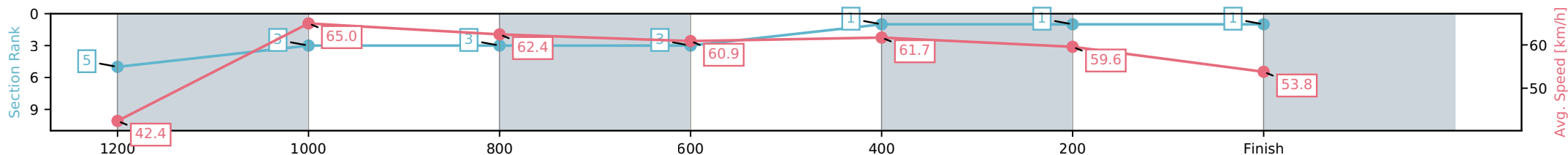
Race 3: HIGGINS COATINGS BENCHMARK 62 Handicap - 1300m



09 May 2026 - 6:20PM

Track Rating: Good 4, Weather: Fine, Rail Position: True Entire Circuit

| Section                | L1300                | L1200                    | L1000                    | L800                     | L600                     | L400                     | L200                     |
|------------------------|----------------------|--------------------------|--------------------------|--------------------------|--------------------------|--------------------------|--------------------------|
| Section Times          | 1:21.18<br>(0:08.82) | 1:12.36 [3]<br>(0:11.12) | 1:01.24 [3]<br>(0:11.75) | 0:49.49 [3]<br>(0:12.04) | 0:37.45 [1]<br>(0:11.89) | 0:25.56 [1]<br>(0:12.13) | 0:13.42 [1]<br>(0:13.42) |
| Average Speed [km/h]   | 42.4                 | 65.0                     | 62.4                     | 60.9                     | 61.7                     | 59.6                     | 53.8                     |
| Top Speed [km/h]       | 60.2                 | 67.0                     | 63.9                     | 62.5                     | 62.7                     | 60.7                     | 57.5                     |
| Avg. Dist. to Rail [m] | 9.9                  | 5.4                      | 5.5                      | 4.8                      | 3.9                      | 0.8                      | 1.1                      |
| Avg. Stride Freq. [Hz] | 2.3                  | 2.4                      | 2.3                      | 2.3                      | 2.4                      | 2.4                      | 2.3                      |
| Avg. Stride Length [m] | 6.0                  | 7.6                      | 7.6                      | 7.4                      | 7.1                      | 7.0                      | 6.8                      |



- [ ] Ranking at each section and finish
- :-:- No data available at this section
- NA No data available

|                                |                        |
|--------------------------------|------------------------|
| Horse/Jockey Name              | Rubaahy/Montanna Savva |
| Finish Rank                    | 2                      |
| Fastest Section Time (Section) | 0:11.43 (1200-1000)    |
| Top Speed [km/h] (Section)     | 65.0 (1200-1000)       |
| Race State                     | Finished               |



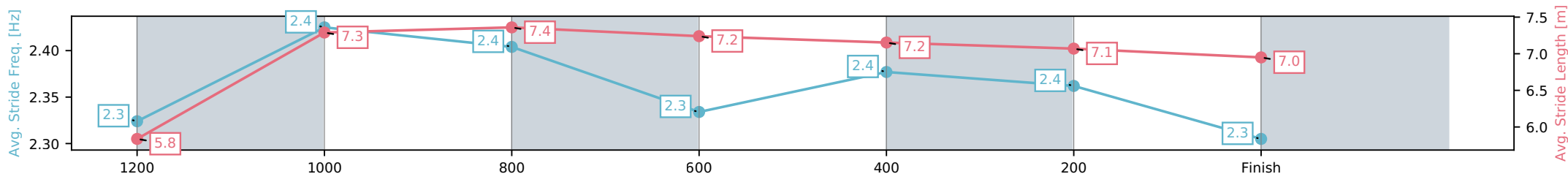
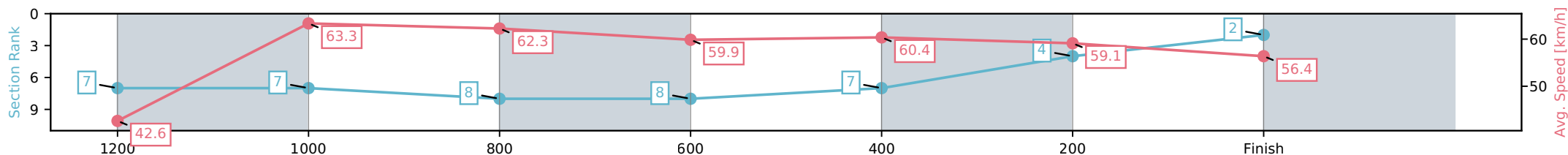
Toowoomba QLD --Professional-2026-05-09  
 Race 3: HIGGINS COATINGS BENCHMARK 62 Handicap - 1300m



09 May 2026 - 6:20PM

Track Rating: Good 4, Weather: Fine, Rail Position: True Entire Circuit

| Section                | L1300                | L1200                    | L1000                    | L800                     | L600                     | L400                     | L200                     |
|------------------------|----------------------|--------------------------|--------------------------|--------------------------|--------------------------|--------------------------|--------------------------|
| Section Times          | 1:21.23<br>(0:08.96) | 1:12.27 [7]<br>(0:11.43) | 1:00.84 [8]<br>(0:11.70) | 0:49.13 [8]<br>(0:12.12) | 0:37.01 [7]<br>(0:12.01) | 0:25.01 [4]<br>(0:12.17) | 0:12.83 [2]<br>(0:12.83) |
| Average Speed [km/h]   | 42.6                 | 63.3                     | 62.3                     | 59.9                     | 60.4                     | 59.1                     | 56.4                     |
| Top Speed [km/h]       | 59.3                 | 65.0                     | 63.3                     | 60.2                     | 61.2                     | 60.1                     | 57.9                     |
| Avg. Dist. to Rail [m] | 11.5                 | 5.7                      | 3.9                      | 1.7                      | 1.1                      | 0.5                      | 0.7                      |
| Avg. Stride Freq. [Hz] | 2.3                  | 2.4                      | 2.4                      | 2.3                      | 2.4                      | 2.4                      | 2.3                      |
| Avg. Stride Length [m] | 5.8                  | 7.3                      | 7.4                      | 7.2                      | 7.2                      | 7.1                      | 7.0                      |



- [ ] Ranking at each section and finish
- :-:- No data available at this section
- NA No data available

|                                |                                  |
|--------------------------------|----------------------------------|
| Horse/Jockey Name              | Touch Of Gracie/Corey Sutherland |
| Finish Rank                    | 3                                |
| Fastest Section Time (Section) | 0:11.38 (1200-1000)              |
| Top Speed [km/h] (Section)     | 64.7 (1200-1000)                 |
| Race State                     | Finished                         |



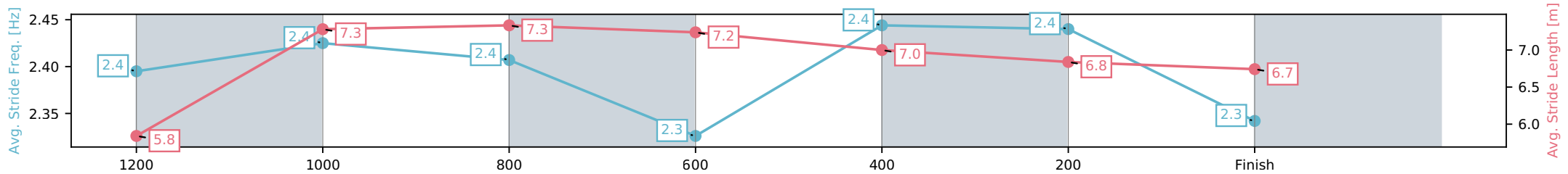
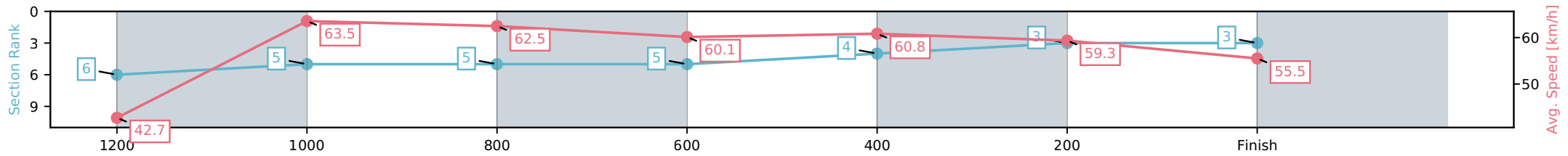
Toowoomba QLD --Professional-2026-05-09  
 Race 3: HIGGINS COATINGS BENCHMARK 62 Handicap - 1300m



09 May 2026 - 6:20PM

Track Rating: Good 4, Weather: Fine, Rail Position: True Entire Circuit

| Section                | L1300                | L1200                    | L1000                    | L800                     | L600                     | L400                     | L200                     |
|------------------------|----------------------|--------------------------|--------------------------|--------------------------|--------------------------|--------------------------|--------------------------|
| Section Times          | 1:21.26<br>(0:08.84) | 1:12.42 [5]<br>(0:11.38) | 1:01.03 [5]<br>(0:11.73) | 0:49.31 [5]<br>(0:12.11) | 0:37.19 [4]<br>(0:11.96) | 0:25.24 [3]<br>(0:12.22) | 0:13.02 [3]<br>(0:13.02) |
| Average Speed [km/h]   | 42.7                 | 63.5                     | 62.5                     | 60.1                     | 60.8                     | 59.3                     | 55.5                     |
| Top Speed [km/h]       | 60.1                 | 64.7                     | 64.3                     | 61.2                     | 62.4                     | 60.6                     | 58.2                     |
| Avg. Dist. to Rail [m] | 14.2                 | 7.8                      | 6.0                      | 3.0                      | 2.1                      | 2.3                      | 3.9                      |
| Avg. Stride Freq. [Hz] | 2.4                  | 2.4                      | 2.4                      | 2.3                      | 2.4                      | 2.4                      | 2.3                      |
| Avg. Stride Length [m] | 5.8                  | 7.3                      | 7.3                      | 7.2                      | 7.0                      | 6.8                      | 6.7                      |



[ ] Ranking at each section and finish  
 -:-:- No data available at this section  
 NA No data available

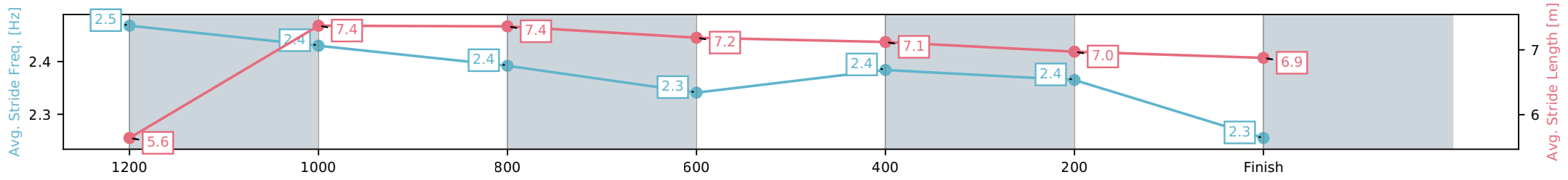
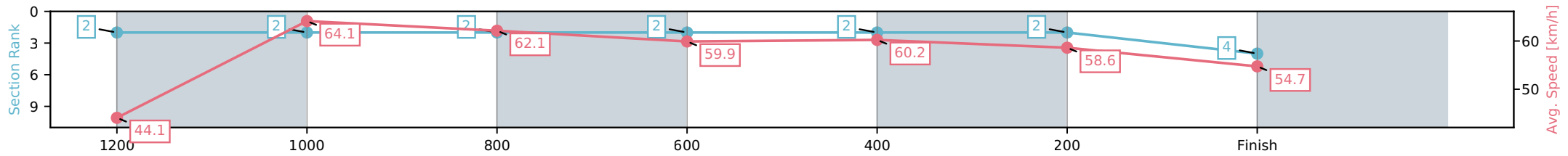
|                                |                           |
|--------------------------------|---------------------------|
| Horse/Jockey Name              | Hollywood Epic/Chloe Lowe |
| Finish Rank                    | 4                         |
| Fastest Section Time (Section) | 0:11.28 (1200-1000)       |
| Top Speed [km/h] (Section)     | 64.9 (1200-1000)          |
| Race State                     | Finished                  |



Toowoomba QLD --Professional-2026-05-09  
 Race 3: HIGGINS COATINGS BENCHMARK 62 Handicap - 1300m  
 09 May 2026 - 6:20PM  
 Track Rating: Good 4, Weather: Fine, Rail Position: True Entire Circuit



| Section                | L1300                | L1200                    | L1000                    | L800                     | L600                     | L400                     | L200                     |
|------------------------|----------------------|--------------------------|--------------------------|--------------------------|--------------------------|--------------------------|--------------------------|
| Section Times          | 1:21.27<br>(0:08.57) | 1:12.70 [2]<br>(0:11.28) | 1:01.43 [2]<br>(0:11.73) | 0:49.70 [2]<br>(0:12.15) | 0:37.55 [2]<br>(0:12.05) | 0:25.50 [2]<br>(0:12.31) | 0:13.19 [4]<br>(0:13.19) |
| Average Speed [km/h]   | 44.1                 | 64.1                     | 62.1                     | 59.9                     | 60.2                     | 58.6                     | 54.7                     |
| Top Speed [km/h]       | 61.7                 | 64.9                     | 64.9                     | 60.8                     | 60.8                     | 59.9                     | 56.7                     |
| Avg. Dist. to Rail [m] | 9.3                  | 5.1                      | 4.2                      | 2.6                      | 1.5                      | 0.5                      | 0.7                      |
| Avg. Stride Freq. [Hz] | 2.5                  | 2.4                      | 2.4                      | 2.3                      | 2.4                      | 2.4                      | 2.3                      |
| Avg. Stride Length [m] | 5.6                  | 7.4                      | 7.4                      | 7.2                      | 7.1                      | 7.0                      | 6.9                      |



[ ] Ranking at each section and finish  
 -:-:- No data available at this section  
 NA No data available

|                                |                        |
|--------------------------------|------------------------|
| Horse/Jockey Name              | Shut Eye/Kenji Yoshida |
| Finish Rank                    | 5                      |
| Fastest Section Time (Section) | 0:11.34 (1200-1000)    |
| Top Speed [km/h] (Section)     | 65.4 (1200-1000)       |
| Race State                     | Finished               |



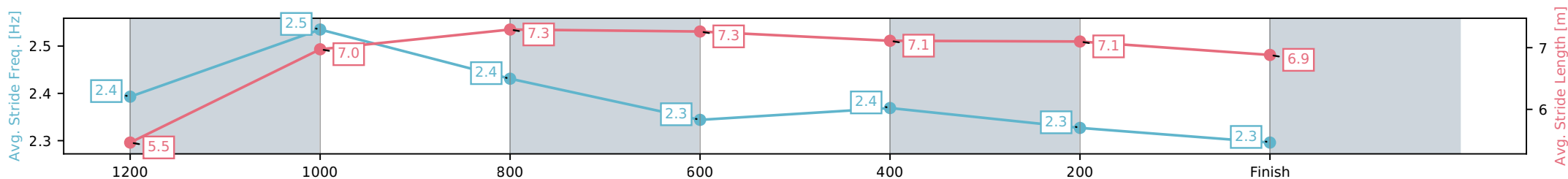
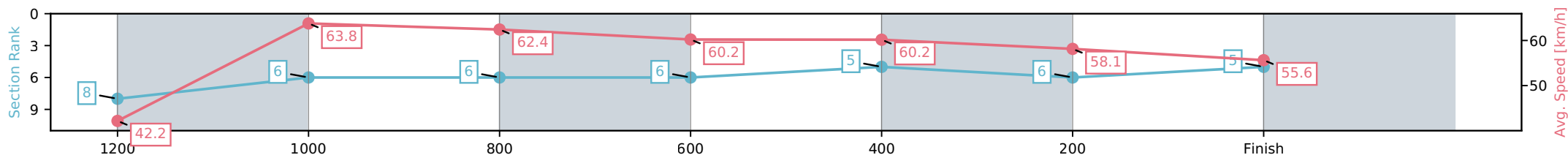
Toowoomba QLD --Professional-2026-05-09  
 Race 3: HIGGINS COATINGS BENCHMARK 62 Handicap - 1300m



09 May 2026 - 6:20PM

Track Rating: Good 4, Weather: Fine, Rail Position: True Entire Circuit

| Section                | L1300                | L1200                    | L1000                    | L800                     | L600                     | L400                     | L200                     |
|------------------------|----------------------|--------------------------|--------------------------|--------------------------|--------------------------|--------------------------|--------------------------|
| Section Times          | 1:21.60<br>(0:08.99) | 1:12.61 [6]<br>(0:11.34) | 1:01.27 [6]<br>(0:11.68) | 0:49.58 [6]<br>(0:12.06) | 0:37.53 [5]<br>(0:12.11) | 0:25.42 [6]<br>(0:12.45) | 0:12.97 [5]<br>(0:12.97) |
| Average Speed [km/h]   | 42.2                 | 63.8                     | 62.4                     | 60.2                     | 60.2                     | 58.1                     | 55.6                     |
| Top Speed [km/h]       | 58.3                 | 65.4                     | 63.8                     | 61.0                     | 61.1                     | 59.8                     | 57.4                     |
| Avg. Dist. to Rail [m] | 14.3                 | 6.9                      | 4.3                      | 2.5                      | 2.1                      | 1.8                      | 2.6                      |
| Avg. Stride Freq. [Hz] | 2.4                  | 2.5                      | 2.4                      | 2.3                      | 2.4                      | 2.3                      | 2.3                      |
| Avg. Stride Length [m] | 5.5                  | 7.0                      | 7.3                      | 7.3                      | 7.1                      | 7.1                      | 6.9                      |



[ ] Ranking at each section and finish  
 -:-:- No data available at this section  
 NA No data available

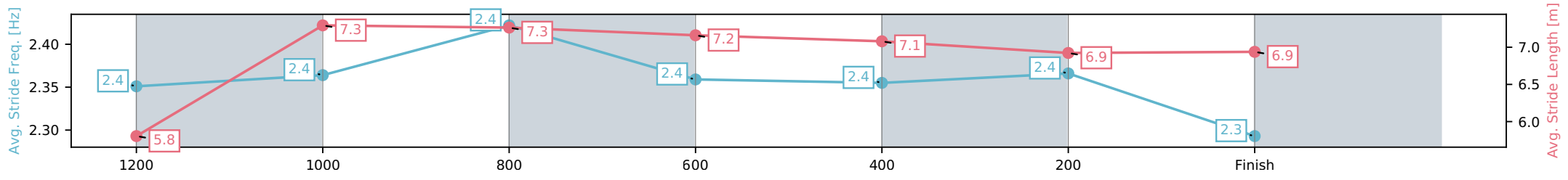
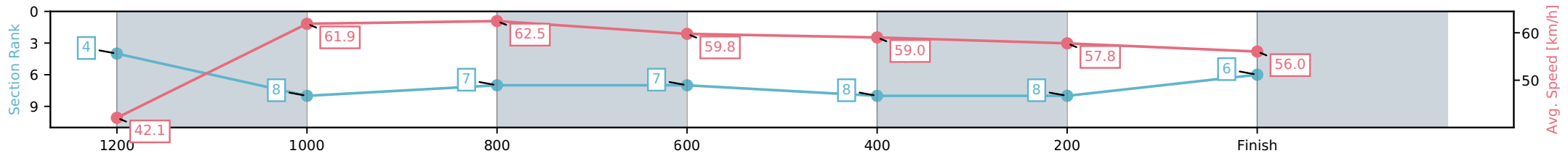
|                                |                         |
|--------------------------------|-------------------------|
| Horse/Jockey Name              | So Bright/Kelsey Lenton |
| Finish Rank                    | 6                       |
| Fastest Section Time (Section) | 0:11.61 (1000-800)      |
| Top Speed [km/h] (Section)     | 63.0 (1000-800)         |
| Race State                     | Finished                |



Toowoomba QLD --Professional-2026-05-09  
 Race 3: HIGGINS COATINGS BENCHMARK 62 Handicap - 1300m  
 09 May 2026 - 6:20PM  
 Track Rating: Good 4, Weather: Fine, Rail Position: True Entire Circuit



| Section                | L1300                | L1200                    | L1000                    | L800                     | L600                     | L400                     | L200                     |
|------------------------|----------------------|--------------------------|--------------------------|--------------------------|--------------------------|--------------------------|--------------------------|
| Section Times          | 1:21.81<br>(0:08.81) | 1:13.00 [8]<br>(0:11.63) | 1:01.38 [7]<br>(0:11.61) | 0:49.76 [7]<br>(0:12.14) | 0:37.63 [8]<br>(0:12.29) | 0:25.34 [8]<br>(0:12.44) | 0:12.90 [6]<br>(0:12.90) |
| Average Speed [km/h]   | 42.1                 | 61.9                     | 62.5                     | 59.8                     | 59.0                     | 57.8                     | 56.0                     |
| Top Speed [km/h]       | 57.5                 | 62.7                     | 63.0                     | 61.2                     | 60.4                     | 58.5                     | 57.4                     |
| Avg. Dist. to Rail [m] | 6.4                  | 3.1                      | 2.5                      | 2.8                      | 1.7                      | 0.8                      | 3.0                      |
| Avg. Stride Freq. [Hz] | 2.4                  | 2.4                      | 2.4                      | 2.4                      | 2.4                      | 2.4                      | 2.3                      |
| Avg. Stride Length [m] | 5.8                  | 7.3                      | 7.3                      | 7.2                      | 7.1                      | 6.9                      | 6.9                      |



[ ] Ranking at each section and finish  
 -:-:- No data available at this section  
 NA No data available

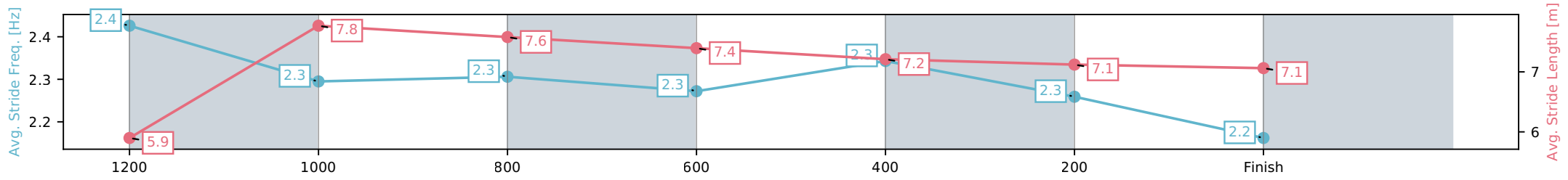
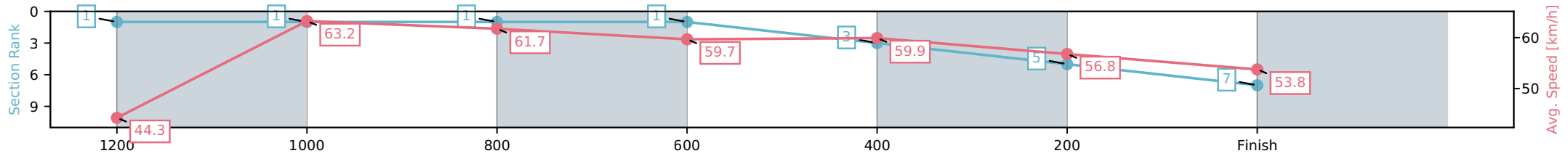
|                                |                                  |
|--------------------------------|----------------------------------|
| Horse/Jockey Name              | Chayse 'N' Leisa/Scott Sheargold |
| Finish Rank                    | 7                                |
| Fastest Section Time (Section) | 0:11.40 (1200-1000)              |
| Top Speed [km/h] (Section)     | 63.9 (1000-800)                  |
| Race State                     | Finished                         |



Toowoomba QLD --Professional-2026-05-09  
 Race 3: HIGGINS COATINGS BENCHMARK 62 Handicap - 1300m  
 09 May 2026 - 6:20PM  
 Track Rating: Good 4, Weather: Fine, Rail Position: True Entire Circuit



| Section                | L1300                | L1200                    | L1000                    | L800                     | L600                     | L400                     | L200                     |
|------------------------|----------------------|--------------------------|--------------------------|--------------------------|--------------------------|--------------------------|--------------------------|
| Section Times          | 1:21.85<br>(0:08.38) | 1:13.47 [1]<br>(0:11.40) | 1:02.07 [1]<br>(0:11.77) | 0:50.30 [1]<br>(0:12.18) | 0:38.13 [3]<br>(0:12.06) | 0:26.07 [5]<br>(0:12.64) | 0:13.43 [7]<br>(0:13.43) |
| Average Speed [km/h]   | 44.3                 | 63.2                     | 61.7                     | 59.7                     | 59.9                     | 56.8                     | 53.8                     |
| Top Speed [km/h]       | 61.8                 | 63.9                     | 63.9                     | 60.3                     | 61.4                     | 58.6                     | 55.6                     |
| Avg. Dist. to Rail [m] | 6.8                  | 2.9                      | 2.8                      | 2.1                      | 1.0                      | 0.7                      | 0.9                      |
| Avg. Stride Freq. [Hz] | 2.4                  | 2.3                      | 2.3                      | 2.3                      | 2.3                      | 2.3                      | 2.2                      |
| Avg. Stride Length [m] | 5.9                  | 7.8                      | 7.6                      | 7.4                      | 7.2                      | 7.1                      | 7.1                      |



[ ] Ranking at each section and finish  
 -:-:- No data available at this section  
 NA No data available

|                                |                        |
|--------------------------------|------------------------|
| Horse/Jockey Name              | Porrista/Ashley Butler |
| Finish Rank                    | 8                      |
| Fastest Section Time (Section) | 0:11.32 (1200-1000)    |
| Top Speed [km/h] (Section)     | 65.0 (1200-1000)       |
| Race State                     | Finished               |



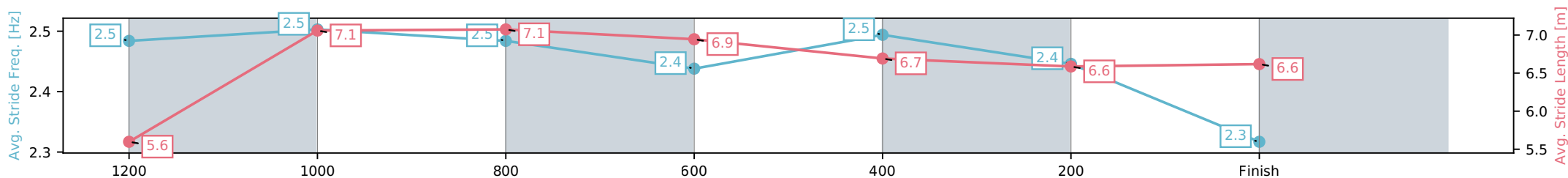
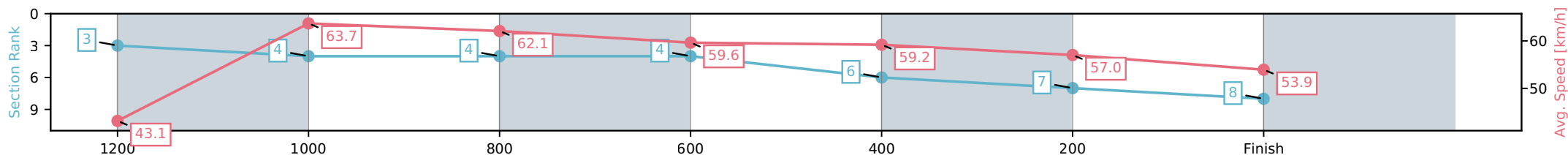
Toowoomba QLD --Professional-2026-05-09  
 Race 3: HIGGINS COATINGS BENCHMARK 62 Handicap - 1300m



09 May 2026 - 6:20PM

Track Rating: Good 4, Weather: Fine, Rail Position: True Entire Circuit

| Section                | L1300                | L1200                    | L1000                    | L800                     | L600                     | L400                     | L200                     |
|------------------------|----------------------|--------------------------|--------------------------|--------------------------|--------------------------|--------------------------|--------------------------|
| Section Times          | 1:22.18<br>(0:08.79) | 1:13.39 [4]<br>(0:11.32) | 1:02.06 [4]<br>(0:11.69) | 0:50.38 [4]<br>(0:12.18) | 0:38.19 [6]<br>(0:12.21) | 0:25.98 [7]<br>(0:12.58) | 0:13.40 [8]<br>(0:13.40) |
| Average Speed [km/h]   | 43.1                 | 63.7                     | 62.1                     | 59.6                     | 59.2                     | 57.0                     | 53.9                     |
| Top Speed [km/h]       | 59.8                 | 65.0                     | 63.5                     | 60.0                     | 60.0                     | 58.9                     | 55.3                     |
| Avg. Dist. to Rail [m] | 9.0                  | 3.2                      | 2.2                      | 2.3                      | 1.4                      | 1.3                      | 0.8                      |
| Avg. Stride Freq. [Hz] | 2.5                  | 2.5                      | 2.5                      | 2.4                      | 2.5                      | 2.4                      | 2.3                      |
| Avg. Stride Length [m] | 5.6                  | 7.1                      | 7.1                      | 6.9                      | 6.7                      | 6.6                      | 6.6                      |



- [ ] Ranking at each section and finish
- :-:- No data available at this section
- NA No data available

|                                |                               |
|--------------------------------|-------------------------------|
| Horse/Jockey Name              | Badda Boom Baby/McKenzie Apel |
| Finish Rank                    | 9                             |
| Fastest Section Time (Section) | 0:11.48 (1200-1000)           |
| Top Speed [km/h] (Section)     | 65.2 (1200-1000)              |
| Race State                     | Finished                      |



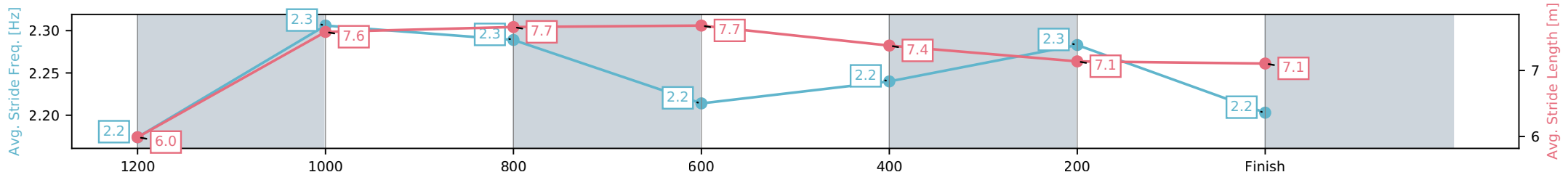
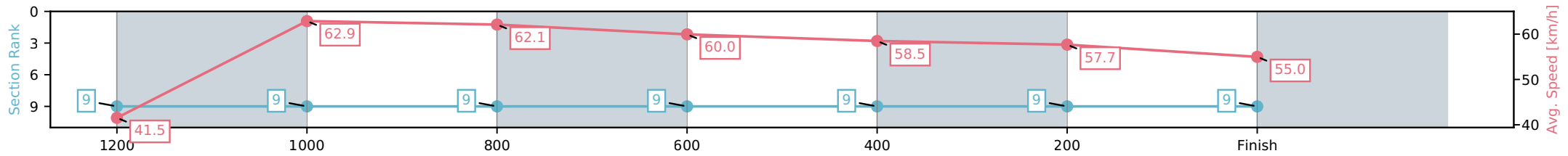
Toowoomba QLD --Professional-2026-05-09  
 Race 3: HIGGINS COATINGS BENCHMARK 62 Handicap - 1300m



09 May 2026 - 6:20PM

Track Rating: Good 4, Weather: Fine, Rail Position: True Entire Circuit

| Section                | L1300                | L1200                    | L1000                    | L800                     | L600                     | L400                     | L200                     |
|------------------------|----------------------|--------------------------|--------------------------|--------------------------|--------------------------|--------------------------|--------------------------|
| Section Times          | 1:22.41<br>(0:09.27) | 1:13.14 [9]<br>(0:11.48) | 1:01.66 [9]<br>(0:11.70) | 0:49.97 [9]<br>(0:12.09) | 0:37.87 [9]<br>(0:12.28) | 0:25.60 [9]<br>(0:12.46) | 0:13.14 [9]<br>(0:13.14) |
| Average Speed [km/h]   | 41.5                 | 62.9                     | 62.1                     | 60.0                     | 58.5                     | 57.7                     | 55.0                     |
| Top Speed [km/h]       | 58.0                 | 65.2                     | 63.0                     | 62.4                     | 59.6                     | 58.4                     | 57.2                     |
| Avg. Dist. to Rail [m] | 12.4                 | 3.6                      | 2.6                      | 1.5                      | 0.6                      | 0.8                      | 1.1                      |
| Avg. Stride Freq. [Hz] | 2.2                  | 2.3                      | 2.3                      | 2.2                      | 2.2                      | 2.3                      | 2.2                      |
| Avg. Stride Length [m] | 6.0                  | 7.6                      | 7.7                      | 7.7                      | 7.4                      | 7.1                      | 7.1                      |



[ ] Ranking at each section and finish  
 -:-:- No data available at this section  
 NA No data available



# Toowoomba QLD

Race 4: PLATINUM GLASS & SECURITY BENCHMARK 65 Handicap - 1625m

09 May 2026 - 7:00PM

Track Rating: Good 4, Weather: Fine, Rail Position: True Entire Circuit



Field Times (Race Tempo)      1:40.19 (0:14.88)      1:25.31 (0:11.11)      1:14.20 (0:11.95)      1:02.25 (0:12.48)      0:49.77 (0:12.71)      0:37.06 (0:12.33)      0:24.73 (0:12.31)      0:12.42 (0:12.42)

| Rank | TAB#   | Horse              | Overall Time  | First 400m | Top Speed km/h (Section) | L1625        | L1400        | L1200        | L1000        | L800         | L600         | L400         | L200         |
|------|--------|--------------------|---------------|------------|--------------------------|--------------|--------------|--------------|--------------|--------------|--------------|--------------|--------------|
|      | (BAR#) | Jockey             | Margin (DT-W) | Last 600m  | Fastest Section (Time)   | Start - 1400 | 1400 - 1200  | 1200 - 1000  | 1000 - 800   | 800 - 600    | 600 - 400    | 400 - 200    | 200 - Finish |
| 1    | 12     | Norty Forty        | 1:40.19       | 0:25.15    | 65.7 (1400-1200)         | 1:40.19      | 1:25.08 [5]  | 1:13.67 [5]  | 1:01.88 [3]  | 0:49.44 [3]  | 0:36.84 [3]  | 0:24.57 [2]  | 0:12.42 [1]  |
|      | (9)    | Kenji Yoshida      |               | 0:36.85    | 1400-1200 (0:11.40)      | (0:15.11)    | (0:11.40)    | (0:11.80)    | (0:12.43)    | (0:12.60)    | (0:12.27)    | (0:12.16)    | (0:12.42)    |
| 2    | 1      | Marenaro           | 1:40.39       | 0:25.72    | 66.9 (1625 - 1400)       | 1:40.39      | 1:24.84 [12] | 1:13.26 [12] | 1:01.29 [11] | 0:48.88 [11] | 0:36.26 [12] | 0:23.99 [11] | 0:12.16 [7]  |
|      | (8)    | Gary Geran         | 1.1L (-3)     | 0:36.26    | 1400-1200 (0:11.57)      | (0:15.56)    | (0:11.57)    | (0:11.97)    | (0:12.41)    | (0:12.62)    | (0:12.28)    | (0:11.82)    | (0:12.16)    |
| 3    | 6      | Madalsa            | 1:40.39       | 0:25.38    | 66.8 (1625 - 1400)       | 1:40.39      | 1:25.04 [10] | 1:13.61 [9]  | 1:01.69 [9]  | 0:49.14 [9]  | 0:36.66 [9]  | 0:24.44 [5]  | 0:12.25 [5]  |
|      | (11)   | Chloe Lowe         | 1.1L (+3)     | 0:36.67    | 1400-1200 (0:11.42)      | (0:15.35)    | (0:11.42)    | (0:11.92)    | (0:12.55)    | (0:12.48)    | (0:12.22)    | (0:12.20)    | (0:12.25)    |
| 4    | 8      | Kids Inthe Kitchen | 1:40.47       | 0:25.27    | 66.2 (1400-1200)         | 1:40.47      | 1:25.25 [8]  | 1:13.81 [7]  | 1:01.87 [6]  | 0:49.42 [8]  | 0:36.82 [7]  | 0:24.60 [4]  | 0:12.39 [4]  |
|      | (7)    | Brandon Lerena     | 1.6L (-5)     | 0:36.81    | 1400-1200 (0:11.44)      | (0:15.22)    | (0:11.44)    | (0:11.94)    | (0:12.45)    | (0:12.60)    | (0:12.22)    | (0:12.20)    | (0:12.39)    |
| 5    | 9      | Knowitall Frank    | 1:40.49       | 0:25.46    | 67.2 (1625 - 1400)       | 1:40.49      | 1:25.34 [7]  | 1:13.67 [10] | 1:01.68 [10] | 0:49.14 [10] | 0:36.50 [10] | 0:24.21 [9]  | 0:12.27 [6]  |
|      | (10)   | Corey Sutherland   | 1.7L (+1)     | 0:36.50    | 1400-1200 (0:11.66)      | (0:15.15)    | (0:11.66)    | (0:11.99)    | (0:12.55)    | (0:12.64)    | (0:12.28)    | (0:11.95)    | (0:12.27)    |
| 6    | 15     | Pending List       | 1:40.75       | 0:25.75    | 66.9 (1625 - 1400)       | 1:40.75      | 1:25.27 [11] | 1:13.64 [11] | 1:01.59 [12] | 0:49.11 [12] | 0:36.64 [11] | 0:24.29 [12] | 0:12.10 [9]  |
|      | (12)   | Fred Larson        | 3.3L (-4)     | 0:36.64    | 1400-1200 (0:11.63)      | (0:15.48)    | (0:11.63)    | (0:12.05)    | (0:12.47)    | (0:12.47)    | (0:12.35)    | (0:12.19)    | (0:12.10)    |
| 7    | 2      | Irama              | 1:40.78       | 0:24.97    | 67.7 (1625 - 1400)       | 1:40.78      | 1:25.90 [1]  | 1:14.42 [3]  | 1:02.39 [4]  | 0:49.91 [4]  | 0:37.35 [4]  | 0:25.12 [3]  | 0:12.85 [2]  |
|      | (6)    | Bella Youngberry   | 3.4L (-4)     | 0:37.36    | 1400-1200 (0:11.47)      | (0:14.88)    | (0:11.47)    | (0:12.04)    | (0:12.47)    | (0:12.56)    | (0:12.23)    | (0:12.28)    | (0:12.85)    |
| 8    | 18     | Katerini           | 1:40.89       | 0:24.79    | 68.0 (1625 - 1400)       | 1:40.89      | 1:26.00 [2]  | 1:14.69 [2]  | 1:02.69 [2]  | 0:50.26 [2]  | 0:37.74 [2]  | 0:25.43 [1]  | 0:12.91 [3]  |
|      | (5)    | Stacey Callow      | 4.1L (-10)    | 0:37.74    | 1400-1200 (0:11.31)      | (0:14.89)    | (0:11.31)    | (0:12.00)    | (0:12.43)    | (0:12.52)    | (0:12.31)    | (0:12.52)    | (0:12.91)    |
| 9    | 7      | Blue Chip Girl     | 1:40.89       | 0:25.10    | 65.4 (1625 - 1400)       | 1:40.89      | 1:25.77 [6]  | 1:14.38 [4]  | 1:02.28 [7]  | 0:49.89 [6]  | 0:37.27 [5]  | 0:24.83 [6]  | 0:12.59 [8]  |
|      | (3)    | Kelsey Lenton      | 4.1L (-8)     | 0:37.27    | 1400-1200 (0:11.39)      | (0:15.12)    | (0:11.39)    | (0:12.10)    | (0:12.39)    | (0:12.62)    | (0:12.44)    | (0:12.24)    | (0:12.59)    |
| 10   | 13     | Notes              | 1:41.37       | 0:25.16    | 65.6 (1400-1200)         | 1:41.37      | 1:26.47 [3]  | 1:14.80 [6]  | 1:02.82 [5]  | 0:50.34 [7]  | 0:37.72 [6]  | 0:25.12 [8]  | 0:12.64 [10] |
|      | (1)    | Damien Boche       | 6.9L (-1)     | 0:37.72    | 1400-1200 (0:11.67)      | (0:14.90)    | (0:11.67)    | (0:11.98)    | (0:12.49)    | (0:12.61)    | (0:12.60)    | (0:12.48)    | (0:12.64)    |

Scratched: Malecon (#3), Dream Lantern (#4), Sunny Disposition (#10), Super Fair (#11), Cheerful Cat (#16), Heroic Beach (#17), Miss Nicolini (#19)

Report Created: Sat 09 May 2026

(Note: Races are conducted over an approximate distance as close as possible to the advertised distance, and recorded data may vary accordingly. Official times refer to race times only and do not include handicap times.)

[ ] Position in running at each section and finish      TAB# Saddle cloth number

Fastest split

-:--:-- No data available at this section

BAR# Barrier/Gate Position

Fastest section

NA No data available

DNF Did not finish

DNT Did not track

DT-W Distance travelled compared to winner in metres



# Toowoomba QLD

Race 4: PLATINUM GLASS & SECURITY BENCHMARK 65 Handicap - 1625m

09 May 2026 - 7:00PM

Track Rating: Good 4, Weather: Fine, Rail Position: True Entire Circuit



Field Times (Race Tempo)      1:40.19 (0:14.88)    1:25.31 (0:11.11)    1:14.20 (0:11.95)    1:02.25 (0:12.48)    0:49.77 (0:12.71)    0:37.06 (0:12.33)    0:24.73 (0:12.31)    0:12.42 (0:12.42)

| Rank | TAB#   | Horse          | Overall Time  | First 400m | Top Speed km/h (Section) | L1625        | L1400       | L1200       | L1000       | L800        | L600        | L400         | L200         |
|------|--------|----------------|---------------|------------|--------------------------|--------------|-------------|-------------|-------------|-------------|-------------|--------------|--------------|
|      | (BAR#) | Jockey         | Margin (DT-W) | Last 600m  | Fastest Section (Time)   | Start - 1400 | 1400 - 1200 | 1200 - 1000 | 1000 - 800  | 800 - 600   | 600 - 400   | 400 - 200    | 200 - Finish |
| 11   | 14     | Lord Protector | 1:41.40       | 0:25.35    | 67.6 (1625 - 1400)       | 1:41.40      | 1:26.10 [9] | 1:14.67 [8] | 1:02.75 [8] | 0:50.43 [5] | 0:37.70 [8] | 0:25.05 [10] | 0:12.46 [11] |
|      | (4)    | McKenzie Apel  | 7.1L (-8)     | 0:37.71    | 1400-1200 (0:11.43)      | (0:15.30)    | (0:11.43)   | (0:11.92)   | (0:12.32)   | (0:12.73)   | (0:12.65)   | (0:12.60)    | (0:12.46)    |
| 12   | 5      | Mazita         | 1:45.59       | 0:24.62    | 65.8 (1625 - 1400)       | 1:45.59      | 1:30.68 [4] | 1:19.60 [1] | 1:07.65 [1] | 0:55.17 [1] | 0:42.46 [1] | 0:29.40 [7]  | 0:15.64 [12] |
|      | (2)    | Luke Dempsey   | 31.7L (-6)    | 0:42.46    | 1400-1200 (0:11.08)      | (0:14.91)    | (0:11.08)   | (0:11.95)   | (0:12.48)   | (0:12.71)   | (0:13.06)   | (0:13.76)    | (0:15.64)    |

Scratched: Malecon (#3), Dream Lantern (#4), Sunny Disposition (#10), Super Fair (#11), Cheerful Cat (#16), Heroic Beach (#17), Miss Nicolini (#19)

Report Created: Sat 09 May 2026

(Note: Races are conducted over an approximate distance as close as possible to the advertised distance, and recorded data may vary accordingly. Official times refer to race times only and do not include handicap times.)

[ ] Position in running at each section and finish    TAB# Saddle cloth number

[ ] Fastest split

-:--:-- No data available at this section

BAR# Barrier/Gate Position

[█] Fastest section

NA No data available

DNF Did not finish

DNT Did not track

DT-W Distance travelled compared to winner in metres

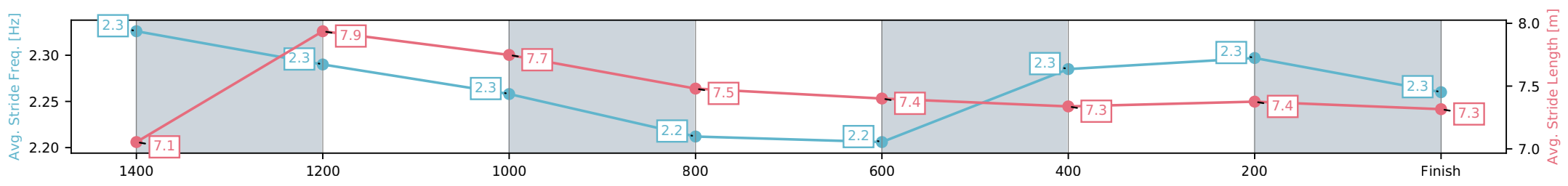
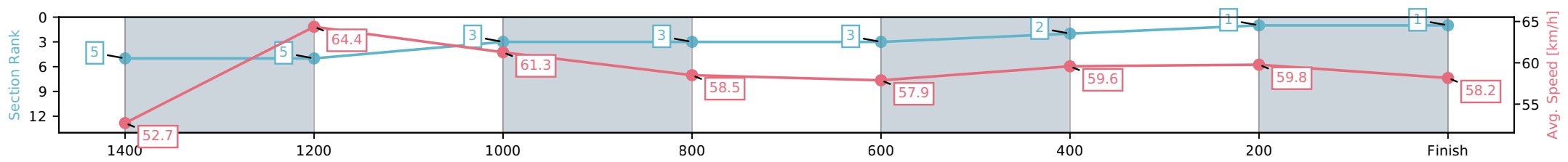
|                                |                           |
|--------------------------------|---------------------------|
| Horse/Jockey Name              | Norty Forty/Kenji Yoshida |
| Finish Rank                    | 1                         |
| Fastest Section Time (Section) | 0:11.40 (1400-1200)       |
| Top Speed [km/h] (Section)     | 65.7 (1400-1200)          |
| Race State                     | Finished                  |



Toowoomba QLD --Professional-2026-05-09  
 Race 4: PLATINUM GLASS & SECURITY BENCHMARK 65  
 Handicap - 1625m  
 09 May 2026 - 7:00PM  
 Track Rating: Good 4, Weather: Fine, Rail Position: True Entire Circuit



| Section                | L1625                | L1400                    | L1200                    | L1000                    | L800                     | L600                     | L400                     | L200                     |
|------------------------|----------------------|--------------------------|--------------------------|--------------------------|--------------------------|--------------------------|--------------------------|--------------------------|
| Section Times          | 1:40.19<br>(0:15.11) | 1:25.08 [5]<br>(0:11.40) | 1:13.67 [3]<br>(0:11.80) | 1:01.88 [3]<br>(0:12.43) | 0:49.44 [3]<br>(0:12.60) | 0:36.84 [2]<br>(0:12.27) | 0:24.57 [1]<br>(0:12.16) | 0:12.42 [1]<br>(0:12.42) |
| Average Speed [km/h]   | 52.7                 | 64.4                     | 61.3                     | 58.5                     | 57.9                     | 59.6                     | 59.8                     | 58.2                     |
| Top Speed [km/h]       | 65.7                 | 65.7                     | 63.6                     | 59.9                     | 58.9                     | 60.2                     | 60.7                     | 59.4                     |
| Avg. Dist. to Rail [m] | 8.2                  | 3.6                      | 3.0                      | 3.2                      | 3.6                      | 3.0                      | 2.8                      | 4.7                      |
| Avg. Stride Freq. [Hz] | 2.3                  | 2.3                      | 2.3                      | 2.2                      | 2.2                      | 2.3                      | 2.3                      | 2.3                      |
| Avg. Stride Length [m] | 7.1                  | 7.9                      | 7.7                      | 7.5                      | 7.4                      | 7.3                      | 7.4                      | 7.3                      |



[ ] Ranking at each section and finish  
 -:-:- No data available at this section  
 NA No data available

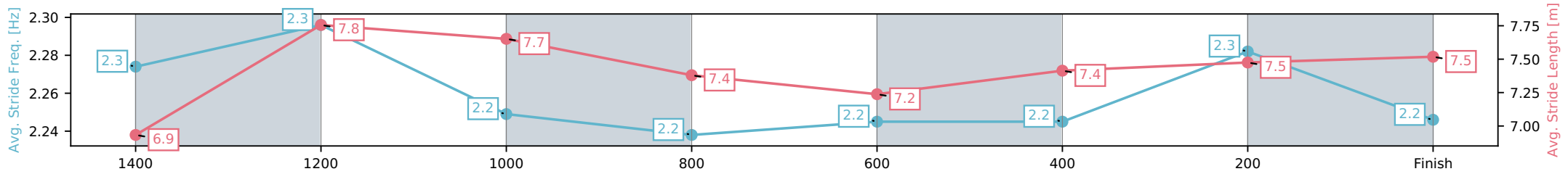
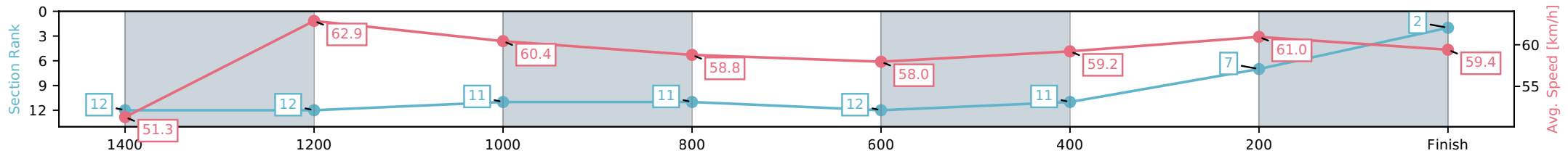
|                                |                     |
|--------------------------------|---------------------|
| Horse/Jockey Name              | Marenaro/Gary Geran |
| Finish Rank                    | 2                   |
| Fastest Section Time (Section) | 0:11.57 (1400-1200) |
| Top Speed [km/h] (Section)     | 66.9 (1625 - 1400)  |
| Race State                     | Finished            |



Toowoomba QLD --Professional-2026-05-09  
 Race 4: PLATINUM GLASS & SECURITY BENCHMARK 65  
 Handicap - 1625m  
 09 May 2026 - 7:00PM  
 Track Rating: Good 4, Weather: Fine, Rail Position: True Entire Circuit



| Section                | L1625                | L1400                     | L1200                     | L1000                     | L800                      | L600                      | L400                     | L200                     |
|------------------------|----------------------|---------------------------|---------------------------|---------------------------|---------------------------|---------------------------|--------------------------|--------------------------|
| Section Times          | 1:40.39<br>(0:15.56) | 1:24.84 [12]<br>(0:11.57) | 1:13.26 [11]<br>(0:11.97) | 1:01.29 [11]<br>(0:12.41) | 0:48.88 [12]<br>(0:12.62) | 0:36.26 [11]<br>(0:12.28) | 0:23.99 [7]<br>(0:11.82) | 0:12.16 [2]<br>(0:12.16) |
| Average Speed [km/h]   | 51.3                 | 62.9                      | 60.4                      | 58.8                      | 58.0                      | 59.2                      | 61.0                     | 59.4                     |
| Top Speed [km/h]       | 66.9                 | 66.6                      | 61.8                      | 59.9                      | 58.8                      | 59.9                      | 61.7                     | 60.1                     |
| Avg. Dist. to Rail [m] | 7.3                  | 1.9                       | 3.8                       | 4.4                       | 3.9                       | 2.1                       | 0.9                      | 2.6                      |
| Avg. Stride Freq. [Hz] | 2.3                  | 2.3                       | 2.2                       | 2.2                       | 2.2                       | 2.2                       | 2.3                      | 2.2                      |
| Avg. Stride Length [m] | 6.9                  | 7.8                       | 7.7                       | 7.4                       | 7.2                       | 7.4                       | 7.5                      | 7.5                      |



[ ] Ranking at each section and finish  
 -:-:- No data available at this section  
 NA No data available

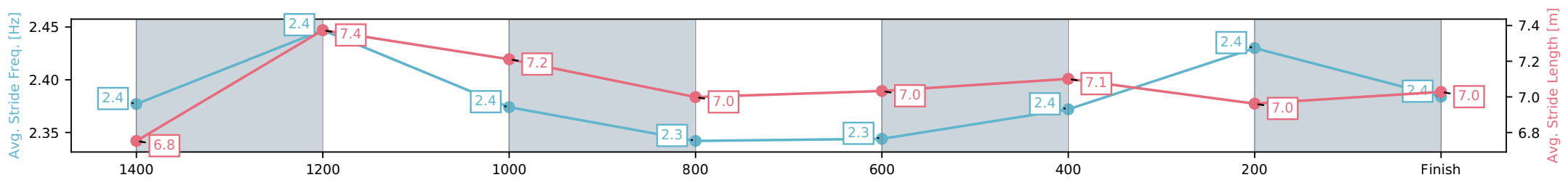
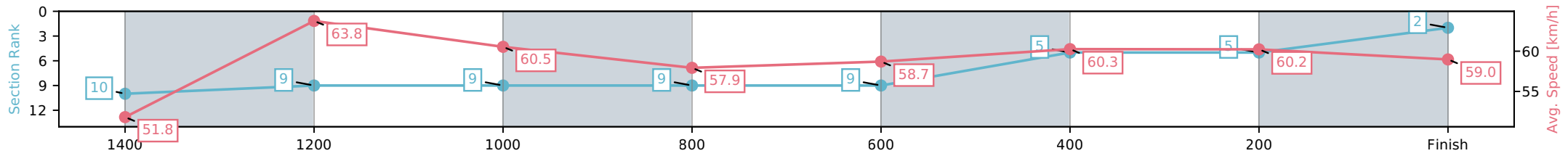
|                                |                     |
|--------------------------------|---------------------|
| Horse/Jockey Name              | Madalsa/Chloe Lowe  |
| Finish Rank                    | 3                   |
| Fastest Section Time (Section) | 0:11.42 (1400-1200) |
| Top Speed [km/h] (Section)     | 66.8 (1625 - 1400)  |
| Race State                     | Finished            |



Toowoomba QLD --Professional-2026-05-09  
 Race 4: PLATINUM GLASS & SECURITY BENCHMARK 65  
 Handicap - 1625m  
 09 May 2026 - 7:00PM  
 Track Rating: Good 4, Weather: Fine, Rail Position: True Entire Circuit



| Section                | L1625                | L1400                    | L1200                    | L1000                    | L800                     | L600                     | L400                     | L200                     |
|------------------------|----------------------|--------------------------|--------------------------|--------------------------|--------------------------|--------------------------|--------------------------|--------------------------|
| Section Times          | 1:40.39<br>(0:15.35) | 1:25.04 [9]<br>(0:11.42) | 1:13.61 [9]<br>(0:11.92) | 1:01.69 [9]<br>(0:12.55) | 0:49.14 [9]<br>(0:12.48) | 0:36.66 [5]<br>(0:12.22) | 0:24.44 [5]<br>(0:12.20) | 0:12.25 [2]<br>(0:12.25) |
| Average Speed [km/h]   | 51.8                 | 63.8                     | 60.5                     | 57.9                     | 58.7                     | 60.3                     | 60.2                     | 59.0                     |
| Top Speed [km/h]       | 66.8                 | 65.6                     | 62.4                     | 59.1                     | 59.8                     | 60.8                     | 60.9                     | 60.1                     |
| Avg. Dist. to Rail [m] | 7.3                  | 1.9                      | 2.5                      | 3.3                      | 4.7                      | 4.3                      | 5.5                      | 7.1                      |
| Avg. Stride Freq. [Hz] | 2.4                  | 2.4                      | 2.4                      | 2.3                      | 2.3                      | 2.4                      | 2.4                      | 2.4                      |
| Avg. Stride Length [m] | 6.8                  | 7.4                      | 7.2                      | 7.0                      | 7.0                      | 7.1                      | 7.0                      | 7.0                      |



[ ] Ranking at each section and finish  
 -:-:- No data available at this section  
 NA No data available

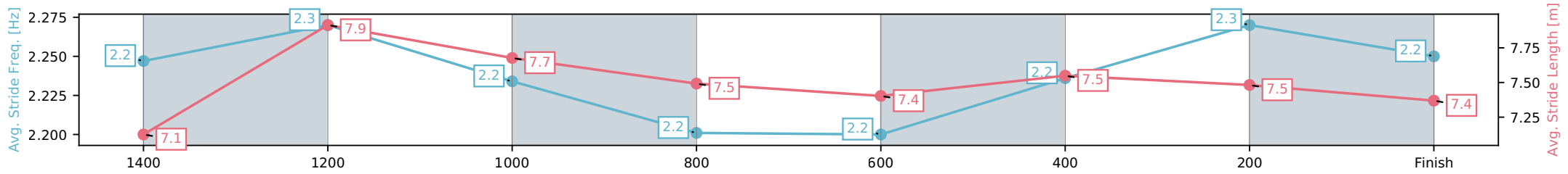
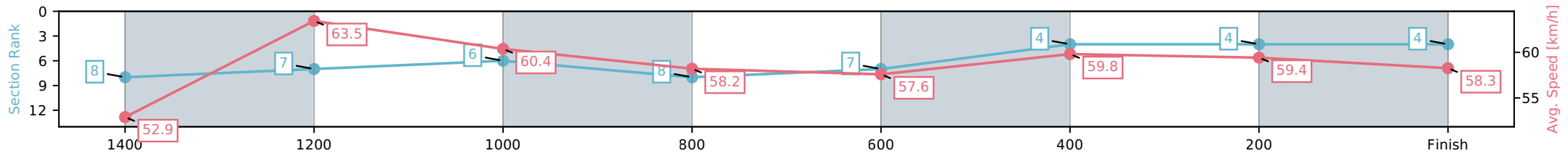
|                                |                                   |
|--------------------------------|-----------------------------------|
| Horse/Jockey Name              | Kids Inthe Kitchen/Brandon Lerena |
| Finish Rank                    | 4                                 |
| Fastest Section Time (Section) | 0:11.44 (1400-1200)               |
| Top Speed [km/h] (Section)     | 66.2 (1400-1200)                  |
| Race State                     | Finished                          |



Toowoomba QLD --Professional-2026-05-09  
 Race 4: PLATINUM GLASS & SECURITY BENCHMARK 65  
 Handicap - 1625m  
 09 May 2026 - 7:00PM  
 Track Rating: Good 4, Weather: Fine, Rail Position: True Entire Circuit



| Section                | L1625                | L1400                    | L1200                    | L1000                    | L800                     | L600                     | L400                     | L200                     |
|------------------------|----------------------|--------------------------|--------------------------|--------------------------|--------------------------|--------------------------|--------------------------|--------------------------|
| Section Times          | 1:40.47<br>(0:15.22) | 1:25.25 [7]<br>(0:11.44) | 1:13.81 [6]<br>(0:11.94) | 1:01.87 [8]<br>(0:12.45) | 0:49.42 [7]<br>(0:12.60) | 0:36.82 [4]<br>(0:12.22) | 0:24.60 [4]<br>(0:12.20) | 0:12.39 [4]<br>(0:12.39) |
| Average Speed [km/h]   | 52.9                 | 63.5                     | 60.4                     | 58.2                     | 57.6                     | 59.8                     | 59.4                     | 58.3                     |
| Top Speed [km/h]       | 65.7                 | 66.2                     | 62.0                     | 58.8                     | 58.9                     | 60.2                     | 59.9                     | 59.5                     |
| Avg. Dist. to Rail [m] | 6.3                  | 1.6                      | 2.1                      | 2.1                      | 3.1                      | 2.9                      | 2.2                      | 2.1                      |
| Avg. Stride Freq. [Hz] | 2.2                  | 2.3                      | 2.2                      | 2.2                      | 2.2                      | 2.2                      | 2.3                      | 2.2                      |
| Avg. Stride Length [m] | 7.1                  | 7.9                      | 7.7                      | 7.5                      | 7.4                      | 7.5                      | 7.5                      | 7.4                      |



[ ] Ranking at each section and finish  
 -:-:- No data available at this section  
 NA No data available

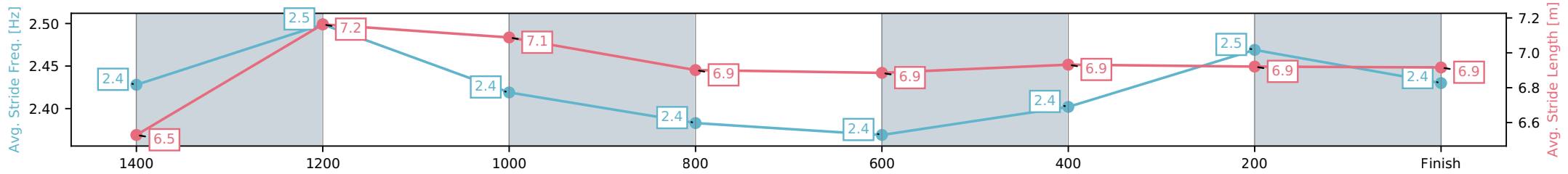
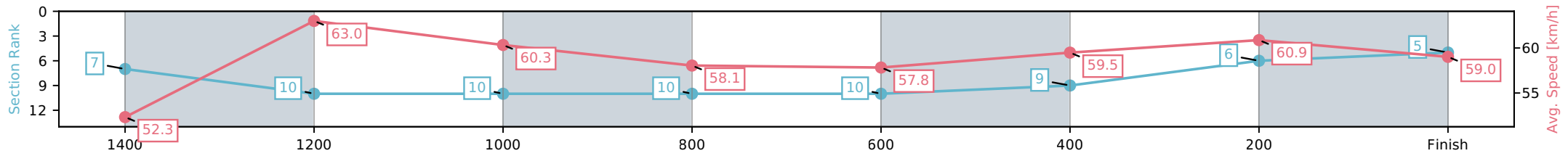
|                                |                                  |
|--------------------------------|----------------------------------|
| Horse/Jockey Name              | Knowitall Frank/Corey Sutherland |
| Finish Rank                    | 5                                |
| Fastest Section Time (Section) | 0:11.66 (1400-1200)              |
| Top Speed [km/h] (Section)     | 67.2 (1625 - 1400)               |
| Race State                     | Finished                         |



Toowoomba QLD --Professional-2026-05-09  
 Race 4: PLATINUM GLASS & SECURITY BENCHMARK 65  
 Handicap - 1625m  
 09 May 2026 - 7:00PM  
 Track Rating: Good 4, Weather: Fine, Rail Position: True Entire Circuit



| Section                | L1625                | L1400                     | L1200                     | L1000                     | L800                      | L600                     | L400                     | L200                     |
|------------------------|----------------------|---------------------------|---------------------------|---------------------------|---------------------------|--------------------------|--------------------------|--------------------------|
| Section Times          | 1:40.49<br>(0:15.15) | 1:25.34 [10]<br>(0:11.66) | 1:13.67 [10]<br>(0:11.99) | 1:01.68 [10]<br>(0:12.55) | 0:49.14 [10]<br>(0:12.64) | 0:36.50 [9]<br>(0:12.28) | 0:24.21 [6]<br>(0:11.95) | 0:12.27 [5]<br>(0:12.27) |
| Average Speed [km/h]   | 52.3                 | 63.0                      | 60.3                      | 58.1                      | 57.8                      | 59.5                     | 60.9                     | 59.0                     |
| Top Speed [km/h]       | 67.2                 | 66.4                      | 62.0                      | 58.7                      | 58.5                      | 60.5                     | 61.6                     | 61.4                     |
| Avg. Dist. to Rail [m] | 7.6                  | 4.1                       | 4.3                       | 4.1                       | 4.3                       | 3.2                      | 3.7                      | 7.0                      |
| Avg. Stride Freq. [Hz] | 2.4                  | 2.5                       | 2.4                       | 2.4                       | 2.4                       | 2.4                      | 2.5                      | 2.4                      |
| Avg. Stride Length [m] | 6.5                  | 7.2                       | 7.1                       | 6.9                       | 6.9                       | 6.9                      | 6.9                      | 6.9                      |



[ ] Ranking at each section and finish  
 -:-:- No data available at this section  
 NA No data available

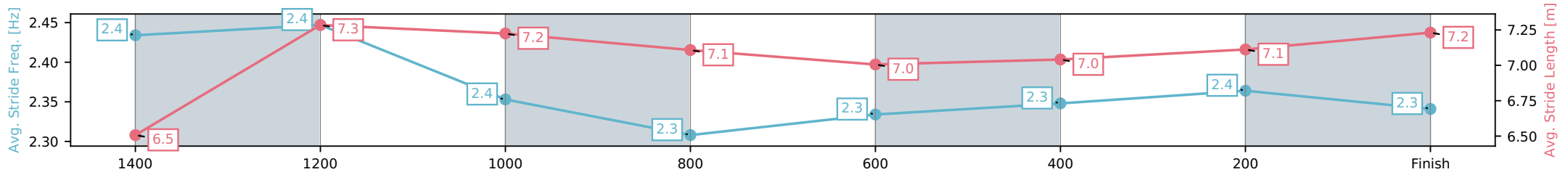
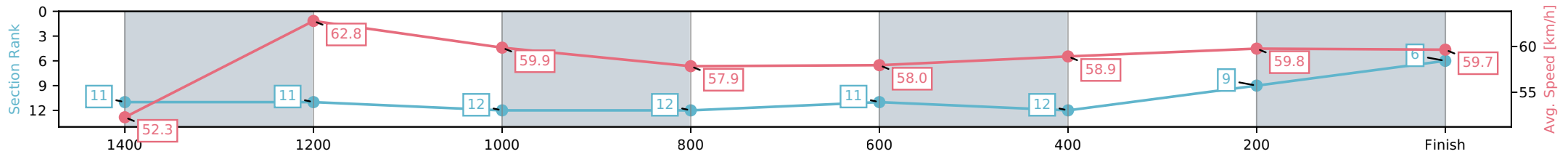
|                                |                          |
|--------------------------------|--------------------------|
| Horse/Jockey Name              | Pending List/Fred Larson |
| Finish Rank                    | 6                        |
| Fastest Section Time (Section) | 0:11.63 (1400-1200)      |
| Top Speed [km/h] (Section)     | 66.9 (1625 - 1400)       |
| Race State                     | Finished                 |



Toowoomba QLD --Professional-2026-05-09  
 Race 4: PLATINUM GLASS & SECURITY BENCHMARK 65  
 Handicap - 1625m  
 09 May 2026 - 7:00PM  
 Track Rating: Good 4, Weather: Fine, Rail Position: True Entire Circuit



| Section                | L1625                | L1400                     | L1200                     | L1000                     | L800                      | L600                      | L400                     | L200                     |
|------------------------|----------------------|---------------------------|---------------------------|---------------------------|---------------------------|---------------------------|--------------------------|--------------------------|
| Section Times          | 1:40.75<br>(0:15.48) | 1:25.27 [11]<br>(0:11.63) | 1:13.64 [12]<br>(0:12.05) | 1:01.59 [12]<br>(0:12.47) | 0:49.11 [11]<br>(0:12.47) | 0:36.64 [12]<br>(0:12.35) | 0:24.29 [9]<br>(0:12.19) | 0:12.10 [6]<br>(0:12.10) |
| Average Speed [km/h]   | 52.3                 | 62.8                      | 59.9                      | 57.9                      | 58.0                      | 58.9                      | 59.8                     | 59.7                     |
| Top Speed [km/h]       | 66.9                 | 66.2                      | 62.0                      | 58.3                      | 58.8                      | 59.5                      | 60.7                     | 60.7                     |
| Avg. Dist. to Rail [m] | 9.4                  | 2.7                       | 1.1                       | 1.1                       | 1.7                       | 2.0                       | 3.3                      | 5.7                      |
| Avg. Stride Freq. [Hz] | 2.4                  | 2.4                       | 2.4                       | 2.3                       | 2.3                       | 2.3                       | 2.4                      | 2.3                      |
| Avg. Stride Length [m] | 6.5                  | 7.3                       | 7.2                       | 7.1                       | 7.0                       | 7.0                       | 7.1                      | 7.2                      |



[ ] Ranking at each section and finish  
 -:-:- No data available at this section  
 NA No data available

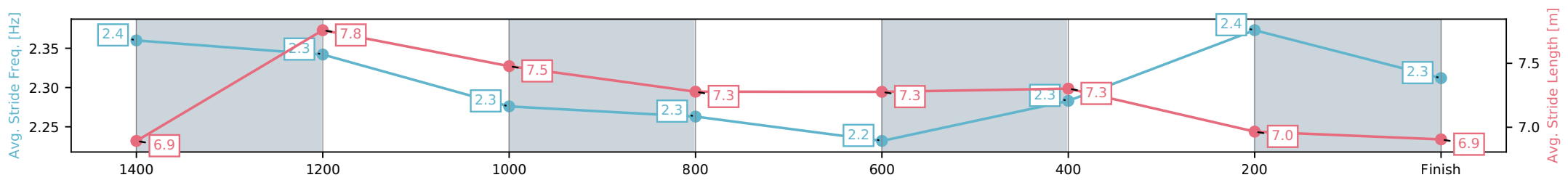
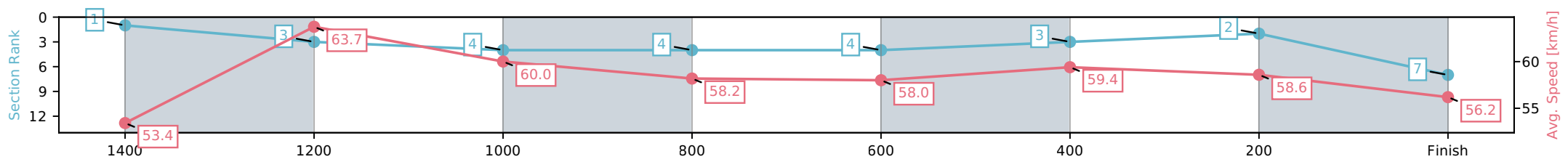
|                                |                        |
|--------------------------------|------------------------|
| Horse/Jockey Name              | Irama/Bella Youngberry |
| Finish Rank                    | 7                      |
| Fastest Section Time (Section) | 0:11.47 (1400-1200)    |
| Top Speed [km/h] (Section)     | 67.7 (1625 - 1400)     |
| Race State                     | Finished               |



Toowoomba QLD --Professional-2026-05-09  
 Race 4: PLATINUM GLASS & SECURITY BENCHMARK 65  
 Handicap - 1625m  
 09 May 2026 - 7:00PM  
 Track Rating: Good 4, Weather: Fine, Rail Position: True Entire Circuit



| Section                | L1625                | L1400                    | L1200                    | L1000                    | L800                     | L600                     | L400                     | L200                     |
|------------------------|----------------------|--------------------------|--------------------------|--------------------------|--------------------------|--------------------------|--------------------------|--------------------------|
| Section Times          | 1:40.78<br>(0:14.88) | 1:25.90 [3]<br>(0:11.47) | 1:14.42 [4]<br>(0:12.04) | 1:02.39 [4]<br>(0:12.47) | 0:49.91 [4]<br>(0:12.56) | 0:37.35 [3]<br>(0:12.23) | 0:25.12 [2]<br>(0:12.28) | 0:12.85 [7]<br>(0:12.85) |
| Average Speed [km/h]   | 53.4                 | 63.7                     | 60.0                     | 58.2                     | 58.0                     | 59.4                     | 58.6                     | 56.2                     |
| Top Speed [km/h]       | 67.7                 | 66.7                     | 61.7                     | 59.1                     | 58.6                     | 59.7                     | 59.3                     | 58.7                     |
| Avg. Dist. to Rail [m] | 7.4                  | 3.0                      | 2.9                      | 3.2                      | 3.3                      | 1.7                      | 0.2                      | 0.6                      |
| Avg. Stride Freq. [Hz] | 2.4                  | 2.3                      | 2.3                      | 2.3                      | 2.2                      | 2.3                      | 2.4                      | 2.3                      |
| Avg. Stride Length [m] | 6.9                  | 7.8                      | 7.5                      | 7.3                      | 7.3                      | 7.3                      | 7.0                      | 6.9                      |



[ ] Ranking at each section and finish  
 -:-:- No data available at this section  
 NA No data available

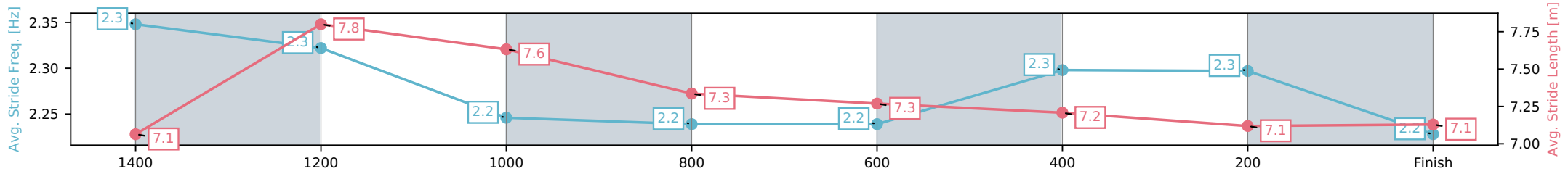
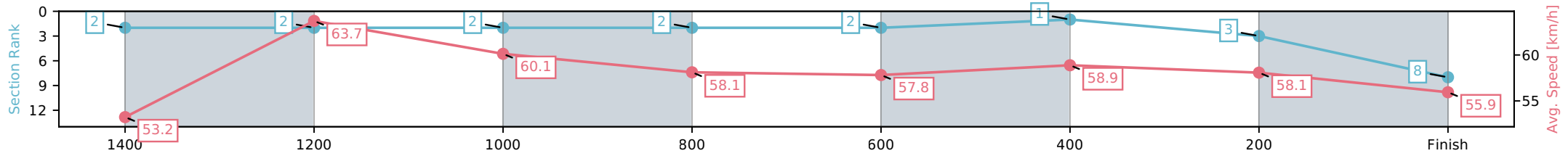
|                                |                        |
|--------------------------------|------------------------|
| Horse/Jockey Name              | Katerini/Stacey Callow |
| Finish Rank                    | 8                      |
| Fastest Section Time (Section) | 0:11.31 (1400-1200)    |
| Top Speed [km/h] (Section)     | 68.0 (1625 - 1400)     |
| Race State                     | Finished               |



Toowoomba QLD --Professional-2026-05-09  
 Race 4: PLATINUM GLASS & SECURITY BENCHMARK 65  
 Handicap - 1625m  
 09 May 2026 - 7:00PM  
 Track Rating: Good 4, Weather: Fine, Rail Position: True Entire Circuit



| Section                | L1625                | L1400                    | L1200                    | L1000                    | L800                     | L600                     | L400                     | L200                     |
|------------------------|----------------------|--------------------------|--------------------------|--------------------------|--------------------------|--------------------------|--------------------------|--------------------------|
| Section Times          | 1:40.89<br>(0:14.89) | 1:26.00 [2]<br>(0:11.31) | 1:14.69 [2]<br>(0:12.00) | 1:02.69 [2]<br>(0:12.43) | 0:50.26 [2]<br>(0:12.52) | 0:37.74 [1]<br>(0:12.31) | 0:25.43 [3]<br>(0:12.52) | 0:12.91 [8]<br>(0:12.91) |
| Average Speed [km/h]   | 53.2                 | 63.7                     | 60.1                     | 58.1                     | 57.8                     | 58.9                     | 58.1                     | 55.9                     |
| Top Speed [km/h]       | 68.0                 | 67.3                     | 62.1                     | 58.9                     | 58.7                     | 59.3                     | 59.6                     | 56.5                     |
| Avg. Dist. to Rail [m] | 3.4                  | 0.4                      | 1.1                      | 1.0                      | 1.3                      | 1.4                      | 3.0                      | 6.4                      |
| Avg. Stride Freq. [Hz] | 2.3                  | 2.3                      | 2.2                      | 2.2                      | 2.2                      | 2.3                      | 2.3                      | 2.2                      |
| Avg. Stride Length [m] | 7.1                  | 7.8                      | 7.6                      | 7.3                      | 7.3                      | 7.2                      | 7.1                      | 7.1                      |



[ ] Ranking at each section and finish  
 -:-:- No data available at this section  
 NA No data available

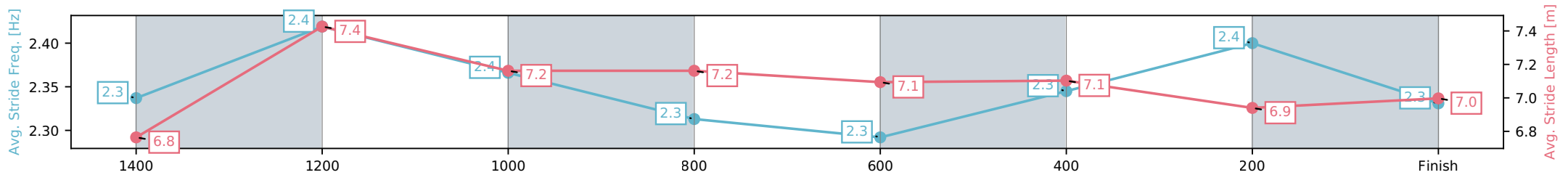
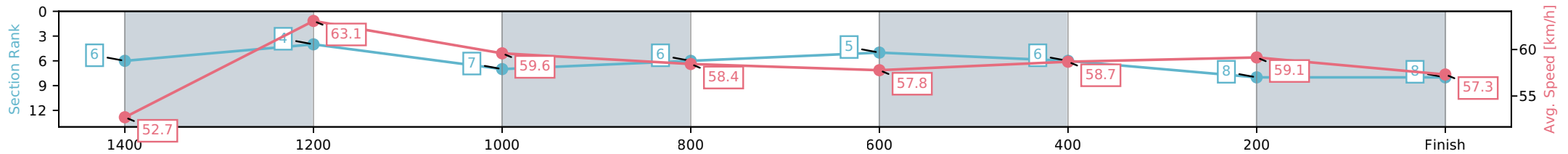
|                                |                              |
|--------------------------------|------------------------------|
| Horse/Jockey Name              | Blue Chip Girl/Kelsey Lenton |
| Finish Rank                    | 9                            |
| Fastest Section Time (Section) | 0:11.39 (1400-1200)          |
| Top Speed [km/h] (Section)     | 65.4 (1625 - 1400)           |
| Race State                     | Finished                     |



Toowoomba QLD --Professional-2026-05-09  
 Race 4: PLATINUM GLASS & SECURITY BENCHMARK 65  
 Handicap - 1625m  
 09 May 2026 - 7:00PM  
 Track Rating: Good 4, Weather: Fine, Rail Position: True Entire Circuit



| Section                | L1625                | L1400                    | L1200                    | L1000                    | L800                     | L600                     | L400                     | L200                     |
|------------------------|----------------------|--------------------------|--------------------------|--------------------------|--------------------------|--------------------------|--------------------------|--------------------------|
| Section Times          | 1:40.89<br>(0:15.12) | 1:25.77 [4]<br>(0:11.39) | 1:14.38 [7]<br>(0:12.10) | 1:02.28 [6]<br>(0:12.39) | 0:49.89 [5]<br>(0:12.62) | 0:37.27 [6]<br>(0:12.44) | 0:24.83 [8]<br>(0:12.24) | 0:12.59 [8]<br>(0:12.59) |
| Average Speed [km/h]   | 52.7                 | 63.1                     | 59.6                     | 58.4                     | 57.8                     | 58.7                     | 59.1                     | 57.3                     |
| Top Speed [km/h]       | 65.4                 | 64.8                     | 61.0                     | 58.8                     | 58.2                     | 59.6                     | 60.1                     | 58.0                     |
| Avg. Dist. to Rail [m] | 2.9                  | 0.4                      | 0.9                      | 1.5                      | 3.1                      | 2.9                      | 1.6                      | 2.5                      |
| Avg. Stride Freq. [Hz] | 2.3                  | 2.4                      | 2.4                      | 2.3                      | 2.3                      | 2.3                      | 2.4                      | 2.3                      |
| Avg. Stride Length [m] | 6.8                  | 7.4                      | 7.2                      | 7.2                      | 7.1                      | 7.1                      | 6.9                      | 7.0                      |



- [ ] Ranking at each section and finish
- :-:- No data available at this section
- NA No data available

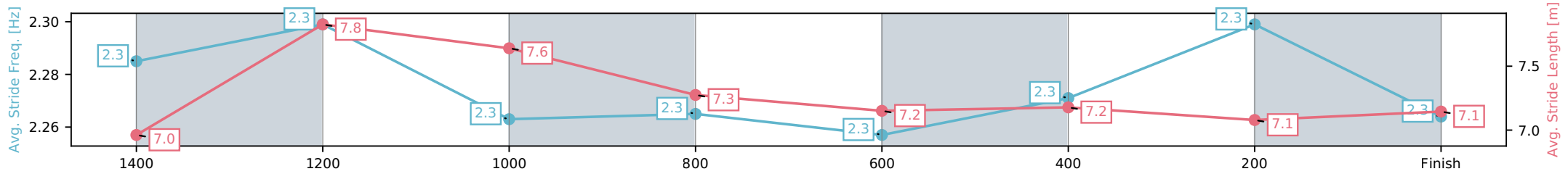
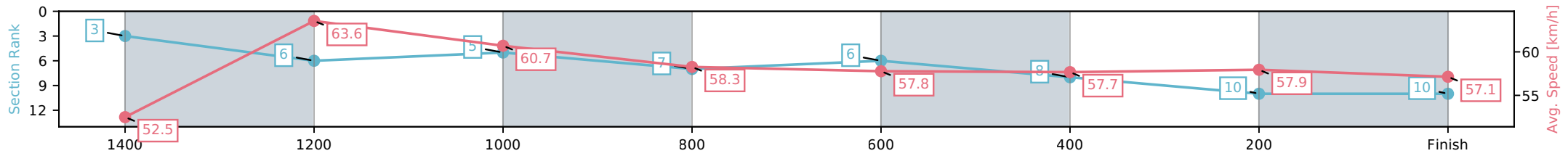
|                                |                     |
|--------------------------------|---------------------|
| Horse/Jockey Name              | Notes/Damien Boche  |
| Finish Rank                    | 10                  |
| Fastest Section Time (Section) | 0:11.67 (1400-1200) |
| Top Speed [km/h] (Section)     | 65.6 (1400-1200)    |
| Race State                     | Finished            |



Toowoomba QLD --Professional-2026-05-09  
 Race 4: PLATINUM GLASS & SECURITY BENCHMARK 65  
 Handicap - 1625m  
 09 May 2026 - 7:00PM  
 Track Rating: Good 4, Weather: Fine, Rail Position: True Entire Circuit



| Section                | L1625                | L1400                    | L1200                    | L1000                    | L800                     | L600                     | L400                      | L200                      |
|------------------------|----------------------|--------------------------|--------------------------|--------------------------|--------------------------|--------------------------|---------------------------|---------------------------|
| Section Times          | 1:41.37<br>(0:14.90) | 1:26.47 [6]<br>(0:11.67) | 1:14.80 [5]<br>(0:11.98) | 1:02.82 [7]<br>(0:12.49) | 0:50.34 [6]<br>(0:12.61) | 0:37.72 [8]<br>(0:12.60) | 0:25.12 [10]<br>(0:12.48) | 0:12.64 [10]<br>(0:12.64) |
| Average Speed [km/h]   | 52.5                 | 63.6                     | 60.7                     | 58.3                     | 57.8                     | 57.7                     | 57.9                      | 57.1                      |
| Top Speed [km/h]       | 65.2                 | 65.6                     | 62.1                     | 60.0                     | 58.7                     | 58.7                     | 59.0                      | 58.4                      |
| Avg. Dist. to Rail [m] | 1.9                  | 5.4                      | 4.9                      | 3.9                      | 3.2                      | 1.7                      | 2.1                       | 5.6                       |
| Avg. Stride Freq. [Hz] | 2.3                  | 2.3                      | 2.3                      | 2.3                      | 2.3                      | 2.3                      | 2.3                       | 2.3                       |
| Avg. Stride Length [m] | 7.0                  | 7.8                      | 7.6                      | 7.3                      | 7.2                      | 7.2                      | 7.1                       | 7.1                       |



[ ] Ranking at each section and finish  
 -:-:- No data available at this section  
 NA No data available

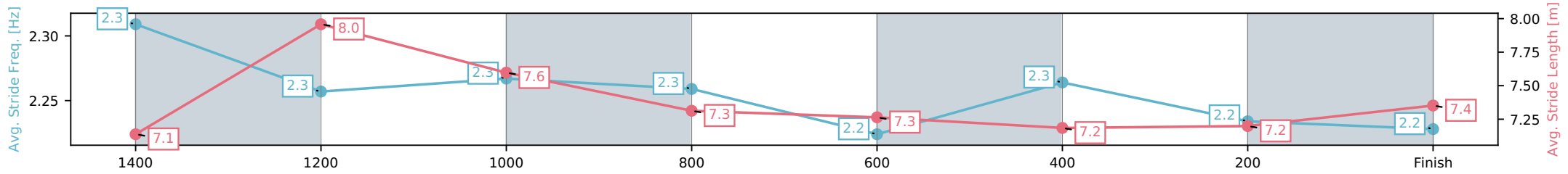
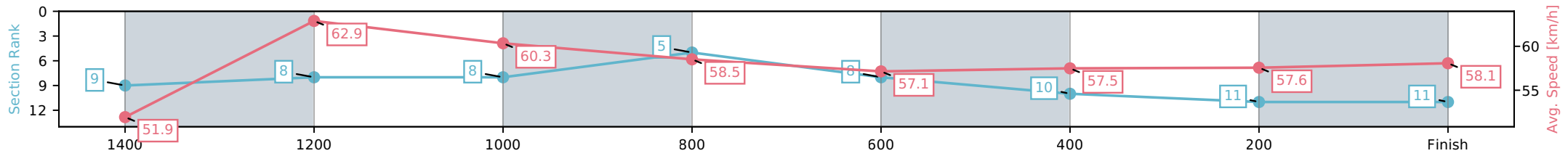
|                                |                              |
|--------------------------------|------------------------------|
| Horse/Jockey Name              | Lord Protector/McKenzie Apel |
| Finish Rank                    | 11                           |
| Fastest Section Time (Section) | 0:11.43 (1400-1200)          |
| Top Speed [km/h] (Section)     | 67.6 (1625 - 1400)           |
| Race State                     | Finished                     |



Toowoomba QLD --Professional-2026-05-09  
 Race 4: PLATINUM GLASS & SECURITY BENCHMARK 65  
 Handicap - 1625m  
 09 May 2026 - 7:00PM  
 Track Rating: Good 4, Weather: Fine, Rail Position: True Entire Circuit



| Section                | L1625                | L1400                    | L1200                    | L1000                    | L800                     | L600                      | L400                      | L200                      |
|------------------------|----------------------|--------------------------|--------------------------|--------------------------|--------------------------|---------------------------|---------------------------|---------------------------|
| Section Times          | 1:41.40<br>(0:15.30) | 1:26.10 [8]<br>(0:11.43) | 1:14.67 [8]<br>(0:11.92) | 1:02.75 [5]<br>(0:12.32) | 0:50.43 [8]<br>(0:12.73) | 0:37.70 [10]<br>(0:12.65) | 0:25.05 [11]<br>(0:12.60) | 0:12.46 [11]<br>(0:12.46) |
| Average Speed [km/h]   | 51.9                 | 62.9                     | 60.3                     | 58.5                     | 57.1                     | 57.5                      | 57.6                      | 58.1                      |
| Top Speed [km/h]       | 67.6                 | 66.7                     | 61.5                     | 58.9                     | 58.2                     | 58.2                      | 58.7                      | 58.5                      |
| Avg. Dist. to Rail [m] | 3.7                  | 0.4                      | 0.7                      | 1.0                      | 2.9                      | 2.5                       | 2.1                       | 4.2                       |
| Avg. Stride Freq. [Hz] | 2.3                  | 2.3                      | 2.3                      | 2.3                      | 2.2                      | 2.3                       | 2.2                       | 2.2                       |
| Avg. Stride Length [m] | 7.1                  | 8.0                      | 7.6                      | 7.3                      | 7.3                      | 7.2                       | 7.2                       | 7.4                       |



[ ] Ranking at each section and finish  
 -:-:- No data available at this section  
 NA No data available

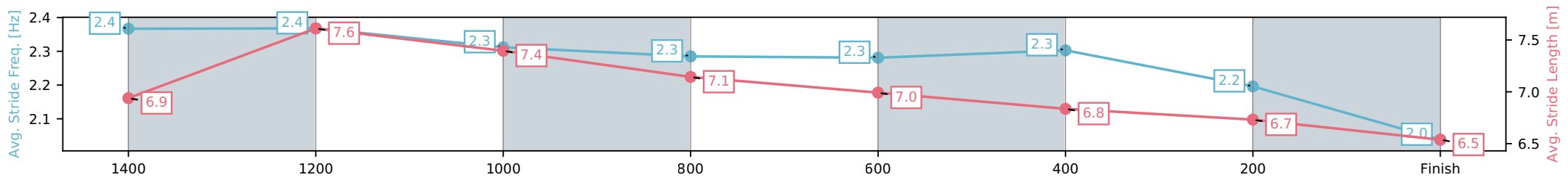
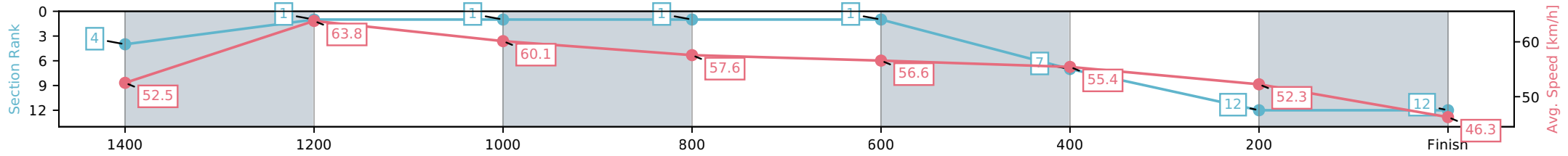
|                                |                     |
|--------------------------------|---------------------|
| Horse/Jockey Name              | Mazita/Luke Dempsey |
| Finish Rank                    | 12                  |
| Fastest Section Time (Section) | 0:11.08 (1400-1200) |
| Top Speed [km/h] (Section)     | 65.8 (1625 - 1400)  |
| Race State                     | Finished            |



Toowoomba QLD --Professional-2026-05-09  
 Race 4: PLATINUM GLASS & SECURITY BENCHMARK 65  
 Handicap - 1625m  
 09 May 2026 - 7:00PM  
 Track Rating: Good 4, Weather: Fine, Rail Position: True Entire Circuit



| Section                | L1625                | L1400                    | L1200                    | L1000                    | L800                     | L600                     | L400                      | L200                      |
|------------------------|----------------------|--------------------------|--------------------------|--------------------------|--------------------------|--------------------------|---------------------------|---------------------------|
| Section Times          | 1:45.59<br>(0:14.91) | 1:30.68 [1]<br>(0:11.08) | 1:19.60 [1]<br>(0:11.95) | 1:07.65 [1]<br>(0:12.48) | 0:55.17 [1]<br>(0:12.71) | 0:42.46 [7]<br>(0:13.06) | 0:29.40 [12]<br>(0:13.76) | 0:15.64 [12]<br>(0:15.64) |
| Average Speed [km/h]   | 52.5                 | 63.8                     | 60.1                     | 57.6                     | 56.6                     | 55.4                     | 52.3                      | 46.3                      |
| Top Speed [km/h]       | 65.8                 | 65.7                     | 61.3                     | 58.4                     | 57.0                     | 56.9                     | 53.4                      | 50.5                      |
| Avg. Dist. to Rail [m] | 2.2                  | 2.9                      | 0.6                      | 0.7                      | 0.4                      | 0.9                      | 0.3                       | 0.2                       |
| Avg. Stride Freq. [Hz] | 2.4                  | 2.4                      | 2.3                      | 2.3                      | 2.3                      | 2.3                      | 2.2                       | 2.0                       |
| Avg. Stride Length [m] | 6.9                  | 7.6                      | 7.4                      | 7.1                      | 7.0                      | 6.8                      | 6.7                       | 6.5                       |



[ ] Ranking at each section and finish  
 -:-:- No data available at this section  
 NA No data available



# Toowoomba QLD

Race 5: HAPPY 21ST BIRTHDAY WILL HOLLEY QTIS Three-Year-Old BENCHMARK 60 Handicap - 1100m

09 May 2026 - 7:42PM



Track Rating: Good 4, Weather: Fine, Rail Position: True Entire Circuit

Field Times (Race Tempo)      1:07.22    0:58.86    0:47.56    0:35.90    0:24.10    0:12.42  
 (0:08.36)    (0:11.30)    (0:11.66)    (0:11.80)    (0:11.68)    (0:12.42)

| Rank | TAB#   | Horse             | Overall Time  | First 400m | Top Speed km/h (Section) | L1100        | L1000        | L800         | L600         | L400         | L200         |  |  |
|------|--------|-------------------|---------------|------------|--------------------------|--------------|--------------|--------------|--------------|--------------|--------------|--|--|
|      | (BAR#) | Jockey            | Margin (DT-W) | Last 600m  | Fastest Section (Time)   | Start - 1000 | 1000 - 800   | 800 - 600    | 600 - 400    | 400 - 200    | 200 - Finish |  |  |
| 1    | 10     | Mishani Moet      | 1:07.22       | 0:25.68    | 64.8 (1000-800)          | 1:07.22      | 0:58.65 [5]  | 0:47.30 [6]  | 0:35.64 [5]  | 0:23.79 [5]  | 0:12.06 [2]  |  |  |
|      | (4)    | McKenzie Apel     |               | 0:35.64    | 1000-800 (0:11.35)       | (0:08.57)    | (0:11.35)    | (0:11.65)    | (0:11.86)    | (0:11.72)    | (0:12.06)    |  |  |
| 2    | 1      | Seams Logical     | 1:07.34       | 0:25.40    | 65.7 (1000-800)          | 1:07.34      | 0:58.98 [1]  | 0:47.68 [1]  | 0:35.96 [2]  | 0:24.15 [2]  | 0:12.54 [1]  |  |  |
|      | (10)   | Chloe Lowe        | 0.7L (+0)     | 0:35.96    | 1000-800 (0:11.30)       | (0:08.36)    | (0:11.30)    | (0:11.72)    | (0:11.81)    | (0:11.61)    | (0:12.54)    |  |  |
| 3    | 4      | American Conquest | 1:07.64       | 0:25.91    | 64.5 (1000-800)          | 1:07.64      | 0:58.86 [10] | 0:47.33 [9]  | 0:35.75 [8]  | 0:23.92 [8]  | 0:12.25 [5]  |  |  |
|      | (2)    | Corey Sutherland  | 2.5L (-2)     | 0:35.75    | 1000-800 (0:11.53)       | (0:08.78)    | (0:11.53)    | (0:11.58)    | (0:11.83)    | (0:11.67)    | (0:12.25)    |  |  |
| 4    | 7      | Seismic Boom      | 1:07.73       | 0:25.78    | 66.8 (1000-800)          | 1:07.73      | 0:59.20 [4]  | 0:47.91 [4]  | 0:36.02 [7]  | 0:24.20 [6]  | 0:12.27 [6]  |  |  |
|      | (11)   | Fiona Sandkuhl    | 3.0L (+5)     | 0:36.03    | 1000-800 (0:11.29)       | (0:08.53)    | (0:11.29)    | (0:11.89)    | (0:11.82)    | (0:11.94)    | (0:12.27)    |  |  |
| 5    | 9      | Exoflow           | 1:07.89       | 0:25.42    | 66.3 (1000-800)          | 1:07.89      | 0:59.26 [6]  | 0:48.09 [3]  | 0:36.57 [1]  | 0:24.77 [1]  | 0:12.66 [3]  |  |  |
|      | (8)    | Damien Boche      | 4.0L (-1)     | 0:36.57    | 1000-800 (0:11.17)       | (0:08.63)    | (0:11.17)    | (0:11.52)    | (0:11.80)    | (0:12.11)    | (0:12.66)    |  |  |
| 6    | 13     | Sweet Pretender   | 1:07.93       | 0:25.87    | 66.7 (800-600)           | 1:07.93      | 0:59.17 [9]  | 0:47.69 [8]  | 0:36.01 [9]  | 0:24.14 [10] | 0:12.28 [7]  |  |  |
|      | (9)    | Stacey Callow     | 4.2L (+9)     | 0:36.01    | 1000-800 (0:11.48)       | (0:08.76)    | (0:11.48)    | (0:11.68)    | (0:11.88)    | (0:11.85)    | (0:12.28)    |  |  |
| 7    | 14     | Russian Ripper    | 1:08.07       | 0:25.47    | 64.8 (1000-800)          | 1:08.07      | 0:59.65 [3]  | 0:48.28 [2]  | 0:36.59 [3]  | 0:24.76 [3]  | 0:12.78 [4]  |  |  |
|      | (1)    | Montanna Savva    | 5.0L (-3)     | 0:36.60    | 1000-800 (0:11.36)       | (0:08.42)    | (0:11.36)    | (0:11.69)    | (0:11.83)    | (0:11.99)    | (0:12.78)    |  |  |
| 8    | 8      | Exostova          | 1:09.18       | 0:26.11    | 64.7 (1000-800)          | 1:09.18      | 1:00.43 [8]  | 0:48.83 [10] | 0:37.18 [10] | 0:25.39 [9]  | 0:13.26 [9]  |  |  |
|      | (6)    | Brandon Lerena    | 11.5L (-1)    | 0:37.18    | 1000-800 (0:11.60)       | (0:08.75)    | (0:11.60)    | (0:11.65)    | (0:11.79)    | (0:12.13)    | (0:13.26)    |  |  |
| 9    | 3      | Tinkerbella       | 1:09.50       | 0:25.58    | 64.5 (1000-800)          | 1:09.50      | 1:01.10 [2]  | 0:49.62 [5]  | 0:38.00 [4]  | 0:26.08 [4]  | 0:13.69 [8]  |  |  |
|      | (5)    | Hannah Richardson | 13.4L (+5)    | 0:38.00    | 1000-800 (0:11.48)       | (0:08.40)    | (0:11.48)    | (0:11.61)    | (0:11.92)    | (0:12.39)    | (0:13.69)    |  |  |
| 10   | 12     | Mishani Glaze     | 1:09.77       | 0:25.76    | 64.5 (1000-800)          | 1:09.77      | 1:01.09 [7]  | 0:49.76 [7]  | 0:38.14 [6]  | 0:26.08 [7]  | 0:13.64 [10] |  |  |
|      | (3)    | Michael Murphy    | 15.0L (+2)    | 0:38.14    | 1000-800 (0:11.34)       | (0:08.68)    | (0:11.34)    | (0:11.62)    | (0:12.06)    | (0:12.44)    | (0:13.64)    |  |  |

Scratched: Over Draft (#2), Jeans (#5), Playman (#6), Worthy (#11)

Report Created: Sat 09 May 2026

(Note: Races are conducted over an approximate distance as close as possible to the advertised distance, and recorded data may vary accordingly. Official times refer to race times only and do not include handicap times.)

[ ] Position in running at each section and finish    TAB#    Saddle cloth number

-:--:-- No data available at this section

NA No data available

DNT Did not track

BAR# Barrier/Gate Position

DNF Did not finish

DT-W Distance travelled compared to winner in metres

Fastest split

Fastest section

|                                |                            |
|--------------------------------|----------------------------|
| Horse/Jockey Name              | Mishani Moet/McKenzie Apel |
| Finish Rank                    | 1                          |
| Fastest Section Time (Section) | 0:11.35 (1000-800)         |
| Top Speed [km/h] (Section)     | 64.8 (1000-800)            |
| Race State                     | Finished                   |



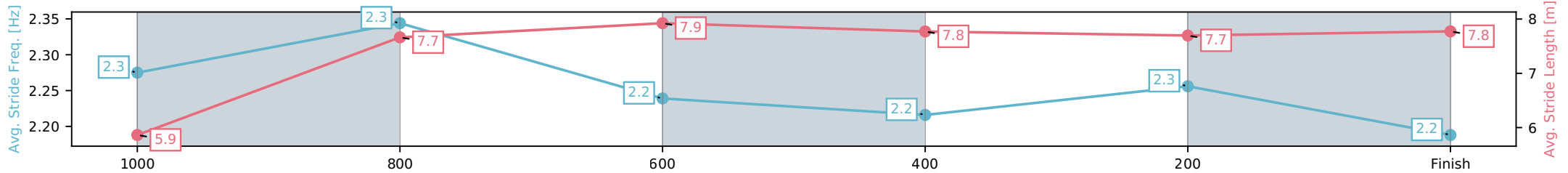
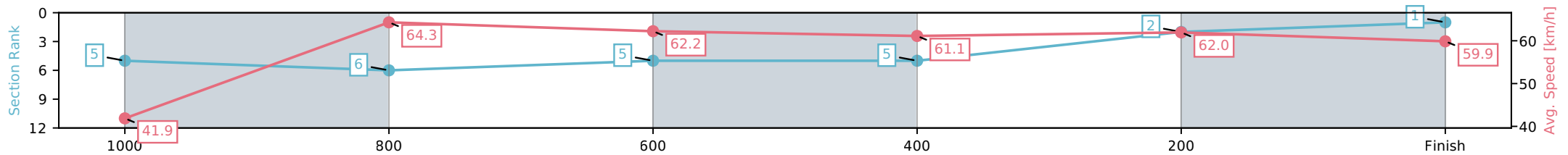
Toowoomba QLD --Professional-2026-05-09  
 Race 5: HAPPY 21ST BIRTHDAY WILL HOLLEY QTIS Three-Year-Old BENCHMARK 60 Handicap - 1100m



09 May 2026 - 7:42PM

Track Rating: Good 4, Weather: Fine, Rail Position: True Entire Circuit

| Section                | L1100                | L1000                    | L800                     | L600                     | L400                     | L200                     |
|------------------------|----------------------|--------------------------|--------------------------|--------------------------|--------------------------|--------------------------|
| Section Times          | 1:07.22<br>(0:08.57) | 0:58.65 [6]<br>(0:11.35) | 0:47.30 [5]<br>(0:11.65) | 0:35.64 [5]<br>(0:11.86) | 0:23.79 [2]<br>(0:11.72) | 0:12.06 [1]<br>(0:12.06) |
| Average Speed [km/h]   | 41.9                 | 64.3                     | 62.2                     | 61.1                     | 62.0                     | 59.9                     |
| Top Speed [km/h]       | 61.4                 | 64.8                     | 63.7                     | 61.6                     | 62.4                     | 62.0                     |
| Avg. Dist. to Rail [m] | 7.4                  | 4.5                      | 1.9                      | 1.2                      | 3.1                      | 2.8                      |
| Avg. Stride Freq. [Hz] | 2.3                  | 2.3                      | 2.2                      | 2.2                      | 2.3                      | 2.2                      |
| Avg. Stride Length [m] | 5.9                  | 7.7                      | 7.9                      | 7.8                      | 7.7                      | 7.8                      |



- [ ] Ranking at each section and finish
- :-:- No data available at this section
- NA No data available

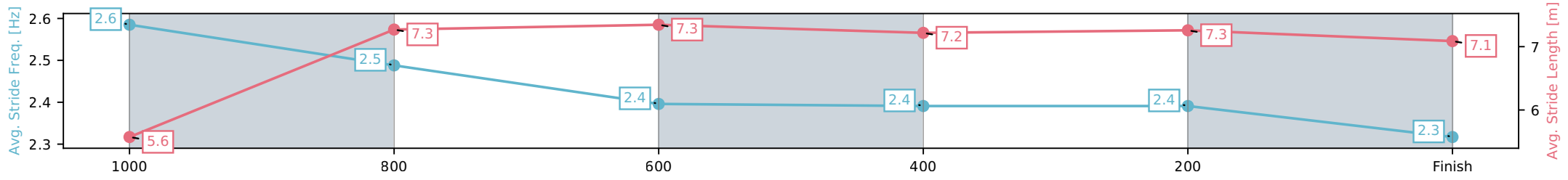
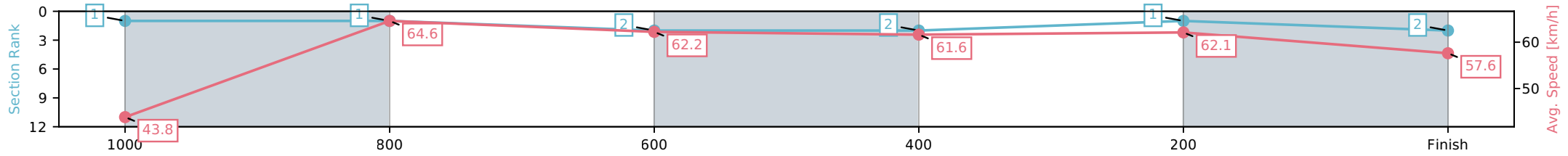
|                                |                          |
|--------------------------------|--------------------------|
| Horse/Jockey Name              | Seams Logical/Chloe Lowe |
| Finish Rank                    | 2                        |
| Fastest Section Time (Section) | 0:11.30 (1000-800)       |
| Top Speed [km/h] (Section)     | 65.7 (1000-800)          |
| Race State                     | Finished                 |



Toowoomba QLD --Professional-2026-05-09  
 Race 5: HAPPY 21ST BIRTHDAY WILL HOLLEY QTIS Three-Year-Old BENCHMARK 60 Handicap - 1100m  
 09 May 2026 - 7:42PM  
 Track Rating: Good 4, Weather: Fine, Rail Position: True Entire Circuit



| Section                | L1100                | L1000                    | L800                     | L600                     | L400                     | L200                     |
|------------------------|----------------------|--------------------------|--------------------------|--------------------------|--------------------------|--------------------------|
| Section Times          | 1:07.34<br>(0:08.36) | 0:58.98 [1]<br>(0:11.30) | 0:47.68 [2]<br>(0:11.72) | 0:35.96 [2]<br>(0:11.81) | 0:24.15 [1]<br>(0:11.61) | 0:12.54 [2]<br>(0:12.54) |
| Average Speed [km/h]   | 43.8                 | 64.6                     | 62.2                     | 61.6                     | 62.1                     | 57.6                     |
| Top Speed [km/h]       | 62.6                 | 65.7                     | 64.6                     | 62.5                     | 62.9                     | 60.0                     |
| Avg. Dist. to Rail [m] | 12.0                 | 4.5                      | 3.5                      | 2.0                      | 0.7                      | 0.7                      |
| Avg. Stride Freq. [Hz] | 2.6                  | 2.5                      | 2.4                      | 2.4                      | 2.4                      | 2.3                      |
| Avg. Stride Length [m] | 5.6                  | 7.3                      | 7.3                      | 7.2                      | 7.3                      | 7.1                      |



[ ] Ranking at each section and finish  
 -:-:- No data available at this section  
 NA No data available

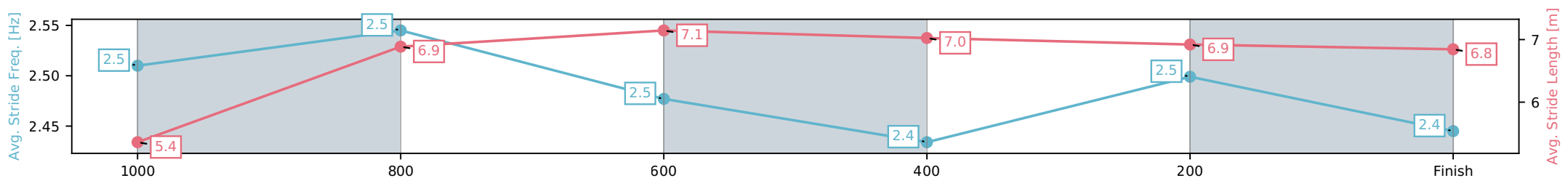
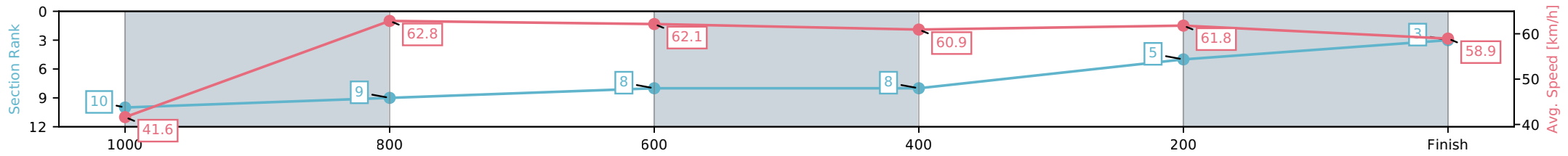
|                                |                                    |
|--------------------------------|------------------------------------|
| Horse/Jockey Name              | American Conquest/Corey Sutherland |
| Finish Rank                    | 3                                  |
| Fastest Section Time (Section) | 0:11.53 (1000-800)                 |
| Top Speed [km/h] (Section)     | 64.5 (1000-800)                    |
| Race State                     | Finished                           |



Toowoomba QLD --Professional-2026-05-09  
 Race 5: HAPPY 21ST BIRTHDAY WILL HOLLEY QTIS Three-Year-Old BENCHMARK 60 Handicap - 1100m  
 09 May 2026 - 7:42PM  
 Track Rating: Good 4, Weather: Fine, Rail Position: True Entire Circuit



| Section                | L1100                | L1000                    | L800                     | L600                     | L400                     | L200                     |
|------------------------|----------------------|--------------------------|--------------------------|--------------------------|--------------------------|--------------------------|
| Section Times          | 1:07.64<br>(0:08.78) | 0:58.86 [9]<br>(0:11.53) | 0:47.33 [8]<br>(0:11.58) | 0:35.75 [8]<br>(0:11.83) | 0:23.92 [5]<br>(0:11.67) | 0:12.25 [3]<br>(0:12.25) |
| Average Speed [km/h]   | 41.6                 | 62.8                     | 62.1                     | 60.9                     | 61.8                     | 58.9                     |
| Top Speed [km/h]       | 60.3                 | 64.5                     | 63.5                     | 62.3                     | 62.5                     | 61.8                     |
| Avg. Dist. to Rail [m] | 3.3                  | 1.3                      | 0.6                      | 0.5                      | 1.3                      | 2.0                      |
| Avg. Stride Freq. [Hz] | 2.5                  | 2.5                      | 2.5                      | 2.4                      | 2.5                      | 2.4                      |
| Avg. Stride Length [m] | 5.4                  | 6.9                      | 7.1                      | 7.0                      | 6.9                      | 6.8                      |



[ ] Ranking at each section and finish  
 -:-:- No data available at this section  
 NA No data available

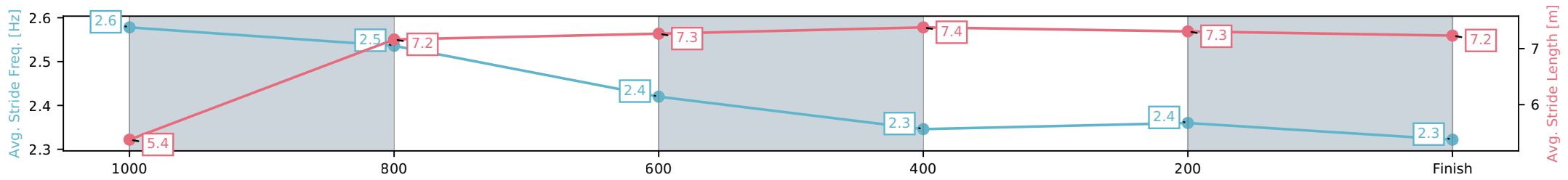
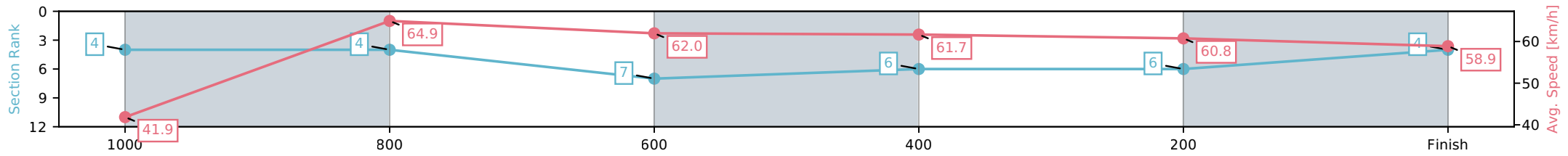
|                                |                             |
|--------------------------------|-----------------------------|
| Horse/Jockey Name              | Seismic Boom/Fiona Sandkuhl |
| Finish Rank                    | 4                           |
| Fastest Section Time (Section) | 0:11.29 (1000-800)          |
| Top Speed [km/h] (Section)     | 66.8 (1000-800)             |
| Race State                     | Finished                    |



Toowoomba QLD --Professional-2026-05-09  
 Race 5: HAPPY 21ST BIRTHDAY WILL HOLLEY QTIS Three-Year-Old BENCHMARK 60 Handicap - 1100m  
 09 May 2026 - 7:42PM  
 Track Rating: Good 4, Weather: Fine, Rail Position: True Entire Circuit



| Section                | L1100                | L1000                    | L800                     | L600                     | L400                     | L200                     |
|------------------------|----------------------|--------------------------|--------------------------|--------------------------|--------------------------|--------------------------|
| Section Times          | 1:07.73<br>(0:08.53) | 0:59.20 [4]<br>(0:11.29) | 0:47.91 [7]<br>(0:11.89) | 0:36.02 [6]<br>(0:11.82) | 0:24.20 [6]<br>(0:11.94) | 0:12.27 [4]<br>(0:12.27) |
| Average Speed [km/h]   | 41.9                 | 64.9                     | 62.0                     | 61.7                     | 60.8                     | 58.9                     |
| Top Speed [km/h]       | 61.6                 | 66.8                     | 64.1                     | 62.5                     | 62.5                     | 60.1                     |
| Avg. Dist. to Rail [m] | 12.9                 | 6.9                      | 6.0                      | 2.7                      | 2.9                      | 3.8                      |
| Avg. Stride Freq. [Hz] | 2.6                  | 2.5                      | 2.4                      | 2.3                      | 2.4                      | 2.3                      |
| Avg. Stride Length [m] | 5.4                  | 7.2                      | 7.3                      | 7.4                      | 7.3                      | 7.2                      |



[ ] Ranking at each section and finish  
 -:-:- No data available at this section  
 NA No data available

|                                |                      |
|--------------------------------|----------------------|
| Horse/Jockey Name              | Exoflow/Damien Boche |
| Finish Rank                    | 5                    |
| Fastest Section Time (Section) | 0:11.17 (1000-800)   |
| Top Speed [km/h] (Section)     | 66.3 (1000-800)      |
| Race State                     | Finished             |



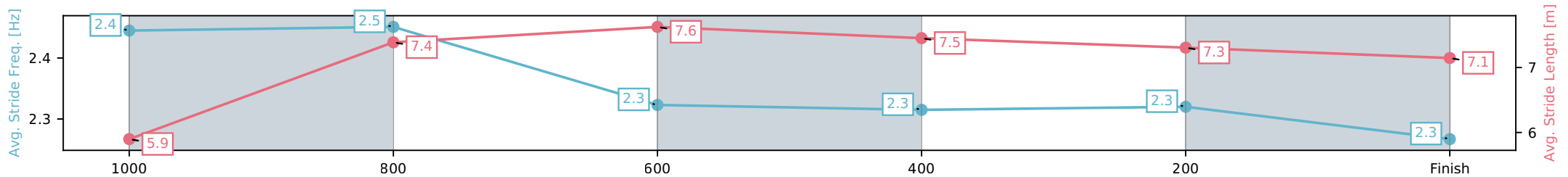
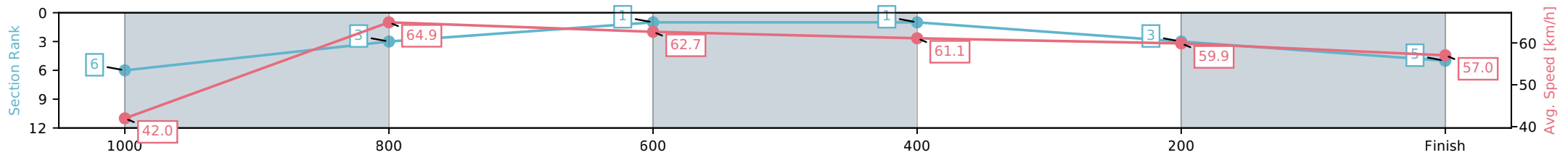
Toowoomba QLD --Professional-2026-05-09  
 Race 5: HAPPY 21ST BIRTHDAY WILL HOLLEY QTIS Three-Year-Old BENCHMARK 60 Handicap - 1100m



09 May 2026 - 7:42PM

Track Rating: Good 4, Weather: Fine, Rail Position: True Entire Circuit

| Section                | L1100                | L1000                    | L800                     | L600                     | L400                     | L200                     |
|------------------------|----------------------|--------------------------|--------------------------|--------------------------|--------------------------|--------------------------|
| Section Times          | 1:07.89<br>(0:08.63) | 0:59.26 [3]<br>(0:11.17) | 0:48.09 [1]<br>(0:11.52) | 0:36.57 [1]<br>(0:11.80) | 0:24.77 [3]<br>(0:12.11) | 0:12.66 [5]<br>(0:12.66) |
| Average Speed [km/h]   | 42.0                 | 64.9                     | 62.7                     | 61.1                     | 59.9                     | 57.0                     |
| Top Speed [km/h]       | 60.8                 | 66.3                     | 64.0                     | 62.1                     | 61.3                     | 59.0                     |
| Avg. Dist. to Rail [m] | 8.0                  | 2.2                      | 0.3                      | 0.2                      | 2.4                      | 3.5                      |
| Avg. Stride Freq. [Hz] | 2.4                  | 2.5                      | 2.3                      | 2.3                      | 2.3                      | 2.3                      |
| Avg. Stride Length [m] | 5.9                  | 7.4                      | 7.6                      | 7.5                      | 7.3                      | 7.1                      |



[ ] Ranking at each section and finish  
 -:-:- No data available at this section  
 NA No data available

|                                |                               |
|--------------------------------|-------------------------------|
| Horse/Jockey Name              | Sweet Pretender/Stacey Callow |
| Finish Rank                    | 6                             |
| Fastest Section Time (Section) | 0:11.48 (1000-800)            |
| Top Speed [km/h] (Section)     | 66.7 (800-600)                |
| Race State                     | Finished                      |



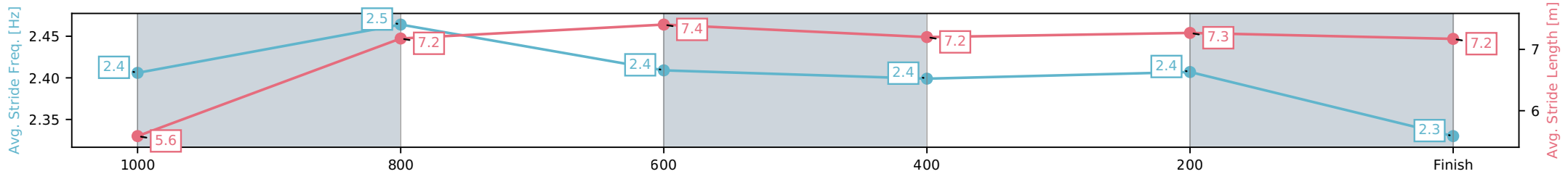
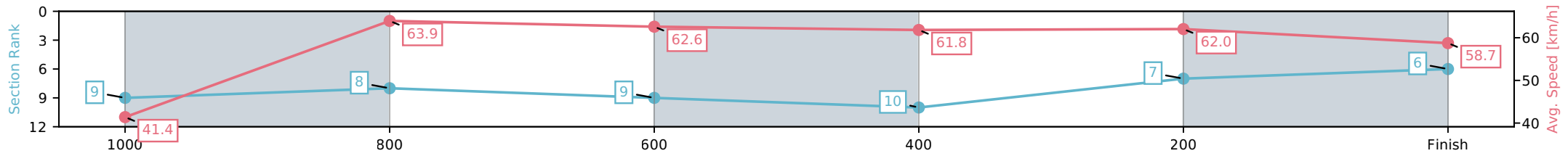
Toowoomba QLD --Professional-2026-05-09  
 Race 5: HAPPY 21ST BIRTHDAY WILL HOLLEY QTIS Three-Year-Old BENCHMARK 60 Handicap - 1100m



09 May 2026 - 7:42PM

Track Rating: Good 4, Weather: Fine, Rail Position: True Entire Circuit

| Section                | L1100                | L1000                    | L800                     | L600                      | L400                     | L200                     |
|------------------------|----------------------|--------------------------|--------------------------|---------------------------|--------------------------|--------------------------|
| Section Times          | 1:07.93<br>(0:08.76) | 0:59.17 [8]<br>(0:11.48) | 0:47.69 [9]<br>(0:11.68) | 0:36.01 [10]<br>(0:11.88) | 0:24.14 [7]<br>(0:11.85) | 0:12.28 [6]<br>(0:12.28) |
| Average Speed [km/h]   | 41.4                 | 63.9                     | 62.6                     | 61.8                      | 62.0                     | 58.7                     |
| Top Speed [km/h]       | 58.8                 | 66.3                     | 66.7                     | 63.1                      | 63.6                     | 61.3                     |
| Avg. Dist. to Rail [m] | 11.3                 | 6.0                      | 3.9                      | 3.7                       | 6.5                      | 8.0                      |
| Avg. Stride Freq. [Hz] | 2.4                  | 2.5                      | 2.4                      | 2.4                       | 2.4                      | 2.3                      |
| Avg. Stride Length [m] | 5.6                  | 7.2                      | 7.4                      | 7.2                       | 7.3                      | 7.2                      |



[ ] Ranking at each section and finish  
 -.-.- No data available at this section  
 NA No data available

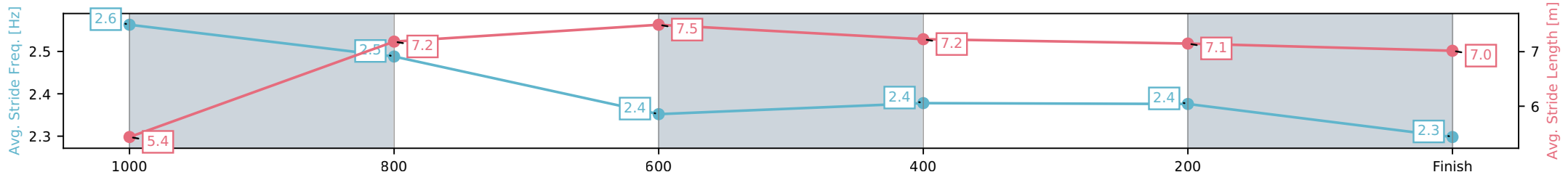
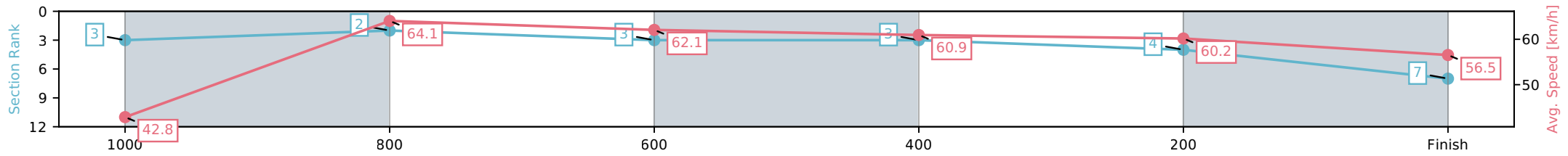
|                                |                               |
|--------------------------------|-------------------------------|
| Horse/Jockey Name              | Russian Ripper/Montanna Savva |
| Finish Rank                    | 7                             |
| Fastest Section Time (Section) | 0:11.36 (1000-800)            |
| Top Speed [km/h] (Section)     | 64.8 (1000-800)               |
| Race State                     | Finished                      |



Toowoomba QLD --Professional-2026-05-09  
 Race 5: HAPPY 21ST BIRTHDAY WILL HOLLEY QTIS Three-Year-Old BENCHMARK 60 Handicap - 1100m  
 09 May 2026 - 7:42PM  
 Track Rating: Good 4, Weather: Fine, Rail Position: True Entire Circuit



| Section                | L1100                | L1000                    | L800                     | L600                     | L400                     | L200                     |
|------------------------|----------------------|--------------------------|--------------------------|--------------------------|--------------------------|--------------------------|
| Section Times          | 1:08.07<br>(0:08.42) | 0:59.65 [2]<br>(0:11.36) | 0:48.28 [3]<br>(0:11.69) | 0:36.59 [3]<br>(0:11.83) | 0:24.76 [4]<br>(0:11.99) | 0:12.78 [7]<br>(0:12.78) |
| Average Speed [km/h]   | 42.8                 | 64.1                     | 62.1                     | 60.9                     | 60.2                     | 56.5                     |
| Top Speed [km/h]       | 61.5                 | 64.8                     | 64.2                     | 61.7                     | 60.9                     | 59.4                     |
| Avg. Dist. to Rail [m] | 3.9                  | 2.4                      | 1.1                      | 0.3                      | 0.6                      | 0.2                      |
| Avg. Stride Freq. [Hz] | 2.6                  | 2.5                      | 2.4                      | 2.4                      | 2.4                      | 2.3                      |
| Avg. Stride Length [m] | 5.4                  | 7.2                      | 7.5                      | 7.2                      | 7.1                      | 7.0                      |



[ ] Ranking at each section and finish  
 -.-.- No data available at this section  
 NA No data available

|                                |                         |
|--------------------------------|-------------------------|
| Horse/Jockey Name              | Exostova/Brandon Lerena |
| Finish Rank                    | 8                       |
| Fastest Section Time (Section) | 0:11.60 (1000-800)      |
| Top Speed [km/h] (Section)     | 64.7 (1000-800)         |
| Race State                     | Finished                |



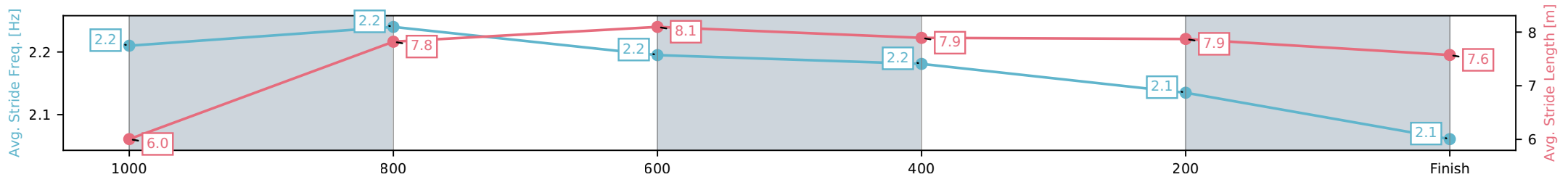
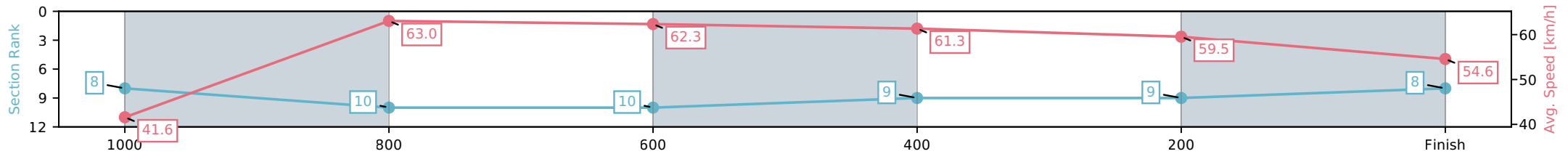
Toowoomba QLD --Professional-2026-05-09  
 Race 5: HAPPY 21ST BIRTHDAY WILL HOLLEY QTIS Three-Year-Old BENCHMARK 60 Handicap - 1100m



09 May 2026 - 7:42PM

Track Rating: Good 4, Weather: Fine, Rail Position: True Entire Circuit

| Section                | L1100                | L1000                     | L800                      | L600                     | L400                     | L200                     |
|------------------------|----------------------|---------------------------|---------------------------|--------------------------|--------------------------|--------------------------|
| Section Times          | 1:09.18<br>(0:08.75) | 1:00.43 [10]<br>(0:11.60) | 0:48.83 [10]<br>(0:11.65) | 0:37.18 [9]<br>(0:11.79) | 0:25.39 [9]<br>(0:12.13) | 0:13.26 [8]<br>(0:13.26) |
| Average Speed [km/h]   | 41.6                 | 63.0                      | 62.3                      | 61.3                     | 59.5                     | 54.6                     |
| Top Speed [km/h]       | 59.9                 | 64.7                      | 63.9                      | 62.8                     | 60.9                     | 57.7                     |
| Avg. Dist. to Rail [m] | 8.6                  | 5.4                       | 2.2                       | 1.3                      | 1.4                      | 2.8                      |
| Avg. Stride Freq. [Hz] | 2.2                  | 2.2                       | 2.2                       | 2.2                      | 2.1                      | 2.1                      |
| Avg. Stride Length [m] | 6.0                  | 7.8                       | 8.1                       | 7.9                      | 7.9                      | 7.6                      |



[ ] Ranking at each section and finish  
 -.-.- No data available at this section  
 NA No data available

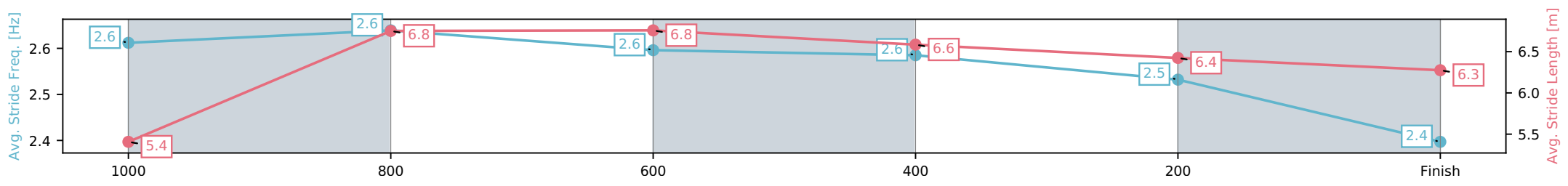
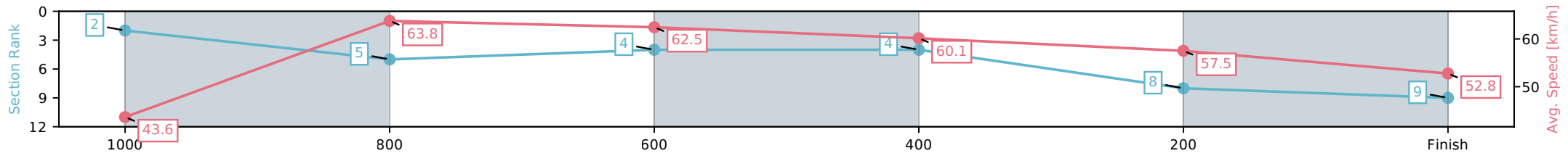
|                                |                               |
|--------------------------------|-------------------------------|
| Horse/Jockey Name              | Tinkerbella/Hannah Richardson |
| Finish Rank                    | 9                             |
| Fastest Section Time (Section) | 0:11.48 (1000-800)            |
| Top Speed [km/h] (Section)     | 64.5 (1000-800)               |
| Race State                     | Finished                      |



Toowoomba QLD --Professional-2026-05-09  
 Race 5: HAPPY 21ST BIRTHDAY WILL HOLLEY QTIS Three-Year-Old BENCHMARK 60 Handicap - 1100m  
 09 May 2026 - 7:42PM  
 Track Rating: Good 4, Weather: Fine, Rail Position: True Entire Circuit



| Section                | L1100                | L1000                    | L800                     | L600                     | L400                     | L200                     |
|------------------------|----------------------|--------------------------|--------------------------|--------------------------|--------------------------|--------------------------|
| Section Times          | 1:09.50<br>(0:08.40) | 1:01.10 [5]<br>(0:11.48) | 0:49.62 [4]<br>(0:11.61) | 0:38.00 [4]<br>(0:11.92) | 0:26.08 [8]<br>(0:12.39) | 0:13.69 [9]<br>(0:13.69) |
| Average Speed [km/h]   | 43.6                 | 63.8                     | 62.5                     | 60.1                     | 57.5                     | 52.8                     |
| Top Speed [km/h]       | 61.4                 | 64.5                     | 63.7                     | 61.8                     | 58.9                     | 55.8                     |
| Avg. Dist. to Rail [m] | 9.3                  | 4.7                      | 0.9                      | 1.3                      | 2.2                      | 1.2                      |
| Avg. Stride Freq. [Hz] | 2.6                  | 2.6                      | 2.6                      | 2.6                      | 2.5                      | 2.4                      |
| Avg. Stride Length [m] | 5.4                  | 6.8                      | 6.8                      | 6.6                      | 6.4                      | 6.3                      |



[ ] Ranking at each section and finish  
 -.-.- No data available at this section  
 NA No data available

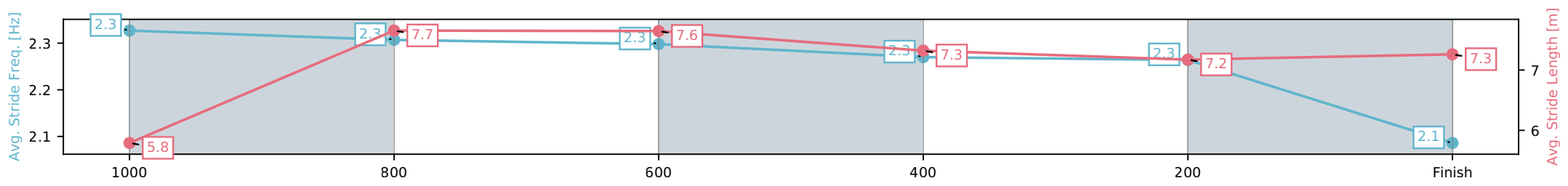
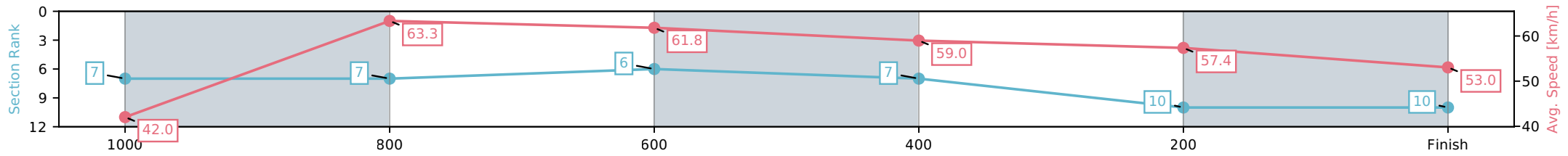
|                                |                              |
|--------------------------------|------------------------------|
| Horse/Jockey Name              | Mishani Glaze/Michael Murphy |
| Finish Rank                    | 10                           |
| Fastest Section Time (Section) | 0:11.34 (1000-800)           |
| Top Speed [km/h] (Section)     | 64.5 (1000-800)              |
| Race State                     | Finished                     |



Toowoomba QLD --Professional-2026-05-09  
 Race 5: HAPPY 21ST BIRTHDAY WILL HOLLEY QTIS Three-Year-Old BENCHMARK 60 Handicap - 1100m  
 09 May 2026 - 7:42PM  
 Track Rating: Good 4, Weather: Fine, Rail Position: True Entire Circuit



| Section                | L1100                | L1000                    | L800                     | L600                     | L400                      | L200                      |
|------------------------|----------------------|--------------------------|--------------------------|--------------------------|---------------------------|---------------------------|
| Section Times          | 1:09.77<br>(0:08.68) | 1:01.09 [7]<br>(0:11.34) | 0:49.76 [6]<br>(0:11.62) | 0:38.14 [7]<br>(0:12.06) | 0:26.08 [10]<br>(0:12.44) | 0:13.64 [10]<br>(0:13.64) |
| Average Speed [km/h]   | 42.0                 | 63.3                     | 61.8                     | 59.0                     | 57.4                      | 53.0                      |
| Top Speed [km/h]       | 59.8                 | 64.5                     | 63.9                     | 60.1                     | 59.3                      | 56.9                      |
| Avg. Dist. to Rail [m] | 4.8                  | 1.0                      | 0.4                      | 1.8                      | 2.1                       | 1.1                       |
| Avg. Stride Freq. [Hz] | 2.3                  | 2.3                      | 2.3                      | 2.3                      | 2.3                       | 2.1                       |
| Avg. Stride Length [m] | 5.8                  | 7.7                      | 7.6                      | 7.3                      | 7.2                       | 7.3                       |



[ ] Ranking at each section and finish  
 -.-.- No data available at this section  
 NA No data available



# Toowoomba QLD

## Race 6: SHERRIN RENTALS Maiden Handicap - 870m

09 May 2026 - 8:14PM



Track Rating: Good 4, Weather: Fine, Rail Position: True Entire Circuit

Field Times (Race Tempo)      0:51.53 (0:06.25)    0:45.28 (0:10.88)    0:34.39 (0:11.06)    0:23.33 (0:11.46)    0:11.88 (0:11.88)

| Rank | TAB#   | Horse             | Overall Time  | First 400m | Top Speed km/h (Section) | L870        | L800         | L600         | L400         | L200         |  |  |  |
|------|--------|-------------------|---------------|------------|--------------------------|-------------|--------------|--------------|--------------|--------------|--|--|--|
|      | (BAR#) | Jockey            | Margin (DT-W) | Last 600m  | Fastest Section (Time)   | Start - 800 | 800 - 600    | 600 - 400    | 400 - 200    | 200 - Finish |  |  |  |
| 1    | 11     | Shahar            | 0:51.53       | 0:24.34    | 68.6 (800-600)           | 0:51.53     | 0:45.25 [2]  | 0:34.39 [1]  | 0:23.33 [1]  | 0:11.86 [3]  |  |  |  |
|      | (5)    | Kelsey Lenton     |               | 0:34.39    | 800-600 (0:10.86)        | (0:06.28)   | (0:10.86)    | (0:11.06)    | (0:11.47)    | (0:11.86)    |  |  |  |
| 2    | 8      | Trooper Sam       | 0:51.57       | 0:24.64    | 68.3 (800-600)           | 0:51.57     | 0:45.09 [5]  | 0:34.03 [7]  | 0:22.90 [6]  | 0:11.63 [5]  |  |  |  |
|      | (11)   | Hannah Richardson | 0.2L (+4)     | 0:34.03    | 800-600 (0:11.06)        | (0:06.48)   | (0:11.06)    | (0:11.13)    | (0:11.27)    | (0:11.63)    |  |  |  |
| 3    | 9      | Elizahro          | 0:51.59       | 0:24.19    | 69.0 (800-600)           | 0:51.59     | 0:45.20 [4]  | 0:34.38 [3]  | 0:23.31 [3]  | 0:11.93 [2]  |  |  |  |
|      | (10)   | Chloe Lowe        | 0.3L (+0)     | 0:34.38    | 800-600 (0:10.83)        | (0:06.39)   | (0:10.83)    | (0:11.06)    | (0:11.39)    | (0:11.93)    |  |  |  |
| 4    | 12     | Reign Of Dame     | 0:51.67       | 0:24.50    | 69.2 (800-600)           | 0:51.67     | 0:44.90 [10] | 0:34.15 [6]  | 0:23.23 [4]  | 0:12.02 [1]  |  |  |  |
|      | (4)    | Gary Geran        | 0.8L (-4)     | 0:34.16    | 800-600 (0:10.76)        | (0:06.76)   | (0:10.76)    | (0:10.92)    | (0:11.22)    | (0:12.02)    |  |  |  |
| 5    | 1      | Boomtime Now      | 0:51.68       | 0:24.09    | 68.5 (800-600)           | 0:51.68     | 0:45.35 [3]  | 0:34.54 [2]  | 0:23.48 [1]  | 0:11.99 [4]  |  |  |  |
|      | (2)    | Colleen Krahen    | 0.9L (-3)     | 0:34.54    | 800-600 (0:10.81)        | (0:06.33)   | (0:10.81)    | (0:11.06)    | (0:11.49)    | (0:11.99)    |  |  |  |
| 6    | 4      | Aeropower         | 0:51.73       | 0:25.08    | 67.4 (800-600)           | 0:51.73     | 0:44.92 [11] | 0:33.67 [12] | 0:22.52 [12] | 0:11.31 [9]  |  |  |  |
|      | (8)    | Brandon Lerena    | 1.2L (+3)     | 0:33.67    | 600-400 (0:11.15)        | (0:06.82)   | (0:11.24)    | (0:11.15)    | (0:11.21)    | (0:11.31)    |  |  |  |
| 7    | 2      | Beltone           | 0:52.14       | 0:24.94    | 68.0 (600-400)           | 0:52.14     | 0:45.22 [12] | 0:34.25 [11] | 0:23.25 [9]  | 0:11.80 [7]  |  |  |  |
|      | (12)   | Stacey Callow     | 3.6L (+0)     | 0:34.25    | 800-600 (0:10.97)        | (0:06.92)   | (0:10.97)    | (0:11.00)    | (0:11.45)    | (0:11.80)    |  |  |  |
| 8    | 14     | Babushka Doll     | 0:52.43       | 0:24.84    | 67.0 (800-600)           | 0:52.43     | 0:45.93 [6]  | 0:34.67 [8]  | 0:23.57 [8]  | 0:12.02 [8]  |  |  |  |
|      | (6)    | Jason Taylor      | 5.2L (-5)     | 0:34.67    | 600-400 (0:11.10)        | (0:06.50)   | (0:11.26)    | (0:11.10)    | (0:11.55)    | (0:12.02)    |  |  |  |
| 9    | 13     | Lulu A Natural    | 0:52.61       | 0:24.51    | 68.6 (800-600)           | 0:52.61     | 0:46.02 [7]  | 0:35.12 [5]  | 0:24.06 [5]  | 0:12.51 [6]  |  |  |  |
|      | (9)    | Micheal Hellyer   | 6.3L (-2)     | 0:35.12    | 800-600 (0:10.90)        | (0:06.59)   | (0:10.90)    | (0:11.05)    | (0:11.56)    | (0:12.51)    |  |  |  |
| 10   | 5      | Husson's Treasure | 0:52.65       | 0:25.07    | 67.2 (800-600)           | 0:52.65     | 0:45.93 [9]  | 0:34.84 [10] | 0:23.71 [10] | 0:12.10 [11] |  |  |  |
|      | (3)    | Corey Sutherland  | 6.6L (-7)     | 0:34.85    | 800-600 (0:11.09)        | (0:06.72)   | (0:11.09)    | (0:11.13)    | (0:11.62)    | (0:12.10)    |  |  |  |

Scratched: Shalaa Strike (#7), Run Ziggy Run (#10), Excess Capital (#15), Sound The Bugle (#16), Yes Kiss (#17), Demes Girl (#18)

Report Created: Sat 09 May 2026

(Note: Races are conducted over an approximate distance as close as possible to the advertised distance, and recorded data may vary accordingly. Official times refer to race times only and do not include handicap times.)

[ ] Position in running at each section and finish    TAB#    Saddle cloth number

Fastest split

-:--:-- No data available at this section

BAR#    Barrier/Gate Position

Fastest section

NA    No data available

DNF    Did not finish

DNT    Did not track

DT-W    Distance travelled compared to winner in metres



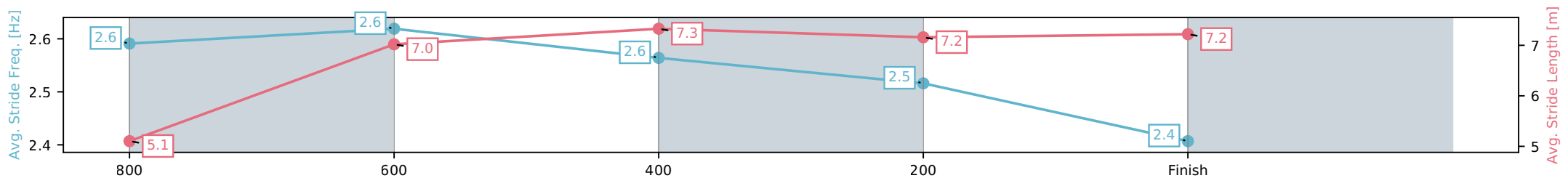
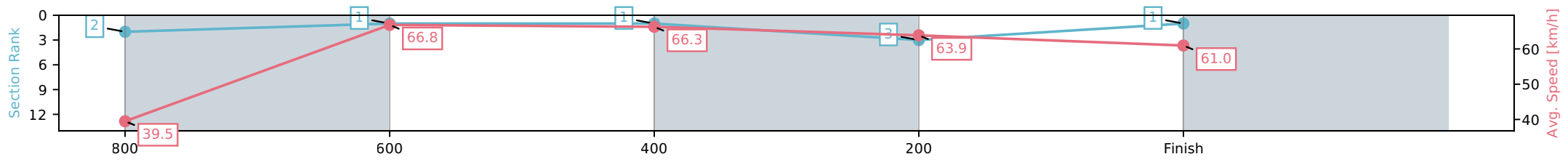
|                                |                      |
|--------------------------------|----------------------|
| Horse/Jockey Name              | Shahar/Kelsey Lenton |
| Finish Rank                    | 1                    |
| Fastest Section Time (Section) | 0:10.86 (800-600)    |
| Top Speed [km/h] (Section)     | 68.6 (800-600)       |
| Race State                     | Finished             |



Toowoomba QLD --Professional-2026-05-09  
 Race 6: SHERRIN RENTALS Maiden Handicap - 870m  
 09 May 2026 - 8:14PM  
 Track Rating: Good 4, Weather: Fine, Rail Position: True Entire Circuit



| Section                | L870                 | L600                     | L400                     | L200                     | L0                       |
|------------------------|----------------------|--------------------------|--------------------------|--------------------------|--------------------------|
| Section Times          | 0:51.53<br>(0:06.28) | 0:45.25 [1]<br>(0:10.86) | 0:34.39 [1]<br>(0:11.06) | 0:23.33 [3]<br>(0:11.47) | 0:11.86 [1]<br>(0:11.86) |
| Average Speed [km/h]   | 39.5                 | 66.8                     | 66.3                     | 63.9                     | 61.0                     |
| Top Speed [km/h]       | 59.1                 | 68.6                     | 68.3                     | 65.1                     | 63.5                     |
| Avg. Dist. to Rail [m] | 4.5                  | 4.2                      | 3.8                      | 5.1                      | 6.8                      |
| Avg. Stride Freq. [Hz] | 2.6                  | 2.6                      | 2.6                      | 2.5                      | 2.4                      |
| Avg. Stride Length [m] | 5.1                  | 7.0                      | 7.3                      | 7.2                      | 7.2                      |



[ ] Ranking at each section and finish  
 -.-.- No data available at this section  
 NA No data available

|                                |                               |
|--------------------------------|-------------------------------|
| Horse/Jockey Name              | Trooper Sam/Hannah Richardson |
| Finish Rank                    | 2                             |
| Fastest Section Time (Section) | 0:11.06 (800-600)             |
| Top Speed [km/h] (Section)     | 68.3 (800-600)                |
| Race State                     | Finished                      |



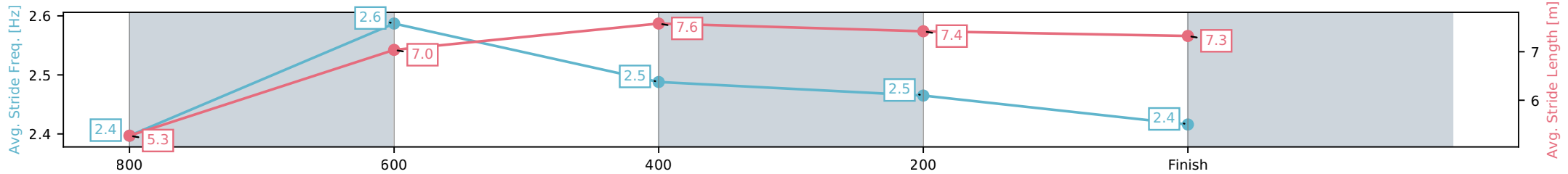
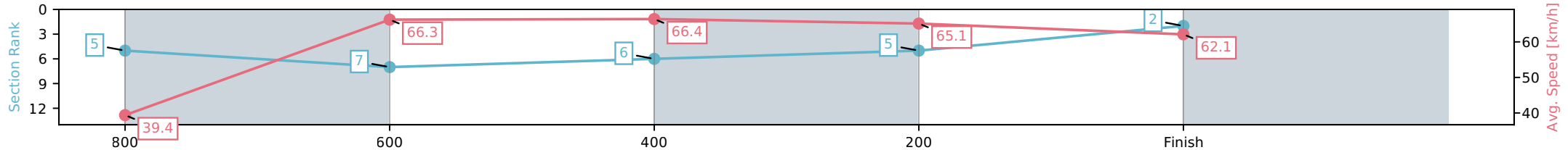
Toowoomba QLD --Professional-2026-05-09  
 Race 6: SHERRIN RENTALS Maiden Handicap - 870m



09 May 2026 - 8:14PM

Track Rating: Good 4, Weather: Fine, Rail Position: True Entire Circuit

| Section                | L870                 | L600                     | L400                     | L200                     | L0                       |
|------------------------|----------------------|--------------------------|--------------------------|--------------------------|--------------------------|
| Section Times          | 0:51.57<br>(0:06.48) | 0:45.09 [7]<br>(0:11.06) | 0:34.03 [6]<br>(0:11.13) | 0:22.90 [5]<br>(0:11.27) | 0:11.63 [2]<br>(0:11.63) |
| Average Speed [km/h]   | 39.4                 | 66.3                     | 66.4                     | 65.1                     | 62.1                     |
| Top Speed [km/h]       | 58.7                 | 68.3                     | 68.2                     | 66.1                     | 65.0                     |
| Avg. Dist. to Rail [m] | 9.1                  | 8.1                      | 5.5                      | 5.6                      | 8.9                      |
| Avg. Stride Freq. [Hz] | 2.4                  | 2.6                      | 2.5                      | 2.5                      | 2.4                      |
| Avg. Stride Length [m] | 5.3                  | 7.0                      | 7.6                      | 7.4                      | 7.3                      |



[ ] Ranking at each section and finish  
 -:-:- No data available at this section  
 NA No data available

|                                |                     |
|--------------------------------|---------------------|
| Horse/Jockey Name              | Elizahro/Chloe Lowe |
| Finish Rank                    | 3                   |
| Fastest Section Time (Section) | 0:10.83 (800-600)   |
| Top Speed [km/h] (Section)     | 69.0 (800-600)      |
| Race State                     | Finished            |



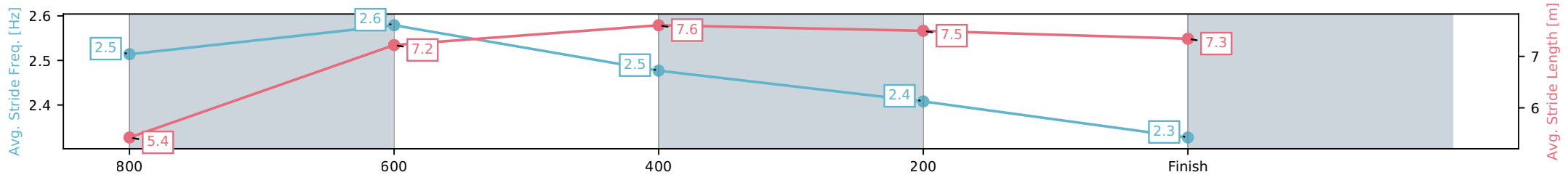
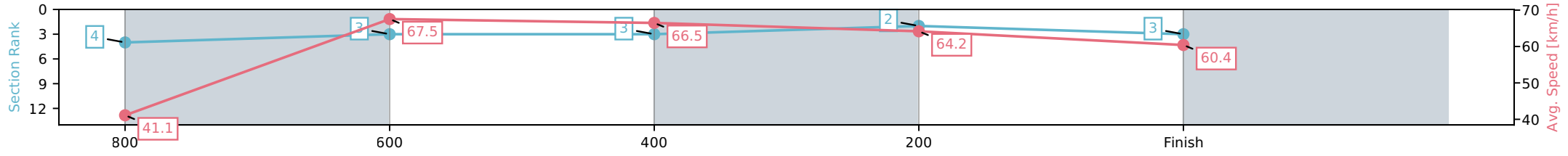
Toowoomba QLD --Professional-2026-05-09  
 Race 6: SHERRIN RENTALS Maiden Handicap - 870m



09 May 2026 - 8:14PM

Track Rating: Good 4, Weather: Fine, Rail Position: True Entire Circuit

| Section                | L870                 | L600                     | L400                     | L200                     | L0                       |
|------------------------|----------------------|--------------------------|--------------------------|--------------------------|--------------------------|
| Section Times          | 0:51.59<br>(0:06.39) | 0:45.20 [3]<br>(0:10.83) | 0:34.38 [3]<br>(0:11.06) | 0:23.31 [2]<br>(0:11.39) | 0:11.93 [3]<br>(0:11.93) |
| Average Speed [km/h]   | 41.1                 | 67.5                     | 66.5                     | 64.2                     | 60.4                     |
| Top Speed [km/h]       | 59.6                 | 69.0                     | 67.9                     | 65.6                     | 62.8                     |
| Avg. Dist. to Rail [m] | 8.3                  | 5.4                      | 3.3                      | 4.2                      | 6.2                      |
| Avg. Stride Freq. [Hz] | 2.5                  | 2.6                      | 2.5                      | 2.4                      | 2.3                      |
| Avg. Stride Length [m] | 5.4                  | 7.2                      | 7.6                      | 7.5                      | 7.3                      |



[ ] Ranking at each section and finish  
 -.-.- No data available at this section  
 NA No data available

|                                |                          |
|--------------------------------|--------------------------|
| Horse/Jockey Name              | Reign Of Dame/Gary Geran |
| Finish Rank                    | 4                        |
| Fastest Section Time (Section) | 0:10.76 (800-600)        |
| Top Speed [km/h] (Section)     | 69.2 (800-600)           |
| Race State                     | Finished                 |



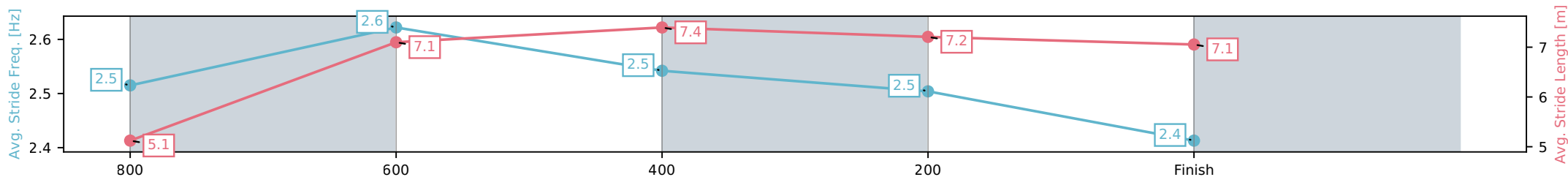
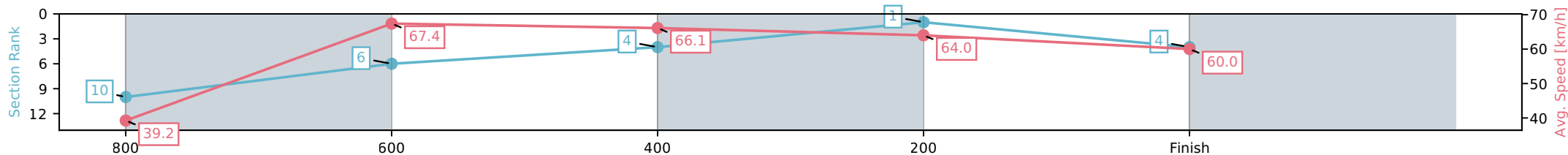
Toowoomba QLD --Professional-2026-05-09  
 Race 6: SHERRIN RENTALS Maiden Handicap - 870m



09 May 2026 - 8:14PM

Track Rating: Good 4, Weather: Fine, Rail Position: True Entire Circuit

| Section                | L870                 | L600                     | L400                     | L200                     | L0                       |
|------------------------|----------------------|--------------------------|--------------------------|--------------------------|--------------------------|
| Section Times          | 0:51.67<br>(0:06.76) | 0:44.90 [6]<br>(0:10.76) | 0:34.15 [4]<br>(0:10.92) | 0:23.23 [1]<br>(0:11.22) | 0:12.02 [4]<br>(0:12.02) |
| Average Speed [km/h]   | 39.2                 | 67.4                     | 66.1                     | 64.0                     | 60.0                     |
| Top Speed [km/h]       | 61.1                 | 69.2                     | 67.5                     | 65.1                     | 62.1                     |
| Avg. Dist. to Rail [m] | 5.1                  | 2.9                      | 0.9                      | 0.9                      | 3.6                      |
| Avg. Stride Freq. [Hz] | 2.5                  | 2.6                      | 2.5                      | 2.5                      | 2.4                      |
| Avg. Stride Length [m] | 5.1                  | 7.1                      | 7.4                      | 7.2                      | 7.1                      |



- [ ] Ranking at each section and finish
- :-:- No data available at this section
- NA No data available

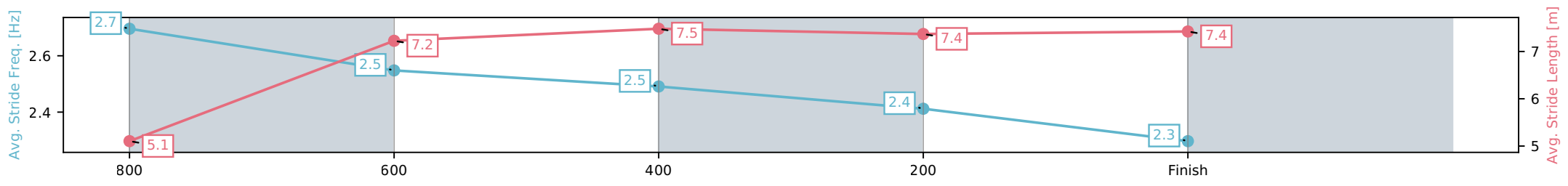
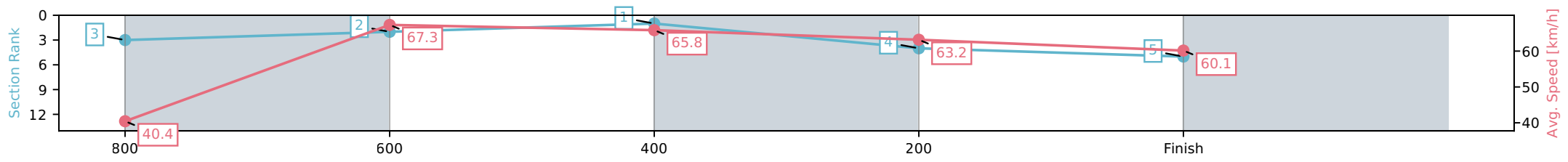
|                                |                             |
|--------------------------------|-----------------------------|
| Horse/Jockey Name              | Boomtime Now/Colleen Krahen |
| Finish Rank                    | 5                           |
| Fastest Section Time (Section) | 0:10.81 (800-600)           |
| Top Speed [km/h] (Section)     | 68.5 (800-600)              |
| Race State                     | Finished                    |



Toowoomba QLD --Professional-2026-05-09  
 Race 6: SHERRIN RENTALS Maiden Handicap - 870m  
 09 May 2026 - 8:14PM  
 Track Rating: Good 4, Weather: Fine, Rail Position: True Entire Circuit



| Section                | L870                 | L600                     | L400                     | L200                     | L0                       |
|------------------------|----------------------|--------------------------|--------------------------|--------------------------|--------------------------|
| Section Times          | 0:51.68<br>(0:06.33) | 0:45.35 [2]<br>(0:10.81) | 0:34.54 [1]<br>(0:11.06) | 0:23.48 [4]<br>(0:11.49) | 0:11.99 [5]<br>(0:11.99) |
| Average Speed [km/h]   | 40.4                 | 67.3                     | 65.8                     | 63.2                     | 60.1                     |
| Top Speed [km/h]       | 61.1                 | 68.5                     | 67.9                     | 64.1                     | 62.4                     |
| Avg. Dist. to Rail [m] | 1.0                  | 2.8                      | 1.5                      | 2.7                      | 4.6                      |
| Avg. Stride Freq. [Hz] | 2.7                  | 2.5                      | 2.5                      | 2.4                      | 2.3                      |
| Avg. Stride Length [m] | 5.1                  | 7.2                      | 7.5                      | 7.4                      | 7.4                      |



[ ] Ranking at each section and finish  
 -:-:- No data available at this section  
 NA No data available

|                                |                          |
|--------------------------------|--------------------------|
| Horse/Jockey Name              | Aeropower/Brandon Lerena |
| Finish Rank                    | 6                        |
| Fastest Section Time (Section) | 0:11.15 (600-400)        |
| Top Speed [km/h] (Section)     | 67.4 (800-600)           |
| Race State                     | Finished                 |



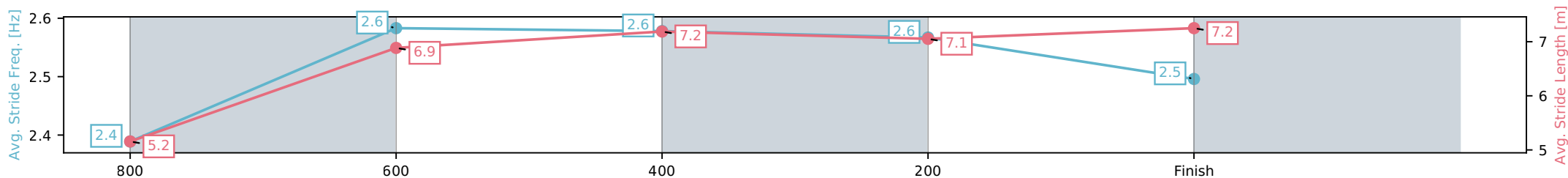
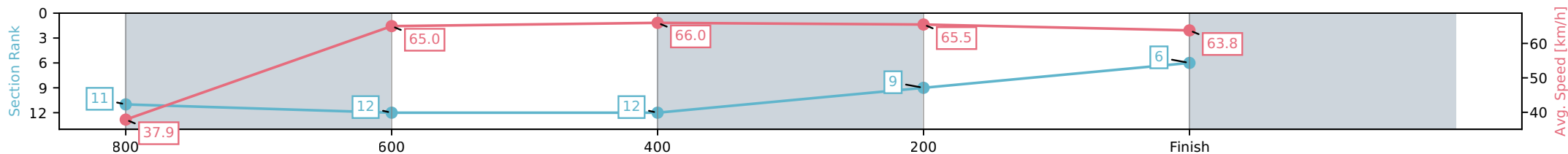
Toowoomba QLD --Professional-2026-05-09  
 Race 6: SHERRIN RENTALS Maiden Handicap - 870m

09 May 2026 - 8:14PM



Track Rating: Good 4, Weather: Fine, Rail Position: True Entire Circuit

| Section                | L870                 | L600                      | L400                      | L200                     | L0                       |
|------------------------|----------------------|---------------------------|---------------------------|--------------------------|--------------------------|
| Section Times          | 0:51.73<br>(0:06.82) | 0:44.92 [12]<br>(0:11.24) | 0:33.67 [12]<br>(0:11.15) | 0:22.52 [9]<br>(0:11.21) | 0:11.31 [6]<br>(0:11.31) |
| Average Speed [km/h]   | 37.9                 | 65.0                      | 66.0                      | 65.5                     | 63.8                     |
| Top Speed [km/h]       | 55.8                 | 67.4                      | 67.2                      | 66.2                     | 65.8                     |
| Avg. Dist. to Rail [m] | 8.3                  | 6.4                       | 3.4                       | 5.8                      | 5.0                      |
| Avg. Stride Freq. [Hz] | 2.4                  | 2.6                       | 2.6                       | 2.6                      | 2.5                      |
| Avg. Stride Length [m] | 5.2                  | 6.9                       | 7.2                       | 7.1                      | 7.2                      |



- [ ] Ranking at each section and finish
- :-:- No data available at this section
- NA No data available

|                                |                       |
|--------------------------------|-----------------------|
| Horse/Jockey Name              | Beltone/Stacey Callow |
| Finish Rank                    | 7                     |
| Fastest Section Time (Section) | 0:10.97 (800-600)     |
| Top Speed [km/h] (Section)     | 68.0 (600-400)        |
| Race State                     | Finished              |



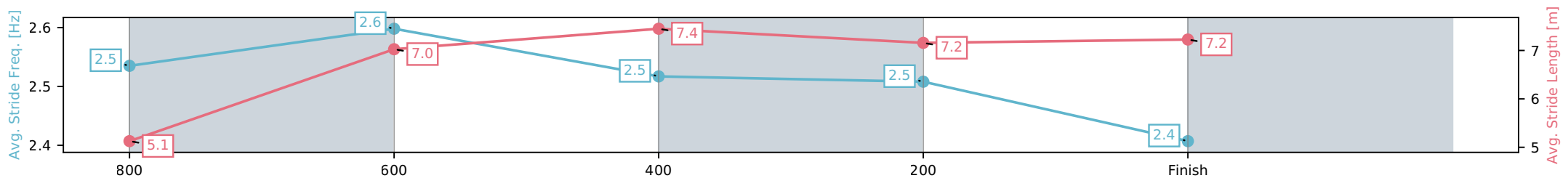
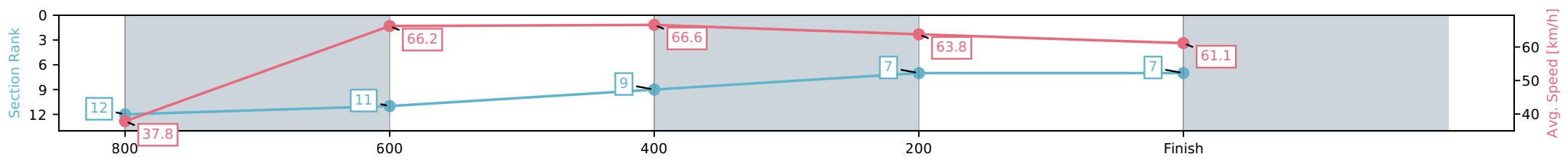
Toowoomba QLD --Professional-2026-05-09  
 Race 6: SHERRIN RENTALS Maiden Handicap - 870m



09 May 2026 - 8:14PM

Track Rating: Good 4, Weather: Fine, Rail Position: True Entire Circuit

| Section                | L870                 | L600                      | L400                     | L200                     | L0                       |
|------------------------|----------------------|---------------------------|--------------------------|--------------------------|--------------------------|
| Section Times          | 0:52.14<br>(0:06.92) | 0:45.22 [11]<br>(0:10.97) | 0:34.25 [9]<br>(0:11.00) | 0:23.25 [7]<br>(0:11.45) | 0:11.80 [7]<br>(0:11.80) |
| Average Speed [km/h]   | 37.8                 | 66.2                      | 66.6                     | 63.8                     | 61.1                     |
| Top Speed [km/h]       | 59.9                 | 67.7                      | 68.0                     | 64.5                     | 63.3                     |
| Avg. Dist. to Rail [m] | 9.5                  | 5.2                       | 3.4                      | 4.3                      | 6.3                      |
| Avg. Stride Freq. [Hz] | 2.5                  | 2.6                       | 2.5                      | 2.5                      | 2.4                      |
| Avg. Stride Length [m] | 5.1                  | 7.0                       | 7.4                      | 7.2                      | 7.2                      |



[ ] Ranking at each section and finish  
 -:-:- No data available at this section  
 NA No data available

|                                |                            |
|--------------------------------|----------------------------|
| Horse/Jockey Name              | Babushka Doll/Jason Taylor |
| Finish Rank                    | 8                          |
| Fastest Section Time (Section) | 0:11.10 (600-400)          |
| Top Speed [km/h] (Section)     | 67.0 (800-600)             |
| Race State                     | Finished                   |



Toowoomba QLD --Professional-2026-05-09

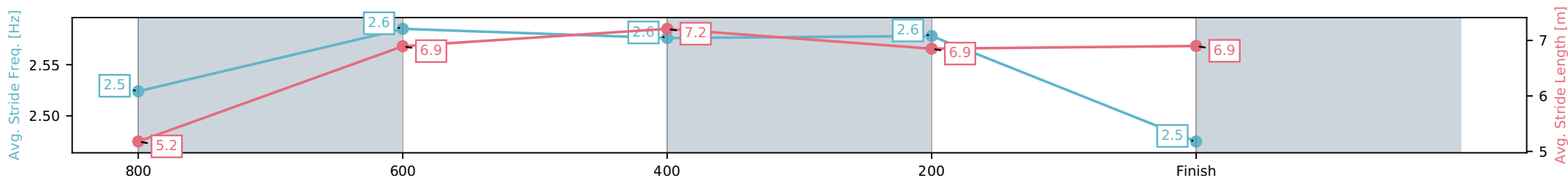
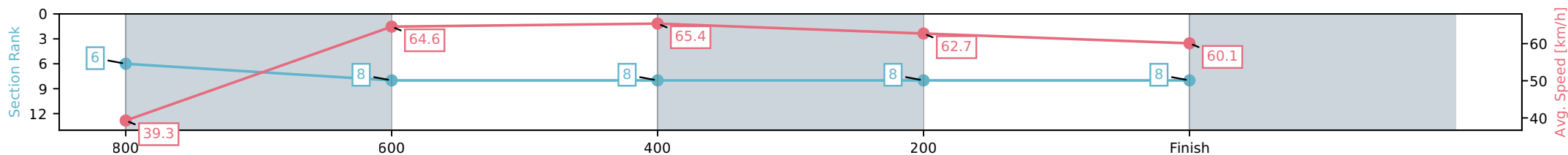
Race 6: SHERRIN RENTALS Maiden Handicap - 870m

09 May 2026 - 8:14PM



Track Rating: Good 4, Weather: Fine, Rail Position: True Entire Circuit

| Section                | L870                 | L600                     | L400                     | L200                     | L0                       |
|------------------------|----------------------|--------------------------|--------------------------|--------------------------|--------------------------|
| Section Times          | 0:52.43<br>(0:06.50) | 0:45.93 [8]<br>(0:11.26) | 0:34.67 [8]<br>(0:11.10) | 0:23.57 [8]<br>(0:11.55) | 0:12.02 [8]<br>(0:12.02) |
| Average Speed [km/h]   | 39.3                 | 64.6                     | 65.4                     | 62.7                     | 60.1                     |
| Top Speed [km/h]       | 58.2                 | 67.0                     | 66.8                     | 63.6                     | 62.6                     |
| Avg. Dist. to Rail [m] | 5.1                  | 4.5                      | 1.3                      | 2.3                      | 2.8                      |
| Avg. Stride Freq. [Hz] | 2.5                  | 2.6                      | 2.6                      | 2.6                      | 2.5                      |
| Avg. Stride Length [m] | 5.2                  | 6.9                      | 7.2                      | 6.9                      | 6.9                      |



- [ ] Ranking at each section and finish
- :-:- No data available at this section
- NA No data available

|                                |                                |
|--------------------------------|--------------------------------|
| Horse/Jockey Name              | Lulu A Natural/Micheal Hellyer |
| Finish Rank                    | 9                              |
| Fastest Section Time (Section) | 0:10.90 (800-600)              |
| Top Speed [km/h] (Section)     | 68.6 (800-600)                 |
| Race State                     | Finished                       |



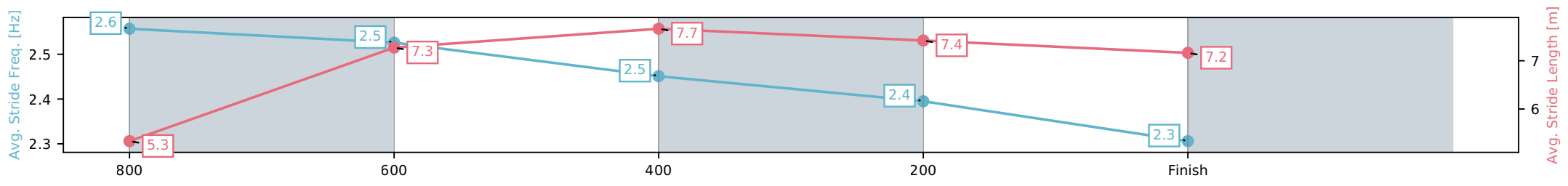
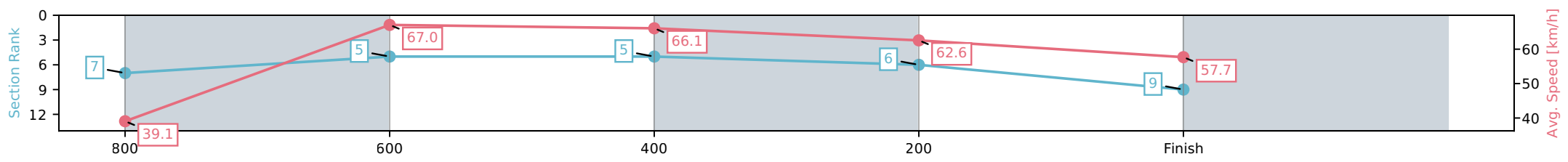
Toowoomba QLD --Professional-2026-05-09  
 Race 6: SHERRIN RENTALS Maiden Handicap - 870m



09 May 2026 - 8:14PM

Track Rating: Good 4, Weather: Fine, Rail Position: True Entire Circuit

| Section                | L870                 | L600                     | L400                     | L200                     | L0                       |
|------------------------|----------------------|--------------------------|--------------------------|--------------------------|--------------------------|
| Section Times          | 0:52.61<br>(0:06.59) | 0:46.02 [5]<br>(0:10.90) | 0:35.12 [5]<br>(0:11.05) | 0:24.06 [6]<br>(0:11.56) | 0:12.51 [9]<br>(0:12.51) |
| Average Speed [km/h]   | 39.1                 | 67.0                     | 66.1                     | 62.6                     | 57.7                     |
| Top Speed [km/h]       | 58.7                 | 68.6                     | 68.2                     | 64.0                     | 60.4                     |
| Avg. Dist. to Rail [m] | 7.4                  | 5.7                      | 2.2                      | 1.4                      | 0.9                      |
| Avg. Stride Freq. [Hz] | 2.6                  | 2.5                      | 2.5                      | 2.4                      | 2.3                      |
| Avg. Stride Length [m] | 5.3                  | 7.3                      | 7.7                      | 7.4                      | 7.2                      |



[ ] Ranking at each section and finish  
 -:-:- No data available at this section  
 NA No data available

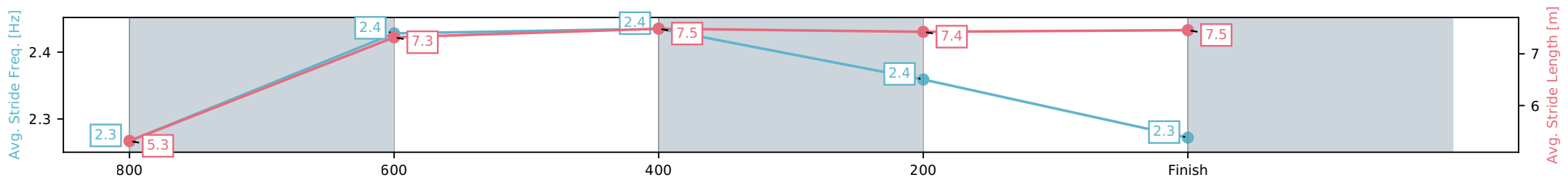
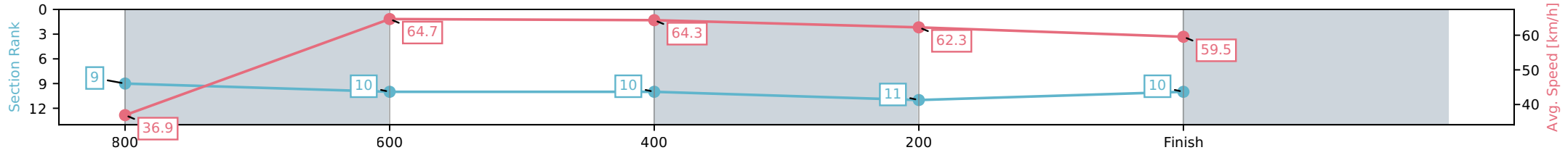
|                                |                                    |
|--------------------------------|------------------------------------|
| Horse/Jockey Name              | Husson's Treasure/Corey Sutherland |
| Finish Rank                    | 10                                 |
| Fastest Section Time (Section) | 0:11.09 (800-600)                  |
| Top Speed [km/h] (Section)     | 67.2 (800-600)                     |
| Race State                     | Finished                           |



Toowoomba QLD --Professional-2026-05-09  
 Race 6: SHERRIN RENTALS Maiden Handicap - 870m  
 09 May 2026 - 8:14PM  
 Track Rating: Good 4, Weather: Fine, Rail Position: True Entire Circuit



| Section                | L870                 | L600                      | L400                      | L200                      | L0                        |
|------------------------|----------------------|---------------------------|---------------------------|---------------------------|---------------------------|
| Section Times          | 0:52.65<br>(0:06.72) | 0:45.93 [10]<br>(0:11.09) | 0:34.84 [10]<br>(0:11.13) | 0:23.71 [11]<br>(0:11.62) | 0:12.10 [10]<br>(0:12.10) |
| Average Speed [km/h]   | 36.9                 | 64.7                      | 64.3                      | 62.3                      | 59.5                      |
| Top Speed [km/h]       | 57.0                 | 67.2                      | 66.2                      | 63.0                      | 61.2                      |
| Avg. Dist. to Rail [m] | 0.9                  | 0.5                       | 0.5                       | 1.0                       | 2.0                       |
| Avg. Stride Freq. [Hz] | 2.3                  | 2.4                       | 2.4                       | 2.4                       | 2.3                       |
| Avg. Stride Length [m] | 5.3                  | 7.3                       | 7.5                       | 7.4                       | 7.5                       |



[ ] Ranking at each section and finish  
 -:-:- No data available at this section  
 NA No data available

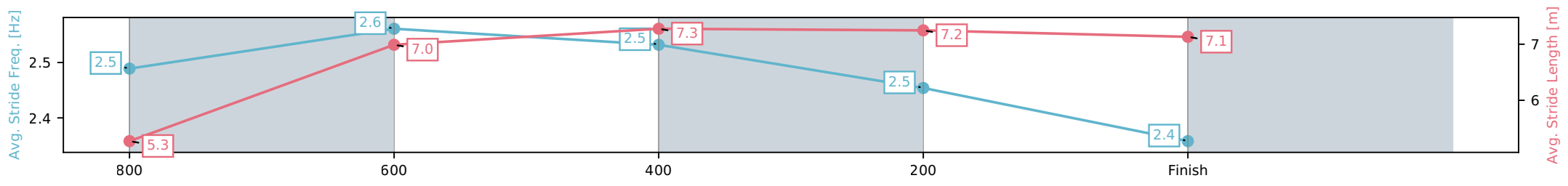
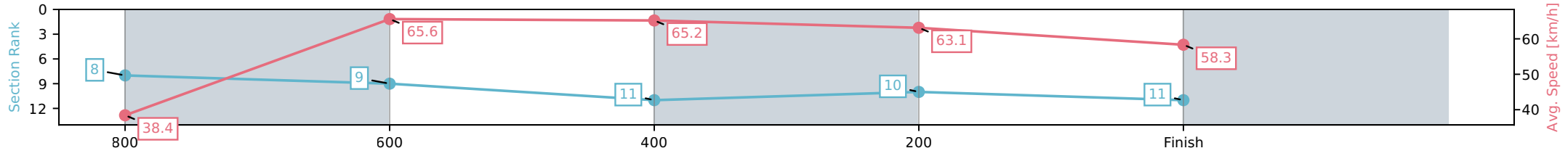
|                                |                                  |
|--------------------------------|----------------------------------|
| Horse/Jockey Name              | Exceptional Rupert/Danny Peisley |
| Finish Rank                    | 11                               |
| Fastest Section Time (Section) | 0:11.08 (800-600)                |
| Top Speed [km/h] (Section)     | 67.9 (800-600)                   |
| Race State                     | Finished                         |



Toowoomba QLD --Professional-2026-05-09  
 Race 6: SHERRIN RENTALS Maiden Handicap - 870m  
 09 May 2026 - 8:14PM  
 Track Rating: Good 4, Weather: Fine, Rail Position: True Entire Circuit



| Section                | L870                 | L600                     | L400                      | L200                      | L0                        |
|------------------------|----------------------|--------------------------|---------------------------|---------------------------|---------------------------|
| Section Times          | 0:52.82<br>(0:06.72) | 0:46.10 [9]<br>(0:11.08) | 0:35.01 [11]<br>(0:11.22) | 0:23.80 [10]<br>(0:11.41) | 0:12.39 [11]<br>(0:12.39) |
| Average Speed [km/h]   | 38.4                 | 65.6                     | 65.2                      | 63.1                      | 58.3                      |
| Top Speed [km/h]       | 55.5                 | 67.9                     | 67.8                      | 64.1                      | 62.7                      |
| Avg. Dist. to Rail [m] | 5.7                  | 4.2                      | 2.5                       | 0.5                       | 0.6                       |
| Avg. Stride Freq. [Hz] | 2.5                  | 2.6                      | 2.5                       | 2.5                       | 2.4                       |
| Avg. Stride Length [m] | 5.3                  | 7.0                      | 7.3                       | 7.2                       | 7.1                       |



[ ] Ranking at each section and finish  
 -:-:- No data available at this section  
 NA No data available

|                                |                                 |
|--------------------------------|---------------------------------|
| Horse/Jockey Name              | Long Live The Cat/Damien Boutet |
| Finish Rank                    | 12                              |
| Fastest Section Time (Section) | 0:11.03 (800-600)               |
| Top Speed [km/h] (Section)     | 66.7 (800-600)                  |
| Race State                     | Finished                        |



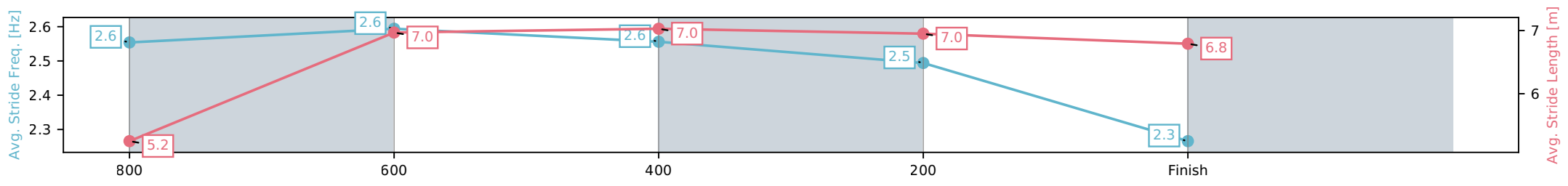
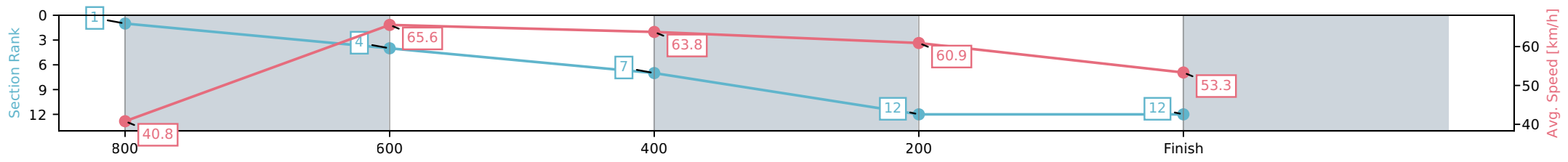
Toowoomba QLD --Professional-2026-05-09  
 Race 6: SHERRIN RENTALS Maiden Handicap - 870m



09 May 2026 - 8:14PM

Track Rating: Good 4, Weather: Fine, Rail Position: True Entire Circuit

| Section                | L870                 | L600                     | L400                     | L200                      | L0                        |
|------------------------|----------------------|--------------------------|--------------------------|---------------------------|---------------------------|
| Section Times          | 0:54.13<br>(0:06.25) | 0:47.88 [4]<br>(0:11.03) | 0:36.85 [7]<br>(0:11.40) | 0:25.45 [12]<br>(0:11.88) | 0:13.57 [12]<br>(0:13.57) |
| Average Speed [km/h]   | 40.8                 | 65.6                     | 63.8                     | 60.9                      | 53.3                      |
| Top Speed [km/h]       | 60.0                 | 66.7                     | 65.5                     | 63.4                      | 57.4                      |
| Avg. Dist. to Rail [m] | 1.4                  | 2.9                      | 1.7                      | 2.4                       | 2.8                       |
| Avg. Stride Freq. [Hz] | 2.6                  | 2.6                      | 2.6                      | 2.5                       | 2.3                       |
| Avg. Stride Length [m] | 5.2                  | 7.0                      | 7.0                      | 7.0                       | 6.8                       |



[ ] Ranking at each section and finish  
 -:-:- No data available at this section  
 NA No data available



# Toowoomba QLD

## Race 7: TAYLOR BUILDING GROUP Maiden Plate - 1625m

09 May 2026 - 8:45PM



Track Rating: Good 4, Weather: Fine, Rail Position: True Entire Circuit

Field Times (Race Tempo)      1:43.43 (0:14.82)      1:28.61 (0:11.51)      1:17.10 (0:12.33)      1:04.77 (0:13.03)      0:51.74 (0:13.41)      0:38.33 (0:12.96)      0:25.37 (0:12.68)      0:12.68 (0:12.68)

| Rank | TAB#   | Horse              | Overall Time  | First 400m | Top Speed km/h (Section) | L1625        | L1400        | L1200        | L1000        | L800         | L600         | L400         | L200         |
|------|--------|--------------------|---------------|------------|--------------------------|--------------|--------------|--------------|--------------|--------------|--------------|--------------|--------------|
|      | (BAR#) | Jockey             | Margin (DT-W) | Last 600m  | Fastest Section (Time)   | Start - 1400 | 1400 - 1200  | 1200 - 1000  | 1000 - 800   | 800 - 600    | 600 - 400    | 400 - 200    | 200 - Finish |
| 1    | 8      | Bambino Di Vino    | 1:43.43       | 0:25.23    | 65.1 (1625 - 1400)       | 1:43.43      | 1:28.44 [4]  | 1:16.69 [5]  | 1:04.18 [5]  | 0:51.03 [5]  | 0:37.68 [6]  | 0:24.94 [6]  | 0:12.56 [3]  |
|      | (2)    | Nozi Tomizawa      |               | 0:37.69    | 1400-1200 (0:11.76)      | (0:14.99)    | (0:11.76)    | (0:12.51)    | (0:13.15)    | (0:13.35)    | (0:12.75)    | (0:12.38)    | (0:12.56)    |
| 2    | 5      | Jakebrake          | 1:43.53       | 0:24.96    | 67.7 (1625 - 1400)       | 1:43.53      | 1:28.54 [4]  | 1:17.11 [2]  | 1:04.87 [1]  | 0:51.84 [1]  | 0:38.43 [1]  | 0:25.47 [1]  | 0:12.78 [1]  |
|      | (8)    | Kenji Yoshida      | 0.6L (+15)    | 0:38.42    | 1400-1200 (0:11.43)      | (0:14.99)    | (0:11.43)    | (0:12.24)    | (0:13.03)    | (0:13.41)    | (0:12.96)    | (0:12.68)    | (0:12.78)    |
| 3    | 9      | Flirting With Fire | 1:43.54       | 0:25.98    | 66.3 (1400-1200)         | 1:43.54      | 1:27.76 [10] | 1:16.12 [10] | 1:03.71 [9]  | 0:50.65 [9]  | 0:37.60 [9]  | 0:24.92 [7]  | 0:12.40 [7]  |
|      | (11)   | Fred Larson        | 0.7L (+11)    | 0:37.60    | 1400-1200 (0:11.65)      | (0:15.78)    | (0:11.65)    | (0:12.41)    | (0:13.06)    | (0:13.05)    | (0:12.67)    | (0:12.53)    | (0:12.40)    |
| 4    | 11     | Geisha Gal         | 1:43.71       | 0:25.10    | 65.8 (1625 - 1400)       | 1:43.71      | 1:28.88 [1]  | 1:17.13 [3]  | 1:04.69 [3]  | 0:51.49 [3]  | 0:38.24 [4]  | 0:25.22 [5]  | 0:12.71 [5]  |
|      | (6)    | Fiona Sandkuhl     | 1.6L (+21)    | 0:38.23    | 1400-1200 (0:11.76)      | (0:14.82)    | (0:11.76)    | (0:12.44)    | (0:13.19)    | (0:13.25)    | (0:13.01)    | (0:12.51)    | (0:12.71)    |
| 5    | 7      | Show'em Who's King | 1:43.73       | 0:24.87    | 65.6 (1625 - 1400)       | 1:43.73      | 1:28.86 [2]  | 1:17.40 [1]  | 1:04.86 [2]  | 0:51.79 [2]  | 0:38.33 [2]  | 0:25.42 [2]  | 0:12.96 [2]  |
|      | (5)    | Danny Peisley      | 1.8L (+1)     | 0:38.33    | 1400-1200 (0:11.46)      | (0:14.86)    | (0:11.46)    | (0:12.54)    | (0:13.07)    | (0:13.46)    | (0:12.91)    | (0:12.46)    | (0:12.96)    |
| 6    | 10     | Fabara             | 1:43.76       | 0:25.11    | 67.1 (1625 - 1400)       | 1:43.76      | 1:28.83 [3]  | 1:17.14 [4]  | 1:04.62 [4]  | 0:51.50 [4]  | 0:38.30 [3]  | 0:25.44 [3]  | 0:12.83 [4]  |
|      | (7)    | Montanna Savva     | 1.9L (+16)    | 0:38.30    | 1400-1200 (0:11.70)      | (0:14.93)    | (0:11.70)    | (0:12.51)    | (0:13.13)    | (0:13.20)    | (0:12.86)    | (0:12.61)    | (0:12.83)    |
| 7    | 12     | Kamigamo           | 1:44.05       | 0:26.27    | 66.7 (1625 - 1400)       | 1:44.05      | 1:27.60 [11] | 1:16.38 [11] | 1:03.99 [11] | 0:51.14 [10] | 0:38.08 [10] | 0:25.26 [10] | 0:12.97 [6]  |
|      | (12)   | Julie Busuttin     | 3.6L (+6)     | 0:38.08    | 1400-1200 (0:11.21)      | (0:16.46)    | (0:11.21)    | (0:12.39)    | (0:12.84)    | (0:13.07)    | (0:12.82)    | (0:12.29)    | (0:12.97)    |
| 8    | 4      | Irish Handcuffs    | 1:44.18       | 0:25.44    | 66.2 (1625 - 1400)       | 1:44.18      | 1:28.94 [7]  | 1:17.22 [7]  | 1:04.56 [8]  | 0:51.41 [8]  | 0:38.38 [7]  | 0:25.40 [8]  | 0:12.68 [10] |
|      | (4)    | Scott Sheargold    | 4.4L (+18)    | 0:38.37    | 1400-1200 (0:11.72)      | (0:15.24)    | (0:11.72)    | (0:12.66)    | (0:13.14)    | (0:13.04)    | (0:12.98)    | (0:12.71)    | (0:12.68)    |
| 9    | 6      | Ole Ali            | 1:44.34       | 0:25.60    | 64.6 (1400-1200)         | 1:44.34      | 1:29.04 [8]  | 1:17.29 [8]  | 1:04.77 [7]  | 0:51.60 [7]  | 0:38.45 [8]  | 0:25.56 [8]  | 0:12.90 [9]  |
|      | (1)    | Aidan Keeley       | 5.4L (+8)     | 0:38.45    | 1400-1200 (0:11.75)      | (0:15.30)    | (0:11.75)    | (0:12.52)    | (0:13.18)    | (0:13.14)    | (0:12.89)    | (0:12.66)    | (0:12.90)    |
| 10   | 3      | Shintango          | 1:44.75       | 0:25.29    | 66.6 (1625 - 1400)       | 1:44.75      | 1:29.70 [6]  | 1:17.95 [6]  | 1:05.33 [6]  | 0:52.16 [6]  | 0:39.01 [5]  | 0:26.30 [4]  | 0:13.43 [8]  |
|      | (10)   | Micheal Hellyer    | 7.8L (+18)    | 0:39.01    | 1400-1200 (0:11.75)      | (0:15.05)    | (0:11.75)    | (0:12.62)    | (0:13.17)    | (0:13.16)    | (0:12.70)    | (0:12.88)    | (0:13.43)    |

Scratched: Jaddaf (#2), Apollo Moon (#13), Waves Of Emocan (#14), Elles My Name (#15)

Report Created: Sat 09 May 2026

(Note: Races are conducted over an approximate distance as close as possible to the advertised distance, and recorded data may vary accordingly. Official times refer to race times only and do not include handicap times.)

[ ] Position in running at each section and finish      TAB# Saddle cloth number

-:--:-- No data available at this section

NA No data available

DNT Did not track

BAR# Barrier/Gate Position

DNF Did not finish

DT-W Distance travelled compared to winner in metres

Fastest split

Fastest section



Toowoomba QLD  
 Race 7: TAYLOR BUILDING GROUP Maiden Plate - 1625m  
 09 May 2026 - 8:45PM



Track Rating: Good 4, Weather: Fine, Rail Position: True Entire Circuit

Field Times (Race Tempo) 1:43.43 (0:14.82) 1:28.61 (0:11.51) 1:17.10 (0:12.33) 1:04.77 (0:13.03) 0:51.74 (0:13.41) 0:38.33 (0:12.96) 0:25.37 (0:12.68) 0:12.68 (0:12.68)

| Rank | TAB#   | Horse           | Overall Time  | First 400m | Top Speed km/h (Section) | L1625        | L1400       | L1200       | L1000        | L800         | L600         | L400         | L200         |
|------|--------|-----------------|---------------|------------|--------------------------|--------------|-------------|-------------|--------------|--------------|--------------|--------------|--------------|
|      | (BAR#) | Jockey          | Margin (DT-W) | Last 600m  | Fastest Section (Time)   | Start - 1400 | 1400 - 1200 | 1200 - 1000 | 1000 - 800   | 800 - 600    | 600 - 400    | 400 - 200    | 200 - Finish |
| 11   | 1      | Burn Bobby Burn | 1:44.82       | 0:25.76    | 65.5 (1625 - 1400)       | 1:44.82      | 1:29.38 [9] | 1:17.55 [9] | 1:04.83 [10] | 0:51.77 [11] | 0:38.83 [11] | 0:25.91 [11] | 0:13.09 [11] |
|      | (9)    | Jason Taylor    | 8.2L (+18)    | 0:38.83    | 1400-1200 (0:11.84)      | (0:15.44)    | (0:11.84)   | (0:12.72)   | (0:13.06)    | (0:12.94)    | (0:12.92)    | (0:12.82)    | (0:13.09)    |

Scratched: Jaddaf (#2), Apollo Moon (#13), Waves Of Emocean (#14), Elles My Name (#15)

Report Created: Sat 09 May 2026

(Note: Races are conducted over an approximate distance as close as possible to the advertised distance, and recorded data may vary accordingly. Official times refer to race times only and do not include handicap times.)

[ ] Position in running at each section and finish TAB# Saddle cloth number

-:--:-- No data available at this section

NA No data available

DNT Did not track

BAR# Barrier/Gate Position

DNF Did not finish

DT-W Distance travelled compared to winner in metres

Fastest split

Fastest section

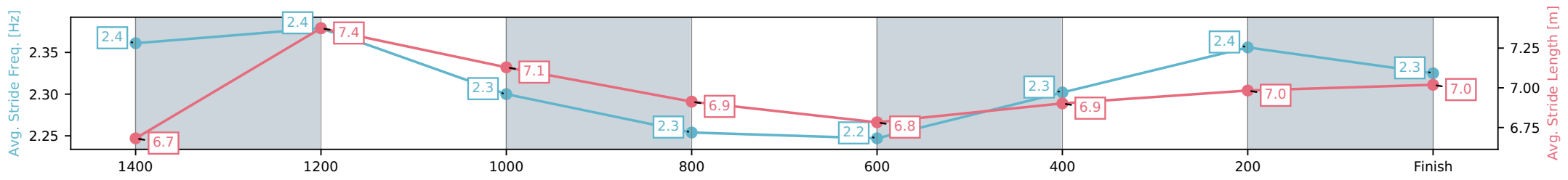
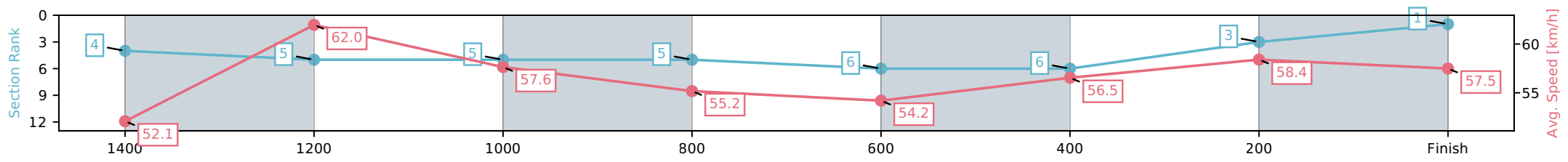
|                                |                               |
|--------------------------------|-------------------------------|
| Horse/Jockey Name              | Bambino Di Vino/Nozi Tomizawa |
| Finish Rank                    | 1                             |
| Fastest Section Time (Section) | 0:11.76 (1400-1200)           |
| Top Speed [km/h] (Section)     | 65.1 (1625 - 1400)            |
| Race State                     | Finished                      |



Toowoomba QLD --Professional-2026-05-09  
 Race 7: TAYLOR BUILDING GROUP Maiden Plate - 1625m  
 09 May 2026 - 8:45PM  
 Track Rating: Good 4, Weather: Fine, Rail Position: True Entire Circuit



| Section                | L1625                | L1400                    | L1200                    | L1000                    | L800                     | L600                     | L400                     | L200                     |
|------------------------|----------------------|--------------------------|--------------------------|--------------------------|--------------------------|--------------------------|--------------------------|--------------------------|
| Section Times          | 1:43.43<br>(0:14.99) | 1:28.44 [5]<br>(0:11.76) | 1:16.69 [5]<br>(0:12.51) | 1:04.18 [5]<br>(0:13.15) | 0:51.03 [6]<br>(0:13.35) | 0:37.68 [6]<br>(0:12.75) | 0:24.94 [3]<br>(0:12.38) | 0:12.56 [1]<br>(0:12.56) |
| Average Speed [km/h]   | 52.1                 | 62.0                     | 57.6                     | 55.2                     | 54.2                     | 56.5                     | 58.4                     | 57.5                     |
| Top Speed [km/h]       | 65.1                 | 64.8                     | 60.1                     | 56.6                     | 55.5                     | 57.4                     | 58.9                     | 58.4                     |
| Avg. Dist. to Rail [m] | 1.8                  | 1.9                      | 2.4                      | 2.0                      | 1.4                      | 0.6                      | 1.5                      | 4.5                      |
| Avg. Stride Freq. [Hz] | 2.4                  | 2.4                      | 2.3                      | 2.3                      | 2.2                      | 2.3                      | 2.4                      | 2.3                      |
| Avg. Stride Length [m] | 6.7                  | 7.4                      | 7.1                      | 6.9                      | 6.8                      | 6.9                      | 7.0                      | 7.0                      |



[ ] Ranking at each section and finish  
 -:-:- No data available at this section  
 NA No data available

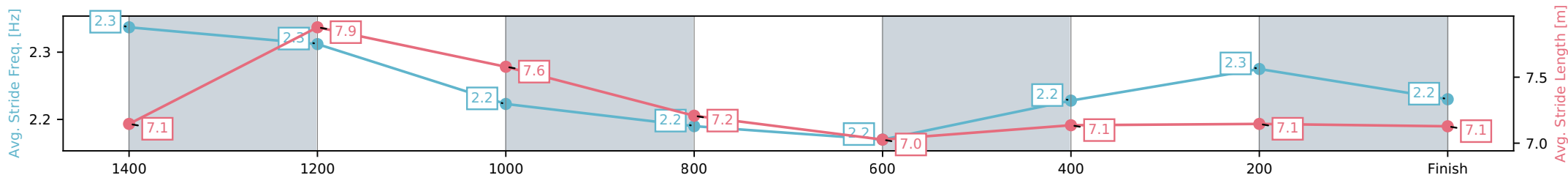
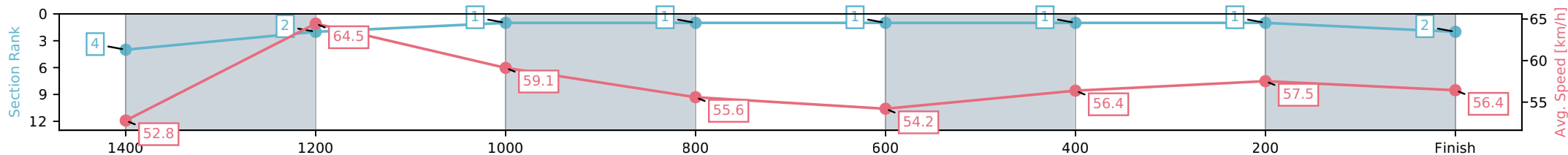
|                                |                         |
|--------------------------------|-------------------------|
| Horse/Jockey Name              | Jakebrake/Kenji Yoshida |
| Finish Rank                    | 2                       |
| Fastest Section Time (Section) | 0:11.43 (1400-1200)     |
| Top Speed [km/h] (Section)     | 67.7 (1625 - 1400)      |
| Race State                     | Finished                |



Toowoomba QLD --Professional-2026-05-09  
 Race 7: TAYLOR BUILDING GROUP Maiden Plate - 1625m  
 09 May 2026 - 8:45PM  
 Track Rating: Good 4, Weather: Fine, Rail Position: True Entire Circuit



| Section                | L1625                | L1400                    | L1200                    | L1000                    | L800                     | L600                     | L400                     | L200                     |
|------------------------|----------------------|--------------------------|--------------------------|--------------------------|--------------------------|--------------------------|--------------------------|--------------------------|
| Section Times          | 1:43.53<br>(0:14.99) | 1:28.54 [2]<br>(0:11.43) | 1:17.11 [1]<br>(0:12.24) | 1:04.87 [1]<br>(0:13.03) | 0:51.84 [1]<br>(0:13.41) | 0:38.43 [1]<br>(0:12.96) | 0:25.47 [1]<br>(0:12.68) | 0:12.78 [2]<br>(0:12.78) |
| Average Speed [km/h]   | 52.8                 | 64.5                     | 59.1                     | 55.6                     | 54.2                     | 56.4                     | 57.5                     | 56.4                     |
| Top Speed [km/h]       | 67.7                 | 67.5                     | 61.8                     | 57.2                     | 55.1                     | 57.4                     | 58.2                     | 57.0                     |
| Avg. Dist. to Rail [m] | 8.2                  | 4.1                      | 3.7                      | 2.7                      | 3.0                      | 3.0                      | 3.6                      | 3.6                      |
| Avg. Stride Freq. [Hz] | 2.3                  | 2.3                      | 2.2                      | 2.2                      | 2.2                      | 2.2                      | 2.3                      | 2.2                      |
| Avg. Stride Length [m] | 7.1                  | 7.9                      | 7.6                      | 7.2                      | 7.0                      | 7.1                      | 7.1                      | 7.1                      |



- [ ] Ranking at each section and finish
- :-:- No data available at this section
- NA No data available

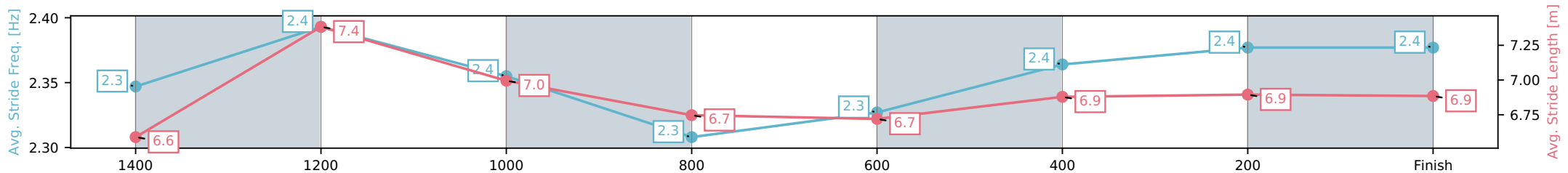
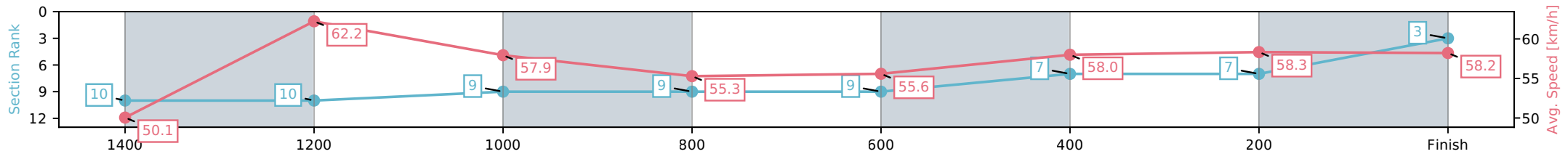
|                                |                                |
|--------------------------------|--------------------------------|
| Horse/Jockey Name              | Flirting With Fire/Fred Larson |
| Finish Rank                    | 3                              |
| Fastest Section Time (Section) | 0:11.65 (1400-1200)            |
| Top Speed [km/h] (Section)     | 66.3 (1400-1200)               |
| Race State                     | Finished                       |



Toowoomba QLD --Professional-2026-05-09  
 Race 7: TAYLOR BUILDING GROUP Maiden Plate - 1625m  
 09 May 2026 - 8:45PM  
 Track Rating: Good 4, Weather: Fine, Rail Position: True Entire Circuit



| Section                | L1625                | L1400                     | L1200                    | L1000                    | L800                     | L600                     | L400                     | L200                     |
|------------------------|----------------------|---------------------------|--------------------------|--------------------------|--------------------------|--------------------------|--------------------------|--------------------------|
| Section Times          | 1:43.54<br>(0:15.78) | 1:27.76 [10]<br>(0:11.65) | 1:16.12 [9]<br>(0:12.41) | 1:03.71 [9]<br>(0:13.06) | 0:50.65 [9]<br>(0:13.05) | 0:37.60 [7]<br>(0:12.67) | 0:24.92 [7]<br>(0:12.53) | 0:12.40 [3]<br>(0:12.40) |
| Average Speed [km/h]   | 50.1                 | 62.2                      | 57.9                     | 55.3                     | 55.6                     | 58.0                     | 58.3                     | 58.2                     |
| Top Speed [km/h]       | 66.0                 | 66.3                      | 61.5                     | 56.1                     | 57.0                     | 58.8                     | 59.5                     | 58.7                     |
| Avg. Dist. to Rail [m] | 6.8                  | 1.2                       | 0.5                      | 0.7                      | 2.4                      | 4.2                      | 4.1                      | 5.3                      |
| Avg. Stride Freq. [Hz] | 2.3                  | 2.4                       | 2.4                      | 2.3                      | 2.3                      | 2.4                      | 2.4                      | 2.4                      |
| Avg. Stride Length [m] | 6.6                  | 7.4                       | 7.0                      | 6.7                      | 6.7                      | 6.9                      | 6.9                      | 6.9                      |



- [ ] Ranking at each section and finish
- :-:- No data available at this section
- NA No data available

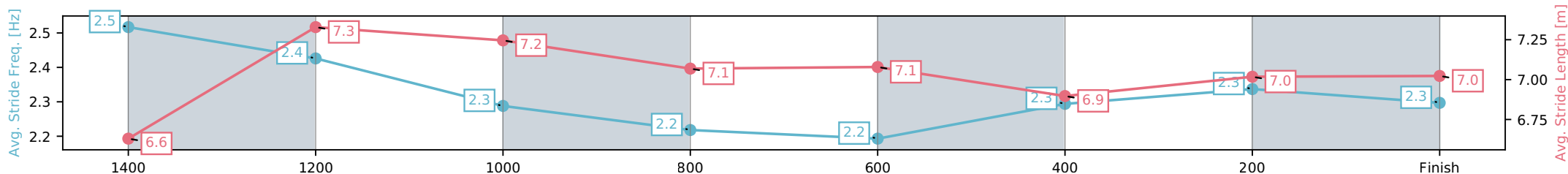
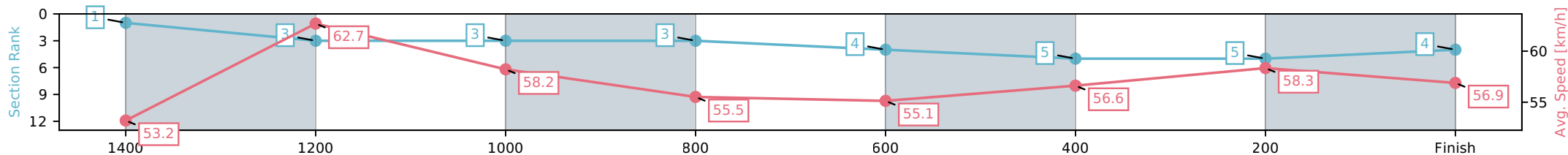
|                                |                           |
|--------------------------------|---------------------------|
| Horse/Jockey Name              | Geisha Gal/Fiona Sandkuhl |
| Finish Rank                    | 4                         |
| Fastest Section Time (Section) | 0:11.76 (1400-1200)       |
| Top Speed [km/h] (Section)     | 65.8 (1625 - 1400)        |
| Race State                     | Finished                  |



Toowoomba QLD --Professional-2026-05-09  
 Race 7: TAYLOR BUILDING GROUP Maiden Plate - 1625m  
 09 May 2026 - 8:45PM  
 Track Rating: Good 4, Weather: Fine, Rail Position: True Entire Circuit



| Section                | L1625                | L1400                    | L1200                    | L1000                    | L800                     | L600                     | L400                     | L200                     |
|------------------------|----------------------|--------------------------|--------------------------|--------------------------|--------------------------|--------------------------|--------------------------|--------------------------|
| Section Times          | 1:43.71<br>(0:14.82) | 1:28.88 [3]<br>(0:11.76) | 1:17.13 [3]<br>(0:12.44) | 1:04.69 [3]<br>(0:13.19) | 0:51.49 [4]<br>(0:13.25) | 0:38.24 [5]<br>(0:13.01) | 0:25.22 [5]<br>(0:12.51) | 0:12.71 [4]<br>(0:12.71) |
| Average Speed [km/h]   | 53.2                 | 62.7                     | 58.2                     | 55.5                     | 55.1                     | 56.6                     | 58.3                     | 56.9                     |
| Top Speed [km/h]       | 65.8                 | 64.3                     | 60.8                     | 56.7                     | 56.7                     | 57.7                     | 59.2                     | 58.1                     |
| Avg. Dist. to Rail [m] | 6.2                  | 4.6                      | 5.9                      | 5.3                      | 4.7                      | 4.7                      | 4.2                      | 6.3                      |
| Avg. Stride Freq. [Hz] | 2.5                  | 2.4                      | 2.3                      | 2.2                      | 2.2                      | 2.3                      | 2.3                      | 2.3                      |
| Avg. Stride Length [m] | 6.6                  | 7.3                      | 7.2                      | 7.1                      | 7.1                      | 6.9                      | 7.0                      | 7.0                      |



[ ] Ranking at each section and finish  
 -:-:- No data available at this section  
 NA No data available

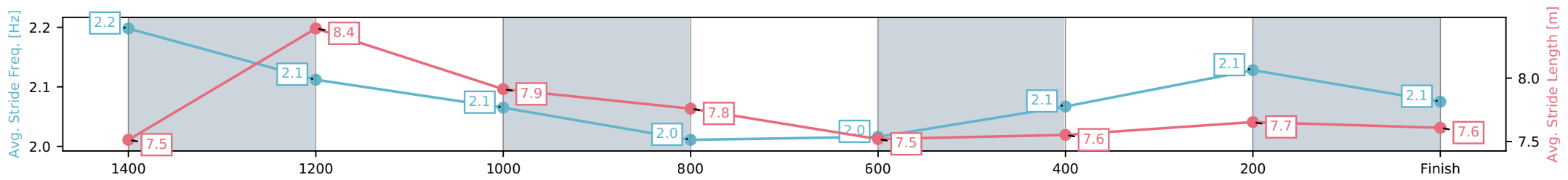
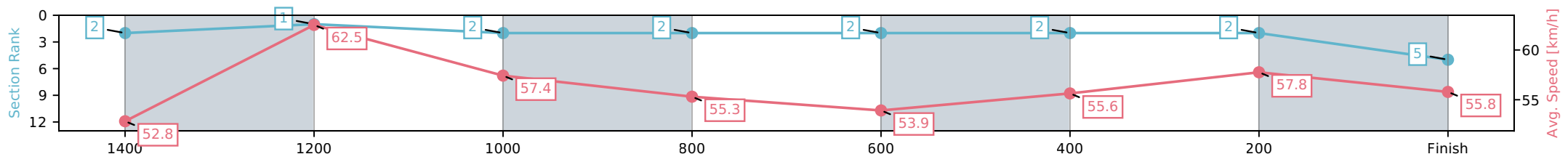
|                                |                                  |
|--------------------------------|----------------------------------|
| Horse/Jockey Name              | Show'em Who's King/Danny Peisley |
| Finish Rank                    | 5                                |
| Fastest Section Time (Section) | 0:11.46 (1400-1200)              |
| Top Speed [km/h] (Section)     | 65.6 (1625 - 1400)               |
| Race State                     | Finished                         |



Toowoomba QLD --Professional-2026-05-09  
 Race 7: TAYLOR BUILDING GROUP Maiden Plate - 1625m  
 09 May 2026 - 8:45PM  
 Track Rating: Good 4, Weather: Fine, Rail Position: True Entire Circuit



| Section                | L1625                | L1400                    | L1200                    | L1000                    | L800                     | L600                     | L400                     | L200                     |
|------------------------|----------------------|--------------------------|--------------------------|--------------------------|--------------------------|--------------------------|--------------------------|--------------------------|
| Section Times          | 1:43.73<br>(0:14.86) | 1:28.86 [1]<br>(0:11.46) | 1:17.40 [2]<br>(0:12.54) | 1:04.86 [2]<br>(0:13.07) | 0:51.79 [2]<br>(0:13.46) | 0:38.33 [2]<br>(0:12.91) | 0:25.42 [2]<br>(0:12.46) | 0:12.96 [5]<br>(0:12.96) |
| Average Speed [km/h]   | 52.8                 | 62.5                     | 57.4                     | 55.3                     | 53.9                     | 55.6                     | 57.8                     | 55.8                     |
| Top Speed [km/h]       | 65.6                 | 64.4                     | 59.7                     | 57.6                     | 55.8                     | 57.1                     | 58.5                     | 57.7                     |
| Avg. Dist. to Rail [m] | 3.0                  | 0.9                      | 2.6                      | 1.4                      | 2.6                      | 0.7                      | 0.5                      | 1.1                      |
| Avg. Stride Freq. [Hz] | 2.2                  | 2.1                      | 2.1                      | 2.0                      | 2.0                      | 2.1                      | 2.1                      | 2.1                      |
| Avg. Stride Length [m] | 7.5                  | 8.4                      | 7.9                      | 7.8                      | 7.5                      | 7.6                      | 7.7                      | 7.6                      |



[ ] Ranking at each section and finish  
 -:-:- No data available at this section  
 NA No data available

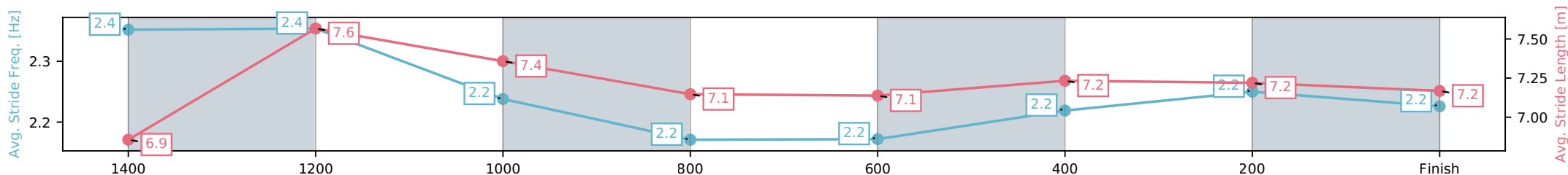
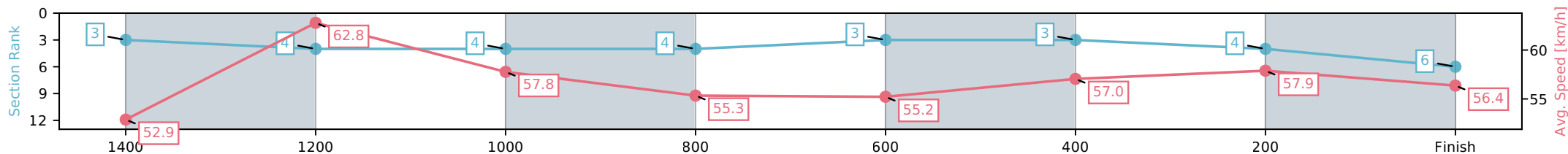
|                                |                       |
|--------------------------------|-----------------------|
| Horse/Jockey Name              | Fabara/Montanna Savva |
| Finish Rank                    | 6                     |
| Fastest Section Time (Section) | 0:11.70 (1400-1200)   |
| Top Speed [km/h] (Section)     | 67.1 (1625 - 1400)    |
| Race State                     | Finished              |



Toowoomba QLD --Professional-2026-05-09  
 Race 7: TAYLOR BUILDING GROUP Maiden Plate - 1625m  
 09 May 2026 - 8:45PM  
 Track Rating: Good 4, Weather: Fine, Rail Position: True Entire Circuit



| Section                | L1625                | L1400                    | L1200                    | L1000                    | L800                     | L600                     | L400                     | L200                     |
|------------------------|----------------------|--------------------------|--------------------------|--------------------------|--------------------------|--------------------------|--------------------------|--------------------------|
| Section Times          | 1:43.76<br>(0:14.93) | 1:28.83 [4]<br>(0:11.70) | 1:17.14 [4]<br>(0:12.51) | 1:04.62 [4]<br>(0:13.13) | 0:51.50 [3]<br>(0:13.20) | 0:38.30 [3]<br>(0:12.86) | 0:25.44 [4]<br>(0:12.61) | 0:12.83 [6]<br>(0:12.83) |
| Average Speed [km/h]   | 52.9                 | 62.8                     | 57.8                     | 55.3                     | 55.2                     | 57.0                     | 57.9                     | 56.4                     |
| Top Speed [km/h]       | 67.1                 | 66.6                     | 59.6                     | 56.4                     | 56.3                     | 57.6                     | 58.6                     | 57.3                     |
| Avg. Dist. to Rail [m] | 7.5                  | 3.8                      | 3.9                      | 3.0                      | 3.5                      | 4.2                      | 3.9                      | 6.3                      |
| Avg. Stride Freq. [Hz] | 2.4                  | 2.4                      | 2.2                      | 2.2                      | 2.2                      | 2.2                      | 2.2                      | 2.2                      |
| Avg. Stride Length [m] | 6.9                  | 7.6                      | 7.4                      | 7.1                      | 7.1                      | 7.2                      | 7.2                      | 7.2                      |



[ ] Ranking at each section and finish  
 -:-:- No data available at this section  
 NA No data available

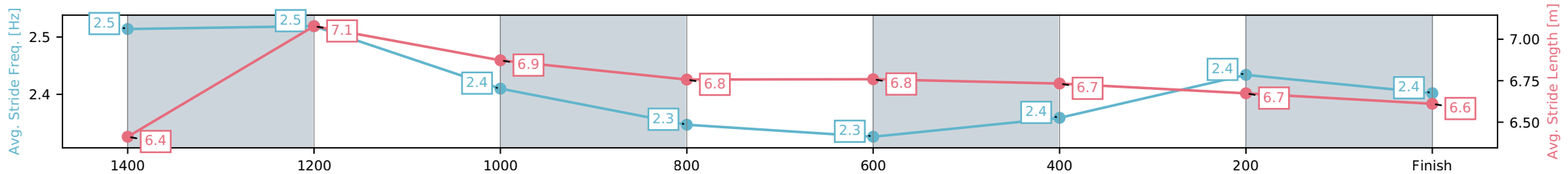
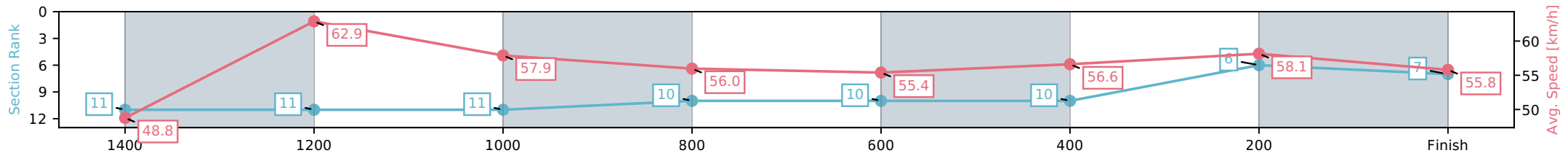
|                                |                         |
|--------------------------------|-------------------------|
| Horse/Jockey Name              | Kamigamo/Julie Busuttin |
| Finish Rank                    | 7                       |
| Fastest Section Time (Section) | 0:11.21 (1400-1200)     |
| Top Speed [km/h] (Section)     | 66.7 (1625 - 1400)      |
| Race State                     | Finished                |



Toowoomba QLD --Professional-2026-05-09  
 Race 7: TAYLOR BUILDING GROUP Maiden Plate - 1625m  
 09 May 2026 - 8:45PM  
 Track Rating: Good 4, Weather: Fine, Rail Position: True Entire Circuit



| Section                | L1625                | L1400                     | L1200                     | L1000                     | L800                      | L600                      | L400                     | L200                     |
|------------------------|----------------------|---------------------------|---------------------------|---------------------------|---------------------------|---------------------------|--------------------------|--------------------------|
| Section Times          | 1:44.05<br>(0:16.46) | 1:27.60 [11]<br>(0:11.21) | 1:16.38 [11]<br>(0:12.39) | 1:03.99 [10]<br>(0:12.84) | 0:51.14 [10]<br>(0:13.07) | 0:38.08 [10]<br>(0:12.82) | 0:25.26 [6]<br>(0:12.29) | 0:12.97 [7]<br>(0:12.97) |
| Average Speed [km/h]   | 48.8                 | 62.9                      | 57.9                      | 56.0                      | 55.4                      | 56.6                      | 58.1                     | 55.8                     |
| Top Speed [km/h]       | 66.7                 | 66.2                      | 61.2                      | 56.8                      | 56.4                      | 58.0                      | 59.7                     | 58.5                     |
| Avg. Dist. to Rail [m] | 5.8                  | 3.5                       | 1.3                       | 1.1                       | 2.9                       | 1.6                       | 2.2                      | 1.4                      |
| Avg. Stride Freq. [Hz] | 2.5                  | 2.5                       | 2.4                       | 2.3                       | 2.3                       | 2.4                       | 2.4                      | 2.4                      |
| Avg. Stride Length [m] | 6.4                  | 7.1                       | 6.9                       | 6.8                       | 6.8                       | 6.7                       | 6.7                      | 6.6                      |



[ ] Ranking at each section and finish  
 -:-:- No data available at this section  
 NA No data available

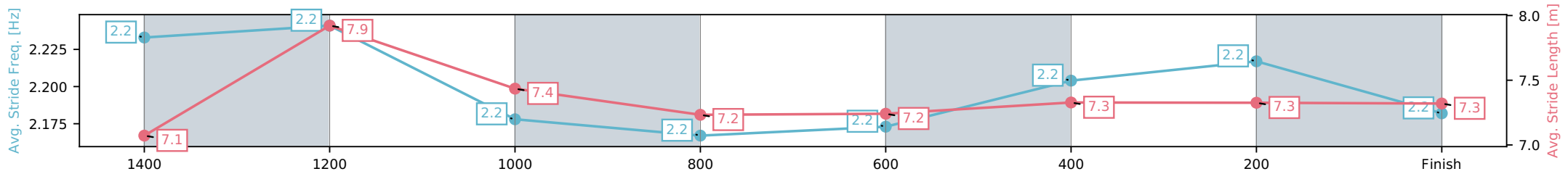
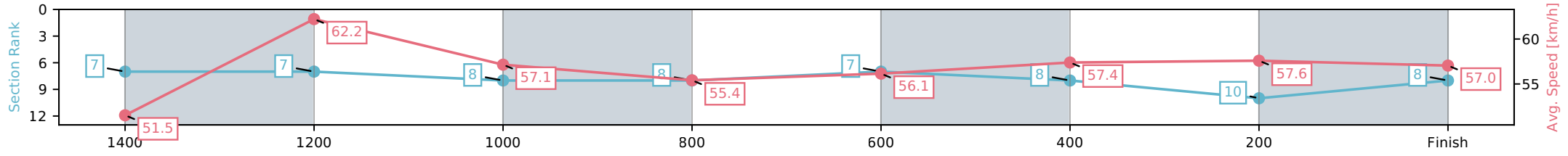
|                                |                                 |
|--------------------------------|---------------------------------|
| Horse/Jockey Name              | Irish Handcuffs/Scott Sheargold |
| Finish Rank                    | 8                               |
| Fastest Section Time (Section) | 0:11.72 (1400-1200)             |
| Top Speed [km/h] (Section)     | 66.2 (1625 - 1400)              |
| Race State                     | Finished                        |



Toowoomba QLD --Professional-2026-05-09  
 Race 7: TAYLOR BUILDING GROUP Maiden Plate - 1625m  
 09 May 2026 - 8:45PM  
 Track Rating: Good 4, Weather: Fine, Rail Position: True Entire Circuit



| Section                | L1625                | L1400                    | L1200                    | L1000                    | L800                     | L600                     | L400                      | L200                     |
|------------------------|----------------------|--------------------------|--------------------------|--------------------------|--------------------------|--------------------------|---------------------------|--------------------------|
| Section Times          | 1:44.18<br>(0:15.24) | 1:28.94 [7]<br>(0:11.72) | 1:17.22 [8]<br>(0:12.66) | 1:04.56 [8]<br>(0:13.14) | 0:51.41 [7]<br>(0:13.04) | 0:38.38 [8]<br>(0:12.98) | 0:25.40 [10]<br>(0:12.71) | 0:12.68 [8]<br>(0:12.68) |
| Average Speed [km/h]   | 51.5                 | 62.2                     | 57.1                     | 55.4                     | 56.1                     | 57.4                     | 57.6                      | 57.0                     |
| Top Speed [km/h]       | 66.2                 | 66.0                     | 58.6                     | 56.9                     | 57.8                     | 58.0                     | 59.1                      | 57.6                     |
| Avg. Dist. to Rail [m] | 2.1                  | 2.5                      | 3.8                      | 3.7                      | 5.2                      | 6.7                      | 5.1                       | 6.6                      |
| Avg. Stride Freq. [Hz] | 2.2                  | 2.2                      | 2.2                      | 2.2                      | 2.2                      | 2.2                      | 2.2                       | 2.2                      |
| Avg. Stride Length [m] | 7.1                  | 7.9                      | 7.4                      | 7.2                      | 7.2                      | 7.3                      | 7.3                       | 7.3                      |



[ ] Ranking at each section and finish  
 -:-:- No data available at this section  
 NA No data available

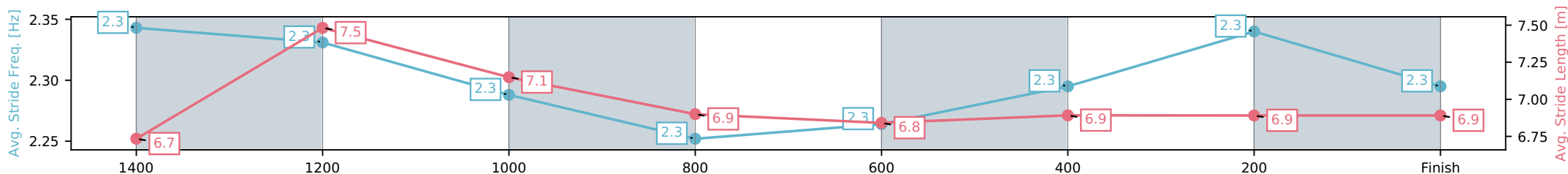
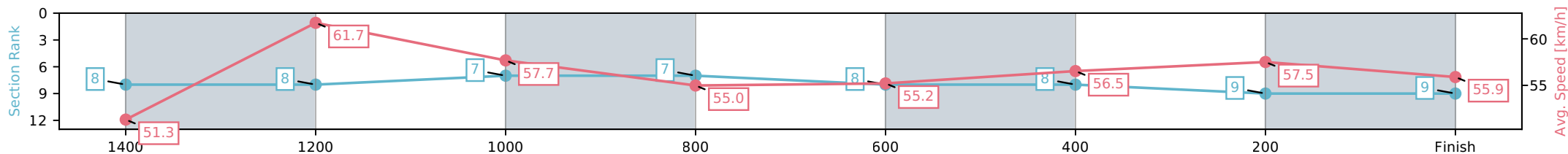
|                                |                      |
|--------------------------------|----------------------|
| Horse/Jockey Name              | Ole Ali/Aidan Keeley |
| Finish Rank                    | 9                    |
| Fastest Section Time (Section) | 0:11.75 (1400-1200)  |
| Top Speed [km/h] (Section)     | 64.6 (1400-1200)     |
| Race State                     | Finished             |



Toowoomba QLD --Professional-2026-05-09  
 Race 7: TAYLOR BUILDING GROUP Maiden Plate - 1625m  
 09 May 2026 - 8:45PM  
 Track Rating: Good 4, Weather: Fine, Rail Position: True Entire Circuit



| Section                | L1625                | L1400                    | L1200                    | L1000                    | L800                     | L600                     | L400                     | L200                     |
|------------------------|----------------------|--------------------------|--------------------------|--------------------------|--------------------------|--------------------------|--------------------------|--------------------------|
| Section Times          | 1:44.34<br>(0:15.30) | 1:29.04 [8]<br>(0:11.75) | 1:17.29 [7]<br>(0:12.52) | 1:04.77 [7]<br>(0:13.18) | 0:51.60 [8]<br>(0:13.14) | 0:38.45 [8]<br>(0:12.89) | 0:25.56 [9]<br>(0:12.66) | 0:12.90 [9]<br>(0:12.90) |
| Average Speed [km/h]   | 51.3                 | 61.7                     | 57.7                     | 55.0                     | 55.2                     | 56.5                     | 57.5                     | 55.9                     |
| Top Speed [km/h]       | 64.5                 | 64.6                     | 61.2                     | 56.0                     | 56.4                     | 57.2                     | 58.3                     | 56.8                     |
| Avg. Dist. to Rail [m] | 2.7                  | 1.4                      | 1.7                      | 2.2                      | 2.0                      | 2.5                      | 2.4                      | 1.0                      |
| Avg. Stride Freq. [Hz] | 2.3                  | 2.3                      | 2.3                      | 2.3                      | 2.3                      | 2.3                      | 2.3                      | 2.3                      |
| Avg. Stride Length [m] | 6.7                  | 7.5                      | 7.1                      | 6.9                      | 6.8                      | 6.9                      | 6.9                      | 6.9                      |



[ ] Ranking at each section and finish  
 -:-:- No data available at this section  
 NA No data available

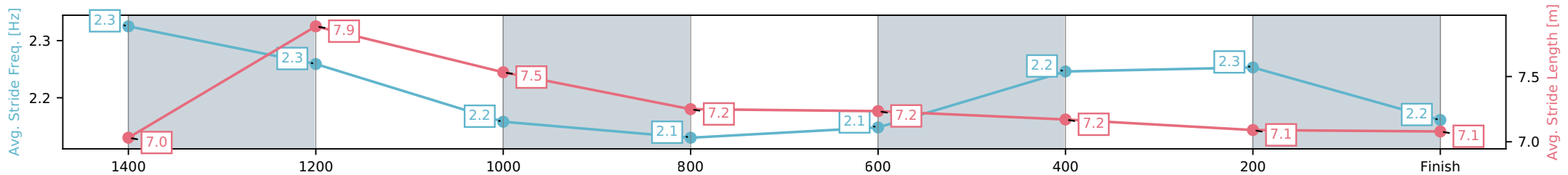
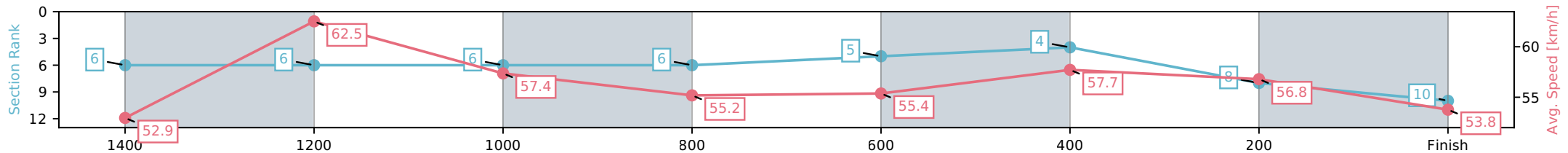
|                                |                           |
|--------------------------------|---------------------------|
| Horse/Jockey Name              | Shintango/Micheal Hellyer |
| Finish Rank                    | 10                        |
| Fastest Section Time (Section) | 0:11.75 (1400-1200)       |
| Top Speed [km/h] (Section)     | 66.6 (1625 - 1400)        |
| Race State                     | Finished                  |



Toowoomba QLD --Professional-2026-05-09  
 Race 7: TAYLOR BUILDING GROUP Maiden Plate - 1625m  
 09 May 2026 - 8:45PM  
 Track Rating: Good 4, Weather: Fine, Rail Position: True Entire Circuit



| Section                | L1625                | L1400                    | L1200                    | L1000                    | L800                     | L600                     | L400                     | L200                      |
|------------------------|----------------------|--------------------------|--------------------------|--------------------------|--------------------------|--------------------------|--------------------------|---------------------------|
| Section Times          | 1:44.75<br>(0:15.05) | 1:29.70 [6]<br>(0:11.75) | 1:17.95 [6]<br>(0:12.62) | 1:05.33 [6]<br>(0:13.17) | 0:52.16 [5]<br>(0:13.16) | 0:39.01 [4]<br>(0:12.70) | 0:26.30 [8]<br>(0:12.88) | 0:13.43 [10]<br>(0:13.43) |
| Average Speed [km/h]   | 52.9                 | 62.5                     | 57.4                     | 55.2                     | 55.4                     | 57.7                     | 56.8                     | 53.8                      |
| Top Speed [km/h]       | 66.6                 | 66.1                     | 59.7                     | 56.2                     | 56.6                     | 58.5                     | 57.8                     | 55.5                      |
| Avg. Dist. to Rail [m] | 9.3                  | 3.8                      | 3.0                      | 2.7                      | 3.0                      | 3.6                      | 4.7                      | 4.7                       |
| Avg. Stride Freq. [Hz] | 2.3                  | 2.3                      | 2.2                      | 2.1                      | 2.1                      | 2.2                      | 2.3                      | 2.2                       |
| Avg. Stride Length [m] | 7.0                  | 7.9                      | 7.5                      | 7.2                      | 7.2                      | 7.2                      | 7.1                      | 7.1                       |



[ ] Ranking at each section and finish  
 -:-:- No data available at this section  
 NA No data available

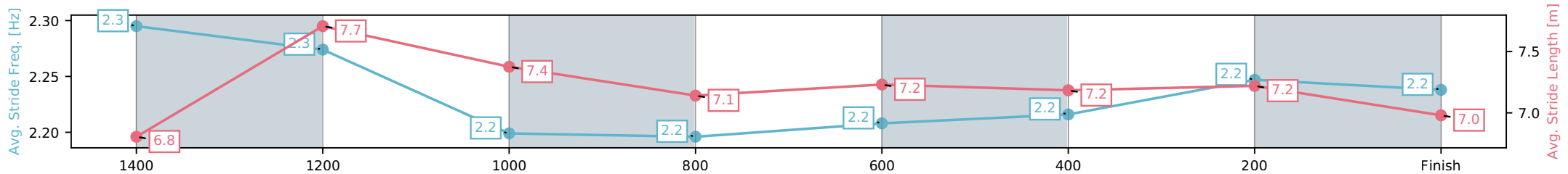
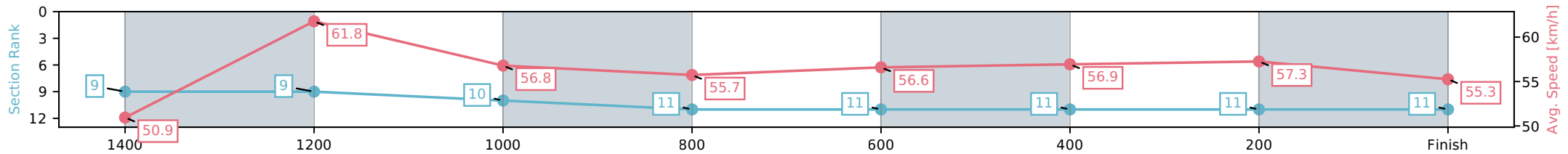
|                                |                              |
|--------------------------------|------------------------------|
| Horse/Jockey Name              | Burn Bobby Burn/Jason Taylor |
| Finish Rank                    | 11                           |
| Fastest Section Time (Section) | 0:11.84 (1400-1200)          |
| Top Speed [km/h] (Section)     | 65.5 (1625 - 1400)           |
| Race State                     | Finished                     |



Toowoomba QLD --Professional-2026-05-09  
 Race 7: TAYLOR BUILDING GROUP Maiden Plate - 1625m  
 09 May 2026 - 8:45PM  
 Track Rating: Good 4, Weather: Fine, Rail Position: True Entire Circuit



| Section                | L1625                | L1400                    | L1200                     | L1000                     | L800                      | L600                      | L400                      | L200                      |
|------------------------|----------------------|--------------------------|---------------------------|---------------------------|---------------------------|---------------------------|---------------------------|---------------------------|
| Section Times          | 1:44.82<br>(0:15.44) | 1:29.38 [9]<br>(0:11.84) | 1:17.55 [10]<br>(0:12.72) | 1:04.83 [11]<br>(0:13.06) | 0:51.77 [11]<br>(0:12.94) | 0:38.83 [11]<br>(0:12.92) | 0:25.91 [11]<br>(0:12.82) | 0:13.09 [11]<br>(0:13.09) |
| Average Speed [km/h]   | 50.9                 | 61.8                     | 56.8                      | 55.7                      | 56.6                      | 56.9                      | 57.3                      | 55.3                      |
| Top Speed [km/h]       | 65.5                 | 65.3                     | 59.4                      | 56.8                      | 57.1                      | 57.9                      | 58.7                      | 56.0                      |
| Avg. Dist. to Rail [m] | 5.9                  | 3.0                      | 4.0                       | 3.7                       | 4.9                       | 5.3                       | 5.2                       | 7.9                       |
| Avg. Stride Freq. [Hz] | 2.3                  | 2.3                      | 2.2                       | 2.2                       | 2.2                       | 2.2                       | 2.2                       | 2.2                       |
| Avg. Stride Length [m] | 6.8                  | 7.7                      | 7.4                       | 7.1                       | 7.2                       | 7.2                       | 7.2                       | 7.0                       |



[ ] Ranking at each section and finish  
 -:-:- No data available at this section  
 NA No data available