



# Ipswich QLD

Race 1: BARRIER REEF POOLS QTIS Three-Year-Old Maiden Plate - 1350m

13 May 2026 - 12:33PM

Track Rating: Soft 6, Weather: Overcast, Rail Position: +4m Entire Circuit



Field Times (Race Tempo)      1:21.29 (0:10.96)    1:10.33 (0:11.63)    0:58.70 (0:11.55)    0:47.14 (0:11.76)    0:35.38 (0:11.62)    0:23.77 (0:11.53)    0:12.24 (0:12.24)

Rank	TAB#	Horse	Overall Time	First 400m	Top Speed km/h (Section)	L1350	L1200	L1000	L800	L600	L400	L200	
	(BAR#)	Jockey	Margin (DT-W)	Last 600m	Fastest Section (Time)	Start - 1200	1200 - 1000	1000 - 800	800 - 600	600 - 400	400 - 200	200 - Finish	
1	8	Sheza's Destiny	1:21.29	0:25.38	64.5 (1000-800)	1:21.29	1:10.33 [1]	0:58.70 [1]	0:47.14 [1]	0:35.38 [1]	0:23.77 [1]	0:12.24 [1]	
	(10)	Tahlia Fenlon		0:35.38	400-200 (0:11.52)	(0:10.96)	(0:11.63)	(0:11.55)	(0:11.76)	(0:11.62)	(0:11.52)	(0:12.24)	
2	3	St Andrews	1:21.37	0:25.93	64.8 (1200-1000)	1:21.37	1:09.92 [5]	0:58.41 [5]	0:46.58 [5]	0:34.74 [5]	0:23.18 [5]	0:11.76 [3]	
	(1)	Benjamin Osmond	0.5L (+8)	0:34.74	400-200 (0:11.42)	(0:11.45)	(0:11.51)	(0:11.82)	(0:11.84)	(0:11.56)	(0:11.42)	(0:11.76)	
3	4	Under Arrest	1:21.41	0:25.65	65.3 (1000-800)	1:21.41	1:10.06 [4]	0:58.58 [3]	0:47.17 [2]	0:35.32 [2]	0:23.68 [2]	0:12.06 [2]	
	(4)	Taylor Marshall	0.7L (-9)	0:35.31	1000-800 (0:11.41)	(0:11.35)	(0:11.49)	(0:11.41)	(0:11.85)	(0:11.64)	(0:11.61)	(0:12.06)	
4	9	Tassorati	1:21.76	0:25.63	63.3 (1350 - 1200)	1:21.76	1:10.75 [2]	0:59.08 [2]	0:47.24 [4]	0:35.46 [4]	0:23.82 [3]	0:11.99 [4]	
	(9)	Emily Lang	2.8L (-3)	0:35.46	600-400 (0:11.63)	(0:11.01)	(0:11.67)	(0:11.84)	(0:11.78)	(0:11.63)	(0:11.84)	(0:11.99)	
5	1	Boomtown Laddie	1:21.95	0:26.31	64.3 (600-400)	1:21.95	1:10.46 [6]	0:58.59 [8]	0:46.81 [8]	0:34.98 [8]	0:23.53 [7]	0:11.89 [7]	
	(6)	Michael Rodd	3.9L (-11)	0:34.99	600-400 (0:11.46)	(0:11.49)	(0:11.87)	(0:11.78)	(0:11.82)	(0:11.46)	(0:11.64)	(0:11.89)	
6	2	Mansory	1:22.08	0:26.00	63.6 (1200-1000)	1:22.08	1:10.57 [7]	0:59.01 [6]	0:47.25 [6]	0:35.40 [6]	0:23.74 [6]	0:11.99 [8]	
	(2)	Damien Boche	4.7L (-9)	0:35.40	1200-1000 (0:11.56)	(0:11.51)	(0:11.56)	(0:11.75)	(0:11.86)	(0:11.65)	(0:11.76)	(0:11.99)	
7	5	Uniquely Famous	1:22.12	0:26.18	65.4 (1200-1000)	1:22.12	1:10.28 [9]	0:58.84 [7]	0:47.16 [7]	0:35.23 [7]	0:23.61 [8]	0:12.12 [6]	
	(8)	Kyle Wilson-Taylor	4.9L (+0)	0:35.24	1200-1000 (0:11.44)	(0:11.84)	(0:11.44)	(0:11.68)	(0:11.94)	(0:11.62)	(0:11.50)	(0:12.12)	
8	10	Thrash A Bully	1:22.16	0:25.72	63.8 (1200-1000)	1:22.16	1:10.85 [3]	0:59.31 [4]	0:47.70 [3]	0:35.86 [3]	0:24.15 [4]	0:12.17 [5]	
	(3)	Georgina Cartwright	5.2L (-4)	0:35.86	1200-1000 (0:11.54)	(0:11.31)	(0:11.54)	(0:11.62)	(0:11.83)	(0:11.71)	(0:11.98)	(0:12.17)	
9	6	Mistemba	1:24.04	0:26.53	62.6 (1350 - 1200)	1:24.04	1:12.37 [8]	1:00.45 [9]	0:48.71 [9]	0:36.76 [9]	0:25.09 [9]	0:12.94 [9]	
	(7)	Hannah Richardson	16.2L (-14)	0:36.77	600-400 (0:11.68)	(0:11.67)	(0:11.92)	(0:11.74)	(0:11.94)	(0:11.68)	(0:12.15)	(0:12.94)	

Scratched: Queen Jeddah (#7)

Report Created: Wed 13 May 2026

(Note: Races are conducted over an approximate distance as close as possible to the advertised distance, and recorded data may vary accordingly. Official times refer to race times only and do not include handicap times.)

[ ] Position in running at each section and finish    TAB# Saddle cloth number  
 -:-:- No data available at this section                    BAR# Barrier/Gate Position  
 NA No data available    DNF Did not finish  
 DNT Did not track    DT-W Distance travelled compared to winner in metres

Fastest split  
 Fastest section

data processed by TRIPLESDATA

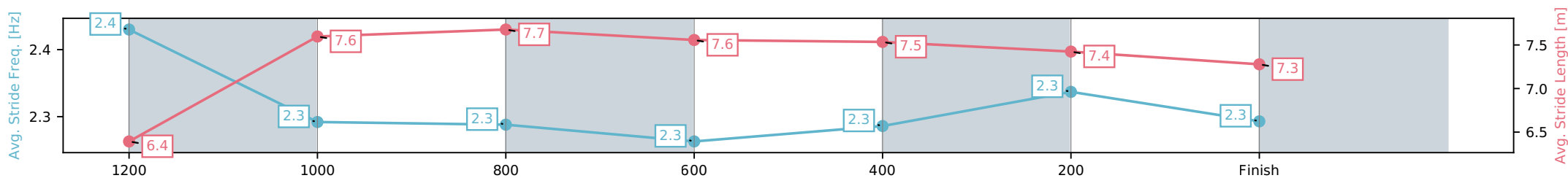
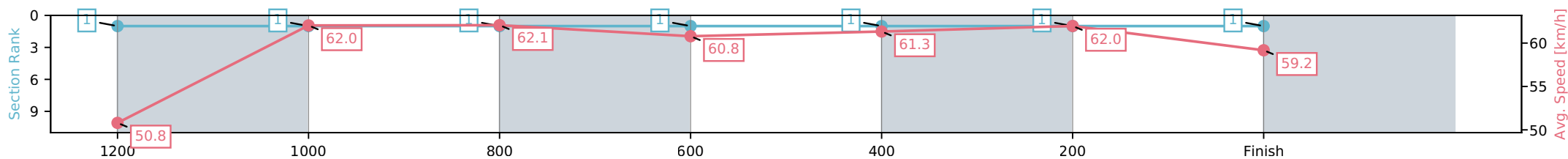
Horse/Jockey Name	Sheza's Destiny/Tahlia Fenlon
Finish Rank	1
Fastest Section Time (Section)	0:11.52 (400-200)
Top Speed [km/h] (Section)	64.5 (1000-800)
Race State	Finished



Ipswich QLD --Professional-2026-05-13  
 Race 1: BARRIER REEF POOLS QTIS Three-Year-Old Maiden Plate - 1350m  
 13 May 2026 - 12:33PM  
 Track Rating: Soft 6, Weather: Overcast, Rail Position: +4m Entire Circuit



Section	L1350	L1200	L1000	L800	L600	L400	L200
Section Times	1:21.29 (0:10.96)	1:10.33 [1] (0:11.63)	0:58.70 [1] (0:11.55)	0:47.14 [1] (0:11.76)	0:35.38 [1] (0:11.62)	0:23.77 [1] (0:11.52)	0:12.24 [1] (0:12.24)
Average Speed [km/h]	50.8	62.0	62.1	60.8	61.3	62.0	59.2
Top Speed [km/h]	62.8	63.6	64.5	61.3	62.0	62.7	61.3
Avg. Dist. to Rail [m]	6.1	0.9	1.0	2.1	2.5	1.3	0.6
Avg. Stride Freq. [Hz]	2.4	2.3	2.3	2.3	2.3	2.3	2.3
Avg. Stride Length [m]	6.4	7.6	7.7	7.6	7.5	7.4	7.3



[ ] Ranking at each section and finish  
 -:-:- No data available at this section  
 NA No data available

Horse/Jockey Name	St Andrews/Benjamin Osmond
Finish Rank	2
Fastest Section Time (Section)	0:11.42 (400-200)
Top Speed [km/h] (Section)	64.8 (1200-1000)
Race State	Finished



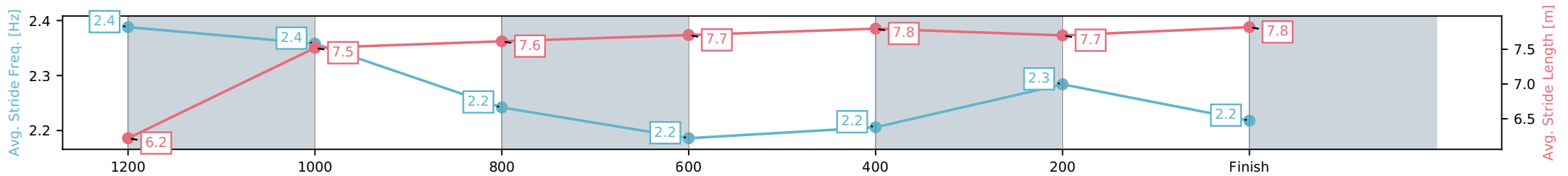
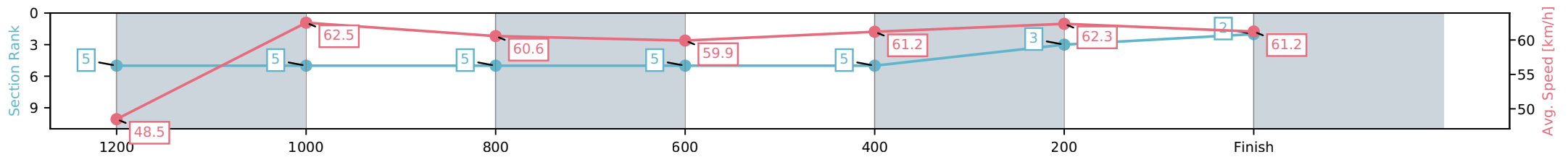
Ipswich QLD --Professional-2026-05-13  
 Race 1: BARRIER REEF POOLS QTIS Three-Year-Old Maiden  
 Plate - 1350m

13 May 2026 - 12:33PM

Track Rating: Soft 6, Weather: Overcast, Rail Position: +4m Entire  
 Circuit



Section	L1350	L1200	L1000	L800	L600	L400	L200
Section Times	1:21.37 (0:11.45)	1:09.92 [5] (0:11.51)	0:58.41 [5] (0:11.82)	0:46.58 [5] (0:11.84)	0:34.74 [5] (0:11.56)	0:23.18 [3] (0:11.42)	0:11.76 [2] (0:11.76)
Average Speed [km/h]	48.5	62.5	60.6	59.9	61.2	62.3	61.2
Top Speed [km/h]	63.6	64.8	61.6	61.0	61.9	62.9	62.1
Avg. Dist. to Rail [m]	0.6	0.6	1.4	3.8	4.4	2.1	0.7
Avg. Stride Freq. [Hz]	2.4	2.4	2.2	2.2	2.2	2.3	2.2
Avg. Stride Length [m]	6.2	7.5	7.6	7.7	7.8	7.7	7.8



[ ] Ranking at each section and finish  
 -:-:- No data available at this section  
 NA No data available

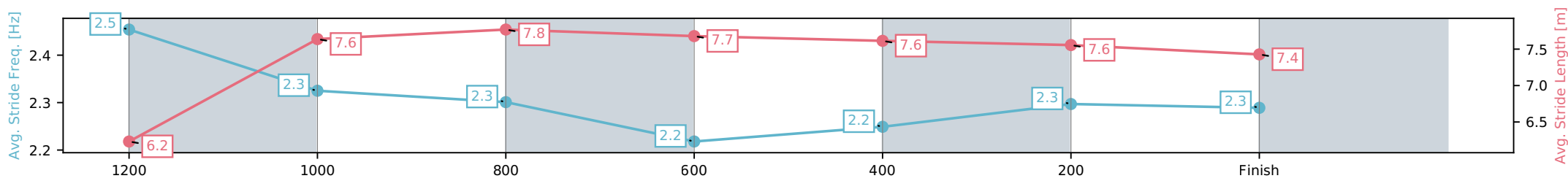
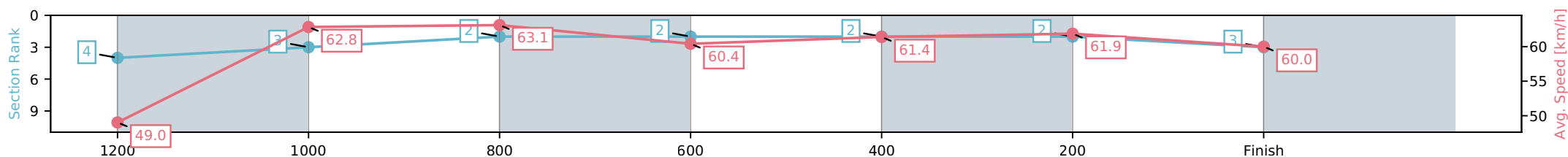
Horse/Jockey Name	Under Arrest/Taylor Marshall
Finish Rank	3
Fastest Section Time (Section)	0:11.41 (1000-800)
Top Speed [km/h] (Section)	65.3 (1000-800)
Race State	Finished



Ipswich QLD --Professional-2026-05-13  
 Race 1: BARRIER REEF POOLS QTIS Three-Year-Old Maiden  
 Plate - 1350m  
 13 May 2026 - 12:33PM  
 Track Rating: Soft 6, Weather: Overcast, Rail Position: +4m Entire Circuit



Section	L1350	L1200	L1000	L800	L600	L400	L200
Section Times	1:21.41 (0:11.35)	1:10.06 [3] (0:11.49)	0:58.58 [2] (0:11.41)	0:47.17 [2] (0:11.85)	0:35.32 [2] (0:11.64)	0:23.68 [2] (0:11.61)	0:12.06 [3] (0:12.06)
Average Speed [km/h]	49.0	62.8	63.1	60.4	61.4	61.9	60.0
Top Speed [km/h]	63.9	63.5	65.3	60.9	62.3	62.5	61.5
Avg. Dist. to Rail [m]	2.4	1.6	0.8	1.4	1.7	0.8	2.2
Avg. Stride Freq. [Hz]	2.5	2.3	2.3	2.2	2.2	2.3	2.3
Avg. Stride Length [m]	6.2	7.6	7.8	7.7	7.6	7.6	7.4



[ ] Ranking at each section and finish  
 -:-:- No data available at this section  
 NA No data available

Horse/Jockey Name	Tassorati/Emily Lang
Finish Rank	4
Fastest Section Time (Section)	0:11.63 (600-400)
Top Speed [km/h] (Section)	63.3 (1350 - 1200)
Race State	Finished



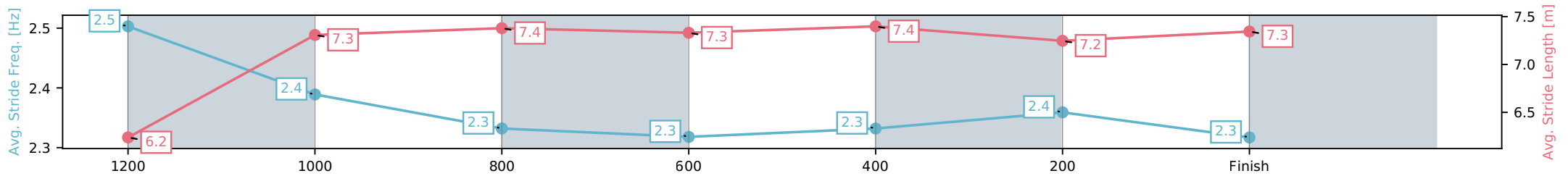
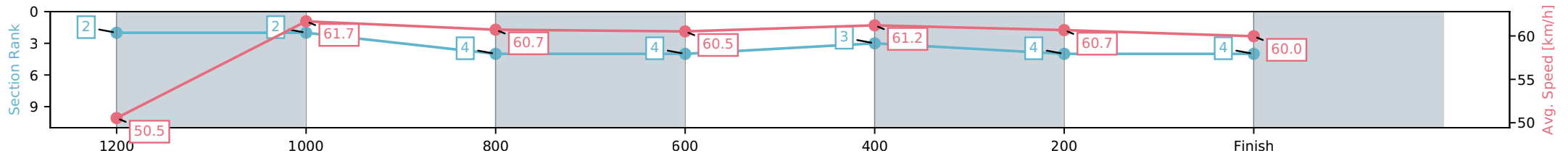
Ipswich QLD --Professional-2026-05-13  
 Race 1: BARRIER REEF POOLS QTIS Three-Year-Old Maiden  
 Plate - 1350m

13 May 2026 - 12:33PM

Track Rating: Soft 6, Weather: Overcast, Rail Position: +4m Entire  
 Circuit



Section	L1350	L1200	L1000	L800	L600	L400	L200
Section Times	1:21.76 (0:11.01)	1:10.75 [2] (0:11.67)	0:59.08 [4] (0:11.84)	0:47.24 [4] (0:11.78)	0:35.46 [3] (0:11.63)	0:23.82 [4] (0:11.84)	0:11.99 [4] (0:11.99)
Average Speed [km/h]	50.5	61.7	60.7	60.5	61.2	60.7	60.0
Top Speed [km/h]	63.3	63.1	61.9	61.2	61.9	61.5	61.2
Avg. Dist. to Rail [m]	4.6	0.6	0.6	2.5	2.8	1.3	2.9
Avg. Stride Freq. [Hz]	2.5	2.4	2.3	2.3	2.3	2.4	2.3
Avg. Stride Length [m]	6.2	7.3	7.4	7.3	7.4	7.2	7.3



[ ] Ranking at each section and finish  
 -:-:- No data available at this section  
 NA No data available

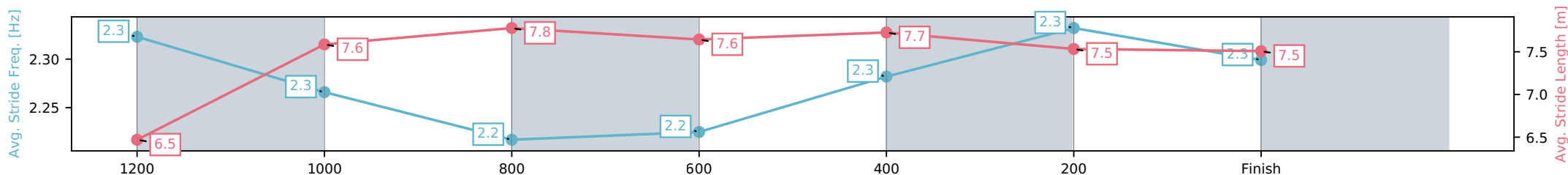
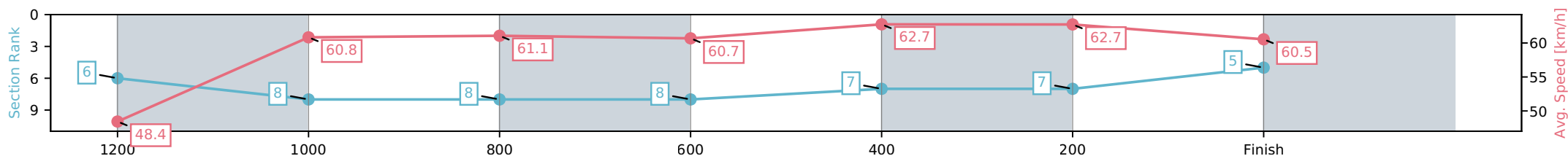
Horse/Jockey Name	Boomtown Laddie/Michael Rodd
Finish Rank	5
Fastest Section Time (Section)	0:11.46 (600-400)
Top Speed [km/h] (Section)	64.3 (600-400)
Race State	Finished



Ipswich QLD --Professional-2026-05-13  
 Race 1: BARRIER REEF POOLS QTIS Three-Year-Old Maiden Plate - 1350m  
 13 May 2026 - 12:33PM  
 Track Rating: Soft 6, Weather: Overcast, Rail Position: +4m Entire Circuit



Section	L1350	L1200	L1000	L800	L600	L400	L200
Section Times	1:21.95 (0:11.49)	1:10.46 [8] (0:11.87)	0:58.59 [8] (0:11.78)	0:46.81 [8] (0:11.82)	0:34.98 [7] (0:11.46)	0:23.53 [7] (0:11.64)	0:11.89 [5] (0:11.89)
Average Speed [km/h]	48.4	60.8	61.1	60.7	62.7	62.7	60.5
Top Speed [km/h]	62.3	62.8	62.0	62.1	64.3	63.9	62.8
Avg. Dist. to Rail [m]	3.7	2.0	0.6	1.0	0.7	4.2	6.8
Avg. Stride Freq. [Hz]	2.3	2.3	2.2	2.2	2.3	2.3	2.3
Avg. Stride Length [m]	6.5	7.6	7.8	7.6	7.7	7.5	7.5



[ ] Ranking at each section and finish  
 -:-:- No data available at this section  
 NA No data available

Horse/Jockey Name	Mansory/Damien Boche
Finish Rank	6
Fastest Section Time (Section)	0:11.56 (1200-1000)
Top Speed [km/h] (Section)	63.6 (1200-1000)
Race State	Finished



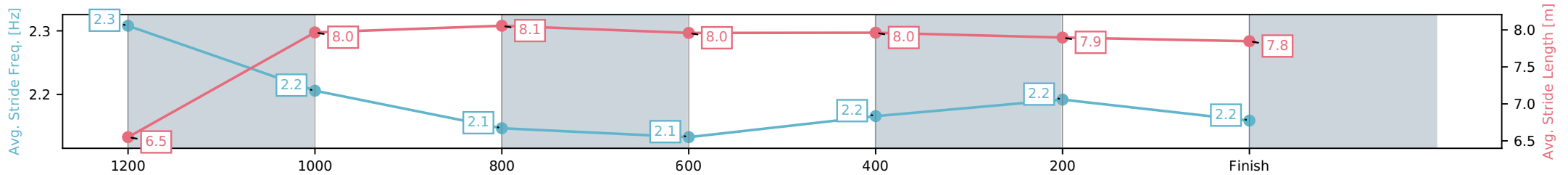
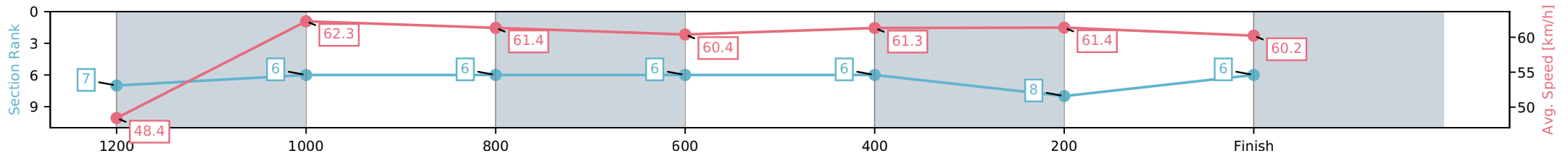
Ipswich QLD --Professional-2026-05-13  
 Race 1: BARRIER REEF POOLS QTIS Three-Year-Old Maiden  
 Plate - 1350m

13 May 2026 - 12:33PM

Track Rating: Soft 6, Weather: Overcast, Rail Position: +4m Entire  
 Circuit



Section	L1350	L1200	L1000	L800	L600	L400	L200
Section Times	1:22.08 (0:11.51)	1:10.57 [6] (0:11.56)	0:59.01 [6] (0:11.75)	0:47.25 [6] (0:11.86)	0:35.40 [6] (0:11.65)	0:23.74 [8] (0:11.76)	0:11.99 [6] (0:11.99)
Average Speed [km/h]	48.4	62.3	61.4	60.4	61.3	61.4	60.2
Top Speed [km/h]	62.6	63.6	62.0	61.1	62.1	61.7	61.1
Avg. Dist. to Rail [m]	1.0	1.2	0.5	1.4	1.6	1.2	2.5
Avg. Stride Freq. [Hz]	2.3	2.2	2.1	2.1	2.2	2.2	2.2
Avg. Stride Length [m]	6.5	8.0	8.1	8.0	8.0	7.9	7.8



- [ ] Ranking at each section and finish
- :-:- No data available at this section
- NA No data available

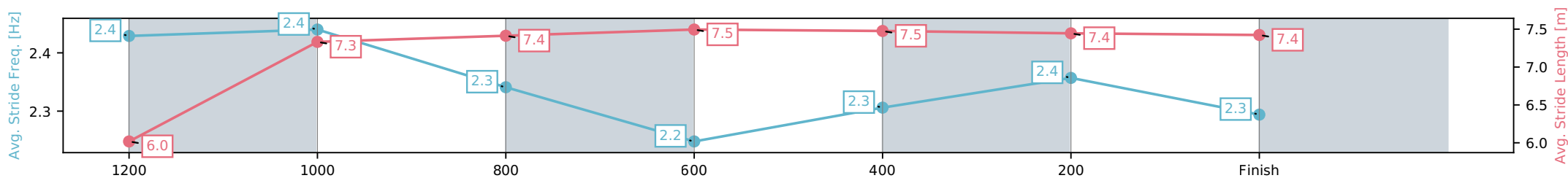
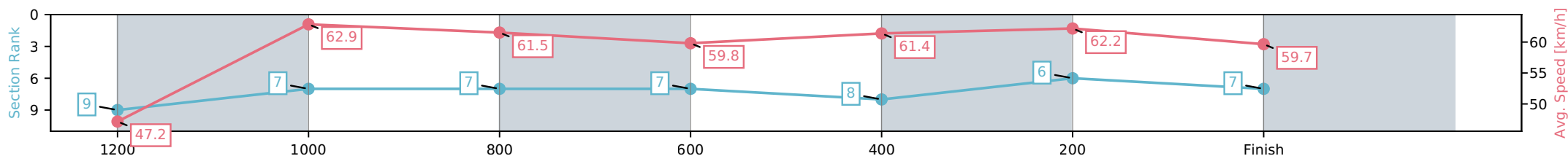
Horse/Jockey Name	Uniquely Famous/Kyle Wilson-Taylor
Finish Rank	7
Fastest Section Time (Section)	0:11.44 (1200-1000)
Top Speed [km/h] (Section)	65.4 (1200-1000)
Race State	Finished



Ipswich QLD --Professional-2026-05-13  
 Race 1: BARRIER REEF POOLS QTIS Three-Year-Old Maiden Plate - 1350m  
 13 May 2026 - 12:33PM  
 Track Rating: Soft 6, Weather: Overcast, Rail Position: +4m Entire Circuit



Section	L1350	L1200	L1000	L800	L600	L400	L200
Section Times	1:22.12 (0:11.84)	1:10.28 [7] (0:11.44)	0:58.84 [7] (0:11.68)	0:47.16 [7] (0:11.94)	0:35.23 [8] (0:11.62)	0:23.61 [6] (0:11.50)	0:12.12 [7] (0:12.12)
Average Speed [km/h]	47.2	62.9	61.5	59.8	61.4	62.2	59.7
Top Speed [km/h]	64.5	65.4	62.3	61.0	62.7	63.2	62.2
Avg. Dist. to Rail [m]	4.4	0.5	0.8	2.2	2.4	1.1	0.8
Avg. Stride Freq. [Hz]	2.4	2.4	2.3	2.2	2.3	2.4	2.3
Avg. Stride Length [m]	6.0	7.3	7.4	7.5	7.5	7.4	7.4



[ ] Ranking at each section and finish  
 -:-:- No data available at this section  
 NA No data available

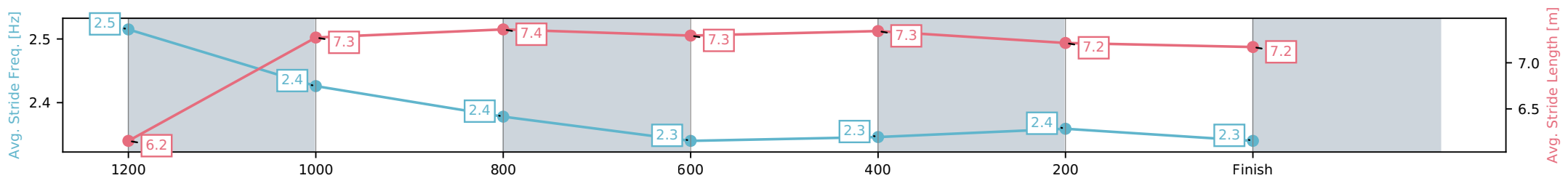
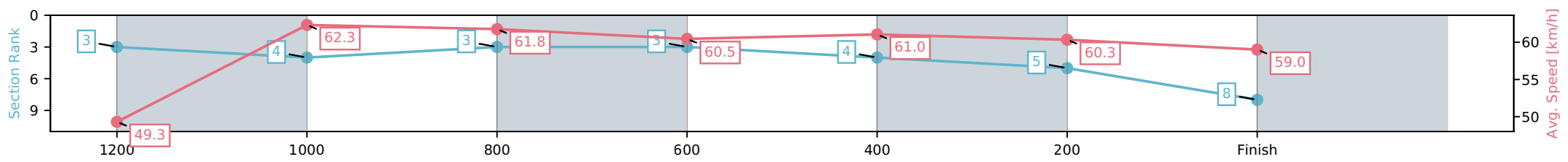
Horse/Jockey Name	Thrash A Bully/Georgina Cartwright
Finish Rank	8
Fastest Section Time (Section)	0:11.54 (1200-1000)
Top Speed [km/h] (Section)	63.8 (1200-1000)
Race State	Finished



Ipswich QLD --Professional-2026-05-13  
 Race 1: BARRIER REEF POOLS QTIS Three-Year-Old Maiden Plate - 1350m  
 13 May 2026 - 12:33PM  
 Track Rating: Soft 6, Weather: Overcast, Rail Position: +4m Entire Circuit



Section	L1350	L1200	L1000	L800	L600	L400	L200
Section Times	1:22.16 (0:11.31)	1:10.85 [4] (0:11.54)	0:59.31 [3] (0:11.62)	0:47.70 [3] (0:11.83)	0:35.86 [4] (0:11.71)	0:24.15 [5] (0:11.98)	0:12.17 [8] (0:12.17)
Average Speed [km/h]	49.3	62.3	61.8	60.5	61.0	60.3	59.0
Top Speed [km/h]	63.2	63.8	63.3	61.5	61.5	61.6	60.9
Avg. Dist. to Rail [m]	0.8	0.6	1.0	1.9	1.5	1.9	3.3
Avg. Stride Freq. [Hz]	2.5	2.4	2.4	2.3	2.3	2.4	2.3
Avg. Stride Length [m]	6.2	7.3	7.4	7.3	7.3	7.2	7.2



[ ] Ranking at each section and finish  
 -:-:- No data available at this section  
 NA No data available

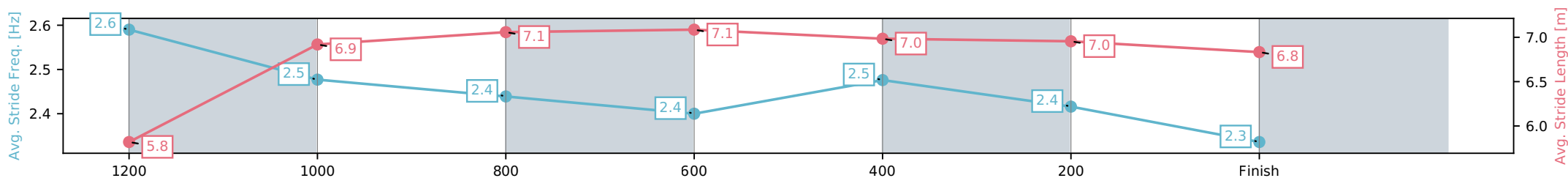
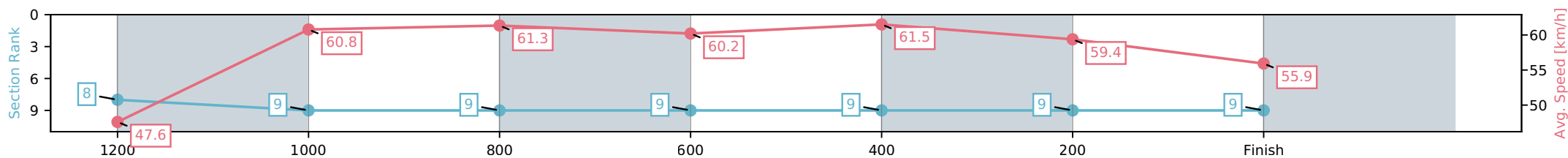
Horse/Jockey Name	Mistemba/Hannah Richardson
Finish Rank	9
Fastest Section Time (Section)	0:11.68 (600-400)
Top Speed [km/h] (Section)	62.6 (1350 - 1200)
Race State	Finished



Ipswich QLD --Professional-2026-05-13  
 Race 1: BARRIER REEF POOLS QTIS Three-Year-Old Maiden Plate - 1350m  
 13 May 2026 - 12:33PM  
 Track Rating: Soft 6, Weather: Overcast, Rail Position: +4m Entire Circuit



Section	L1350	L1200	L1000	L800	L600	L400	L200
Section Times	1:24.04 (0:11.67)	1:12.37 [9] (0:11.92)	1:00.45 [9] (0:11.74)	0:48.71 [9] (0:11.94)	0:36.76 [9] (0:11.68)	0:25.09 [9] (0:12.15)	0:12.94 [9] (0:12.94)
Average Speed [km/h]	47.6	60.8	61.3	60.2	61.5	59.4	55.9
Top Speed [km/h]	62.6	62.5	62.3	60.8	62.4	60.8	58.4
Avg. Dist. to Rail [m]	4.3	2.6	0.9	0.7	0.5	1.2	1.4
Avg. Stride Freq. [Hz]	2.6	2.5	2.4	2.4	2.5	2.4	2.3
Avg. Stride Length [m]	5.8	6.9	7.1	7.1	7.0	7.0	6.8



- [ ] Ranking at each section and finish
- :-:- No data available at this section
- NA No data available



Ipswich QLD  
 Race 2: VINCE INSURANCE Maiden Plate - 1200m  
 13 May 2026 - 1:10PM



Track Rating: Soft 6, Weather: Overcast, Rail Position: +4m Entire Circuit

Field Times  
 (Race Tempo)                      1:11.38    0:57.69    0:46.84    0:35.30    0:23.44    0:11.75  
    (0:13.69)    (0:10.86)    (0:11.54)    (0:11.86)    (0:11.69)    (0:11.75)

Rank	TAB#	Horse	Overall Time	First 400m	Top Speed km/h (Section)	L1200	L1000	L800	L600	L400	L200		
	(BAR#)	Jockey	Margin (DT-W)	Last 600m	Fastest Section (Time)	Start - 1000	1000 - 800	800 - 600	600 - 400	400 - 200	200 - Finish		
1	14	Opetaia	1:11.38	0:25.36	65.2 (1000-800)	1:11.38	0:57.36 [6]	0:46.02 [6]	0:34.65 [6]	0:22.90 [5]	0:11.40 [5]		
	(1)	Ben Thompson		0:34.65	1000-800 (0:11.34)	(0:14.02)	(0:11.34)	(0:11.37)	(0:11.75)	(0:11.50)	(0:11.40)		
2	6	Rhetoric	1:11.40	0:25.11	65.6 (1000-800)	1:11.40	0:57.42 [5]	0:46.28 [4]	0:34.92 [4]	0:23.16 [4]	0:11.54 [3]		
	(7)	Ryan Maloney	0.1L (-1)	0:34.92	1000-800 (0:11.13)	(0:13.98)	(0:11.13)	(0:11.37)	(0:11.75)	(0:11.63)	(0:11.54)		
3	7	Aristocratic Girl	1:11.45	0:24.55	67.7 (1000-800)	1:11.45	0:57.76 [1]	0:46.91 [1]	0:35.37 [1]	0:23.51 [1]	0:11.82 [1]		
	(13)	Georgina Cartwright	0.4L (-3)	0:35.37	1000-800 (0:10.86)	(0:13.69)	(0:10.86)	(0:11.54)	(0:11.86)	(0:11.69)	(0:11.82)		
4	12	Video Vixen	1:11.60	0:24.86	66.0 (1000-800)	1:11.60	0:57.87 [2]	0:46.74 [3]	0:35.25 [3]	0:23.42 [3]	0:11.80 [2]		
	(5)	Mark Du Plessis	1.3L (-2)	0:35.25	1000-800 (0:11.13)	(0:13.73)	(0:11.13)	(0:11.49)	(0:11.83)	(0:11.62)	(0:11.80)		
5	9	Fortysecondstreet	1:11.60	0:25.62	65.5 (1000-800)	1:11.60	0:57.30 [8]	0:45.98 [8]	0:34.64 [7]	0:22.86 [8]	0:11.50 [7]		
	(9)	Jake Bayliss	1.3L (+0)	0:34.64	1000-800 (0:11.32)	(0:14.30)	(0:11.32)	(0:11.34)	(0:11.78)	(0:11.36)	(0:11.50)		
6	2	Atlantic Coast	1:11.69	0:25.54	66.0 (400-200)	1:11.69	0:57.51 [7]	0:46.16 [7]	0:34.68 [8]	0:22.96 [7]	0:11.62 [6]		
	(3)	Robbie Dolan	1.8L (+1)	0:34.69	400-200 (0:11.34)	(0:14.18)	(0:11.36)	(0:11.48)	(0:11.73)	(0:11.34)	(0:11.62)		
7	4	Flashmaster	1:11.83	0:25.89	64.9 (1000-800)	1:11.83	0:57.22 [10]	0:45.94 [10]	0:34.61 [10]	0:22.89 [9]	0:11.51 [8]		
	(12)	Daniel Moor	2.6L (-2)	0:34.60	1000-800 (0:11.28)	(0:14.61)	(0:11.28)	(0:11.34)	(0:11.71)	(0:11.38)	(0:11.51)		
8	8	Belle Of Berlin	1:11.97	0:25.81	65.2 (1000-800)	1:11.97	0:57.46 [9]	0:46.16 [9]	0:34.75 [9]	0:22.95 [10]	0:11.36 [9]		
	(6)	Michael Rodd	3.4L (+0)	0:34.75	1000-800 (0:11.30)	(0:14.51)	(0:11.30)	(0:11.41)	(0:11.80)	(0:11.59)	(0:11.36)		
9	11	Lake Of Fire	1:12.36	0:24.85	69.0 (1000-800)	1:12.36	0:58.43 [4]	0:47.51 [2]	0:36.11 [2]	0:24.30 [2]	0:12.43 [4]		
	(10)	Fred Larson	5.7L (-1)	0:36.11	1000-800 (0:10.92)	(0:13.93)	(0:10.92)	(0:11.40)	(0:11.82)	(0:11.86)	(0:12.43)		
10	5	Only Crunchie	1:13.70	0:25.20	65.2 (1000-800)	1:13.70	0:59.92 [3]	0:48.50 [5]	0:37.08 [5]	0:25.17 [6]	0:13.04 [10]		
	(2)	Billie-Rose Andrew	13.6L (+1)	0:37.09	1000-800 (0:11.42)	(0:13.78)	(0:11.42)	(0:11.42)	(0:11.92)	(0:12.13)	(0:13.04)		

Scratched: Shaque D'amour (#1), Disparate (#3), Girmay (#10), Lilsisterdon'tcha (#13)

Report Created: Wed 13 May 2026

(Note: Races are conducted over an approximate distance as close as possible to the advertised distance, and recorded data may vary accordingly. Official times refer to race times only and do not include handicap times.)

[ ] Position in running at each section and finish    TAB# Saddle cloth number  
 -:-:- No data available at this section                      BAR# Barrier/Gate Position  
 NA No data available    DNF Did not finish  
 DNT Did not track    DT-W Distance travelled compared to winner in metres

Fastest split  
 Fastest section

data processed by TRIPLESDATA

Horse/Jockey Name	Opetaia/Ben Thompson
Finish Rank	1
Fastest Section Time (Section)	0:11.34 (1000-800)
Top Speed [km/h] (Section)	65.2 (1000-800)
Race State	Finished



Ipswich QLD --Professional-2026-05-13

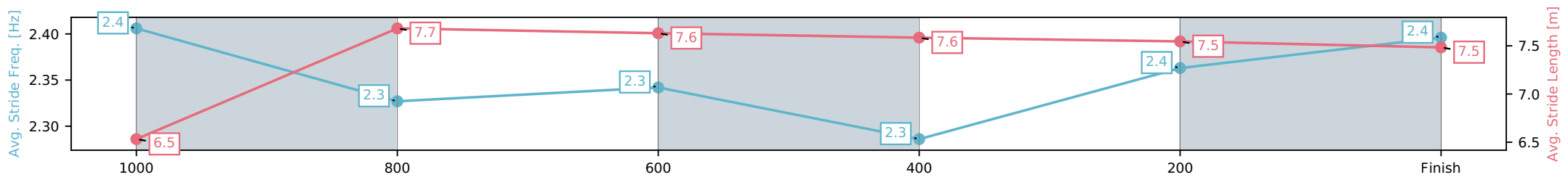
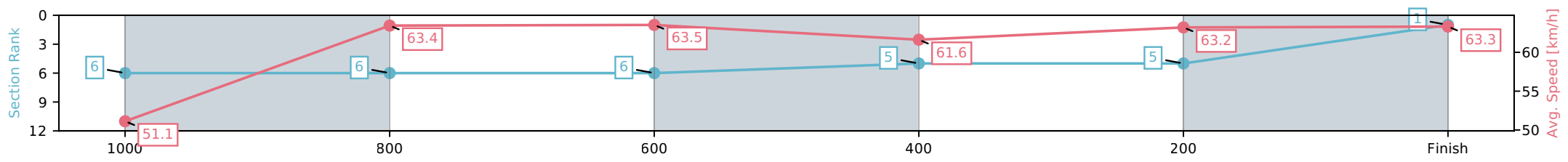
Race 2: VINCE INSURANCE Maiden Plate - 1200m

13 May 2026 - 1:10PM

Track Rating: Soft 6, Weather: Overcast, Rail Position: +4m Entire Circuit



Section	L1200	L1000	L800	L600	L400	L200
Section Times	1:11.38 (0:14.02)	0:57.36 [6] (0:11.34)	0:46.02 [6] (0:11.37)	0:34.65 [5] (0:11.75)	0:22.90 [5] (0:11.50)	0:11.40 [1] (0:11.40)
Average Speed [km/h]	51.1	63.4	63.5	61.6	63.2	63.3
Top Speed [km/h]	63.9	65.2	64.4	62.3	64.1	64.3
Avg. Dist. to Rail [m]	2.2	0.6	0.9	1.3	4.2	4.5
Avg. Stride Freq. [Hz]	2.4	2.3	2.3	2.3	2.4	2.4
Avg. Stride Length [m]	6.5	7.7	7.6	7.6	7.5	7.5



[ ] Ranking at each section and finish  
 -:-:- No data available at this section  
 NA No data available

Horse/Jockey Name	Rhetoric/Ryan Maloney
Finish Rank	2
Fastest Section Time (Section)	0:11.13 (1000-800)
Top Speed [km/h] (Section)	65.6 (1000-800)
Race State	Finished



Ipswich QLD --Professional-2026-05-13

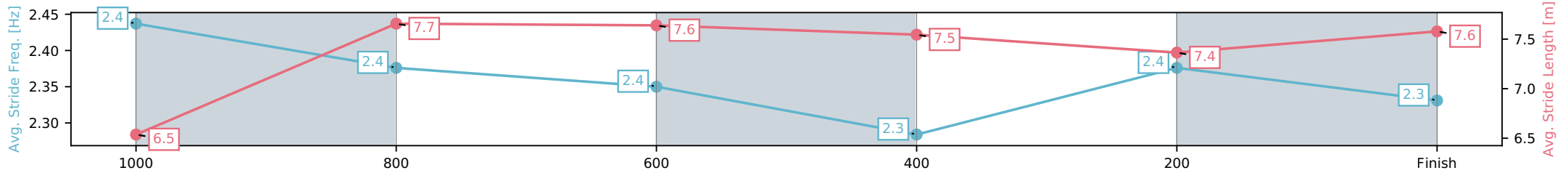
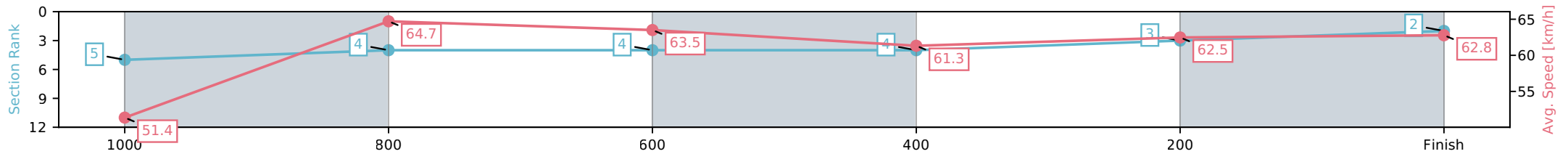
Race 2: VINCE INSURANCE Maiden Plate - 1200m

13 May 2026 - 1:10PM

Track Rating: Soft 6, Weather: Overcast, Rail Position: +4m Entire Circuit



Section	L1200	L1000	L800	L600	L400	L200
Section Times	1:11.40 (0:13.98)	0:57.42 [4] (0:11.13)	0:46.28 [4] (0:11.37)	0:34.92 [4] (0:11.75)	0:23.16 [3] (0:11.63)	0:11.54 [2] (0:11.54)
Average Speed [km/h]	51.4	64.7	63.5	61.3	62.5	62.8
Top Speed [km/h]	65.0	65.6	65.2	62.0	63.3	64.3
Avg. Dist. to Rail [m]	5.0	0.9	0.9	0.4	3.5	3.8
Avg. Stride Freq. [Hz]	2.4	2.4	2.4	2.3	2.4	2.3
Avg. Stride Length [m]	6.5	7.7	7.6	7.5	7.4	7.6



- [ ] Ranking at each section and finish
- :-:- No data available at this section
- NA No data available

Horse/Jockey Name	Aristocratic Girl/Georgina Cartwright
Finish Rank	3
Fastest Section Time (Section)	0:10.86 (1000-800)
Top Speed [km/h] (Section)	67.7 (1000-800)
Race State	Finished



Ipswich QLD --Professional-2026-05-13

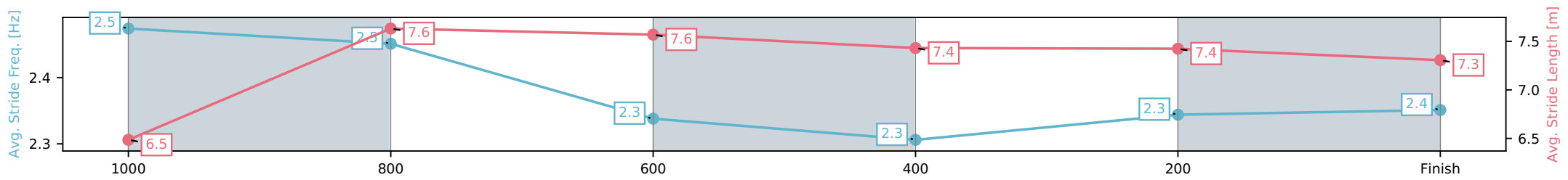
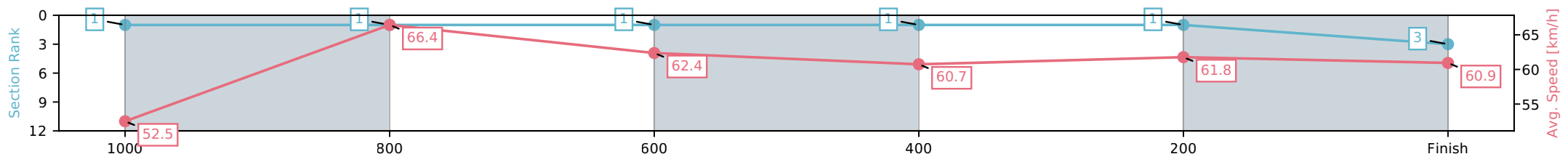
Race 2: VINCE INSURANCE Maiden Plate - 1200m

13 May 2026 - 1:10PM

Track Rating: Soft 6, Weather: Overcast, Rail Position: +4m Entire Circuit



Section	L1200	L1000	L800	L600	L400	L200
Section Times	1:11.45 (0:13.69)	0:57.76 [1] (0:10.86)	0:46.91 [1] (0:11.54)	0:35.37 [1] (0:11.86)	0:23.51 [1] (0:11.69)	0:11.82 [3] (0:11.82)
Average Speed [km/h]	52.5	66.4	62.4	60.7	61.8	60.9
Top Speed [km/h]	67.3	67.7	64.8	61.3	62.1	62.1
Avg. Dist. to Rail [m]	7.6	1.8	0.2	0.3	0.9	0.3
Avg. Stride Freq. [Hz]	2.5	2.5	2.3	2.3	2.3	2.4
Avg. Stride Length [m]	6.5	7.6	7.6	7.4	7.4	7.3



[ ] Ranking at each section and finish  
 -.-.- No data available at this section  
 NA No data available

Horse/Jockey Name	Video Vixen/Mark Du Plessis
Finish Rank	4
Fastest Section Time (Section)	0:11.13 (1000-800)
Top Speed [km/h] (Section)	66.0 (1000-800)
Race State	Finished



Ipswich QLD --Professional-2026-05-13

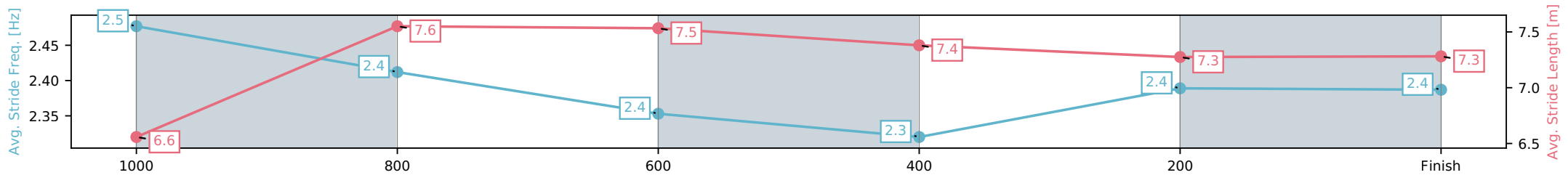
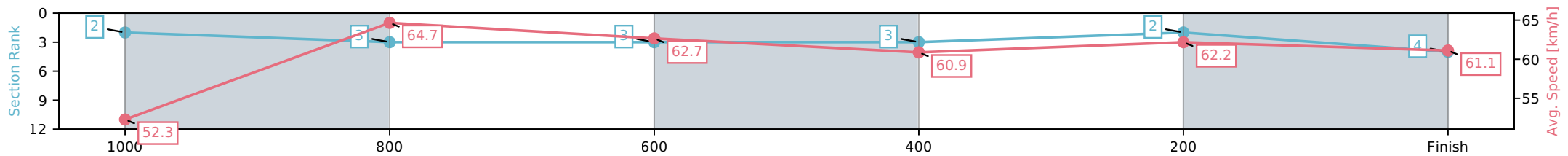
Race 2: VINCE INSURANCE Maiden Plate - 1200m

13 May 2026 - 1:10PM

Track Rating: Soft 6, Weather: Overcast, Rail Position: +4m Entire Circuit



Section	L1200	L1000	L800	L600	L400	L200
Section Times	1:11.60 (0:13.73)	0:57.87 [3] (0:11.13)	0:46.74 [3] (0:11.49)	0:35.25 [3] (0:11.83)	0:23.42 [2] (0:11.62)	0:11.80 [4] (0:11.80)
Average Speed [km/h]	52.3	64.7	62.7	60.9	62.2	61.1
Top Speed [km/h]	64.9	66.0	64.3	61.2	63.1	63.2
Avg. Dist. to Rail [m]	4.0	0.9	0.3	0.2	1.3	1.5
Avg. Stride Freq. [Hz]	2.5	2.4	2.4	2.3	2.4	2.4
Avg. Stride Length [m]	6.6	7.6	7.5	7.4	7.3	7.3



- [ ] Ranking at each section and finish
- :-:- No data available at this section
- NA No data available

Horse/Jockey Name	Fortysecondstreet/Jake Bayliss
Finish Rank	5
Fastest Section Time (Section)	0:11.32 (1000-800)
Top Speed [km/h] (Section)	65.5 (1000-800)
Race State	Finished



Ipswich QLD --Professional-2026-05-13

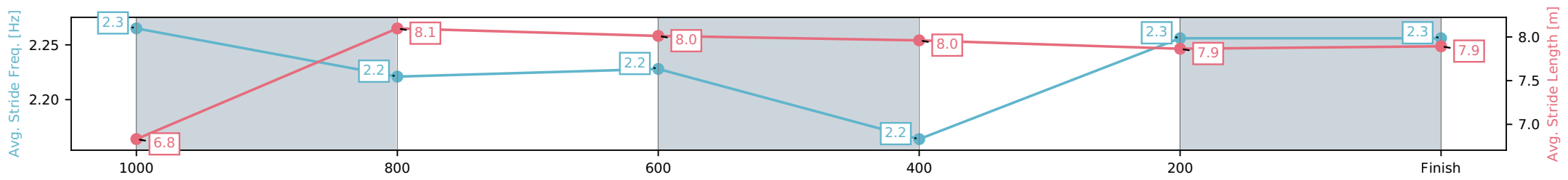
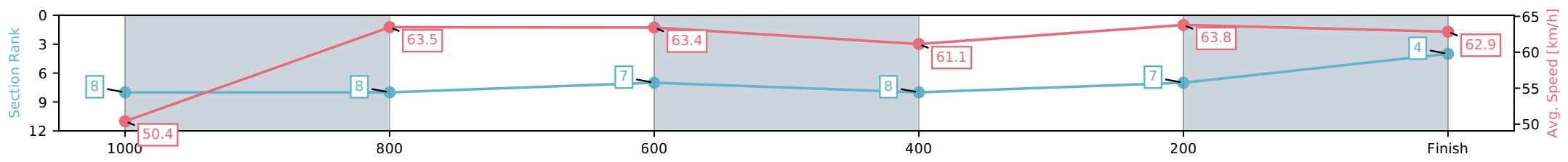
Race 2: VINCE INSURANCE Maiden Plate - 1200m

13 May 2026 - 1:10PM

Track Rating: Soft 6, Weather: Overcast, Rail Position: +4m Entire Circuit



Section	L1200	L1000	L800	L600	L400	L200
Section Times	1:11.60 (0:14.30)	0:57.30 [8] (0:11.32)	0:45.98 [7] (0:11.34)	0:34.64 [8] (0:11.78)	0:22.86 [7] (0:11.36)	0:11.50 [4] (0:11.50)
Average Speed [km/h]	50.4	63.5	63.4	61.1	63.8	62.9
Top Speed [km/h]	65.5	65.5	64.3	62.0	64.9	65.1
Avg. Dist. to Rail [m]	4.0	0.7	0.3	0.2	3.3	2.9
Avg. Stride Freq. [Hz]	2.3	2.2	2.2	2.2	2.3	2.3
Avg. Stride Length [m]	6.8	8.1	8.0	8.0	7.9	7.9



[ ] Ranking at each section and finish  
 -:-:- No data available at this section  
 NA No data available

Horse/Jockey Name	Atlantic Coast/Robbie Dolan
Finish Rank	6
Fastest Section Time (Section)	0:11.34 (400-200)
Top Speed [km/h] (Section)	66.0 (400-200)
Race State	Finished



Ipswich QLD --Professional-2026-05-13

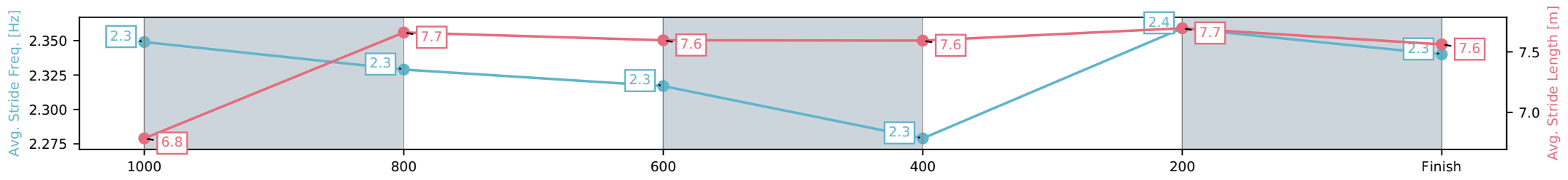
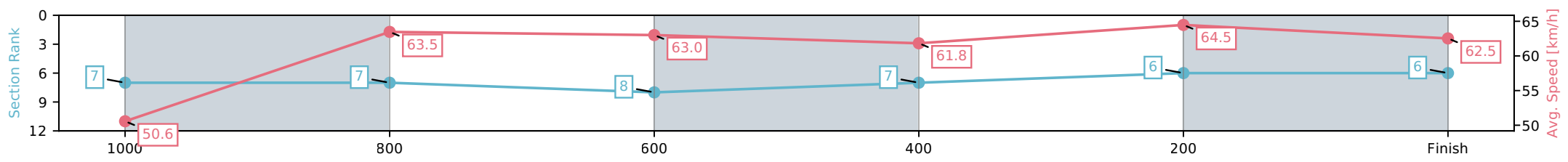
Race 2: VINCE INSURANCE Maiden Plate - 1200m

13 May 2026 - 1:10PM

Track Rating: Soft 6, Weather: Overcast, Rail Position: +4m Entire Circuit



Section	L1200	L1000	L800	L600	L400	L200
Section Times	1:11.69 (0:14.18)	0:57.51 [7] (0:11.36)	0:46.16 [8] (0:11.48)	0:34.68 [7] (0:11.73)	0:22.96 [6] (0:11.34)	0:11.62 [6] (0:11.62)
Average Speed [km/h]	50.6	63.5	63.0	61.8	64.5	62.5
Top Speed [km/h]	65.4	64.9	63.7	63.7	66.0	64.9
Avg. Dist. to Rail [m]	3.8	0.9	1.3	1.7	5.0	6.2
Avg. Stride Freq. [Hz]	2.3	2.3	2.3	2.3	2.4	2.3
Avg. Stride Length [m]	6.8	7.7	7.6	7.6	7.7	7.6



[ ] Ranking at each section and finish  
 -:-:- No data available at this section  
 NA No data available

Horse/Jockey Name	Flashmaster/Daniel Moor
Finish Rank	7
Fastest Section Time (Section)	0:11.28 (1000-800)
Top Speed [km/h] (Section)	64.9 (1000-800)
Race State	Finished



Ipswich QLD --Professional-2026-05-13

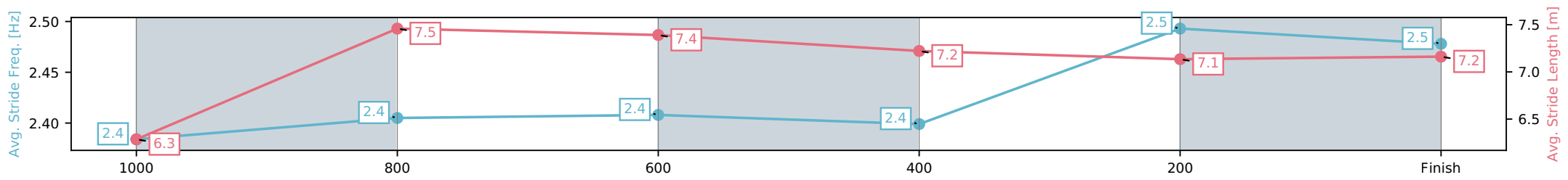
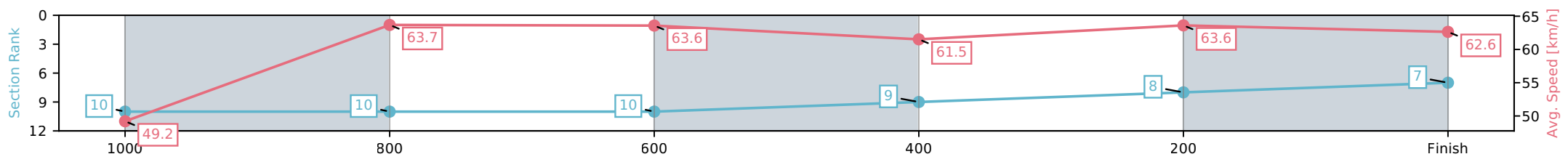
Race 2: VINCE INSURANCE Maiden Plate - 1200m

13 May 2026 - 1:10PM

Track Rating: Soft 6, Weather: Overcast, Rail Position: +4m Entire Circuit



Section	L1200	L1000	L800	L600	L400	L200
Section Times	1:11.83 (0:14.61)	0:57.22 [10] (0:11.28)	0:45.94 [10] (0:11.34)	0:34.61 [9] (0:11.71)	0:22.89 [8] (0:11.38)	0:11.51 [7] (0:11.51)
Average Speed [km/h]	49.2	63.7	63.6	61.5	63.6	62.6
Top Speed [km/h]	63.3	64.9	64.8	63.1	64.8	64.8
Avg. Dist. to Rail [m]	5.6	0.7	0.3	0.4	2.1	1.4
Avg. Stride Freq. [Hz]	2.4	2.4	2.4	2.4	2.5	2.5
Avg. Stride Length [m]	6.3	7.5	7.4	7.2	7.1	7.2



[ ] Ranking at each section and finish  
 -:-:- No data available at this section  
 NA No data available

Horse/Jockey Name	Belle Of Berlin/Michael Rodd
Finish Rank	8
Fastest Section Time (Section)	0:11.30 (1000-800)
Top Speed [km/h] (Section)	65.2 (1000-800)
Race State	Finished



Ipswich QLD --Professional-2026-05-13

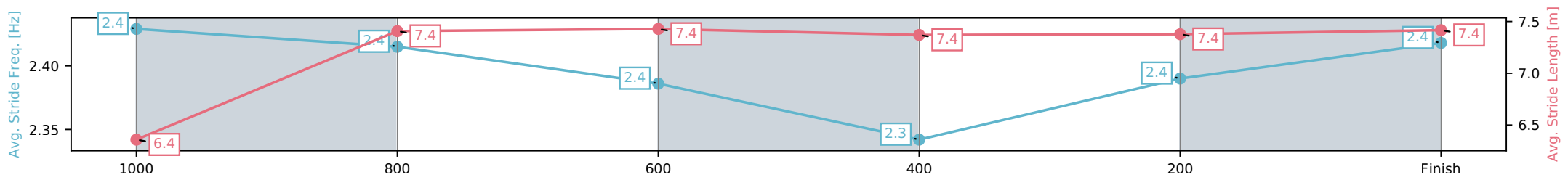
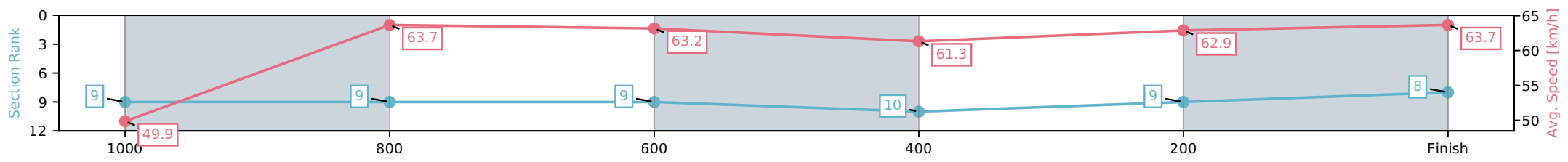
Race 2: VINCE INSURANCE Maiden Plate - 1200m

13 May 2026 - 1:10PM

Track Rating: Soft 6, Weather: Overcast, Rail Position: +4m Entire Circuit



Section	L1200	L1000	L800	L600	L400	L200
Section Times	1:11.97 (0:14.51)	0:57.46 [9] (0:11.30)	0:46.16 [9] (0:11.41)	0:34.75 [10] (0:11.80)	0:22.95 [9] (0:11.59)	0:11.36 [8] (0:11.36)
Average Speed [km/h]	49.9	63.7	63.2	61.3	62.9	63.7
Top Speed [km/h]	63.0	65.2	63.9	62.8	63.6	65.0
Avg. Dist. to Rail [m]	3.9	0.6	0.4	1.0	4.3	5.2
Avg. Stride Freq. [Hz]	2.4	2.4	2.4	2.3	2.4	2.4
Avg. Stride Length [m]	6.4	7.4	7.4	7.4	7.4	7.4



[ ] Ranking at each section and finish  
 -:-:- No data available at this section  
 NA No data available

Horse/Jockey Name	Lake Of Fire/Fred Larson
Finish Rank	9
Fastest Section Time (Section)	0:10.92 (1000-800)
Top Speed [km/h] (Section)	69.0 (1000-800)
Race State	Finished



Ipswich QLD --Professional-2026-05-13

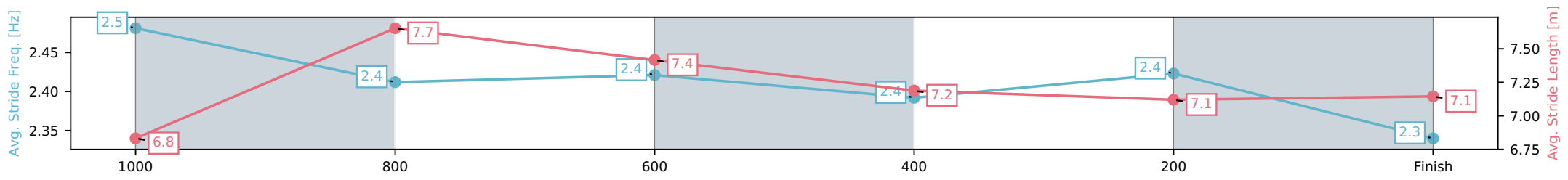
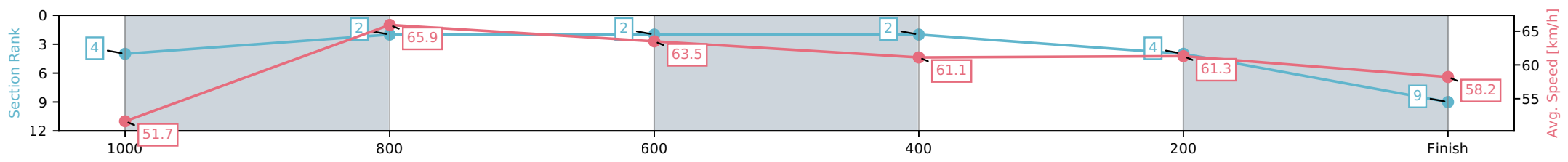
Race 2: VINCE INSURANCE Maiden Plate - 1200m

13 May 2026 - 1:10PM

Track Rating: Soft 6, Weather: Overcast, Rail Position: +4m Entire Circuit



Section	L1200	L1000	L800	L600	L400	L200
Section Times	1:12.36 (0:13.93)	0:58.43 [2] (0:10.92)	0:47.51 [2] (0:11.40)	0:36.11 [2] (0:11.82)	0:24.30 [4] (0:11.86)	0:12.43 [9] (0:12.43)
Average Speed [km/h]	51.7	65.9	63.5	61.1	61.3	58.2
Top Speed [km/h]	68.1	69.0	64.7	62.1	62.2	61.6
Avg. Dist. to Rail [m]	4.7	0.8	1.2	0.7	3.5	3.3
Avg. Stride Freq. [Hz]	2.5	2.4	2.4	2.4	2.4	2.3
Avg. Stride Length [m]	6.8	7.7	7.4	7.2	7.1	7.1



[ ] Ranking at each section and finish  
 -:-:- No data available at this section  
 NA No data available

Horse/Jockey Name	Only Crunchie/Billie-Rose Andrew
Finish Rank	10
Fastest Section Time (Section)	0:11.42 (1000-800)
Top Speed [km/h] (Section)	65.2 (1000-800)
Race State	Finished



Ipswich QLD --Professional-2026-05-13

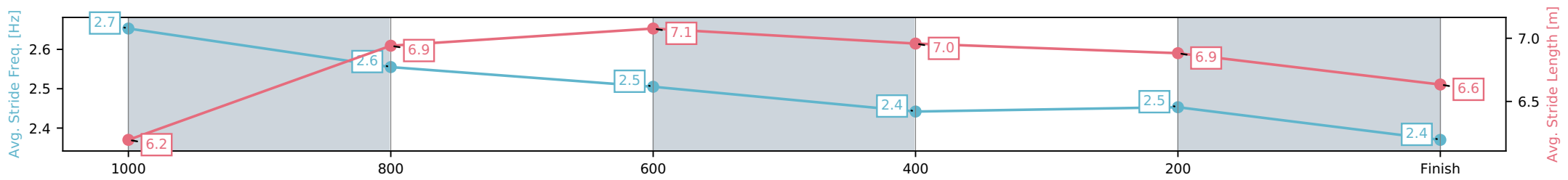
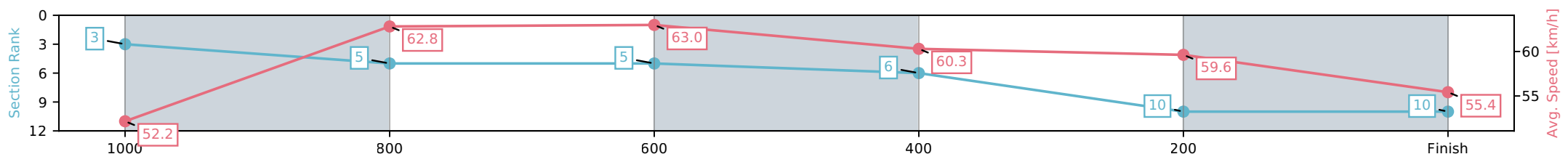
Race 2: VINCE INSURANCE Maiden Plate - 1200m

13 May 2026 - 1:10PM

Track Rating: Soft 6, Weather: Overcast, Rail Position: +4m Entire Circuit



Section	L1200	L1000	L800	L600	L400	L200
Section Times	1:13.70 (0:13.78)	0:59.92 [5] (0:11.42)	0:48.50 [5] (0:11.42)	0:37.08 [6] (0:11.92)	0:25.17 [10] (0:12.13)	0:13.04 [10] (0:13.04)
Average Speed [km/h]	52.2	62.8	63.0	60.3	59.6	55.4
Top Speed [km/h]	65.2	65.2	63.8	60.7	60.8	58.5
Avg. Dist. to Rail [m]	2.6	1.1	0.5	0.4	1.4	1.8
Avg. Stride Freq. [Hz]	2.7	2.6	2.5	2.4	2.5	2.4
Avg. Stride Length [m]	6.2	6.9	7.1	7.0	6.9	6.6



[ ] Ranking at each section and finish  
 -:-:- No data available at this section  
 NA No data available





Ipswich QLD  
 Race 3: IPSWICH PARTY HIRE Class 2 Handicap - 1200m  
 13 May 2026 - 1:44PM



Track Rating: Soft 6, Weather: Overcast, Rail Position: +4m Entire Circuit

Field Times (Race Tempo)      1:10.46    0:57.31    0:46.55    0:35.16    0:23.62    0:11.93  
 (0:13.15)    (0:10.76)    (0:11.39)    (0:11.54)    (0:11.69)    (0:11.93)

Rank	TAB#	Horse	Overall Time	First 400m	Top Speed km/h (Section)	L1200	L1000	L800	L600	L400	L200		
	(BAR#)	Jockey	Margin (DT-W)	Last 600m	Fastest Section (Time)	Start - 1000	1000 - 800	800 - 600	600 - 400	400 - 200	200 - Finish		
11	7	Alleze	1:11.46	0:24.59	67.3 (1000-800)	1:11.46	0:57.77 [4]	0:46.86 [6]	0:35.66 [4]	0:24.11 [5]	0:12.21 [8]		
	(6)	Jake Bayliss	5.9L (+1)	0:35.65	1000-800 (0:10.90)	(0:13.69)	(0:10.90)	(0:11.21)	(0:11.54)	(0:11.90)	(0:12.21)		
12	2	Bold Bidder	1:12.23	0:24.29	67.6 (1000-800)	1:12.23	0:58.74 [3]	0:47.94 [3]	0:36.74 [2]	0:25.17 [2]	0:13.09 [6]		
	(5)	Daniel Moor	10.4L (+3)	0:36.74	1000-800 (0:10.80)	(0:13.49)	(0:10.80)	(0:11.20)	(0:11.57)	(0:12.08)	(0:13.09)		

Scratched: Ellibaby (#1), Bellove (#11), Midori Mover (#12), Iced Chocolate (#13), Boom Court (#17)

Report Created: Wed 13 May 2026

(Note: Races are conducted over an approximate distance as close as possible to the advertised distance, and recorded data may vary accordingly. Official times refer to race times only and do not include handicap times.)

[ ] Position in running at each section and finish    TAB# Saddle cloth number

:-:-- No data available at this section

NA No data available

DNT Did not track

BAR# Barrier/Gate Position

DNF Did not finish

DT-W Distance travelled compared to winner in metres

Fastest split

Fastest section

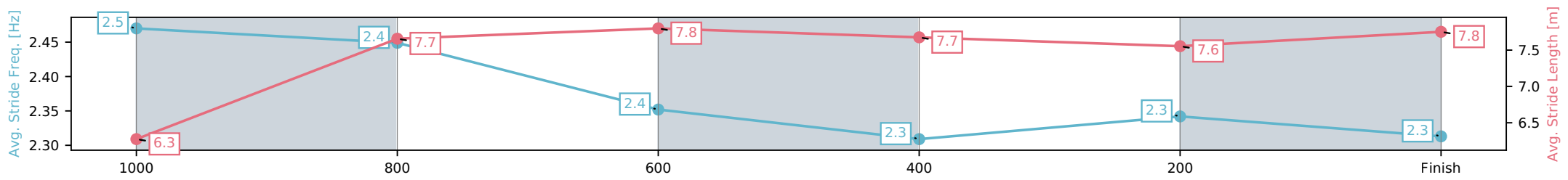
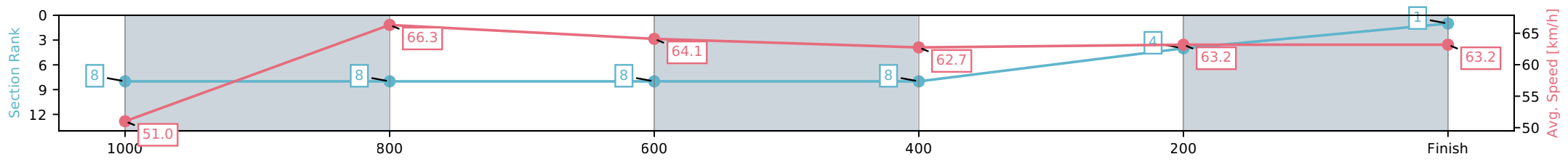
Horse/Jockey Name	Fasvara/Benjamin Osmond
Finish Rank	1
Fastest Section Time (Section)	0:10.84 (1000-800)
Top Speed [km/h] (Section)	66.8 (1000-800)
Race State	Finished



Ipswich QLD --Professional-2026-05-13  
 Race 3: IPSWICH PARTY HIRE Class 2 Handicap - 1200m  
 13 May 2026 - 1:44PM  
 Track Rating: Soft 6, Weather: Overcast, Rail Position: +4m Entire Circuit



Section	L1200	L1000	L800	L600	L400	L200
Section Times	1:10.46 (0:14.08)	0:56.38 [8] (0:10.84)	0:45.54 [8] (0:11.23)	0:34.31 [8] (0:11.48)	0:22.83 [4] (0:11.42)	0:11.41 [1] (0:11.41)
Average Speed [km/h]	51.0	66.3	64.1	62.7	63.2	63.2
Top Speed [km/h]	66.5	66.8	66.4	64.0	64.7	64.7
Avg. Dist. to Rail [m]	1.4	0.6	0.2	0.3	0.9	0.6
Avg. Stride Freq. [Hz]	2.5	2.4	2.4	2.3	2.3	2.3
Avg. Stride Length [m]	6.3	7.7	7.8	7.7	7.6	7.8



[ ] Ranking at each section and finish  
 -:-:- No data available at this section  
 NA No data available

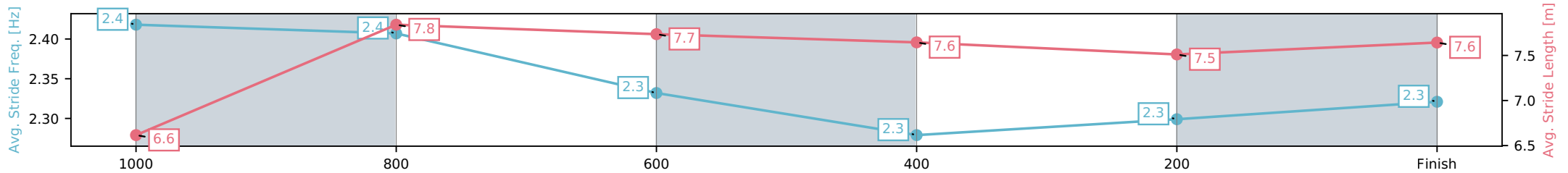
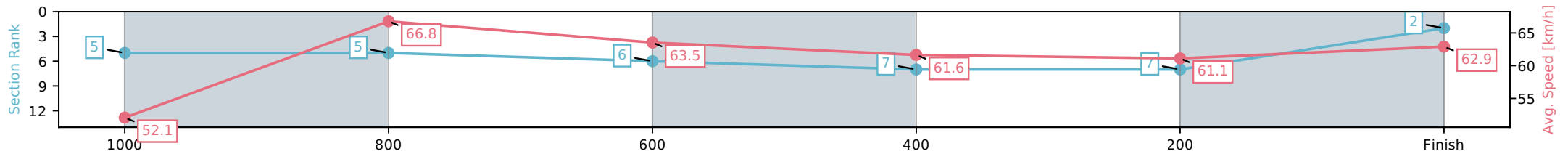
Horse/Jockey Name	Rewrite/Jace McMurray
Finish Rank	2
Fastest Section Time (Section)	0:10.73 (1000-800)
Top Speed [km/h] (Section)	68.0 (1000-800)
Race State	Finished



Ipswich QLD --Professional-2026-05-13  
 Race 3: IPSWICH PARTY HIRE Class 2 Handicap - 1200m  
 13 May 2026 - 1:44PM  
 Track Rating: Soft 6, Weather: Overcast, Rail Position: +4m Entire Circuit



Section	L1200	L1000	L800	L600	L400	L200
Section Times	1:10.63 (0:13.81)	0:56.82 [5] (0:10.73)	0:46.09 [6] (0:11.27)	0:34.82 [7] (0:11.62)	0:23.20 [7] (0:11.77)	0:11.43 [2] (0:11.43)
Average Speed [km/h]	52.1	66.8	63.5	61.6	61.1	62.9
Top Speed [km/h]	67.2	68.0	64.8	63.3	61.9	64.9
Avg. Dist. to Rail [m]	2.4	1.3	1.5	1.2	1.2	3.0
Avg. Stride Freq. [Hz]	2.4	2.4	2.3	2.3	2.3	2.3
Avg. Stride Length [m]	6.6	7.8	7.7	7.6	7.5	7.6



- [ ] Ranking at each section and finish
- :-:- No data available at this section
- NA No data available

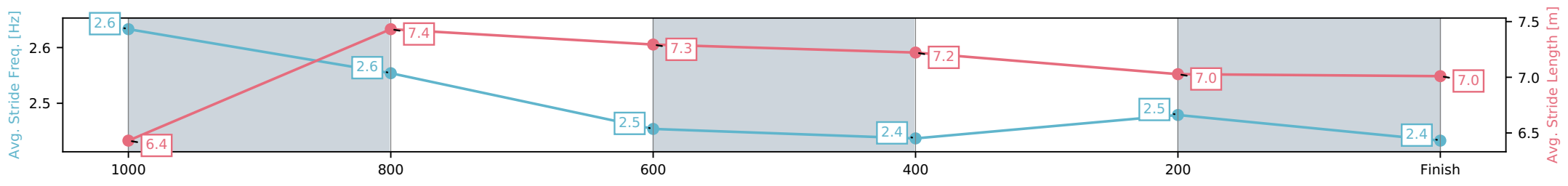
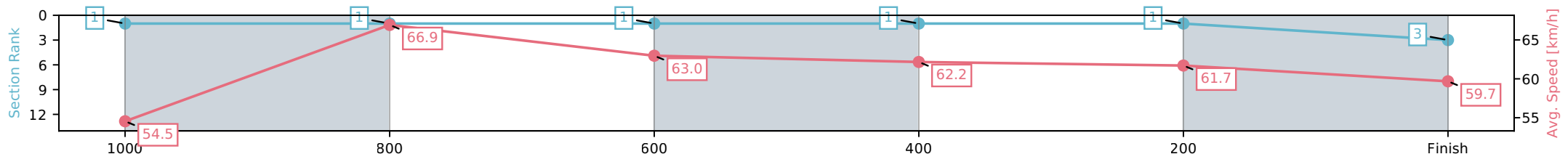
Horse/Jockey Name	Esprit Du Jour/Ben Thompson
Finish Rank	3
Fastest Section Time (Section)	0:10.76 (1000-800)
Top Speed [km/h] (Section)	68.9 (1000-800)
Race State	Finished



Ipswich QLD --Professional-2026-05-13  
 Race 3: IPSWICH PARTY HIRE Class 2 Handicap - 1200m  
 13 May 2026 - 1:44PM  
 Track Rating: Soft 6, Weather: Overcast, Rail Position: +4m Entire Circuit



Section	L1200	L1000	L800	L600	L400	L200
Section Times	1:10.64 (0:13.15)	0:57.49 [1] (0:10.76)	0:46.73 [1] (0:11.39)	0:35.34 [1] (0:11.54)	0:23.80 [1] (0:11.69)	0:12.11 [3] (0:12.11)
Average Speed [km/h]	54.5	66.9	63.0	62.2	61.7	59.7
Top Speed [km/h]	68.8	68.9	64.5	63.2	63.5	61.6
Avg. Dist. to Rail [m]	9.4	1.2	0.9	0.7	0.7	0.7
Avg. Stride Freq. [Hz]	2.6	2.6	2.5	2.4	2.5	2.4
Avg. Stride Length [m]	6.4	7.4	7.3	7.2	7.0	7.0



[ ] Ranking at each section and finish  
 -:-:- No data available at this section  
 NA No data available

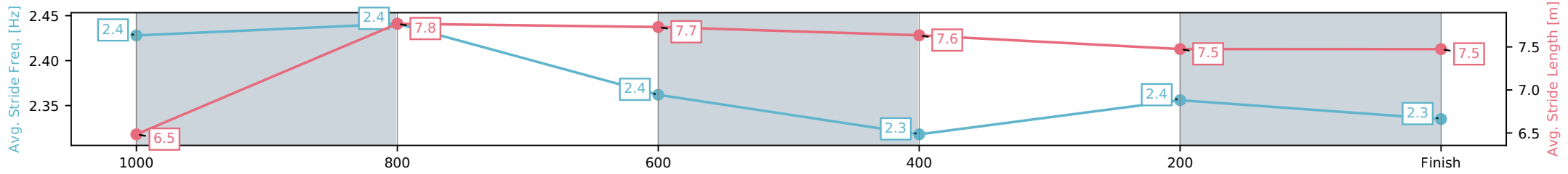
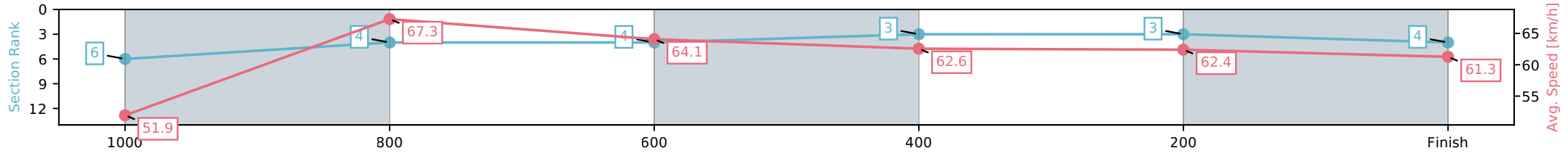
Horse/Jockey Name	Breezin'/Jaden Lloyd
Finish Rank	4
Fastest Section Time (Section)	0:10.71 (1000-800)
Top Speed [km/h] (Section)	68.0 (1000-800)
Race State	Finished



Ipswich QLD --Professional-2026-05-13  
 Race 3: IPSWICH PARTY HIRE Class 2 Handicap - 1200m  
 13 May 2026 - 1:44PM  
 Track Rating: Soft 6, Weather: Overcast, Rail Position: +4m Entire Circuit



Section	L1200	L1000	L800	L600	L400	L200
Section Times	1:10.68 (0:13.82)	0:56.86 [4] (0:10.71)	0:46.15 [4] (0:11.28)	0:34.88 [3] (0:11.50)	0:23.38 [3] (0:11.60)	0:11.78 [4] (0:11.78)
Average Speed [km/h]	51.9	67.3	64.1	62.6	62.4	61.3
Top Speed [km/h]	67.5	68.0	65.5	64.0	63.7	63.7
Avg. Dist. to Rail [m]	6.9	0.7	1.0	0.4	2.2	2.1
Avg. Stride Freq. [Hz]	2.4	2.4	2.4	2.3	2.4	2.3
Avg. Stride Length [m]	6.5	7.8	7.7	7.6	7.5	7.5



[ ] Ranking at each section and finish  
 -:-:- No data available at this section  
 NA No data available

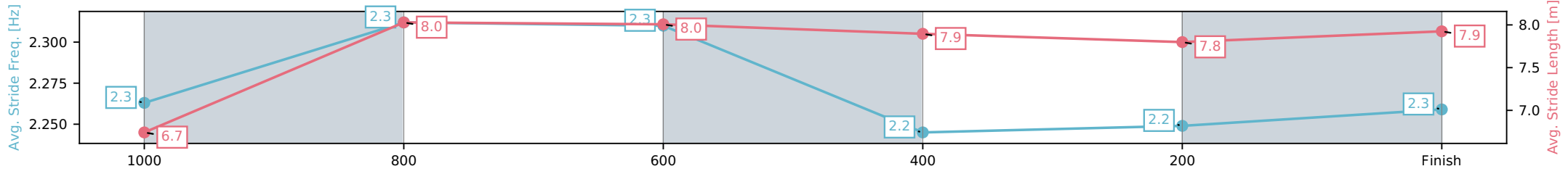
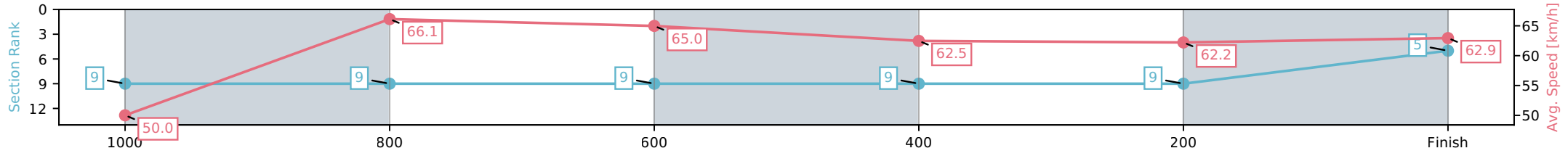
Horse/Jockey Name	Wiliamtheconqueror/Boris Thornton
Finish Rank	5
Fastest Section Time (Section)	0:10.85 (1000-800)
Top Speed [km/h] (Section)	66.6 (1000-800)
Race State	Finished



Ipswich QLD --Professional-2026-05-13  
 Race 3: IPSWICH PARTY HIRE Class 2 Handicap - 1200m  
 13 May 2026 - 1:44PM  
 Track Rating: Soft 6, Weather: Overcast, Rail Position: +4m Entire Circuit



Section	L1200	L1000	L800	L600	L400	L200
Section Times	1:10.70 (0:14.28)	0:56.42 [9] (0:10.85)	0:45.57 [9] (0:11.04)	0:34.54 [9] (0:11.52)	0:23.01 [9] (0:11.62)	0:11.39 [5] (0:11.39)
Average Speed [km/h]	50.0	66.1	65.0	62.5	62.2	62.9
Top Speed [km/h]	65.4	66.6	66.4	63.6	63.0	63.9
Avg. Dist. to Rail [m]	5.0	0.7	1.0	0.4	1.6	1.7
Avg. Stride Freq. [Hz]	2.3	2.3	2.3	2.2	2.2	2.3
Avg. Stride Length [m]	6.7	8.0	8.0	7.9	7.8	7.9



[ ] Ranking at each section and finish  
 -:-:- No data available at this section  
 NA No data available

Horse/Jockey Name	Cherrabah/Damien Boche
Finish Rank	6
Fastest Section Time (Section)	0:10.92 (1000-800)
Top Speed [km/h] (Section)	69.4 (1200 - 1000)
Race State	Finished



Ipswich QLD --Professional-2026-05-13

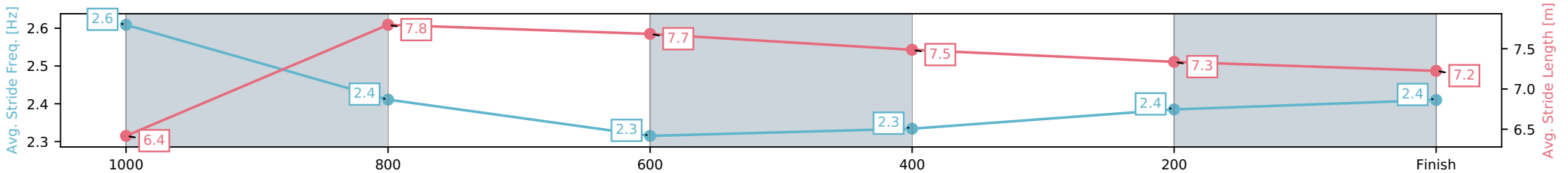
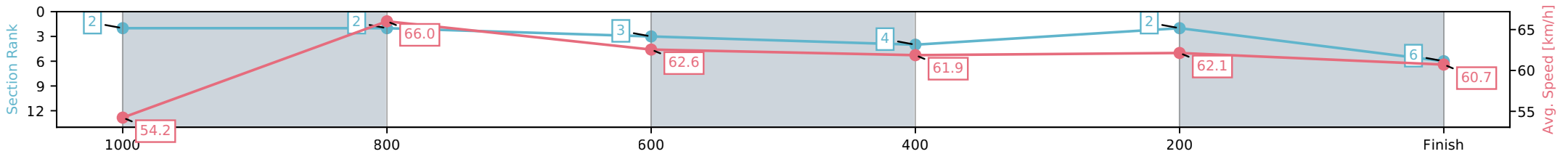
Race 3: IPSWICH PARTY HIRE Class 2 Handicap - 1200m

13 May 2026 - 1:44PM

Track Rating: Soft 6, Weather: Overcast, Rail Position: +4m Entire Circuit



Section	L1200	L1000	L800	L600	L400	L200
Section Times	1:10.72 (0:13.22)	0:57.50 [2] (0:10.92)	0:46.58 [3] (0:11.52)	0:35.05 [4] (0:11.64)	0:23.42 [2] (0:11.57)	0:11.84 [6] (0:11.84)
Average Speed [km/h]	54.2	66.0	62.6	61.9	62.1	60.7
Top Speed [km/h]	69.4	68.9	63.9	63.4	63.3	63.8
Avg. Dist. to Rail [m]	6.5	0.6	0.4	0.3	1.2	2.0
Avg. Stride Freq. [Hz]	2.6	2.4	2.3	2.3	2.4	2.4
Avg. Stride Length [m]	6.4	7.8	7.7	7.5	7.3	7.2



[ ] Ranking at each section and finish  
 -:-:- No data available at this section  
 NA No data available

Horse/Jockey Name	Canpikapony/Ryan Maloney
Finish Rank	7
Fastest Section Time (Section)	0:10.76 (1000-800)
Top Speed [km/h] (Section)	67.5 (1000-800)
Race State	Finished



Ipswich QLD --Professional-2026-05-13

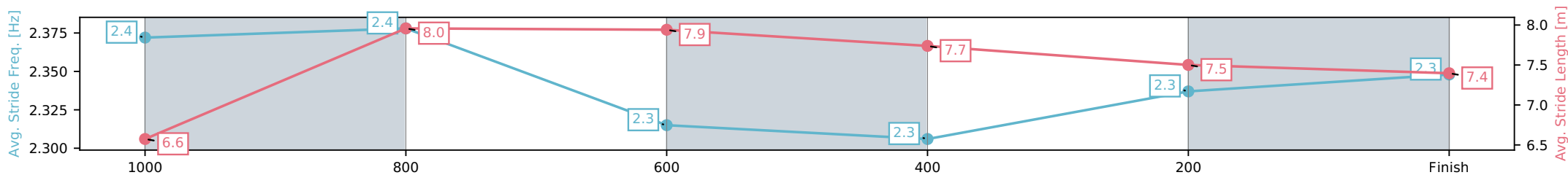
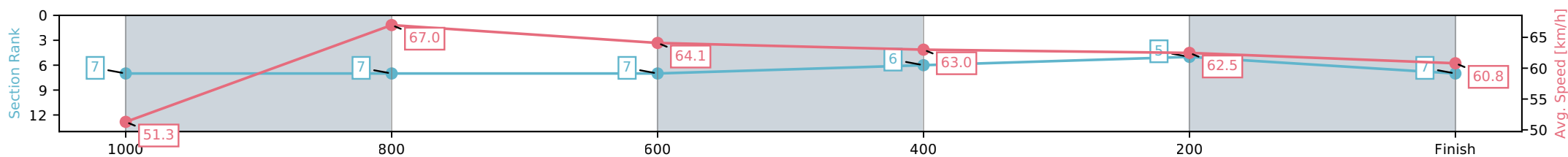
Race 3: IPSWICH PARTY HIRE Class 2 Handicap - 1200m

13 May 2026 - 1:44PM

Track Rating: Soft 6, Weather: Overcast, Rail Position: +4m Entire Circuit



Section	L1200	L1000	L800	L600	L400	L200
Section Times	1:10.86 (0:13.97)	0:56.89 [7] (0:10.76)	0:46.14 [7] (0:11.25)	0:34.89 [6] (0:11.45)	0:23.44 [5] (0:11.63)	0:11.81 [7] (0:11.81)
Average Speed [km/h]	51.3	67.0	64.1	63.0	62.5	60.8
Top Speed [km/h]	66.5	67.5	66.0	63.9	63.4	63.2
Avg. Dist. to Rail [m]	3.0	0.7	0.6	1.0	3.1	5.0
Avg. Stride Freq. [Hz]	2.4	2.4	2.3	2.3	2.3	2.3
Avg. Stride Length [m]	6.6	8.0	7.9	7.7	7.5	7.4



[ ] Ranking at each section and finish  
 -:-:- No data available at this section  
 NA No data available

Horse/Jockey Name	Summit/Kyle Wilson-Taylor
Finish Rank	8
Fastest Section Time (Section)	0:10.97 (1000-800)
Top Speed [km/h] (Section)	66.7 (1000-800)
Race State	Finished



Ipswich QLD --Professional-2026-05-13

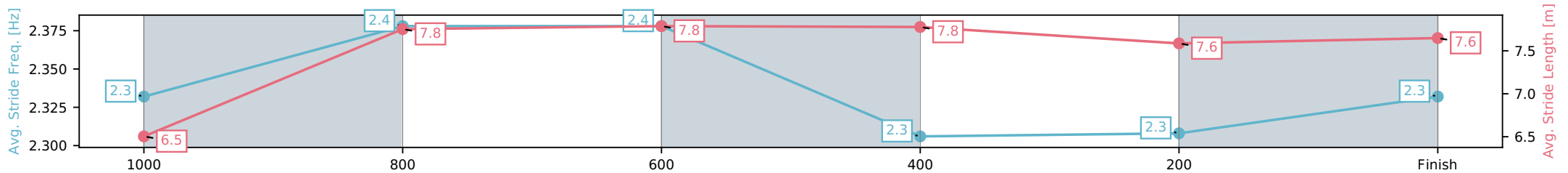
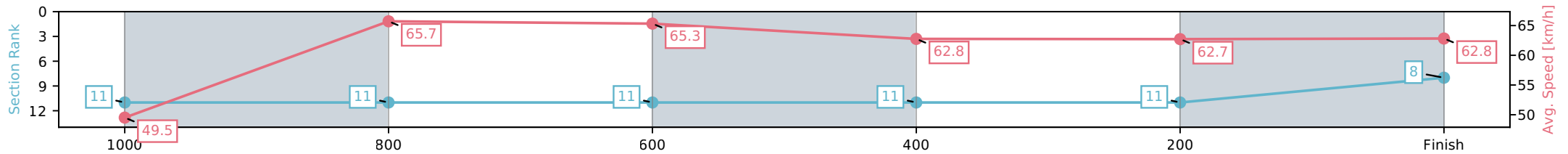
Race 3: IPSWICH PARTY HIRE Class 2 Handicap - 1200m

13 May 2026 - 1:44PM

Track Rating: Soft 6, Weather: Overcast, Rail Position: +4m Entire Circuit



Section	L1200	L1000	L800	L600	L400	L200
Section Times	1:10.92 (0:14.53)	0:56.39 [11] (0:10.97)	0:45.42 [11] (0:11.05)	0:34.37 [11] (0:11.48)	0:22.89 [11] (0:11.46)	0:11.43 [8] (0:11.43)
Average Speed [km/h]	49.5	65.7	65.3	62.8	62.7	62.8
Top Speed [km/h]	64.2	66.7	66.6	65.4	64.4	64.9
Avg. Dist. to Rail [m]	6.9	0.9	1.0	0.4	0.3	0.4
Avg. Stride Freq. [Hz]	2.3	2.4	2.4	2.3	2.3	2.3
Avg. Stride Length [m]	6.5	7.8	7.8	7.8	7.6	7.6



- [ ] Ranking at each section and finish
- :-:- No data available at this section
- NA No data available

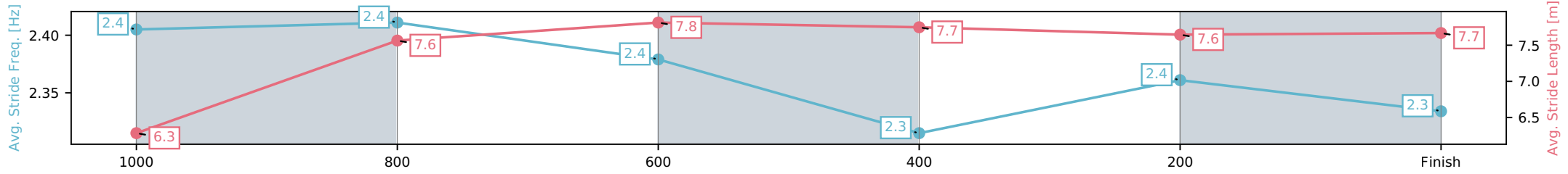
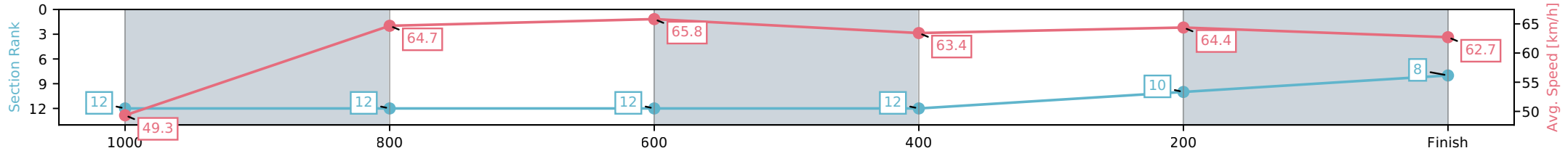
Horse/Jockey Name	Galpin/Fred Larson
Finish Rank	9
Fastest Section Time (Section)	0:10.96 (800-600)
Top Speed [km/h] (Section)	66.9 (800-600)
Race State	Finished



Ipswich QLD --Professional-2026-05-13  
 Race 3: IPSWICH PARTY HIRE Class 2 Handicap - 1200m  
 13 May 2026 - 1:44PM  
 Track Rating: Soft 6, Weather: Overcast, Rail Position: +4m Entire Circuit



Section	L1200	L1000	L800	L600	L400	L200
Section Times	1:10.92 (0:14.57)	0:56.35 [12] (0:11.13)	0:45.22 [12] (0:10.96)	0:34.26 [12] (0:11.42)	0:22.84 [10] (0:11.31)	0:11.53 [8] (0:11.53)
Average Speed [km/h]	49.3	64.7	65.8	63.4	64.4	62.7
Top Speed [km/h]	63.6	65.5	66.9	64.1	66.1	65.1
Avg. Dist. to Rail [m]	7.8	1.2	0.7	1.5	3.8	5.7
Avg. Stride Freq. [Hz]	2.4	2.4	2.4	2.3	2.4	2.3
Avg. Stride Length [m]	6.3	7.6	7.8	7.7	7.6	7.7



[ ] Ranking at each section and finish  
 -:-:- No data available at this section  
 NA No data available

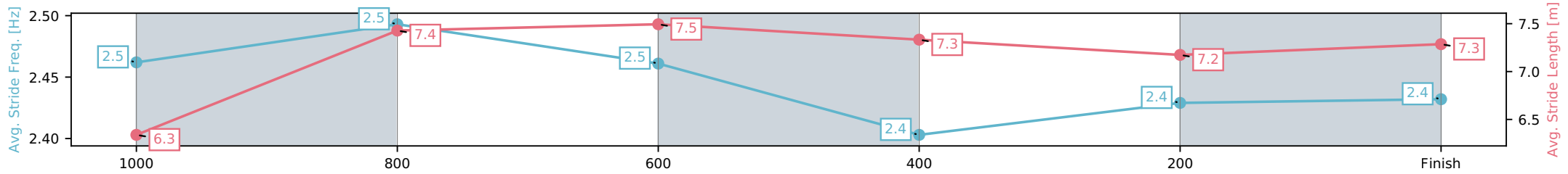
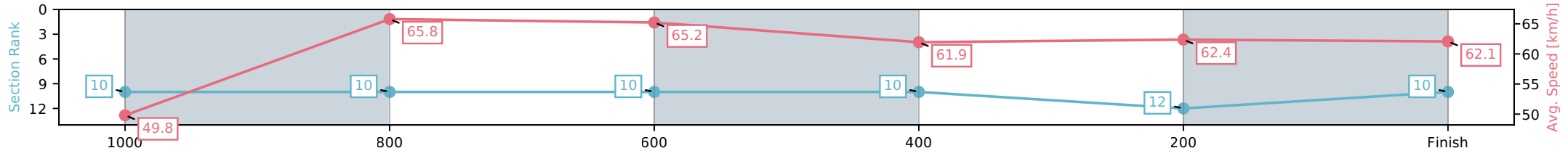
Horse/Jockey Name	Coincide/Taylor Marshall
Finish Rank	10
Fastest Section Time (Section)	0:10.90 (1000-800)
Top Speed [km/h] (Section)	66.6 (800-600)
Race State	Finished



Ipswich QLD --Professional-2026-05-13  
 Race 3: IPSWICH PARTY HIRE Class 2 Handicap - 1200m  
 13 May 2026 - 1:44PM  
 Track Rating: Soft 6, Weather: Overcast, Rail Position: +4m Entire Circuit



Section	L1200	L1000	L800	L600	L400	L200
Section Times	1:11.16 (0:14.42)	0:56.74 [10] (0:10.90)	0:45.84 [10] (0:11.03)	0:34.81 [10] (0:11.61)	0:23.20 [12] (0:11.58)	0:11.63 [10] (0:11.63)
Average Speed [km/h]	49.8	65.8	65.2	61.9	62.4	62.1
Top Speed [km/h]	65.8	66.4	66.6	63.6	64.7	64.4
Avg. Dist. to Rail [m]	1.6	1.0	0.3	0.4	1.5	3.3
Avg. Stride Freq. [Hz]	2.5	2.5	2.5	2.4	2.4	2.4
Avg. Stride Length [m]	6.3	7.4	7.5	7.3	7.2	7.3



[ ] Ranking at each section and finish  
 -:-:- No data available at this section  
 NA No data available

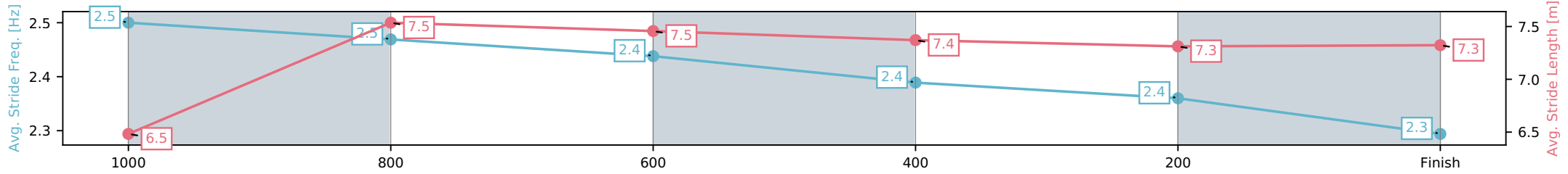
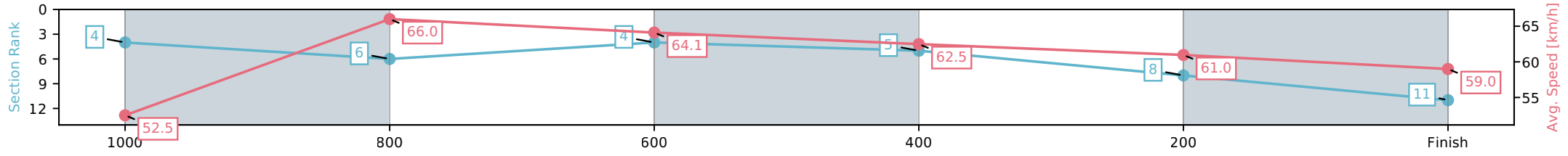
Horse/Jockey Name	Alleze/Jake Bayliss
Finish Rank	11
Fastest Section Time (Section)	0:10.90 (1000-800)
Top Speed [km/h] (Section)	67.3 (1000-800)
Race State	Finished



Ipswich QLD --Professional-2026-05-13  
 Race 3: IPSWICH PARTY HIRE Class 2 Handicap - 1200m  
 13 May 2026 - 1:44PM  
 Track Rating: Soft 6, Weather: Overcast, Rail Position: +4m Entire Circuit



Section	L1200	L1000	L800	L600	L400	L200
Section Times	1:11.46 (0:13.69)	0:57.77 [6] (0:10.90)	0:46.86 [4] (0:11.21)	0:35.66 [5] (0:11.54)	0:24.11 [8] (0:11.90)	0:12.21 [11] (0:12.21)
Average Speed [km/h]	52.5	66.0	64.1	62.5	61.0	59.0
Top Speed [km/h]	66.6	67.3	65.6	63.6	62.8	60.9
Avg. Dist. to Rail [m]	4.6	0.6	0.5	0.4	3.4	5.5
Avg. Stride Freq. [Hz]	2.5	2.5	2.4	2.4	2.4	2.3
Avg. Stride Length [m]	6.5	7.5	7.5	7.4	7.3	7.3



[ ] Ranking at each section and finish  
 -.-.- No data available at this section  
 NA No data available

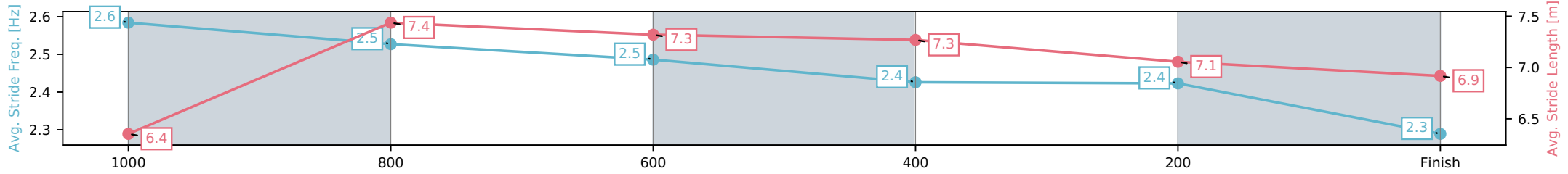
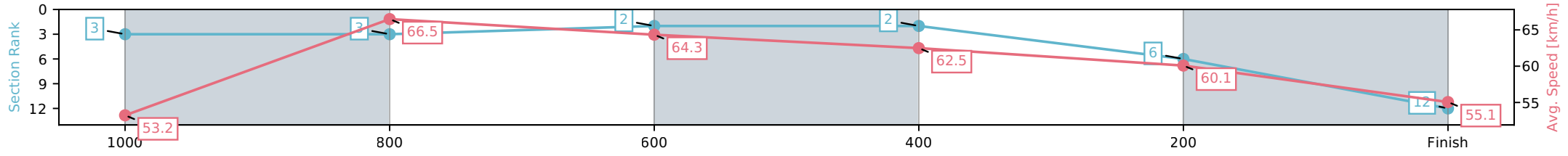
Horse/Jockey Name	Bold Bidder/Daniel Moor
Finish Rank	12
Fastest Section Time (Section)	0:10.80 (1000-800)
Top Speed [km/h] (Section)	67.6 (1000-800)
Race State	Finished



Ipswich QLD --Professional-2026-05-13  
 Race 3: IPSWICH PARTY HIRE Class 2 Handicap - 1200m  
 13 May 2026 - 1:44PM  
 Track Rating: Soft 6, Weather: Overcast, Rail Position: +4m Entire Circuit



Section	L1200	L1000	L800	L600	L400	L200
Section Times	1:12.23 (0:13.49)	0:58.74 [3] (0:10.80)	0:47.94 [2] (0:11.20)	0:36.74 [2] (0:11.57)	0:25.17 [6] (0:12.08)	0:13.09 [12] (0:13.09)
Average Speed [km/h]	53.2	66.5	64.3	62.5	60.1	55.1
Top Speed [km/h]	67.5	67.6	65.5	63.2	61.8	59.5
Avg. Dist. to Rail [m]	3.5	0.8	0.3	1.3	2.4	1.8
Avg. Stride Freq. [Hz]	2.6	2.5	2.5	2.4	2.4	2.3
Avg. Stride Length [m]	6.4	7.4	7.3	7.3	7.1	6.9



[ ] Ranking at each section and finish  
 -:-:- No data available at this section  
 NA No data available



# Ipswich QLD

Race 4: GORDON'S GIN BENCHMARK 78 Handicap - \*\*\*Weights Raised 2.0\*\*\* - 2170m

13 May 2026 - 2:19PM

Track Rating: Soft 6, Weather: Overcast, Rail Position: +4m Entire Circuit



Field Times (Race Tempo)      2:14.15 (0:12.44)      2:01.71 (0:11.02)      1:50.69 (0:11.52)      1:39.17 (0:12.22)      1:26.95 (0:12.33)      1:14.62 (0:12.42)      1:02.20 (0:12.30)      0:49.90 (0:12.56)

Rank	TAB#	Horse	Overall Time	First 400m	Top Speed km/h (Section)	L2170	L2000	L1800	L1600	L1400	L1200	L1000	L800
	(BAR#)	Jockey	Margin (DT-W)	Last 600m	Fastest Section (Time)	Start - 2000	2000 - 1800	1800 - 1600	1600 - 1400	1400 - 1200	1200 - 1000	1000 - 800	800 - 600
1	2	Punjabi Landing	2:14.15	0:25.83	65.2 (2000-1800)	2:14.15	2:01.25 [8]	1:50.06 [8]	1:37.99 [9]	1:25.72 [8]	1:13.55 [8]	1:01.02 [8]	0:48.72 [9]
	(2)	Mark Du Plessis		0:36.58	2000-1800 (0:11.19)	(0:12.90)	(0:11.19)	(0:12.07)	(0:12.27)	(0:12.17)	(0:12.53)	(0:12.30)	(0:12.13)
2	3	Captain Maverick	2:14.30	0:25.36	65.6 (2000-1800)	2:14.30	2:01.69 [3]	1:50.63 [3]	1:38.91 [3]	1:26.62 [4]	1:14.31 [4]	1:01.81 [4]	0:49.46 [3]
	(8)	Ben Thompson	0.9L (-12)	0:37.17	2000-1800 (0:11.06)	(0:12.61)	(0:11.06)	(0:11.72)	(0:12.29)	(0:12.30)	(0:12.50)	(0:12.36)	(0:12.29)
3	4	Our Turn Now	2:14.43	0:25.97	65.7 (2000-1800)	2:14.43	2:01.24 [9]	1:50.16 [9]	1:38.28 [8]	1:25.95 [9]	1:13.73 [9]	1:01.25 [9]	0:49.06 [8]
	(14)	Corey Sutherland	1.7L (-1)	0:37.01	2000-1800 (0:11.08)	(0:13.18)	(0:11.08)	(0:11.88)	(0:12.32)	(0:12.22)	(0:12.48)	(0:12.19)	(0:12.05)
4	7	Malecon	2:14.62	0:25.75	64.2 (2000-1800)	2:14.62	2:01.90 [6]	1:50.58 [7]	1:38.72 [7]	1:26.38 [7]	1:14.14 [7]	1:01.68 [7]	0:49.38 [7]
	(9)	Brandon Lerena	2.8L (-7)	0:37.17	2000-1800 (0:11.32)	(0:12.72)	(0:11.32)	(0:11.87)	(0:12.34)	(0:12.24)	(0:12.45)	(0:12.30)	(0:12.21)
5	1	El Jasor	2:14.78	0:25.62	65.2 (2000-1800)	2:14.78	2:02.05 [7]	1:50.86 [6]	1:38.99 [6]	1:26.75 [6]	1:14.48 [6]	1:01.96 [6]	0:49.65 [6]
	(7)	Daniel Moor	3.8L (-12)	0:37.43	2000-1800 (0:11.18)	(0:12.73)	(0:11.18)	(0:11.87)	(0:12.25)	(0:12.26)	(0:12.52)	(0:12.31)	(0:12.22)
6	5	Rock Ya	2:15.15	0:25.17	66.1 (2000-1800)	2:15.15	2:02.71 [1]	1:51.66 [2]	1:40.02 [2]	1:27.81 [2]	1:15.52 [2]	1:03.02 [2]	0:50.62 [2]
	(4)	Michael Rodd	5.9L (-15)	0:38.29	2000-1800 (0:11.06)	(0:12.44)	(0:11.06)	(0:11.64)	(0:12.21)	(0:12.28)	(0:12.50)	(0:12.40)	(0:12.33)
7	8	Picko Rocks	2:15.21	0:26.22	64.5 (2000-1800)	2:15.21	2:01.96 [10]	1:50.71 [10]	1:38.78 [10]	1:26.53 [10]	1:14.30 [10]	1:01.79 [10]	0:49.52 [10]
	(10)	Chelsea Baker	6.2L (-6)	0:37.50	2000-1800 (0:11.25)	(0:13.25)	(0:11.25)	(0:11.93)	(0:12.25)	(0:12.23)	(0:12.51)	(0:12.26)	(0:12.02)
8	14	O'caldino	2:15.26	0:25.12	67.5 (2000-1800)	2:15.26	2:02.68 [2]	1:51.80 [1]	1:40.28 [1]	1:28.06 [1]	1:15.73 [1]	1:03.31 [1]	0:51.01 [1]
	(12)	Robbie Dolan	6.5L (-13)	0:38.45	2000-1800 (0:10.88)	(0:12.58)	(0:10.88)	(0:11.52)	(0:12.22)	(0:12.33)	(0:12.42)	(0:12.30)	(0:12.56)
9	10	Artful Girl	2:15.36	0:25.39	66.2 (2000-1800)	2:15.36	2:02.73 [5]	1:51.65 [5]	1:39.97 [4]	1:27.88 [3]	1:15.39 [3]	1:02.88 [3]	0:50.52 [4]
	(11)	Tahlia Fenlon	7.1L (-2)	0:38.03	2000-1800 (0:11.07)	(0:12.63)	(0:11.07)	(0:11.69)	(0:12.09)	(0:12.50)	(0:12.50)	(0:12.37)	(0:12.49)
10	13	Aboveforty	2:17.20	0:25.42	65.5 (2000-1800)	2:17.20	2:04.57 [4]	1:53.50 [4]	1:41.80 [5]	1:29.50 [5]	1:17.18 [5]	1:04.69 [5]	0:52.34 [5]
	(1)	Benjamin Osmond	18.0L (-12)	0:40.02	2000-1800 (0:11.07)	(0:12.63)	(0:11.07)	(0:11.70)	(0:12.30)	(0:12.32)	(0:12.49)	(0:12.35)	(0:12.33)

Scratched: Galway Flyer (#6), Weona Redwood (#9), Captain Eagle (#11), Kiroro Peak (#12)

Report Created: Wed 13 May 2026

(Note: Races are conducted over an approximate distance as close as possible to the advertised distance, and recorded data may vary accordingly. Official times refer to race times only and do not include handicap times.)

[ ] Position in running at each section and finish      TAB# Saddle cloth number  
 -:-:- No data available at this section      BAR# Barrier/Gate Position  
 NA No data available      DNF Did not finish  
 DNT Did not track      DT-W Distance travelled compared to winner in metres

Fastest split  
 Fastest section

data processed by TRIPLESDATA



# Ipswich QLD

Race 4: GORDON'S GIN BENCHMARK 78 Handicap - \*\*\*Weights Raised 2.0\*\*\* - 2170m

13 May 2026 - 2:19PM

Track Rating: Soft 6, Weather: Overcast, Rail Position: +4m Entire Circuit



Field Times                      0:37.34    0:25.07    0:12.48  
(Race Tempo)                    (0:12.27)   (0:12.59)   (0:12.48)

Rank	TAB#	Horse	Overall Time	First 400m	Top Speed km/h (Section)	L600	L400	L200					
	(BAR#)	Jockey	Margin (DT-W)	Last 600m	Fastest Section (Time)	600 - 400	400 - 200	200 - Finish					
1	2	Punjabi Landing	2:14.15	0:25.83	65.2 (2000-1800)	0:36.59 [9]	0:24.55 [5]	0:12.47 [2]					
	(2)	Mark Du Plessis		0:36.58	2000-1800 (0:11.19)	(0:12.03)	(0:12.08)	(0:12.47)					
2	3	Captain Maverick	2:14.30	0:25.36	65.6 (2000-1800)	0:37.17 [3]	0:24.86 [3]	0:12.63 [1]					
	(8)	Ben Thompson	0.9L (-12)	0:37.17	2000-1800 (0:11.06)	(0:12.31)	(0:12.23)	(0:12.63)					
3	4	Our Turn Now	2:14.43	0:25.97	65.7 (2000-1800)	0:37.01 [7]	0:24.85 [4]	0:12.55 [4]					
	(14)	Corey Sutherland	1.7L (-1)	0:37.01	2000-1800 (0:11.08)	(0:12.16)	(0:12.30)	(0:12.55)					
4	7	Malecon	2:14.62	0:25.75	64.2 (2000-1800)	0:37.17 [8]	0:24.59 [9]	0:12.30 [7]					
	(9)	Brandon Lerena	2.8L (-7)	0:37.17	2000-1800 (0:11.32)	(0:12.58)	(0:12.29)	(0:12.30)					
5	1	El Jasor	2:14.78	0:25.62	65.2 (2000-1800)	0:37.43 [6]	0:25.11 [6]	0:12.76 [5]					
	(7)	Daniel Moor	3.8L (-12)	0:37.43	2000-1800 (0:11.18)	(0:12.32)	(0:12.35)	(0:12.76)					
6	5	Rock Ya	2:15.15	0:25.17	66.1 (2000-1800)	0:38.29 [2]	0:26.07 [1]	0:13.46 [3]					
	(4)	Michael Rodd	5.9L (-15)	0:38.29	2000-1800 (0:11.06)	(0:12.22)	(0:12.61)	(0:13.46)					
7	8	Picko Rocks	2:15.21	0:26.22	64.5 (2000-1800)	0:37.51 [10]	0:25.15 [10]	0:12.80 [8]					
	(10)	Chelsea Baker	6.2L (-6)	0:37.50	2000-1800 (0:11.25)	(0:12.36)	(0:12.34)	(0:12.80)					
8	14	O'caldino	2:15.26	0:25.12	67.5 (2000-1800)	0:38.45 [1]	0:25.92 [2]	0:13.07 [6]					
	(12)	Robbie Dolan	6.5L (-13)	0:38.45	2000-1800 (0:10.88)	(0:12.53)	(0:12.85)	(0:13.07)					
9	10	Artful Girl	2:15.36	0:25.39	66.2 (2000-1800)	0:38.02 [5]	0:25.50 [8]	0:12.64 [9]					
	(11)	Tahlia Fenlon	7.1L (-2)	0:38.03	2000-1800 (0:11.07)	(0:12.52)	(0:12.87)	(0:12.64)					
10	13	Aboveforty	2:17.20	0:25.42	65.5 (2000-1800)	0:40.01 [4]	0:27.39 [7]	0:14.30 [10]					
	(1)	Benjamin Osmond	18.0L (-12)	0:40.02	2000-1800 (0:11.07)	(0:12.63)	(0:13.09)	(0:14.30)					

Scratched: Galway Flyer (#6), Weona Redwood (#9), Captain Eagle (#11), Kiroro Peak (#12)

Report Created: Wed 13 May 2026

(Note: Races are conducted over an approximate distance as close as possible to the advertised distance, and recorded data may vary accordingly. Official times refer to race times only and do not include handicap times.)

[ ] Position in running at each section and finish    TAB# Saddle cloth number  
 -:-:- No data available at this section                    BAR# Barrier/Gate Position  
 NA No data available                                        DNF Did not finish  
 DNT Did not track    DT-W Distance travelled compared to winner in metres

Fastest split  
 Fastest section

data processed by **TRIPLESDATA**

Horse/Jockey Name	Punjabi Landing/Mark Du Plessis
Finish Rank	1
Fastest Section Time (Section)	0:11.19 (2000-1800)
Top Speed [km/h] (Section)	65.2 (2000-1800)
Race State	Finished



Ipswich QLD --Professional-2026-05-13

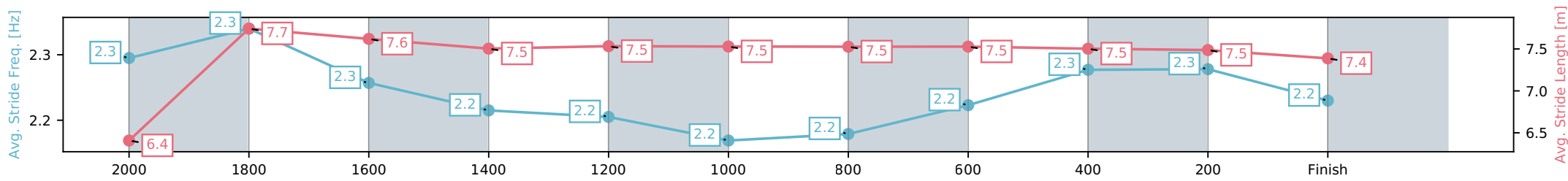
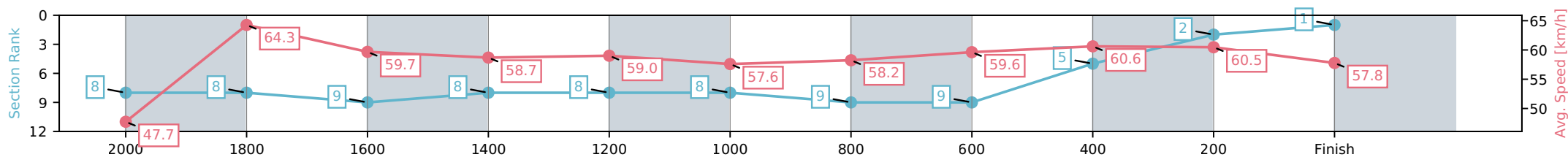
Race 4: GORDON'S GIN BENCHMARK 78 Handicap -  
 \*\*\*Weights Raised 2.0\*\*\* - 2170m

13 May 2026 - 2:19PM

Track Rating: Soft 6, Weather: Overcast, Rail Position: +4m Entire Circuit



Section	L2170	L2000	L1800	L1600	L1400	L1200	L1000	L800	L600	L400	L200
Section Times	2:14.15 (0:12.90)	2:01.25 [8] (0:11.19)	1:50.06 [9] (0:12.07)	1:37.99 [8] (0:12.27)	1:25.72 [8] (0:12.17)	1:13.55 [8] (0:12.53)	1:01.02 [9] (0:12.30)	0:48.72 [9] (0:12.13)	0:36.59 [5] (0:12.03)	0:24.55 [2] (0:12.08)	0:12.47 [1] (0:12.47)
Average Speed [km/h]	47.7	64.3	59.7	58.7	59.0	57.6	58.2	59.6	60.6	60.5	57.8
Top Speed [km/h]	62.8	65.2	62.9	59.9	59.8	59.1	59.4	61.1	61.2	61.2	59.6
Avg. Dist. to Rail [m]	1.6	0.4	0.6	0.3	0.4	0.6	1.2	1.4	3.8	4.7	6.9
Avg. Stride Freq. [Hz]	2.3	2.3	2.3	2.2	2.2	2.2	2.2	2.2	2.3	2.3	2.2
Avg. Stride Length [m]	6.4	7.7	7.6	7.5	7.5	7.5	7.5	7.5	7.5	7.5	7.4



- [ ] Ranking at each section and finish
- :-:- No data available at this section
- NA No data available

Horse/Jockey Name	Captain Maverick/Ben Thompson
Finish Rank	2
Fastest Section Time (Section)	0:11.06 (2000-1800)
Top Speed [km/h] (Section)	65.6 (2000-1800)
Race State	Finished



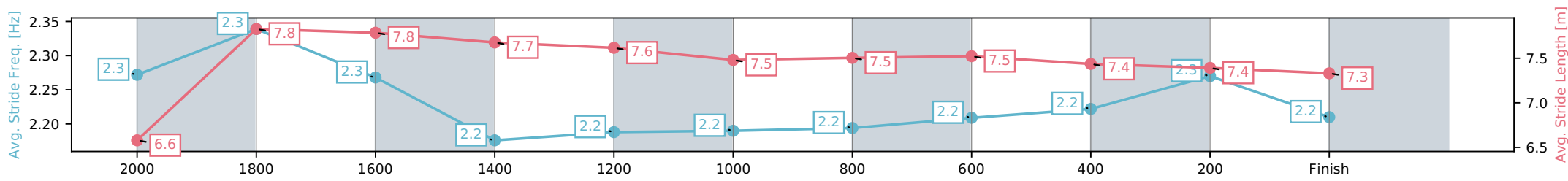
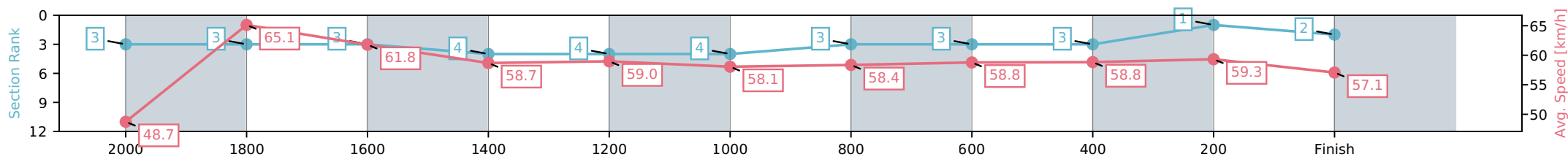
Ipswich QLD --Professional-2026-05-13  
 Race 4: GORDON'S GIN BENCHMARK 78 Handicap -  
 \*\*\*Weights Raised 2.0\*\*\* - 2170m

13 May 2026 - 2:19PM

Track Rating: Soft 6, Weather: Overcast, Rail Position: +4m Entire Circuit



Section	L2170	L2000	L1800	L1600	L1400	L1200	L1000	L800	L600	L400	L200
Section Times	2:14.30 (0:12.61)	2:01.69 [3] (0:11.06)	1:50.63 [3] (0:11.72)	1:38.91 [4] (0:12.29)	1:26.62 [4] (0:12.30)	1:14.31 [4] (0:12.50)	1:01.81 [3] (0:12.36)	0:49.46 [3] (0:12.29)	0:37.17 [3] (0:12.31)	0:24.86 [1] (0:12.23)	0:12.63 [2] (0:12.63)
Average Speed [km/h]	48.7	65.1	61.8	58.7	59.0	58.1	58.4	58.8	58.8	59.3	57.1
Top Speed [km/h]	64.0	65.6	64.1	59.9	59.4	58.8	59.0	59.5	59.6	59.8	58.7
Avg. Dist. to Rail [m]	4.9	2.2	0.8	1.5	1.5	2.3	0.8	1.0	1.4	3.1	4.9
Avg. Stride Freq. [Hz]	2.3	2.3	2.3	2.2	2.2	2.2	2.2	2.2	2.2	2.3	2.2
Avg. Stride Length [m]	6.6	7.8	7.8	7.7	7.6	7.5	7.5	7.5	7.4	7.4	7.3



- [ ] Ranking at each section and finish
- :-:- No data available at this section
- NA No data available

Horse/Jockey Name	Our Turn Now/Corey Sutherland
Finish Rank	3
Fastest Section Time (Section)	0:11.08 (2000-1800)
Top Speed [km/h] (Section)	65.7 (2000-1800)
Race State	Finished



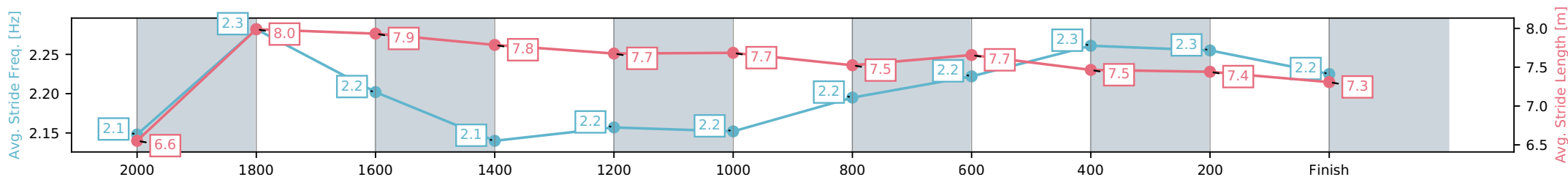
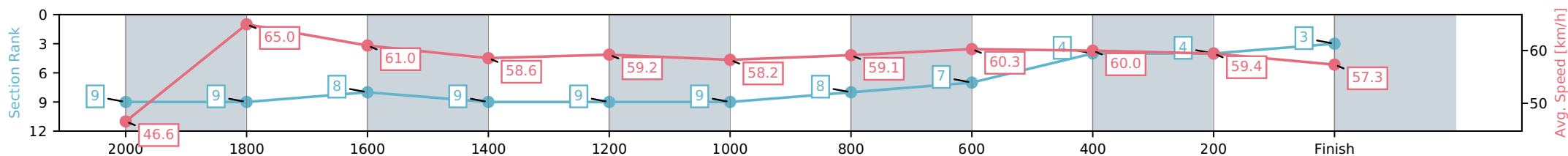
Ipswich QLD --Professional-2026-05-13  
 Race 4: GORDON'S GIN BENCHMARK 78 Handicap -  
 \*\*\*Weights Raised 2.0\*\*\* - 2170m

13 May 2026 - 2:19PM

Track Rating: Soft 6, Weather: Overcast, Rail Position: +4m Entire Circuit



Section	L2170	L2000	L1800	L1600	L1400	L1200	L1000	L800	L600	L400	L200
Section Times	2:14.43 (0:13.18)	2:01.24 [9] (0:11.08)	1:50.16 [8] (0:11.88)	1:38.28 [9] (0:12.32)	1:25.95 [9] (0:12.22)	1:13.73 [9] (0:12.48)	1:01.25 [8] (0:12.19)	0:49.06 [7] (0:12.05)	0:37.01 [4] (0:12.16)	0:24.85 [4] (0:12.30)	0:12.55 [3] (0:12.55)
Average Speed [km/h]	46.6	65.0	61.0	58.6	59.2	58.2	59.1	60.3	60.0	59.4	57.3
Top Speed [km/h]	63.4	65.7	63.7	59.5	60.4	60.0	60.8	61.3	61.1	60.3	58.7
Avg. Dist. to Rail [m]	8.7	1.2	0.9	1.5	1.5	2.0	1.1	2.2	3.6	4.4	5.2
Avg. Stride Freq. [Hz]	2.1	2.3	2.2	2.1	2.2	2.2	2.2	2.2	2.3	2.3	2.2
Avg. Stride Length [m]	6.6	8.0	7.9	7.8	7.7	7.7	7.5	7.7	7.5	7.4	7.3



- [ ] Ranking at each section and finish
- :-:- No data available at this section
- NA No data available

Horse/Jockey Name	Malecon/Brandon Lerena
Finish Rank	4
Fastest Section Time (Section)	0:11.32 (2000-1800)
Top Speed [km/h] (Section)	64.2 (2000-1800)
Race State	Finished



Ipswich QLD --Professional-2026-05-13

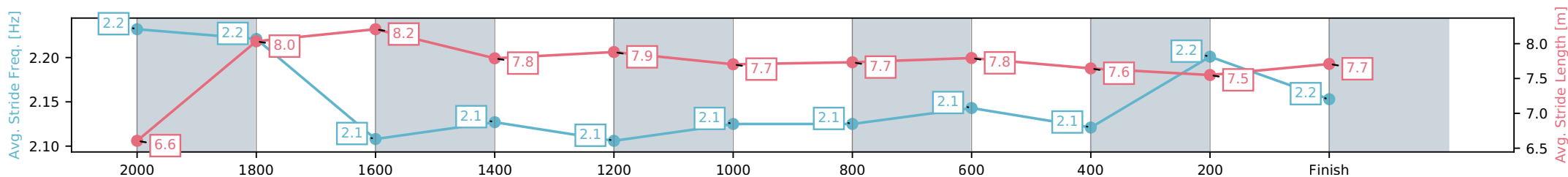
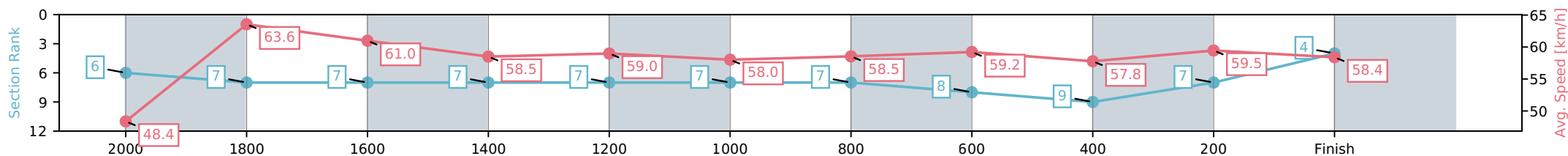
Race 4: GORDON'S GIN BENCHMARK 78 Handicap -  
 \*\*\*Weights Raised 2.0\*\*\* - 2170m

13 May 2026 - 2:19PM

Track Rating: Soft 6, Weather: Overcast, Rail Position: +4m Entire Circuit



Section	L2170	L2000	L1800	L1600	L1400	L1200	L1000	L800	L600	L400	L200
Section Times	2:14.62 (0:12.72)	2:01.90 [7] (0:11.32)	1:50.58 [7] (0:11.87)	1:38.72 [7] (0:12.34)	1:26.38 [7] (0:12.24)	1:14.14 [7] (0:12.45)	1:01.68 [7] (0:12.30)	0:49.38 [8] (0:12.21)	0:37.17 [9] (0:12.58)	0:24.59 [7] (0:12.29)	0:12.30 [4] (0:12.30)
Average Speed [km/h]	48.4	63.6	61.0	58.5	59.0	58.0	58.5	59.2	57.8	59.5	58.4
Top Speed [km/h]	63.6	64.2	63.9	60.5	59.5	59.7	60.1	60.3	58.7	60.2	60.2
Avg. Dist. to Rail [m]	6.7	3.1	0.8	1.8	0.8	1.1	0.5	1.3	2.1	4.3	3.9
Avg. Stride Freq. [Hz]	2.2	2.2	2.1	2.1	2.1	2.1	2.1	2.1	2.1	2.2	2.2
Avg. Stride Length [m]	6.6	8.0	8.2	7.8	7.9	7.7	7.7	7.8	7.6	7.5	7.7



- [ ] Ranking at each section and finish
- :-:- No data available at this section
- NA No data available

Horse/Jockey Name	El Jasor/Daniel Moor
Finish Rank	5
Fastest Section Time (Section)	0:11.18 (2000-1800)
Top Speed [km/h] (Section)	65.2 (2000-1800)
Race State	Finished



Ipswich QLD --Professional-2026-05-13

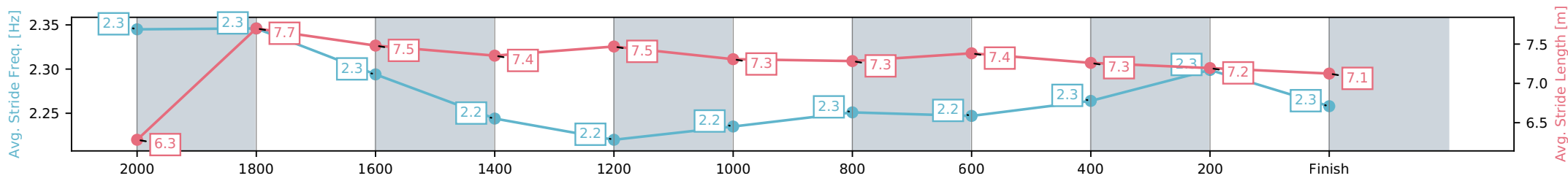
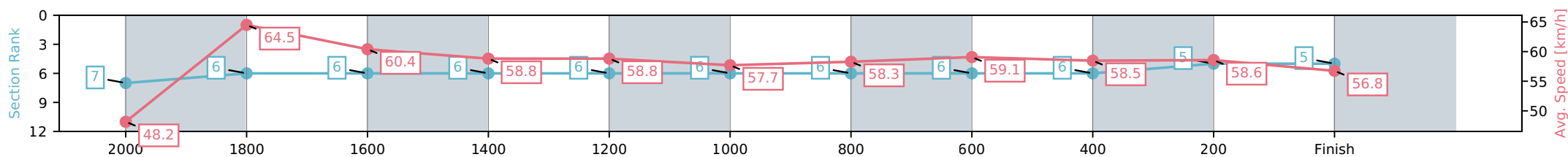
Race 4: GORDON'S GIN BENCHMARK 78 Handicap -  
\*\*\*Weights Raised 2.0\*\*\* - 2170m

13 May 2026 - 2:19PM

Track Rating: Soft 6, Weather: Overcast, Rail Position: +4m Entire Circuit



Section	L2170	L2000	L1800	L1600	L1400	L1200	L1000	L800	L600	L400	L200
Section Times	2:14.78 (0:12.73)	2:02.05 [6] (0:11.18)	1:50.86 [6] (0:11.87)	1:38.99 [6] (0:12.25)	1:26.75 [6] (0:12.26)	1:14.48 [6] (0:12.52)	1:01.96 [6] (0:12.31)	0:49.65 [6] (0:12.22)	0:37.43 [6] (0:12.32)	0:25.11 [5] (0:12.35)	0:12.76 [5] (0:12.76)
Average Speed [km/h]	48.2	64.5	60.4	58.8	58.8	57.7	58.3	59.1	58.5	58.6	56.8
Top Speed [km/h]	63.4	65.2	63.0	59.7	59.2	58.8	59.0	59.7	58.9	59.1	58.0
Avg. Dist. to Rail [m]	3.1	0.7	0.4	0.2	0.3	0.9	0.7	0.4	0.6	2.0	2.0
Avg. Stride Freq. [Hz]	2.3	2.3	2.3	2.2	2.2	2.2	2.3	2.2	2.3	2.3	2.3
Avg. Stride Length [m]	6.3	7.7	7.5	7.4	7.5	7.3	7.3	7.4	7.3	7.2	7.1



- [ ] Ranking at each section and finish
- :-:- No data available at this section
- NA No data available

Horse/Jockey Name	Rock Ya/Michael Rodd
Finish Rank	6
Fastest Section Time (Section)	0:11.06 (2000-1800)
Top Speed [km/h] (Section)	66.1 (2000-1800)
Race State	Finished



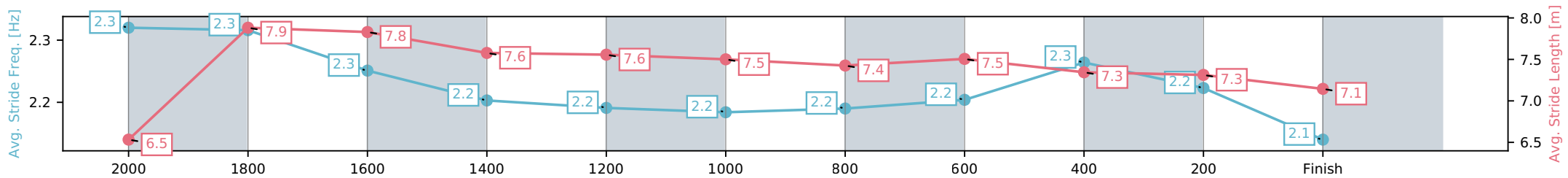
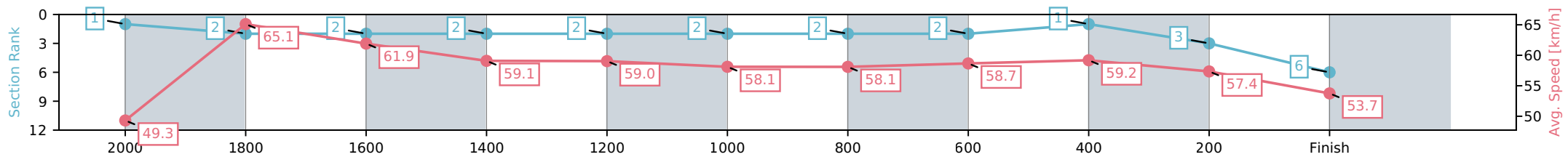
Ipswich QLD --Professional-2026-05-13  
 Race 4: GORDON'S GIN BENCHMARK 78 Handicap -  
 \*\*\*Weights Raised 2.0\*\*\* - 2170m

13 May 2026 - 2:19PM

Track Rating: Soft 6, Weather: Overcast, Rail Position: +4m Entire Circuit



Section	L2170	L2000	L1800	L1600	L1400	L1200	L1000	L800	L600	L400	L200
Section Times	2:15.15 (0:12.44)	2:02.71 [2] (0:11.06)	1:51.66 [2] (0:11.64)	1:40.02 [2] (0:12.21)	1:27.81 [2] (0:12.28)	1:15.52 [2] (0:12.50)	1:03.02 [2] (0:12.40)	0:50.62 [2] (0:12.33)	0:38.29 [1] (0:12.22)	0:26.07 [3] (0:12.61)	0:13.46 [6] (0:13.46)
Average Speed [km/h]	49.3	65.1	61.9	59.1	59.0	58.1	58.1	58.7	59.2	57.4	53.7
Top Speed [km/h]	63.1	66.1	64.8	59.7	59.5	58.8	59.2	59.2	59.9	58.8	55.7
Avg. Dist. to Rail [m]	3.2	0.7	0.7	1.5	1.6	2.4	1.0	1.2	1.2	1.2	0.5
Avg. Stride Freq. [Hz]	2.3	2.3	2.3	2.2	2.2	2.2	2.2	2.2	2.3	2.2	2.1
Avg. Stride Length [m]	6.5	7.9	7.8	7.6	7.6	7.5	7.4	7.5	7.3	7.3	7.1



- [ ] Ranking at each section and finish
- :-:- No data available at this section
- NA No data available

Horse/Jockey Name	Picko Rocks/Chelsea Baker
Finish Rank	7
Fastest Section Time (Section)	0:11.25 (2000-1800)
Top Speed [km/h] (Section)	64.5 (2000-1800)
Race State	Finished



Ipswich QLD --Professional-2026-05-13

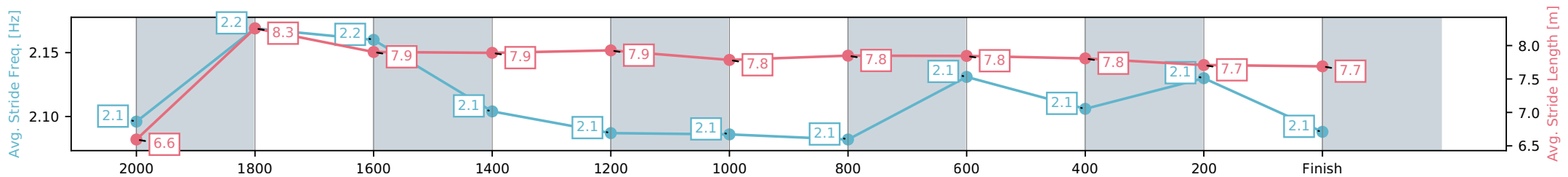
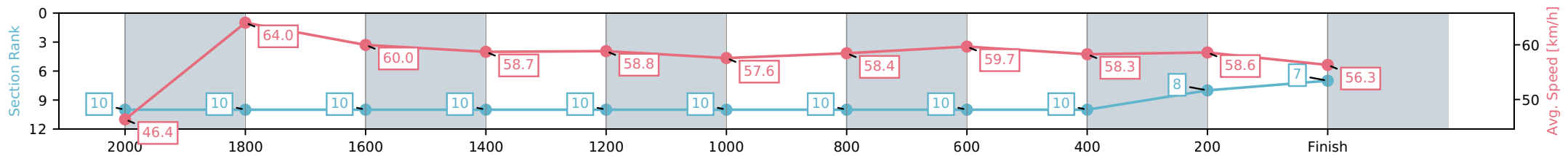
Race 4: GORDON'S GIN BENCHMARK 78 Handicap -  
 \*\*\*Weights Raised 2.0\*\*\* - 2170m

13 May 2026 - 2:19PM

Track Rating: Soft 6, Weather: Overcast, Rail Position: +4m Entire Circuit



Section	L2170	L2000	L1800	L1600	L1400	L1200	L1000	L800	L600	L400	L200
Section Times	2:15.21 (0:13.25)	2:01.96 [10] (0:11.25)	1:50.71 [10] (0:11.93)	1:38.78 [10] (0:12.25)	1:26.53 [10] (0:12.23)	1:14.30 [10] (0:12.51)	1:01.79 [10] (0:12.26)	0:49.52 [10] (0:12.02)	0:37.51 [10] (0:12.36)	0:25.15 [8] (0:12.34)	0:12.80 [7] (0:12.80)
Average Speed [km/h]	46.4	64.0	60.0	58.7	58.8	57.6	58.4	59.7	58.3	58.6	56.3
Top Speed [km/h]	62.7	64.5	63.4	60.5	59.9	59.0	59.3	60.3	59.9	58.8	58.8
Avg. Dist. to Rail [m]	4.3	0.6	0.8	0.2	0.2	0.5	1.3	0.9	0.4	1.4	0.8
Avg. Stride Freq. [Hz]	2.1	2.2	2.2	2.1	2.1	2.1	2.1	2.1	2.1	2.1	2.1
Avg. Stride Length [m]	6.6	8.3	7.9	7.9	7.9	7.8	7.8	7.8	7.8	7.7	7.7



[ ] Ranking at each section and finish  
 -:-:- No data available at this section  
 NA No data available

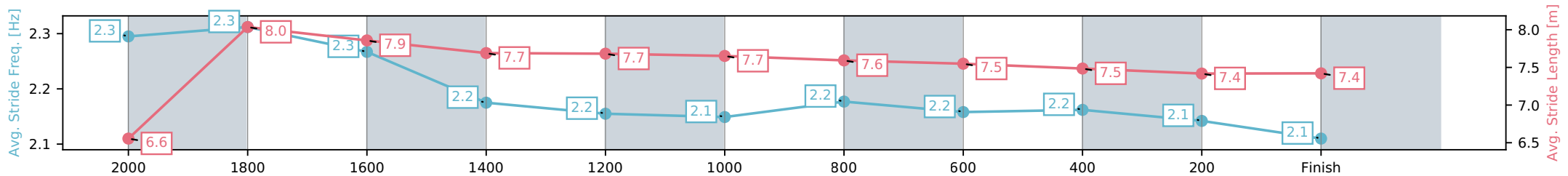
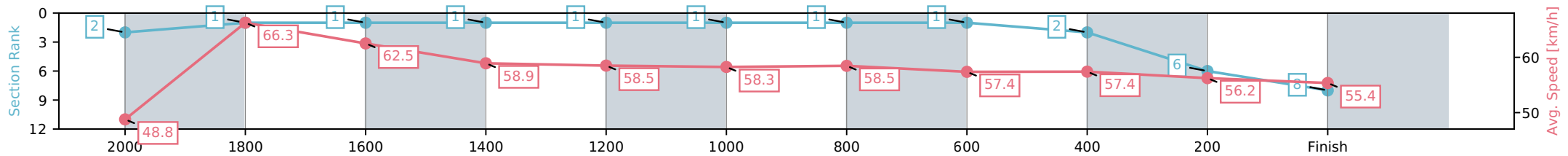
Horse/Jockey Name	O'caldino/Robbie Dolan
Finish Rank	8
Fastest Section Time (Section)	0:10.88 (2000-1800)
Top Speed [km/h] (Section)	67.5 (2000-1800)
Race State	Finished



Ipswich QLD --Professional-2026-05-13  
 Race 4: GORDON'S GIN BENCHMARK 78 Handicap -  
 \*\*\*Weights Raised 2.0\*\*\* - 2170m  
 13 May 2026 - 2:19PM  
 Track Rating: Soft 6, Weather: Overcast, Rail Position: +4m Entire Circuit



Section	L2170	L2000	L1800	L1600	L1400	L1200	L1000	L800	L600	L400	L200
Section Times	2:15.26 (0:12.58)	2:02.68 [1] (0:10.88)	1:51.80 [1] (0:11.52)	1:40.28 [1] (0:12.22)	1:28.06 [1] (0:12.33)	1:15.73 [1] (0:12.42)	1:03.31 [1] (0:12.30)	0:51.01 [1] (0:12.56)	0:38.45 [2] (0:12.53)	0:25.92 [6] (0:12.85)	0:13.07 [8] (0:13.07)
Average Speed [km/h]	48.8	66.3	62.5	58.9	58.5	58.3	58.5	57.4	57.4	56.2	55.4
Top Speed [km/h]	65.2	67.5	65.2	60.8	59.1	58.8	58.8	58.6	58.3	57.1	56.3
Avg. Dist. to Rail [m]	10.5	6.1	0.5	0.6	0.5	1.2	0.8	0.6	0.3	1.6	1.4
Avg. Stride Freq. [Hz]	2.3	2.3	2.3	2.2	2.2	2.1	2.2	2.2	2.2	2.1	2.1
Avg. Stride Length [m]	6.6	8.0	7.9	7.7	7.7	7.7	7.6	7.5	7.5	7.4	7.4



- [ ] Ranking at each section and finish
- :-:- No data available at this section
- NA No data available

Horse/Jockey Name	Artful Girl/Tahlia Fenlon
Finish Rank	9
Fastest Section Time (Section)	0:11.07 (2000-1800)
Top Speed [km/h] (Section)	66.2 (2000-1800)
Race State	Finished



Ipswich QLD --Professional-2026-05-13

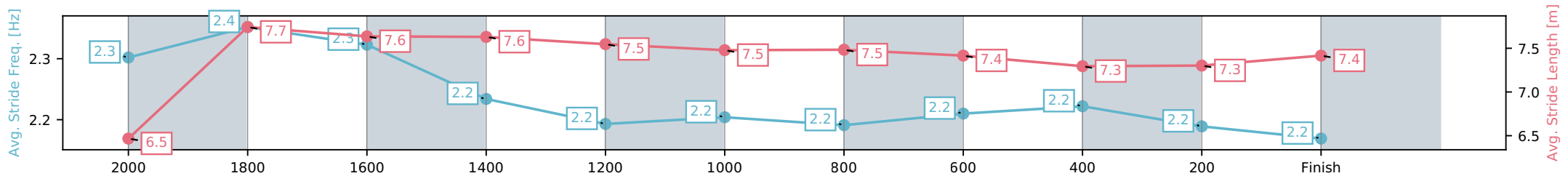
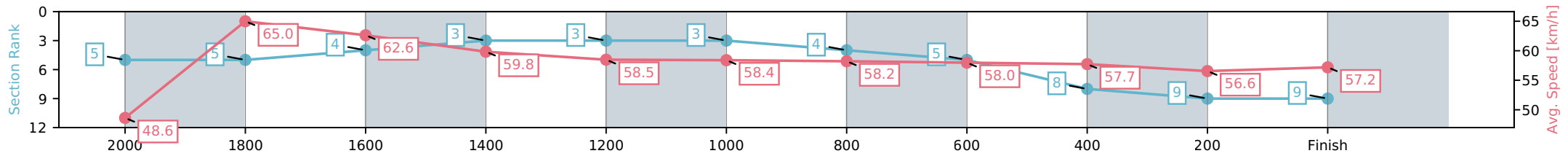
Race 4: GORDON'S GIN BENCHMARK 78 Handicap -  
 \*\*\*Weights Raised 2.0\*\*\* - 2170m

13 May 2026 - 2:19PM

Track Rating: Soft 6, Weather: Overcast, Rail Position: +4m Entire Circuit



Section	L2170	L2000	L1800	L1600	L1400	L1200	L1000	L800	L600	L400	L200
Section Times	2:15.36 (0:12.63)	2:02.73 [5] (0:11.07)	1:51.65 [4] (0:11.69)	1:39.97 [3] (0:12.09)	1:27.88 [3] (0:12.50)	1:15.39 [3] (0:12.50)	1:02.88 [4] (0:12.37)	0:50.52 [5] (0:12.49)	0:38.02 [8] (0:12.52)	0:25.50 [9] (0:12.87)	0:12.64 [9] (0:12.64)
Average Speed [km/h]	48.6	65.0	62.6	59.8	58.5	58.4	58.2	58.0	57.7	56.6	57.2
Top Speed [km/h]	64.5	66.2	64.7	61.9	59.4	59.4	59.1	58.8	58.3	57.7	57.8
Avg. Dist. to Rail [m]	8.4	4.9	2.2	3.2	3.7	3.5	0.9	1.4	1.3	3.5	3.8
Avg. Stride Freq. [Hz]	2.3	2.4	2.3	2.2	2.2	2.2	2.2	2.2	2.2	2.2	2.2
Avg. Stride Length [m]	6.5	7.7	7.6	7.6	7.5	7.5	7.5	7.4	7.3	7.3	7.4



- [ ] Ranking at each section and finish
- :-:- No data available at this section
- NA No data available

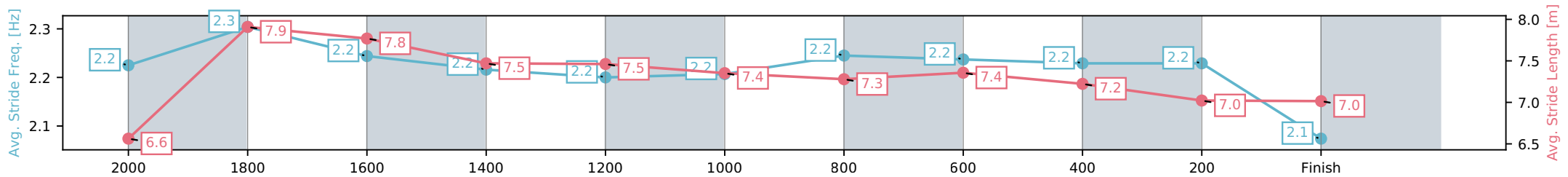
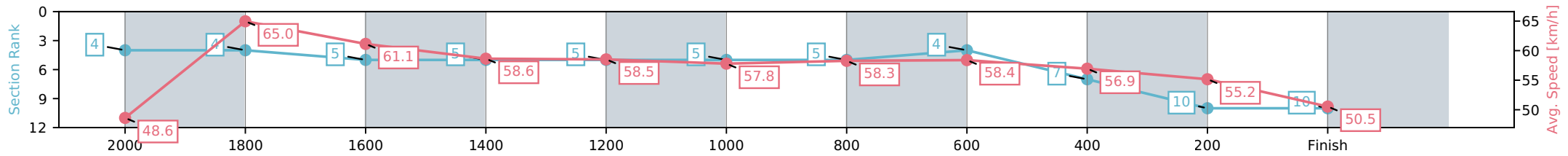
Horse/Jockey Name	Aboveforty/Benjamin Osmond
Finish Rank	10
Fastest Section Time (Section)	0:11.07 (2000-1800)
Top Speed [km/h] (Section)	65.5 (2000-1800)
Race State	Finished



Ipswich QLD --Professional-2026-05-13  
 Race 4: GORDON'S GIN BENCHMARK 78 Handicap -  
 \*\*\*Weights Raised 2.0\*\*\* - 2170m  
 13 May 2026 - 2:19PM  
 Track Rating: Soft 6, Weather: Overcast, Rail Position: +4m Entire Circuit



Section	L2170	L2000	L1800	L1600	L1400	L1200	L1000	L800	L600	L400	L200
Section Times	2:17.20 (0:12.63)	2:04.57 [4] (0:11.07)	1:53.50 [5] (0:11.70)	1:41.80 [5] (0:12.30)	1:29.50 [5] (0:12.32)	1:17.18 [5] (0:12.49)	1:04.69 [5] (0:12.35)	0:52.34 [4] (0:12.33)	0:40.01 [7] (0:12.63)	0:27.39 [10] (0:13.09)	0:14.30 [10] (0:14.30)
Average Speed [km/h]	48.6	65.0	61.1	58.6	58.5	57.8	58.3	58.4	56.9	55.2	50.5
Top Speed [km/h]	63.1	65.5	63.4	59.5	58.9	58.6	58.8	58.9	58.0	56.2	54.2
Avg. Dist. to Rail [m]	1.3	0.5	0.9	0.3	0.5	1.1	0.7	0.2	0.2	1.0	1.0
Avg. Stride Freq. [Hz]	2.2	2.3	2.2	2.2	2.2	2.2	2.2	2.2	2.2	2.2	2.1
Avg. Stride Length [m]	6.6	7.9	7.8	7.5	7.5	7.4	7.3	7.4	7.2	7.0	7.0



- [ ] Ranking at each section and finish
- :-:- No data available at this section
- NA No data available



Ipswich QLD  
 Race 5: GREAT NORTHERN BENCHMARK 70 Handicap - 1350m  
 13 May 2026 - 2:55PM



Track Rating: Soft 6, Weather: Overcast, Rail Position: +4m Entire Circuit

Field Times (Race Tempo)      1:21.48 (0:11.33)    1:10.15 (0:11.51)    0:58.64 (0:12.04)    0:46.60 (0:11.88)    0:34.72 (0:11.60)    0:23.12 (0:11.35)    0:11.77 (0:11.77)

Rank	TAB#	Horse	Overall Time	First 400m	Top Speed km/h (Section)	L1350	L1200	L1000	L800	L600	L400	L200	
	(BAR#)	Jockey	Margin (DT-W)	Last 600m	Fastest Section (Time)	Start - 1200	1200 - 1000	1000 - 800	800 - 600	600 - 400	400 - 200	200 - Finish	
1	10	Saint Aldwyn	1:21.48	0:26.19	64.7 (600-400)	1:21.48	1:09.76 [4]	0:58.25 [3]	0:46.08 [4]	0:34.22 [4]	0:22.81 [4]	0:11.60 [2]	
	(1)	Kyle Wilson-Taylor		0:34.22	400-200 (0:11.21)	(0:11.72)	(0:11.51)	(0:12.17)	(0:11.86)	(0:11.41)	(0:11.21)	(0:11.60)	
2	11	More Love	1:21.56	0:25.92	63.9 (200-0)	1:21.56	1:10.05 [2]	0:58.58 [2]	0:46.61 [2]	0:34.72 [2]	0:23.20 [1]	0:11.85 [1]	
	(2)	Tiffani Brooker	0.5L (+1)	0:34.72	400-200 (0:11.35)	(0:11.51)	(0:11.47)	(0:11.97)	(0:11.89)	(0:11.52)	(0:11.35)	(0:11.85)	
3	1	Falcon Of Malta	1:21.60	0:25.80	64.4 (1350 - 1200)	1:21.60	1:10.27 [1]	0:58.76 [1]	0:46.72 [1]	0:34.84 [1]	0:23.22 [2]	0:11.68 [3]	
	(9)	Fiona Sandkuhl	0.7L (+12)	0:34.84	1200-1000 (0:11.51)	(0:11.33)	(0:11.51)	(0:12.04)	(0:11.88)	(0:11.62)	(0:11.54)	(0:11.68)	
4	3	Outakandy	1:21.80	0:26.44	63.7 (200-0)	1:21.80	1:09.91 [5]	0:58.24 [5]	0:46.52 [3]	0:34.72 [3]	0:23.24 [3]	0:11.76 [4]	
	(3)	Leah Martyn	1.9L (+5)	0:34.72	400-200 (0:11.48)	(0:11.89)	(0:11.68)	(0:11.71)	(0:11.81)	(0:11.48)	(0:11.48)	(0:11.76)	
5	13	Old Song	1:21.88	0:26.79	64.0 (200-0)	1:21.88	1:09.83 [6]	0:58.00 [7]	0:46.20 [7]	0:34.42 [6]	0:22.99 [5]	0:11.60 [6]	
	(11)	Daniel Moor	2.4L (+4)	0:34.43	400-200 (0:11.39)	(0:12.05)	(0:11.83)	(0:11.81)	(0:11.77)	(0:11.44)	(0:11.39)	(0:11.60)	
6	2	Sweet Proposal	1:22.06	0:26.26	64.0 (400-200)	1:22.06	1:10.36 [3]	0:58.76 [4]	0:46.58 [5]	0:34.68 [5]	0:23.16 [6]	0:11.82 [5]	
	(4)	Jace McMurray	3.4L (-1)	0:34.68	400-200 (0:11.34)	(0:11.70)	(0:11.60)	(0:12.18)	(0:11.89)	(0:11.52)	(0:11.34)	(0:11.82)	
7	5	Why We Drink	1:22.57	0:26.60	63.7 (400-200)	1:22.57	1:10.44 [7]	0:58.87 [6]	0:46.91 [6]	0:34.92 [7]	0:23.40 [7]	0:12.00 [7]	
	(12)	Emily Lang	6.4L (-4)	0:34.92	400-200 (0:11.40)	(0:12.14)	(0:11.57)	(0:11.95)	(0:11.99)	(0:11.52)	(0:11.40)	(0:12.00)	

Scratched: Super Duck (#4), Savaii (#6), Heyoka (#7), Capital Heart (#8), Kinross Lane (#9), Go Maro (#12)

Report Created: Wed 13 May 2026

(Note: Races are conducted over an approximate distance as close as possible to the advertised distance, and recorded data may vary accordingly. Official times refer to race times only and do not include handicap times.)

[ ] Position in running at each section and finish    TAB# Saddle cloth number  
 -:-:- No data available at this section                    BAR# Barrier/Gate Position  
 NA No data available    DNF Did not finish  
 DNT Did not track     DT-W Distance travelled compared to winner in metres

Fastest split  
 Fastest section

data processed by TRIPLESDATA

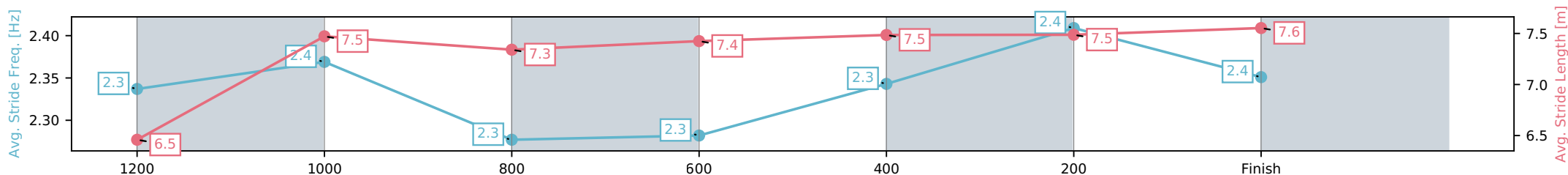
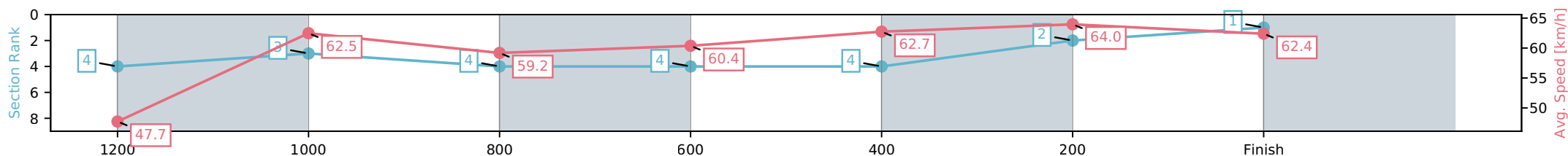
Horse/Jockey Name	Saint Aldwyn/Kyle Wilson-Taylor
Finish Rank	1
Fastest Section Time (Section)	0:11.21 (400-200)
Top Speed [km/h] (Section)	64.7 (600-400)
Race State	Finished



Ipswich QLD --Professional-2026-05-13  
 Race 5: GREAT NORTHERN BENCHMARK 70 Handicap - 1350m  
 13 May 2026 - 2:55PM  
 Track Rating: Soft 6, Weather: Overcast, Rail Position: +4m Entire Circuit



Section	L1350	L1200	L1000	L800	L600	L400	L200
Section Times	1:21.48 (0:11.72)	1:09.76 [3] (0:11.51)	0:58.25 [4] (0:12.17)	0:46.08 [4] (0:11.86)	0:34.22 [4] (0:11.41)	0:22.81 [2] (0:11.21)	0:11.60 [1] (0:11.60)
Average Speed [km/h]	47.7	62.5	59.2	60.4	62.7	64.0	62.4
Top Speed [km/h]	63.3	64.4	60.9	61.4	64.7	64.4	64.3
Avg. Dist. to Rail [m]	1.3	0.4	0.2	1.4	1.4	1.0	2.7
Avg. Stride Freq. [Hz]	2.3	2.4	2.3	2.3	2.3	2.4	2.4
Avg. Stride Length [m]	6.5	7.5	7.3	7.4	7.5	7.5	7.6



- [ ] Ranking at each section and finish
- :-:- No data available at this section
- NA No data available

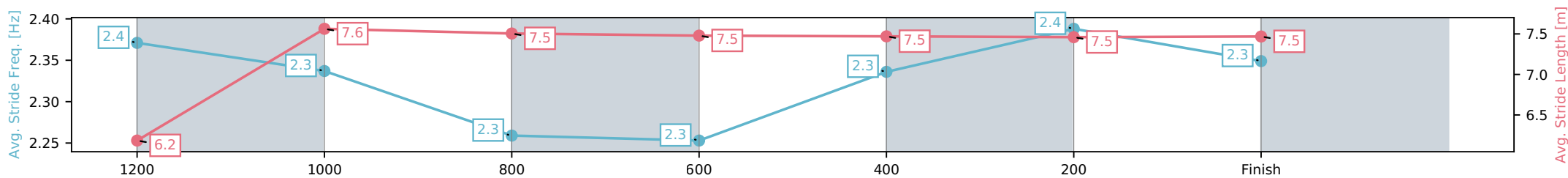
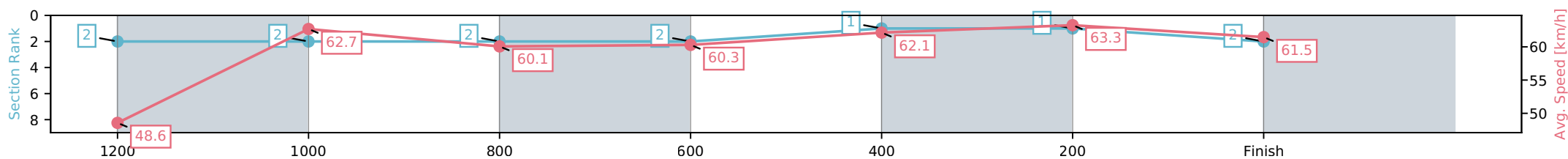
Horse/Jockey Name	More Love/Tiffani Brooker
Finish Rank	2
Fastest Section Time (Section)	0:11.35 (400-200)
Top Speed [km/h] (Section)	63.9 (200-0)
Race State	Finished



Ipswich QLD --Professional-2026-05-13  
 Race 5: GREAT NORTHERN BENCHMARK 70 Handicap - 1350m  
 13 May 2026 - 2:55PM  
 Track Rating: Soft 6, Weather: Overcast, Rail Position: +4m Entire Circuit



Section	L1350	L1200	L1000	L800	L600	L400	L200
Section Times	1:21.56 (0:11.51)	1:10.05 [2] (0:11.47)	0:58.58 [2] (0:11.97)	0:46.61 [2] (0:11.89)	0:34.72 [1] (0:11.52)	0:23.20 [1] (0:11.35)	0:11.85 [2] (0:11.85)
Average Speed [km/h]	48.6	62.7	60.1	60.3	62.1	63.3	61.5
Top Speed [km/h]	62.6	63.1	62.2	61.1	62.8	63.6	63.9
Avg. Dist. to Rail [m]	1.0	0.5	0.4	1.2	1.4	0.6	0.6
Avg. Stride Freq. [Hz]	2.4	2.3	2.3	2.3	2.3	2.4	2.3
Avg. Stride Length [m]	6.2	7.6	7.5	7.5	7.5	7.5	7.5



- [ ] Ranking at each section and finish
- :-:- No data available at this section
- NA No data available

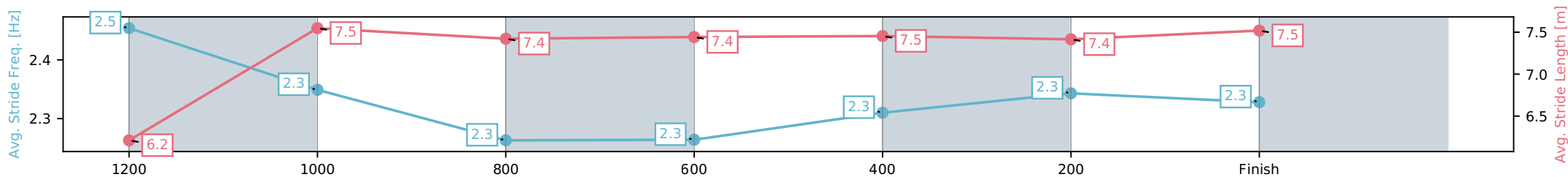
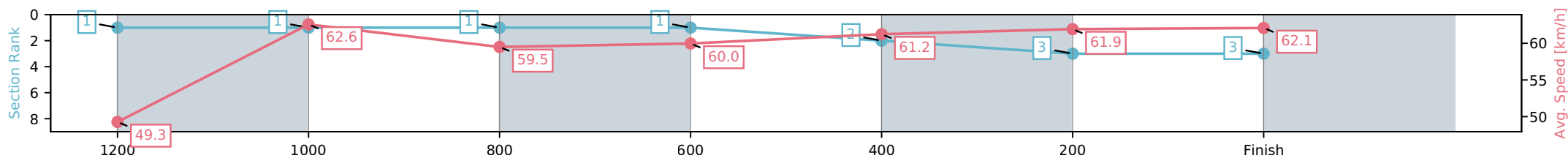
Horse/Jockey Name	Falcon Of Malta/Fiona Sandkuhl
Finish Rank	3
Fastest Section Time (Section)	0:11.51 (1200-1000)
Top Speed [km/h] (Section)	64.4 (1350 - 1200)
Race State	Finished



Ipswich QLD --Professional-2026-05-13  
 Race 5: GREAT NORTHERN BENCHMARK 70 Handicap - 1350m  
 13 May 2026 - 2:55PM  
 Track Rating: Soft 6, Weather: Overcast, Rail Position: +4m Entire Circuit



Section	L1350	L1200	L1000	L800	L600	L400	L200
Section Times	1:21.60 (0:11.33)	1:10.27 [1] (0:11.51)	0:58.76 [1] (0:12.04)	0:46.72 [1] (0:11.88)	0:34.84 [2] (0:11.62)	0:23.22 [3] (0:11.54)	0:11.68 [3] (0:11.68)
Average Speed [km/h]	49.3	62.6	59.5	60.0	61.2	61.9	62.1
Top Speed [km/h]	64.4	64.3	61.2	60.5	61.8	62.7	62.9
Avg. Dist. to Rail [m]	4.5	1.3	1.6	2.8	2.9	1.4	0.2
Avg. Stride Freq. [Hz]	2.5	2.3	2.3	2.3	2.3	2.3	2.3
Avg. Stride Length [m]	6.2	7.5	7.4	7.4	7.5	7.4	7.5



[ ] Ranking at each section and finish  
 -:-:- No data available at this section  
 NA No data available

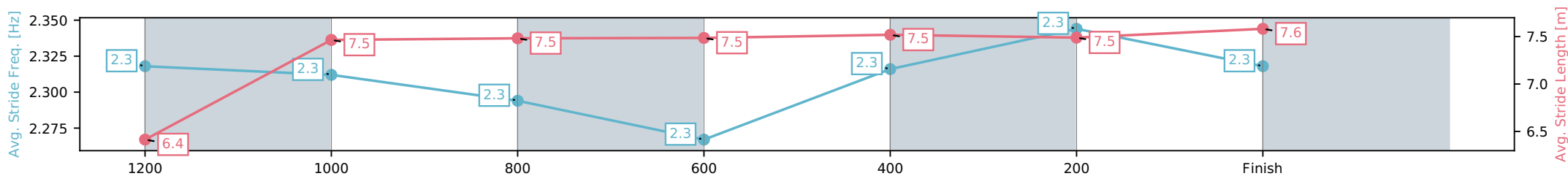
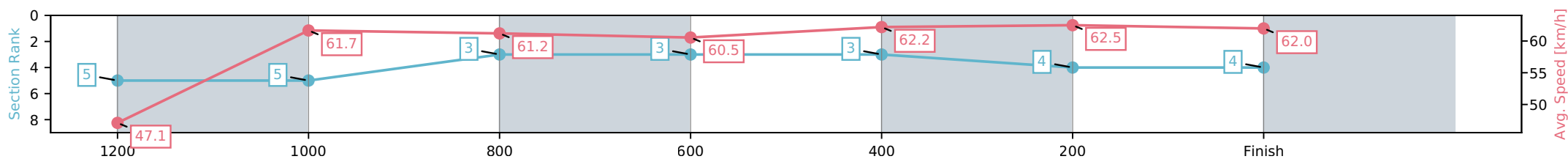
Horse/Jockey Name	Outakandy/Leah Martyn
Finish Rank	4
Fastest Section Time (Section)	0:11.48 (400-200)
Top Speed [km/h] (Section)	63.7 (200-0)
Race State	Finished



Ipswich QLD --Professional-2026-05-13  
 Race 5: GREAT NORTHERN BENCHMARK 70 Handicap - 1350m  
 13 May 2026 - 2:55PM  
 Track Rating: Soft 6, Weather: Overcast, Rail Position: +4m Entire Circuit



Section	L1350	L1200	L1000	L800	L600	L400	L200
Section Times	1:21.80 (0:11.89)	1:09.91 [5] (0:11.68)	0:58.24 [3] (0:11.71)	0:46.52 [3] (0:11.81)	0:34.72 [3] (0:11.48)	0:23.24 [4] (0:11.48)	0:11.76 [4] (0:11.76)
Average Speed [km/h]	47.1	61.7	61.2	60.5	62.2	62.5	62.0
Top Speed [km/h]	61.2	62.7	62.2	60.8	62.7	63.4	63.7
Avg. Dist. to Rail [m]	2.1	0.3	1.0	2.0	2.1	1.2	3.3
Avg. Stride Freq. [Hz]	2.3	2.3	2.3	2.3	2.3	2.3	2.3
Avg. Stride Length [m]	6.4	7.5	7.5	7.5	7.5	7.5	7.6



[ ] Ranking at each section and finish  
 -:-:- No data available at this section  
 NA No data available

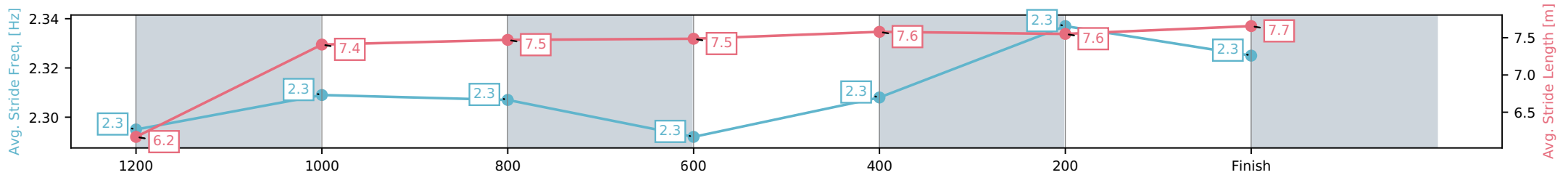
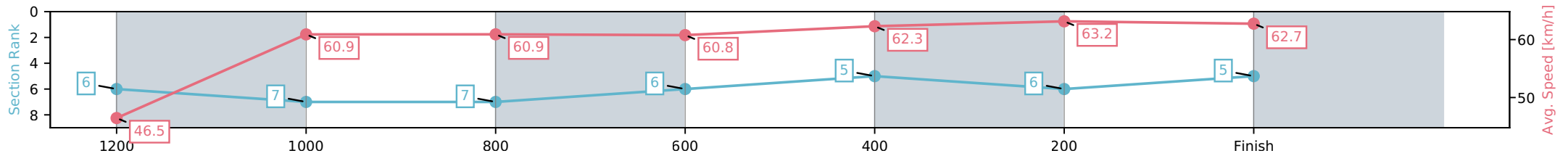
Horse/Jockey Name	Old Song/Daniel Moor
Finish Rank	5
Fastest Section Time (Section)	0:11.39 (400-200)
Top Speed [km/h] (Section)	64.0 (200-0)
Race State	Finished



Ipswich QLD --Professional-2026-05-13  
 Race 5: GREAT NORTHERN BENCHMARK 70 Handicap - 1350m  
 13 May 2026 - 2:55PM  
 Track Rating: Soft 6, Weather: Overcast, Rail Position: +4m Entire Circuit



Section	L1350	L1200	L1000	L800	L600	L400	L200
Section Times	1:21.88 (0:12.05)	1:09.83 [7] (0:11.83)	0:58.00 [7] (0:11.81)	0:46.20 [6] (0:11.77)	0:34.42 [5] (0:11.44)	0:22.99 [6] (0:11.39)	0:11.60 [5] (0:11.60)
Average Speed [km/h]	46.5	60.9	60.9	60.8	62.3	63.2	62.7
Top Speed [km/h]	61.8	61.7	61.8	61.6	63.6	64.0	64.0
Avg. Dist. to Rail [m]	3.6	0.3	0.4	1.7	2.1	0.8	1.9
Avg. Stride Freq. [Hz]	2.3	2.3	2.3	2.3	2.3	2.3	2.3
Avg. Stride Length [m]	6.2	7.4	7.5	7.5	7.6	7.6	7.7



- [ ] Ranking at each section and finish
- :-:- No data available at this section
- NA No data available

Horse/Jockey Name	Sweet Proposal/Jace McMurray
Finish Rank	6
Fastest Section Time (Section)	0:11.34 (400-200)
Top Speed [km/h] (Section)	64.0 (400-200)
Race State	Finished



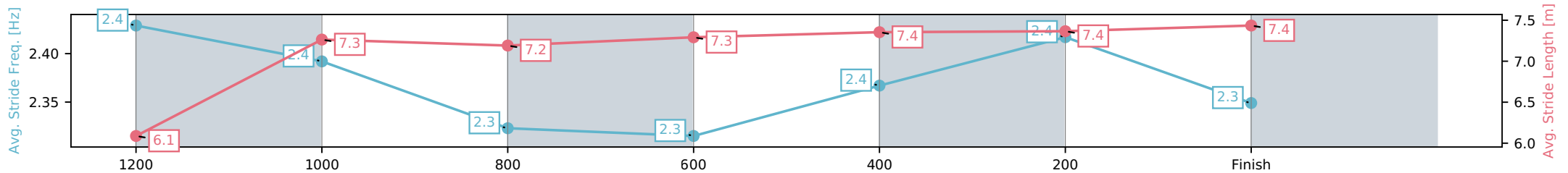
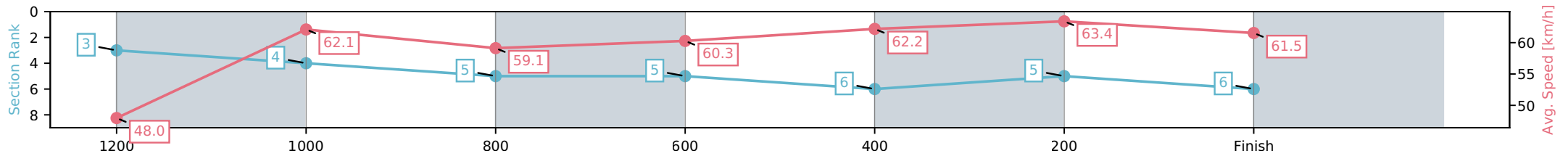
Ipswich QLD --Professional-2026-05-13  
 Race 5: GREAT NORTHERN BENCHMARK 70 Handicap - 1350m

13 May 2026 - 2:55PM

Track Rating: Soft 6, Weather: Overcast, Rail Position: +4m Entire Circuit



Section	L1350	L1200	L1000	L800	L600	L400	L200
Section Times	1:22.06 (0:11.70)	1:10.36 [4] (0:11.60)	0:58.76 [5] (0:12.18)	0:46.58 [5] (0:11.89)	0:34.68 [6] (0:11.52)	0:23.16 [5] (0:11.34)	0:11.82 [6] (0:11.82)
Average Speed [km/h]	48.0	62.1	59.1	60.3	62.2	63.4	61.5
Top Speed [km/h]	61.5	63.4	61.8	61.1	63.0	64.0	63.8
Avg. Dist. to Rail [m]	2.2	0.9	0.5	1.0	1.1	1.3	4.3
Avg. Stride Freq. [Hz]	2.4	2.4	2.3	2.3	2.4	2.4	2.3
Avg. Stride Length [m]	6.1	7.3	7.2	7.3	7.4	7.4	7.4



- [ ] Ranking at each section and finish
- :-:- No data available at this section
- NA No data available

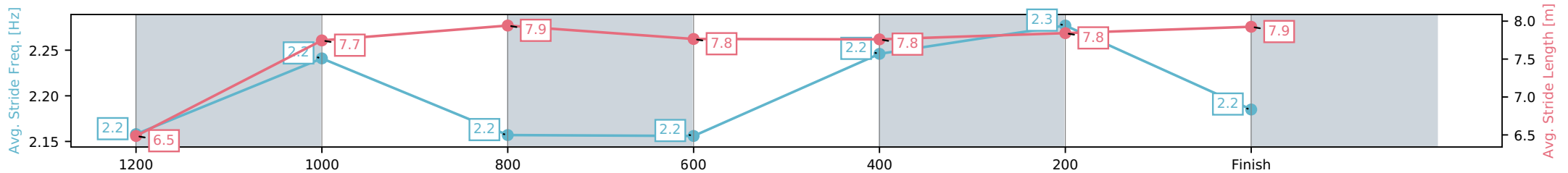
Horse/Jockey Name	Why We Drink/Emily Lang
Finish Rank	7
Fastest Section Time (Section)	0:11.40 (400-200)
Top Speed [km/h] (Section)	63.7 (400-200)
Race State	Finished



Ipswich QLD --Professional-2026-05-13  
 Race 5: GREAT NORTHERN BENCHMARK 70 Handicap - 1350m  
 13 May 2026 - 2:55PM  
 Track Rating: Soft 6, Weather: Overcast, Rail Position: +4m Entire Circuit



Section	L1350	L1200	L1000	L800	L600	L400	L200
Section Times	1:22.57 (0:12.14)	1:10.44 [6] (0:11.57)	0:58.87 [6] (0:11.95)	0:46.91 [7] (0:11.99)	0:34.92 [7] (0:11.52)	0:23.40 [7] (0:11.40)	0:12.00 [7] (0:12.00)
Average Speed [km/h]	46.1	62.3	60.3	60.0	62.4	63.3	60.6
Top Speed [km/h]	59.4	63.5	62.2	61.1	63.6	63.7	63.3
Avg. Dist. to Rail [m]	6.0	1.5	0.8	0.4	0.3	1.6	4.9
Avg. Stride Freq. [Hz]	2.2	2.2	2.2	2.2	2.2	2.3	2.2
Avg. Stride Length [m]	6.5	7.7	7.9	7.8	7.8	7.8	7.9



- [ ] Ranking at each section and finish
- :-:- No data available at this section
- NA No data available



Ipswich QLD  
 Race 6: TAB Class 4 Handicap - 1680m  
 13 May 2026 - 3:29PM



Track Rating: Soft 6, Weather: Overcast, Rail Position: +4m Entire Circuit

Field Times (Race Tempo)      1:42.56 (0:18.82)    1:23.74 (0:12.09)    1:11.64 (0:12.21)    0:59.43 (0:11.88)    0:47.56 (0:11.58)    0:35.98 (0:11.67)    0:24.31 (0:11.91)    0:12.39 (0:12.39)

Rank	TAB#	Horse	Overall Time	First 400m	Top Speed km/h (Section)	L1680	L1400	L1200	L1000	L800	L600	L400	L200
	(BAR#)	Jockey	Margin (DT-W)	Last 600m	Fastest Section (Time)	Start - 1400	1400 - 1200	1200 - 1000	1000 - 800	800 - 600	600 - 400	400 - 200	200 - Finish
1	14	Miles Of Glory	1:42.56	0:26.61	63.5 (600-400)	1:42.56	1:23.17 [6]	1:11.11 [6]	0:58.72 [6]	0:46.74 [6]	0:35.15 [5]	0:23.73 [5]	0:11.92 [4]
	(3)	Robbie Dolan		0:35.15	600-400 (0:11.42)	(0:19.39)	(0:12.06)	(0:12.39)	(0:11.98)	(0:11.59)	(0:11.42)	(0:11.81)	(0:11.92)
2	8	Aratiri	1:42.71	0:26.09	64.6 (1680 - 1400)	1:42.71	1:23.89 [1]	1:11.79 [1]	0:59.58 [1]	0:47.71 [1]	0:36.13 [1]	0:24.46 [1]	0:12.54 [1]
	(14)	Chelsea Baker	0.9L (+3)	0:36.13	800-600 (0:11.58)	(0:18.82)	(0:12.09)	(0:12.21)	(0:11.88)	(0:11.58)	(0:11.67)	(0:11.92)	(0:12.54)
3	3	Wowzino	1:42.74	0:26.48	63.2 (1000-800)	1:42.74	1:23.46 [5]	1:11.41 [5]	0:59.24 [4]	0:47.68 [2]	0:36.10 [2]	0:24.43 [2]	0:12.38 [3]
	(1)	Michael Rodd	1.1L (+0)	0:36.09	1000-800 (0:11.55)	(0:19.28)	(0:12.05)	(0:12.18)	(0:11.55)	(0:11.58)	(0:11.67)	(0:12.04)	(0:12.38)
4	2	Easy Love	1:42.77	0:26.34	62.8 (600-400)	1:42.77	1:23.65 [3]	1:11.60 [3]	0:59.37 [3]	0:47.40 [4]	0:35.77 [4]	0:24.24 [3]	0:12.47 [2]
	(8)	Jag Guthmann-Chester	1.2L (+2)	0:35.77	600-400 (0:11.53)	(0:19.12)	(0:12.05)	(0:12.22)	(0:11.97)	(0:11.63)	(0:11.53)	(0:11.77)	(0:12.47)
5	15	Thebarberofseville	1:43.05	0:26.89	63.2 (800-600)	1:43.05	1:23.39 [7]	1:11.30 [7]	0:59.12 [7]	0:47.05 [7]	0:35.45 [7]	0:23.90 [7]	0:12.00 [5]
	(4)	Stacey Callow	2.9L (-3)	0:35.46	600-400 (0:11.56)	(0:19.66)	(0:12.09)	(0:12.18)	(0:12.07)	(0:11.60)	(0:11.56)	(0:11.90)	(0:12.00)
6	5	Subterrain	1:43.10	0:26.90	63.8 (600-400)	1:43.10	1:23.44 [8]	1:11.34 [8]	0:59.03 [8]	0:47.03 [8]	0:35.46 [8]	0:23.94 [8]	0:11.97 [6]
	(7)	Ben Thompson	3.2L (+1)	0:35.47	600-400 (0:11.52)	(0:19.66)	(0:12.10)	(0:12.31)	(0:12.00)	(0:11.57)	(0:11.52)	(0:11.98)	(0:11.97)
7	10	Bollinger Miss	1:43.43	0:27.26	62.8 (1680 - 1400)	1:43.43	1:23.46 [10]	1:11.23 [10]	0:59.03 [10]	0:47.01 [10]	0:35.32 [10]	0:23.84 [10]	0:11.97 [10]
	(12)	Tahlia Fenlon	5.1L (+8)	0:35.33	600-400 (0:11.48)	(0:19.97)	(0:12.23)	(0:12.20)	(0:12.02)	(0:11.69)	(0:11.48)	(0:11.88)	(0:11.97)
8	7	Matawai	1:43.55	0:27.45	63.7 (600-400)	1:43.55	1:23.46 [11]	1:11.19 [11]	0:59.00 [11]	0:46.99 [11]	0:35.42 [11]	0:23.94 [11]	0:12.12 [9]
	(11)	Tiffani Brooker	5.8L (+1)	0:35.42	600-400 (0:11.48)	(0:20.10)	(0:12.26)	(0:12.20)	(0:12.00)	(0:11.58)	(0:11.48)	(0:11.82)	(0:12.12)
9	9	Big Ticket Boy	1:43.73	0:27.15	63.9 (800-600)	1:43.73	1:23.86 [9]	1:11.65 [9]	0:59.42 [9]	0:47.40 [9]	0:35.86 [9]	0:24.28 [9]	0:12.33 [8]
	(6)	Georgina Cartwright	6.9L (+0)	0:35.85	800-600 (0:11.54)	(0:19.87)	(0:12.20)	(0:12.24)	(0:12.02)	(0:11.54)	(0:11.57)	(0:11.95)	(0:12.33)
10	17	Dragon Song	1:44.44	0:26.23	63.4 (1680 - 1400)	1:44.44	1:25.42 [2]	1:13.39 [2]	1:01.11 [2]	0:49.12 [3]	0:37.50 [3]	0:25.68 [4]	0:13.25 [7]
	(10)	Ron Stewart	11.1L (+2)	0:37.50	800-600 (0:11.62)	(0:19.02)	(0:12.03)	(0:12.28)	(0:11.99)	(0:11.62)	(0:11.82)	(0:12.43)	(0:13.25)

Scratched: Blazing Harry (#1), Zaher (#4), All Kinds Of Folk (#6), Dream Lantern (#11), Fire And Light (#12), Classique Gal (#16)

Report Created: Wed 13 May 2026

(Note: Races are conducted over an approximate distance as close as possible to the advertised distance, and recorded data may vary accordingly. Official times refer to race times only and do not include handicap times.)

[ ] Position in running at each section and finish    TAB# Saddle cloth number  
 -:-:- No data available at this section    BAR# Barrier/Gate Position  
 NA No data available    DNF Did not finish  
 DNT Did not track    DT-W Distance travelled compared to winner in metres

Fastest split  
 Fastest section

data processed by TRIPLESDATA



Ipswich QLD  
 Race 6: TAB Class 4 Handicap - 1680m  
 13 May 2026 - 3:29PM



Track Rating: Soft 6, Weather: Overcast, Rail Position: +4m Entire Circuit

Field Times (Race Tempo)      1:42.56 (0:18.82)      1:23.74 (0:12.09)      1:11.64 (0:12.21)      0:59.43 (0:11.88)      0:47.56 (0:11.58)      0:35.98 (0:11.67)      0:24.31 (0:11.91)      0:12.39 (0:12.39)

Rank	TAB#	Horse	Overall Time	First 400m	Top Speed km/h (Section)	L1680	L1400	L1200	L1000	L800	L600	L400	L200
	(BAR#)	Jockey	Margin (DT-W)	Last 600m	Fastest Section (Time)	Start - 1400	1400 - 1200	1200 - 1000	1000 - 800	800 - 600	600 - 400	400 - 200	200 - Finish
11	13	Kickuphigh	1:45.12	0:26.43	63.1 (1680 - 1400)	1:45.12	1:25.92 [4]	1:13.82 [4]	1:01.56 [5]	0:49.46 [5]	0:37.70 [6]	0:25.98 [6]	0:13.49 [11]
	(5)	Daniel Moor	15.1L (+1)	0:37.70	600-400 (0:11.72)	(0:19.20)	(0:12.09)	(0:12.27)	(0:12.10)	(0:11.76)	(0:11.72)	(0:12.49)	(0:13.49)

Scratched: Blazing Harry (#1), Zaher (#4), All Kinds Of Folk (#6), Dream Lantern (#11), Fire And Light (#12), Classique Gal (#16)

Report Created: Wed 13 May 2026

(Note: Races are conducted over an approximate distance as close as possible to the advertised distance, and recorded data may vary accordingly. Official times refer to race times only and do not include handicap times.)

[ ] Position in running at each section and finish      TAB# Saddle cloth number

-:-:- No data available at this section

NA No data available

DNT Did not track

BAR# Barrier/Gate Position

DNF Did not finish

DT-W Distance travelled compared to winner in metres

Fastest split

Fastest section

Horse/Jockey Name	Miles Of Glory/Robbie Dolan
Finish Rank	1
Fastest Section Time (Section)	0:11.42 (600-400)
Top Speed [km/h] (Section)	63.5 (600-400)
Race State	Finished



Ipswich QLD --Professional-2026-05-13

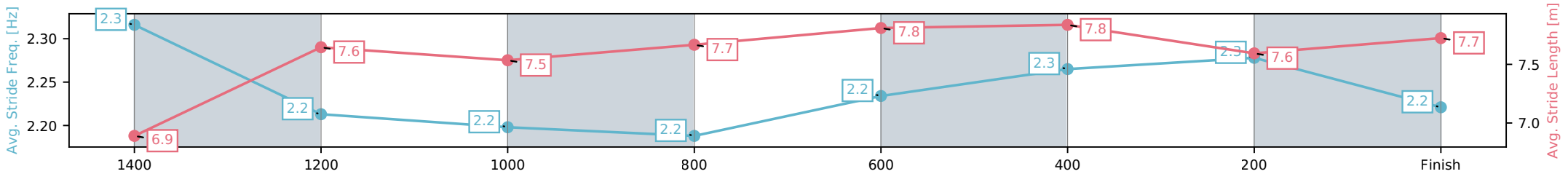
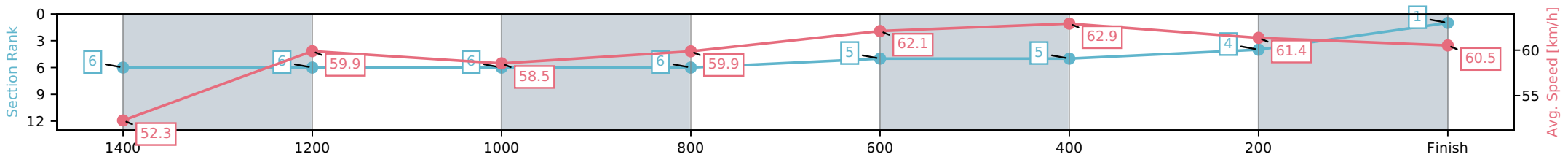
Race 6: TAB Class 4 Handicap - 1680m

13 May 2026 - 3:29PM

Track Rating: Soft 6, Weather: Overcast, Rail Position: +4m Entire Circuit



Section	L1680	L1400	L1200	L1000	L800	L600	L400	L200
Section Times	1:42.56 (0:19.39)	1:23.17 [6] (0:12.06)	1:11.11 [6] (0:12.39)	0:58.72 [6] (0:11.98)	0:46.74 [5] (0:11.59)	0:35.15 [5] (0:11.42)	0:23.73 [4] (0:11.81)	0:11.92 [1] (0:11.92)
Average Speed [km/h]	52.3	59.9	58.5	59.9	62.1	62.9	61.4	60.5
Top Speed [km/h]	62.6	61.1	59.8	60.8	62.7	63.5	62.9	62.0
Avg. Dist. to Rail [m]	3.5	1.0	1.4	0.7	0.4	0.6	2.7	6.3
Avg. Stride Freq. [Hz]	2.3	2.2	2.2	2.2	2.2	2.3	2.3	2.2
Avg. Stride Length [m]	6.9	7.6	7.5	7.7	7.8	7.8	7.6	7.7



- [ ] Ranking at each section and finish
- :-:- No data available at this section
- NA No data available

Horse/Jockey Name	Aratiri/Chelsea Baker
Finish Rank	2
Fastest Section Time (Section)	0:11.58 (800-600)
Top Speed [km/h] (Section)	64.6 (1680 - 1400)
Race State	Finished



Ipswich QLD --Professional-2026-05-13

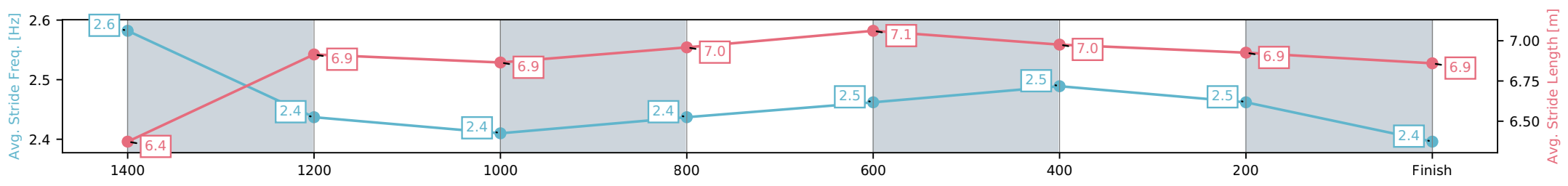
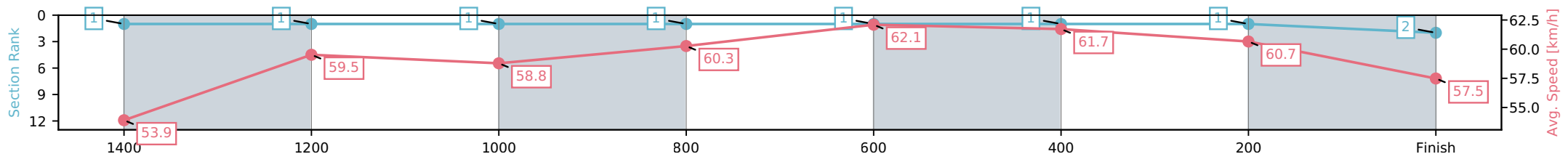
Race 6: TAB Class 4 Handicap - 1680m

13 May 2026 - 3:29PM

Track Rating: Soft 6, Weather: Overcast, Rail Position: +4m Entire Circuit



Section	L1680	L1400	L1200	L1000	L800	L600	L400	L200
Section Times	1:42.71 (0:18.82)	1:23.89 [1] (0:12.09)	1:11.79 [1] (0:12.21)	0:59.58 [1] (0:11.88)	0:47.71 [1] (0:11.58)	0:36.13 [1] (0:11.67)	0:24.46 [1] (0:11.92)	0:12.54 [2] (0:12.54)
Average Speed [km/h]	53.9	59.5	58.8	60.3	62.1	61.7	60.7	57.5
Top Speed [km/h]	64.6	60.5	59.8	61.6	62.8	62.6	61.4	59.5
Avg. Dist. to Rail [m]	7.5	0.3	0.5	1.6	0.5	0.3	2.0	2.5
Avg. Stride Freq. [Hz]	2.6	2.4	2.4	2.4	2.5	2.5	2.5	2.4
Avg. Stride Length [m]	6.4	6.9	6.9	7.0	7.1	7.0	6.9	6.9



[ ] Ranking at each section and finish  
 -:-:- No data available at this section  
 NA No data available

Horse/Jockey Name	Wowzino/Michael Rodd
Finish Rank	3
Fastest Section Time (Section)	0:11.55 (1000-800)
Top Speed [km/h] (Section)	63.2 (1000-800)
Race State	Finished



Ipswich QLD --Professional-2026-05-13

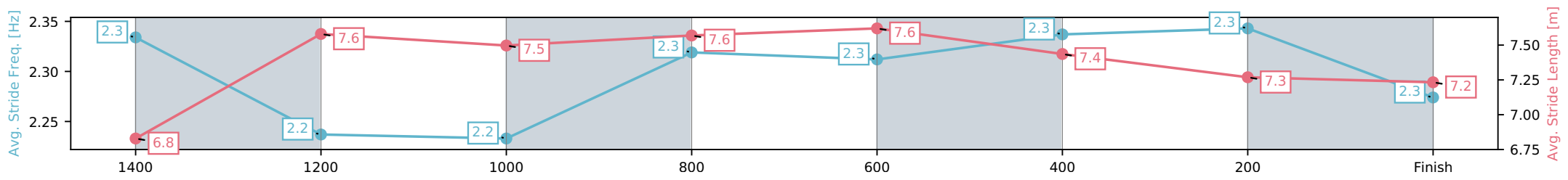
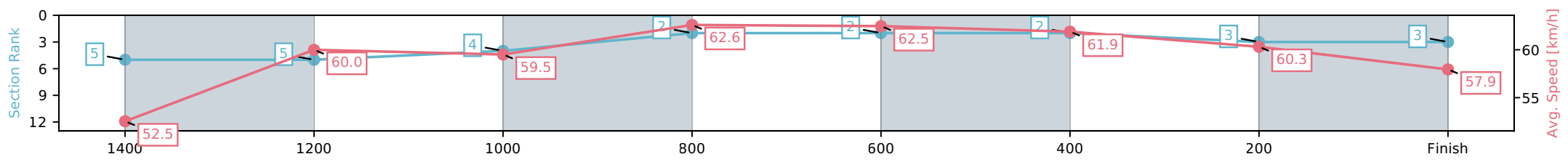
Race 6: TAB Class 4 Handicap - 1680m

13 May 2026 - 3:29PM

Track Rating: Soft 6, Weather: Overcast, Rail Position: +4m Entire Circuit



Section	L1680	L1400	L1200	L1000	L800	L600	L400	L200
Section Times	1:42.74 (0:19.28)	1:23.46 [5] (0:12.05)	1:11.41 [4] (0:12.18)	0:59.24 [2] (0:11.55)	0:47.68 [2] (0:11.58)	0:36.10 [2] (0:11.67)	0:24.43 [3] (0:12.04)	0:12.38 [3] (0:12.38)
Average Speed [km/h]	52.5	60.0	59.5	62.6	62.5	61.9	60.3	57.9
Top Speed [km/h]	62.1	61.0	60.0	63.2	62.8	62.5	61.5	59.4
Avg. Dist. to Rail [m]	2.6	0.7	1.8	1.8	1.5	1.1	2.6	1.7
Avg. Stride Freq. [Hz]	2.3	2.2	2.2	2.3	2.3	2.3	2.3	2.3
Avg. Stride Length [m]	6.8	7.6	7.5	7.6	7.6	7.4	7.3	7.2



[ ] Ranking at each section and finish  
 -:-:- No data available at this section  
 NA No data available

Horse/Jockey Name	Easy Love/Jag Guthmann-Chester
Finish Rank	4
Fastest Section Time (Section)	0:11.53 (600-400)
Top Speed [km/h] (Section)	62.8 (600-400)
Race State	Finished



Ipswich QLD --Professional-2026-05-13

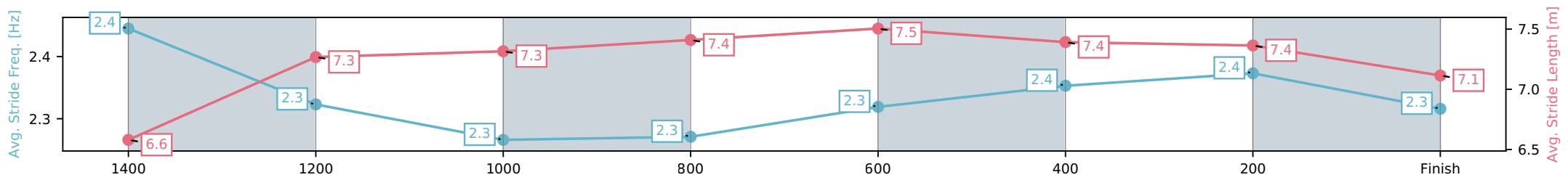
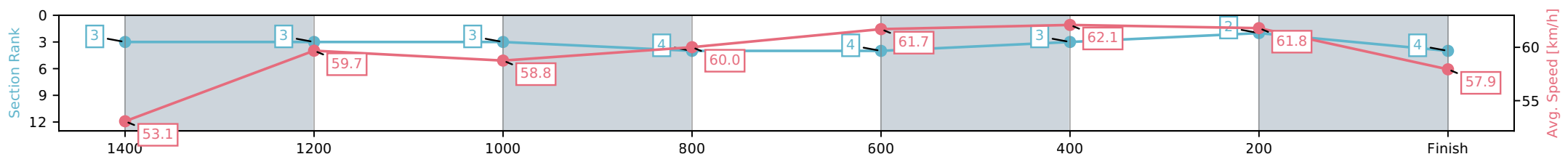
Race 6: TAB Class 4 Handicap - 1680m

13 May 2026 - 3:29PM

Track Rating: Soft 6, Weather: Overcast, Rail Position: +4m Entire Circuit



Section	L1680	L1400	L1200	L1000	L800	L600	L400	L200
Section Times	1:42.77 (0:19.12)	1:23.65 [3] (0:12.05)	1:11.60 [3] (0:12.22)	0:59.37 [4] (0:11.97)	0:47.40 [4] (0:11.63)	0:35.77 [3] (0:11.53)	0:24.24 [2] (0:11.77)	0:12.47 [4] (0:12.47)
Average Speed [km/h]	53.1	59.7	58.8	60.0	61.7	62.1	61.8	57.9
Top Speed [km/h]	62.2	60.9	59.9	61.1	62.1	62.8	62.6	60.3
Avg. Dist. to Rail [m]	4.4	0.3	0.3	1.1	0.7	1.4	3.7	5.2
Avg. Stride Freq. [Hz]	2.4	2.3	2.3	2.3	2.3	2.4	2.4	2.3
Avg. Stride Length [m]	6.6	7.3	7.3	7.4	7.5	7.4	7.4	7.1



[ ] Ranking at each section and finish  
 -:-:- No data available at this section  
 NA No data available

Horse/Jockey Name	Thebarberofseville/Stacey Callow
Finish Rank	5
Fastest Section Time (Section)	0:11.56 (600-400)
Top Speed [km/h] (Section)	63.2 (800-600)
Race State	Finished



Ipswich QLD --Professional-2026-05-13

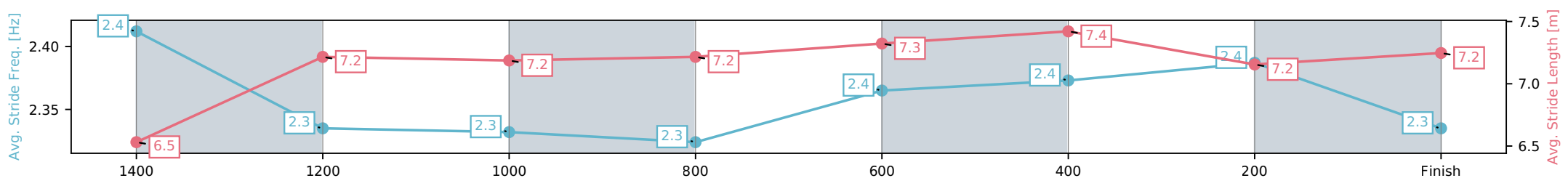
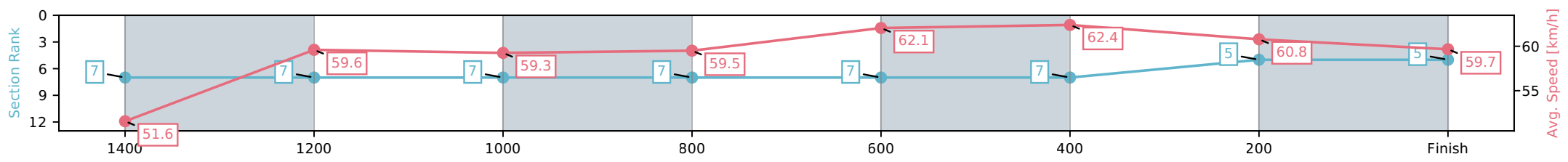
Race 6: TAB Class 4 Handicap - 1680m

13 May 2026 - 3:29PM

Track Rating: Soft 6, Weather: Overcast, Rail Position: +4m Entire Circuit



Section	L1680	L1400	L1200	L1000	L800	L600	L400	L200
Section Times	1:43.05 (0:19.66)	1:23.39 [7] (0:12.09)	1:11.30 [7] (0:12.18)	0:59.12 [7] (0:12.07)	0:47.05 [7] (0:11.60)	0:35.45 [7] (0:11.56)	0:23.90 [5] (0:11.90)	0:12.00 [5] (0:12.00)
Average Speed [km/h]	51.6	59.6	59.3	59.5	62.1	62.4	60.8	59.7
Top Speed [km/h]	61.3	60.8	60.2	60.8	63.2	62.9	62.3	60.7
Avg. Dist. to Rail [m]	3.5	0.3	0.6	1.0	0.3	0.4	1.8	1.8
Avg. Stride Freq. [Hz]	2.4	2.3	2.3	2.3	2.4	2.4	2.4	2.3
Avg. Stride Length [m]	6.5	7.2	7.2	7.2	7.2	7.3	7.4	7.2



[ ] Ranking at each section and finish  
 -:-:- No data available at this section  
 NA No data available

Horse/Jockey Name	Subterrain/Ben Thompson
Finish Rank	6
Fastest Section Time (Section)	0:11.52 (600-400)
Top Speed [km/h] (Section)	63.8 (600-400)
Race State	Finished



Ipswich QLD --Professional-2026-05-13

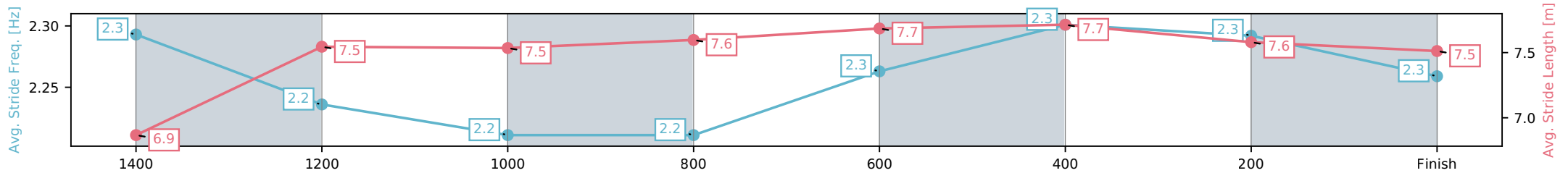
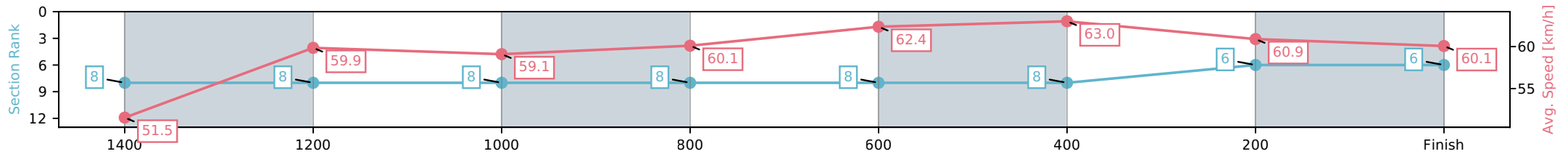
Race 6: TAB Class 4 Handicap - 1680m

13 May 2026 - 3:29PM

Track Rating: Soft 6, Weather: Overcast, Rail Position: +4m Entire Circuit



Section	L1680	L1400	L1200	L1000	L800	L600	L400	L200
Section Times	1:43.10 (0:19.66)	1:23.44 [8] (0:12.10)	1:11.34 [8] (0:12.31)	0:59.03 [8] (0:12.00)	0:47.03 [8] (0:11.57)	0:35.46 [8] (0:11.52)	0:23.94 [6] (0:11.98)	0:11.97 [6] (0:11.97)
Average Speed [km/h]	51.5	59.9	59.1	60.1	62.4	63.0	60.9	60.1
Top Speed [km/h]	61.3	61.0	60.3	60.9	63.0	63.8	62.2	60.9
Avg. Dist. to Rail [m]	5.2	1.5	2.1	0.8	1.0	1.7	4.5	6.6
Avg. Stride Freq. [Hz]	2.3	2.2	2.2	2.2	2.3	2.3	2.3	2.3
Avg. Stride Length [m]	6.9	7.5	7.5	7.6	7.7	7.7	7.6	7.5



- [ ] Ranking at each section and finish
- :-:- No data available at this section
- NA No data available

Horse/Jockey Name	Bollinger Miss/Tahlia Fenlon
Finish Rank	7
Fastest Section Time (Section)	0:11.48 (600-400)
Top Speed [km/h] (Section)	62.8 (1680 - 1400)
Race State	Finished



Ipswich QLD --Professional-2026-05-13

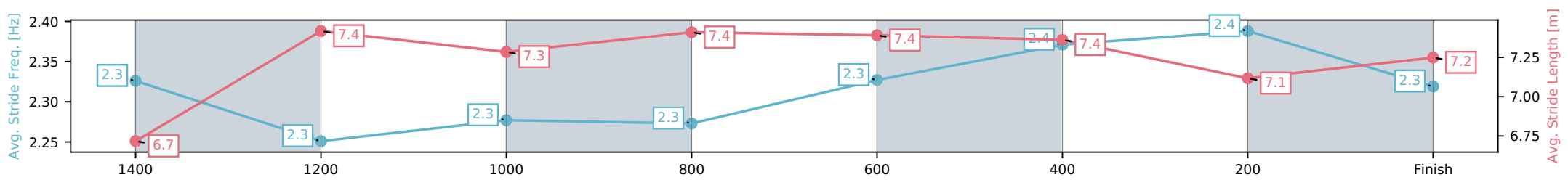
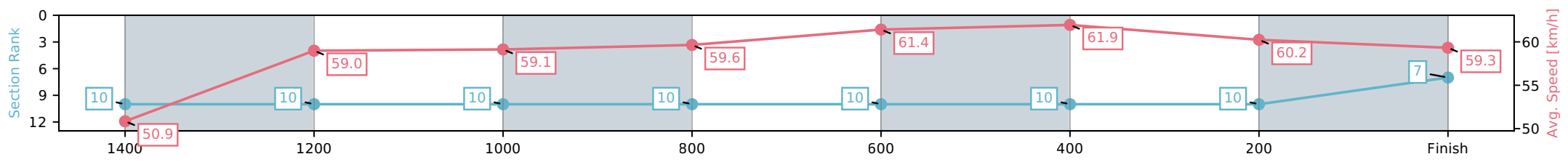
Race 6: TAB Class 4 Handicap - 1680m

13 May 2026 - 3:29PM

Track Rating: Soft 6, Weather: Overcast, Rail Position: +4m Entire Circuit



Section	L1680	L1400	L1200	L1000	L800	L600	L400	L200
Section Times	1:43.43 (0:19.97)	1:23.46 [10] (0:12.23)	1:11.23 [10] (0:12.20)	0:59.03 [10] (0:12.02)	0:47.01 [10] (0:11.69)	0:35.32 [10] (0:11.48)	0:23.84 [10] (0:11.88)	0:11.97 [7] (0:11.97)
Average Speed [km/h]	50.9	59.0	59.1	59.6	61.4	61.9	60.2	59.3
Top Speed [km/h]	62.8	60.6	59.9	61.1	62.6	62.6	61.6	61.3
Avg. Dist. to Rail [m]	4.2	0.3	0.8	1.1	1.2	2.7	1.4	0.2
Avg. Stride Freq. [Hz]	2.3	2.3	2.3	2.3	2.3	2.4	2.4	2.3
Avg. Stride Length [m]	6.7	7.4	7.3	7.4	7.4	7.4	7.1	7.2



[ ] Ranking at each section and finish  
 -:-:- No data available at this section  
 NA No data available

Horse/Jockey Name	Matawai/Tiffani Brooker
Finish Rank	8
Fastest Section Time (Section)	0:11.48 (600-400)
Top Speed [km/h] (Section)	63.7 (600-400)
Race State	Finished



Ipswich QLD --Professional-2026-05-13

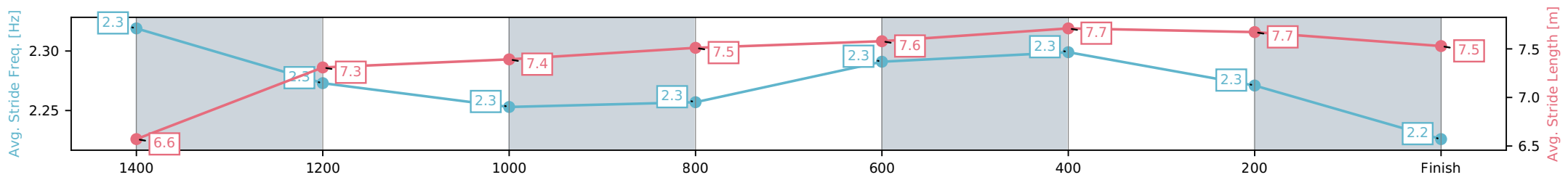
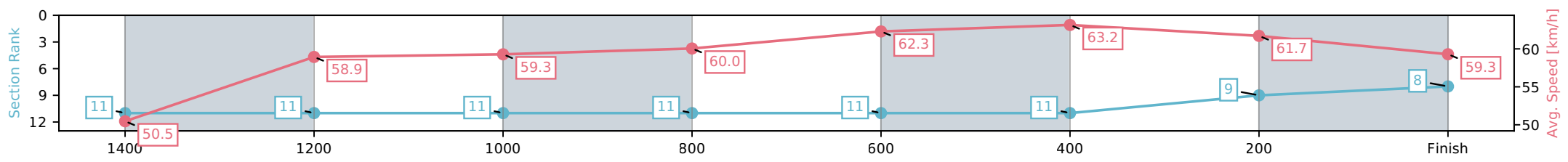
Race 6: TAB Class 4 Handicap - 1680m

13 May 2026 - 3:29PM

Track Rating: Soft 6, Weather: Overcast, Rail Position: +4m Entire Circuit



Section	L1680	L1400	L1200	L1000	L800	L600	L400	L200
Section Times	1:43.55 (0:20.10)	1:23.46 [11] (0:12.26)	1:11.19 [11] (0:12.20)	0:59.00 [11] (0:12.00)	0:46.99 [11] (0:11.58)	0:35.42 [11] (0:11.48)	0:23.94 [9] (0:11.82)	0:12.12 [8] (0:12.12)
Average Speed [km/h]	50.5	58.9	59.3	60.0	62.3	63.2	61.7	59.3
Top Speed [km/h]	60.5	59.6	60.4	60.7	63.6	63.7	63.2	61.2
Avg. Dist. to Rail [m]	6.8	0.8	1.3	0.6	0.5	1.4	4.7	7.0
Avg. Stride Freq. [Hz]	2.3	2.3	2.3	2.3	2.3	2.3	2.3	2.2
Avg. Stride Length [m]	6.6	7.3	7.4	7.5	7.6	7.7	7.7	7.5



[ ] Ranking at each section and finish  
 -:-:- No data available at this section  
 NA No data available

Horse/Jockey Name	Big Ticket Boy/Georgina Cartwright
Finish Rank	9
Fastest Section Time (Section)	0:11.54 (800-600)
Top Speed [km/h] (Section)	63.9 (800-600)
Race State	Finished



Ipswich QLD --Professional-2026-05-13

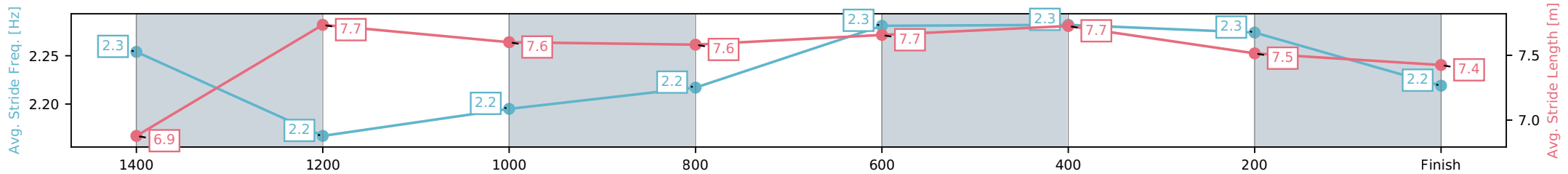
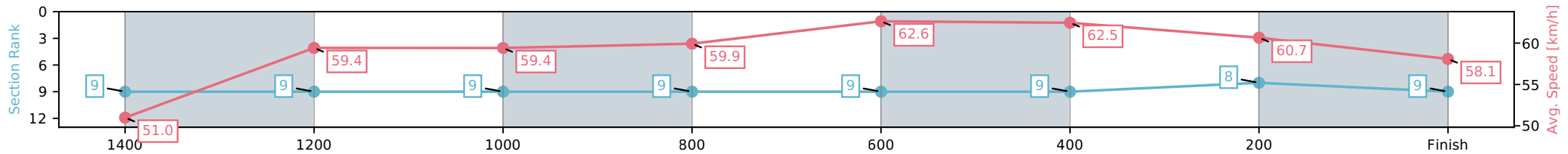
Race 6: TAB Class 4 Handicap - 1680m

13 May 2026 - 3:29PM

Track Rating: Soft 6, Weather: Overcast, Rail Position: +4m Entire Circuit



Section	L1680	L1400	L1200	L1000	L800	L600	L400	L200
Section Times	1:43.73 (0:19.87)	1:23.86 [9] (0:12.20)	1:11.65 [9] (0:12.24)	0:59.42 [9] (0:12.02)	0:47.40 [9] (0:11.54)	0:35.86 [9] (0:11.57)	0:24.28 [8] (0:11.95)	0:12.33 [9] (0:12.33)
Average Speed [km/h]	51.0	59.4	59.4	59.9	62.6	62.5	60.7	58.1
Top Speed [km/h]	62.8	60.4	60.6	60.7	63.9	63.6	61.6	60.2
Avg. Dist. to Rail [m]	4.6	1.8	2.1	0.6	1.1	0.9	2.5	4.1
Avg. Stride Freq. [Hz]	2.3	2.2	2.2	2.2	2.3	2.3	2.3	2.2
Avg. Stride Length [m]	6.9	7.7	7.6	7.6	7.7	7.7	7.5	7.4



[ ] Ranking at each section and finish  
 -:-:- No data available at this section  
 NA No data available

Horse/Jockey Name	Dragon Song/Ron Stewart
Finish Rank	10
Fastest Section Time (Section)	0:11.62 (800-600)
Top Speed [km/h] (Section)	63.4 (1680 - 1400)
Race State	Finished



Ipswich QLD --Professional-2026-05-13

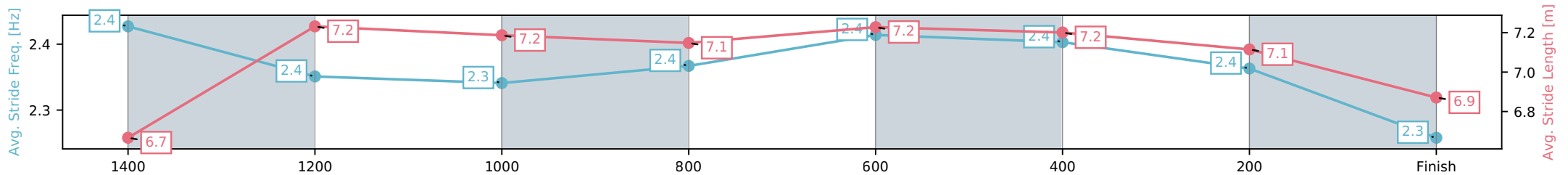
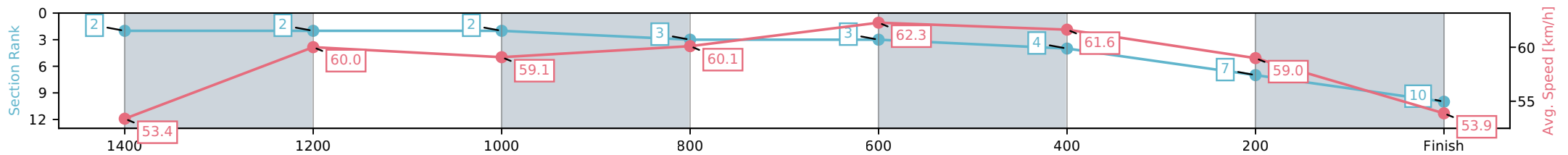
Race 6: TAB Class 4 Handicap - 1680m

13 May 2026 - 3:29PM

Track Rating: Soft 6, Weather: Overcast, Rail Position: +4m Entire Circuit



Section	L1680	L1400	L1200	L1000	L800	L600	L400	L200
Section Times	1:44.44 (0:19.02)	1:25.42 [2] (0:12.03)	1:13.39 [2] (0:12.28)	1:01.11 [3] (0:11.99)	0:49.12 [3] (0:11.62)	0:37.50 [4] (0:11.82)	0:25.68 [7] (0:12.43)	0:13.25 [10] (0:13.25)
Average Speed [km/h]	53.4	60.0	59.1	60.1	62.3	61.6	59.0	53.9
Top Speed [km/h]	63.4	61.1	60.1	62.1	62.9	63.0	59.6	58.7
Avg. Dist. to Rail [m]	5.4	0.9	1.7	0.7	1.5	2.5	5.5	6.2
Avg. Stride Freq. [Hz]	2.4	2.4	2.3	2.4	2.4	2.4	2.4	2.3
Avg. Stride Length [m]	6.7	7.2	7.2	7.1	7.2	7.2	7.1	6.9



- [ ] Ranking at each section and finish
- :-:- No data available at this section
- NA No data available

Horse/Jockey Name	Kickuphigh/Daniel Moor
Finish Rank	11
Fastest Section Time (Section)	0:11.72 (600-400)
Top Speed [km/h] (Section)	63.1 (1680 - 1400)
Race State	Finished



Ipswich QLD --Professional-2026-05-13

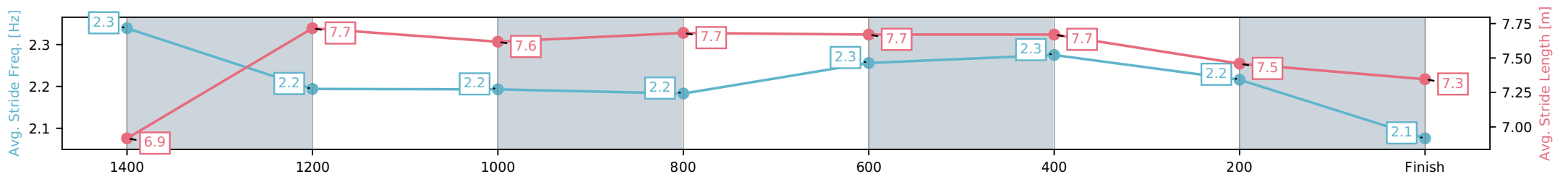
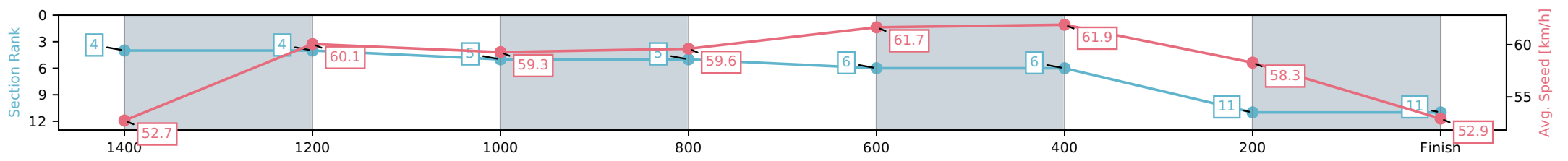
Race 6: TAB Class 4 Handicap - 1680m

13 May 2026 - 3:29PM

Track Rating: Soft 6, Weather: Overcast, Rail Position: +4m Entire Circuit



Section	L1680	L1400	L1200	L1000	L800	L600	L400	L200
Section Times	1:45.12 (0:19.20)	1:25.92 [4] (0:12.09)	1:13.82 [5] (0:12.27)	1:01.56 [5] (0:12.10)	0:49.46 [6] (0:11.76)	0:37.70 [6] (0:11.72)	0:25.98 [11] (0:12.49)	0:13.49 [11] (0:13.49)
Average Speed [km/h]	52.7	60.1	59.3	59.6	61.7	61.9	58.3	52.9
Top Speed [km/h]	63.1	61.3	60.2	60.5	62.6	63.1	59.9	57.2
Avg. Dist. to Rail [m]	4.4	1.9	2.5	1.4	1.7	2.1	3.7	4.1
Avg. Stride Freq. [Hz]	2.3	2.2	2.2	2.2	2.3	2.3	2.2	2.1
Avg. Stride Length [m]	6.9	7.7	7.6	7.7	7.7	7.7	7.5	7.3



[ ] Ranking at each section and finish  
 -:-:- No data available at this section  
 NA No data available



Ipswich QLD  
 Race 7: AVS SECURITY BENCHMARK 78 Handicap - 1100m  
 13 May 2026 - 4:07PM



Track Rating: Soft 6, Weather: Overcast, Rail Position: +4m Entire Circuit

Field Times  
 (Race Tempo)                      1:04.07    0:55.78    0:45.06    0:34.29    0:23.14    0:11.64  
    (0:08.29)    (0:10.71)    (0:10.78)    (0:11.15)    (0:11.49)    (0:11.64)

Rank	TAB#	Horse	Overall Time	First 400m	Top Speed km/h (Section)	L1100	L1000	L800	L600	L400	L200		
	(BAR#)	Jockey	Margin (DT-W)	Last 600m	Fastest Section (Time)	Start - 1000	1000 - 800	800 - 600	600 - 400	400 - 200	200 - Finish		
1	1	Town Crier	1:04.07	0:24.33	68.3 (800-600)	1:04.07	0:55.78 [1]	0:45.06 [1]	0:34.29 [1]	0:23.14 [1]	0:11.64 [1]		
	(19)	Fiona Sandkuhl		0:34.28	1000-800 (0:10.72)	(0:08.29)	(0:10.72)	(0:10.78)	(0:11.15)	(0:11.49)	(0:11.64)		
2	9	First Mission	1:04.20	0:24.69	67.1 (800-600)	1:04.20	0:55.83 [3]	0:44.88 [4]	0:34.01 [4]	0:22.91 [4]	0:11.63 [3]		
	(6)	Kyle Wilson-Taylor	0.7L (+0)	0:34.01	800-600 (0:10.87)	(0:08.37)	(0:10.95)	(0:10.87)	(0:11.10)	(0:11.28)	(0:11.63)		
3	7	Ralphie	1:04.24	0:24.92	67.1 (800-600)	1:04.24	0:55.61 [7]	0:44.72 [6]	0:33.86 [6]	0:22.74 [6]	0:11.56 [4]		
	(2)	Brandon Lerena	1.0L (+1)	0:33.85	800-600 (0:10.86)	(0:08.63)	(0:10.89)	(0:10.86)	(0:11.12)	(0:11.17)	(0:11.56)		
4	14	Break Free	1:04.44	0:25.07	67.2 (800-600)	1:04.44	0:55.81 [6]	0:44.79 [7]	0:33.86 [7]	0:22.72 [7]	0:11.43 [8]		
	(8)	Daniel Moor	2.1L (+3)	0:33.87	800-600 (0:10.93)	(0:08.63)	(0:11.02)	(0:10.93)	(0:11.14)	(0:11.30)	(0:11.43)		
5	8	Aldolfo	1:04.53	0:25.33	67.2 (800-600)	1:04.53	0:55.73 [10]	0:44.60 [8]	0:33.76 [8]	0:22.65 [8]	0:11.55 [7]		
	(4)	Boris Thornton	2.7L (+1)	0:33.76	800-600 (0:10.83)	(0:08.80)	(0:11.14)	(0:10.83)	(0:11.11)	(0:11.10)	(0:11.55)		
5	15	The Gambling Greek	1:04.53	0:24.65	68.3 (800-600)	1:04.53	0:56.20 [2]	0:45.24 [3]	0:34.42 [3]	0:23.31 [3]	0:12.08 [2]		
	(12)	Emily Lang	2.7L (+3)	0:34.43	800-600 (0:10.82)	(0:08.33)	(0:10.96)	(0:10.82)	(0:11.12)	(0:11.23)	(0:12.08)		
7	3	State In Texas	1:04.56	0:24.83	68.1 (800-600)	1:04.56	0:55.95 [5]	0:45.06 [5]	0:34.24 [5]	0:23.15 [5]	0:11.85 [6]		
	(14)	Chelsea Baker	2.9L (+4)	0:34.24	800-600 (0:10.82)	(0:08.61)	(0:10.89)	(0:10.82)	(0:11.09)	(0:11.30)	(0:11.85)		
8	19	Cressbrook	1:04.56	0:25.44	67.2 (800-600)	1:04.56	0:55.82 [9]	0:44.55 [9]	0:33.65 [9]	0:22.55 [9]	0:11.26 [10]		
	(9)	Tiffani Brooker	2.9L (+2)	0:33.65	800-600 (0:10.90)	(0:08.74)	(0:11.27)	(0:10.90)	(0:11.10)	(0:11.29)	(0:11.26)		
9	4	Thelwell	1:04.91	0:25.59	67.0 (800-600)	1:04.91	0:56.23 [8]	0:44.78 [10]	0:33.88 [10]	0:22.79 [10]	0:11.68 [9]		
	(15)	Benjamin Osmond	5.0L (+1)	0:33.88	800-600 (0:10.90)	(0:08.68)	(0:11.44)	(0:10.90)	(0:11.09)	(0:11.11)	(0:11.68)		
10	5	Antonito	1:05.33	0:24.34	69.2 (1000-800)	1:05.33	0:56.90 [4]	0:46.28 [2]	0:35.48 [2]	0:24.30 [2]	0:12.63 [5]		
	(5)	Jace McMurray	7.4L (+8)	0:35.49	1000-800 (0:10.62)	(0:08.43)	(0:10.62)	(0:10.80)	(0:11.19)	(0:11.67)	(0:12.63)		

Scratched: Heartoni (#2), Hearts Are Better (#6), Enterprise Lucia (#10), Joy A Plenty (#11), Party Spirit (#12), Isti Star (#13), Alpha Bravo (#16), Count Nicholas (#17), Synergy In Motion (#18)

Report Created: Wed 13 May 2026

(Note: Races are conducted over an approximate distance as close as possible to the advertised distance, and recorded data may vary accordingly. Official times refer to race times only and do not include handicap times.)

[ ] Position in running at each section and finish  
 -:-- No data available at this section  
 NA No data available  
 DNT Did not track

TAB# Saddle cloth number  
 BAR# Barrier/Gate Position  
 DNF Did not finish  
 DT-W Distance travelled compared to winner in metres

Fastest split  
 Fastest section

data processed by TRIPLESDATA

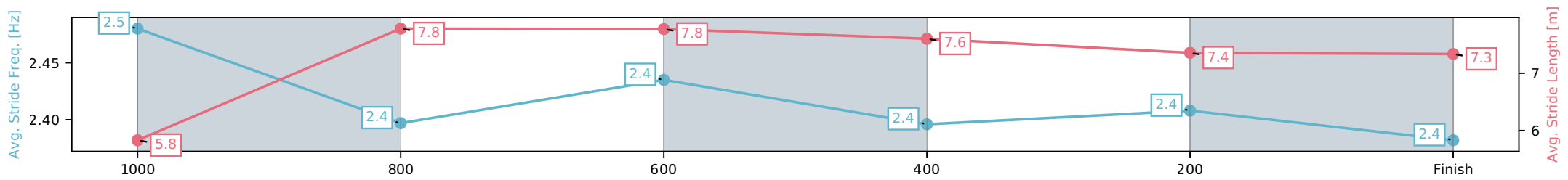
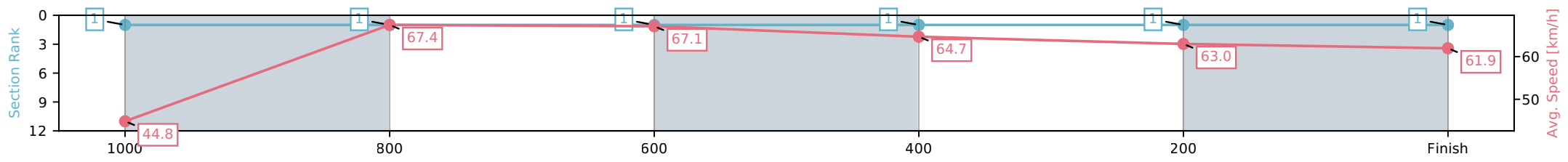
Horse/Jockey Name	Town Crier/Fiona Sandkuhl
Finish Rank	1
Fastest Section Time (Section)	0:10.72 (1000-800)
Top Speed [km/h] (Section)	68.3 (800-600)
Race State	Finished



Ipswich QLD --Professional-2026-05-13  
 Race 7: AVS SECURITY BENCHMARK 78 Handicap - 1100m  
 13 May 2026 - 4:07PM  
 Track Rating: Soft 6, Weather: Overcast, Rail Position: +4m Entire Circuit



Section	L1100	L1000	L800	L600	L400	L200
Section Times	1:04.07 (0:08.29)	0:55.78 [1] (0:10.72)	0:45.06 [1] (0:10.78)	0:34.29 [1] (0:11.15)	0:23.14 [1] (0:11.49)	0:11.64 [1] (0:11.64)
Average Speed [km/h]	44.8	67.4	67.1	64.7	63.0	61.9
Top Speed [km/h]	63.3	68.2	68.3	65.4	64.3	63.9
Avg. Dist. to Rail [m]	10.6	3.0	0.9	0.7	2.0	1.6
Avg. Stride Freq. [Hz]	2.5	2.4	2.4	2.4	2.4	2.4
Avg. Stride Length [m]	5.8	7.8	7.8	7.6	7.4	7.3



[ ] Ranking at each section and finish  
 -:-:- No data available at this section  
 NA No data available

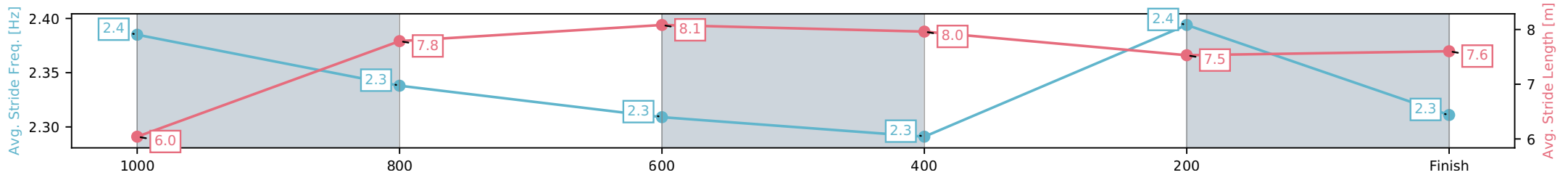
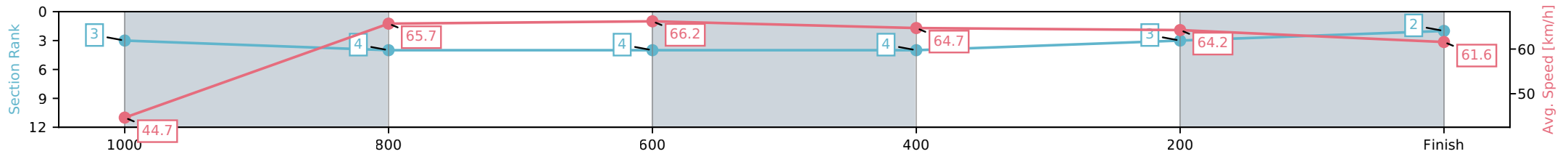
Horse/Jockey Name	First Mission/Kyle Wilson-Taylor
Finish Rank	2
Fastest Section Time (Section)	0:10.87 (800-600)
Top Speed [km/h] (Section)	67.1 (800-600)
Race State	Finished



Ipswich QLD --Professional-2026-05-13  
 Race 7: AVS SECURITY BENCHMARK 78 Handicap - 1100m  
 13 May 2026 - 4:07PM  
 Track Rating: Soft 6, Weather: Overcast, Rail Position: +4m Entire Circuit



Section	L1100	L1000	L800	L600	L400	L200
Section Times	1:04.20 (0:08.37)	0:55.83 [4] (0:10.95)	0:44.88 [4] (0:10.87)	0:34.01 [4] (0:11.10)	0:22.91 [3] (0:11.28)	0:11.63 [2] (0:11.63)
Average Speed [km/h]	44.7	65.7	66.2	64.7	64.2	61.6
Top Speed [km/h]	61.5	66.6	67.1	65.9	65.2	64.8
Avg. Dist. to Rail [m]	4.7	0.7	0.4	0.4	2.2	2.7
Avg. Stride Freq. [Hz]	2.4	2.3	2.3	2.3	2.4	2.3
Avg. Stride Length [m]	6.0	7.8	8.1	8.0	7.5	7.6



- [ ] Ranking at each section and finish
- :-:- No data available at this section
- NA No data available

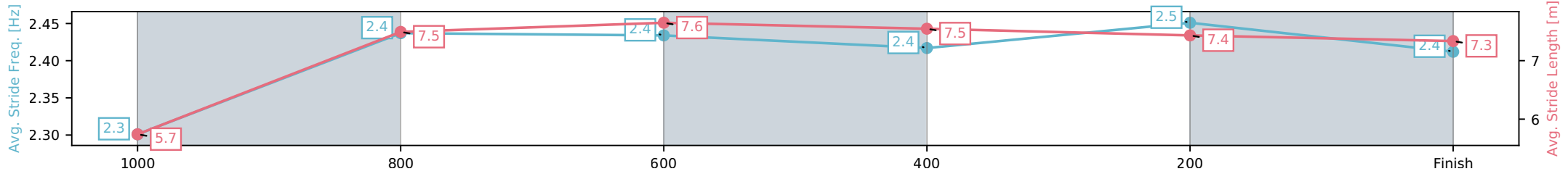
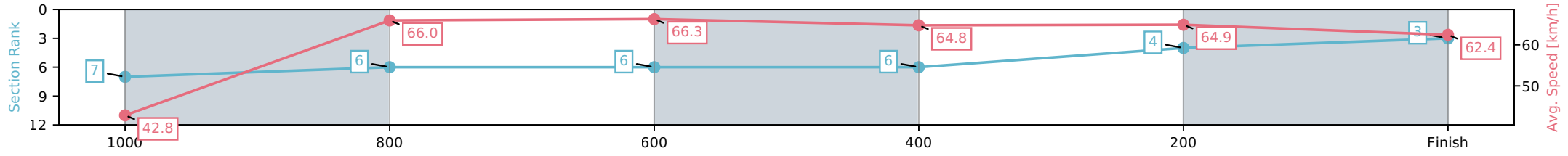
Horse/Jockey Name	Ralphie/Brandon Lerena
Finish Rank	3
Fastest Section Time (Section)	0:10.86 (800-600)
Top Speed [km/h] (Section)	67.1 (800-600)
Race State	Finished



Ipswich QLD --Professional-2026-05-13  
 Race 7: AVS SECURITY BENCHMARK 78 Handicap - 1100m  
 13 May 2026 - 4:07PM  
 Track Rating: Soft 6, Weather: Overcast, Rail Position: +4m Entire Circuit



Section	L1100	L1000	L800	L600	L400	L200
Section Times	1:04.24 (0:08.63)	0:55.61 [6] (0:10.89)	0:44.72 [6] (0:10.86)	0:33.86 [6] (0:11.12)	0:22.74 [4] (0:11.17)	0:11.56 [3] (0:11.56)
Average Speed [km/h]	42.8	66.0	66.3	64.8	64.9	62.4
Top Speed [km/h]	60.9	66.9	67.1	66.6	65.5	64.8
Avg. Dist. to Rail [m]	1.4	0.9	0.3	0.4	2.7	1.2
Avg. Stride Freq. [Hz]	2.3	2.4	2.4	2.4	2.5	2.4
Avg. Stride Length [m]	5.7	7.5	7.6	7.5	7.4	7.3



[ ] Ranking at each section and finish  
 -.-.- No data available at this section  
 NA No data available

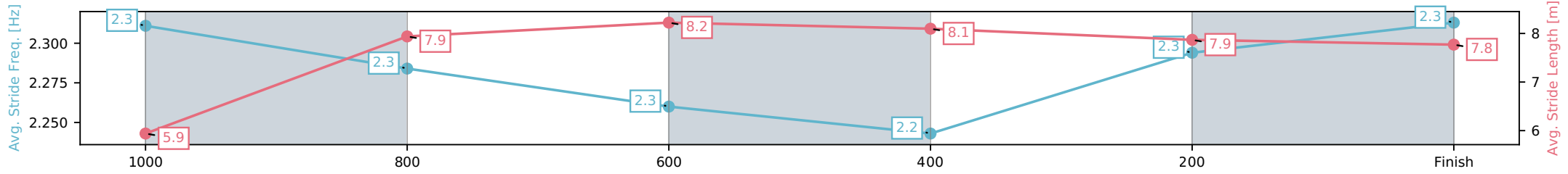
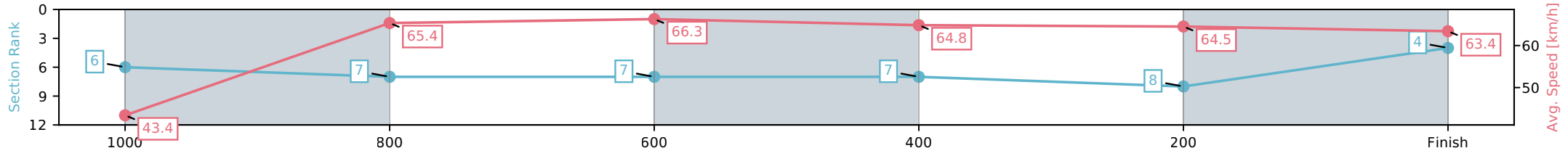
Horse/Jockey Name	Break Free/Daniel Moor
Finish Rank	4
Fastest Section Time (Section)	0:10.93 (800-600)
Top Speed [km/h] (Section)	67.2 (800-600)
Race State	Finished



Ipswich QLD --Professional-2026-05-13  
 Race 7: AVS SECURITY BENCHMARK 78 Handicap - 1100m  
 13 May 2026 - 4:07PM  
 Track Rating: Soft 6, Weather: Overcast, Rail Position: +4m Entire Circuit



Section	L1100	L1000	L800	L600	L400	L200
Section Times	1:04.44 (0:08.63)	0:55.81 [7] (0:11.02)	0:44.79 [7] (0:10.93)	0:33.86 [7] (0:11.14)	0:22.72 [8] (0:11.30)	0:11.43 [4] (0:11.43)
Average Speed [km/h]	43.4	65.4	66.3	64.8	64.5	63.4
Top Speed [km/h]	62.9	66.2	67.2	65.5	65.3	65.4
Avg. Dist. to Rail [m]	5.1	1.3	1.3	1.3	3.8	6.1
Avg. Stride Freq. [Hz]	2.3	2.3	2.3	2.2	2.3	2.3
Avg. Stride Length [m]	5.9	7.9	8.2	8.1	7.9	7.8



[ ] Ranking at each section and finish  
 -:-:- No data available at this section  
 NA No data available

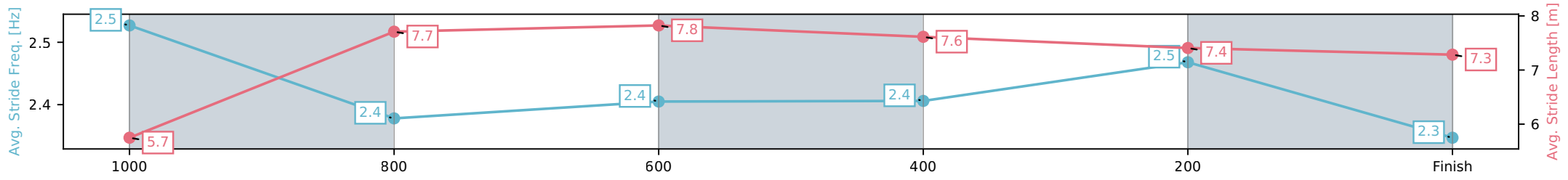
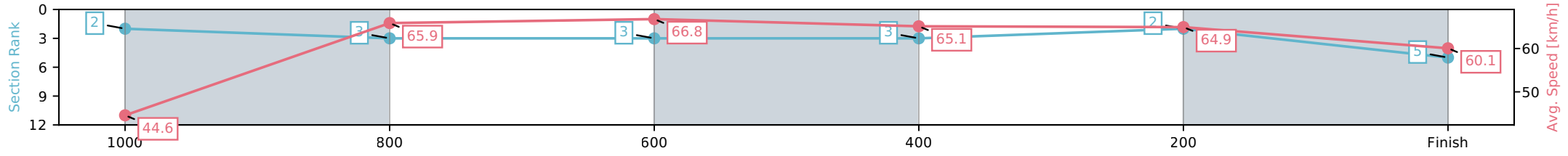
Horse/Jockey Name	Aldolfito/Boris Thornton
Finish Rank	5
Fastest Section Time (Section)	0:10.83 (800-600)
Top Speed [km/h] (Section)	67.2 (800-600)
Race State	Finished



Ipswich QLD --Professional-2026-05-13  
 Race 7: AVS SECURITY BENCHMARK 78 Handicap - 1100m  
 13 May 2026 - 4:07PM  
 Track Rating: Soft 6, Weather: Overcast, Rail Position: +4m Entire Circuit



Section	L1100	L1000	L800	L600	L400	L200
Section Times	1:04.53 (0:08.80)	0:55.73 [8] (0:11.14)	0:44.60 [8] (0:10.83)	0:33.76 [8] (0:11.11)	0:22.65 [7] (0:11.10)	0:11.55 [5] (0:11.55)
Average Speed [km/h]	42.4	64.4	66.5	64.9	65.2	62.0
Top Speed [km/h]	60.4	66.0	67.2	66.2	66.9	64.7
Avg. Dist. to Rail [m]	3.1	1.1	0.3	0.5	2.7	5.1
Avg. Stride Freq. [Hz]	2.3	2.4	2.4	2.4	2.4	2.4
Avg. Stride Length [m]	5.8	7.5	7.7	7.7	7.5	7.4



[ ] Ranking at each section and finish  
 -:-:- No data available at this section  
 NA No data available

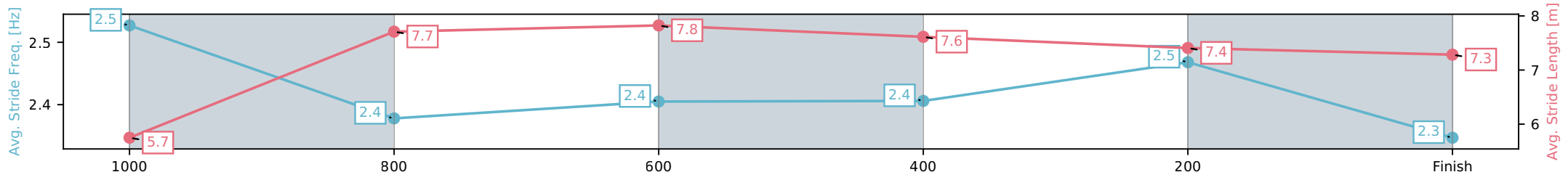
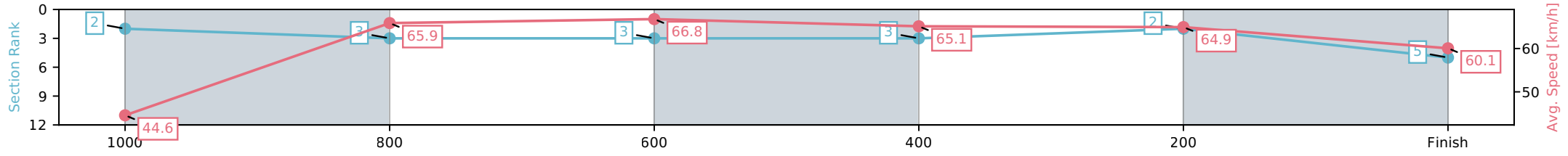
Horse/Jockey Name	The Gambling Greek/Emily Lang
Finish Rank	5
Fastest Section Time (Section)	0:10.82 (800-600)
Top Speed [km/h] (Section)	68.3 (800-600)
Race State	Finished



Ipswich QLD --Professional-2026-05-13  
 Race 7: AVS SECURITY BENCHMARK 78 Handicap - 1100m  
 13 May 2026 - 4:07PM  
 Track Rating: Soft 6, Weather: Overcast, Rail Position: +4m Entire Circuit



Section	L1100	L1000	L800	L600	L400	L200
Section Times	1:04.53 (0:08.33)	0:56.20 [3] (0:10.96)	0:45.24 [3] (0:10.82)	0:34.42 [3] (0:11.12)	0:23.31 [2] (0:11.23)	0:12.08 [5] (0:12.08)
Average Speed [km/h]	44.6	65.9	66.8	65.1	64.9	60.1
Top Speed [km/h]	62.9	67.1	68.3	65.7	65.5	62.9
Avg. Dist. to Rail [m]	7.9	2.4	0.9	1.3	4.3	4.2
Avg. Stride Freq. [Hz]	2.5	2.4	2.4	2.4	2.5	2.3
Avg. Stride Length [m]	5.7	7.7	7.8	7.6	7.4	7.3



[ ] Ranking at each section and finish  
 -:-:- No data available at this section  
 NA No data available

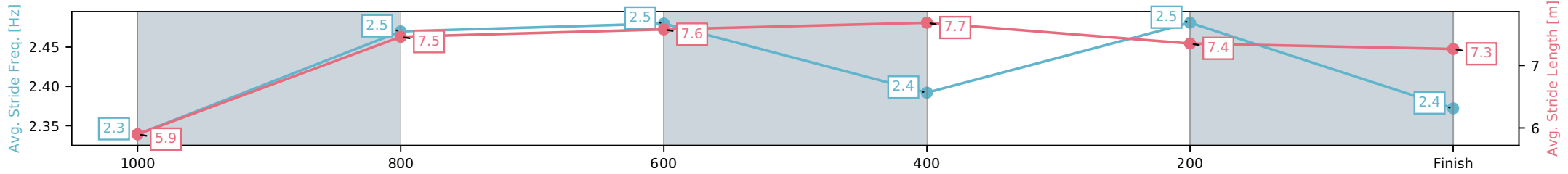
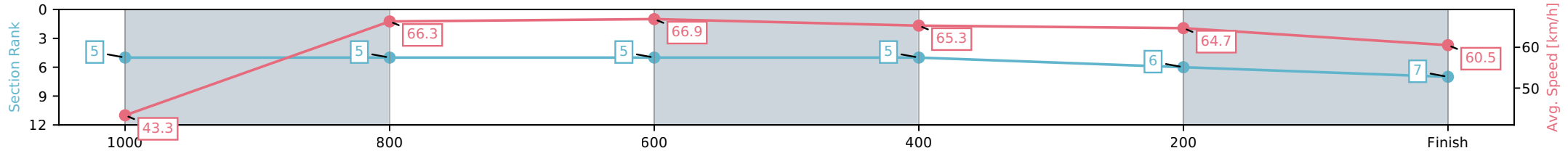
Horse/Jockey Name	State In Texas/Chelsea Baker
Finish Rank	7
Fastest Section Time (Section)	0:10.82 (800-600)
Top Speed [km/h] (Section)	68.1 (800-600)
Race State	Finished



Ipswich QLD --Professional-2026-05-13  
 Race 7: AVS SECURITY BENCHMARK 78 Handicap - 1100m  
 13 May 2026 - 4:07PM  
 Track Rating: Soft 6, Weather: Overcast, Rail Position: +4m Entire Circuit



Section	L1100	L1000	L800	L600	L400	L200
Section Times	1:04.56 (0:08.61)	0:55.95 [5] (0:10.89)	0:45.06 [5] (0:10.82)	0:34.24 [5] (0:11.09)	0:23.15 [6] (0:11.30)	0:11.85 [7] (0:11.85)
Average Speed [km/h]	43.3	66.3	66.9	65.3	64.7	60.5
Top Speed [km/h]	61.8	67.6	68.1	66.1	65.7	63.2
Avg. Dist. to Rail [m]	8.2	2.4	1.4	1.8	4.7	6.1
Avg. Stride Freq. [Hz]	2.3	2.5	2.5	2.4	2.5	2.4
Avg. Stride Length [m]	5.9	7.5	7.6	7.7	7.4	7.3



[ ] Ranking at each section and finish  
 -:-:- No data available at this section  
 NA No data available

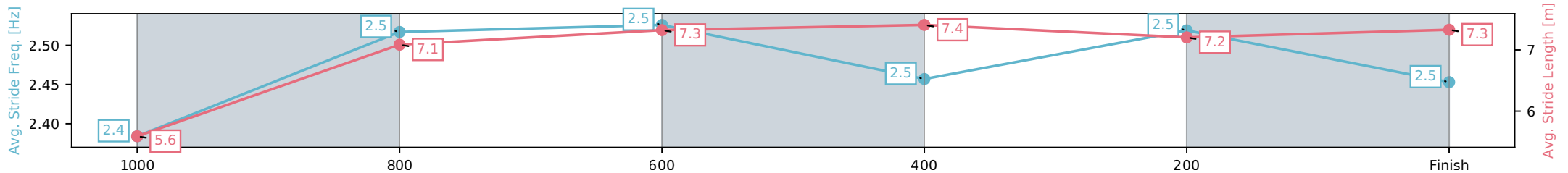
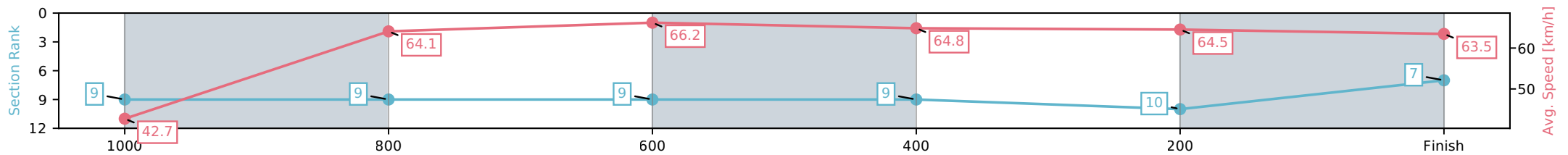
Horse/Jockey Name	Cressbrook/Tiffani Brooker
Finish Rank	8
Fastest Section Time (Section)	0:10.90 (800-600)
Top Speed [km/h] (Section)	67.2 (800-600)
Race State	Finished



Ipswich QLD --Professional-2026-05-13  
 Race 7: AVS SECURITY BENCHMARK 78 Handicap - 1100m  
 13 May 2026 - 4:07PM  
 Track Rating: Soft 6, Weather: Overcast, Rail Position: +4m Entire Circuit



Section	L1100	L1000	L800	L600	L400	L200
Section Times	1:04.56 (0:08.74)	0:55.82 [9] (0:11.27)	0:44.55 [9] (0:10.90)	0:33.65 [9] (0:11.10)	0:22.55 [10] (0:11.29)	0:11.26 [7] (0:11.26)
Average Speed [km/h]	42.7	64.1	66.2	64.8	64.5	63.5
Top Speed [km/h]	61.3	65.3	67.2	65.5	65.5	65.0
Avg. Dist. to Rail [m]	6.6	2.1	0.7	0.3	4.5	7.2
Avg. Stride Freq. [Hz]	2.4	2.5	2.5	2.5	2.5	2.5
Avg. Stride Length [m]	5.6	7.1	7.3	7.4	7.2	7.3



- [ ] Ranking at each section and finish
- :-:- No data available at this section
- NA No data available

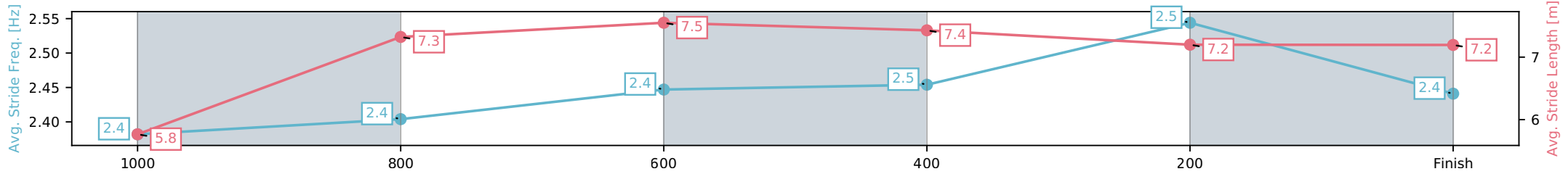
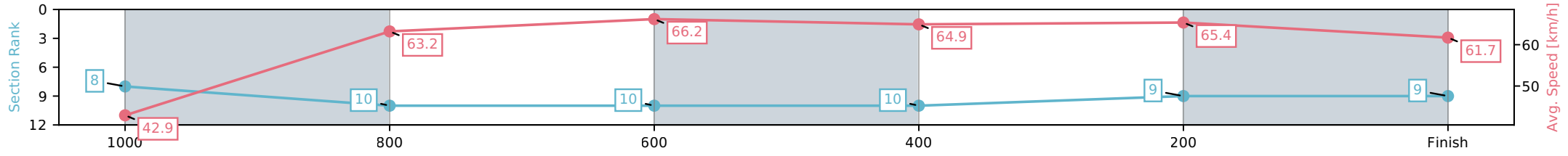
Horse/Jockey Name	Thelwell/Benjamin Osmond
Finish Rank	9
Fastest Section Time (Section)	0:10.90 (800-600)
Top Speed [km/h] (Section)	67.0 (800-600)
Race State	Finished



Ipswich QLD --Professional-2026-05-13  
 Race 7: AVS SECURITY BENCHMARK 78 Handicap - 1100m  
 13 May 2026 - 4:07PM  
 Track Rating: Soft 6, Weather: Overcast, Rail Position: +4m Entire Circuit



Section	L1100	L1000	L800	L600	L400	L200
Section Times	1:04.91 (0:08.68)	0:56.23 [10] (0:11.44)	0:44.78 [10] (0:10.90)	0:33.88 [10] (0:11.09)	0:22.79 [9] (0:11.11)	0:11.68 [9] (0:11.68)
Average Speed [km/h]	42.9	63.2	66.2	64.9	65.4	61.7
Top Speed [km/h]	60.1	64.7	67.0	65.9	66.4	65.4
Avg. Dist. to Rail [m]	10.1	3.6	0.6	0.4	2.4	2.0
Avg. Stride Freq. [Hz]	2.4	2.4	2.4	2.5	2.5	2.4
Avg. Stride Length [m]	5.8	7.3	7.5	7.4	7.2	7.2



[ ] Ranking at each section and finish  
 -:-:- No data available at this section  
 NA No data available

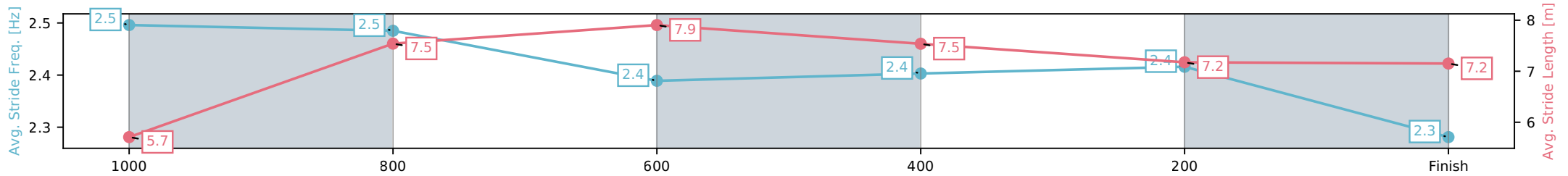
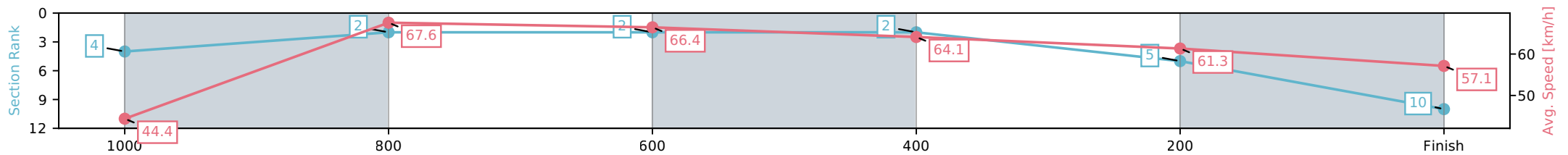
Horse/Jockey Name	Antonito/Jace McMurray
Finish Rank	10
Fastest Section Time (Section)	0:10.62 (1000-800)
Top Speed [km/h] (Section)	69.2 (1000-800)
Race State	Finished



Ipswich QLD --Professional-2026-05-13  
 Race 7: AVS SECURITY BENCHMARK 78 Handicap - 1100m  
 13 May 2026 - 4:07PM  
 Track Rating: Soft 6, Weather: Overcast, Rail Position: +4m Entire Circuit



Section	L1100	L1000	L800	L600	L400	L200
Section Times	1:05.33 (0:08.43)	0:56.90 [2] (0:10.62)	0:46.28 [2] (0:10.80)	0:35.48 [2] (0:11.19)	0:24.30 [5] (0:11.67)	0:12.63 [10] (0:12.63)
Average Speed [km/h]	44.4	67.6	66.4	64.1	61.3	57.1
Top Speed [km/h]	63.1	69.2	68.8	65.5	63.3	61.0
Avg. Dist. to Rail [m]	3.9	1.2	0.5	0.9	1.2	1.3
Avg. Stride Freq. [Hz]	2.5	2.5	2.4	2.4	2.4	2.3
Avg. Stride Length [m]	5.7	7.5	7.9	7.5	7.2	7.2



- [ ] Ranking at each section and finish
- :-:- No data available at this section
- NA No data available



# Ipswich QLD

Race 8: POCO VINO QTIS Three-Year-Old & Four-Year-Old BENCHMARK 68 Handicap - 1100m

13 May 2026 - 4:39PM

Track Rating: Soft 6, Weather: Overcast, Rail Position: +4m Entire Circuit



Field Times (Race Tempo)      1:04.46    0:56.31    0:45.96    0:35.04    0:23.89    0:12.41  
 (0:08.15)    (0:10.35)    (0:10.92)    (0:11.16)    (0:11.48)    (0:12.41)

Rank	TAB#	Horse	Overall Time	First 400m	Top Speed km/h (Section)	L1100	L1000	L800	L600	L400	L200		
	(BAR#)	Jockey	Margin (DT-W)	Last 600m	Fastest Section (Time)	Start - 1000	1000 - 800	800 - 600	600 - 400	400 - 200	200 - Finish		
1	2	Alpha Bravo	1:04.46	0:23.92	71.9 (1000-800)	1:04.46	0:56.24 [2]	0:45.96 [1]	0:35.04 [1]	0:23.89 [1]	0:12.27 [2]		
	(18)	Chelsea Baker		0:35.05	1000-800 (0:10.28)	(0:08.22)	(0:10.28)	(0:10.92)	(0:11.16)	(0:11.62)	(0:12.27)		
2	16	Naturally Lit	1:04.55	0:24.85	67.1 (1000-800)	1:04.55	0:55.96 [9]	0:45.12 [9]	0:34.20 [10]	0:22.88 [10]	0:11.54 [8]		
	(16)	Michael Rodd	0.5L (+2)	0:34.20	1000-800 (0:10.84)	(0:08.59)	(0:10.84)	(0:10.92)	(0:11.32)	(0:11.34)	(0:11.54)		
3	3	Click Click Boom	1:04.55	0:24.35	69.6 (1000-800)	1:04.55	0:56.18 [6]	0:45.61 [3]	0:34.72 [4]	0:23.53 [4]	0:12.09 [3]		
	(10)	Benjamin Osmond	0.6L (+0)	0:34.72	1000-800 (0:10.56)	(0:08.38)	(0:10.56)	(0:10.89)	(0:11.19)	(0:11.44)	(0:12.09)		
4	11	Satisfied Mugs	1:04.61	0:24.55	70.3 (1000-800)	1:04.61	0:56.25 [4]	0:45.48 [5]	0:34.57 [5]	0:23.32 [6]	0:11.88 [5]		
	(17)	Taylor Marshall	0.9L (+2)	0:34.56	1000-800 (0:10.77)	(0:08.36)	(0:10.77)	(0:10.91)	(0:11.25)	(0:11.43)	(0:11.88)		
5	9	Manukau	1:04.64	0:24.91	68.4 (800-600)	1:04.64	0:55.95 [11]	0:45.15 [10]	0:34.38 [9]	0:23.17 [7]	0:11.91 [6]		
	(8)	Jace McMurray	1.1L (+2)	0:34.37	800-600 (0:10.77)	(0:08.69)	(0:10.80)	(0:10.77)	(0:11.20)	(0:11.26)	(0:11.91)		
6	10	Petite Palace	1:04.75	0:24.66	68.1 (800-600)	1:04.75	0:56.36 [8]	0:45.42 [8]	0:34.62 [6]	0:23.51 [5]	0:12.06 [4]		
	(2)	Brandon Lerena	1.7L (+1)	0:34.62	800-600 (0:10.80)	(0:08.39)	(0:10.94)	(0:10.80)	(0:11.11)	(0:11.45)	(0:12.06)		
7	5	Thundering Soul	1:04.83	0:24.09	68.5 (800-600)	1:04.83	0:56.68 [1]	0:46.04 [2]	0:35.26 [2]	0:24.21 [2]	0:12.78 [1]		
	(9)	Tahlia Fenlon	2.2L (+3)	0:35.27	1000-800 (0:10.64)	(0:08.15)	(0:10.64)	(0:10.78)	(0:11.06)	(0:11.43)	(0:12.78)		
8	12	Secret Sort	1:05.17	0:25.25	67.7 (800-600)	1:05.17	0:56.34 [12]	0:45.27 [11]	0:34.52 [11]	0:23.45 [11]	0:12.06 [9]		
	(3)	Vlad Duric	4.2L (+3)	0:34.51	800-600 (0:10.76)	(0:08.83)	(0:11.06)	(0:10.76)	(0:11.06)	(0:11.39)	(0:12.06)		
9	14	Bellove	1:05.36	0:24.68	67.4 (1000-800)	1:05.36	0:56.99 [5]	0:46.12 [7]	0:35.15 [7]	0:23.77 [9]	0:12.13 [11]		
	(6)	Mark Du Plessis	5.3L (+2)	0:35.15	1000-800 (0:10.87)	(0:08.37)	(0:10.87)	(0:10.97)	(0:11.38)	(0:11.64)	(0:12.13)		
10	20	Wynette	1:05.52	0:24.36	68.9 (800-600)	1:05.52	0:57.24 [3]	0:46.47 [4]	0:35.70 [3]	0:24.55 [3]	0:12.70 [7]		
	(1)	Emily Lang	6.2L (-1)	0:35.70	800-600 (0:10.76)	(0:08.28)	(0:10.77)	(0:10.76)	(0:11.15)	(0:11.85)	(0:12.70)		

Scratched: Break Free (#6), Isti Star (#7), Impervious (#8), Financially Famous (#13), Horrible Hank (#15), Bold Bidder (#17), Strike Weapon (#18), Spirit Of Barty (#19), Moroccan Wind (#21)

Report Created: Wed 13 May 2026

(Note: Races are conducted over an approximate distance as close as possible to the advertised distance, and recorded data may vary accordingly. Official times refer to race times only and do not include handicap times.)

[ ] Position in running at each section and finish    TAB# Saddle cloth number  
 -:-:- No data available at this section                BAR# Barrier/Gate Position  
 NA No data available                                        DNF Did not finish  
 DNT Did not track     DT-W Distance travelled compared to winner in metres

Fastest split  
 Fastest section

data processed by TRIPLESDATA



# Ipswich QLD

Race 8: POCO VINO QTIS Three-Year-Old & Four-Year-Old BENCHMARK 68 Handicap - 1100m

13 May 2026 - 4:39PM

Track Rating: Soft 6, Weather: Overcast, Rail Position: +4m Entire Circuit



Field Times (Race Tempo)      1:04.46 (0:08.15)    0:56.31 (0:10.35)    0:45.96 (0:10.92)    0:35.04 (0:11.16)    0:23.89 (0:11.48)    0:12.41 (0:12.41)

Rank	TAB#	Horse	Overall Time	First 400m	Top Speed km/h (Section)	L1100	L1000	L800	L600	L400	L200		
	(BAR#)	Jockey	Margin (DT-W)	Last 600m	Fastest Section (Time)	Start - 1000	1000 - 800	800 - 600	600 - 400	400 - 200	200 - Finish		
11	4	Climactic	1:05.83	0:24.67	67.1 (800-600)	1:05.83	0:57.44 [7]	0:46.61 [6]	0:35.61 [8]	0:24.28 [8]	0:12.64 [10]		
	(4)	Corey Sutherland	8.1L (+2)	0:35.61	1000-800 (0:10.83)	(0:08.39)	(0:10.83)	(0:11.00)	(0:11.34)	(0:11.63)	(0:12.64)		
12	1	Hearts Are Better	1:05.95	0:25.23	68.7 (800-600)	1:05.95	0:57.27 [10]	0:45.99 [12]	0:35.26 [12]	0:23.86 [12]	0:12.20 [12]		
	(5)	Fiona Sandkuhl	8.8L (+5)	0:35.26	800-600 (0:10.73)	(0:08.68)	(0:11.28)	<b>(0:10.73)</b>	(0:11.40)	(0:11.66)	(0:12.20)		

Scratched: Break Free (#6), Isti Star (#7), Impervious (#8), Financially Famous (#13), Horrible Hank (#15), Bold Bidder (#17), Strike Weapon (#18), Spirit Of Barty (#19), Moroccan Wind (#21)

Report Created: Wed 13 May 2026

(Note: Races are conducted over an approximate distance as close as possible to the advertised distance, and recorded data may vary accordingly. Official times refer to race times only and do not include handicap times.)

[ ] Position in running at each section and finish    TAB# Saddle cloth number

-:-:- No data available at this section

NA No data available

DNT Did not track

BAR# Barrier/Gate Position

DNF Did not finish

DT-W Distance travelled compared to winner in metres

Fastest split

Fastest section

data processed by TRIPLESDATA

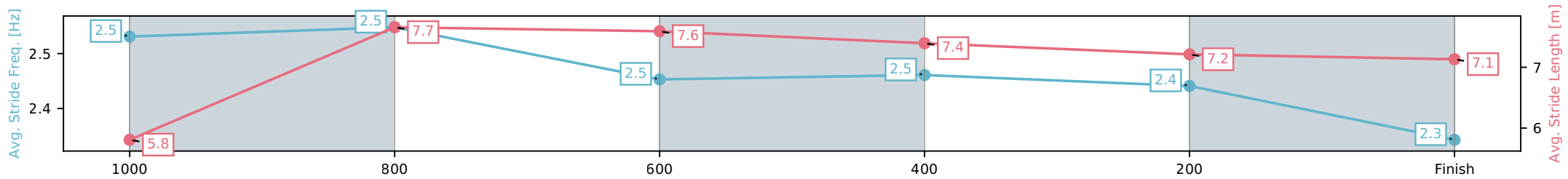
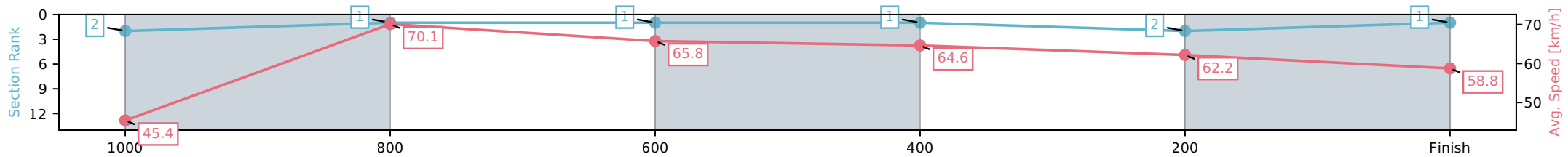
Horse/Jockey Name	Alpha Bravo/Chelsea Baker
Finish Rank	1
Fastest Section Time (Section)	0:10.28 (1000-800)
Top Speed [km/h] (Section)	71.9 (1000-800)
Race State	Finished



Ipswich QLD --Professional-2026-05-13  
 Race 8: POCO VINO QTIS Three-Year-Old & Four-Year-Old  
 BENCHMARK 68 Handicap - 1100m  
 13 May 2026 - 4:39PM  
 Track Rating: Soft 6, Weather: Overcast, Rail Position: +4m Entire Circuit



Section	L1100	L1000	L800	L600	L400	L200
Section Times	1:04.46 (0:08.22)	0:56.24 [1] (0:10.28)	0:45.96 [1] (0:10.92)	0:35.04 [1] (0:11.16)	0:23.89 [2] (0:11.62)	0:12.27 [1] (0:12.27)
Average Speed [km/h]	45.4	70.1	65.8	64.6	62.2	58.8
Top Speed [km/h]	65.2	71.9	68.3	65.5	64.3	61.4
Avg. Dist. to Rail [m]	11.3	3.1	0.6	0.4	1.0	0.3
Avg. Stride Freq. [Hz]	2.5	2.5	2.5	2.5	2.4	2.3
Avg. Stride Length [m]	5.8	7.7	7.6	7.4	7.2	7.1



- [ ] Ranking at each section and finish
- :-:- No data available at this section
- NA No data available

Horse/Jockey Name	Naturally Lit/Michael Rodd
Finish Rank	2
Fastest Section Time (Section)	0:10.84 (1000-800)
Top Speed [km/h] (Section)	67.1 (1000-800)
Race State	Finished



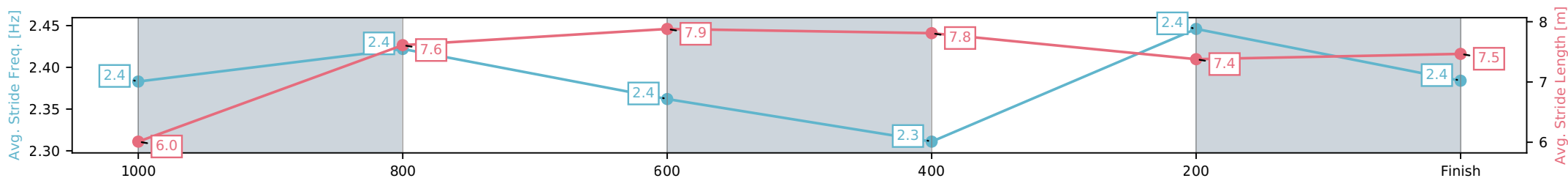
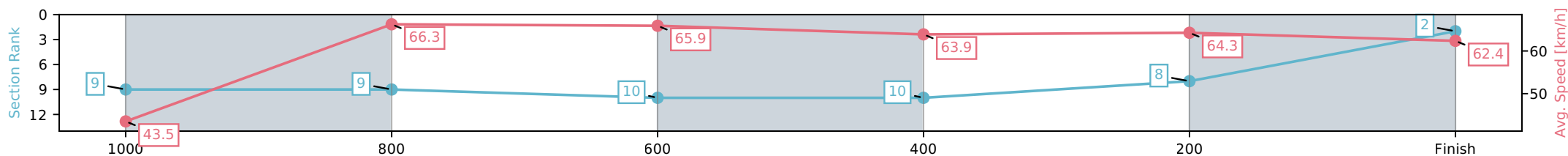
Ipswich QLD --Professional-2026-05-13  
 Race 8: POCO VINO QTIS Three-Year-Old & Four-Year-Old  
 BENCHMARK 68 Handicap - 1100m

13 May 2026 - 4:39PM

Track Rating: Soft 6, Weather: Overcast, Rail Position: +4m Entire Circuit



Section	L1100	L1000	L800	L600	L400	L200
Section Times	1:04.55 (0:08.59)	0:55.96 [9] (0:10.84)	0:45.12 [10] (0:10.92)	0:34.20 [10] (0:11.32)	0:22.88 [8] (0:11.34)	0:11.54 [2] (0:11.54)
Average Speed [km/h]	43.5	66.3	65.9	63.9	64.3	62.4
Top Speed [km/h]	61.8	67.1	66.9	65.0	65.3	65.5
Avg. Dist. to Rail [m]	8.9	1.6	0.4	1.0	3.9	6.6
Avg. Stride Freq. [Hz]	2.4	2.4	2.4	2.3	2.4	2.4
Avg. Stride Length [m]	6.0	7.6	7.9	7.8	7.4	7.5



- [ ] Ranking at each section and finish
- :-:- No data available at this section
- NA No data available

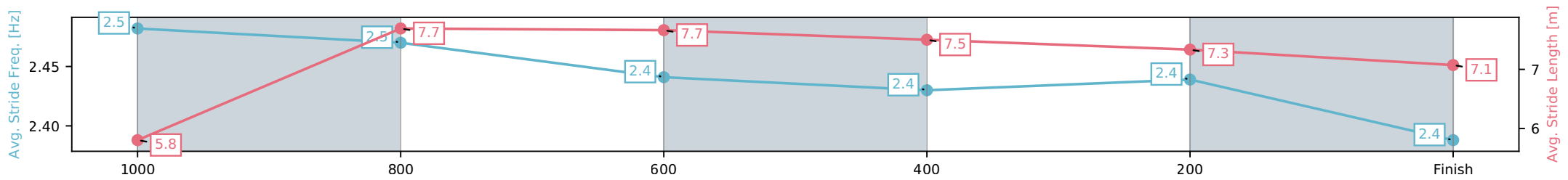
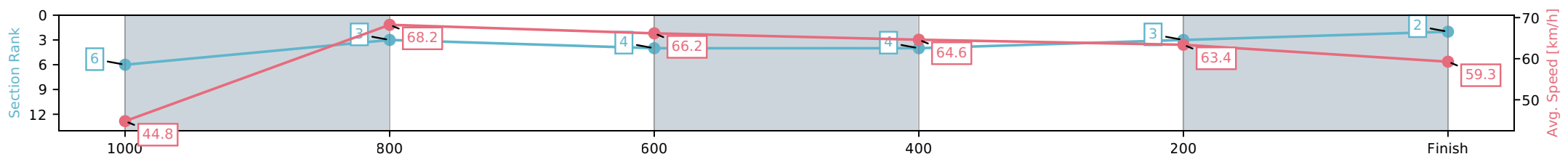
Horse/Jockey Name	Click Click Boom/Benjamin Osmond
Finish Rank	3
Fastest Section Time (Section)	0:10.56 (1000-800)
Top Speed [km/h] (Section)	69.6 (1000-800)
Race State	Finished



Ipswich QLD --Professional-2026-05-13  
 Race 8: POCO VINO QTIS Three-Year-Old & Four-Year-Old  
 BENCHMARK 68 Handicap - 1100m  
 13 May 2026 - 4:39PM  
 Track Rating: Soft 6, Weather: Overcast, Rail Position: +4m Entire Circuit



Section	L1100	L1000	L800	L600	L400	L200
Section Times	1:04.55 (0:08.38)	0:56.18 [3] (0:10.56)	0:45.61 [4] (0:10.89)	0:34.72 [4] (0:11.19)	0:23.53 [3] (0:11.44)	0:12.09 [2] (0:12.09)
Average Speed [km/h]	44.8	68.2	66.2	64.6	63.4	59.3
Top Speed [km/h]	65.4	69.6	67.3	65.5	65.0	61.9
Avg. Dist. to Rail [m]	7.6	2.1	0.4	0.9	2.6	2.3
Avg. Stride Freq. [Hz]	2.5	2.5	2.4	2.4	2.4	2.4
Avg. Stride Length [m]	5.8	7.7	7.7	7.5	7.3	7.1



[ ] Ranking at each section and finish  
 -.-.- No data available at this section  
 NA No data available

Horse/Jockey Name	Satisfied Mugs/Taylor Marshall
Finish Rank	4
Fastest Section Time (Section)	0:10.77 (1000-800)
Top Speed [km/h] (Section)	70.3 (1000-800)
Race State	Finished



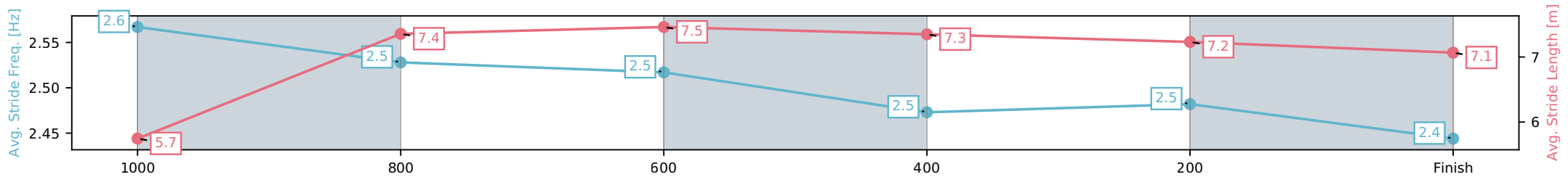
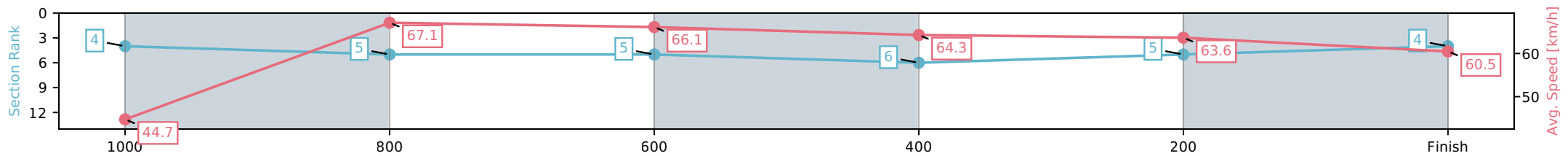
Ipswich QLD --Professional-2026-05-13  
 Race 8: POCO VINO QTIS Three-Year-Old & Four-Year-Old  
 BENCHMARK 68 Handicap - 1100m

13 May 2026 - 4:39PM

Track Rating: Soft 6, Weather: Overcast, Rail Position: +4m Entire Circuit



Section	L1100	L1000	L800	L600	L400	L200
Section Times	1:04.61 (0:08.36)	0:56.25 [5] (0:10.77)	0:45.48 [5] (0:10.91)	0:34.57 [6] (0:11.25)	0:23.32 [5] (0:11.43)	0:11.88 [4] (0:11.88)
Average Speed [km/h]	44.7	67.1	66.1	64.3	63.6	60.5
Top Speed [km/h]	63.0	70.3	68.4	65.9	64.3	63.0
Avg. Dist. to Rail [m]	10.3	2.8	0.9	0.9	3.7	5.3
Avg. Stride Freq. [Hz]	2.6	2.5	2.5	2.5	2.5	2.4
Avg. Stride Length [m]	5.7	7.4	7.5	7.3	7.2	7.1



[ ] Ranking at each section and finish  
 -:-:- No data available at this section  
 NA No data available

Horse/Jockey Name	Manukau/Jace McMurray
Finish Rank	5
Fastest Section Time (Section)	0:10.77 (800-600)
Top Speed [km/h] (Section)	68.4 (800-600)
Race State	Finished



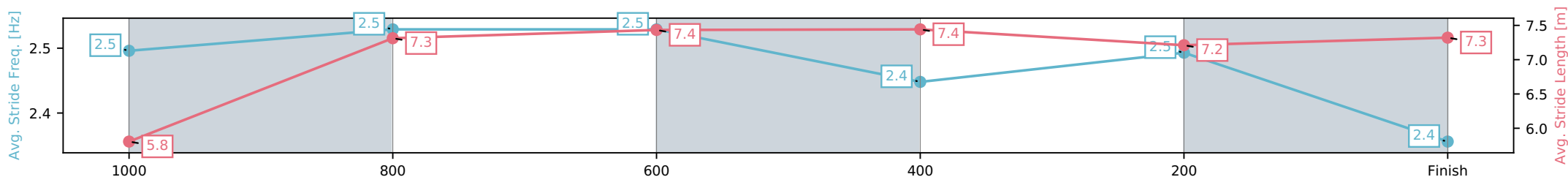
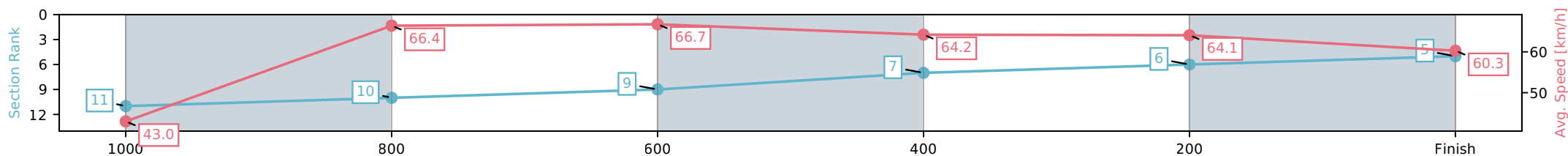
Ipswich QLD --Professional-2026-05-13  
 Race 8: POCO VINO QTIS Three-Year-Old & Four-Year-Old  
 BENCHMARK 68 Handicap - 1100m

13 May 2026 - 4:39PM

Track Rating: Soft 6, Weather: Overcast, Rail Position: +4m Entire  
 Circuit



Section	L1100	L1000	L800	L600	L400	L200
Section Times	1:04.64 (0:08.69)	0:55.95 [10] (0:10.80)	0:45.15 [9] (0:10.77)	0:34.38 [7] (0:11.20)	0:23.17 [6] (0:11.26)	0:11.91 [5] (0:11.91)
Average Speed [km/h]	43.0	66.4	66.7	64.2	64.1	60.3
Top Speed [km/h]	62.3	67.6	68.4	66.1	64.8	63.1
Avg. Dist. to Rail [m]	6.5	1.8	0.3	0.4	1.4	0.8
Avg. Stride Freq. [Hz]	2.5	2.5	2.5	2.4	2.5	2.4
Avg. Stride Length [m]	5.8	7.3	7.4	7.4	7.2	7.3



- [ ] Ranking at each section and finish
- :-:- No data available at this section
- NA No data available

Horse/Jockey Name	Petite Palace/Brandon Lerena
Finish Rank	6
Fastest Section Time (Section)	0:10.80 (800-600)
Top Speed [km/h] (Section)	68.1 (800-600)
Race State	Finished



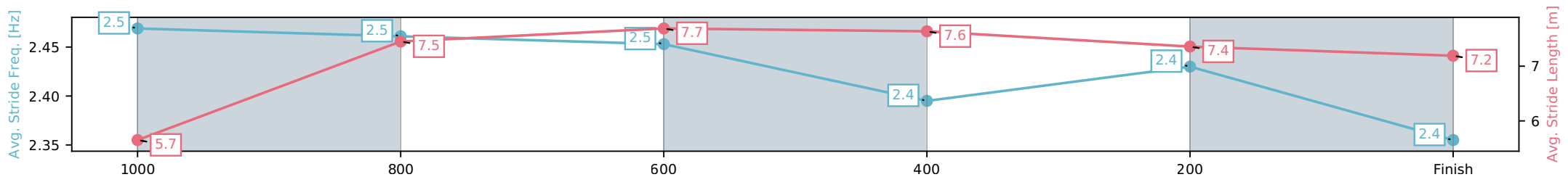
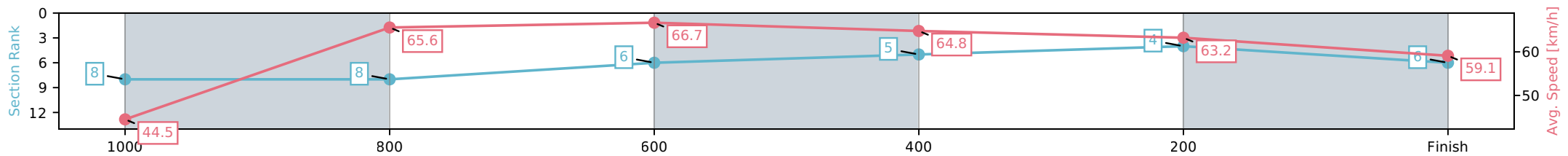
Ipswich QLD --Professional-2026-05-13  
 Race 8: POCO VINO QTIS Three-Year-Old & Four-Year-Old  
 BENCHMARK 68 Handicap - 1100m

13 May 2026 - 4:39PM

Track Rating: Soft 6, Weather: Overcast, Rail Position: +4m Entire Circuit



Section	L1100	L1000	L800	L600	L400	L200
Section Times	1:04.75 (0:08.39)	0:56.36 [8] (0:10.94)	0:45.42 [6] (0:10.80)	0:34.62 [5] (0:11.11)	0:23.51 [4] (0:11.45)	0:12.06 [6] (0:12.06)
Average Speed [km/h]	44.5	65.6	66.7	64.8	63.2	59.1
Top Speed [km/h]	62.7	66.7	68.1	65.7	64.6	62.8
Avg. Dist. to Rail [m]	3.1	1.1	0.3	0.4	2.5	3.9
Avg. Stride Freq. [Hz]	2.5	2.5	2.5	2.4	2.4	2.4
Avg. Stride Length [m]	5.7	7.5	7.7	7.6	7.4	7.2



- [ ] Ranking at each section and finish
- :-:- No data available at this section
- NA No data available

Horse/Jockey Name	Thundering Soul/Tahlia Fenlon
Finish Rank	7
Fastest Section Time (Section)	0:10.64 (1000-800)
Top Speed [km/h] (Section)	68.5 (800-600)
Race State	Finished



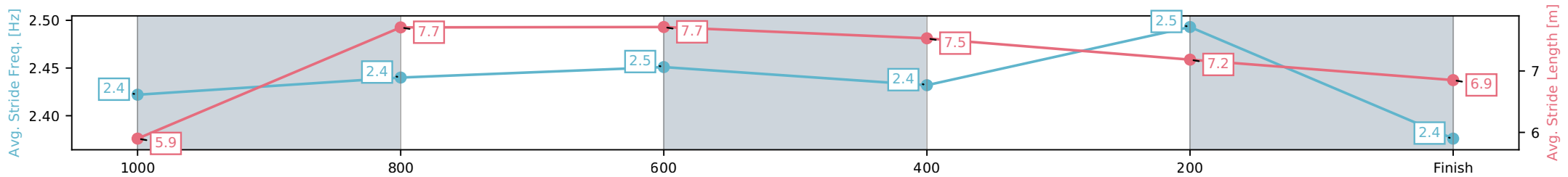
Ipswich QLD --Professional-2026-05-13  
 Race 8: POCO VINO QTIS Three-Year-Old & Four-Year-Old  
 BENCHMARK 68 Handicap - 1100m

13 May 2026 - 4:39PM

Track Rating: Soft 6, Weather: Overcast, Rail Position: +4m Entire Circuit



Section	L1100	L1000	L800	L600	L400	L200
Section Times	1:04.83 (0:08.15)	0:56.68 [2] (0:10.64)	0:46.04 [2] (0:10.78)	0:35.26 [2] (0:11.06)	0:24.21 [1] (0:11.43)	0:12.78 [7] (0:12.78)
Average Speed [km/h]	46.0	67.4	66.7	65.0	63.0	56.5
Top Speed [km/h]	65.0	68.4	68.5	65.5	64.5	60.4
Avg. Dist. to Rail [m]	6.2	1.4	0.7	0.5	0.8	0.6
Avg. Stride Freq. [Hz]	2.4	2.4	2.5	2.4	2.5	2.4
Avg. Stride Length [m]	5.9	7.7	7.7	7.5	7.2	6.9



- [ ] Ranking at each section and finish
- :-:- No data available at this section
- NA No data available

Horse/Jockey Name	Secret Sort/Vlad Duric
Finish Rank	8
Fastest Section Time (Section)	0:10.76 (800-600)
Top Speed [km/h] (Section)	67.7 (800-600)
Race State	Finished



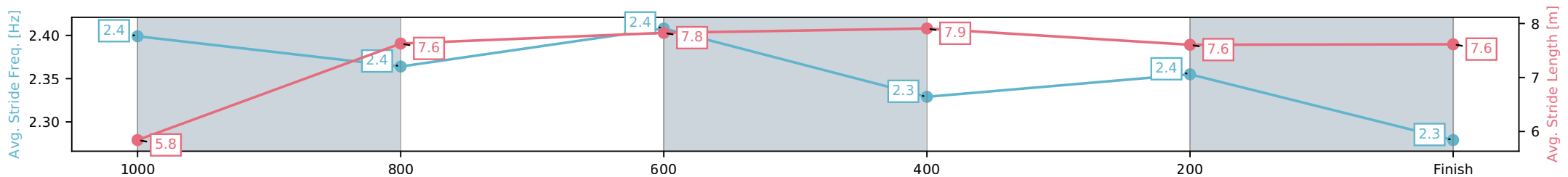
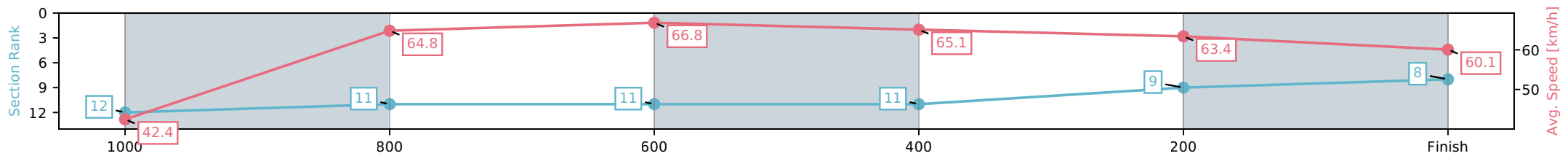
Ipswich QLD --Professional-2026-05-13  
 Race 8: POCO VINO QTIS Three-Year-Old & Four-Year-Old  
 BENCHMARK 68 Handicap - 1100m

13 May 2026 - 4:39PM

Track Rating: Soft 6, Weather: Overcast, Rail Position: +4m Entire Circuit



Section	L1100	L1000	L800	L600	L400	L200
Section Times	1:05.17 (0:08.83)	0:56.34 [11] (0:11.06)	0:45.27 [11] (0:10.76)	0:34.52 [11] (0:11.06)	0:23.45 [9] (0:11.39)	0:12.06 [8] (0:12.06)
Average Speed [km/h]	42.4	64.8	66.8	65.1	63.4	60.1
Top Speed [km/h]	61.9	66.9	67.7	66.3	64.6	65.0
Avg. Dist. to Rail [m]	3.8	1.3	0.5	0.3	1.4	2.7
Avg. Stride Freq. [Hz]	2.4	2.4	2.4	2.3	2.4	2.3
Avg. Stride Length [m]	5.8	7.6	7.8	7.9	7.6	7.6



- [ ] Ranking at each section and finish
- :-:- No data available at this section
- NA No data available

Horse/Jockey Name	Bellove/Mark Du Plessis
Finish Rank	9
Fastest Section Time (Section)	0:10.87 (1000-800)
Top Speed [km/h] (Section)	67.4 (1000-800)
Race State	Finished



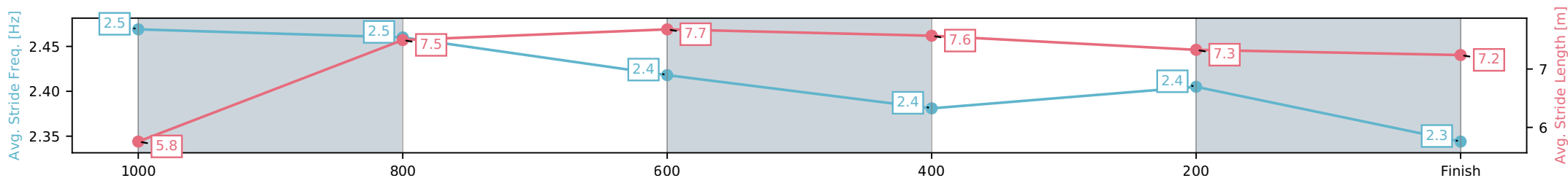
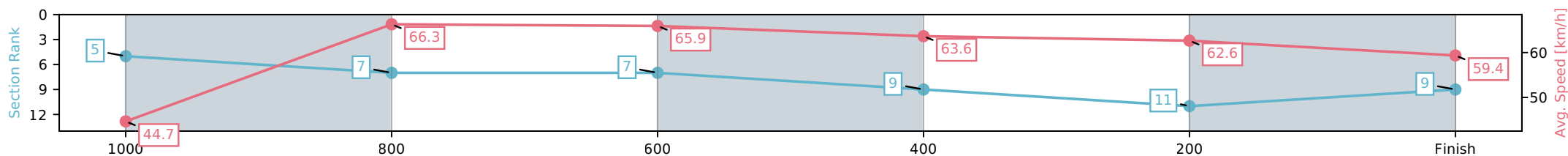
Ipswich QLD --Professional-2026-05-13  
 Race 8: POCO VINO QTIS Three-Year-Old & Four-Year-Old  
 BENCHMARK 68 Handicap - 1100m

13 May 2026 - 4:39PM

Track Rating: Soft 6, Weather: Overcast, Rail Position: +4m Entire Circuit



Section	L1100	L1000	L800	L600	L400	L200
Section Times	1:05.36 (0:08.37)	0:56.99 [7] (0:10.87)	0:46.12 [7] (0:10.97)	0:35.15 [9] (0:11.38)	0:23.77 [11] (0:11.64)	0:12.13 [9] (0:12.13)
Average Speed [km/h]	44.7	66.3	65.9	63.6	62.6	59.4
Top Speed [km/h]	62.3	67.4	66.9	65.8	63.8	62.2
Avg. Dist. to Rail [m]	5.2	1.1	1.4	1.6	4.0	4.8
Avg. Stride Freq. [Hz]	2.5	2.5	2.4	2.4	2.4	2.3
Avg. Stride Length [m]	5.8	7.5	7.7	7.6	7.3	7.2



- [ ] Ranking at each section and finish
- :-:- No data available at this section
- NA No data available

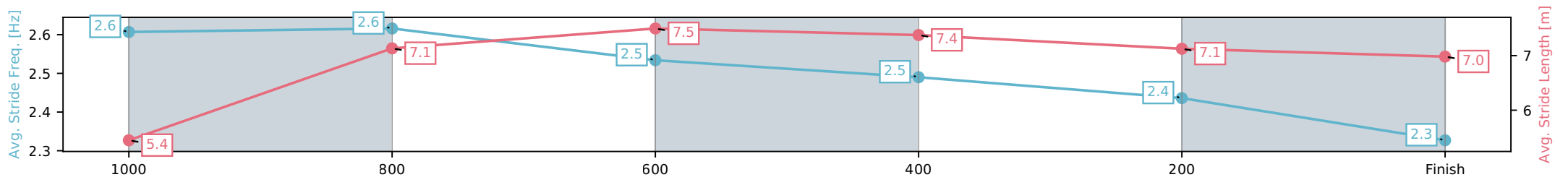
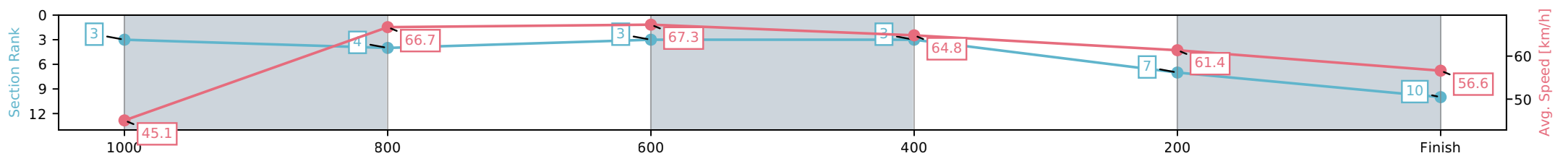
Horse/Jockey Name	Wynette/Emily Lang
Finish Rank	10
Fastest Section Time (Section)	0:10.76 (800-600)
Top Speed [km/h] (Section)	68.9 (800-600)
Race State	Finished



Ipswich QLD --Professional-2026-05-13  
 Race 8: POCO VINO QTIS Three-Year-Old & Four-Year-Old  
 BENCHMARK 68 Handicap - 1100m  
 13 May 2026 - 4:39PM  
 Track Rating: Soft 6, Weather: Overcast, Rail Position: +4m Entire Circuit



Section	L1100	L1000	L800	L600	L400	L200
Section Times	1:05.52 (0:08.28)	0:57.24 [4] (0:10.77)	0:46.47 [3] (0:10.76)	0:35.70 [3] (0:11.15)	0:24.55 [7] (0:11.85)	0:12.70 [10] (0:12.70)
Average Speed [km/h]	45.1	66.7	67.3	64.8	61.4	56.6
Top Speed [km/h]	65.3	67.6	68.9	66.6	62.7	60.4
Avg. Dist. to Rail [m]	1.7	0.7	1.5	1.2	2.5	0.9
Avg. Stride Freq. [Hz]	2.6	2.6	2.5	2.5	2.4	2.3
Avg. Stride Length [m]	5.4	7.1	7.5	7.4	7.1	7.0



[ ] Ranking at each section and finish  
 -.-.- No data available at this section  
 NA No data available

Horse/Jockey Name	Climactic/Corey Sutherland
Finish Rank	11
Fastest Section Time (Section)	0:10.83 (1000-800)
Top Speed [km/h] (Section)	67.1 (800-600)
Race State	Finished



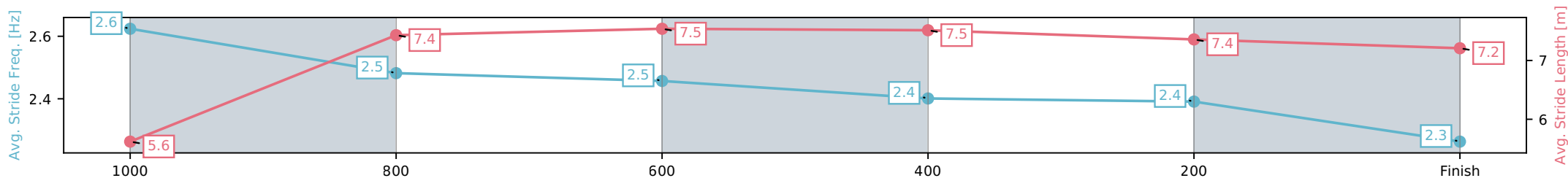
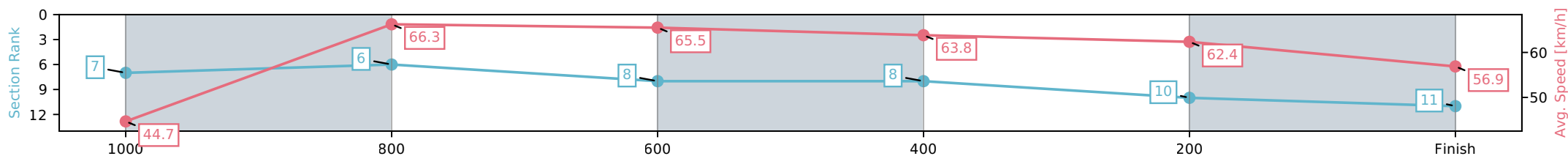
Ipswich QLD --Professional-2026-05-13  
 Race 8: POCO VINO QTIS Three-Year-Old & Four-Year-Old  
 BENCHMARK 68 Handicap - 1100m

13 May 2026 - 4:39PM

Track Rating: Soft 6, Weather: Overcast, Rail Position: +4m Entire Circuit



Section	L1100	L1000	L800	L600	L400	L200
Section Times	1:05.83 (0:08.39)	0:57.44 [6] (0:10.83)	0:46.61 [8] (0:11.00)	0:35.61 [8] (0:11.34)	0:24.28 [10] (0:11.63)	0:12.64 [11] (0:12.64)
Average Speed [km/h]	44.7	66.3	65.5	63.8	62.4	56.9
Top Speed [km/h]	62.7	67.0	67.1	64.7	63.4	60.7
Avg. Dist. to Rail [m]	4.0	1.2	0.7	1.0	2.8	3.2
Avg. Stride Freq. [Hz]	2.6	2.5	2.5	2.4	2.4	2.3
Avg. Stride Length [m]	5.6	7.4	7.5	7.5	7.4	7.2



- [ ] Ranking at each section and finish
- :-:- No data available at this section
- NA No data available

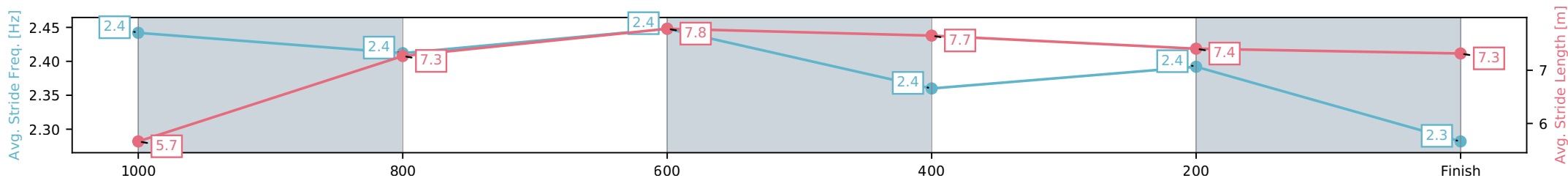
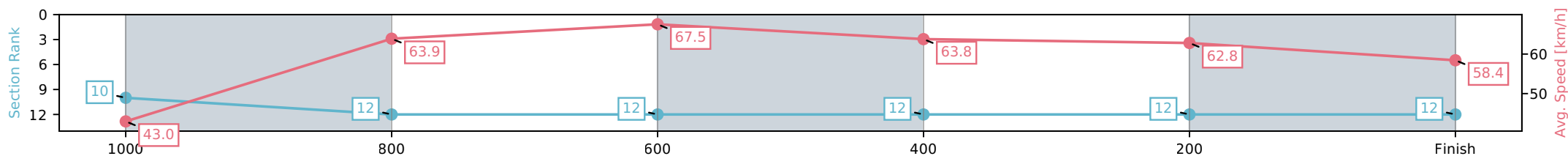
Horse/Jockey Name	Hearts Are Better/Fiona Sandkuhl
Finish Rank	12
Fastest Section Time (Section)	0:10.73 (800-600)
Top Speed [km/h] (Section)	68.7 (800-600)
Race State	Finished



Ipswich QLD --Professional-2026-05-13  
 Race 8: POCO VINO QTIS Three-Year-Old & Four-Year-Old  
 BENCHMARK 68 Handicap - 1100m  
 13 May 2026 - 4:39PM  
 Track Rating: Soft 6, Weather: Overcast, Rail Position: +4m Entire Circuit



Section	L1100	L1000	L800	L600	L400	L200
Section Times	1:05.95 (0:08.68)	0:57.27 [12] (0:11.28)	0:45.99 [12] (0:10.73)	0:35.26 [12] (0:11.40)	0:23.86 [12] (0:11.66)	0:12.20 [12] (0:12.20)
Average Speed [km/h]	43.0	63.9	67.5	63.8	62.8	58.4
Top Speed [km/h]	59.1	67.3	68.7	65.0	64.0	62.3
Avg. Dist. to Rail [m]	5.3	0.8	1.5	2.7	5.6	4.3
Avg. Stride Freq. [Hz]	2.4	2.4	2.4	2.4	2.4	2.3
Avg. Stride Length [m]	5.7	7.3	7.8	7.7	7.4	7.3



[ ] Ranking at each section and finish  
 -:-:- No data available at this section  
 NA No data available