



# Mackay QLD

Race 1: SKY RACING QTIS Three-Year-Old Maiden Plate - 1200m

14 May 2026 - 12:08PM



MACKAY TURF CLUB

Ooralea Racecourse

Track Rating: Soft 5, Weather: Overcast, Rail Position: True Entire Circuit

Field Times (Race Tempo)      1:12.23 (0:13.43)    0:58.80 (0:11.68)    0:47.11 (0:10.34)    0:36.77 (0:12.86)    0:23.91 (0:11.63)    0:12.28 (0:12.28)

Rank	TAB#	Horse	Overall Time	First 400m	Top Speed km/h (Section)	L1200	L1000	L800	L600	L400	L200		
	(BAR#)	Jockey	Margin (DT-W)	Last 600m	Fastest Section (Time)	Start - 1000	1000 - 800	800 - 600	600 - 400	400 - 200	200 - Finish		
1	2	Heroic Talent	1:12.23	0:25.35	65.6 (400-200)	1:12.23	0:58.34 [3]	0:46.89 [3]	0:35.25 [2]	0:23.46 [3]	0:12.21 [2]		
	(5)	Raul Silvera Olivera		0:35.24	400-200 (0:11.25)	(0:13.89)	(0:11.45)	(0:11.64)	(0:11.79)	(0:11.25)	(0:12.21)		
2	3	Rock Angel	1:12.42	0:25.11	65.2 (1000-800)	1:12.42	0:58.99 [1]	0:47.31 [1]	0:35.72 [2]	0:24.11 [1]	0:12.47 [1]		
	(6)	Nikki Olzard	1.2L (-1)	0:35.73	800-600 (0:11.58)	(0:13.43)	(0:11.68)	(0:11.58)	(0:11.62)	(0:11.64)	(0:12.47)		
3	7	Outcry	1:12.43	0:25.34	64.2 (1000-800)	1:12.43	0:58.70 [2]	0:47.10 [2]	0:35.42 [3]	0:23.81 [2]	0:12.23 [3]		
	(2)	Tahlia Fenlon	3.3L (-4)	0:35.41	400-200 (0:11.58)	(0:13.73)	(0:11.60)	(0:11.68)	(0:11.61)	(0:11.58)	(0:12.23)		
4	4	Betty Boom	1:12.65	0:25.59	64.5 (1000-800)	1:12.65	0:58.52 [6]	0:47.06 [6]	0:35.50 [4]	0:23.88 [3]	0:12.28 [4]		
	(3)	Adam Sewell	7.0L (-4)	0:35.50	1000-800 (0:11.46)	(0:14.13)	(0:11.46)	(0:11.56)	(0:11.62)	(0:11.60)	(0:12.28)		
5	6	I Want It All	1:12.96	0:25.49	65.7 (1000-800)	1:12.96	0:58.87 [5]	0:47.47 [4]	0:35.77 [6]	0:23.85 [6]	0:12.12 [5]		
	(4)	Natalea Summers	12.1L (+3)	0:35.77	1000-800 (0:11.40)	(0:14.09)	(0:11.40)	(0:11.70)	(0:11.92)	(0:11.72)	(0:12.13)		
6	1	Gem Maker	1:13.99	0:25.16	65.7 (1000-800)	1:13.99	1:00.03 [4]	0:48.46 [5]	0:36.82 [5]	0:24.93 [5]	0:13.00 [6]		
	(1)	Amie Meissner	29.2L (+3)	0:36.67	1000-800 (0:11.57)	(0:13.96)	(0:11.57)	(0:11.64)	(0:11.89)	(0:11.93)	(0:13.00)		

Scratched: High Definition (#5)

Report Created: Thu 14 May 2026

(Note: Races are conducted over an approximate distance as close as possible to the advertised distance, and recorded data may vary accordingly. Official times refer to race times only and do not include handicap times.)

[ ] Position in running at each section and finish    TAB# Saddle cloth number

-:-:- No data available at this section

NA No data available

DNT Did not track

BAR# Barrier/Gate Position

DNF Did not finish

DT-W Distance travelled compared to winner in metres

Fastest split

Fastest section

data processed by



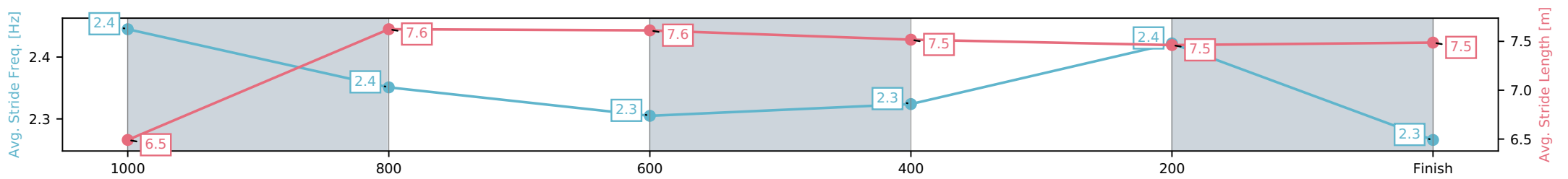
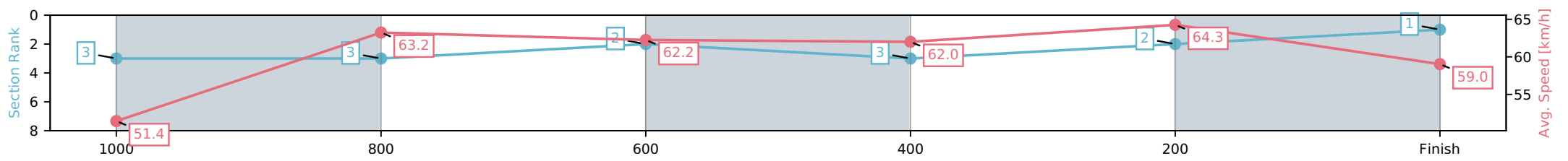
Horse/Jockey Name	Heroic Talent/Raul Silvera Olivera
Finish Rank	1
Fastest Section Time (Section)	0:11.25 (400-200)
Top Speed [km/h] (Section)	65.6 (400-200)
Race State	Finished



Mackay QLD --Professional-2026-05-14  
 Race 1: SKY RACING QTIS Three-Year-Old Maiden Plate - 1200m  
 14 May 2026 - 12:08PM  
 Track Rating: Soft 5, Weather: Overcast, Rail Position: True Entire Circuit



Section	L1200	L1000	L800	L600	L400	L200
Section Times	1:12.23 (0:13.89)	0:58.34 [3] (0:11.45)	0:46.89 [3] (0:11.64)	0:35.25 [2] (0:11.79)	0:23.46 [3] (0:11.25)	0:12.21 [2] (0:12.21)
Average Speed [km/h]	51.4	63.2	62.2	62.0	64.3	59.0
Top Speed [km/h]	54.5	65.0	63.4	63.3	65.6	63.4
Avg. Dist. to Rail [m]	4.9	2.1	2.3	1.7	3.1	4.4
Avg. Stride Freq. [Hz]	2.4	2.4	2.3	2.3	2.4	2.3
Avg. Stride Length [m]	6.5	7.6	7.6	7.5	7.5	7.5



[ ] Ranking at each section and finish  
 -:-:- No data available at this section  
 NA No data available

Horse/Jockey Name	Rock Angel/Nikki Olzard
Finish Rank	2
Fastest Section Time (Section)	0:11.58 (800-600)
Top Speed [km/h] (Section)	65.2 (1000-800)
Race State	Finished



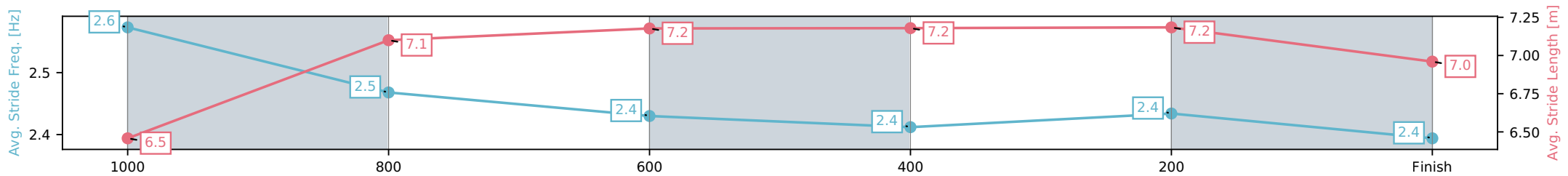
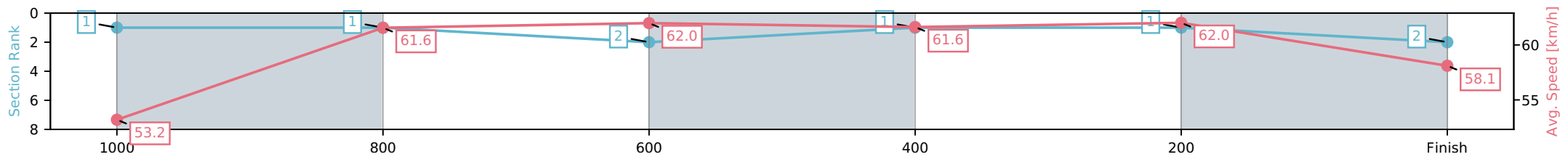
Mackay QLD --Professional-2026-05-14  
 Race 1: SKY RACING QTIS Three-Year-Old Maiden Plate - 1200m

14 May 2026 - 12:08PM

Track Rating: Soft 5, Weather: Overcast, Rail Position: True Entire Circuit



Section	L1200	L1000	L800	L600	L400	L200
Section Times	1:12.42 (0:13.43)	0:58.99 [1] (0:11.68)	0:47.31 [1] (0:11.58)	0:35.72 [2] (0:11.62)	0:24.11 [1] (0:11.64)	0:12.47 [1] (0:12.47)
Average Speed [km/h]	53.2	61.6	62.0	61.6	62.0	58.1
Top Speed [km/h]	56.4	65.2	63.7	63.5	63.3	61.9
Avg. Dist. to Rail [m]	4.7	0.4	0.6	0.5	1.0	1.9
Avg. Stride Freq. [Hz]	2.6	2.5	2.4	2.4	2.4	2.4
Avg. Stride Length [m]	6.5	7.1	7.2	7.2	7.2	7.0



- [ ] Ranking at each section and finish
- :-:- No data available at this section
- NA No data available

Horse/Jockey Name	Outcry/Tahlia Fenlon
Finish Rank	3
Fastest Section Time (Section)	0:11.58 (400-200)
Top Speed [km/h] (Section)	64.2 (1000-800)
Race State	Finished



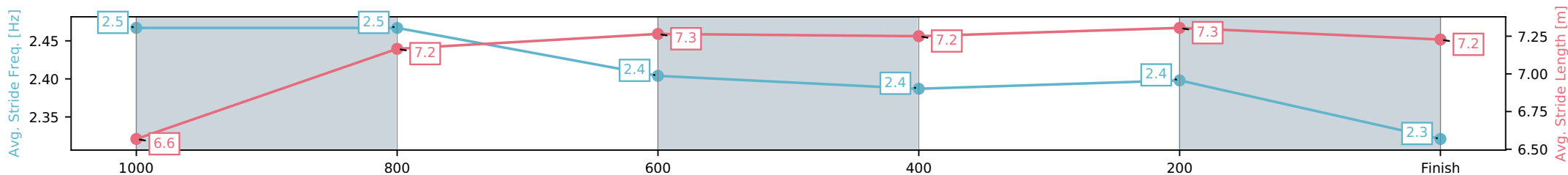
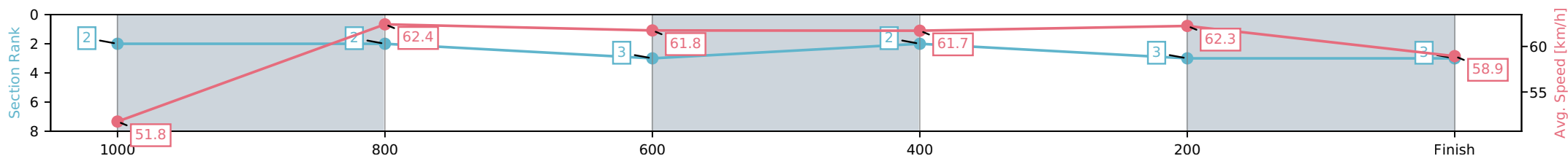
Mackay QLD --Professional-2026-05-14  
 Race 1: SKY RACING QTIS Three-Year-Old Maiden Plate - 1200m

14 May 2026 - 12:08PM

Track Rating: Soft 5, Weather: Overcast, Rail Position: True Entire Circuit



Section	L1200	L1000	L800	L600	L400	L200
Section Times	1:12.43 (0:13.73)	0:58.70 [2] (0:11.60)	0:47.10 [2] (0:11.68)	0:35.42 [3] (0:11.61)	0:23.81 [2] (0:11.58)	0:12.23 [3] (0:12.23)
Average Speed [km/h]	51.8	62.4	61.8	61.7	62.3	58.9
Top Speed [km/h]	54.9	64.2	62.6	62.8	63.6	61.2
Avg. Dist. to Rail [m]	2.4	1.6	1.5	0.7	1.4	2.4
Avg. Stride Freq. [Hz]	2.5	2.5	2.4	2.4	2.4	2.3
Avg. Stride Length [m]	6.6	7.2	7.3	7.2	7.3	7.2



[ ] Ranking at each section and finish  
 -:-:- No data available at this section  
 NA No data available

Horse/Jockey Name	Betty Boom/Adam Sewell
Finish Rank	4
Fastest Section Time (Section)	0:11.46 (1000-800)
Top Speed [km/h] (Section)	64.5 (1000-800)
Race State	Finished



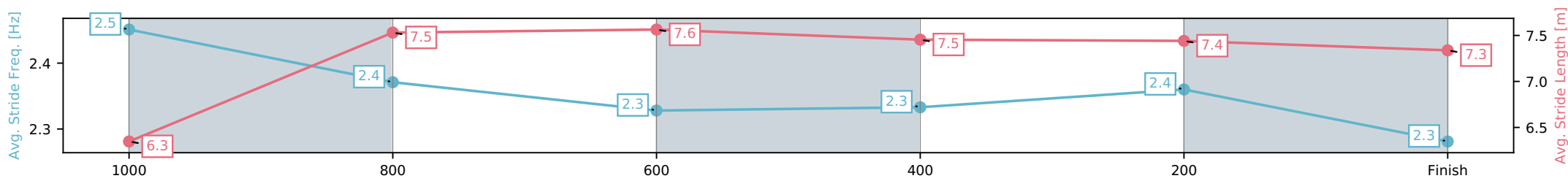
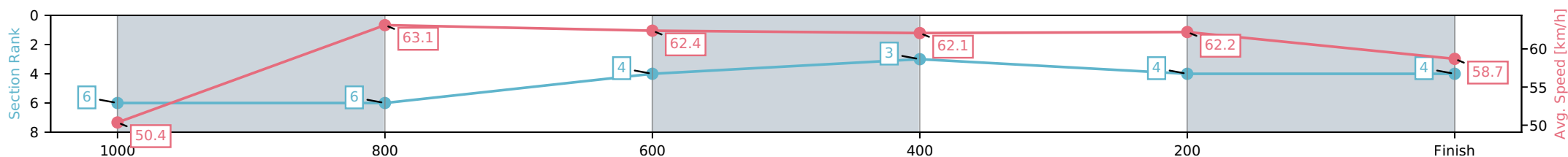
Mackay QLD --Professional-2026-05-14  
 Race 1: SKY RACING QTIS Three-Year-Old Maiden Plate - 1200m

14 May 2026 - 12:08PM

Track Rating: Soft 5, Weather: Overcast, Rail Position: True Entire Circuit



Section	L1200	L1000	L800	L600	L400	L200
Section Times	1:12.65 (0:14.13)	0:58.52 [6] (0:11.46)	0:47.06 [6] (0:11.56)	0:35.50 [4] (0:11.62)	0:23.88 [3] (0:11.60)	0:12.28 [4] (0:12.28)
Average Speed [km/h]	50.4	63.1	62.4	62.1	62.2	58.7
Top Speed [km/h]	53.4	64.5	63.6	63.6	63.2	60.6
Avg. Dist. to Rail [m]	3.3	1.4	1.0	0.3	1.6	1.9
Avg. Stride Freq. [Hz]	2.5	2.4	2.3	2.3	2.4	2.3
Avg. Stride Length [m]	6.3	7.5	7.6	7.5	7.4	7.3



[ ] Ranking at each section and finish  
 -:-:- No data available at this section  
 NA No data available

Horse/Jockey Name	I Want It All/Natalea Summers
Finish Rank	5
Fastest Section Time (Section)	0:11.40 (1000-800)
Top Speed [km/h] (Section)	65.7 (1000-800)
Race State	Finished



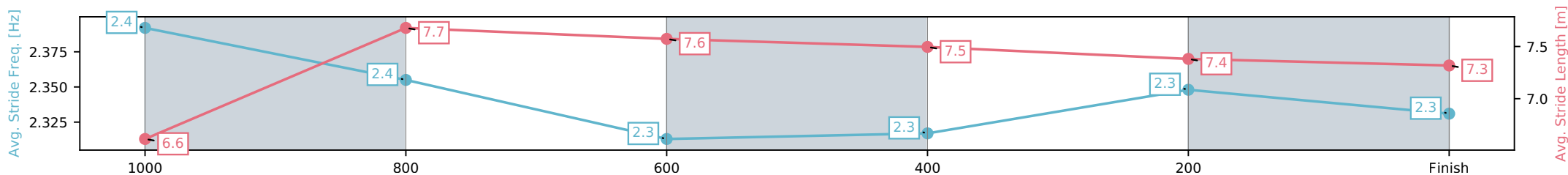
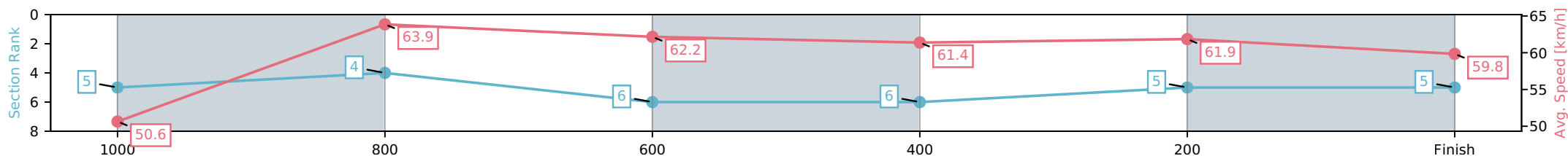
Mackay QLD --Professional-2026-05-14  
 Race 1: SKY RACING QTIS Three-Year-Old Maiden Plate - 1200m

14 May 2026 - 12:08PM

Track Rating: Soft 5, Weather: Overcast, Rail Position: True Entire Circuit



Section	L1200	L1000	L800	L600	L400	L200
Section Times	1:12.96 (0:14.09)	0:58.87 [5] (0:11.40)	0:47.47 [4] (0:11.70)	0:35.77 [6] (0:11.92)	0:23.85 [6] (0:11.72)	0:12.12 [5] (0:12.13)
Average Speed [km/h]	50.6	63.9	62.2	61.4	61.9	59.8
Top Speed [km/h]	53.7	65.7	63.2	62.7	63.8	62.1
Avg. Dist. to Rail [m]	4.5	3.7	3.3	2.2	3.2	3.8
Avg. Stride Freq. [Hz]	2.4	2.4	2.3	2.3	2.3	2.3
Avg. Stride Length [m]	6.6	7.7	7.6	7.5	7.4	7.3



[ ] Ranking at each section and finish  
 -:-:- No data available at this section  
 NA No data available

Horse/Jockey Name	Gem Maker/Amie Meissner
Finish Rank	6
Fastest Section Time (Section)	0:11.57 (1000-800)
Top Speed [km/h] (Section)	65.7 (1000-800)
Race State	Finished



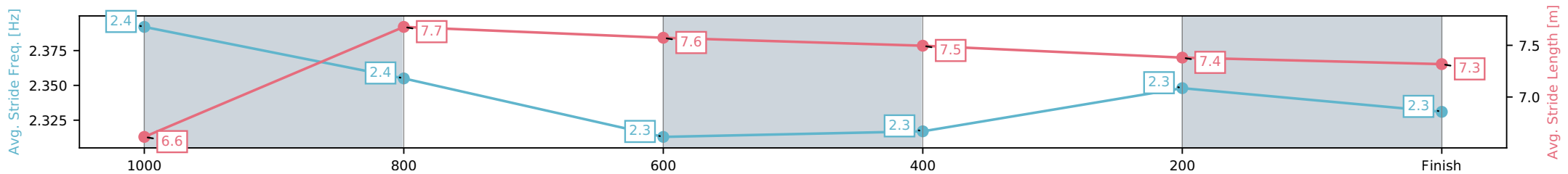
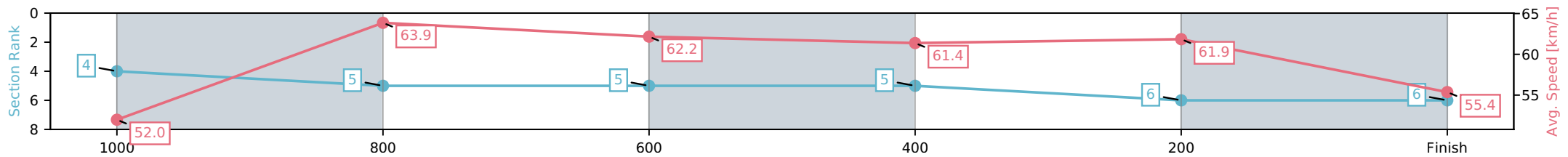
Mackay QLD --Professional-2026-05-14  
 Race 1: SKY RACING QTIS Three-Year-Old Maiden Plate - 1200m

14 May 2026 - 12:08PM

Track Rating: Soft 5, Weather: Overcast, Rail Position: True Entire Circuit



Section	L1200	L1000	L800	L600	L400	L200
Section Times	1:13.99 (0:13.96)	1:00.03 [4] (0:11.57)	0:48.46 [5] (0:11.64)	0:36.82 [5] (0:11.89)	0:24.93 [5] (0:11.93)	0:13.00 [6] (0:13.00)
Average Speed [km/h]	52.0	63.9	62.2	61.4	61.9	55.4
Top Speed [km/h]	53.7	65.7	63.2	62.7	63.8	58.7
Avg. Dist. to Rail [m]	4.0	0.7	0.3	0.5	1.3	2.6
Avg. Stride Freq. [Hz]	2.4	2.4	2.3	2.3	2.3	2.3
Avg. Stride Length [m]	6.6	7.7	7.6	7.5	7.4	7.3



- [ ] Ranking at each section and finish
- :-:- No data available at this section
- NA No data available



Mackay QLD  
 Race 2: LADBROKES HOSTED POTS Class 3 Plate - 1200m  
 14 May 2026 - 12:41PM



MACKAY TURF CLUB  
 Ooralea Racecourse

Track Rating: Soft 5, Weather: Overcast, Rail Position: True Entire Circuit

Field Times  
 (Race Tempo)                      1:10.45    0:56.93    0:45.18    0:33.73    0:22.49    0:11.49  
    (0:13.52)    (0:11.75)    (0:11.45)    (0:11.24)    (0:10.99)    (0:11.49)

Rank	TAB#	Horse	Overall Time	First 400m	Top Speed km/h (Section)	L1200	L1000	L800	L600	L400	L200		
	(BAR#)	Jockey	Margin (DT-W)	Last 600m	Fastest Section (Time)	Start - 1000	1000 - 800	800 - 600	600 - 400	400 - 200	200 - Finish		
1	3	Spirit Of Mac	1:10.45	0:25.47	66.9 (400-200)	1:10.45	0:56.60 [3]	0:44.98 [4]	0:33.57 [3]	0:22.47 [2]	0:11.50 [1]		
	(1)	Ryan Wiggins		0:33.57	400-200 (0:10.97)	(0:13.85)	(0:11.62)	(0:11.41)	(0:11.10)	(0:10.97)	(0:11.50)		
2	6	Maikrow	1:11.00	0:25.47	65.7 (1000-800)	1:11.00	0:57.02 [4]	0:45.53 [3]	0:34.06 [4]	0:22.77 [4]	0:11.51 [4]		
	(3)	Georgina Cartwright	3.2L (+3)	0:34.06	400-200 (0:11.26)	(0:13.98)	(0:11.49)	(0:11.47)	(0:11.29)	(0:11.26)	(0:11.51)		
3	7	Lucky Lass	1:11.12	0:25.27	65.6 (600-400)	1:11.12	0:57.60 [1]	0:45.85 [1]	0:34.40 [2]	0:23.16 [1]	0:11.86 [2]		
	(4)	Tahlia Fenlon	3.9L (+0)	0:34.40	600-400 (0:11.24)	(0:13.52)	(0:11.75)	(0:11.45)	(0:11.24)	(0:11.30)	(0:11.86)		
4	4	Deekaygeebie	1:11.13	0:25.32	65.0 (1200 - 1000)	1:11.13	0:57.35 [2]	0:45.80 [2]	0:34.41 [1]	0:23.08 [3]	0:11.68 [3]		
	(2)	Aidan Holt	4.0L (-1)	0:34.41	600-400 (0:11.34)	(0:13.78)	(0:11.54)	(0:11.39)	(0:11.34)	(0:11.39)	(0:11.68)		
5	2	El Fortress	1:11.61	0:25.71	66.3 (600-400)	1:11.61	0:57.46 [6]	0:45.90 [6]	0:34.29 [6]	0:23.16 [6]	0:11.93 [6]		
	(6)	Raul Silvera Olivera	6.8L (+7)	0:34.30	600-400 (0:11.14)	(0:14.15)	(0:11.56)	(0:11.61)	(0:11.14)	(0:11.23)	(0:11.93)		
6	1	Rich Divinity	1:11.89	0:25.66	65.2 (600-400)	1:11.89	0:57.82 [5]	0:46.22 [5]	0:34.66 [5]	0:23.55 [5]	0:12.25 [5]		
	(5)	Warwick Satherley	8.4L (+0)	0:34.67	600-400 (0:11.12)	(0:14.06)	(0:11.60)	(0:11.56)	(0:11.12)	(0:11.30)	(0:12.25)		

Scratched: Zaya (#5)

Report Created: Thu 14 May 2026

(Note: Races are conducted over an approximate distance as close as possible to the advertised distance, and recorded data may vary accordingly. Official times refer to race times only and do not include handicap times.)

[ ] Position in running at each section and finish    TAB# Saddle cloth number  
 -:-:- No data available at this section                    BAR# Barrier/Gate Position  
 NA No data available    DNF Did not finish  
 DNT Did not track     DT-W Distance travelled compared to winner in metres

Fastest split  
 Fastest section

data processed by TRIPLESDATA

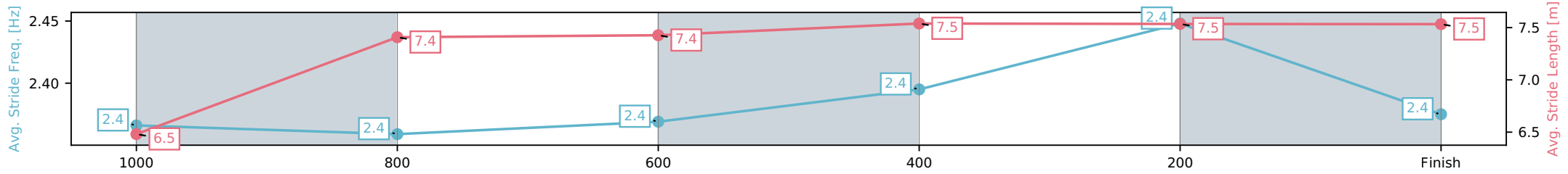
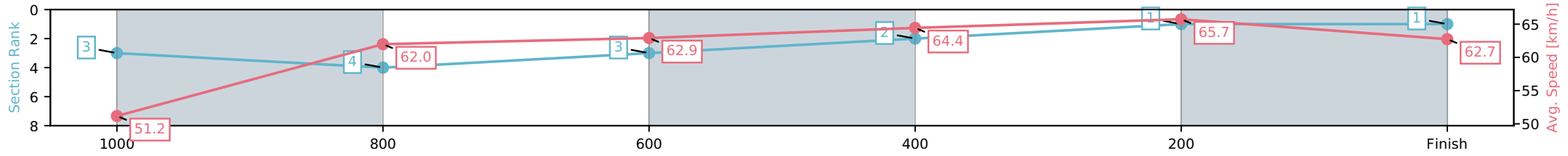
Horse/Jockey Name	Spirit Of Mac/Ryan Wiggins
Finish Rank	1
Fastest Section Time (Section)	0:10.97 (400-200)
Top Speed [km/h] (Section)	66.9 (400-200)
Race State	Finished



Mackay QLD --Professional-2026-05-14  
 Race 2: LADBROKES HOSTED POTS Class 3 Plate - 1200m  
 14 May 2026 - 12:41PM  
 Track Rating: Soft 5, Weather: Overcast, Rail Position: True Entire Circuit



Section	L1200	L1000	L800	L600	L400	L200
Section Times	1:10.45 (0:13.85)	0:56.60 [3] (0:11.62)	0:44.98 [4] (0:11.41)	0:33.57 [3] (0:11.10)	0:22.47 [2] (0:10.97)	0:11.50 [1] (0:11.50)
Average Speed [km/h]	51.2	62.0	62.9	64.4	65.7	62.7
Top Speed [km/h]	63.5	63.8	64.5	65.7	66.9	65.6
Avg. Dist. to Rail [m]	1.2	0.3	0.6	0.9	2.6	2.5
Avg. Stride Freq. [Hz]	2.4	2.4	2.4	2.4	2.4	2.4
Avg. Stride Length [m]	6.5	7.4	7.4	7.5	7.5	7.5



[ ] Ranking at each section and finish  
 -.-.- No data available at this section  
 NA No data available

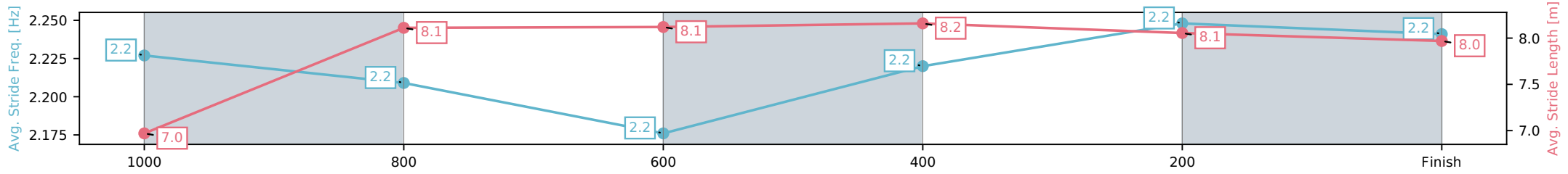
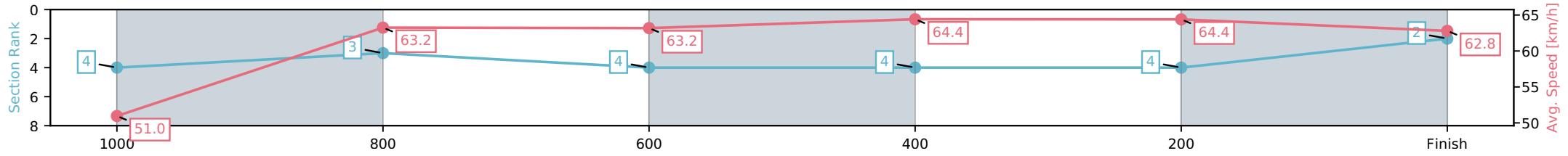
Horse/Jockey Name	Maikrow/Georgina Cartwright
Finish Rank	2
Fastest Section Time (Section)	0:11.26 (400-200)
Top Speed [km/h] (Section)	65.7 (1000-800)
Race State	Finished



Mackay QLD --Professional-2026-05-14  
 Race 2: LADBROKES HOSTED POTS Class 3 Plate - 1200m  
 14 May 2026 - 12:41PM  
 Track Rating: Soft 5, Weather: Overcast, Rail Position: True Entire Circuit



Section	L1200	L1000	L800	L600	L400	L200
Section Times	1:11.00 (0:13.98)	0:57.02 [4] (0:11.49)	0:45.53 [3] (0:11.47)	0:34.06 [4] (0:11.29)	0:22.77 [4] (0:11.26)	0:11.51 [4] (0:11.51)
Average Speed [km/h]	51.0	63.2	63.2	64.4	64.4	62.8
Top Speed [km/h]	65.4	65.7	64.2	64.6	65.0	64.7
Avg. Dist. to Rail [m]	3.7	3.2	2.1	1.4	4.0	3.8
Avg. Stride Freq. [Hz]	2.2	2.2	2.2	2.2	2.2	2.2
Avg. Stride Length [m]	7.0	8.1	8.1	8.2	8.1	8.0



[ ] Ranking at each section and finish  
 -:-:- No data available at this section  
 NA No data available

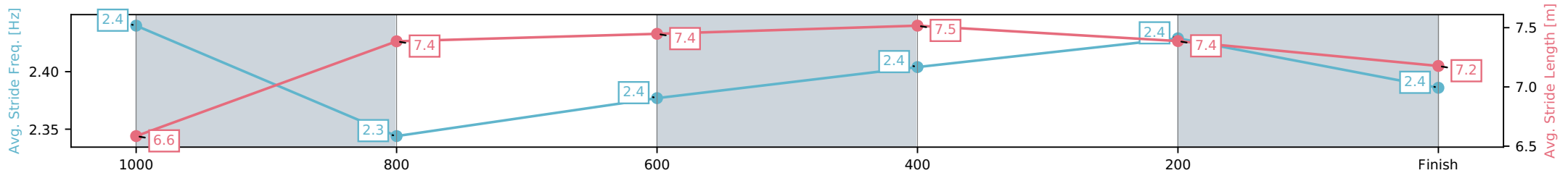
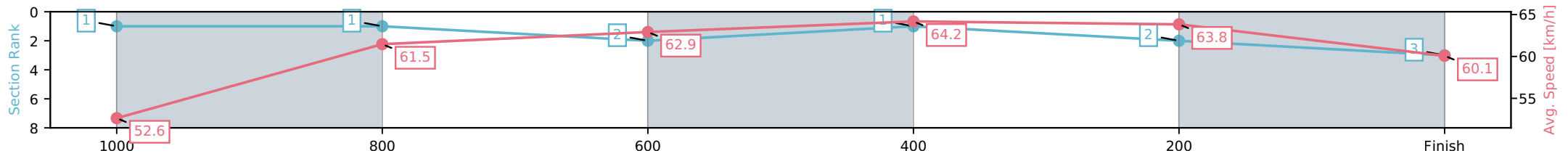
Horse/Jockey Name	Lucky Lass/Tahlia Fenlon
Finish Rank	3
Fastest Section Time (Section)	0:11.24 (600-400)
Top Speed [km/h] (Section)	65.6 (600-400)
Race State	Finished



Mackay QLD --Professional-2026-05-14  
 Race 2: LADBROKES HOSTED POTS Class 3 Plate - 1200m  
 14 May 2026 - 12:41PM  
 Track Rating: Soft 5, Weather: Overcast, Rail Position: True Entire Circuit



Section	L1200	L1000	L800	L600	L400	L200
Section Times	1:11.12 (0:13.52)	0:57.60 [1] (0:11.75)	0:45.85 [1] (0:11.45)	0:34.40 [2] (0:11.24)	0:23.16 [1] (0:11.30)	0:11.86 [2] (0:11.86)
Average Speed [km/h]	52.6	61.5	62.9	64.2	63.8	60.1
Top Speed [km/h]	64.6	63.5	63.8	65.6	64.8	62.7
Avg. Dist. to Rail [m]	4.5	0.8	0.8	0.6	2.0	2.1
Avg. Stride Freq. [Hz]	2.4	2.3	2.4	2.4	2.4	2.4
Avg. Stride Length [m]	6.6	7.4	7.4	7.5	7.4	7.2



[ ] Ranking at each section and finish  
 -:-:- No data available at this section  
 NA No data available

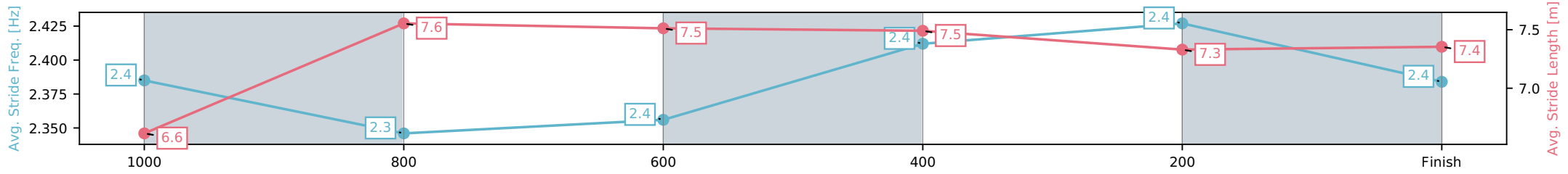
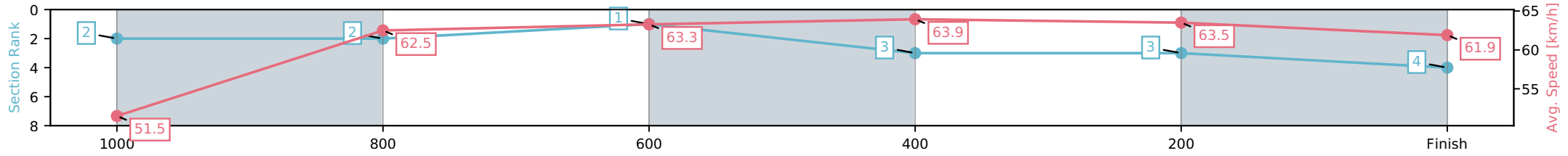
Horse/Jockey Name	Deekaygeebie/Aidan Holt
Finish Rank	4
Fastest Section Time (Section)	0:11.34 (600-400)
Top Speed [km/h] (Section)	65.0 (1200 - 1000)
Race State	Finished



Mackay QLD --Professional-2026-05-14  
 Race 2: LADBROKES HOSTED POTS Class 3 Plate - 1200m  
 14 May 2026 - 12:41PM  
 Track Rating: Soft 5, Weather: Overcast, Rail Position: True Entire Circuit



Section	L1200	L1000	L800	L600	L400	L200
Section Times	1:11.13 (0:13.78)	0:57.35 [2] (0:11.54)	0:45.80 [2] (0:11.39)	0:34.41 [1] (0:11.34)	0:23.08 [3] (0:11.39)	0:11.68 [3] (0:11.68)
Average Speed [km/h]	51.5	62.5	63.3	63.9	63.5	61.9
Top Speed [km/h]	65.0	64.4	64.5	64.9	64.5	63.6
Avg. Dist. to Rail [m]	2.8	0.6	0.9	1.1	3.6	3.4
Avg. Stride Freq. [Hz]	2.4	2.3	2.4	2.4	2.4	2.4
Avg. Stride Length [m]	6.6	7.6	7.5	7.5	7.3	7.4



[ ] Ranking at each section and finish  
 -:-:- No data available at this section  
 NA No data available

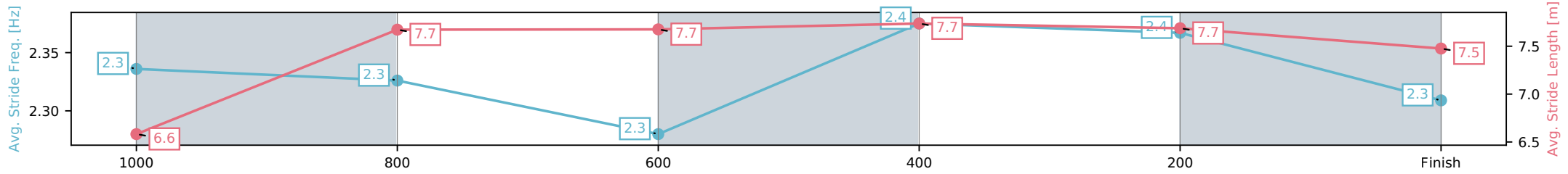
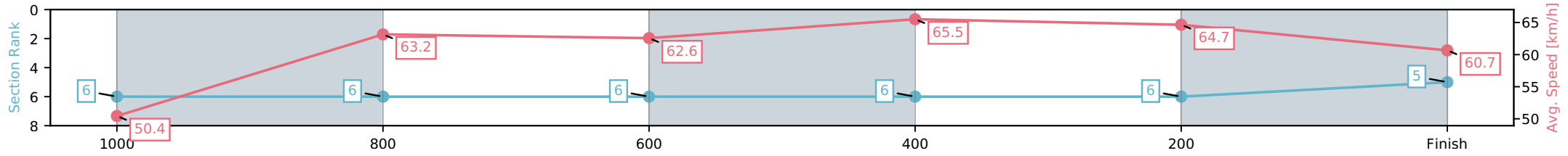
Horse/Jockey Name	El Fortress/Raul Silvera Olivera
Finish Rank	5
Fastest Section Time (Section)	0:11.14 (600-400)
Top Speed [km/h] (Section)	66.3 (600-400)
Race State	Finished



Mackay QLD --Professional-2026-05-14  
 Race 2: LADBROKES HOSTED POTS Class 3 Plate - 1200m  
 14 May 2026 - 12:41PM  
 Track Rating: Soft 5, Weather: Overcast, Rail Position: True Entire Circuit



Section	L1200	L1000	L800	L600	L400	L200
Section Times	1:11.61 (0:14.15)	0:57.46 [6] (0:11.56)	0:45.90 [6] (0:11.61)	0:34.29 [6] (0:11.14)	0:23.16 [6] (0:11.23)	0:11.93 [6] (0:11.93)
Average Speed [km/h]	50.4	63.2	62.6	65.5	64.7	60.7
Top Speed [km/h]	64.0	64.5	64.5	66.3	65.8	63.1
Avg. Dist. to Rail [m]	6.1	4.2	3.0	1.7	5.9	6.9
Avg. Stride Freq. [Hz]	2.3	2.3	2.3	2.4	2.4	2.3
Avg. Stride Length [m]	6.6	7.7	7.7	7.7	7.7	7.5



[ ] Ranking at each section and finish  
 -:-:- No data available at this section  
 NA No data available

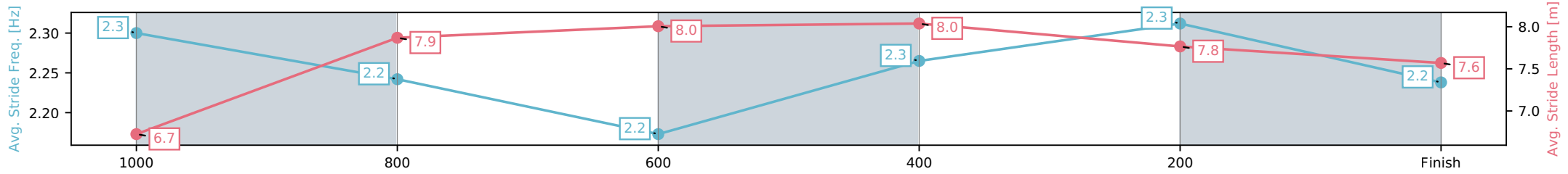
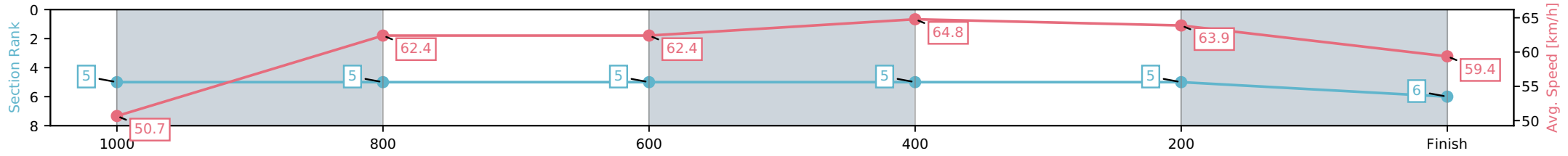
Horse/Jockey Name	Rich Divinity/Warwick Satherley
Finish Rank	6
Fastest Section Time (Section)	0:11.12 (600-400)
Top Speed [km/h] (Section)	65.2 (600-400)
Race State	Finished



Mackay QLD --Professional-2026-05-14  
 Race 2: LADBROKES HOSTED POTS Class 3 Plate - 1200m  
 14 May 2026 - 12:41PM  
 Track Rating: Soft 5, Weather: Overcast, Rail Position: True Entire Circuit



Section	L1200	L1000	L800	L600	L400	L200
Section Times	1:11.89 (0:14.06)	0:57.82 [5] (0:11.60)	0:46.22 [5] (0:11.56)	0:34.66 [5] (0:11.12)	0:23.55 [5] (0:11.30)	0:12.25 [5] (0:12.25)
Average Speed [km/h]	50.7	62.4	62.4	64.8	63.9	59.4
Top Speed [km/h]	64.2	64.1	64.4	65.2	65.1	64.2
Avg. Dist. to Rail [m]	4.5	1.8	0.8	0.5	1.8	1.9
Avg. Stride Freq. [Hz]	2.3	2.2	2.2	2.3	2.3	2.2
Avg. Stride Length [m]	6.7	7.9	8.0	8.0	7.8	7.6



[ ] Ranking at each section and finish  
 -:-:- No data available at this section  
 NA No data available



# Mackay QLD

Race 3: LADBROKES BIG BETS COPY NOW QTIS Two-Year-Old Maiden Handicap - 1100m

14 May 2026 - 1:15PM



MACKAY TURF CLUB

Ooralea Racecourse

Track Rating: Soft 5, Weather: Overcast, Rail Position: True Entire Circuit

Field Times (Race Tempo)      1:04.89    0:56.90    0:45.92    0:34.68    0:23.20    0:11.72  
 (0:07.99)    (0:10.98)    (0:11.24)    (0:11.47)    (0:11.48)    (0:11.72)

Rank	TAB#	Horse	Overall Time	First 400m	Top Speed km/h (Section)	L1100	L1000	L800	L600	L400	L200		
	(BAR#)	Jockey	Margin (DT-W)	Last 600m	Fastest Section (Time)	Start - 1000	1000 - 800	800 - 600	600 - 400	400 - 200	200 - Finish		
1	2	Missile Shot	1:04.89	0:25.28	65.6 (800-600)	1:04.89	0:56.63 [5]	0:45.44 [5]	0:34.18 [5]	0:22.94 [4]	0:11.56 [3]		
	(1)	Ryan Wiggins		0:34.18	1000-800 (0:11.18)	(0:08.26)	(0:11.18)	(0:11.27)	(0:11.24)	(0:11.38)	(0:11.56)		
2	3	Stylish Diamond	1:04.94	0:25.02	66.0 (1000-800)	1:04.94	0:56.92 [2]	0:45.78 [3]	0:34.51 [3]	0:23.19 [2]	0:11.77 [1]		
	(2)	Chris McIver	0.3L (-1)	0:34.51	1000-800 (0:11.14)	(0:08.02)	(0:11.14)	(0:11.27)	(0:11.32)	(0:11.42)	(0:11.77)		
3	1	Charming Seahorse	1:05.58	0:24.87	66.7 (1000-800)	1:05.58	0:57.59 [1]	0:46.61 [1]	0:35.37 [1]	0:23.89 [1]	0:12.28 [2]		
	(6)	Nikki Olzard	4.0L (+1)	0:35.36	1000-800 (0:10.98)	(0:07.99)	(0:10.98)	(0:11.24)	(0:11.47)	(0:11.61)	(0:12.28)		
4	8	Long Tall James	1:06.16	0:25.51	65.1 (1000-800)	1:06.16	0:57.91 [4]	0:46.48 [6]	0:35.09 [6]	0:23.70 [6]	0:12.06 [6]		
	(5)	Adam Sewell	7.5L (+2)	0:35.09	600-400 (0:11.39)	(0:08.25)	(0:11.43)	(0:11.39)	(0:11.39)	(0:11.64)	(0:12.06)		
5	5	Princess Knowitall	1:06.18	0:25.16	67.0 (800-600)	1:06.18	0:57.89 [6]	0:46.76 [4]	0:35.48 [4]	0:24.12 [5]	0:12.51 [4]		
	(3)	Tahlia Fenlon	7.6L (+2)	0:35.47	1000-800 (0:11.13)	(0:08.29)	(0:11.13)	(0:11.28)	(0:11.35)	(0:11.61)	(0:12.51)		
6	6	Pixie Lane	1:06.44	0:24.93	68.3 (1000-800)	1:06.44	0:58.28 [3]	0:47.29 [2]	0:36.02 [2]	0:24.58 [3]	0:12.70 [5]		
	(4)	Georgina Cartwright	9.1L (+1)	0:36.01	1000-800 (0:10.99)	(0:08.16)	(0:10.99)	(0:11.28)	(0:11.43)	(0:11.88)	(0:12.70)		

Scratched: Diante (#4), Sixty Nine Grange (#7)

Report Created: Thu 14 May 2026

(Note: Races are conducted over an approximate distance as close as possible to the advertised distance, and recorded data may vary accordingly. Official times refer to race times only and do not include handicap times.)

[ ] Position in running at each section and finish    TAB# Saddle cloth number  
 -:-:- No data available at this section    BAR# Barrier/Gate Position  
 NA No data available    DNF Did not finish  
 DNT Did not track    DT-W Distance travelled compared to winner in metres

Fastest split  
 Fastest section

data processed by TRIPLES DATA

Horse/Jockey Name	Missile Shot/Ryan Wiggins
Finish Rank	1
Fastest Section Time (Section)	0:11.18 (1000-800)
Top Speed [km/h] (Section)	65.6 (800-600)
Race State	Finished



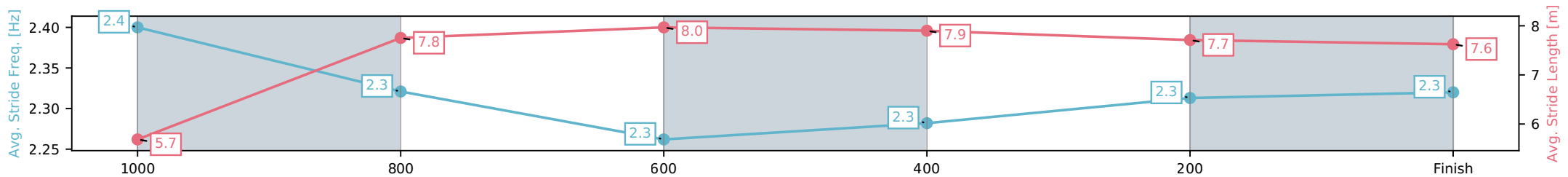
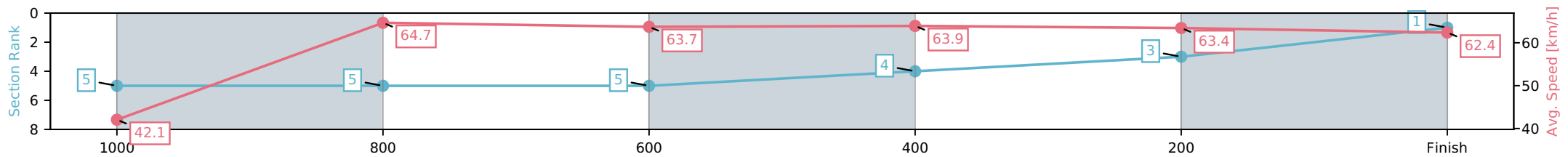
Mackay QLD --Professional-2026-05-14  
 Race 3: LADBROKES BIG BETS COPY NOW QTIS Two-Year-Old Maiden Handicap - 1100m



14 May 2026 - 1:15PM

Track Rating: Soft 5, Weather: Overcast, Rail Position: True Entire Circuit

Section	L1100	L1000	L800	L600	L400	L200
Section Times	1:04.89 (0:08.26)	0:56.63 [5] (0:11.18)	0:45.44 [5] (0:11.27)	0:34.18 [5] (0:11.24)	0:22.94 [4] (0:11.38)	0:11.56 [3] (0:11.56)
Average Speed [km/h]	42.1	64.7	63.7	63.9	63.4	62.4
Top Speed [km/h]	60.6	65.6	65.6	65.5	64.4	64.4
Avg. Dist. to Rail [m]	4.1	1.2	0.4	0.6	2.6	4.7
Avg. Stride Freq. [Hz]	2.4	2.3	2.3	2.3	2.3	2.3
Avg. Stride Length [m]	5.7	7.8	8.0	7.9	7.7	7.6



- [ ] Ranking at each section and finish
- :-:- No data available at this section
- NA No data available

Horse/Jockey Name	Stylish Diamond/Chris Mclver
Finish Rank	2
Fastest Section Time (Section)	0:11.14 (1000-800)
Top Speed [km/h] (Section)	66.0 (1000-800)
Race State	Finished



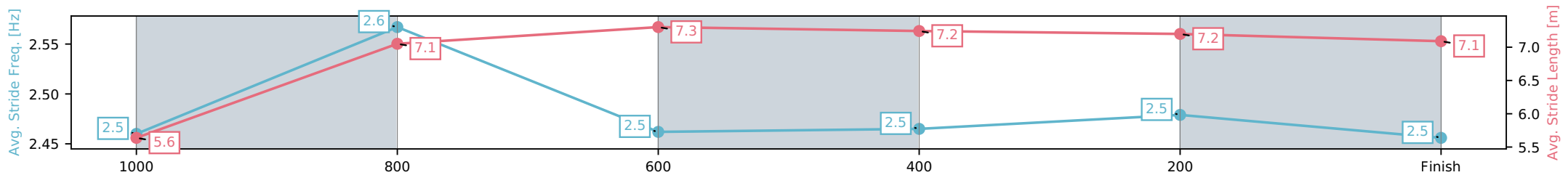
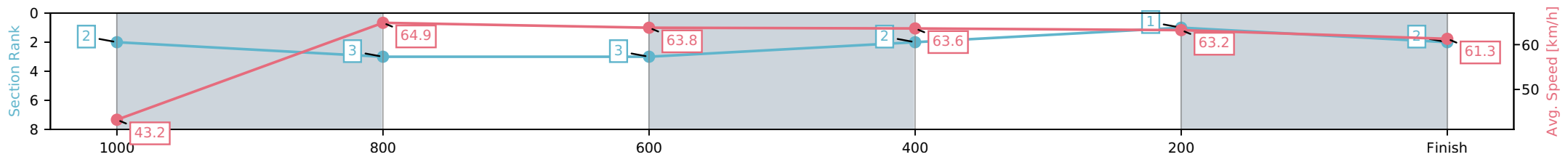
Mackay QLD --Professional-2026-05-14  
 Race 3: LADBROKES BIG BETS COPY NOW QTIS Two-Year-Old Maiden Handicap - 1100m



14 May 2026 - 1:15PM

Track Rating: Soft 5, Weather: Overcast, Rail Position: True Entire Circuit

Section	L1100	L1000	L800	L600	L400	L200
Section Times	1:04.94 (0:08.02)	0:56.92 [2] (0:11.14)	0:45.78 [3] (0:11.27)	0:34.51 [3] (0:11.32)	0:23.19 [2] (0:11.42)	0:11.77 [1] (0:11.77)
Average Speed [km/h]	43.2	64.9	63.8	63.6	63.2	61.3
Top Speed [km/h]	61.8	66.0	65.2	64.4	63.6	63.5
Avg. Dist. to Rail [m]	4.0	1.1	0.4	0.5	2.1	2.3
Avg. Stride Freq. [Hz]	2.5	2.6	2.5	2.5	2.5	2.5
Avg. Stride Length [m]	5.6	7.1	7.3	7.2	7.2	7.1



- [ ] Ranking at each section and finish
- :-:- No data available at this section
- NA No data available

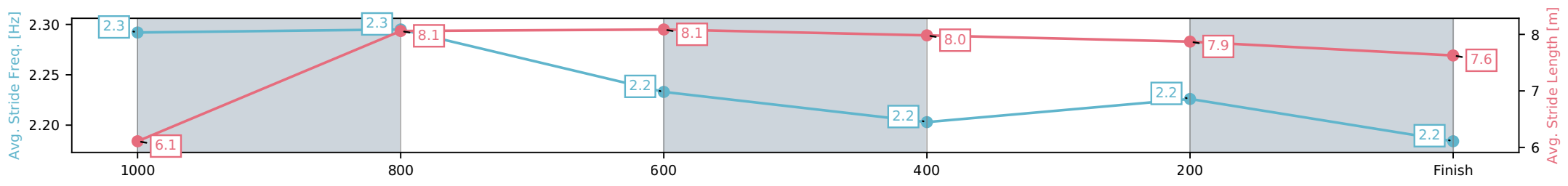
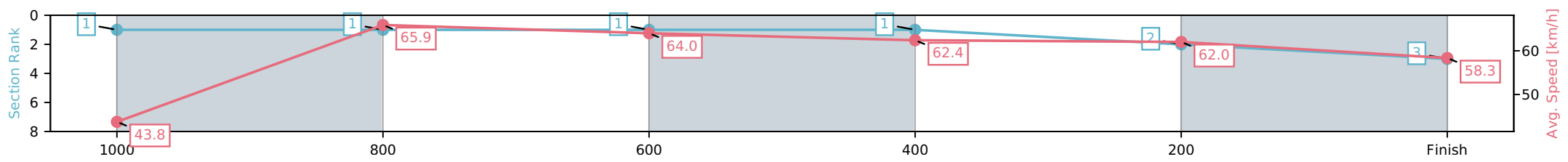
Horse/Jockey Name	Charming Seahorse/Nikki Olzard
Finish Rank	3
Fastest Section Time (Section)	0:10.98 (1000-800)
Top Speed [km/h] (Section)	66.7 (1000-800)
Race State	Finished



Mackay QLD --Professional-2026-05-14  
 Race 3: LADBROKES BIG BETS COPY NOW QTIS Two-Year-Old Maiden Handicap - 1100m  
 14 May 2026 - 1:15PM  
 Track Rating: Soft 5, Weather: Overcast, Rail Position: True Entire Circuit



Section	L1100	L1000	L800	L600	L400	L200
Section Times	1:05.58 (0:07.99)	0:57.59 [1] (0:10.98)	0:46.61 [1] (0:11.24)	0:35.37 [1] (0:11.47)	0:23.89 [1] (0:11.61)	0:12.28 [2] (0:12.28)
Average Speed [km/h]	43.8	65.9	64.0	62.4	62.0	58.3
Top Speed [km/h]	65.0	66.7	65.5	63.0	62.8	61.8
Avg. Dist. to Rail [m]	7.9	1.8	0.4	0.7	0.6	1.3
Avg. Stride Freq. [Hz]	2.3	2.3	2.2	2.2	2.2	2.2
Avg. Stride Length [m]	6.1	8.1	8.1	8.0	7.9	7.6



Report Created: Thu 14 May 2026 (Note: Timing is based on positional data)

[ ] Ranking at each section and finish  
 -:-:- No data available at this section  
 NA No data available

Horse/Jockey Name	Long Tall James/Adam Sewell
Finish Rank	4
Fastest Section Time (Section)	0:11.39 (600-400)
Top Speed [km/h] (Section)	65.1 (1000-800)
Race State	Finished



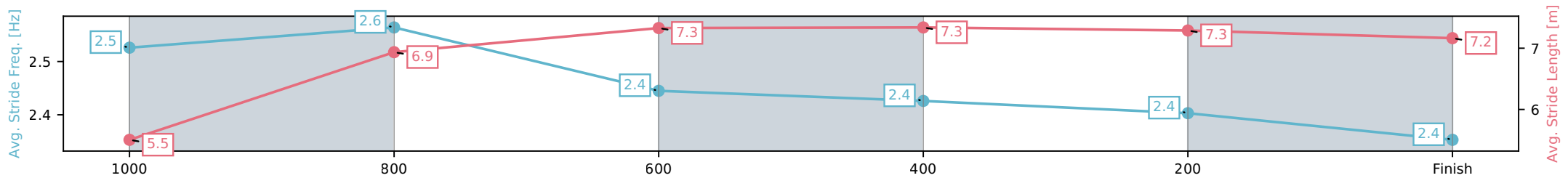
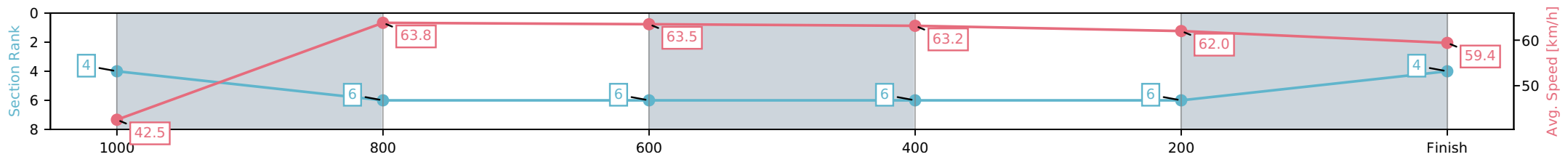
Mackay QLD --Professional-2026-05-14  
 Race 3: LADBROKES BIG BETS COPY NOW QTIS Two-Year-Old Maiden Handicap - 1100m



14 May 2026 - 1:15PM

Track Rating: Soft 5, Weather: Overcast, Rail Position: True Entire Circuit

Section	L1100	L1000	L800	L600	L400	L200
Section Times	1:06.16 (0:08.25)	0:57.91 [4] (0:11.43)	0:46.48 [6] (0:11.39)	0:35.09 [6] (0:11.39)	0:23.70 [6] (0:11.64)	0:12.06 [6] (0:12.06)
Average Speed [km/h]	42.5	63.8	63.5	63.2	62.0	59.4
Top Speed [km/h]	59.8	65.1	64.9	64.2	63.0	61.1
Avg. Dist. to Rail [m]	7.1	4.2	1.7	0.4	1.6	4.4
Avg. Stride Freq. [Hz]	2.5	2.6	2.4	2.4	2.4	2.4
Avg. Stride Length [m]	5.5	6.9	7.3	7.3	7.3	7.2



- [ ] Ranking at each section and finish
- :-:- No data available at this section
- NA No data available

Horse/Jockey Name	Princess Knowitall/Tahlia Fenlon
Finish Rank	5
Fastest Section Time (Section)	0:11.13 (1000-800)
Top Speed [km/h] (Section)	67.0 (800-600)
Race State	Finished



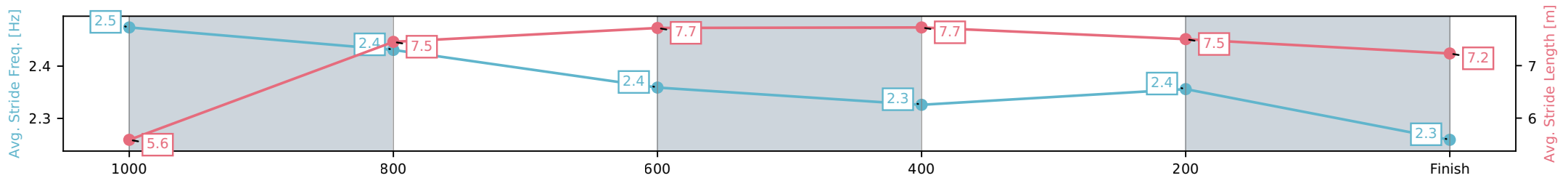
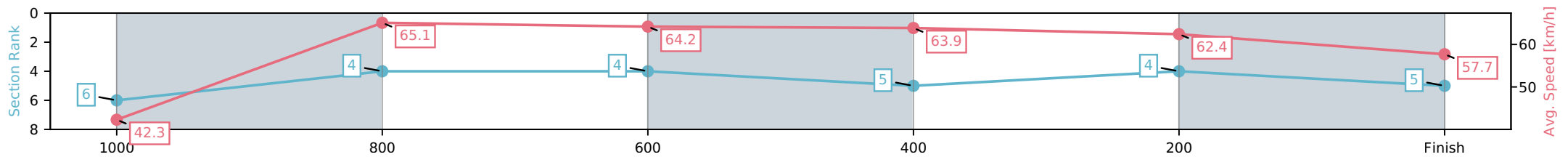
Mackay QLD --Professional-2026-05-14  
 Race 3: LADBROKES BIG BETS COPY NOW QTIS Two-Year-Old Maiden Handicap - 1100m



14 May 2026 - 1:15PM

Track Rating: Soft 5, Weather: Overcast, Rail Position: True Entire Circuit

Section	L1100	L1000	L800	L600	L400	L200
Section Times	1:06.18 (0:08.29)	0:57.89 [6] (0:11.13)	0:46.76 [4] (0:11.28)	0:35.48 [4] (0:11.35)	0:24.12 [5] (0:11.61)	0:12.51 [4] (0:12.51)
Average Speed [km/h]	42.3	65.1	64.2	63.9	62.4	57.7
Top Speed [km/h]	62.0	67.0	67.0	65.1	63.7	62.1
Avg. Dist. to Rail [m]	4.9	2.3	1.9	1.0	4.3	4.6
Avg. Stride Freq. [Hz]	2.5	2.4	2.4	2.3	2.4	2.3
Avg. Stride Length [m]	5.6	7.5	7.7	7.7	7.5	7.2



- [ ] Ranking at each section and finish
- :-:- No data available at this section
- NA No data available

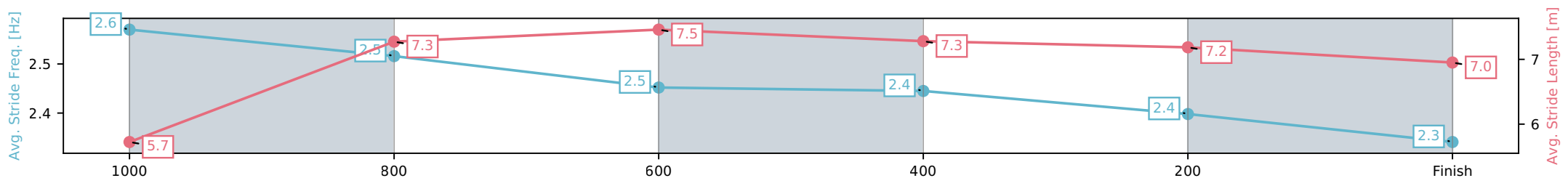
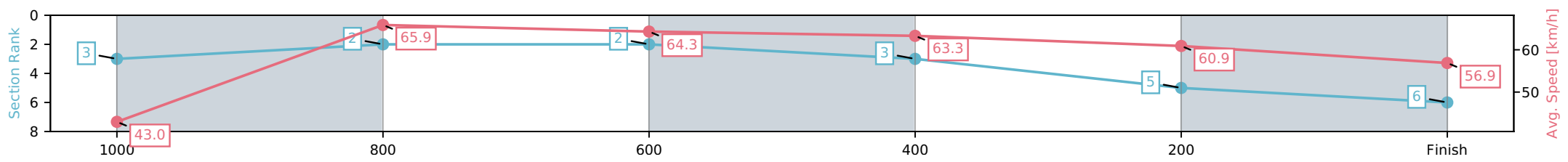
Horse/Jockey Name	Pixie Lane/Georgina Cartwright
Finish Rank	6
Fastest Section Time (Section)	0:10.99 (1000-800)
Top Speed [km/h] (Section)	68.3 (1000-800)
Race State	Finished



Mackay QLD --Professional-2026-05-14  
 Race 3: LADBROKES BIG BETS COPY NOW QTIS Two-Year-Old Maiden Handicap - 1100m  
 14 May 2026 - 1:15PM  
 Track Rating: Soft 5, Weather: Overcast, Rail Position: True Entire Circuit



Section	L1100	L1000	L800	L600	L400	L200
Section Times	1:06.44 (0:08.16)	0:58.28 [3] (0:10.99)	0:47.29 [2] (0:11.28)	0:36.02 [2] (0:11.43)	0:24.58 [3] (0:11.88)	0:12.70 [5] (0:12.70)
Average Speed [km/h]	43.0	65.9	64.3	63.3	60.9	56.9
Top Speed [km/h]	62.9	68.3	67.7	64.6	62.9	59.9
Avg. Dist. to Rail [m]	5.8	2.0	2.2	0.8	2.5	1.4
Avg. Stride Freq. [Hz]	2.6	2.5	2.5	2.4	2.4	2.3
Avg. Stride Length [m]	5.7	7.3	7.5	7.3	7.2	7.0



[ ] Ranking at each section and finish  
 -.-.- No data available at this section  
 NA No data available



# Mackay QLD

Race 4: LADBROKES POPULAR SRM Maiden Handicap (QTIS bonuses applicable 2&3YO Only) - 1560m

14 May 2026 - 2:01PM



MACKAY TURF CLUB

Ooralea Racecourse

Track Rating: Soft 5, Weather: Overcast, Rail Position: True Entire Circuit

Field Times (Race Tempo)      1:34.05 (0:11.26)    1:22.79 (0:11.48)    1:11.31 (0:11.65)    0:59.66 (0:11.94)    0:47.72 (0:11.69)    0:36.03 (0:11.75)    0:24.28 (0:12.29)    0:11.99 (0:11.99)

Rank	TAB#	Horse	Overall Time	First 400m	Top Speed km/h (Section)	L1560	L1400	L1200	L1000	L800	L600	L400	L200
	(BAR#)	Jockey	Margin (DT-W)	Last 600m	Fastest Section (Time)	Start - 1400	1400 - 1200	1200 - 1000	1000 - 800	800 - 600	600 - 400	400 - 200	200 - Finish
1	4	Stellar Legend	1:34.05	0:25.89	64.4 (400-200)	1:34.05	1:22.27 [5]	1:10.50 [5]	0:58.76 [5]	0:46.87 [5]	0:35.23 [5]	0:23.56 [3]	0:11.99 [1]
	(5)	Adam Sewell		0:35.23	400-200 (0:11.57)	(0:11.78)	(0:11.77)	(0:11.74)	(0:11.89)	(0:11.64)	(0:11.67)	(0:11.57)	(0:11.99)
2	5	Frosty's Gotcha	1:35.32	0:25.57	63.8 (1400-1200)	1:35.32	1:23.80 [3]	1:12.09 [3]	1:00.42 [3]	0:48.48 [4]	0:36.58 [4]	0:24.79 [4]	0:12.76 [4]
	(3)	Amie Meissner	7.5L (-3)	0:36.58	1200-1000 (0:11.68)	(0:11.52)	(0:11.70)	(0:11.68)	(0:11.94)	(0:11.90)	(0:11.79)	(0:12.03)	(0:12.76)
3	1	Say It Loud	1:35.43	0:25.23	64.2 (1560 - 1400)	1:35.43	1:24.04 [2]	1:12.52 [2]	1:00.89 [2]	0:48.95 [2]	0:37.13 [2]	0:25.34 [2]	0:13.12 [3]
	(6)	Ryan Wiggins	8.1L (-7)	0:37.14	1400-1200 (0:11.52)	(0:11.39)	(0:11.52)	(0:11.63)	(0:11.94)	(0:11.82)	(0:11.79)	(0:12.23)	(0:13.12)
4	3	Willow Capri	1:35.85	0:25.66	64.2 (1400-1200)	1:35.85	1:24.15 [4]	1:12.59 [4]	1:00.92 [4]	0:49.09 [3]	0:37.29 [3]	0:25.16 [5]	0:12.96 [5]
	(1)	Chris McIver	10.6L (-2)	0:37.29	1400-1200 (0:11.56)	(0:11.70)	(0:11.56)	(0:11.66)	(0:11.83)	(0:11.80)	(0:12.14)	(0:12.19)	(0:12.96)
5	6	Viper Room	1:35.98	0:25.05	64.9 (1400-1200)	1:35.98	1:24.72 [1]	1:13.24 [1]	1:01.59 [1]	0:49.65 [1]	0:37.96 [1]	0:26.21 [1]	0:13.71 [2]
	(4)	Tahlia Fenlon	11.4L (-7)	0:37.96	1400-1200 (0:11.48)	(0:11.26)	(0:11.48)	(0:11.65)	(0:11.94)	(0:11.69)	(0:11.75)	(0:12.50)	(0:13.71)

Scratched: Tiger Jim (#2), Lady De Vega (#7)

Report Created: Thu 14 May 2026

(Note: Races are conducted over an approximate distance as close as possible to the advertised distance, and recorded data may vary accordingly. Official times refer to race times only and do not include handicap times.)

[ ] Position in running at each section and finish    TAB# Saddle cloth number  
 -:-:- No data available at this section    BAR# Barrier/Gate Position  
 NA No data available    DNF Did not finish  
 DNT Did not track    DT-W Distance travelled compared to winner in metres

Fastest split  
 Fastest section

data processed by TRIPLES DATA

Horse/Jockey Name	Stellar Legend/Adam Sewell
Finish Rank	1
Fastest Section Time (Section)	0:11.57 (400-200)
Top Speed [km/h] (Section)	64.4 (400-200)
Race State	Finished



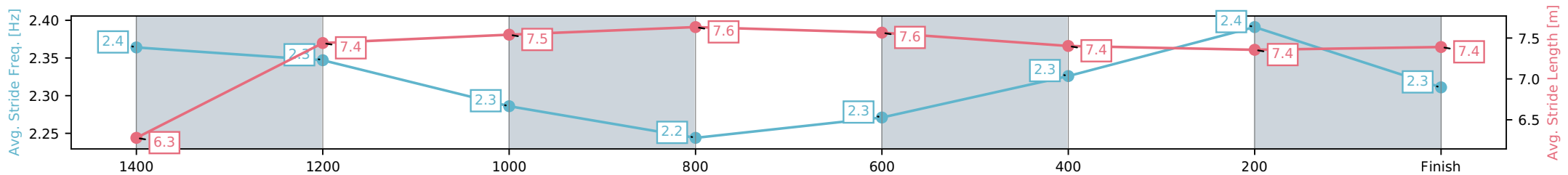
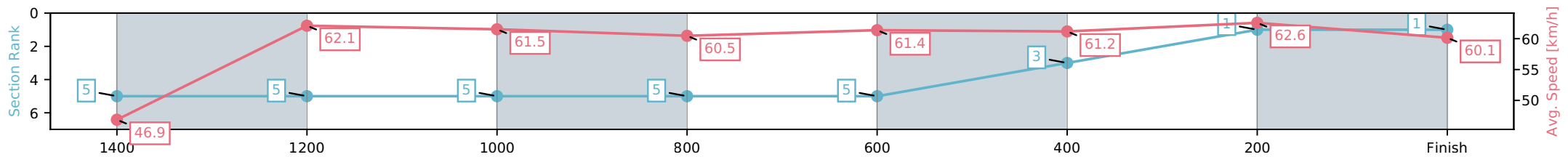
Mackay QLD --Professional-2026-05-14  
 Race 4: LADBROKES POPULAR SRM Maiden Handicap (QTIS bonuses applicable 2&3YO Only) - 1560m



14 May 2026 - 2:01PM

Track Rating: Soft 5, Weather: Overcast, Rail Position: True Entire Circuit

Section	L1560	L1400	L1200	L1000	L800	L600	L400	L200
Section Times	1:34.05 (0:11.78)	1:22.27 [5] (0:11.77)	1:10.50 [5] (0:11.74)	0:58.76 [5] (0:11.89)	0:46.87 [5] (0:11.64)	0:35.23 [5] (0:11.67)	0:23.56 [3] (0:11.57)	0:11.99 [1] (0:11.99)
Average Speed [km/h]	46.9	62.1	61.5	60.5	61.4	61.2	62.6	60.1
Top Speed [km/h]	63.0	64.1	62.5	62.3	62.1	62.2	64.4	62.2
Avg. Dist. to Rail [m]	5.0	3.0	1.8	0.7	1.8	1.7	4.8	5.6
Avg. Stride Freq. [Hz]	2.4	2.3	2.3	2.2	2.3	2.3	2.4	2.3
Avg. Stride Length [m]	6.3	7.4	7.5	7.6	7.6	7.4	7.4	7.4



[ ] Ranking at each section and finish  
 -:-:- No data available at this section  
 NA No data available

Horse/Jockey Name	Frosty's Gotcha/Amie Meissner
Finish Rank	2
Fastest Section Time (Section)	0:11.68 (1200-1000)
Top Speed [km/h] (Section)	63.8 (1400-1200)
Race State	Finished



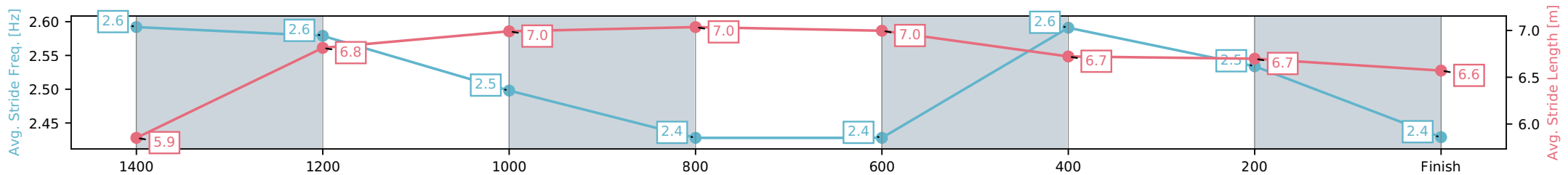
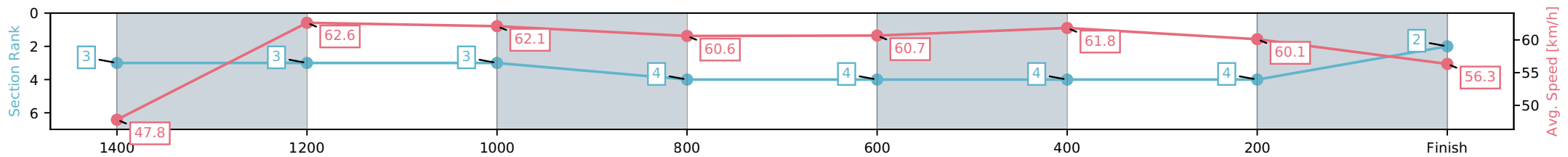
Mackay QLD --Professional-2026-05-14  
 Race 4: LADBROKES POPULAR SRM Maiden Handicap (QTIS bonuses applicable 2&3YO Only) - 1560m



14 May 2026 - 2:01PM

Track Rating: Soft 5, Weather: Overcast, Rail Position: True Entire Circuit

Section	L1560	L1400	L1200	L1000	L800	L600	L400	L200
Section Times	1:35.32 (0:11.52)	1:23.80 [3] (0:11.70)	1:12.09 [3] (0:11.68)	1:00.42 [3] (0:11.94)	0:48.48 [4] (0:11.90)	0:36.58 [4] (0:11.79)	0:24.79 [4] (0:12.03)	0:12.76 [4] (0:12.76)
Average Speed [km/h]	47.8	62.6	62.1	60.6	60.7	61.8	60.1	56.3
Top Speed [km/h]	61.7	63.8	63.1	62.0	61.6	63.7	61.8	58.6
Avg. Dist. to Rail [m]	3.8	3.6	3.1	1.9	1.1	1.6	3.6	4.2
Avg. Stride Freq. [Hz]	2.6	2.6	2.5	2.4	2.4	2.6	2.5	2.4
Avg. Stride Length [m]	5.9	6.8	7.0	7.0	7.0	6.7	6.7	6.6



[ ] Ranking at each section and finish  
 -:-:- No data available at this section  
 NA No data available

Horse/Jockey Name	Say It Loud/Ryan Wiggins
Finish Rank	3
Fastest Section Time (Section)	0:11.52 (1400-1200)
Top Speed [km/h] (Section)	64.2 (1560 - 1400)
Race State	Finished



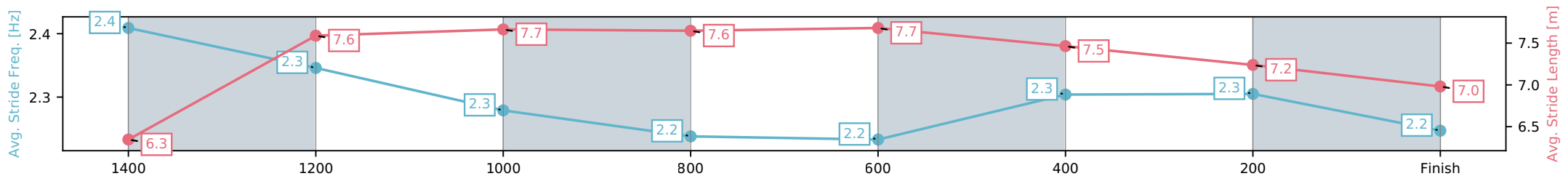
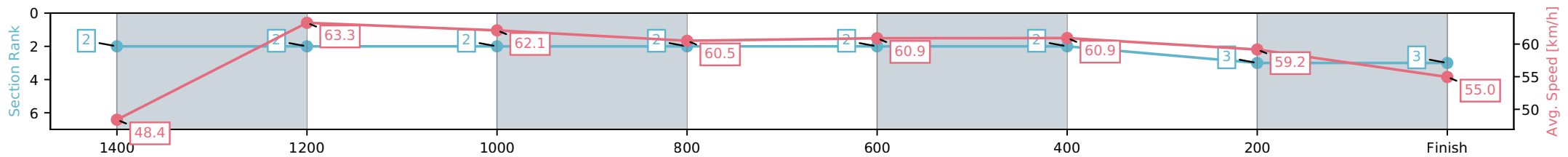
Mackay QLD --Professional-2026-05-14  
 Race 4: LADBROKES POPULAR SRM Maiden Handicap (QTIS bonuses applicable 2&3YO Only) - 1560m



14 May 2026 - 2:01PM

Track Rating: Soft 5, Weather: Overcast, Rail Position: True Entire Circuit

Section	L1560	L1400	L1200	L1000	L800	L600	L400	L200
Section Times	1:35.43 (0:11.39)	1:24.04 [2] (0:11.52)	1:12.52 [2] (0:11.63)	1:00.89 [2] (0:11.94)	0:48.95 [2] (0:11.82)	0:37.13 [2] (0:11.79)	0:25.34 [2] (0:12.23)	0:13.12 [3] (0:13.12)
Average Speed [km/h]	48.4	63.3	62.1	60.5	60.9	60.9	59.2	55.0
Top Speed [km/h]	64.2	64.2	62.4	61.9	61.3	61.9	60.0	58.2
Avg. Dist. to Rail [m]	5.9	2.7	1.6	1.2	0.5	0.9	3.3	3.5
Avg. Stride Freq. [Hz]	2.4	2.3	2.3	2.2	2.2	2.3	2.3	2.2
Avg. Stride Length [m]	6.3	7.6	7.7	7.6	7.7	7.5	7.2	7.0



[ ] Ranking at each section and finish  
 -:-:- No data available at this section  
 NA No data available

Horse/Jockey Name	Willow Capri/Chris McIver
Finish Rank	4
Fastest Section Time (Section)	0:11.56 (1400-1200)
Top Speed [km/h] (Section)	64.2 (1400-1200)
Race State	Finished



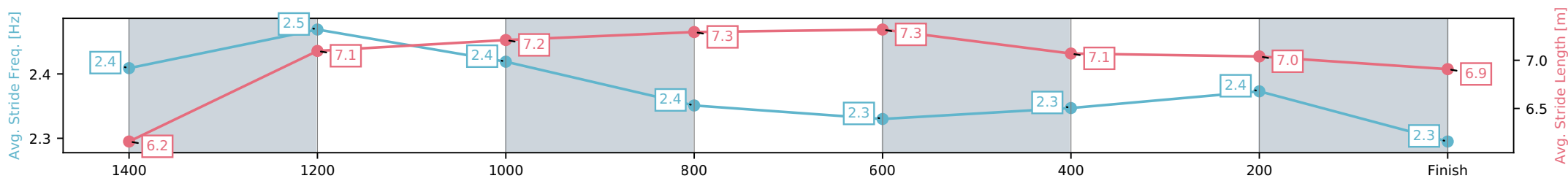
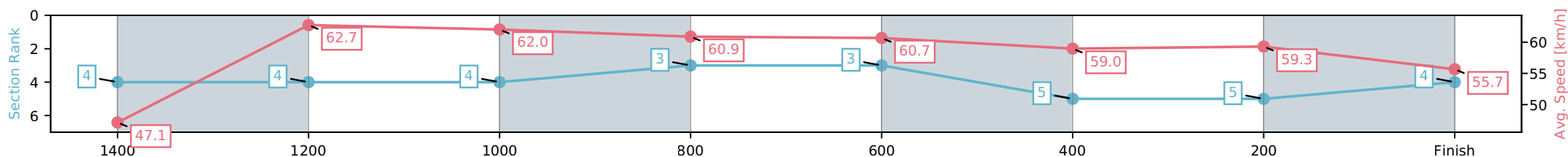
Mackay QLD --Professional-2026-05-14  
 Race 4: LADBROKES POPULAR SRM Maiden Handicap (QTIS bonuses applicable 2&3YO Only) - 1560m



14 May 2026 - 2:01PM

Track Rating: Soft 5, Weather: Overcast, Rail Position: True Entire Circuit

Section	L1560	L1400	L1200	L1000	L800	L600	L400	L200
Section Times	1:35.85 (0:11.70)	1:24.15 [4] (0:11.56)	1:12.59 [4] (0:11.66)	1:00.92 [4] (0:11.83)	0:49.09 [3] (0:11.80)	0:37.29 [3] (0:12.14)	0:25.16 [5] (0:12.19)	0:12.96 [5] (0:12.96)
Average Speed [km/h]	47.1	62.7	62.0	60.9	60.7	59.0	59.3	55.7
Top Speed [km/h]	61.4	64.2	63.5	61.6	62.3	59.8	60.6	58.0
Avg. Dist. to Rail [m]	1.4	1.7	2.3	0.9	1.3	1.3	3.6	6.3
Avg. Stride Freq. [Hz]	2.4	2.5	2.4	2.4	2.3	2.3	2.4	2.3
Avg. Stride Length [m]	6.2	7.1	7.2	7.3	7.3	7.1	7.0	6.9



[ ] Ranking at each section and finish  
 -:-:- No data available at this section  
 NA No data available

Horse/Jockey Name	Viper Room/Tahlia Fenlon
Finish Rank	5
Fastest Section Time (Section)	0:11.48 (1400-1200)
Top Speed [km/h] (Section)	64.9 (1400-1200)
Race State	Finished



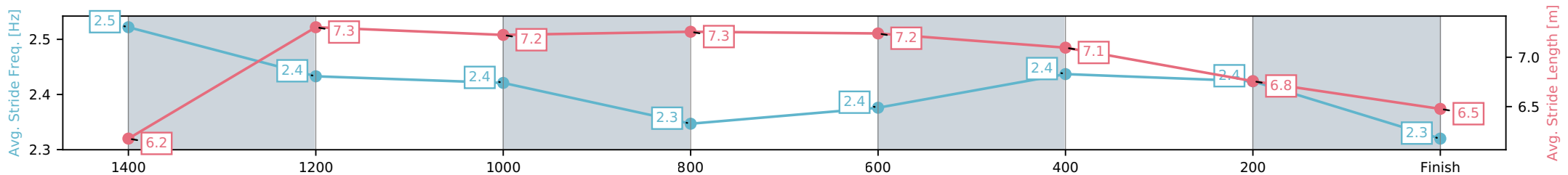
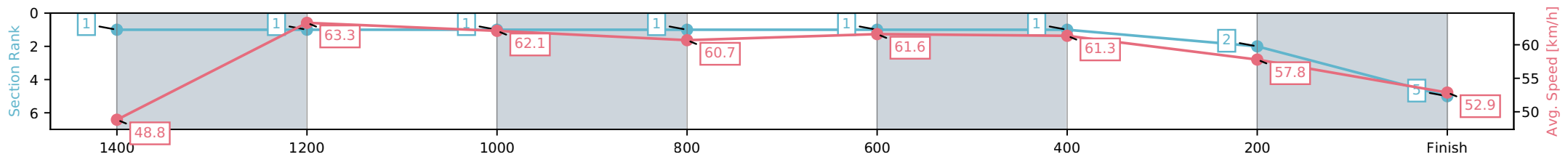
Mackay QLD --Professional-2026-05-14  
 Race 4: LADBROKES POPULAR SRM Maiden Handicap (QTIS bonuses applicable 2&3YO Only) - 1560m



14 May 2026 - 2:01PM

Track Rating: Soft 5, Weather: Overcast, Rail Position: True Entire Circuit

Section	L1560	L1400	L1200	L1000	L800	L600	L400	L200
Section Times	1:35.98 (0:11.26)	1:24.72 [1] (0:11.48)	1:13.24 [1] (0:11.65)	1:01.59 [1] (0:11.94)	0:49.65 [1] (0:11.69)	0:37.96 [1] (0:11.75)	0:26.21 [1] (0:12.50)	0:13.71 [2] (0:13.71)
Average Speed [km/h]	48.8	63.3	62.1	60.7	61.6	61.3	57.8	52.9
Top Speed [km/h]	62.8	64.9	63.2	61.9	62.2	62.7	59.4	55.5
Avg. Dist. to Rail [m]	4.5	2.1	2.1	1.6	0.7	0.7	2.2	2.0
Avg. Stride Freq. [Hz]	2.5	2.4	2.4	2.3	2.4	2.4	2.4	2.3
Avg. Stride Length [m]	6.2	7.3	7.2	7.3	7.2	7.1	6.8	6.5



- [ ] Ranking at each section and finish
- :-:- No data available at this section
- NA No data available



# Mackay QLD

Race 5: BOOK FOR AMATEUR CUP SATURDAY 23RD MAY OPEN Handicap - 1560m

14 May 2026 - 2:35PM

Track Rating: Soft 5, Weather: Overcast, Rail Position: True Entire Circuit



MACKAY TURF CLUB

Ooralea Racecourse

Field Times (Race Tempo) 1:33.94 (0:11.55) 1:22.39 (0:11.53) 1:10.86 (0:11.78) 0:59.08 (0:11.81) 0:47.27 (0:11.80) 0:35.47 (0:11.91) 0:23.55 (0:11.71) 0:11.85 (0:11.85)

Rank	TAB#	Horse	Overall Time	First 400m	Top Speed km/h (Section)	L1560	L1400	L1200	L1000	L800	L600	L400	L200
	(BAR#)	Jockey	Margin (DT-W)	Last 600m	Fastest Section (Time)	Start - 1400	1400 - 1200	1200 - 1000	1000 - 800	800 - 600	600 - 400	400 - 200	200 - Finish
1	2	Journalism	1:33.94	0:26.15	64.3 (400-200)	1:33.94	1:22.09 [6]	1:10.18 [6]	0:58.36 [6]	0:46.71 [6]	0:35.00 [5]	0:23.16 [4]	0:11.73 [2]
	(8)	Adam Sewell		0:35.00	400-200 (0:11.43)	(0:11.85)	(0:11.91)	(0:11.82)	(0:11.65)	(0:11.71)	(0:11.84)	(0:11.43)	(0:11.73)
2	1	Scrub Chain	1:33.96	0:26.02	64.8 (200-0)	1:33.96	1:22.14 [5]	1:10.26 [5]	0:58.55 [5]	0:46.77 [5]	0:34.88 [6]	0:23.09 [6]	0:11.67 [3]
	(2)	Aidan Holt	0.3L (+2)	0:34.88	400-200 (0:11.41)	(0:11.82)	(0:11.88)	(0:11.71)	(0:11.78)	(0:11.89)	(0:11.79)	(0:11.41)	(0:11.68)
3	4	Misterkipchoge	1:34.07	0:25.65	63.1 (1400-1200)	1:34.07	1:22.52 [1]	1:10.78 [2]	0:59.08 [2]	0:47.30 [3]	0:35.41 [3]	0:23.61 [3]	0:11.98 [1]
	(9)	Nikki Olzard	2.2L (+3)	0:35.40	1560 - 1400 (0:11.55)	(0:11.55)	(0:11.74)	(0:11.70)	(0:11.78)	(0:11.89)	(0:11.80)	(0:11.63)	(0:11.98)
4	3	Moktaffy	1:34.11	0:25.90	65.6 (400-200)	1:34.11	1:22.40 [4]	1:10.56 [4]	0:58.87 [4]	0:47.10 [4]	0:35.21 [4]	0:23.32 [5]	0:11.82 [4]
	(6)	Chris McIver	2.8L (+7)	0:35.21	400-200 (0:11.49)	(0:11.71)	(0:11.84)	(0:11.69)	(0:11.77)	(0:11.89)	(0:11.89)	(0:11.49)	(0:11.83)
5	5	Turn Me Royale	1:34.24	0:26.66	65.1 (400-200)	1:34.24	1:21.88 [8]	1:09.97 [8]	0:58.33 [7]	0:46.75 [7]	0:34.98 [7]	0:23.22 [7]	0:11.83 [6]
	(7)	Tahlia Fenlon	1.7L (+3)	0:34.98	400-200 (0:11.38)	(0:12.36)	(0:11.91)	(0:11.64)	(0:11.58)	(0:11.76)	(0:11.77)	(0:11.38)	(0:11.83)
6	8	Citiroc	1:34.43	0:26.62	64.3 (400-200)	1:34.43	1:22.15 [8]	1:10.16 [8]	0:58.31 [9]	0:46.67 [9]	0:35.03 [9]	0:23.28 [9]	0:11.86 [9]
	(5)	Raul Silvera Olivera	8.1L (-2)	0:35.03	400-200 (0:11.42)	(0:12.28)	(0:11.99)	(0:11.85)	(0:11.64)	(0:11.64)	(0:11.75)	(0:11.42)	(0:11.86)
7	6	Mayor Of Kingston	1:34.79	0:25.72	63.2 (1400-1200)	1:34.79	1:23.18 [3]	1:11.41 [3]	0:59.70 [3]	0:47.95 [4]	0:36.11 [4]	0:24.13 [4]	0:12.29 [8]
	(4)	Nathan Thomas	14.1L (-2)	0:36.11	1560 - 1400 (0:11.61)	(0:11.61)	(0:11.77)	(0:11.71)	(0:11.75)	(0:11.84)	(0:11.98)	(0:11.84)	(0:12.29)
8	7	Yorokobi	1:35.23	0:25.41	64.4 (1400-1200)	1:35.23	1:23.66 [2]	1:12.15 [1]	1:00.37 [1]	0:48.56 [1]	0:36.76 [2]	0:24.85 [1]	0:12.85 [6]
	(1)	Georgina Cartwright	21.4L (-2)	0:36.76	1400-1200 (0:11.51)	(0:11.57)	(0:11.51)	(0:11.78)	(0:11.81)	(0:11.80)	(0:11.91)	(0:12.00)	(0:12.85)
9	9	Remlap Kava	1:35.58	0:25.60	63.2 (1400-1200)	1:35.58	1:23.46 [7]	1:12.10 [4]	1:00.48 [4]	0:48.88 [2]	0:37.12 [1]	0:25.20 [2]	0:13.30 [5]
	(3)	Amie Meissner	27.2L (-2)	0:37.28	1400-1200 (0:11.36)	(0:12.12)	(0:11.36)	(0:11.62)	(0:11.60)	(0:11.76)	(0:11.92)	(0:11.90)	(0:13.30)

Report Created: Thu 14 May 2026

(Note: Races are conducted over an approximate distance as close as possible to the advertised distance, and recorded data may vary accordingly. Official times refer to race times only and do not include handicap times.)

[ ] Position in running at each section and finish TAB# Saddle cloth number

Fastest split

-:-:- No data available at this section

BAR# Barrier/Gate Position

Fastest section

NA No data available

DNF Did not finish

DNT Did not track

DT-W Distance travelled compared to winner in metres

Horse/Jockey Name	Journalism/Adam Sewell
Finish Rank	1
Fastest Section Time (Section)	0:11.43 (400-200)
Top Speed [km/h] (Section)	64.3 (400-200)
Race State	Finished



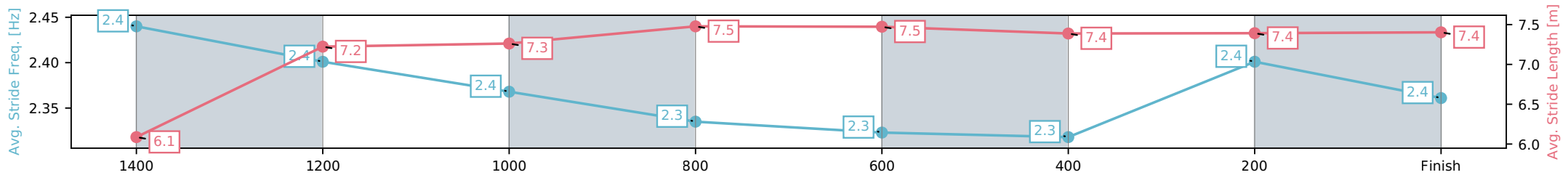
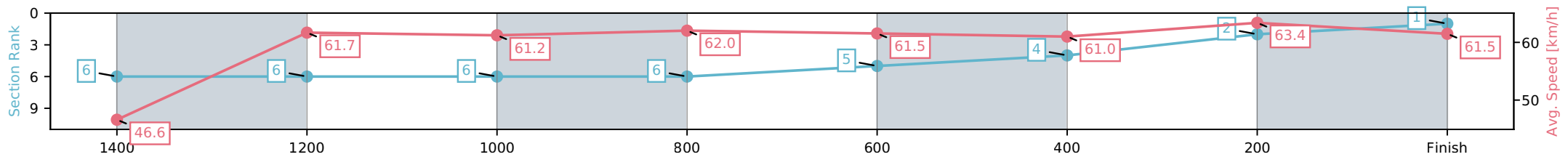
Mackay QLD --Professional-2026-05-14  
 Race 5: BOOK FOR AMATEUR CUP SATURDAY 23RD MAY  
 OPEN Handicap - 1560m



14 May 2026 - 2:35PM

Track Rating: Soft 5, Weather: Overcast, Rail Position: True Entire Circuit

Section	L1560	L1400	L1200	L1000	L800	L600	L400	L200
Section Times	1:33.94 (0:11.85)	1:22.09 [6] (0:11.91)	1:10.18 [6] (0:11.82)	0:58.36 [6] (0:11.65)	0:46.71 [6] (0:11.71)	0:35.00 [5] (0:11.84)	0:23.16 [4] (0:11.43)	0:11.73 [2] (0:11.73)
Average Speed [km/h]	46.6	61.7	61.2	62.0	61.5	61.0	63.4	61.5
Top Speed [km/h]	49.4	62.3	63.1	62.3	62.0	62.4	64.3	62.8
Avg. Dist. to Rail [m]	6.9	4.0	2.4	0.9	0.6	0.9	3.7	5.7
Avg. Stride Freq. [Hz]	2.4	2.4	2.4	2.3	2.3	2.3	2.4	2.4
Avg. Stride Length [m]	6.1	7.2	7.3	7.5	7.5	7.4	7.4	7.4



[ ] Ranking at each section and finish  
 -:-:- No data available at this section  
 NA No data available

Horse/Jockey Name	Scrub Chain/Aidan Holt
Finish Rank	2
Fastest Section Time (Section)	0:11.41 (400-200)
Top Speed [km/h] (Section)	64.8 (200-0)
Race State	Finished



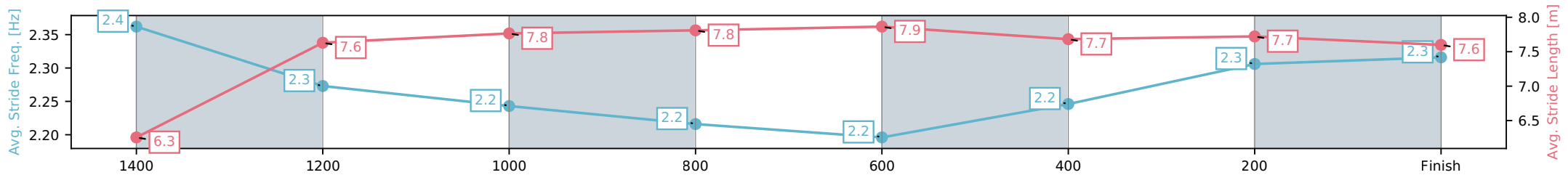
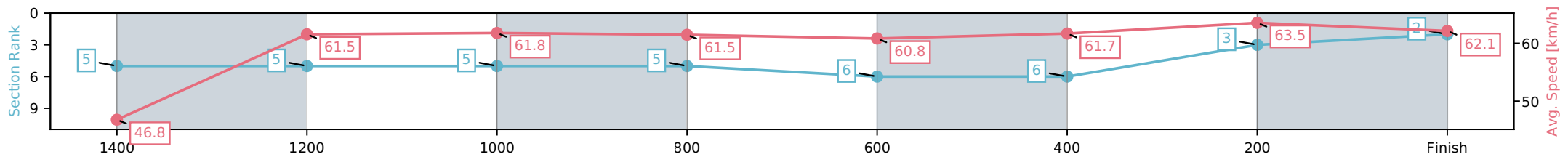
Mackay QLD --Professional-2026-05-14  
 Race 5: BOOK FOR AMATEUR CUP SATURDAY 23RD MAY  
 OPEN Handicap - 1560m



14 May 2026 - 2:35PM

Track Rating: Soft 5, Weather: Overcast, Rail Position: True Entire Circuit

Section	L1560	L1400	L1200	L1000	L800	L600	L400	L200
Section Times	1:33.96 (0:11.82)	1:22.14 [5] (0:11.88)	1:10.26 [5] (0:11.71)	0:58.55 [5] (0:11.78)	0:46.77 [5] (0:11.89)	0:34.88 [6] (0:11.79)	0:23.09 [6] (0:11.41)	0:11.67 [3] (0:11.68)
Average Speed [km/h]	46.8	61.5	61.8	61.5	60.8	61.7	63.5	62.1
Top Speed [km/h]	49.6	62.6	62.8	62.1	61.5	62.7	64.6	64.8
Avg. Dist. to Rail [m]	3.8	3.2	2.6	2.2	1.5	1.1	5.3	8.6
Avg. Stride Freq. [Hz]	2.4	2.3	2.2	2.2	2.2	2.2	2.3	2.3
Avg. Stride Length [m]	6.3	7.6	7.8	7.8	7.9	7.7	7.7	7.6



[ ] Ranking at each section and finish  
 -:-:- No data available at this section  
 NA No data available

Horse/Jockey Name	Misterkipchoge/Nikki Olzard
Finish Rank	3
Fastest Section Time (Section)	0:11.55 (1560 - 1400)
Top Speed [km/h] (Section)	63.1 (1400-1200)
Race State	Finished



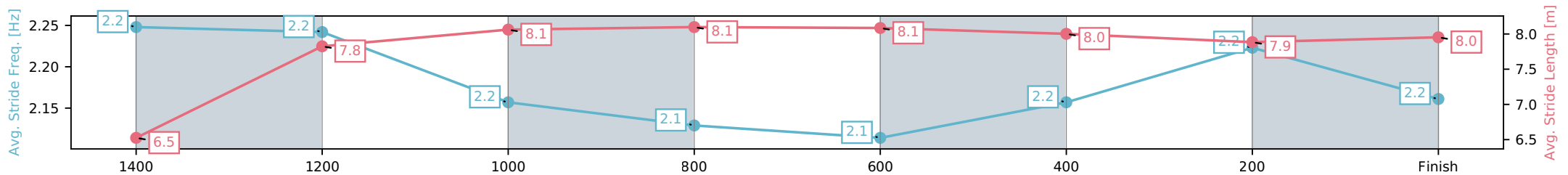
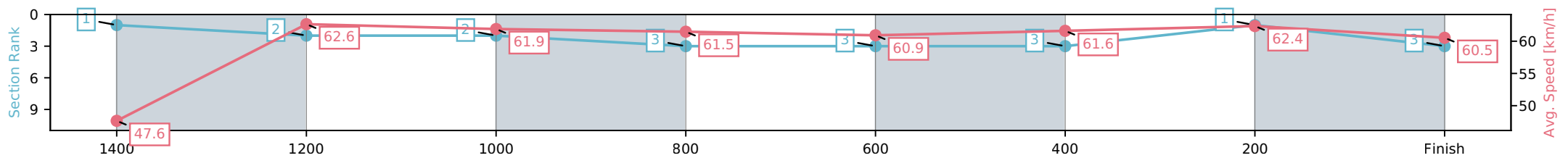
Mackay QLD --Professional-2026-05-14  
 Race 5: BOOK FOR AMATEUR CUP SATURDAY 23RD MAY  
 OPEN Handicap - 1560m



14 May 2026 - 2:35PM

Track Rating: Soft 5, Weather: Overcast, Rail Position: True Entire Circuit

Section	L1560	L1400	L1200	L1000	L800	L600	L400	L200
Section Times	1:34.07 (0:11.55)	1:22.52 [1] (0:11.74)	1:10.78 [2] (0:11.70)	0:59.08 [2] (0:11.78)	0:47.30 [3] (0:11.89)	0:35.41 [3] (0:11.80)	0:23.61 [3] (0:11.63)	0:11.98 [1] (0:11.98)
Average Speed [km/h]	47.6	62.6	61.9	61.5	60.9	61.6	62.4	60.5
Top Speed [km/h]	50.5	63.1	62.2	61.6	61.6	62.2	62.8	62.0
Avg. Dist. to Rail [m]	7.6	4.4	2.6	2.1	1.6	1.4	4.0	4.7
Avg. Stride Freq. [Hz]	2.2	2.2	2.2	2.1	2.1	2.2	2.2	2.2
Avg. Stride Length [m]	6.5	7.8	8.1	8.1	8.1	8.0	7.9	8.0



[ ] Ranking at each section and finish  
 -:-:- No data available at this section  
 NA No data available

Horse/Jockey Name	Moktaffy/Chris McIver
Finish Rank	4
Fastest Section Time (Section)	0:11.49 (400-200)
Top Speed [km/h] (Section)	65.6 (400-200)
Race State	Finished



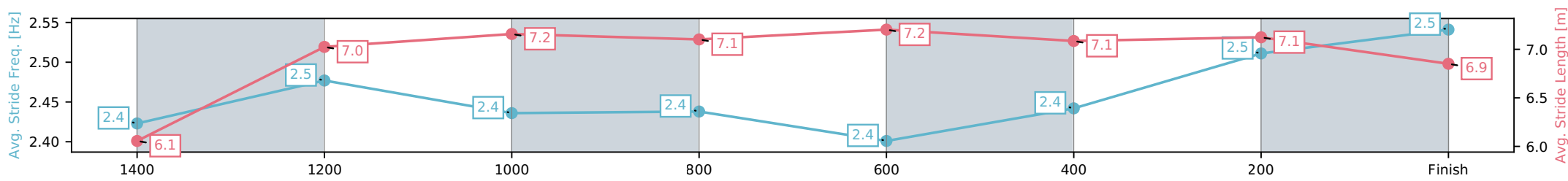
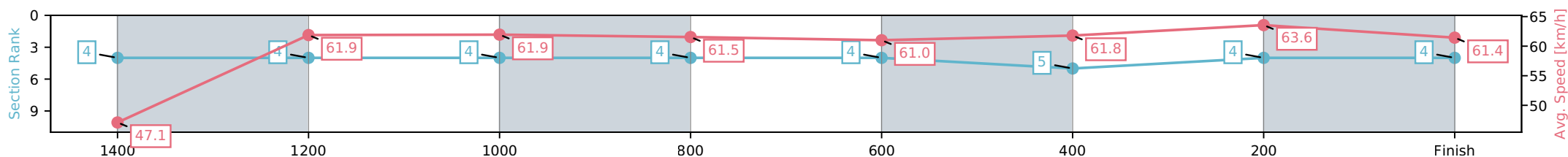
Mackay QLD --Professional-2026-05-14  
 Race 5: BOOK FOR AMATEUR CUP SATURDAY 23RD MAY  
 OPEN Handicap - 1560m



14 May 2026 - 2:35PM

Track Rating: Soft 5, Weather: Overcast, Rail Position: True Entire Circuit

Section	L1560	L1400	L1200	L1000	L800	L600	L400	L200
Section Times	1:34.11 (0:11.71)	1:22.40 [4] (0:11.84)	1:10.56 [4] (0:11.69)	0:58.87 [4] (0:11.77)	0:47.10 [4] (0:11.89)	0:35.21 [4] (0:11.89)	0:23.32 [5] (0:11.49)	0:11.82 [4] (0:11.83)
Average Speed [km/h]	47.1	61.9	61.9	61.5	61.0	61.8	63.6	61.4
Top Speed [km/h]	49.9	62.7	63.7	62.5	62.1	62.9	65.6	63.2
Avg. Dist. to Rail [m]	5.8	3.6	2.9	2.4	1.9	3.0	7.3	8.1
Avg. Stride Freq. [Hz]	2.4	2.5	2.4	2.4	2.4	2.4	2.5	2.5
Avg. Stride Length [m]	6.1	7.0	7.2	7.1	7.2	7.1	7.1	6.9



[ ] Ranking at each section and finish  
 -:-:- No data available at this section  
 NA No data available

Horse/Jockey Name	Turn Me Royale/Tahlia Fenlon
Finish Rank	5
Fastest Section Time (Section)	0:11.38 (400-200)
Top Speed [km/h] (Section)	65.1 (400-200)
Race State	Finished



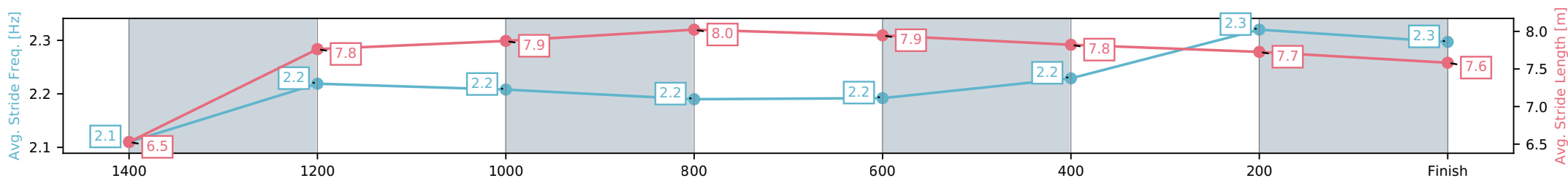
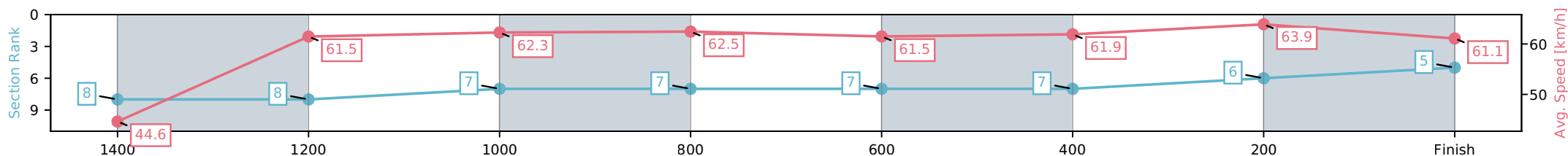
Mackay QLD --Professional-2026-05-14  
 Race 5: BOOK FOR AMATEUR CUP SATURDAY 23RD MAY  
 OPEN Handicap - 1560m



14 May 2026 - 2:35PM

Track Rating: Soft 5, Weather: Overcast, Rail Position: True Entire Circuit

Section	L1560	L1400	L1200	L1000	L800	L600	L400	L200
Section Times	1:34.24 (0:12.36)	1:21.88 [8] (0:11.91)	1:09.97 [8] (0:11.64)	0:58.33 [7] (0:11.58)	0:46.75 [7] (0:11.76)	0:34.98 [7] (0:11.77)	0:23.22 [7] (0:11.38)	0:11.83 [6] (0:11.83)
Average Speed [km/h]	44.6	61.5	62.3	62.5	61.5	61.9	63.9	61.1
Top Speed [km/h]	47.3	61.9	63.5	63.0	62.7	62.4	65.1	64.1
Avg. Dist. to Rail [m]	6.4	3.6	2.6	1.9	1.6	1.6	6.4	10.0
Avg. Stride Freq. [Hz]	2.1	2.2	2.2	2.2	2.2	2.2	2.3	2.3
Avg. Stride Length [m]	6.5	7.8	7.9	8.0	7.9	7.8	7.7	7.6



- [ ] Ranking at each section and finish
- :-:- No data available at this section
- NA No data available

Horse/Jockey Name	Citiroc/Raul Silvera Olivera
Finish Rank	6
Fastest Section Time (Section)	0:11.42 (400-200)
Top Speed [km/h] (Section)	64.3 (400-200)
Race State	Finished



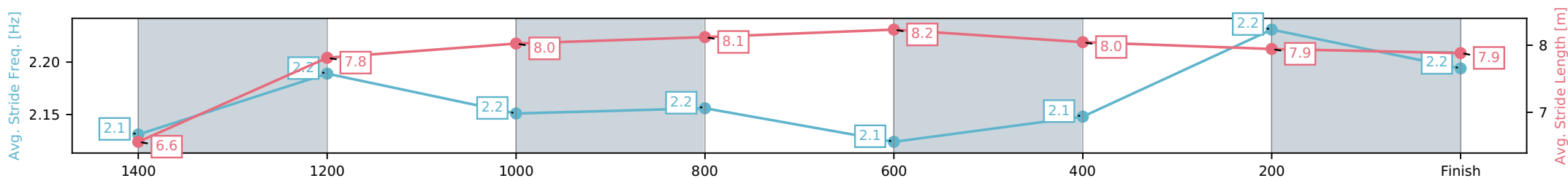
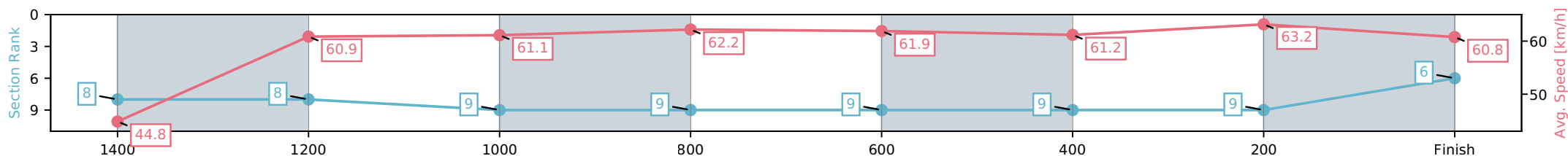
Mackay QLD --Professional-2026-05-14  
 Race 5: BOOK FOR AMATEUR CUP SATURDAY 23RD MAY  
 OPEN Handicap - 1560m



14 May 2026 - 2:35PM

Track Rating: Soft 5, Weather: Overcast, Rail Position: True Entire Circuit

Section	L1560	L1400	L1200	L1000	L800	L600	L400	L200
Section Times	1:34.43 (0:12.28)	1:22.15 [8] (0:11.99)	1:10.16 [8] (0:11.85)	0:58.31 [9] (0:11.64)	0:46.67 [9] (0:11.64)	0:35.03 [9] (0:11.75)	0:23.28 [9] (0:11.42)	0:11.86 [9] (0:11.86)
Average Speed [km/h]	44.8	60.9	61.1	62.2	61.9	61.2	63.2	60.8
Top Speed [km/h]	47.5	61.4	61.6	63.0	63.2	61.8	64.3	63.0
Avg. Dist. to Rail [m]	5.5	2.7	2.8	1.7	0.7	0.5	2.5	3.5
Avg. Stride Freq. [Hz]	2.1	2.2	2.2	2.2	2.1	2.1	2.2	2.2
Avg. Stride Length [m]	6.6	7.8	8.0	8.1	8.2	8.0	7.9	7.9



- [ ] Ranking at each section and finish
- :-:- No data available at this section
- NA No data available

Horse/Jockey Name	Mayor Of Kingston/Nathan Thomas
Finish Rank	7
Fastest Section Time (Section)	0:11.61 (1560 - 1400)
Top Speed [km/h] (Section)	63.2 (1400-1200)
Race State	Finished



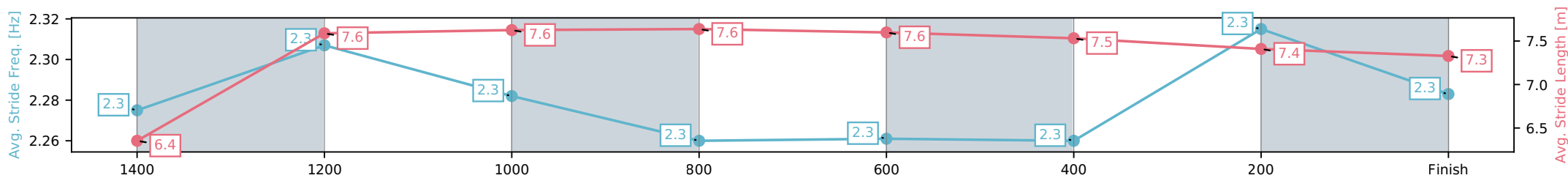
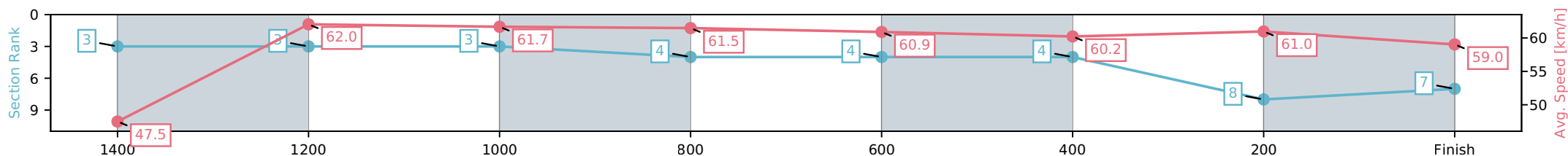
Mackay QLD --Professional-2026-05-14  
 Race 5: BOOK FOR AMATEUR CUP SATURDAY 23RD MAY  
 OPEN Handicap - 1560m



14 May 2026 - 2:35PM

Track Rating: Soft 5, Weather: Overcast, Rail Position: True Entire Circuit

Section	L1560	L1400	L1200	L1000	L800	L600	L400	L200
Section Times	1:34.79 (0:11.61)	1:23.18 [3] (0:11.77)	1:11.41 [3] (0:11.71)	0:59.70 [3] (0:11.75)	0:47.95 [4] (0:11.84)	0:36.11 [4] (0:11.98)	0:24.13 [4] (0:11.84)	0:12.29 [8] (0:12.29)
Average Speed [km/h]	47.5	62.0	61.7	61.5	60.9	60.2	61.0	59.0
Top Speed [km/h]	50.3	63.2	62.1	62.5	62.6	60.9	62.2	62.0
Avg. Dist. to Rail [m]	4.2	2.8	1.6	1.0	0.8	0.6	1.5	2.1
Avg. Stride Freq. [Hz]	2.3	2.3	2.3	2.3	2.3	2.3	2.3	2.3
Avg. Stride Length [m]	6.4	7.6	7.6	7.6	7.6	7.5	7.4	7.3



[ ] Ranking at each section and finish  
 -:-:- No data available at this section  
 NA No data available

Horse/Jockey Name	Yorokobi/Georgina Cartwright
Finish Rank	8
Fastest Section Time (Section)	0:11.51 (1400-1200)
Top Speed [km/h] (Section)	64.4 (1400-1200)
Race State	Finished



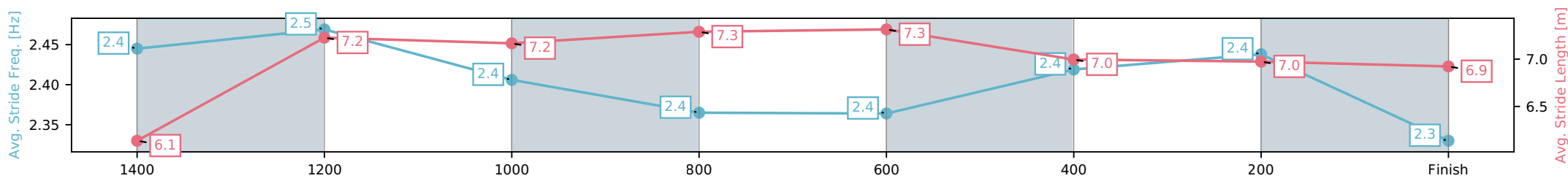
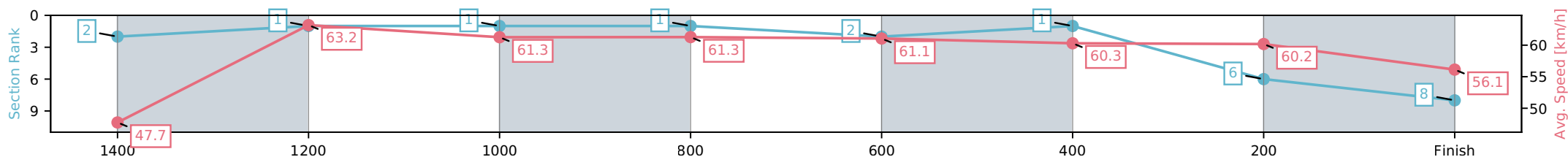
Mackay QLD --Professional-2026-05-14  
 Race 5: BOOK FOR AMATEUR CUP SATURDAY 23RD MAY  
 OPEN Handicap - 1560m



14 May 2026 - 2:35PM

Track Rating: Soft 5, Weather: Overcast, Rail Position: True Entire Circuit

Section	L1560	L1400	L1200	L1000	L800	L600	L400	L200
Section Times	1:35.23 (0:11.57)	1:23.66 [2] (0:11.51)	1:12.15 [1] (0:11.78)	1:00.37 [1] (0:11.81)	0:48.56 [1] (0:11.80)	0:36.76 [2] (0:11.91)	0:24.85 [1] (0:12.00)	0:12.85 [6] (0:12.85)
Average Speed [km/h]	47.7	63.2	61.3	61.3	61.1	60.3	60.2	56.1
Top Speed [km/h]	50.6	64.4	62.3	62.1	62.1	61.1	62.0	59.9
Avg. Dist. to Rail [m]	2.0	2.1	1.7	1.6	0.4	0.4	1.8	2.1
Avg. Stride Freq. [Hz]	2.4	2.5	2.4	2.4	2.4	2.4	2.4	2.3
Avg. Stride Length [m]	6.1	7.2	7.2	7.3	7.3	7.0	7.0	6.9



[ ] Ranking at each section and finish  
 -:-:- No data available at this section  
 NA No data available

Horse/Jockey Name	Remlap Kava/Amie Meissner
Finish Rank	9
Fastest Section Time (Section)	0:11.36 (1400-1200)
Top Speed [km/h] (Section)	63.2 (1400-1200)
Race State	Finished



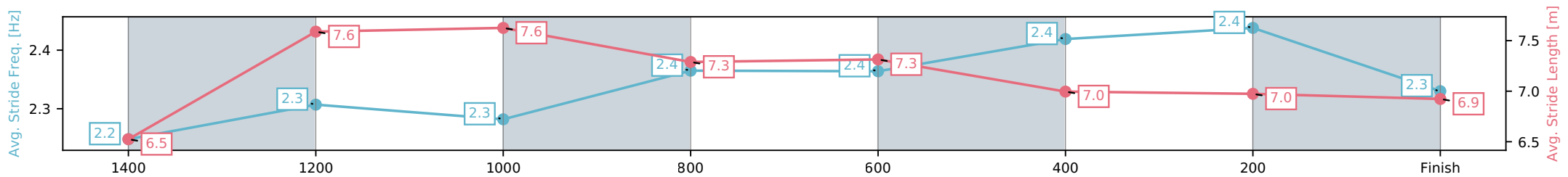
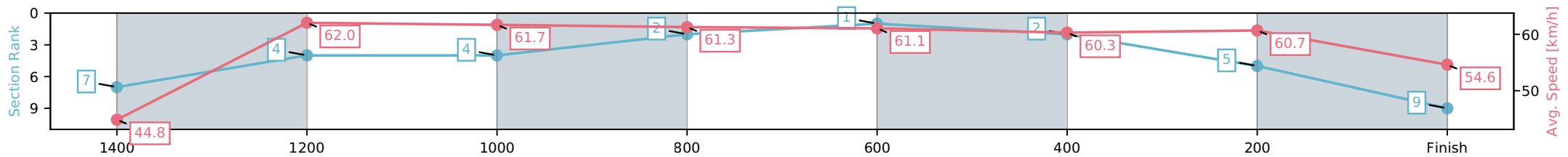
Mackay QLD --Professional-2026-05-14  
 Race 5: BOOK FOR AMATEUR CUP SATURDAY 23RD MAY  
 OPEN Handicap - 1560m



14 May 2026 - 2:35PM

Track Rating: Soft 5, Weather: Overcast, Rail Position: True Entire Circuit

Section	L1560	L1400	L1200	L1000	L800	L600	L400	L200
Section Times	1:35.58 (0:12.12)	1:23.46 [7] (0:11.36)	1:12.10 [4] (0:11.62)	1:00.48 [4] (0:11.60)	0:48.88 [2] (0:11.76)	0:37.12 [1] (0:11.92)	0:25.20 [2] (0:11.90)	0:13.30 [5] (0:13.30)
Average Speed [km/h]	44.8	62.0	61.7	61.3	61.1	60.3	60.7	54.6
Top Speed [km/h]	47.5	63.2	62.1	62.1	62.1	61.1	62.0	59.9
Avg. Dist. to Rail [m]	5.7	3.6	2.7	2.6	2.1	2.2	0.8	2.6
Avg. Stride Freq. [Hz]	2.2	2.3	2.3	2.4	2.4	2.4	2.4	2.3
Avg. Stride Length [m]	6.5	7.6	7.6	7.3	7.3	7.0	7.0	6.9



[ ] Ranking at each section and finish  
 -:-:- No data available at this section  
 NA No data available



# Mackay QLD

Race 6: LADBROKES ODDS SURGE BENCHMARK 70 Handicap - 1200m

14 May 2026 - 3:10PM

Track Rating: Soft 5, Weather: Overcast, Rail Position: True Entire Circuit



MACKAY TURF CLUB

Ooralea Racecourse

Field Times  
(Race Tempo)

1:10.38	0:56.78	0:45.55	0:34.27	0:22.84	0:11.64
(0:13.60)	(0:11.23)	(0:11.28)	(0:11.43)	(0:11.20)	(0:11.64)

Rank	TAB#	Horse	Overall Time	First 400m	Top Speed km/h (Section)	L1200	L1000	L800	L600	L400	L200		
	(BAR#)	Jockey	Margin (DT-W)	Last 600m	Fastest Section (Time)	Start - 1000	1000 - 800	800 - 600	600 - 400	400 - 200	200 - Finish		
1	9	Upstart Legend	1:10.38	0:24.96	66.2 (1000-800)	1:10.38	0:56.48 [2]	0:45.41 [2]	0:34.12 [2]	0:22.78 [2]	0:11.57 [2]		
	(3)	Adam Sewell		0:34.12	1000-800 (0:11.06)	(0:13.90)	(0:11.06)	(0:11.30)	(0:11.33)	(0:11.22)	(0:11.57)		
2	5	Universal Harmony	1:10.65	0:24.83	65.2 (400-200)	1:10.65	0:57.05 [1]	0:45.82 [1]	0:34.54 [1]	0:23.11 [1]	0:11.91 [1]		
	(6)	Chris McIver	1.6L (+0)	0:34.54	400-200 (0:11.20)	(0:13.60)	(0:11.23)	(0:11.28)	(0:11.43)	(0:11.20)	(0:11.91)		
3	1	Outback Action	1:10.96	0:25.37	66.4 (400-200)	1:10.96	0:56.84 [5]	0:45.59 [5]	0:34.29 [5]	0:22.85 [6]	0:11.66 [5]		
	(4)	Emma Simsir	3.4L (+4)	0:34.28	400-200 (0:11.18)	(0:14.12)	(0:11.25)	(0:11.30)	(0:11.44)	(0:11.18)	(0:11.66)		
4	7	Outback Bandit	1:11.01	0:25.21	66.2 (1000-800)	1:11.01	0:56.96 [4]	0:45.80 [3]	0:34.54 [3]	0:23.34 [3]	0:11.97 [3]		
	(5)	Amie Meissner	3.7L (+2)	0:34.53	1000-800 (0:11.16)	(0:14.05)	(0:11.16)	(0:11.26)	(0:11.20)	(0:11.36)	(0:11.97)		
5	8	Brasco	1:11.06	0:25.25	65.2 (1000-800)	1:11.06	0:57.03 [3]	0:45.81 [4]	0:34.53 [4]	0:23.24 [4]	0:11.81 [4]		
	(2)	Georgina Cartwright	4.0L (-2)	0:34.53	1000-800 (0:11.22)	(0:14.03)	(0:11.22)	(0:11.28)	(0:11.30)	(0:11.42)	(0:11.81)		
6	2	Dealing's Done	1:11.08	0:25.44	65.6 (1000-800)	1:11.08	0:56.86 [7]	0:45.64 [6]	0:34.40 [6]	0:23.08 [5]	0:11.78 [6]		
	(1)	Warwick Satherley	4.1L (-2)	0:34.40	1000-800 (0:11.22)	(0:14.22)	(0:11.22)	(0:11.24)	(0:11.32)	(0:11.30)	(0:11.78)		
7	6	Svindal	1:11.23	0:25.56	66.2 (400-200)	1:11.23	0:57.05 [6]	0:45.67 [7]	0:34.31 [7]	0:22.92 [8]	0:11.83 [7]		
	(7)	Nikki Olzard	5.0L (+3)	0:34.31	400-200 (0:11.08)	(0:14.18)	(0:11.38)	(0:11.35)	(0:11.40)	(0:11.08)	(0:11.83)		
8	3	Flying Shamus	1:11.47	0:25.70	65.2 (1000-800)	1:11.47	0:57.05 [8]	0:45.77 [8]	0:34.46 [8]	0:23.18 [7]	0:11.91 [8]		
	(8)	Ryan Wiggins	6.4L (+0)	0:34.46	400-200 (0:11.27)	(0:14.42)	(0:11.28)	(0:11.31)	(0:11.28)	(0:11.27)	(0:11.91)		

Scratched: Rubunkar (#4)

Report Created: Thu 14 May 2026

(Note: Races are conducted over an approximate distance as close as possible to the advertised distance, and recorded data may vary accordingly. Official times refer to race times only and do not include handicap times.)

[ ] Position in running at each section and finish  
 TAB# Saddle cloth number  
 -:-:- No data available at this section  
 BAR# Barrier/Gate Position  
 NA No data available  
 DNF Did not finish  
 DNT Did not track  
 DT-W Distance travelled compared to winner in metres

Fastest split  
 Fastest section

data processed by TRIPLESDATA

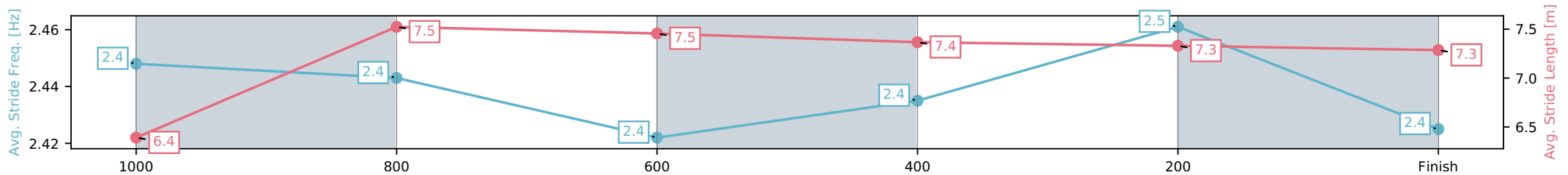
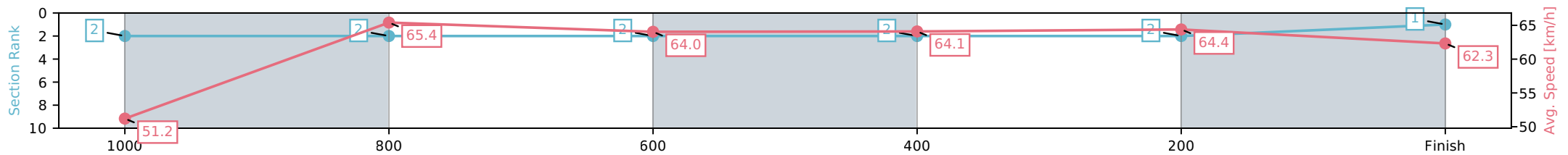
Horse/Jockey Name	Upstart Legend/Adam Sewell
Finish Rank	1
Fastest Section Time (Section)	0:11.06 (1000-800)
Top Speed [km/h] (Section)	66.2 (1000-800)
Race State	Finished



Mackay QLD --Professional-2026-05-14  
 Race 6: LADBROKES ODDS SURGE BENCHMARK 70  
 Handicap - 1200m  
 14 May 2026 - 3:10PM  
 Track Rating: Soft 5, Weather: Overcast, Rail Position: True Entire  
 Circuit



Section	L1200	L1000	L800	L600	L400	L200
Section Times	1:10.38 (0:13.90)	0:56.48 [2] (0:11.06)	0:45.41 [2] (0:11.30)	0:34.12 [2] (0:11.33)	0:22.78 [2] (0:11.22)	0:11.57 [2] (0:11.57)
Average Speed [km/h]	51.2	65.4	64.0	64.1	64.4	62.3
Top Speed [km/h]	65.5	66.2	65.5	64.6	64.9	64.6
Avg. Dist. to Rail [m]	3.8	1.7	1.4	1.2	2.4	4.6
Avg. Stride Freq. [Hz]	2.4	2.4	2.4	2.4	2.5	2.4
Avg. Stride Length [m]	6.4	7.5	7.5	7.4	7.3	7.3



[ ] Ranking at each section and finish  
 -:-:- No data available at this section  
 NA No data available

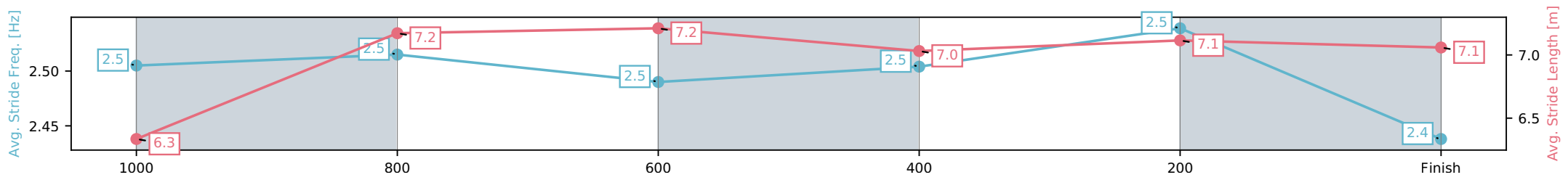
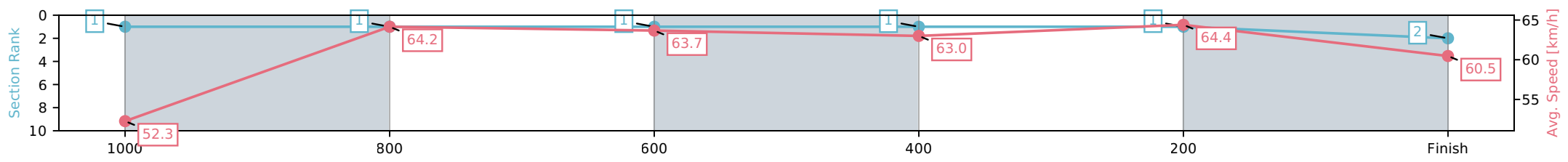
Horse/Jockey Name	Universal Harmony/Chris Mclver
Finish Rank	2
Fastest Section Time (Section)	0:11.20 (400-200)
Top Speed [km/h] (Section)	65.2 (400-200)
Race State	Finished



Mackay QLD --Professional-2026-05-14  
 Race 6: LADBROKES ODDS SURGE BENCHMARK 70  
 Handicap - 1200m  
 14 May 2026 - 3:10PM  
 Track Rating: Soft 5, Weather: Overcast, Rail Position: True Entire Circuit



Section	L1200	L1000	L800	L600	L400	L200
Section Times	1:10.65 (0:13.60)	0:57.05 [1] (0:11.23)	0:45.82 [1] (0:11.28)	0:34.54 [1] (0:11.43)	0:23.11 [1] (0:11.20)	0:11.91 [1] (0:11.91)
Average Speed [km/h]	52.3	64.2	63.7	63.0	64.4	60.5
Top Speed [km/h]	64.6	64.6	64.5	64.6	65.2	63.1
Avg. Dist. to Rail [m]	4.6	0.3	0.5	0.5	1.1	3.3
Avg. Stride Freq. [Hz]	2.5	2.5	2.5	2.5	2.5	2.4
Avg. Stride Length [m]	6.3	7.2	7.2	7.0	7.1	7.1



[ ] Ranking at each section and finish  
 -.-.- No data available at this section  
 NA No data available

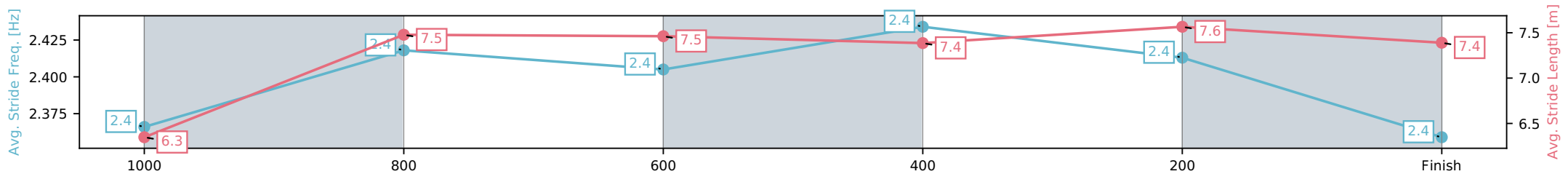
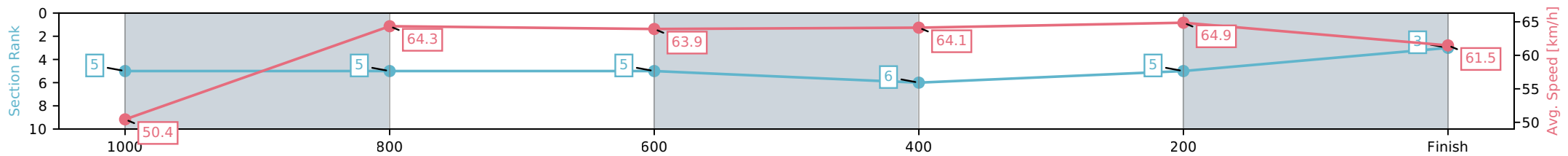
Horse/Jockey Name	Outback Action/Emma Simsir
Finish Rank	3
Fastest Section Time (Section)	0:11.18 (400-200)
Top Speed [km/h] (Section)	66.4 (400-200)
Race State	Finished



Mackay QLD --Professional-2026-05-14  
 Race 6: LADBROKES ODDS SURGE BENCHMARK 70  
 Handicap - 1200m  
 14 May 2026 - 3:10PM  
 Track Rating: Soft 5, Weather: Overcast, Rail Position: True Entire Circuit



Section	L1200	L1000	L800	L600	L400	L200
Section Times	1:10.96 (0:14.12)	0:56.84 [5] (0:11.25)	0:45.59 [5] (0:11.30)	0:34.29 [5] (0:11.44)	0:22.85 [6] (0:11.18)	0:11.66 [5] (0:11.66)
Average Speed [km/h]	50.4	64.3	63.9	64.1	64.9	61.5
Top Speed [km/h]	64.1	64.8	64.5	65.7	66.4	63.9
Avg. Dist. to Rail [m]	4.1	1.8	1.4	2.5	4.2	6.8
Avg. Stride Freq. [Hz]	2.4	2.4	2.4	2.4	2.4	2.4
Avg. Stride Length [m]	6.3	7.5	7.5	7.4	7.6	7.4



- [ ] Ranking at each section and finish
- :-:- No data available at this section
- NA No data available

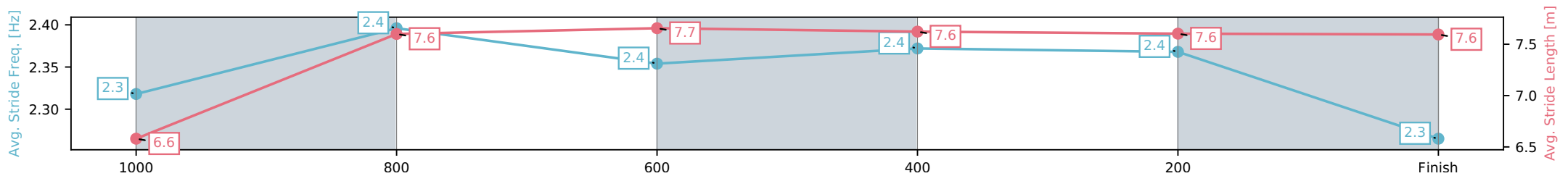
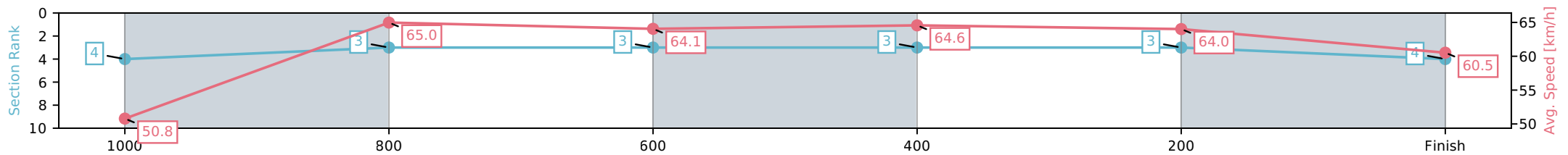
Horse/Jockey Name	Outback Bandit/Amie Meissner
Finish Rank	4
Fastest Section Time (Section)	0:11.16 (1000-800)
Top Speed [km/h] (Section)	66.2 (1000-800)
Race State	Finished



Mackay QLD --Professional-2026-05-14  
 Race 6: LADBROKES ODDS SURGE BENCHMARK 70  
 Handicap - 1200m  
 14 May 2026 - 3:10PM  
 Track Rating: Soft 5, Weather: Overcast, Rail Position: True Entire  
 Circuit



Section	L1200	L1000	L800	L600	L400	L200
Section Times	1:11.01 (0:14.05)	0:56.96 [4] (0:11.16)	0:45.80 [3] (0:11.26)	0:34.54 [3] (0:11.20)	0:23.34 [3] (0:11.36)	0:11.97 [3] (0:11.97)
Average Speed [km/h]	50.8	65.0	64.1	64.6	64.0	60.5
Top Speed [km/h]	63.3	66.2	64.5	65.2	64.5	63.4
Avg. Dist. to Rail [m]	5.1	2.5	0.9	1.0	5.4	7.0
Avg. Stride Freq. [Hz]	2.3	2.4	2.4	2.4	2.4	2.3
Avg. Stride Length [m]	6.6	7.6	7.7	7.6	7.6	7.6



[ ] Ranking at each section and finish  
 -:-:- No data available at this section  
 NA No data available

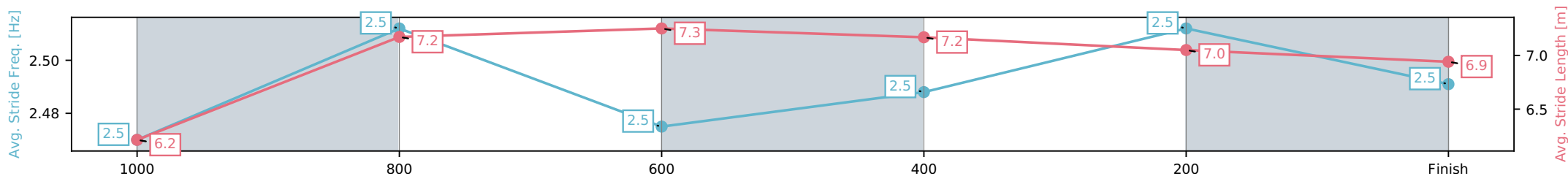
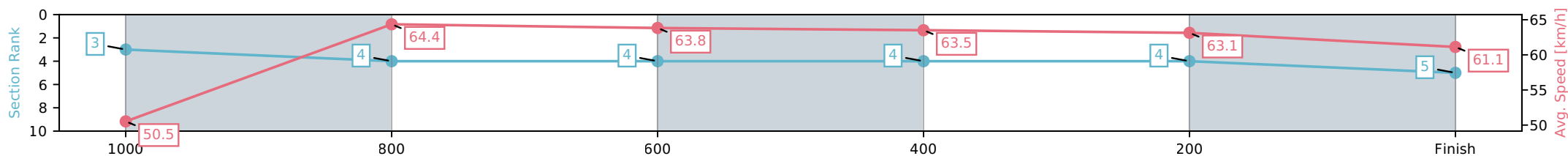
Horse/Jockey Name	Brasco/Georgina Cartwright
Finish Rank	5
Fastest Section Time (Section)	0:11.22 (1000-800)
Top Speed [km/h] (Section)	65.2 (1000-800)
Race State	Finished



Mackay QLD --Professional-2026-05-14  
 Race 6: LADBROKES ODDS SURGE BENCHMARK 70  
 Handicap - 1200m  
 14 May 2026 - 3:10PM  
 Track Rating: Soft 5, Weather: Overcast, Rail Position: True Entire Circuit



Section	L1200	L1000	L800	L600	L400	L200
Section Times	1:11.06 (0:14.03)	0:57.03 [3] (0:11.22)	0:45.81 [4] (0:11.28)	0:34.53 [4] (0:11.30)	0:23.24 [4] (0:11.42)	0:11.81 [4] (0:11.81)
Average Speed [km/h]	50.5	64.4	63.8	63.5	63.1	61.1
Top Speed [km/h]	63.0	65.2	64.9	63.9	63.9	63.6
Avg. Dist. to Rail [m]	2.5	0.8	0.5	0.7	1.8	2.7
Avg. Stride Freq. [Hz]	2.5	2.5	2.5	2.5	2.5	2.5
Avg. Stride Length [m]	6.2	7.2	7.3	7.2	7.0	6.9



[ ] Ranking at each section and finish  
 -:-:- No data available at this section  
 NA No data available

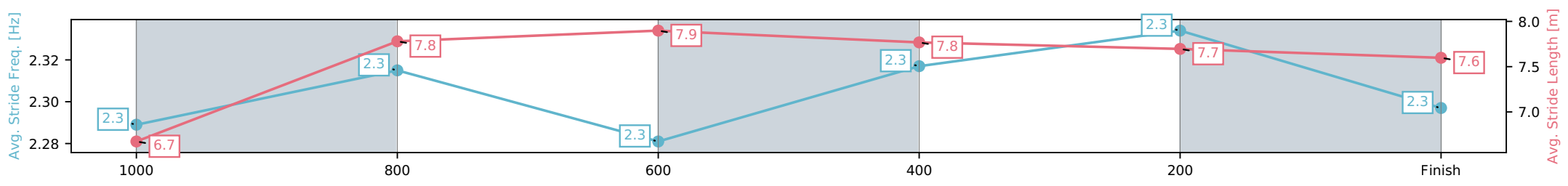
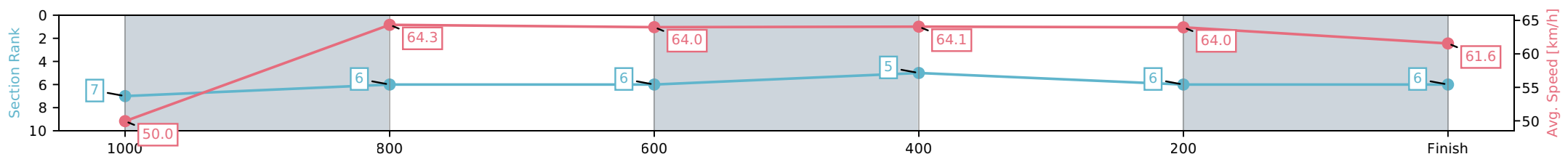
Horse/Jockey Name	Dealing's Done/Warwick Satherley
Finish Rank	6
Fastest Section Time (Section)	0:11.22 (1000-800)
Top Speed [km/h] (Section)	65.6 (1000-800)
Race State	Finished



Mackay QLD --Professional-2026-05-14  
 Race 6: LADBROKES ODDS SURGE BENCHMARK 70  
 Handicap - 1200m  
 14 May 2026 - 3:10PM  
 Track Rating: Soft 5, Weather: Overcast, Rail Position: True Entire Circuit



Section	L1200	L1000	L800	L600	L400	L200
Section Times	1:11.08 (0:14.22)	0:56.86 [7] (0:11.22)	0:45.64 [6] (0:11.24)	0:34.40 [6] (0:11.32)	0:23.08 [5] (0:11.30)	0:11.78 [6] (0:11.78)
Average Speed [km/h]	50.0	64.3	64.0	64.1	64.0	61.6
Top Speed [km/h]	62.8	65.6	64.3	64.7	64.4	63.7
Avg. Dist. to Rail [m]	1.8	0.8	0.5	0.9	2.9	3.7
Avg. Stride Freq. [Hz]	2.3	2.3	2.3	2.3	2.3	2.3
Avg. Stride Length [m]	6.7	7.8	7.9	7.8	7.7	7.6



[ ] Ranking at each section and finish  
 -:-:- No data available at this section  
 NA No data available

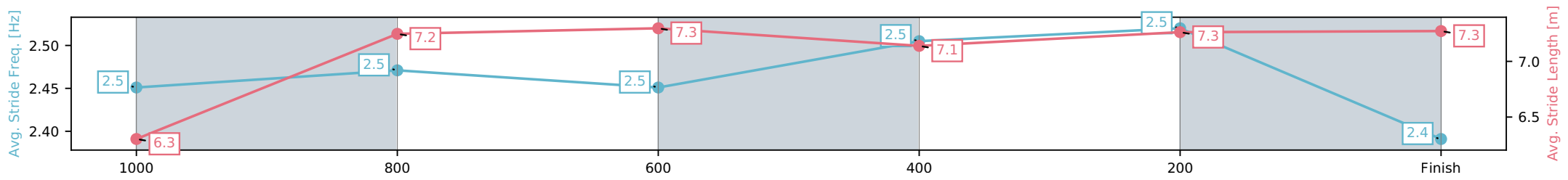
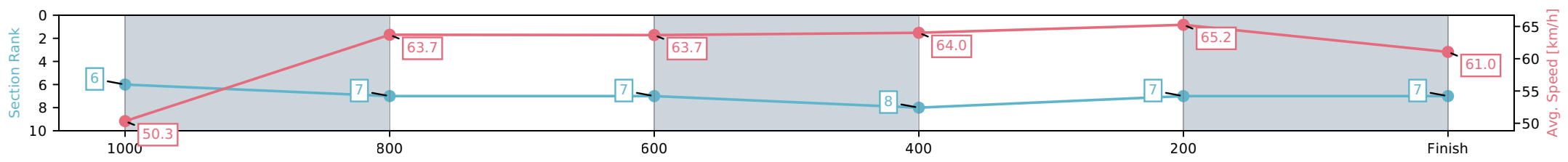
Horse/Jockey Name	Svindal/Nikki Olzard
Finish Rank	7
Fastest Section Time (Section)	0:11.08 (400-200)
Top Speed [km/h] (Section)	66.2 (400-200)
Race State	Finished



Mackay QLD --Professional-2026-05-14  
 Race 6: LADBROKES ODDS SURGE BENCHMARK 70  
 Handicap - 1200m  
 14 May 2026 - 3:10PM  
 Track Rating: Soft 5, Weather: Overcast, Rail Position: True Entire Circuit



Section	L1200	L1000	L800	L600	L400	L200
Section Times	1:11.23 (0:14.18)	0:57.05 [6] (0:11.38)	0:45.67 [7] (0:11.35)	0:34.31 [7] (0:11.40)	0:22.92 [8] (0:11.08)	0:11.83 [7] (0:11.83)
Average Speed [km/h]	50.3	63.7	63.7	64.0	65.2	61.0
Top Speed [km/h]	63.4	64.0	64.6	65.0	66.2	64.5
Avg. Dist. to Rail [m]	5.6	2.3	1.5	1.7	3.9	7.0
Avg. Stride Freq. [Hz]	2.5	2.5	2.5	2.5	2.5	2.4
Avg. Stride Length [m]	6.3	7.2	7.3	7.1	7.3	7.3



[ ] Ranking at each section and finish  
 -:-:- No data available at this section  
 NA No data available

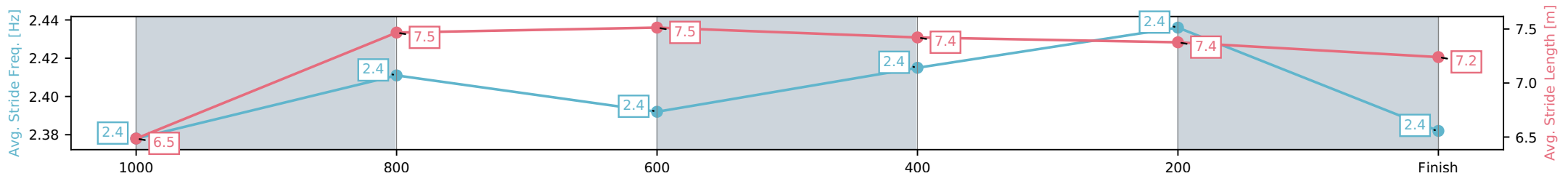
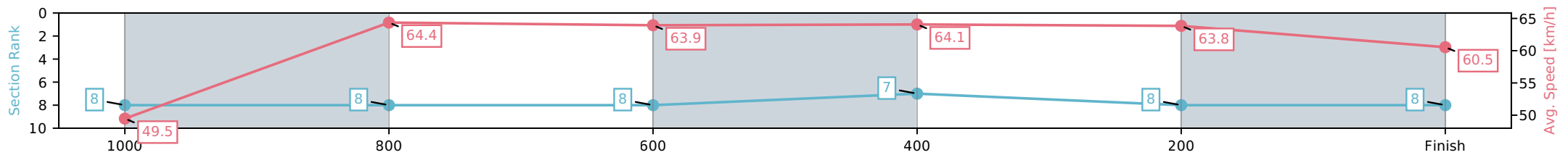
Horse/Jockey Name	Flying Shamus/Ryan Wiggins
Finish Rank	8
Fastest Section Time (Section)	0:11.27 (400-200)
Top Speed [km/h] (Section)	65.2 (1000-800)
Race State	Finished



Mackay QLD --Professional-2026-05-14  
 Race 6: LADBROKES ODDS SURGE BENCHMARK 70  
 Handicap - 1200m  
 14 May 2026 - 3:10PM  
 Track Rating: Soft 5, Weather: Overcast, Rail Position: True Entire  
 Circuit



Section	L1200	L1000	L800	L600	L400	L200
Section Times	1:11.47 (0:14.42)	0:57.05 [8] (0:11.28)	0:45.77 [8] (0:11.31)	0:34.46 [8] (0:11.28)	0:23.18 [7] (0:11.27)	0:11.91 [8] (0:11.91)
Average Speed [km/h]	49.5	64.4	63.9	64.1	63.8	60.5
Top Speed [km/h]	63.1	65.2	64.7	64.8	65.0	63.1
Avg. Dist. to Rail [m]	6.2	2.4	1.9	0.6	1.3	1.3
Avg. Stride Freq. [Hz]	2.4	2.4	2.4	2.4	2.4	2.4
Avg. Stride Length [m]	6.5	7.5	7.5	7.4	7.4	7.2



- [ ] Ranking at each section and finish
- :-:- No data available at this section
- NA No data available



# Mackay QLD

Race 7: LADBROKES OWNERS PROMOTION BENCHMARK 55 Handicap - 1300m

14 May 2026 - 3:45PM



MACKAY TURF CLUB

Ooralea Racecourse

Track Rating: Soft 5, Weather: Overcast, Rail Position: True Entire Circuit

Field Times (Race Tempo)      1:16.89      1:08.87      0:57.61      0:46.59      0:35.07      0:23.52      0:11.92  
 (0:08.02)      (0:11.26)      (0:11.02)      (0:11.53)      (0:11.54)      (0:11.60)      (0:11.92)

Rank	TAB#	Horse	Overall Time	First 400m	Top Speed km/h (Section)	L1300	L1200	L1000	L800	L600	L400	L200	
	(BAR#)	Jockey	Margin (DT-W)	Last 600m	Fastest Section (Time)	Start - 1200	1200 - 1000	1000 - 800	800 - 600	600 - 400	400 - 200	200 - Finish	
1	9	The Kobay Train	1:16.89	0:25.03	65.1 (1000-800)	1:16.89	1:08.80 [2]	0:57.41 [3]	0:46.23 [3]	0:35.03 [2]	0:23.52 [1]	0:11.92 [1]	
	(6)	Amie Meissner		0:35.02	1000-800 (0:11.18)	(0:08.10)	(0:11.39)	(0:11.18)	(0:11.20)	(0:11.50)	(0:11.60)	(0:11.92)	
2	4	Four Leaf Wonder	1:16.99	0:25.56	66.8 (1000-800)	1:16.99	1:08.71 [5]	0:57.09 [6]	0:45.91 [6]	0:34.48 [6]	0:23.02 [5]	0:11.64 [2]	
	(5)	Raul Silvera Olivera	0.6L (+2)	0:34.48	1000-800 (0:11.18)	(0:08.28)	(0:11.62)	(0:11.18)	(0:11.43)	(0:11.46)	(0:11.38)	(0:11.64)	
3	2	Bold Change	1:17.28	0:25.26	65.6 (1000-800)	1:17.28	1:08.96 [6]	0:57.58 [5]	0:46.42 [4]	0:34.98 [4]	0:23.41 [3]	0:11.89 [3]	
	(3)	Ryan Wiggins	2.3L (-3)	0:34.99	1000-800 (0:11.16)	(0:08.32)	(0:11.38)	(0:11.16)	(0:11.43)	(0:11.57)	(0:11.53)	(0:11.89)	
4	8	Mississippi Dream	1:17.58	0:25.34	65.8 (1000-800)	1:17.58	1:09.37 [3]	0:57.99 [4]	0:46.61 [5]	0:35.09 [5]	0:23.47 [6]	0:11.92 [4]	
	(2)	Adam Sewell	4.1L (-2)	0:35.09	1000-800 (0:11.38)	(0:08.21)	(0:11.38)	(0:11.38)	(0:11.52)	(0:11.62)	(0:11.55)	(0:11.92)	
5	3	Mordecai	1:17.79	0:25.91	66.0 (800-600)	1:17.79	1:09.40 [8]	0:57.62 [9]	0:46.31 [8]	0:34.95 [8]	0:23.31 [9]	0:11.65 [8]	
	(8)	Warwick Satherley	5.3L (-2)	0:34.94	1000-800 (0:11.31)	(0:08.39)	(0:11.78)	(0:11.31)	(0:11.36)	(0:11.64)	(0:11.65)	(0:11.65)	
6	7	Spitzberg	1:17.88	0:24.89	65.5 (1000-800)	1:17.88	1:09.86 [1]	0:58.56 [2]	0:47.30 [2]	0:35.70 [3]	0:23.95 [4]	0:12.14 [5]	
	(4)	Nikki Olzard	5.8L (-2)	0:35.69	1000-800 (0:11.26)	(0:08.02)	(0:11.30)	(0:11.26)	(0:11.60)	(0:11.74)	(0:11.81)	(0:12.14)	
7	1	Top Honours	1:18.08	0:25.82	66.2 (800-600)	1:18.08	1:09.70 [7]	0:58.13 [8]	0:46.60 [9]	0:35.21 [9]	0:23.65 [8]	0:12.09 [7]	
	(7)	Nathan Thomas	7.0L (-2)	0:35.21	800-600 (0:11.38)	(0:08.38)	(0:11.57)	(0:11.53)	(0:11.38)	(0:11.56)	(0:11.56)	(0:12.09)	
8	5	Our Heart Throb	1:18.34	0:25.54	65.3 (1000-800)	1:18.34	1:09.94 [9]	0:58.44 [7]	0:47.19 [7]	0:35.62 [7]	0:24.00 [7]	0:12.14 [9]	
	(1)	Georgina Cartwright	8.5L (-2)	0:35.62	1000-800 (0:11.25)	(0:08.40)	(0:11.50)	(0:11.25)	(0:11.57)	(0:11.62)	(0:11.86)	(0:12.14)	
9	10	Making History	1:18.42	0:26.02	65.0 (800-600)	1:18.42	1:10.01 [10]	0:58.13 [10]	0:46.70 [10]	0:35.23 [10]	0:23.73 [10]	0:12.09 [10]	
	(9)	Chris McIver	9.0L (-3)	0:35.22	1000-800 (0:11.42)	(0:08.41)	(0:11.88)	(0:11.42)	(0:11.48)	(0:11.49)	(0:11.64)	(0:12.09)	
10	6	Dubawi's Girl	1:19.73	0:24.71	66.9 (1000-800)	1:19.73	1:11.50 [4]	1:00.45 [1]	0:49.43 [1]	0:37.91 [1]	0:26.18 [2]	0:13.75 [6]	
	(10)	Tahlia Fenlon	16.7L (-2)	0:37.90	1000-800 (0:11.02)	(0:08.23)	(0:11.05)	(0:11.02)	(0:11.53)	(0:11.72)	(0:12.43)	(0:13.75)	

Report Created: Thu 14 May 2026

(Note: Races are conducted over an approximate distance as close as possible to the advertised distance, and recorded data may vary accordingly. Official times refer to race times only and do not include handicap times.)

[ ] Position in running at each section and finish      TAB#      Saddle cloth number

:-:-- No data available at this section

NA No data available

DNT Did not track

BAR# Barrier/Gate Position

DNF Did not finish

DT-W Distance travelled compared to winner in metres

Fastest split

Fastest section

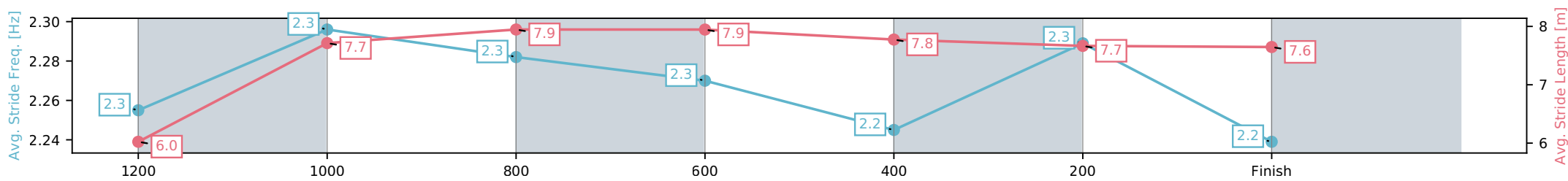
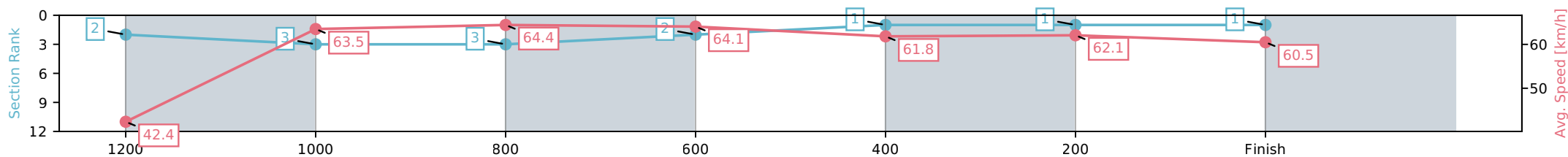
Horse/Jockey Name	The Kobay Train/Amie Meissner
Finish Rank	1
Fastest Section Time (Section)	0:11.18 (1000-800)
Top Speed [km/h] (Section)	65.1 (1000-800)
Race State	Finished



Mackay QLD --Professional-2026-05-14  
 Race 7: LADBROKES OWNERS PROMOTION BENCHMARK  
 55 Handicap - 1300m  
 14 May 2026 - 3:45PM  
 Track Rating: Soft 5, Weather: Overcast, Rail Position: True Entire Circuit



Section	L1300	L1200	L1000	L800	L600	L400	L200
Section Times	1:16.89 (0:08.10)	1:08.80 [2] (0:11.39)	0:57.41 [3] (0:11.18)	0:46.23 [3] (0:11.20)	0:35.03 [2] (0:11.50)	0:23.52 [1] (0:11.60)	0:11.92 [1] (0:11.92)
Average Speed [km/h]	42.4	63.5	64.4	64.1	61.8	62.1	60.5
Top Speed [km/h]	61.5	64.1	65.1	64.7	63.3	63.3	62.5
Avg. Dist. to Rail [m]	8.8	2.3	0.7	0.7	1.5	1.8	1.9
Avg. Stride Freq. [Hz]	2.3	2.3	2.3	2.3	2.2	2.3	2.2
Avg. Stride Length [m]	6.0	7.7	7.9	7.9	7.8	7.7	7.6



[ ] Ranking at each section and finish  
 -:-:- No data available at this section  
 NA No data available

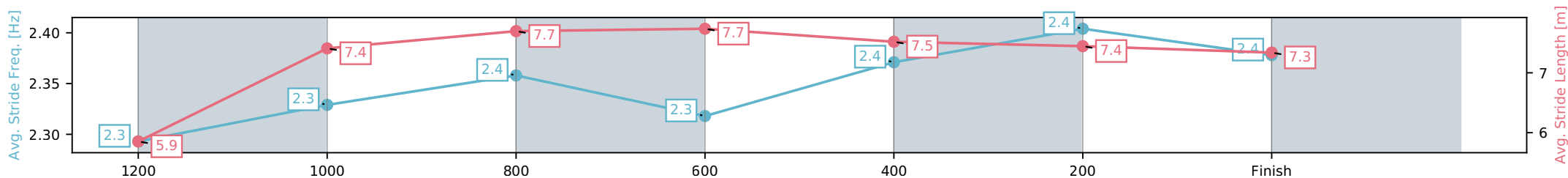
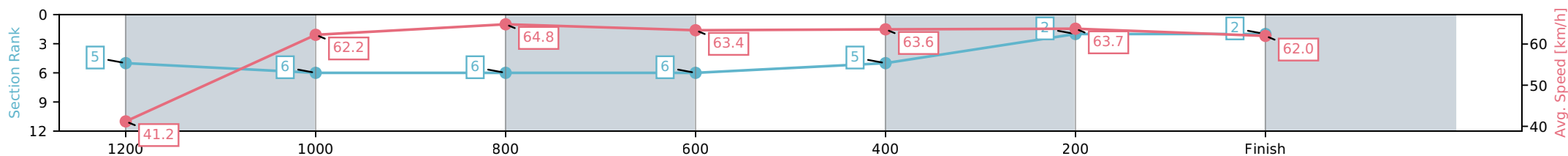
Horse/Jockey Name	Four Leaf Wonder/Raul Silvera Olivera
Finish Rank	2
Fastest Section Time (Section)	0:11.18 (1000-800)
Top Speed [km/h] (Section)	66.8 (1000-800)
Race State	Finished



Mackay QLD --Professional-2026-05-14  
 Race 7: LADBROKES OWNERS PROMOTION BENCHMARK  
 55 Handicap - 1300m  
 14 May 2026 - 3:45PM  
 Track Rating: Soft 5, Weather: Overcast, Rail Position: True Entire Circuit



Section	L1300	L1200	L1000	L800	L600	L400	L200
Section Times	1:16.99 (0:08.28)	1:08.71 [5] (0:11.62)	0:57.09 [6] (0:11.18)	0:45.91 [6] (0:11.43)	0:34.48 [6] (0:11.46)	0:23.02 [5] (0:11.38)	0:11.64 [2] (0:11.64)
Average Speed [km/h]	41.2	62.2	64.8	63.4	63.6	63.7	62.0
Top Speed [km/h]	60.1	64.1	66.8	64.5	64.2	64.2	63.6
Avg. Dist. to Rail [m]	7.8	2.7	2.1	1.9	1.6	4.6	4.2
Avg. Stride Freq. [Hz]	2.3	2.3	2.4	2.3	2.4	2.4	2.4
Avg. Stride Length [m]	5.9	7.4	7.7	7.7	7.5	7.4	7.3



[ ] Ranking at each section and finish  
 -:-:- No data available at this section  
 NA No data available

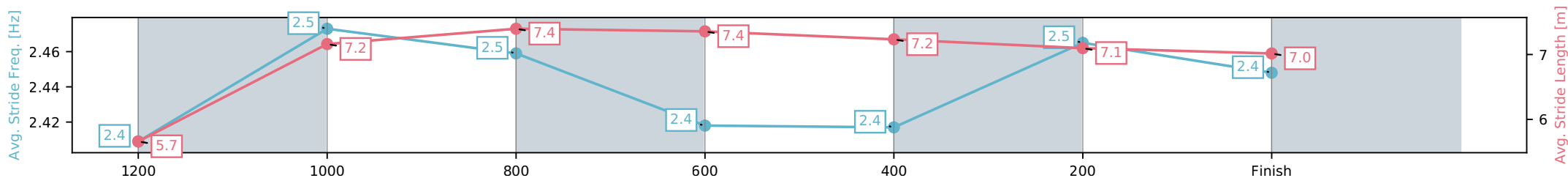
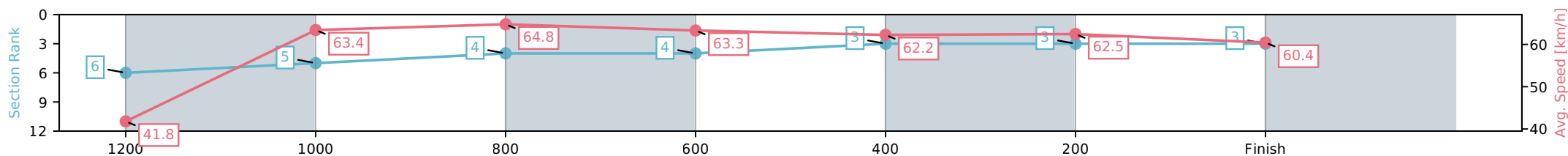
Horse/Jockey Name	Bold Change/Ryan Wiggins
Finish Rank	3
Fastest Section Time (Section)	0:11.16 (1000-800)
Top Speed [km/h] (Section)	65.6 (1000-800)
Race State	Finished



Mackay QLD --Professional-2026-05-14  
 Race 7: LADBROKES OWNERS PROMOTION BENCHMARK  
 55 Handicap - 1300m  
 14 May 2026 - 3:45PM  
 Track Rating: Soft 5, Weather: Overcast, Rail Position: True Entire Circuit



Section	L1300	L1200	L1000	L800	L600	L400	L200
Section Times	1:17.28 (0:08.32)	1:08.96 [6] (0:11.38)	0:57.58 [5] (0:11.16)	0:46.42 [4] (0:11.43)	0:34.98 [4] (0:11.57)	0:23.41 [3] (0:11.53)	0:11.89 [3] (0:11.89)
Average Speed [km/h]	41.8	63.4	64.8	63.3	62.2	62.5	60.4
Top Speed [km/h]	61.2	64.9	65.6	64.5	62.9	63.5	63.4
Avg. Dist. to Rail [m]	5.3	0.9	1.3	2.1	0.3	2.7	3.4
Avg. Stride Freq. [Hz]	2.4	2.5	2.5	2.4	2.4	2.5	2.4
Avg. Stride Length [m]	5.7	7.2	7.4	7.4	7.2	7.1	7.0



[ ] Ranking at each section and finish  
 -:-:- No data available at this section  
 NA No data available

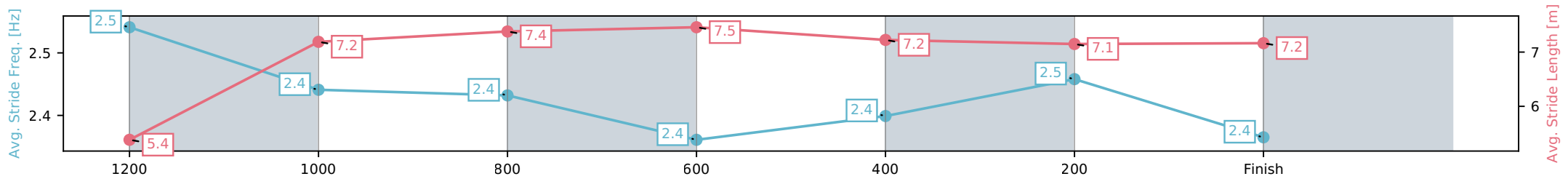
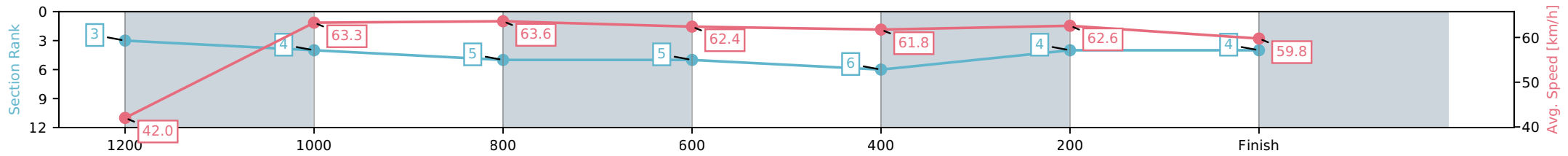
Horse/Jockey Name	Mississippi Dream/Adam Sewell
Finish Rank	4
Fastest Section Time (Section)	0:11.38 (1000-800)
Top Speed [km/h] (Section)	65.8 (1000-800)
Race State	Finished



Mackay QLD --Professional-2026-05-14  
 Race 7: LADBROKES OWNERS PROMOTION BENCHMARK  
 55 Handicap - 1300m  
 14 May 2026 - 3:45PM  
 Track Rating: Soft 5, Weather: Overcast, Rail Position: True Entire Circuit



Section	L1300	L1200	L1000	L800	L600	L400	L200
Section Times	1:17.58 (0:08.21)	1:09.37 [3] (0:11.38)	0:57.99 [4] (0:11.38)	0:46.61 [5] (0:11.52)	0:35.09 [5] (0:11.62)	0:23.47 [6] (0:11.55)	0:11.92 [4] (0:11.92)
Average Speed [km/h]	42.0	63.3	63.6	62.4	61.8	62.6	59.8
Top Speed [km/h]	60.2	65.3	65.8	64.0	63.1	64.4	62.7
Avg. Dist. to Rail [m]	6.1	0.7	1.3	0.7	0.9	3.4	3.6
Avg. Stride Freq. [Hz]	2.5	2.4	2.4	2.4	2.4	2.5	2.4
Avg. Stride Length [m]	5.4	7.2	7.4	7.5	7.2	7.1	7.2



- [ ] Ranking at each section and finish
- :-:- No data available at this section
- NA No data available

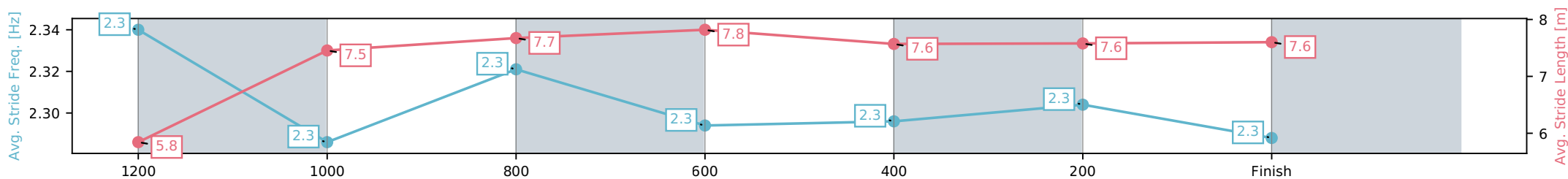
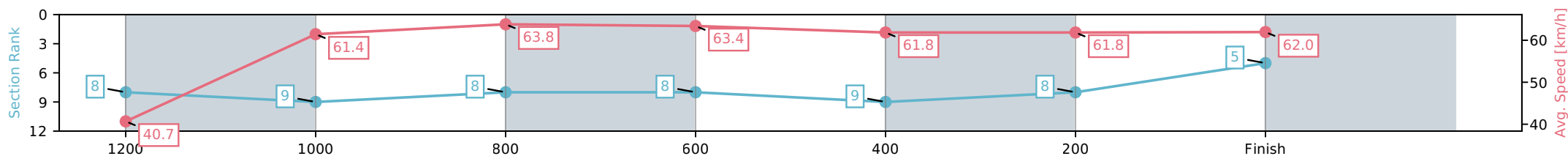
Horse/Jockey Name	Mordecai/Warwick Satherley
Finish Rank	5
Fastest Section Time (Section)	0:11.31 (1000-800)
Top Speed [km/h] (Section)	66.0 (800-600)
Race State	Finished



Mackay QLD --Professional-2026-05-14  
 Race 7: LADBROKES OWNERS PROMOTION BENCHMARK  
 55 Handicap - 1300m  
 14 May 2026 - 3:45PM  
 Track Rating: Soft 5, Weather: Overcast, Rail Position: True Entire Circuit



Section	L1300	L1200	L1000	L800	L600	L400	L200
Section Times	1:17.79 (0:08.39)	1:09.40 [8] (0:11.78)	0:57.62 [9] (0:11.31)	0:46.31 [8] (0:11.36)	0:34.95 [8] (0:11.64)	0:23.31 [9] (0:11.65)	0:11.65 [8] (0:11.65)
Average Speed [km/h]	40.7	61.4	63.8	63.4	61.8	61.8	62.0
Top Speed [km/h]	57.5	62.9	65.4	66.0	62.2	63.0	63.0
Avg. Dist. to Rail [m]	11.1	3.2	0.8	0.6	0.4	1.5	1.3
Avg. Stride Freq. [Hz]	2.3	2.3	2.3	2.3	2.3	2.3	2.3
Avg. Stride Length [m]	5.8	7.5	7.7	7.8	7.6	7.6	7.6



[ ] Ranking at each section and finish  
 -:-:- No data available at this section  
 NA No data available

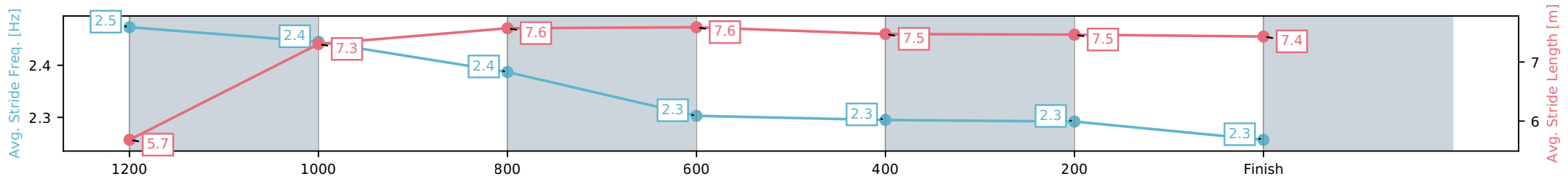
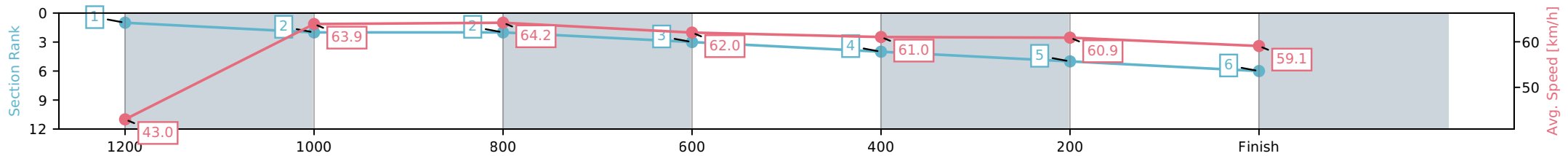
Horse/Jockey Name	Spitzberg/Nikki Olzard
Finish Rank	6
Fastest Section Time (Section)	0:11.26 (1000-800)
Top Speed [km/h] (Section)	65.5 (1000-800)
Race State	Finished



Mackay QLD --Professional-2026-05-14  
 Race 7: LADBROKES OWNERS PROMOTION BENCHMARK  
 55 Handicap - 1300m  
 14 May 2026 - 3:45PM  
 Track Rating: Soft 5, Weather: Overcast, Rail Position: True Entire Circuit



Section	L1300	L1200	L1000	L800	L600	L400	L200
Section Times	1:17.88 (0:08.02)	1:09.86 [1] (0:11.30)	0:58.56 [2] (0:11.26)	0:47.30 [2] (0:11.60)	0:35.70 [3] (0:11.74)	0:23.95 [4] (0:11.81)	0:12.14 [5] (0:12.14)
Average Speed [km/h]	43.0	63.9	64.2	62.0	61.0	60.9	59.1
Top Speed [km/h]	62.5	64.2	65.5	62.9	62.5	61.4	60.9
Avg. Dist. to Rail [m]	7.6	1.5	1.2	0.6	0.6	1.4	2.7
Avg. Stride Freq. [Hz]	2.5	2.4	2.4	2.3	2.3	2.3	2.3
Avg. Stride Length [m]	5.7	7.3	7.6	7.6	7.5	7.5	7.4



[ ] Ranking at each section and finish  
 -:-:- No data available at this section  
 NA No data available

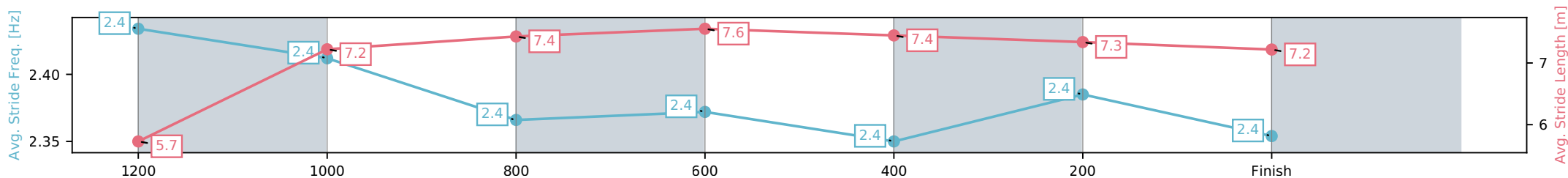
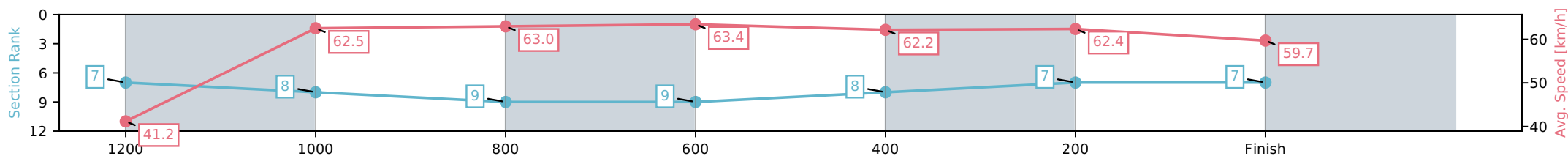
Horse/Jockey Name	Top Honours/Nathan Thomas
Finish Rank	7
Fastest Section Time (Section)	0:11.38 (800-600)
Top Speed [km/h] (Section)	66.2 (800-600)
Race State	Finished



Mackay QLD --Professional-2026-05-14  
 Race 7: LADBROKES OWNERS PROMOTION BENCHMARK  
 55 Handicap - 1300m  
 14 May 2026 - 3:45PM  
 Track Rating: Soft 5, Weather: Overcast, Rail Position: True Entire Circuit



Section	L1300	L1200	L1000	L800	L600	L400	L200
Section Times	1:18.08 (0:08.38)	1:09.70 [7] (0:11.57)	0:58.13 [8] (0:11.53)	0:46.60 [9] (0:11.38)	0:35.21 [9] (0:11.56)	0:23.65 [8] (0:11.56)	0:12.09 [7] (0:12.09)
Average Speed [km/h]	41.2	62.5	63.0	63.4	62.2	62.4	59.7
Top Speed [km/h]	60.0	63.4	65.6	66.2	63.4	63.3	61.9
Avg. Dist. to Rail [m]	10.0	3.6	2.6	1.4	0.5	2.4	4.0
Avg. Stride Freq. [Hz]	2.4	2.4	2.4	2.4	2.4	2.4	2.4
Avg. Stride Length [m]	5.7	7.2	7.4	7.6	7.4	7.3	7.2



- [ ] Ranking at each section and finish
- :-:- No data available at this section
- NA No data available

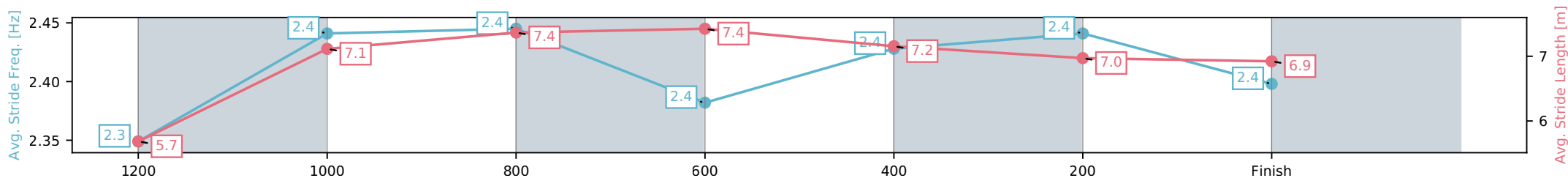
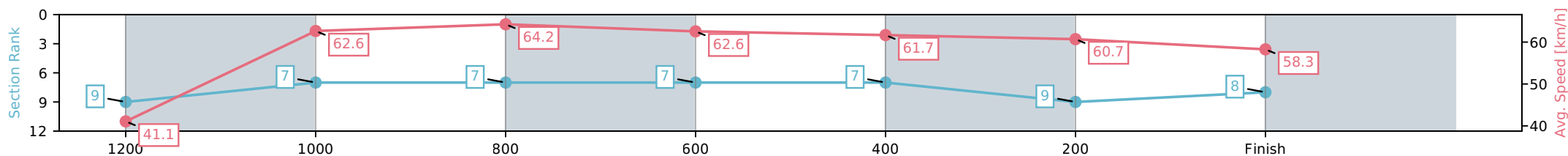
Horse/Jockey Name	Our Heart Throb/Georgina Cartwright
Finish Rank	8
Fastest Section Time (Section)	0:11.25 (1000-800)
Top Speed [km/h] (Section)	65.3 (1000-800)
Race State	Finished



Mackay QLD --Professional-2026-05-14  
 Race 7: LADBROKES OWNERS PROMOTION BENCHMARK  
 55 Handicap - 1300m  
 14 May 2026 - 3:45PM  
 Track Rating: Soft 5, Weather: Overcast, Rail Position: True Entire Circuit



Section	L1300	L1200	L1000	L800	L600	L400	L200
Section Times	1:18.34 (0:08.40)	1:09.94 [9] (0:11.50)	0:58.44 [7] (0:11.25)	0:47.19 [7] (0:11.57)	0:35.62 [7] (0:11.62)	0:24.00 [7] (0:11.86)	0:12.14 [9] (0:12.14)
Average Speed [km/h]	41.1	62.6	64.2	62.6	61.7	60.7	58.3
Top Speed [km/h]	58.7	64.4	65.3	64.5	63.9	62.3	62.2
Avg. Dist. to Rail [m]	3.7	0.8	1.2	2.0	0.7	1.7	4.4
Avg. Stride Freq. [Hz]	2.3	2.4	2.4	2.4	2.4	2.4	2.4
Avg. Stride Length [m]	5.7	7.1	7.4	7.4	7.2	7.0	6.9



[ ] Ranking at each section and finish  
 -:-:- No data available at this section  
 NA No data available

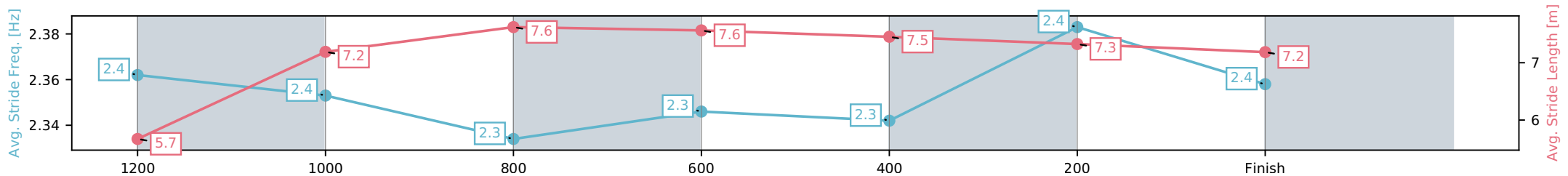
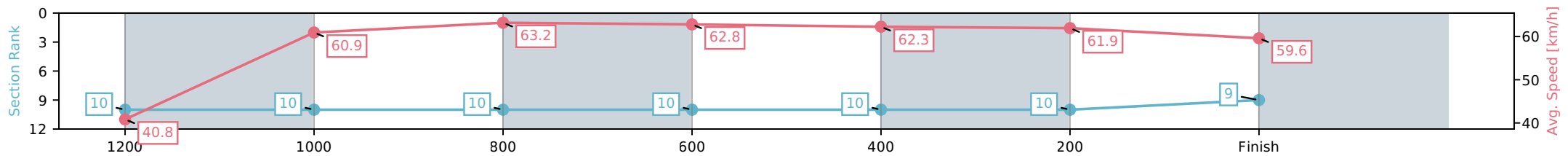
Horse/Jockey Name	Making History/Chris McIver
Finish Rank	9
Fastest Section Time (Section)	0:11.42 (1000-800)
Top Speed [km/h] (Section)	65.0 (800-600)
Race State	Finished



Mackay QLD --Professional-2026-05-14  
 Race 7: LADBROKES OWNERS PROMOTION BENCHMARK  
 55 Handicap - 1300m  
 14 May 2026 - 3:45PM  
 Track Rating: Soft 5, Weather: Overcast, Rail Position: True Entire Circuit



Section	L1300	L1200	L1000	L800	L600	L400	L200
Section Times	1:18.42 (0:08.41)	1:10.01 [10] (0:11.88)	0:58.13 [10] (0:11.42)	0:46.70 [10] (0:11.48)	0:35.23 [10] (0:11.49)	0:23.73 [10] (0:11.64)	0:12.09 [10] (0:12.09)
Average Speed [km/h]	40.8	60.9	63.2	62.8	62.3	61.9	59.6
Top Speed [km/h]	57.8	63.8	64.8	65.0	62.7	63.0	62.2
Avg. Dist. to Rail [m]	11.8	3.8	0.9	0.8	0.7	2.2	3.9
Avg. Stride Freq. [Hz]	2.4	2.4	2.3	2.3	2.3	2.4	2.4
Avg. Stride Length [m]	5.7	7.2	7.6	7.6	7.5	7.3	7.2



[ ] Ranking at each section and finish  
 -:-:- No data available at this section  
 NA No data available

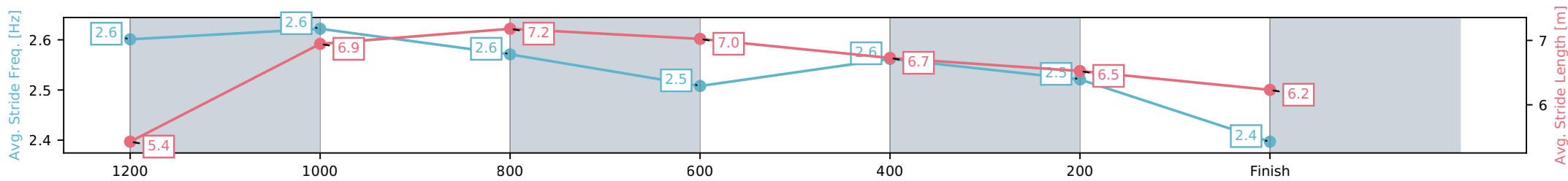
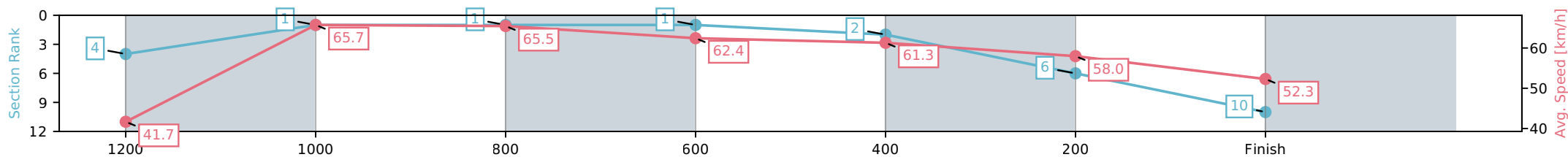
Horse/Jockey Name	Dubawi's Girl/Tahlia Fenlon
Finish Rank	10
Fastest Section Time (Section)	0:11.02 (1000-800)
Top Speed [km/h] (Section)	66.9 (1000-800)
Race State	Finished



Mackay QLD --Professional-2026-05-14  
 Race 7: LADBROKES OWNERS PROMOTION BENCHMARK  
 55 Handicap - 1300m  
 14 May 2026 - 3:45PM  
 Track Rating: Soft 5, Weather: Overcast, Rail Position: True Entire Circuit



Section	L1300	L1200	L1000	L800	L600	L400	L200
Section Times	1:19.73 (0:08.23)	1:11.50 [4] (0:11.05)	1:00.45 [1] (0:11.02)	0:49.43 [1] (0:11.53)	0:37.91 [1] (0:11.72)	0:26.18 [2] (0:12.43)	0:13.75 [6] (0:13.75)
Average Speed [km/h]	41.7	65.7	65.5	62.4	61.3	58.0	52.3
Top Speed [km/h]	61.4	66.8	66.9	63.7	62.5	60.8	55.7
Avg. Dist. to Rail [m]	13.4	4.7	0.9	0.4	0.7	0.6	1.2
Avg. Stride Freq. [Hz]	2.6	2.6	2.6	2.5	2.6	2.5	2.4
Avg. Stride Length [m]	5.4	6.9	7.2	7.0	6.7	6.5	6.2



[ ] Ranking at each section and finish  
 -:-:- No data available at this section  
 NA No data available



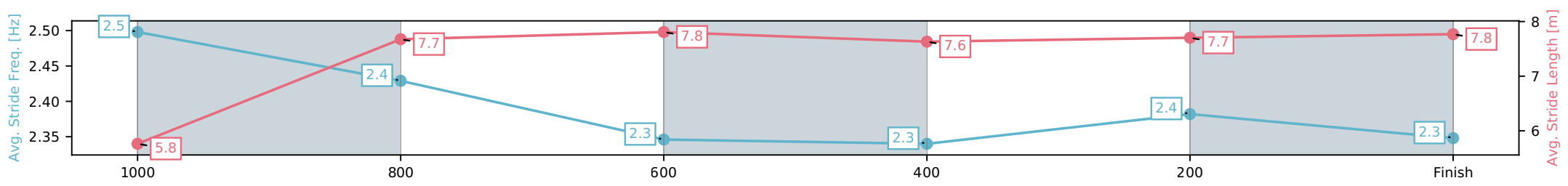
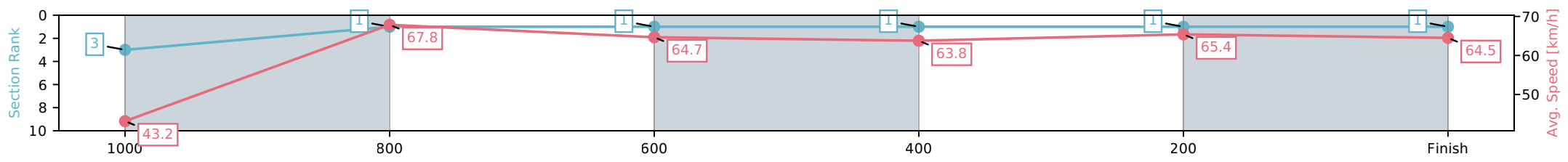
Horse/Jockey Name	Neverenoughlego/Emma Simsir
Finish Rank	1
Fastest Section Time (Section)	0:10.69 (1000-800)
Top Speed [km/h] (Section)	71.0 (1000-800)
Race State	Finished



Mackay QLD --Professional-2026-05-14  
 Race 8: RACING AGAIN SATURDAY 23RD MAY BENCHMARK  
 50 Handicap - 1100m  
 14 May 2026 - 4:23PM  
 Track Rating: Soft 5, Weather: Overcast, Rail Position: True Entire Circuit



Section	L1100	L1000	L800	L600	L400	L200
Section Times	1:03.37 (0:08.04)	0:55.33 [3] (0:10.69)	0:44.64 [1] (0:11.16)	0:33.48 [1] (0:11.27)	0:22.21 [1] (0:11.02)	0:11.18 [1] (0:11.18)
Average Speed [km/h]	43.2	67.8	64.7	63.8	65.4	64.5
Top Speed [km/h]	61.9	71.0	67.2	65.3	66.9	66.2
Avg. Dist. to Rail [m]	5.4	2.6	1.0	0.7	2.1	3.4
Avg. Stride Freq. [Hz]	2.5	2.4	2.3	2.3	2.4	2.3
Avg. Stride Length [m]	5.8	7.7	7.8	7.6	7.7	7.8



[ ] Ranking at each section and finish  
 -:-:- No data available at this section  
 NA No data available

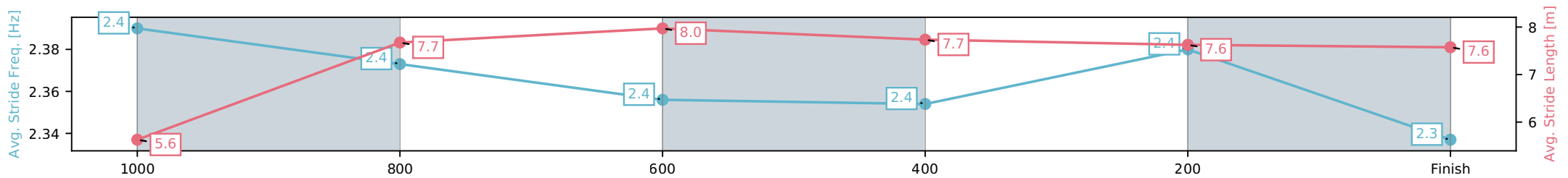
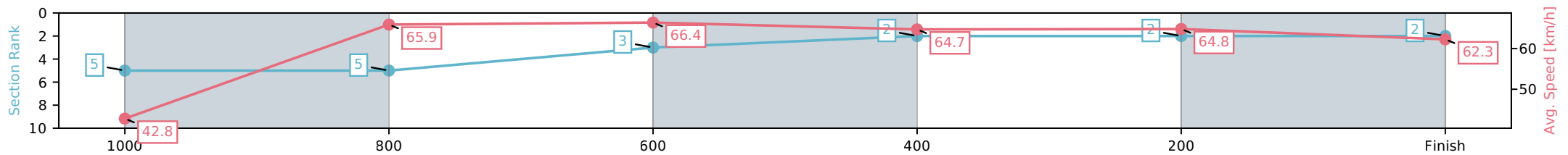
Horse/Jockey Name	Humble Hero/Natalea Summers
Finish Rank	2
Fastest Section Time (Section)	0:10.95 (800-600)
Top Speed [km/h] (Section)	69.4 (800-600)
Race State	Finished



Mackay QLD --Professional-2026-05-14  
 Race 8: RACING AGAIN SATURDAY 23RD MAY BENCHMARK  
 50 Handicap - 1100m  
 14 May 2026 - 4:23PM  
 Track Rating: Soft 5, Weather: Overcast, Rail Position: True Entire Circuit



Section	L1100	L1000	L800	L600	L400	L200
Section Times	1:04.12 (0:08.13)	0:55.99 [5] (0:11.06)	0:44.93 [5] (0:10.95)	0:33.98 [3] (0:11.29)	0:22.69 [2] (0:11.16)	0:11.52 [2] (0:11.52)
Average Speed [km/h]	42.8	65.9	66.4	64.7	64.8	62.3
Top Speed [km/h]	61.3	68.9	69.4	65.3	65.8	64.7
Avg. Dist. to Rail [m]	8.4	4.2	3.1	1.9	3.0	3.1
Avg. Stride Freq. [Hz]	2.4	2.4	2.4	2.4	2.4	2.3
Avg. Stride Length [m]	5.6	7.7	8.0	7.7	7.6	7.6



- [ ] Ranking at each section and finish
- :-:- No data available at this section
- NA No data available

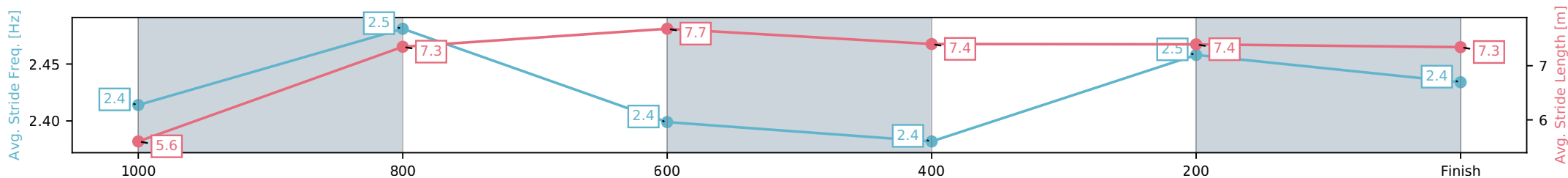
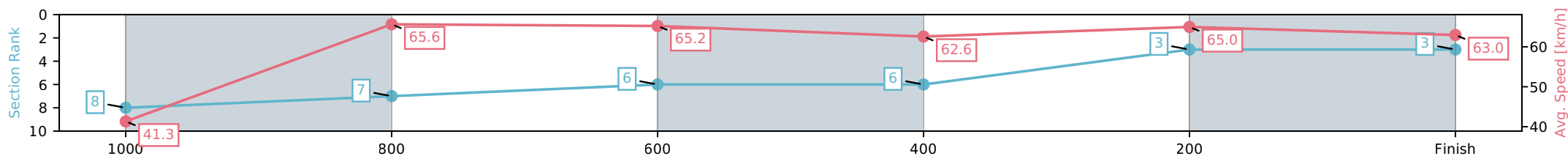
Horse/Jockey Name	Ravenite/Georgina Cartwright
Finish Rank	3
Fastest Section Time (Section)	0:10.99 (1000-800)
Top Speed [km/h] (Section)	67.0 (800-600)
Race State	Finished



Mackay QLD --Professional-2026-05-14  
 Race 8: RACING AGAIN SATURDAY 23RD MAY BENCHMARK  
 50 Handicap - 1100m  
 14 May 2026 - 4:23PM  
 Track Rating: Soft 5, Weather: Overcast, Rail Position: True Entire Circuit



Section	L1100	L1000	L800	L600	L400	L200
Section Times	1:04.47 (0:08.42)	0:56.05 [8] (0:10.99)	0:45.06 [7] (0:11.02)	0:34.04 [6] (0:11.47)	0:22.57 [6] (0:11.10)	0:11.47 [3] (0:11.47)
Average Speed [km/h]	41.3	65.6	65.2	62.6	65.0	63.0
Top Speed [km/h]	61.6	66.9	67.0	63.1	65.8	65.3
Avg. Dist. to Rail [m]	2.3	0.7	0.6	0.7	1.7	2.6
Avg. Stride Freq. [Hz]	2.4	2.5	2.4	2.4	2.5	2.4
Avg. Stride Length [m]	5.6	7.3	7.7	7.4	7.4	7.3



- [ ] Ranking at each section and finish
- :-:- No data available at this section
- NA No data available

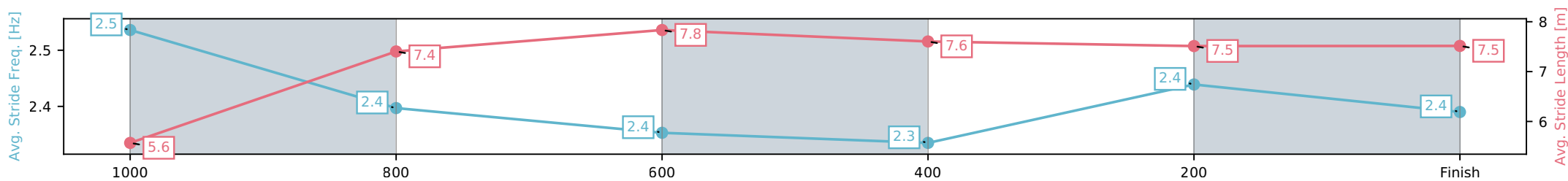
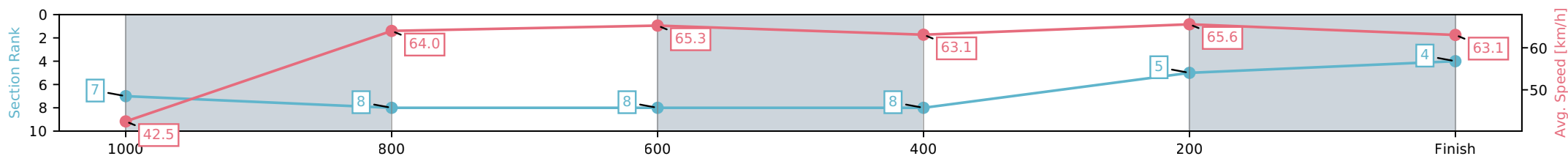
Horse/Jockey Name	Too Many Kisses/Tahlia Fenlon
Finish Rank	4
Fastest Section Time (Section)	0:11.05 (800-600)
Top Speed [km/h] (Section)	67.5 (800-600)
Race State	Finished



Mackay QLD --Professional-2026-05-14  
 Race 8: RACING AGAIN SATURDAY 23RD MAY BENCHMARK  
 50 Handicap - 1100m  
 14 May 2026 - 4:23PM  
 Track Rating: Soft 5, Weather: Overcast, Rail Position: True Entire Circuit



Section	L1100	L1000	L800	L600	L400	L200
Section Times	1:04.52 (0:08.18)	0:56.34 [7] (0:11.31)	0:45.03 [8] (0:11.05)	0:33.98 [8] (0:11.47)	0:22.51 [8] (0:11.07)	0:11.44 [5] (0:11.44)
Average Speed [km/h]	42.5	64.0	65.3	63.1	65.6	63.1
Top Speed [km/h]	60.2	67.0	67.5	64.3	66.5	65.8
Avg. Dist. to Rail [m]	6.4	2.0	0.9	1.3	5.8	7.5
Avg. Stride Freq. [Hz]	2.5	2.4	2.4	2.3	2.4	2.4
Avg. Stride Length [m]	5.6	7.4	7.8	7.6	7.5	7.5



[ ] Ranking at each section and finish  
 -:-:- No data available at this section  
 NA No data available

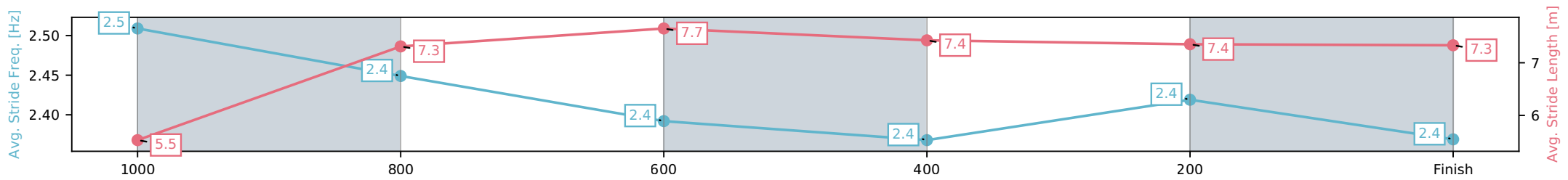
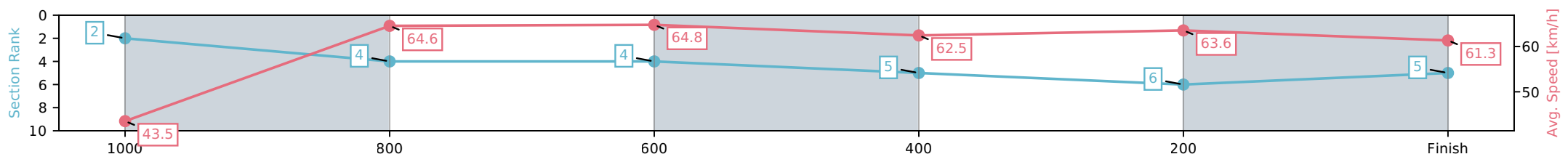
Horse/Jockey Name	Fioreen/Chris McIver
Finish Rank	5
Fastest Section Time (Section)	0:11.15 (800-600)
Top Speed [km/h] (Section)	66.1 (800-600)
Race State	Finished



Mackay QLD --Professional-2026-05-14  
 Race 8: RACING AGAIN SATURDAY 23RD MAY BENCHMARK  
 50 Handicap - 1100m  
 14 May 2026 - 4:23PM  
 Track Rating: Soft 5, Weather: Overcast, Rail Position: True Entire Circuit



Section	L1100	L1000	L800	L600	L400	L200
Section Times	1:05.00 (0:07.99)	0:57.01 [2] (0:11.20)	0:45.81 [4] (0:11.15)	0:34.66 [4] (0:11.50)	0:23.16 [5] (0:11.36)	0:11.81 [6] (0:11.81)
Average Speed [km/h]	43.5	64.6	64.8	62.5	63.6	61.3
Top Speed [km/h]	64.6	66.1	66.1	63.0	64.4	63.7
Avg. Dist. to Rail [m]	4.1	2.0	1.4	0.5	2.8	5.2
Avg. Stride Freq. [Hz]	2.5	2.4	2.4	2.4	2.4	2.4
Avg. Stride Length [m]	5.5	7.3	7.7	7.4	7.4	7.3



[ ] Ranking at each section and finish  
 -:-:- No data available at this section  
 NA No data available

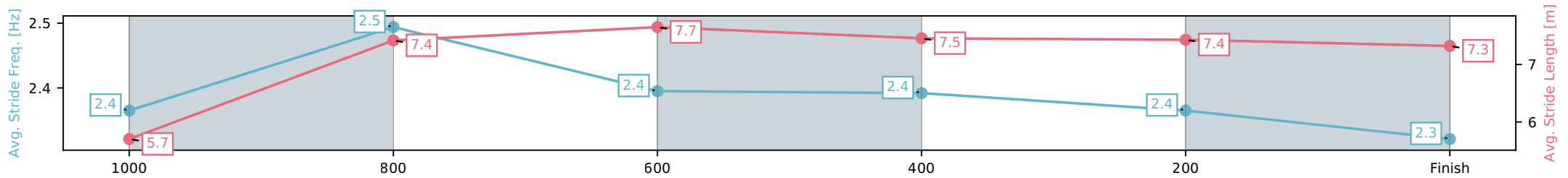
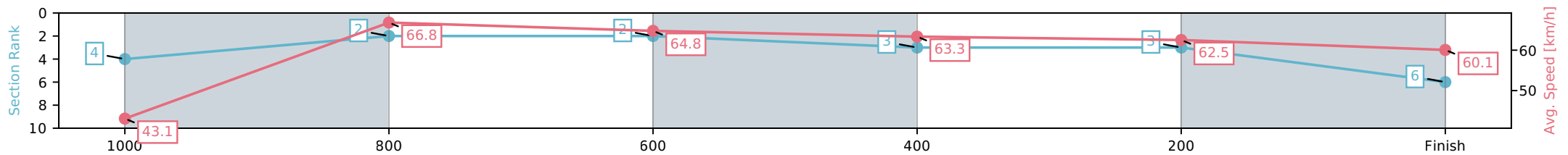
Horse/Jockey Name	John's Road/Nathan Thomas
Finish Rank	6
Fastest Section Time (Section)	0:10.89 (1000-800)
Top Speed [km/h] (Section)	68.2 (1000-800)
Race State	Finished



Mackay QLD --Professional-2026-05-14  
 Race 8: RACING AGAIN SATURDAY 23RD MAY BENCHMARK  
 50 Handicap - 1100m  
 14 May 2026 - 4:23PM  
 Track Rating: Soft 5, Weather: Overcast, Rail Position: True Entire Circuit



Section	L1100	L1000	L800	L600	L400	L200
Section Times	1:05.05 (0:08.06)	0:56.99 [4] (0:10.89)	0:46.10 [2] (0:11.15)	0:34.95 [2] (0:11.36)	0:23.59 [3] (0:11.54)	0:12.05 [3] (0:12.05)
Average Speed [km/h]	43.1	66.8	64.8	63.3	62.5	60.1
Top Speed [km/h]	60.8	68.2	66.7	64.3	63.2	62.5
Avg. Dist. to Rail [m]	7.6	3.6	1.6	0.3	2.0	3.5
Avg. Stride Freq. [Hz]	2.4	2.5	2.4	2.4	2.4	2.3
Avg. Stride Length [m]	5.7	7.4	7.7	7.5	7.4	7.3



- [ ] Ranking at each section and finish
- :-:- No data available at this section
- NA No data available

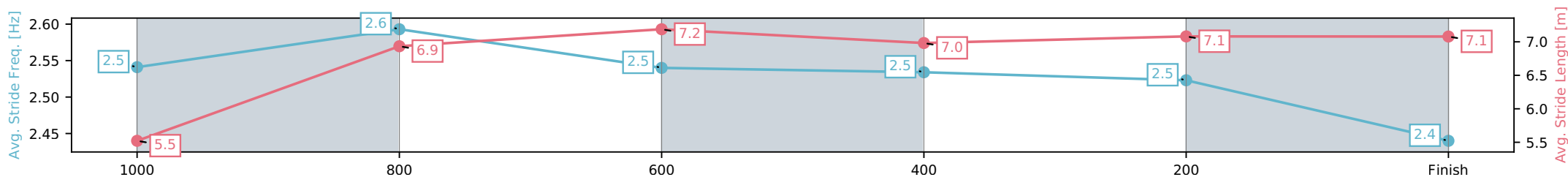
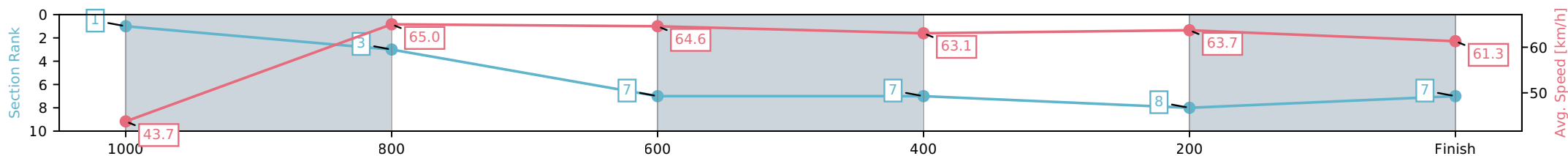
Horse/Jockey Name	Sensationabull/Amie Meissner
Finish Rank	7
Fastest Section Time (Section)	0:11.23 (1000-800)
Top Speed [km/h] (Section)	67.0 (1000-800)
Race State	Finished



Mackay QLD --Professional-2026-05-14  
 Race 8: RACING AGAIN SATURDAY 23RD MAY BENCHMARK  
 50 Handicap - 1100m  
 14 May 2026 - 4:23PM  
 Track Rating: Soft 5, Weather: Overcast, Rail Position: True Entire Circuit



Section	L1100	L1000	L800	L600	L400	L200
Section Times	1:05.11 (0:07.96)	0:57.16 [1] (0:11.23)	0:45.93 [3] (0:11.25)	0:34.68 [7] (0:11.54)	0:23.14 [7] (0:11.34)	0:11.80 [8] (0:11.80)
Average Speed [km/h]	43.7	65.0	64.6	63.1	63.7	61.3
Top Speed [km/h]	60.4	67.0	66.8	63.6	64.5	65.8
Avg. Dist. to Rail [m]	8.6	4.7	3.3	1.3	3.6	6.3
Avg. Stride Freq. [Hz]	2.5	2.6	2.5	2.5	2.5	2.4
Avg. Stride Length [m]	5.5	6.9	7.2	7.0	7.1	7.1



[ ] Ranking at each section and finish  
 -.-.- No data available at this section  
 NA No data available

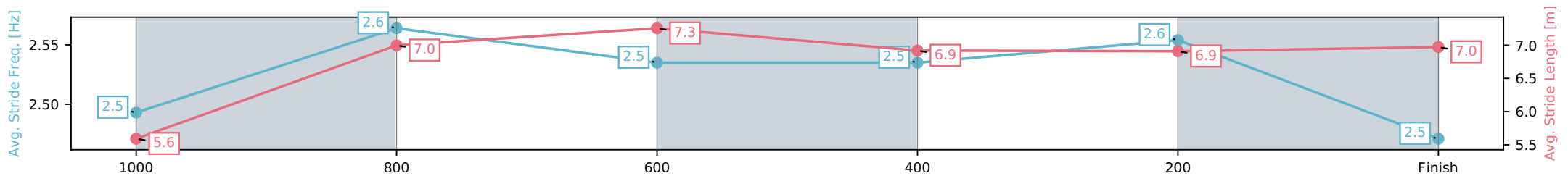
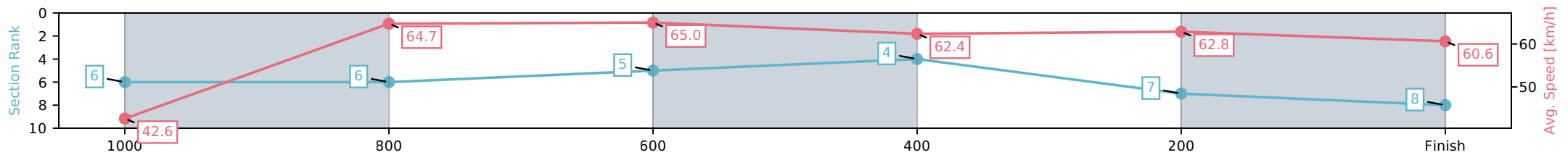
Horse/Jockey Name	Little Iffy/Ryan Wiggins
Finish Rank	8
Fastest Section Time (Section)	0:11.09 (800-600)
Top Speed [km/h] (Section)	66.9 (800-600)
Race State	Finished



Mackay QLD --Professional-2026-05-14  
 Race 8: RACING AGAIN SATURDAY 23RD MAY BENCHMARK  
 50 Handicap - 1100m  
 14 May 2026 - 4:23PM  
 Track Rating: Soft 5, Weather: Overcast, Rail Position: True Entire Circuit



Section	L1100	L1000	L800	L600	L400	L200
Section Times	1:05.13 (0:08.14)	0:56.98 [6] (0:11.15)	0:45.83 [6] (0:11.09)	0:34.75 [5] (0:11.40)	0:23.35 [4] (0:11.42)	0:11.93 [7] (0:11.93)
Average Speed [km/h]	42.6	64.7	65.0	62.4	62.8	60.6
Top Speed [km/h]	60.5	65.9	66.9	64.0	63.3	62.4
Avg. Dist. to Rail [m]	2.6	0.7	0.7	1.8	0.9	1.2
Avg. Stride Freq. [Hz]	2.5	2.6	2.5	2.5	2.6	2.5
Avg. Stride Length [m]	5.6	7.0	7.3	6.9	6.9	7.0



- [ ] Ranking at each section and finish
- :-:- No data available at this section
- NA No data available