



BET NATION TOWNSVILLE, QLD
Race 1 - AUSSIE PET & ANIMAL TRAVEL - 380M
15/05/2026 - 11:57:48 AM

RUG	NAME	BOX	HOME	FINISH TIME
6	Add A Zero	6	21.78	21.78 [1]
5	Major Swing	5	22.21	22.21 [2]
7	Burnt Tangerine	7	22.35	22.35 [3]
8	Safari Dawn	8	22.52	22.52 [4]
3	Melora	3	22.53	22.53 [5]
4	Utah Saint	4	22.67	22.67 [6]
1	Muppet Central	1	22.67	22.67 [7]
2	Baby Big Buzz	2	22.86	22.86 [8]

Information is produced by IsoLynx tracking system
[] - Rank at each section
() - Average meters to rail for section
-- - No data available at section
* - Estimated values





BET NATION TOWNSVILLE, QLD
Race 2 - BURDEKIN VET SERVICES - 380M
15/05/2026 - 12:13:47 PM

RUG	NAME	BOX	HOME	FINISH TIME
3	Puddin' Time	3	22.36	22.36 [1]
4	Sally Said	4	22.54	22.54 [2]
6	Harry's Coffee	6	22.64	22.64 [3]
5	Zero Forging	5	22.77	22.77 [4]
9	Optional	2	22.82	22.82 [5]
1	Electra Shadow	1	22.85	22.85 [6]
7	Quick To Party	7	22.99	22.99 [7]
8	Hello Sailor	8	23.00	23.00 [8]

Information is produced by IsoLynx tracking system
[] - Rank at each section
() - Average meters to rail for section
-- - No data available at section
* - Estimated values





BET NATION TOWNSVILLE, QLD
Race 3 - BET NATION TOWNSVILLE - 380M
15/05/2026 - 12:30:48 PM

RUG	NAME	BOX	HOME	FINISH TIME
1	Tiger Bailey	1	21.97	21.97 [1]
4	Sand Express	4	22.03	22.03 [2]
3	Blue Moon Party	3	22.25	22.25 [3]
6	Big Papa Party	6	22.79	22.79 [4]
5	Tobias Ivy	5	22.80	22.80 [5]
7	Invincible Steal	7	22.98	22.98 [6]
8	Fireball Ernie	8	23.02	23.02 [7]
2	Mishawaka	2	23.15	23.15 [8]

Information is produced by IsoLynx tracking system

[] - Rank at each section

() - Average meters to rail for section

-- - No data available at section

* - Estimated values





BET NATION TOWNSVILLE, QLD
 Race 4 - ALAN OLSEN - 380M
 15/05/2026 - 12:48:46 PM

RUG	NAME	BOX	TOP SPEED	50M	100M	150M	200M	250M	300M	350M	263M HOME	FINISH TIME
5	King And I	5	71.8KM/H	3.89 [2] 46.4KM/H (2.3M)	6.52 [2] 68.6KM/H (1.5M)	9.08 [1] 70.3KM/H (1.0M)	11.77 [1] 66.9KM/H (1.1M)	14.52 [1] 65.5KM/H (0.6M)	17.37 [1] 63.1KM/H (1.5M)	20.18 [1] 64.1KM/H (2.5M)	14.48 65.4KM/H (1.5M)	21.91 [1]
6	Oklahoma	6	69.4KM/H	3.84 [1] 47.1KM/H (2.2M)	6.52 [1] 67.2KM/H (0.9M)	9.21 [2] 66.8KM/H (0.9M)	12.05 [3] 63.4KM/H (1.3M)	14.87 [3] 63.8KM/H (1.0M)	17.74 [3] 62.8KM/H (1.8M)	20.53 [2] 64.5KM/H (2.7M)	14.80 63.9KM/H (1.7M)	22.25 [2]
2	Fly Like Potter	2	70.1KM/H	3.93 [3] 46.0KM/H (1.2M)	6.63 [3] 66.8KM/H (0.9M)	9.23 [3] 69.2KM/H (0.8M)	11.98 [2] 65.5KM/H (1.0M)	14.79 [2] 64.0KM/H (0.9M)	17.69 [2] 62.0KM/H (1.3M)	20.58 [3] 62.4KM/H (1.4M)	14.81 63.9KM/H (1.2M)	22.37 [3]
7	Dashing Damiro	7	66.8KM/H	3.99 [5] 45.4KM/H (2.7M)	6.75 [5] 65.2KM/H (1.8M)	9.55 [7] 64.2KM/H (1.3M)	12.64 [4] 58.3KM/H (1.6M)	15.45 [4] 64.1KM/H (0.9M)	18.25 [4] 64.2KM/H (1.4M)	20.99 [4] 65.8KM/H (1.6M)	14.93 63.4KM/H (1.4M)	22.66 [4]
8	Hunter's Boy	8	68.7KM/H	4.06 [8] 44.5KM/H (3.7M)	6.76 [7] 66.8KM/H (2.3M)	9.47 [5] 66.4KM/H (1.7M)	12.75 [5] 54.8KM/H (3.5M)	15.55 [5] 64.4KM/H (1.1M)	18.35 [5] 64.3KM/H (1.3M)	21.08 [5] 65.9KM/H (0.8M)	15.06 62.9KM/H (1.6M)	22.76 [5]
1	Raccoon Rusty	1	68.5KM/H	3.99 [6] 45.3KM/H (0.8M)	6.70 [4] 66.4KM/H (0.4M)	9.55 [6] 63.3KM/H (0.6M)	12.84 [6] 54.6KM/H (1.1M)	15.80 [6] 60.8KM/H (1.3M)	18.62 [6] 64.0KM/H (2.0M)	21.32 [6] 66.7KM/H (3.0M)	15.33 61.7KM/H (1.8M)	22.98 [6]
3	Striker Star	3	70.3KM/H	4.06 [7] 44.6KM/H (1.5M)	6.75 [6] 66.9KM/H (1.2M)	9.46 [4] 66.4KM/H (1.1M)	13.06 [8] 50.0KM/H (2.4M)	16.01 [8] 61.0KM/H (0.7M)	18.97 [8] 60.9KM/H (1.5M)	21.91 [7] 61.2KM/H (3.6M)	16.05 59.0KM/H (2.2M)	23.73 [7]
4	Demister	4	64.7KM/H	3.98 [4] 45.4KM/H (1.6M)	6.81 [8] 63.6KM/H (1.4M)	9.71 [8] 62.2KM/H (1.5M)	12.95 [7] 55.6KM/H (1.3M)	15.97 [7] 59.5KM/H (1.1M)	18.96 [7] 60.1KM/H (2.0M)	21.93 [8] 60.7KM/H (4.2M)	15.93 59.4KM/H (2.3M)	23.75 [8]

Information is produced by IsoLynx tracking system
 [] - Rank at each section
 () - Average meters to rail for section
 -- - No data available at section
 * - Estimated values





BET NATION TOWNSVILLE, QLD
 Race 5 - ROSS WILKIE FISHING - 498M
 15/05/2026 - 13:08:38 PM

RUG	NAME	BOX	TOP SPEED	50M	100M	150M	200M	250M	300M	350M	400M	450M	500M	263M HOME	FINISH TIME
7	Hara's Ghost	7	70.0KM/H	4.00 [3] 45.2KM/H (1.9M)	6.74 [2] 65.6KM/H (1.4M)	9.45 [2] 66.5KM/H (2.0M)	12.06 [2] 69.0KM/H (1.8M)	14.63 [1] 69.9KM/H (1.1M)	17.35 [1] 66.1KM/H (0.9M)	20.18 [1] 63.7KM/H (0.7M)	23.10 [1] 61.7KM/H (0.8M)	26.00 [1] 61.9KM/H (0.8M)	28.85 [1] 63.0KM/H (0.7M)	14.89 63.6KM/H (0.8M)	28.85 [1]
6	Big Ears Regret	6	67.7KM/H	3.87 [1] 46.7KM/H (2.1M)	6.66 [1] 64.7KM/H (1.8M)	9.37 [1] 66.4KM/H (1.6M)	12.05 [1] 67.2KM/H (1.3M)	14.72 [2] 67.4KM/H (0.7M)	17.53 [2] 64.1KM/H (1.2M)	20.41 [2] 62.5KM/H (1.1M)	23.35 [2] 61.3KM/H (1.4M)	26.26 [2] 61.9KM/H (2.5M)	29.10 [2] 63.1KM/H (2.5M)	15.07 62.8KM/H (1.7M)	29.10 [2]
1	Amber Annie	1	66.9KM/H	4.05 [5] 44.7KM/H (0.8M)	6.82 [4] 65.0KM/H (1.0M)	9.54 [5] 66.1KM/H (0.7M)	12.31 [5] 64.9KM/H (0.8M)	15.02 [5] 66.5KM/H (0.5M)	17.82 [5] 64.3KM/H (0.6M)	20.71 [4] 62.3KM/H (1.0M)	23.70 [4] 60.1KM/H (1.2M)	26.55 [3] 63.1KM/H (2.5M)	29.29 [3] 65.5KM/H (2.2M)	14.97 63.2KM/H (1.5M)	29.29 [3]
3	Party Don't Stop	3	68.2KM/H	4.06 [6] 44.5KM/H (1.3M)	6.86 [5] 64.3KM/H (1.3M)	9.54 [4] 67.1KM/H (1.8M)	12.19 [3] 68.0KM/H (2.1M)	14.86 [3] 67.5KM/H (1.6M)	17.67 [3] 63.9KM/H (1.1M)	20.64 [3] 60.7KM/H (0.7M)	23.61 [3] 60.5KM/H (1.0M)	26.57 [4] 61.0KM/H (1.3M)	29.49 [4] 61.3KM/H (1.3M)	15.33 61.7KM/H (1.1M)	29.49 [4]
2	Barnsley	2	66.9KM/H	4.10 [7] 44.1KM/H (1.2M)	6.99 [7] 62.2KM/H (1.2M)	9.72 [7] 65.8KM/H (1.2M)	12.42 [7] 66.7KM/H (1.8M)	15.16 [7] 65.7KM/H (0.7M)	18.04 [7] 62.6KM/H (0.6M)	20.88 [7] 63.4KM/H (0.8M)	23.88 [7] 59.9KM/H (1.2M)	26.81 [6] 61.5KM/H (1.9M)	29.61 [5] 64.1KM/H (2.6M)	15.16 62.4KM/H (1.4M)	29.61 [5]
8	Federal Noodle	8	66.8KM/H	4.03 [4] 44.8KM/H (2.7M)	6.87 [6] 63.5KM/H (2.2M)	9.65 [6] 64.8KM/H (2.5M)	12.35 [6] 66.7KM/H (3.0M)	15.06 [6] 66.4KM/H (1.7M)	17.92 [6] 63.1KM/H (1.0M)	20.82 [6] 62.1KM/H (0.7M)	23.81 [5] 60.1KM/H (0.9M)	26.76 [5] 61.1KM/H (1.3M)	29.63 [6] 62.4KM/H (1.3M)	15.28 61.9KM/H (1.0M)	29.63 [6]
5	Ziping Bubbles	5	67.5KM/H	3.96 [2] 45.7KM/H (1.3M)	6.76 [3] 64.3KM/H (1.1M)	9.50 [3] 65.7KM/H (1.0M)	12.20 [4] 66.6KM/H (0.9M)	14.88 [4] 67.2KM/H (0.5M)	17.71 [4] 63.7KM/H (0.7M)	20.72 [5] 59.8KM/H (0.6M)	23.85 [6] 57.5KM/H (1.3M)	26.83 [7] 60.5KM/H (2.0M)	29.72 [7] 62.2KM/H (2.9M)	15.53 61.0KM/H (1.5M)	29.72 [7]

Information is produced by IsoLynx tracking system
 [] - Rank at each section
 () - Average meters to rail for section
 -- - No data available at section
 * - Estimated values





BET NATION TOWNSVILLE, QLD
 Race 6 - PLACE A SRM WITH BET NATION - 380M
 15/05/2026 - 13:23:39 PM

RUG	NAME	BOX	TOP SPEED	50M	100M	150M	200M	250M	300M	350M	263M HOME	FINISH TIME
2	Application	2	71.2KM/H	3.91 [1] 46.2KM/H (1.3M)	6.56 [1] 68.0KM/H (1.1M)	9.13 [1] 69.9KM/H (1.0M)	11.83 [1] 66.6KM/H (1.1M)	14.58 [1] 65.7KM/H (0.9M)	17.35 [1] 64.8KM/H (1.3M)	20.07 [1] 66.3KM/H (1.2M)	14.26 66.4KM/H (1.2M)	21.73 [1]
1	Aussie Audi	1	71.2KM/H	4.00 [3] 45.2KM/H (0.9M)	6.66 [2] 67.6KM/H (0.9M)	9.24 [2] 69.9KM/H (0.8M)	11.95 [2] 66.3KM/H (0.9M)	14.71 [2] 65.2KM/H (0.6M)	17.53 [2] 63.8KM/H (1.1M)	20.29 [2] 65.2KM/H (1.6M)	14.41 65.7KM/H (1.1M)	21.99 [2]
3	Hara's Meryl	3	68.1KM/H	3.95 [2] 45.7KM/H (1.8M)	6.67 [3] 66.3KM/H (1.6M)	9.34 [3] 67.3KM/H (1.0M)	12.08 [3] 65.8KM/H (0.8M)	14.85 [3] 65.1KM/H (0.5M)	17.69 [3] 63.2KM/H (1.6M)	20.49 [3] 64.4KM/H (1.5M)	14.58 64.9KM/H (1.1M)	22.20 [3]
6	Federal Cash	6	69.3KM/H	4.05 [4] 44.7KM/H (3.0M)	6.77 [4] 66.0KM/H (2.2M)	9.42 [4] 68.1KM/H (1.9M)	12.22 [5] 64.2KM/H (1.6M)	15.03 [5] 64.2KM/H (1.3M)	17.87 [5] 63.3KM/H (2.0M)	20.57 [5] 66.7KM/H (2.7M)	14.48 65.3KM/H (2.1M)	22.20 [4]
4	Colonel's Dream	4	69.3KM/H	4.07 [6] 44.4KM/H (2.2M)	6.84 [7] 65.1KM/H (1.3M)	9.47 [6] 68.2KM/H (0.6M)	12.21 [4] 65.9KM/H (0.8M)	14.99 [4] 64.8KM/H (0.7M)	17.80 [4] 63.9KM/H (1.4M)	20.55 [4] 65.6KM/H (2.2M)	14.44 65.5KM/H (1.4M)	22.22 [5]
5	Exotic Ruby	5	69.1KM/H	4.09 [7] 44.2KM/H (2.6M)	6.83 [6] 65.7KM/H (1.6M)	9.54 [7] 66.3KM/H (0.9M)	12.41 [7] 62.8KM/H (1.6M)	15.18 [7] 65.0KM/H (0.7M)	17.98 [7] 64.2KM/H (1.1M)	20.69 [7] 66.6KM/H (0.8M)	14.57 65.0KM/H (1.0M)	22.34 [6]
7	Tiny's Regret	7	69.6KM/H	4.06* [5] 44.6KM/H --	6.79* [5] 65.8KM/H --	9.46* [5] 67.5KM/H --	12.26* [6] 64.3KM/H --	15.06* [6] 64.4KM/H --	17.90* [6] 63.3KM/H --	20.66* [6] 65.2KM/H --	14.61* 64.8KM/H --	22.35 [7]
8	Panama Loco	8	68.8KM/H	4.12 [8] 43.9KM/H (3.5M)	6.89 [8] 65.1KM/H (2.8M)	9.60 [8] 66.2KM/H (1.4M)	12.50 [8] 62.1KM/H (1.5M)	15.31 [8] 64.2KM/H (0.9M)	18.17 [8] 63.0KM/H (1.4M)	20.95 [8] 64.8KM/H (1.1M)	14.81 63.9KM/H (1.1M)	22.65 [8]

Information is produced by IsoLynx tracking system
 [] - Rank at each section
 () - Average meters to rail for section
 -- - No data available at section
 * - Estimated values





BET NATION TOWNSVILLE, QLD
 Race 7 - ALL RIG LIFTING & ENGINEERING - 380M
 15/05/2026 - 13:45:48 PM

RUG	NAME	BOX	TOP SPEED	50M	100M	150M	200M	250M	300M	350M	263M HOME	FINISH TIME
7	Hara's Scarlet	7	69.6KM/H	3.92 [1] 46.1KM/H (3.2M)	6.62 [2] 66.6KM/H (2.1M)	9.26 [1] 68.3KM/H (1.7M)	12.01 [1] 65.4KM/H (1.2M)	14.79 [1] 64.7KM/H (0.9M)	17.61 [1] 63.9KM/H (1.2M)	20.36 [1] 65.5KM/H (1.8M)	14.47 65.4KM/H (1.4M)	22.04 [1]
1	Divine Electra	1	69.0KM/H	3.95 [2] 45.8KM/H (1.2M)	6.61 [1] 67.5KM/H (1.4M)	9.28 [2] 67.5KM/H (1.3M)	12.13 [2] 63.2KM/H (1.2M)	14.96 [2] 63.5KM/H (1.2M)	17.81 [2] 63.2KM/H (1.7M)	20.57 [2] 65.1KM/H (2.7M)	14.74 64.2KM/H (1.7M)	22.29 [2]
5	Blue Marine	5	68.2KM/H	4.02 [5] 45.0KM/H (2.1M)	6.78 [6] 65.2KM/H (1.2M)	9.46 [6] 67.2KM/H (0.7M)	12.23 [4] 64.9KM/H (0.9M)	15.03 [4] 64.2KM/H (1.0M)	17.94 [4] 62.1KM/H (2.1M)	20.70 [4] 65.2KM/H (4.0M)	14.66 64.6KM/H (2.0M)	22.40 [3]
6	Aston Atkins	6	70.0KM/H	4.01 [4] 45.1KM/H (2.4M)	6.70 [3] 66.9KM/H (1.7M)	9.36 [4] 67.5KM/H (1.2M)	12.19 [3] 63.8KM/H (0.7M)	15.00 [3] 63.9KM/H (0.6M)	17.85 [3] 63.2KM/H (1.1M)	20.67 [3] 63.8KM/H (1.6M)	14.79 64.0KM/H (1.1M)	22.42 [4]
2	No Power	2	70.5KM/H	4.05 [6] 44.7KM/H (1.3M)	6.74 [5] 66.9KM/H (0.7M)	9.45 [5] 66.4KM/H (0.7M)	12.46 [7] 59.7KM/H (1.7M)	15.24 [7] 64.8KM/H (0.8M)	18.05 [6] 64.1KM/H (1.1M)	20.80 [5] 65.6KM/H (1.6M)	14.83 63.9KM/H (1.3M)	22.50 [5]
9	Hara's Harper	4	70.1KM/H	4.10 [7] 44.1KM/H (2.2M)	6.82 [7] 66.2KM/H (1.8M)	9.46 [7] 68.2KM/H (2.0M)	12.42 [6] 60.8KM/H (2.7M)	15.22 [6] 64.3KM/H (1.9M)	18.05 [7] 63.5KM/H (2.4M)	20.83 [6] 64.8KM/H (2.6M)	14.82 63.9KM/H (2.3M)	22.57 [6]
3	Blue Jet Train	3	68.9KM/H	4.13 [8] 43.7KM/H (1.5M)	6.86 [8] 66.0KM/H (0.9M)	9.61 [8] 65.4KM/H (1.4M)	12.49 [8] 62.5KM/H (2.3M)	15.29 [8] 64.3KM/H (1.2M)	18.13 [8] 63.3KM/H (1.5M)	20.89 [8] 65.3KM/H (1.7M)	14.78 64.0KM/H (1.6M)	22.58 [7]
8	Harms Best	8	69.2KM/H	3.99 [3] 45.4KM/H (3.7M)	6.70 [4] 66.2KM/H (2.5M)	9.35 [3] 68.0KM/H (1.7M)	12.32 [5] 60.6KM/H (3.1M)	15.17 [5] 63.3KM/H (1.6M)	18.04 [5] 62.7KM/H (1.7M)	20.87 [7] 63.5KM/H (2.3M)	14.96 63.2KM/H (2.1M)	22.61 [8]

Information is produced by IsoLynx tracking system
 [] - Rank at each section
 () - Average meters to rail for section
 -- - No data available at section
 * - Estimated values





BET NATION TOWNSVILLE, QLD
 Race 8 - BETNATION.COM.AU 5th Grade F - 380M
 15/05/2026 - 14:04:48 PM

RUG	NAME	BOX	TOP SPEED	50M	100M	150M	200M	250M	300M	350M	263M HOME	FINISH TIME
1	Tex Gunn	1	72.9KM/H	4.00 [5] 45.3KM/H (0.7M)	6.60 [2] 69.2KM/H (0.3M)	9.12 [1] 71.3KM/H (0.6M)	11.77 [1] 67.9KM/H (1.0M)	14.48 [1] 66.5KM/H (0.7M)	17.25 [1] 64.9KM/H (1.3M)	19.98 [1] 66.0KM/H (0.8M)	14.15	21.65 [1] 66.9KM/H (0.9M)
2	Gifted Lilly	2	68.8KM/H	3.87 [1] 46.8KM/H (1.5M)	6.55 [1] 67.0KM/H (1.6M)	9.18 [2] 68.4KM/H (1.7M)	11.85 [2] 67.5KM/H (1.4M)	14.55 [2] 66.7KM/H (1.1M)	17.31 [2] 65.3KM/H (1.6M)	20.02 [2] 66.5KM/H (1.8M)	14.21	21.71 [2] 66.6KM/H (1.6M)
6	Raccoon Roger	6	70.6KM/H	4.04 [8] 44.8KM/H (2.7M)	6.65 [5] 68.8KM/H (2.1M)	9.27 [4] 68.8KM/H (1.5M)	11.98 [3] 66.3KM/H (1.9M)	14.65 [3] 67.5KM/H (0.9M)	17.37 [3] 66.1KM/H (1.1M)	20.06 [3] 67.0KM/H (0.6M)	14.15	21.72 [3] 66.9KM/H (1.1M)
4	Smooth Blast	4	68.9KM/H	4.02 [7] 45.0KM/H (1.9M)	6.72 [7] 66.7KM/H (1.6M)	9.42 [6] 66.6KM/H (1.1M)	12.19 [5] 64.9KM/H (0.8M)	14.98 [4] 64.6KM/H (0.7M)	17.78 [4] 64.1KM/H (1.2M)	20.50 [4] 66.2KM/H (1.1M)	14.51	22.17 [4] 65.2KM/H (1.0M)
5	Miss Pumpkin	5	70.1KM/H	3.93 [3] 46.0KM/H (2.2M)	6.60 [3] 67.5KM/H (0.8M)	9.25 [3] 68.0KM/H (0.9M)	12.17 [4] 61.7KM/H (1.6M)	14.99 [5] 63.8KM/H (1.3M)	17.86 [5] 62.7KM/H (1.7M)	20.57 [5] 66.3KM/H (1.4M)	14.71	22.24 [5] 64.4KM/H (1.4M)
7	Complex Thinking	7	67.8KM/H	3.91 [2] 46.2KM/H (2.8M)	6.64 [4] 66.1KM/H (1.5M)	9.37 [5] 65.8KM/H (1.0M)	12.28 [6] 61.9KM/H (1.9M)	15.07 [6] 64.4KM/H (1.2M)	17.93 [6] 63.0KM/H (2.7M)	20.67 [6] 65.8KM/H (4.0M)	14.76	22.35 [6] 64.1KM/H (2.3M)
3	Basil Falty	3	67.5KM/H	3.99 [4] 45.3KM/H (1.6M)	6.73 [8] 65.7KM/H (1.2M)	9.54 [8] 64.1KM/H (1.3M)	12.39 [7] 63.1KM/H (1.3M)	15.21 [7] 64.0KM/H (1.1M)	18.05 [7] 63.2KM/H (2.3M)	20.77 [7] 66.2KM/H (3.7M)	14.72	22.43 [7] 64.3KM/H (2.2M)
8	He Played One	8	69.1KM/H	4.00 [6] 45.2KM/H (3.9M)	6.69 [6] 67.0KM/H (2.6M)	9.48 [7] 64.5KM/H (1.9M)	12.47 [8] 60.2KM/H (1.5M)	15.26 [8] 64.5KM/H (1.3M)	18.12 [8] 63.0KM/H (2.7M)	20.85 [8] 65.9KM/H (4.9M)	14.90	22.53 [8] 63.5KM/H (2.7M)





BET NATION TOWNSVILLE, QLD
Race 9 - LENREX PTY LTD - 380M
15/05/2026 - 14:22:47 PM









RUG	NAME	BOX	TOP SPEED	50M	100M	150M	200M	250M	300M	350M	263M HOME	FINISH TIME
2	Federal Blast	2	69.8KM/H	3.98 [4] 45.4KM/H (1.2M)	6.72 [3] 65.7KM/H (1.2M)	9.33 [3] 69.1KM/H (0.9M)	12.04 [3] 66.4KM/H (1.0M)	14.78 [2] 65.7KM/H (0.8M)	17.59 [2] 64.0KM/H (1.6M)	20.29 [1] 66.8KM/H (1.9M)	14.28 66.3KM/H (1.3M)	21.94 [1]
1	Try To Relax	1	71.1KM/H	3.96 [2] 45.7KM/H (0.8M)	6.64 [2] 67.1KM/H (0.7M)	9.22 [1] 70.0KM/H (0.4M)	11.92 [1] 66.6KM/H (0.7M)	14.71 [1] 64.5KM/H (0.8M)	17.55 [1] 63.4KM/H (2.0M)	20.33 [2] 64.7KM/H (3.3M)	14.45 65.5KM/H (1.7M)	22.03 [2]
7	Roman Party	7	69.3KM/H	3.96 [3] 45.6KM/H (2.7M)	6.72 [4] 65.2KM/H (1.6M)	9.36 [4] 68.2KM/H (1.5M)	12.14 [4] 64.8KM/H (2.2M)	14.88 [4] 65.8KM/H (1.2M)	17.66 [3] 64.6KM/H (1.7M)	20.40 [3] 65.9KM/H (2.6M)	14.39 65.7KM/H (1.9M)	22.07 [3]
4	Nikki's Regret	4	69.4KM/H	3.92 [1] 46.1KM/H (1.8M)	6.64 [1] 66.3KM/H (1.4M)	9.27 [2] 68.4KM/H (1.4M)	12.01 [2] 65.6KM/H (1.8M)	14.83 [3] 64.0KM/H (1.8M)	17.71 [4] 62.4KM/H (2.6M)	20.47 [4] 65.2KM/H (3.9M)	14.58 64.9KM/H (2.5M)	22.16 [4]
6	Pink Car	6	67.5KM/H	4.02 [6] 45.0KM/H (2.4M)	6.94 [8] 61.7KM/H (1.9M)	9.71 [8] 64.8KM/H (1.4M)	12.45 [8] 65.6KM/H (0.7M)	15.23 [7] 64.9KM/H (0.7M)	18.02 [7] 64.6KM/H (1.4M)	20.70 [6] 67.0KM/H (2.0M)	14.43 65.6KM/H (1.3M)	22.36 [5]
3	Strawberry Wine	3	69.5KM/H	4.01 [5] 45.0KM/H (1.4M)	6.79 [6] 64.8KM/H (1.1M)	9.44 [5] 68.1KM/H (0.9M)	12.25 [6] 63.9KM/H (1.7M)	15.00 [5] 65.5KM/H (0.8M)	17.84 [5] 63.5KM/H (1.2M)	20.64 [5] 64.2KM/H (1.4M)	14.64 64.7KM/H (1.3M)	22.38 [6]
8	Montebello	8	69.0KM/H	4.10 [7] 44.1KM/H (2.8M)	6.78 [5] 67.3KM/H (0.3M)	9.46 [6] 67.1KM/H (0.5M)	12.25 [5] 64.6KM/H (0.9M)	15.11 [6] 63.0KM/H (0.6M)	17.95 [6] 63.2KM/H (1.0M)	20.74 [7] 64.6KM/H (0.6M)	14.73 64.3KM/H (0.8M)	22.45 [7]
5	Another Beauty	5	68.4KM/H	4.12 [8] 43.9KM/H (2.4M)	6.92 [7] 64.3KM/H (1.2M)	9.59 [7] 67.5KM/H (1.3M)	12.43 [7] 63.3KM/H (3.2M)	15.25 [8] 63.8KM/H (2.4M)	18.12 [8] 62.7KM/H (3.0M)	20.88 [8] 65.4KM/H (4.3M)	14.70 64.4KM/H (3.1M)	22.58 [8]

Information is produced by IsoLynx tracking system
 [] - Rank at each section
 () - Average meters to rail for section
 -- - No data available at section
 * - Estimated values





BET NATION TOWNSVILLE, QLD
Race 10 - PLAZA MEATS - 380M
15/05/2026 - 14:42:47 PM

RUG	NAME	BOX	HOME	FINISH TIME
	Emmy Panama	2	22.40	22.40 [1]
	Outlaw Billy	1	22.42	22.42 [2]
	Jimmy Joseph	5	22.44	22.44 [3]
	Hippy	4	22.65	22.65 [4]
	Moneyball	8	22.80	22.80 [5]
	Shine On Bruiser	6	22.92	22.92 [6]
	Josh's Jet	3	23.14	23.14 [7]
	Hit After Hit	7	23.27	23.27 [8]

Information is produced by IsoLynx tracking system
[] - Rank at each section
() - Average meters to rail for section
-- - No data available at section
* - Estimated values





BET NATION TOWNSVILLE, QLD
 Race 11 - BET NATION Pathways H - 380M
 15/05/2026 - 15:02:45 PM

RUG	NAME	BOX	TOP SPEED	50M	100M	150M	200M	250M	300M	350M	263M HOME	FINISH TIME
	Emgrand Flash	2	68.9KM/H	44.8KM/H (1.3M)	65.1KM/H (0.5M)	68.1KM/H (0.6M)	65.2KM/H (1.1M)	64.4KM/H (0.6M)	63.1KM/H (1.0M)	64.7KM/H (0.9M)	64.9KM/H (0.9M)	22.33 [1]
	Mad Attitude	1	69.0KM/H	45.9KM/H (0.9M)	66.4KM/H (1.1M)	68.2KM/H (0.7M)	65.3KM/H (0.8M)	63.4KM/H (1.1M)	62.5KM/H (1.5M)	63.4KM/H (2.4M)	64.1KM/H (1.5M)	22.36 [2]
	Ruxton Flame	5	68.8KM/H	45.1KM/H (2.0M)	62.3KM/H (0.9M)	67.8KM/H (0.7M)	65.8KM/H (0.9M)	64.2KM/H (1.0M)	63.4KM/H (1.5M)	65.5KM/H (1.9M)	65.2KM/H (1.3M)	22.37 [3]
	Explosive Jem	6	68.5KM/H	45.1KM/H (2.4M)	65.0KM/H (1.4M)	66.1KM/H (1.2M)	60.4KM/H (2.6M)	63.8KM/H (1.3M)	64.2KM/H (1.5M)	66.8KM/H (2.1M)	64.2KM/H (1.9M)	22.47 [4]
	Canya Stella	8	67.8KM/H	44.5KM/H --	63.8KM/H --	65.7KM/H --	62.5KM/H --	62.6KM/H --	62.2KM/H --	64.3KM/H --	63.4KM/H --	22.79 [5]
	Canya Goose	7	67.1KM/H	45.1KM/H (2.6M)	65.1KM/H (1.7M)	63.9KM/H (1.2M)	61.9KM/H (1.0M)	62.7KM/H (0.5M)	62.2KM/H (1.1M)	64.2KM/H (1.5M)	62.9KM/H (1.1M)	22.79 [6]
	Navabi	3	67.7KM/H	44.5KM/H --	63.7KM/H --	65.6KM/H --	62.4KM/H --	62.5KM/H --	62.1KM/H --	64.2KM/H --	63.3KM/H --	22.83 [7]
	Mendocino	4	66.8KM/H	44.3KM/H (1.8M)	63.4KM/H (1.3M)	65.2KM/H (1.5M)	60.8KM/H (2.5M)	61.6KM/H (1.9M)	62.1KM/H (2.2M)	65.9KM/H (3.7M)	63.2KM/H (2.6M)	22.87 [8]

Information is produced by IsoLynx tracking system
 [] - Rank at each section
 () - Average meters to rail for section
 -- - No data available at section
 * - Estimated values





BET NATION TOWNSVILLE, QLD
 Race 12 - DOWNLOAD THE BET NATION APP Pathways H - 380M
 15/05/2026 - 15:19:00 PM

RUG	NAME	BOX	TOP SPEED	50M	100M	150M	200M	250M	300M	350M	263M HOME	FINISH TIME
2	Aston Elijah	2	70.6KM/H	3.93 [1] 46.0KM/H (1.9M)	6.59 [1] 67.6KM/H (2.1M)	9.17 [1] 69.8KM/H (1.7M)	11.89 [1] 66.3KM/H (1.8M)	14.68 [1] 64.6KM/H (1.7M)	17.52 [1] 63.3KM/H (2.0M)	20.27 [1] 65.5KM/H (4.1M)	14.44 65.5KM/H (2.5M)	21.96 [1]
7	Mizuki Starline	7	69.6KM/H	4.07 [4] 44.5KM/H (2.8M)	6.82 [4] 65.5KM/H (1.5M)	9.45 [4] 68.4KM/H (0.9M)	12.16 [3] 66.4KM/H (0.9M)	14.93 [3] 65.1KM/H (0.6M)	17.76 [2] 63.6KM/H (1.2M)	20.52 [2] 65.2KM/H (1.4M)	14.44 65.5KM/H (1.0M)	22.21 [2]
8	Flying Blossom	8	69.7KM/H	4.01 [3] 45.1KM/H (3.2M)	6.70 [3] 66.8KM/H (2.1M)	9.40 [3] 66.6KM/H (2.1M)	12.25 [4] 63.2KM/H (2.3M)	15.02 [4] 65.0KM/H (1.3M)	17.89 [4] 62.6KM/H (2.0M)	20.71 [4] 63.9KM/H (3.2M)	14.83 63.8KM/H (2.2M)	22.46 [3]
5	Big Bubba Gump	5	68.3KM/H	4.13 [6] 43.7KM/H (2.4M)	6.89 [6] 65.3KM/H (1.2M)	9.55 [5] 67.6KM/H (0.7M)	12.31 [5] 65.4KM/H (0.7M)	15.11 [5] 64.3KM/H (0.5M)	17.96 [5] 63.0KM/H (1.0M)	20.75 [5] 64.7KM/H (1.2M)	14.62 64.8KM/H (0.9M)	22.47 [4]
1	Smoking Ace	1	69.2KM/H	3.96 [2] 45.7KM/H (1.4M)	6.67 [2] 66.5KM/H (1.5M)	9.33 [2] 67.6KM/H (1.6M)	12.09 [2] 65.2KM/H (1.6M)	14.90 [2] 64.1KM/H (1.1M)	17.84 [3] 61.2KM/H (1.5M)	20.70 [3] 62.9KM/H (2.4M)	14.88 63.6KM/H (1.8M)	22.49 [5]
6	Gifted Jasper	6	69.1KM/H	4.11* [5] 44.0KM/H --	6.88* [5] 65.0KM/H --	9.56* [6] 67.2KM/H --	12.35* [6] 64.6KM/H --	15.17* [6] 63.7KM/H --	18.08* [6] 61.9KM/H --	20.91* [6] 63.6KM/H --	14.83* 63.8KM/H --	22.66 [6]
4	Cleo Blazer	4	68.6KM/H	4.23 [8] 42.7KM/H (2.1M)	7.06 [8] 63.8KM/H (1.8M)	9.73 [8] 67.3KM/H (1.2M)	12.52 [8] 64.5KM/H (0.9M)	15.37 [8] 63.3KM/H (0.9M)	18.25 [8] 62.5KM/H (1.0M)	21.05 [7] 64.2KM/H (1.8M)	14.76 64.1KM/H (1.3M)	22.77 [7]
3	Big Kelce	3	68.2KM/H	4.18 [7] 43.3KM/H (1.9M)	7.00 [7] 63.7KM/H (0.8M)	9.68 [7] 67.2KM/H (0.6M)	12.43 [7] 65.3KM/H (0.8M)	15.28 [7] 63.3KM/H (0.7M)	18.23 [7] 60.9KM/H (1.4M)	21.09 [8] 63.1KM/H (2.4M)	14.87 63.6KM/H (1.4M)	22.84 [8]

Information is produced by IsoLynx tracking system
 [] - Rank at each section
 () - Average meters to rail for section
 -- - No data available at section
 * - Estimated values

