



Doomben QLD
Race 1: MORETON HIRE Class 6 Handicap - 1350m
 16 May 2026 - 11:50AM



BRISBANE
RACING CLUB

Track Rating: Soft 7, Weather: Fine, Rail Position: True Entire Circuit

Field Times 1:19.65 1:08.69 0:57.74 0:46.34 0:34.58 0:23.14 0:12.01
 (Race Tempo) (0:10.96) (0:10.95) (0:11.40) (0:11.76) (0:11.44) (0:11.12) (0:12.01)

Rank	TAB#	Horse	Overall Time	First 400m	Top Speed km/h (Section)	L1350	L1200	L1000	L800	L600	L400	L200	
	(BAR#)	Jockey	Margin (DT-W)	Last 600m	Fastest Section (Time)	Start - 1200	1200 - 1000	1000 - 800	800 - 600	600 - 400	400 - 200	200 - Finish	
11	10	Sammy Conquers All	1:21.69	0:25.24	68.2 (1200-1000)	1:21.69	1:10.36 [6]	0:59.28 [6]	0:47.71 [7]	0:35.89 [8]	0:24.34 [8]	0:12.78 [10]	
	(10)	Ron Stewart	12.0L (+2)	0:35.89	1200-1000 (0:11.08)	(0:11.33)	(0:11.08)	(0:11.57)	(0:11.82)	(0:11.55)	(0:11.56)	(0:12.78)	

Scratched: Robrick (#5), Blazing Harry (#9), Count Nicholas (#14)

Report Created: Sat 16 May 2026

(Note: Races are conducted over an approximate distance as close as possible to the advertised distance, and recorded data may vary accordingly. Official times refer to race times only and do not include handicap times.)

[] Position in running at each section and finish TAB# Saddle cloth number

-:-:- No data available at this section

NA No data available

DNT Did not track

BAR# Barrier/Gate Position

DNF Did not finish

DT-W Distance travelled compared to winner in metres

Fastest split

Fastest section

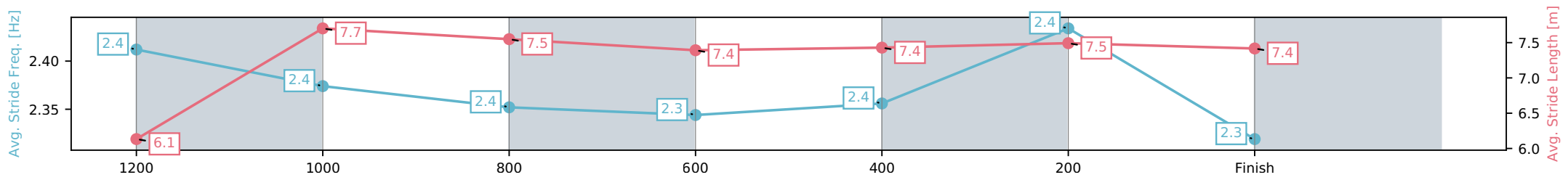
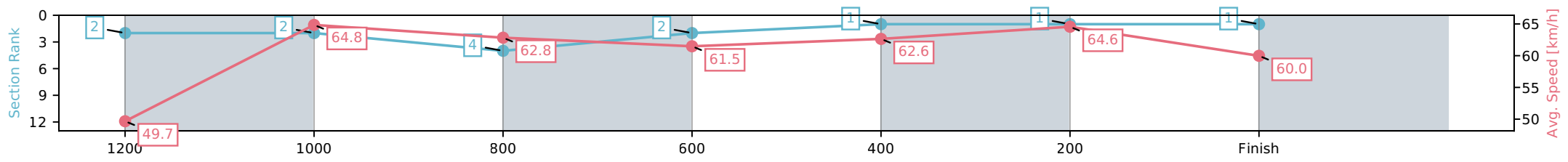
Horse/Jockey Name	Midnight Dynamite/James McDonald
Finish Rank	1
Fastest Section Time (Section)	0:11.12 (1200-1000)
Top Speed [km/h] (Section)	66.4 (1200-1000)
Race State	Finished



Doomben QLD --Professional-2026-05-16
 Race 1: MORETON HIRE Class 6 Handicap - 1350m
 16 May 2026 - 11:50AM
 Track Rating: Soft 7, Weather: Fine, Rail Position: True Entire Circuit



Section	L1350	L1200	L1000	L800	L600	L400	L200
Section Times	1:19.65 (0:10.98)	1:08.67 [2] (0:11.12)	0:57.55 [2] (0:11.47)	0:46.08 [4] (0:11.63)	0:34.45 [2] (0:11.31)	0:23.14 [1] (0:11.12)	0:12.01 [1] (0:12.01)
Average Speed [km/h]	49.7	64.8	62.8	61.5	62.6	64.6	60.0
Top Speed [km/h]	64.1	66.4	63.8	62.5	64.2	65.3	63.7
Avg. Dist. to Rail [m]	4.8	3.2	1.2	1.3	2.6	2.4	5.7
Avg. Stride Freq. [Hz]	2.4	2.4	2.4	2.3	2.4	2.4	2.3
Avg. Stride Length [m]	6.1	7.7	7.5	7.4	7.4	7.5	7.4



[] Ranking at each section and finish
 -:-:- No data available at this section
 NA No data available

Horse/Jockey Name	True To Form/Tim Clark
Finish Rank	2
Fastest Section Time (Section)	0:11.00 (1200-1000)
Top Speed [km/h] (Section)	66.2 (1200-1000)
Race State	Finished



Doomben QLD --Professional-2026-05-16

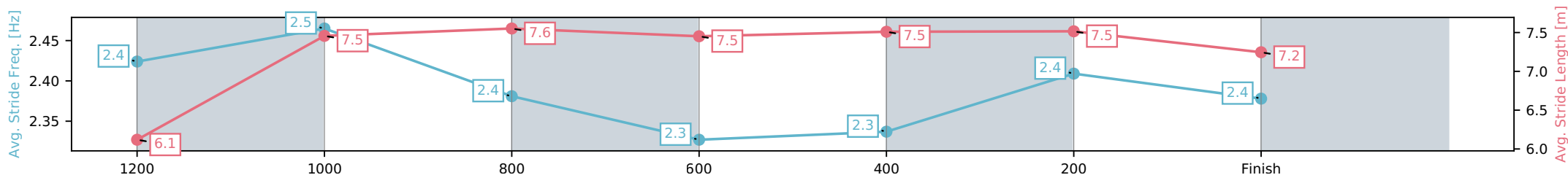
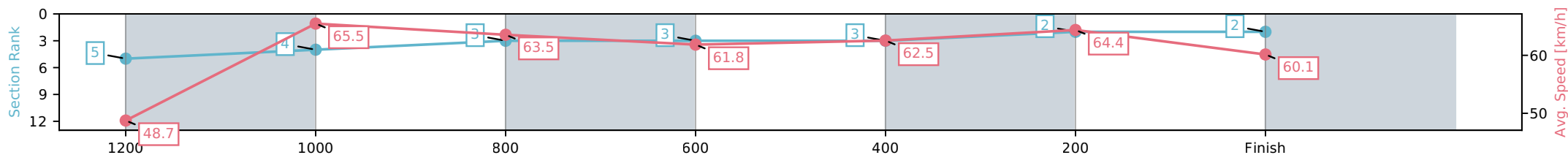
Race 1: MORETON HIRE Class 6 Handicap - 1350m

16 May 2026 - 11:50AM

Track Rating: Soft 7, Weather: Fine, Rail Position: True Entire Circuit



Section	L1350	L1200	L1000	L800	L600	L400	L200
Section Times	1:20.01 (0:11.19)	1:08.82 [5] (0:11.00)	0:57.82 [4] (0:11.36)	0:46.46 [3] (0:11.70)	0:34.76 [3] (0:11.54)	0:23.22 [3] (0:11.17)	0:12.05 [2] (0:12.05)
Average Speed [km/h]	48.7	65.5	63.5	61.8	62.5	64.4	60.1
Top Speed [km/h]	64.4	66.2	65.4	63.1	63.7	65.0	63.5
Avg. Dist. to Rail [m]	4.4	2.2	1.4	1.1	0.4	1.7	4.0
Avg. Stride Freq. [Hz]	2.4	2.5	2.4	2.3	2.3	2.4	2.4
Avg. Stride Length [m]	6.1	7.5	7.6	7.5	7.5	7.5	7.2



- [] Ranking at each section and finish
- :-:- No data available at this section
- NA No data available

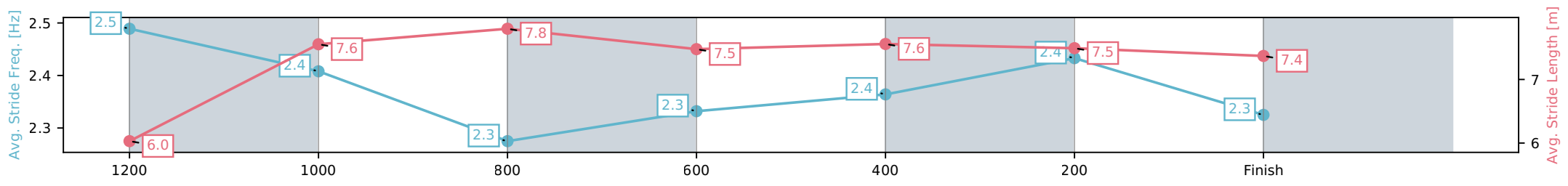
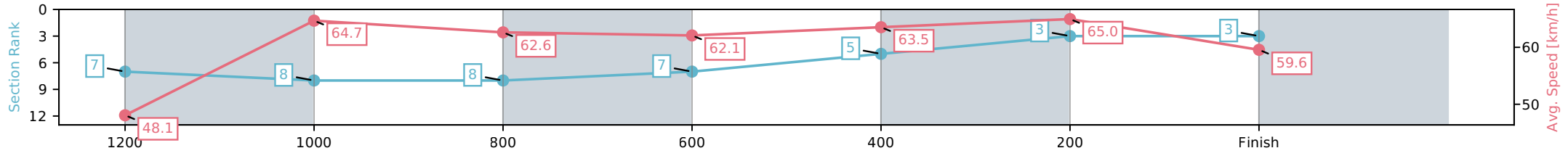
Horse/Jockey Name	Express Payment/Tommy Berry
Finish Rank	3
Fastest Section Time (Section)	0:11.12 (1200-1000)
Top Speed [km/h] (Section)	66.4 (1200-1000)
Race State	Finished



Doomben QLD --Professional-2026-05-16
 Race 1: MORETON HIRE Class 6 Handicap - 1350m
 16 May 2026 - 11:50AM
 Track Rating: Soft 7, Weather: Fine, Rail Position: True Entire Circuit



Section	L1350	L1200	L1000	L800	L600	L400	L200
Section Times	1:20.42 (0:11.38)	1:09.04 [7] (0:11.12)	0:57.93 [8] (0:11.54)	0:46.39 [8] (0:11.67)	0:34.72 [7] (0:11.41)	0:23.31 [5] (0:11.14)	0:12.17 [3] (0:12.17)
Average Speed [km/h]	48.1	64.7	62.6	62.1	63.5	65.0	59.6
Top Speed [km/h]	64.0	66.4	64.1	63.3	64.3	65.7	64.0
Avg. Dist. to Rail [m]	4.8	1.9	1.0	1.2	1.4	3.9	4.5
Avg. Stride Freq. [Hz]	2.5	2.4	2.3	2.3	2.4	2.4	2.3
Avg. Stride Length [m]	6.0	7.6	7.8	7.5	7.6	7.5	7.4



[] Ranking at each section and finish
 -:-:- No data available at this section
 NA No data available

Horse/Jockey Name	Concoction/Ben Thompson
Finish Rank	4
Fastest Section Time (Section)	0:11.14 (400-200)
Top Speed [km/h] (Section)	66.0 (1200-1000)
Race State	Finished



Doomben QLD --Professional-2026-05-16

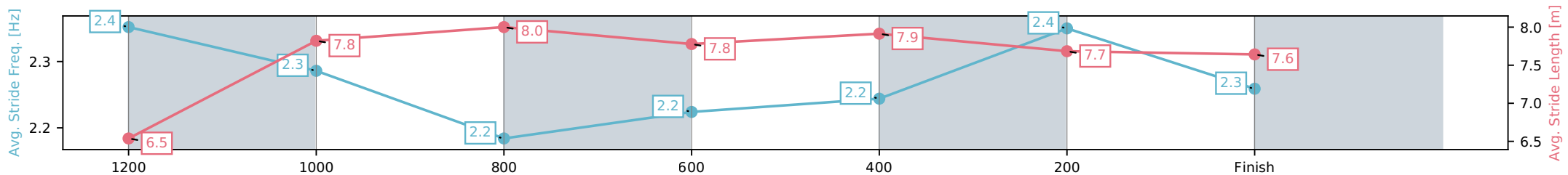
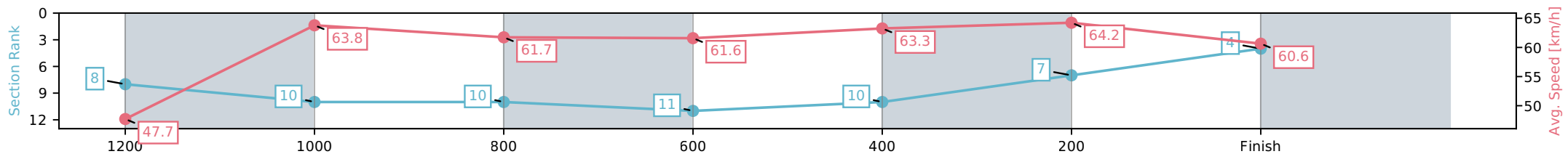
Race 1: MORETON HIRE Class 6 Handicap - 1350m

16 May 2026 - 11:50AM

Track Rating: Soft 7, Weather: Fine, Rail Position: True Entire Circuit



Section	L1350	L1200	L1000	L800	L600	L400	L200
Section Times	1:20.48 (0:11.45)	1:09.03 [8] (0:11.30)	0:57.73 [10] (0:11.76)	0:45.97 [10] (0:11.81)	0:34.16 [11] (0:11.24)	0:22.92 [10] (0:11.14)	0:11.78 [7] (0:11.78)
Average Speed [km/h]	47.7	63.8	61.7	61.6	63.3	64.2	60.6
Top Speed [km/h]	60.8	66.0	64.0	63.0	64.1	65.1	63.6
Avg. Dist. to Rail [m]	13.3	6.9	4.5	1.9	2.3	1.9	3.4
Avg. Stride Freq. [Hz]	2.4	2.3	2.2	2.2	2.2	2.4	2.3
Avg. Stride Length [m]	6.5	7.8	8.0	7.8	7.9	7.7	7.6



- [] Ranking at each section and finish
- :-:- No data available at this section
- NA No data available

Horse/Jockey Name	Cosmo Centaurus/Zac Purton
Finish Rank	5
Fastest Section Time (Section)	0:10.95 (1200-1000)
Top Speed [km/h] (Section)	66.5 (1200-1000)
Race State	Finished



Doomben QLD --Professional-2026-05-16

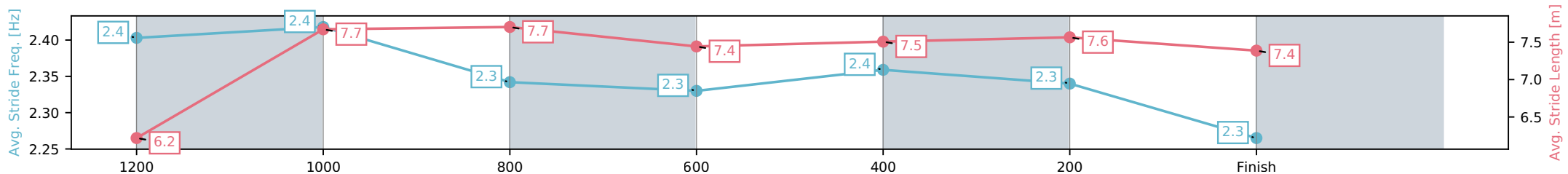
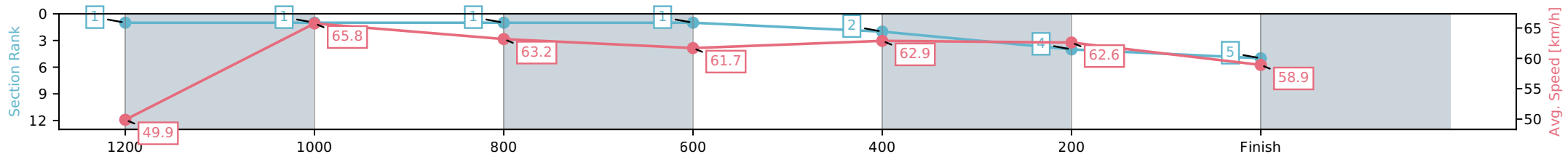
Race 1: MORETON HIRE Class 6 Handicap - 1350m

16 May 2026 - 11:50AM

Track Rating: Soft 7, Weather: Fine, Rail Position: True Entire Circuit



Section	L1350	L1200	L1000	L800	L600	L400	L200
Section Times	1:20.61 (0:10.96)	1:09.65 [1] (0:10.95)	0:58.70 [1] (0:11.40)	0:47.30 [1] (0:11.76)	0:35.54 [1] (0:11.63)	0:23.90 [2] (0:11.56)	0:12.35 [4] (0:12.35)
Average Speed [km/h]	49.9	65.8	63.2	61.7	62.9	62.6	58.9
Top Speed [km/h]	65.5	66.5	64.7	62.9	63.3	63.3	61.2
Avg. Dist. to Rail [m]	7.3	2.3	0.4	2.0	2.6	3.6	4.5
Avg. Stride Freq. [Hz]	2.4	2.4	2.3	2.3	2.4	2.3	2.3
Avg. Stride Length [m]	6.2	7.7	7.7	7.4	7.5	7.6	7.4



- [] Ranking at each section and finish
- :-:- No data available at this section
- NA No data available

Horse/Jockey Name	Boys Night Out/Nash Rawiller
Finish Rank	6
Fastest Section Time (Section)	0:11.19 (1200-1000)
Top Speed [km/h] (Section)	65.4 (1200-1000)
Race State	Finished



Doomben QLD --Professional-2026-05-16

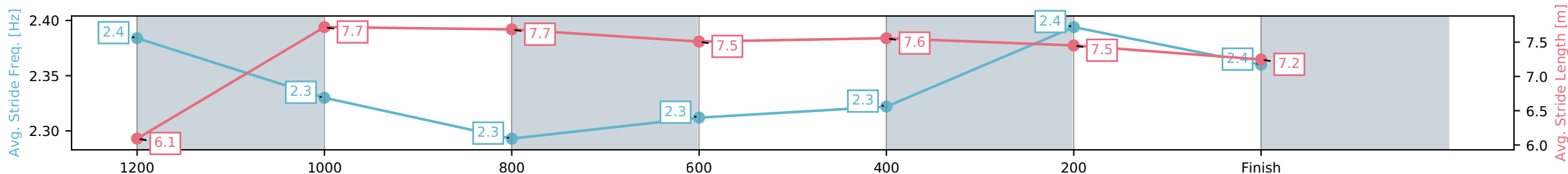
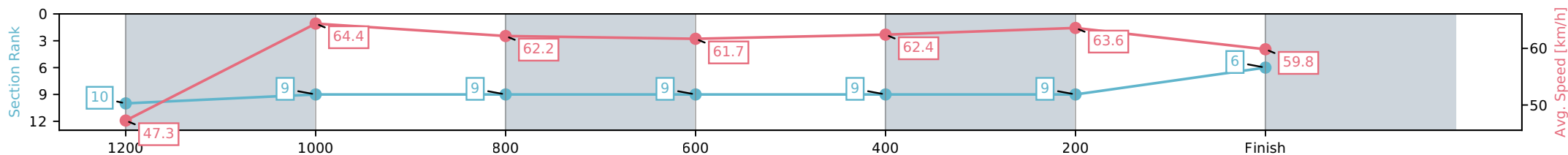
Race 1: MORETON HIRE Class 6 Handicap - 1350m

16 May 2026 - 11:50AM

Track Rating: Soft 7, Weather: Fine, Rail Position: True Entire Circuit



Section	L1350	L1200	L1000	L800	L600	L400	L200
Section Times	1:20.69 (0:11.54)	1:09.15 [10] (0:11.19)	0:57.96 [9] (0:11.62)	0:46.33 [9] (0:11.73)	0:34.61 [9] (0:11.44)	0:23.17 [9] (0:11.28)	0:11.89 [9] (0:11.89)
Average Speed [km/h]	47.3	64.4	62.2	61.7	62.4	63.6	59.8
Top Speed [km/h]	62.4	65.4	63.4	62.8	63.3	65.2	62.8
Avg. Dist. to Rail [m]	8.3	4.3	2.2	0.8	1.3	0.8	2.0
Avg. Stride Freq. [Hz]	2.4	2.3	2.3	2.3	2.3	2.4	2.4
Avg. Stride Length [m]	6.1	7.7	7.7	7.5	7.6	7.5	7.2



[] Ranking at each section and finish
 -:-:- No data available at this section
 NA No data available

Horse/Jockey Name	Red Defcon/Mark Du Plessis
Finish Rank	7
Fastest Section Time (Section)	0:10.92 (1200-1000)
Top Speed [km/h] (Section)	67.5 (1200-1000)
Race State	Finished



Doomben QLD --Professional-2026-05-16

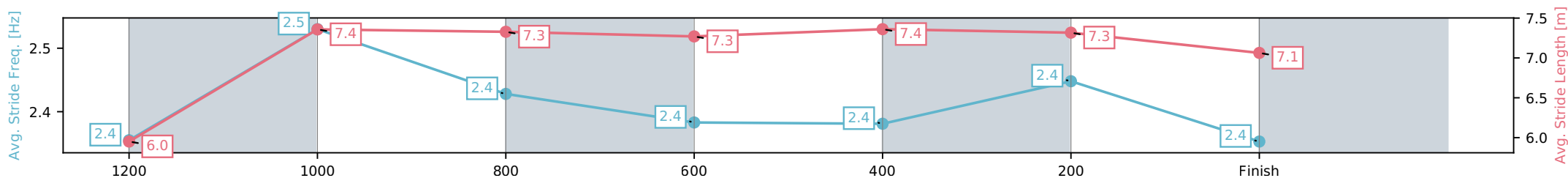
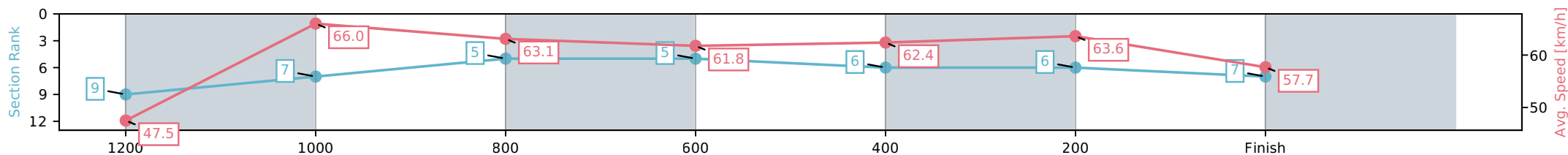
Race 1: MORETON HIRE Class 6 Handicap - 1350m

16 May 2026 - 11:50AM

Track Rating: Soft 7, Weather: Fine, Rail Position: True Entire Circuit



Section	L1350	L1200	L1000	L800	L600	L400	L200
Section Times	1:20.98 (0:11.51)	1:09.47 [9] (0:10.92)	0:58.55 [7] (0:11.32)	0:47.22 [5] (0:11.62)	0:35.60 [5] (0:11.74)	0:23.86 [6] (0:11.43)	0:12.43 [6] (0:12.43)
Average Speed [km/h]	47.5	66.0	63.1	61.8	62.4	63.6	57.7
Top Speed [km/h]	64.7	67.5	65.2	62.9	63.3	64.3	61.8
Avg. Dist. to Rail [m]	5.2	1.7	2.9	1.3	3.1	4.6	4.5
Avg. Stride Freq. [Hz]	2.4	2.5	2.4	2.4	2.4	2.4	2.4
Avg. Stride Length [m]	6.0	7.4	7.3	7.3	7.4	7.3	7.1



- [] Ranking at each section and finish
- :-:- No data available at this section
- NA No data available

Horse/Jockey Name	Dream Smart/Cejay Graham
Finish Rank	8
Fastest Section Time (Section)	0:11.23 (1200-1000)
Top Speed [km/h] (Section)	64.9 (1200-1000)
Race State	Finished



Doomben QLD --Professional-2026-05-16

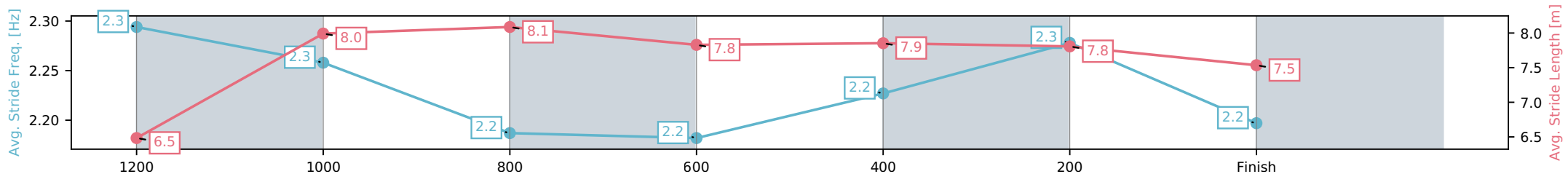
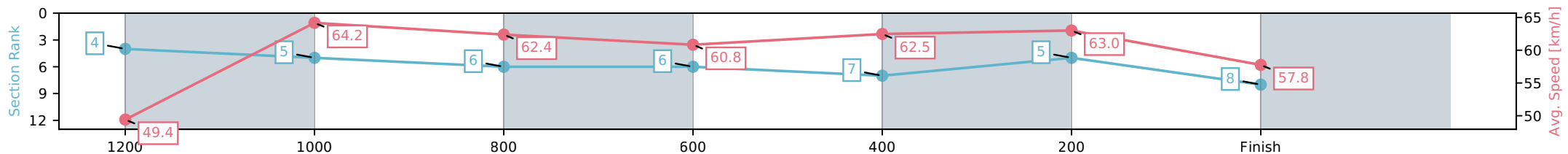
Race 1: MORETON HIRE Class 6 Handicap - 1350m

16 May 2026 - 11:50AM

Track Rating: Soft 7, Weather: Fine, Rail Position: True Entire Circuit



Section	L1350	L1200	L1000	L800	L600	L400	L200
Section Times	1:20.99 (0:11.04)	1:09.95 [4] (0:11.23)	0:58.73 [5] (0:11.56)	0:47.16 [6] (0:11.85)	0:35.31 [6] (0:11.45)	0:23.86 [7] (0:11.41)	0:12.45 [5] (0:12.45)
Average Speed [km/h]	49.4	64.2	62.4	60.8	62.5	63.0	57.8
Top Speed [km/h]	63.6	64.9	63.3	61.8	63.3	63.9	61.5
Avg. Dist. to Rail [m]	5.9	2.5	1.2	0.5	1.1	2.7	5.7
Avg. Stride Freq. [Hz]	2.3	2.3	2.2	2.2	2.2	2.3	2.2
Avg. Stride Length [m]	6.5	8.0	8.1	7.8	7.9	7.8	7.5



- [] Ranking at each section and finish
- :-:- No data available at this section
- NA No data available

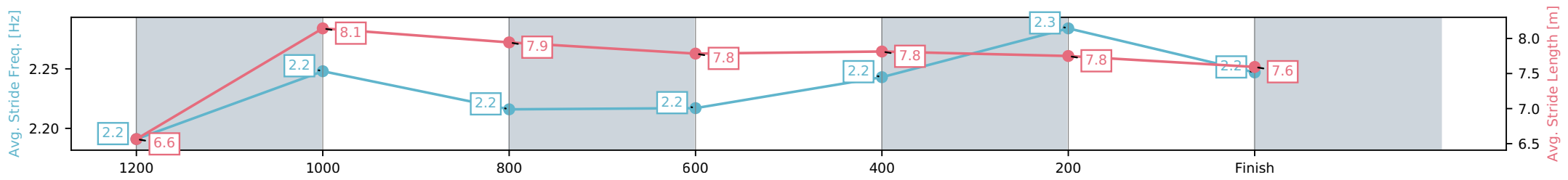
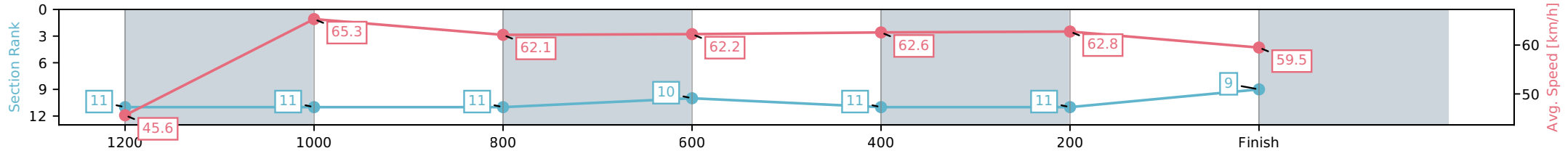
Horse/Jockey Name	Viminele/Jake Bayliss
Finish Rank	9
Fastest Section Time (Section)	0:11.03 (1200-1000)
Top Speed [km/h] (Section)	67.7 (1200-1000)
Race State	Finished



Doomben QLD --Professional-2026-05-16
 Race 1: MORETON HIRE Class 6 Handicap - 1350m
 16 May 2026 - 11:50AM
 Track Rating: Soft 7, Weather: Fine, Rail Position: True Entire Circuit



Section	L1350	L1200	L1000	L800	L600	L400	L200
Section Times	1:21.28 (0:12.00)	1:09.28 [11] (0:11.03)	0:58.24 [11] (0:11.59)	0:46.65 [11] (0:11.58)	0:35.07 [10] (0:11.46)	0:23.61 [11] (0:11.48)	0:12.13 [11] (0:12.13)
Average Speed [km/h]	45.6	65.3	62.1	62.2	62.6	62.8	59.5
Top Speed [km/h]	62.7	67.7	63.7	63.0	63.6	63.6	62.7
Avg. Dist. to Rail [m]	6.9	1.9	0.6	0.1	0.4	1.7	4.4
Avg. Stride Freq. [Hz]	2.2	2.2	2.2	2.2	2.2	2.3	2.2
Avg. Stride Length [m]	6.6	8.1	7.9	7.8	7.8	7.8	7.6



[] Ranking at each section and finish
 -:-:- No data available at this section
 NA No data available

Horse/Jockey Name	Bunker Hut/Jace McMurray
Finish Rank	10
Fastest Section Time (Section)	0:11.12 (1200-1000)
Top Speed [km/h] (Section)	65.4 (1200-1000)
Race State	Finished



Doomben QLD --Professional-2026-05-16

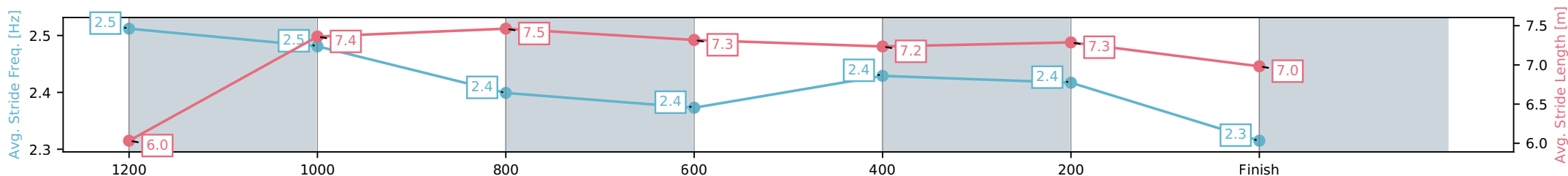
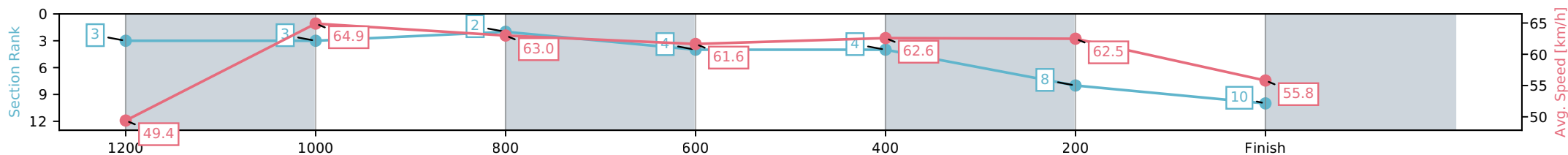
Race 1: MORETON HIRE Class 6 Handicap - 1350m

16 May 2026 - 11:50AM

Track Rating: Soft 7, Weather: Fine, Rail Position: True Entire Circuit



Section	L1350	L1200	L1000	L800	L600	L400	L200
Section Times	1:21.50 (0:11.03)	1:10.47 [3] (0:11.12)	0:59.35 [3] (0:11.39)	0:47.96 [2] (0:11.72)	0:36.24 [4] (0:11.79)	0:24.45 [4] (0:11.65)	0:12.80 [8] (0:12.80)
Average Speed [km/h]	49.4	64.9	63.0	61.6	62.6	62.5	55.8
Top Speed [km/h]	64.5	65.4	64.5	63.0	64.0	63.6	60.6
Avg. Dist. to Rail [m]	9.6	2.0	0.8	1.2	4.1	7.0	10.7
Avg. Stride Freq. [Hz]	2.5	2.5	2.4	2.4	2.4	2.4	2.3
Avg. Stride Length [m]	6.0	7.4	7.5	7.3	7.2	7.3	7.0



- [] Ranking at each section and finish
- :-:- No data available at this section
- NA No data available

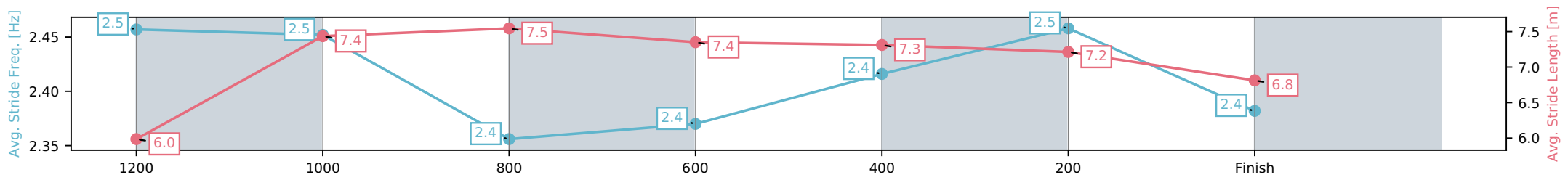
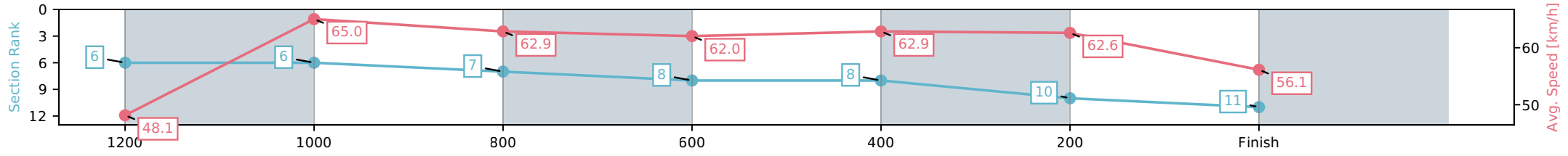
Horse/Jockey Name	Sammy Conquers All/Ron Stewart
Finish Rank	11
Fastest Section Time (Section)	0:11.08 (1200-1000)
Top Speed [km/h] (Section)	68.2 (1200-1000)
Race State	Finished



Doomben QLD --Professional-2026-05-16
 Race 1: MORETON HIRE Class 6 Handicap - 1350m
 16 May 2026 - 11:50AM
 Track Rating: Soft 7, Weather: Fine, Rail Position: True Entire Circuit



Section	L1350	L1200	L1000	L800	L600	L400	L200
Section Times	1:21.69 (0:11.33)	1:10.36 [6] (0:11.08)	0:59.28 [6] (0:11.57)	0:47.71 [7] (0:11.82)	0:35.89 [8] (0:11.55)	0:24.34 [8] (0:11.56)	0:12.78 [10] (0:12.78)
Average Speed [km/h]	48.1	65.0	62.9	62.0	62.9	62.6	56.1
Top Speed [km/h]	62.5	68.2	64.0	63.5	63.3	63.9	59.8
Avg. Dist. to Rail [m]	11.8	6.1	4.1	3.6	1.7	5.4	9.9
Avg. Stride Freq. [Hz]	2.5	2.5	2.4	2.4	2.4	2.5	2.4
Avg. Stride Length [m]	6.0	7.4	7.5	7.4	7.3	7.2	6.8



[] Ranking at each section and finish
 -:-:- No data available at this section
 NA No data available



Doomben QLD

Race 2: DRINKWISE BENCHMARK 85 Handicap - 1600m

16 May 2026 - 12:25PM

Track Rating: Soft 7, Weather: Fine, Rail Position: True Entire Circuit



BRISBANE
RACING CLUB

Field Times	1:37.00	1:23.16	1:11.79	0:59.71	0:47.41	0:35.12	0:23.35	0:11.85
(Race Tempo)	(0:13.84)	(0:11.37)	(0:12.08)	(0:12.30)	(0:12.29)	(0:11.78)	(0:11.50)	(0:11.85)

Rank	TAB#	Horse	Overall Time	First 400m	Top Speed km/h (Section)	L1600	L1400	L1200	L1000	L800	L600	L400	L200
	(BAR#)	Jockey	Margin (DT-W)	Last 600m	Fastest Section (Time)	Start - 1400	1400 - 1200	1200 - 1000	1000 - 800	800 - 600	600 - 400	400 - 200	200 - Finish
1	18	Kaluakoi	1:37.00	0:25.21	66.3 (1600 - 1400)	1:37.00	1:23.16 [1]	1:11.79 [1]	0:59.71 [1]	0:47.41 [1]	0:35.12 [1]	0:23.35 [1]	0:11.85 [1]
	(1)	Zac Purton		0:35.13	1400-1200 (0:11.37)	(0:13.84)	(0:11.37)	(0:12.08)	(0:12.30)	(0:12.29)	(0:11.78)	(0:11.50)	(0:11.85)
2	4	Cranky Harry	1:37.03	0:25.83	65.6 (400-200)	1:37.03	1:22.80 [6]	1:11.20 [6]	0:59.04 [5]	0:46.63 [6]	0:34.29 [6]	0:22.70 [6]	0:11.51 [4]
	(4)	Nash Rawiller	0.2L (+6)	0:34.29	400-200 (0:11.19)	(0:14.23)	(0:11.60)	(0:12.15)	(0:12.41)	(0:12.34)	(0:11.59)	(0:11.19)	(0:11.51)
3	23	Kairos Louie	1:37.48	0:25.50	67.1 (1600 - 1400)	1:37.48	1:23.60 [3]	1:11.98 [3]	0:59.81 [3]	0:47.52 [3]	0:35.32 [3]	0:23.58 [3]	0:12.08 [3]
	(2)	Robbie Dolan	2.8L (+1)	0:35.32	400-200 (0:11.50)	(0:13.88)	(0:11.62)	(0:12.16)	(0:12.29)	(0:12.21)	(0:11.74)	(0:11.50)	(0:12.08)
4	21	Blazing Harry	1:37.50	0:25.33	66.5 (1600 - 1400)	1:37.50	1:23.63 [2]	1:12.17 [2]	1:00.08 [2]	0:47.74 [2]	0:35.41 [2]	0:23.64 [2]	0:12.15 [2]
	(5)	Michael Rodd	2.9L (+0)	0:35.42	1400-1200 (0:11.46)	(0:13.87)	(0:11.46)	(0:12.09)	(0:12.33)	(0:12.33)	(0:11.77)	(0:11.50)	(0:12.15)
5	3	The Right Way	1:37.56	0:25.58	65.0 (1600 - 1400)	1:37.56	1:23.54 [4]	1:11.99 [4]	0:59.82 [4]	0:47.57 [4]	0:35.33 [4]	0:23.50 [4]	0:11.81 [5]
	(3)	Chelsea Baker	3.3L (+1)	0:35.33	1400-1200 (0:11.56)	(0:14.02)	(0:11.56)	(0:12.16)	(0:12.25)	(0:12.25)	(0:11.82)	(0:11.70)	(0:11.81)
6	9	Mississippi Prince	1:37.59	0:25.76	64.9 (1600 - 1400)	1:37.59	1:23.54 [5]	1:11.84 [5]	0:59.59 [6]	0:47.31 [5]	0:35.07 [5]	0:23.38 [5]	0:11.74 [8]
	(13)	Mark Du Plessis	3.4L (+0)	0:35.06	400-200 (0:11.64)	(0:14.06)	(0:11.70)	(0:12.24)	(0:12.28)	(0:12.24)	(0:11.68)	(0:11.64)	(0:11.74)
7	6	Galano	1:37.59	0:26.24	65.3 (400-200)	1:37.59	1:22.91 [10]	1:11.35 [8]	0:59.21 [8]	0:46.95 [8]	0:34.74 [9]	0:23.19 [7]	0:11.82 [7]
	(6)	Ben Melham	3.5L (-2)	0:34.75	400-200 (0:11.37)	(0:14.68)	(0:11.56)	(0:12.13)	(0:12.26)	(0:12.21)	(0:11.56)	(0:11.37)	(0:11.82)
7	11	Perfect Play	1:37.59	0:26.42	65.2 (400-200)	1:37.59	1:22.97 [8]	1:11.16 [10]	0:59.20 [9]	0:46.92 [9]	0:34.82 [7]	0:23.14 [9]	0:11.82 [6]
	(10)	Tommy Berry	3.5L (+2)	0:34.83	400-200 (0:11.32)	(0:14.62)	(0:11.80)	(0:11.96)	(0:12.28)	(0:12.09)	(0:11.69)	(0:11.32)	(0:11.82)
9	13	Diamond Epic	1:37.75	0:26.41	63.9 (1400-1200)	1:37.75	1:23.12 [9]	1:11.34 [9]	0:59.11 [10]	0:46.83 [11]	0:34.74 [10]	0:23.02 [11]	0:11.56 [11]
	(7)	Kyle Wilson-Taylor	4.4L (-5)	0:34.73	400-200 (0:11.46)	(0:14.63)	(0:11.78)	(0:12.22)	(0:12.29)	(0:12.09)	(0:11.71)	(0:11.46)	(0:11.56)
10	15	Nodachi	1:37.81	0:26.54	65.8 (400-200)	1:37.81	1:23.00 [11]	1:11.28 [12]	0:58.98 [12]	0:46.69 [12]	0:34.57 [12]	0:23.00 [12]	0:11.90 [10]
	(8)	Jake Bayliss	4.7L (-5)	0:34.57	400-200 (0:11.10)	(0:14.81)	(0:11.73)	(0:12.30)	(0:12.29)	(0:12.12)	(0:11.57)	(0:11.10)	(0:11.90)

Scratched: Demon Darb (#1), Speycaster (#5), Prince Levi (#7), Walking Painting (#8), Our Queen (#14), Extraordinaire (#17), Aix En Provence (#19), Just Flying (#20)

Report Created: Sat 16 May 2026

(Note: Races are conducted over an approximate distance as close as possible to the advertised distance, and recorded data may vary accordingly. Official times refer to race times only and do not include handicap times.)

[] Position in running at each section and finish
 TAB# Saddle cloth number
 --- No data available at this section
 BAR# Barrier/Gate Position
 NA No data available
 DNF Did not finish
 DNT Did not track
 DT-W Distance travelled compared to winner in metres

Fastest split
 Fastest section

data processed by TRIPLESDATA



Doomben QLD
Race 2: DRINKWISE BENCHMARK 85 Handicap - 1600m
 16 May 2026 - 12:25PM



BRISBANE
RACING CLUB

Track Rating: Soft 7, Weather: Fine, Rail Position: True Entire Circuit

Field Times (Race Tempo) 1:37.00 (0:13.84) 1:23.16 (0:11.37) 1:11.79 (0:12.08) 0:59.71 (0:12.30) 0:47.41 (0:12.29) 0:35.12 (0:11.78) 0:23.35 (0:11.50) 0:11.85 (0:11.85)

Rank	TAB#	Horse	Overall Time	First 400m	Top Speed km/h (Section)	L1600	L1400	L1200	L1000	L800	L600	L400	L200
	(BAR#)	Jockey	Margin (DT-W)	Last 600m	Fastest Section (Time)	Start - 1400	1400 - 1200	1200 - 1000	1000 - 800	800 - 600	600 - 400	400 - 200	200 - Finish
11	12	Eclair Awesome	1:37.83	0:27.02	66.7 (400-200)	1:37.83	1:22.61 [15]	1:10.82 [15]	0:58.44 [15]	0:45.99 [15]	0:33.87 [15]	0:22.36 [15]	0:11.23 [15]
	(15)	Ben Thompson	4.9L (+1)	0:33.86	400-200 (0:11.12)	(0:15.22)	(0:11.80)	(0:12.38)	(0:12.44)	(0:12.12)	(0:11.51)	(0:11.12)	(0:11.23)
12	22	All Kinds Of Folk	1:37.83	0:26.72	65.5 (400-200)	1:37.83	1:22.87 [12]	1:11.12 [14]	0:58.72 [14]	0:46.37 [14]	0:34.24 [14]	0:22.68 [14]	0:11.51 [14]
	(14)	Cejay Graham	4.9L (-3)	0:34.24	400-200 (0:11.17)	(0:14.96)	(0:11.76)	(0:12.40)	(0:12.35)	(0:12.13)	(0:11.56)	(0:11.17)	(0:11.51)
13	16	Harbourmaster	1:37.84	0:26.10	64.8 (1600 - 1400)	1:37.84	1:23.44 [7]	1:11.74 [7]	0:59.51 [7]	0:47.25 [7]	0:35.01 [8]	0:23.43 [8]	0:11.93 [9]
	(9)	Jace McMurray	4.9L (-2)	0:35.01	400-200 (0:11.50)	(0:14.40)	(0:11.70)	(0:12.23)	(0:12.26)	(0:12.24)	(0:11.58)	(0:11.50)	(0:11.93)
14	2	Mahagoni	1:38.29	0:26.70	64.0 (600-400)	1:38.29	1:23.28 [14]	1:11.59 [13]	0:59.25 [13]	0:47.03 [13]	0:34.98 [13]	0:23.45 [13]	0:12.03 [12]
	(12)	Courtney Bellamy	7.5L (+2)	0:34.98	400-200 (0:11.42)	(0:15.01)	(0:11.69)	(0:12.34)	(0:12.22)	(0:12.05)	(0:11.53)	(0:11.42)	(0:12.03)
15	10	Don't Stop	1:38.95	0:26.51	63.7 (1400-1200)	1:38.95	1:23.98 [13]	1:12.44 [11]	1:00.26 [11]	0:48.05 [10]	0:35.90 [11]	0:24.27 [10]	0:12.67 [13]
	(11)	Jag Guthmann-Chester	11.4L (+2)	0:35.89	1400-1200 (0:11.54)	(0:14.97)	(0:11.54)	(0:12.18)	(0:12.22)	(0:12.15)	(0:11.62)	(0:11.60)	(0:12.67)

Scratched: Demon Darb (#1), Speycaster (#5), Prince Levi (#7), Walking Painting (#8), Our Queen (#14), Extraordinaire (#17), Aix En Provence (#19), Just Flying (#20)

Report Created: Sat 16 May 2026

(Note: Races are conducted over an approximate distance as close as possible to the advertised distance, and recorded data may vary accordingly. Official times refer to race times only and do not include handicap times.)

[] Position in running at each section and finish TAB# Saddle cloth number

-:-:- No data available at this section

NA No data available

DNT Did not track

BAR# Barrier/Gate Position

DNF Did not finish

DT-W Distance travelled compared to winner in metres

Fastest split

Fastest section

data processed by TRIPLES DATA

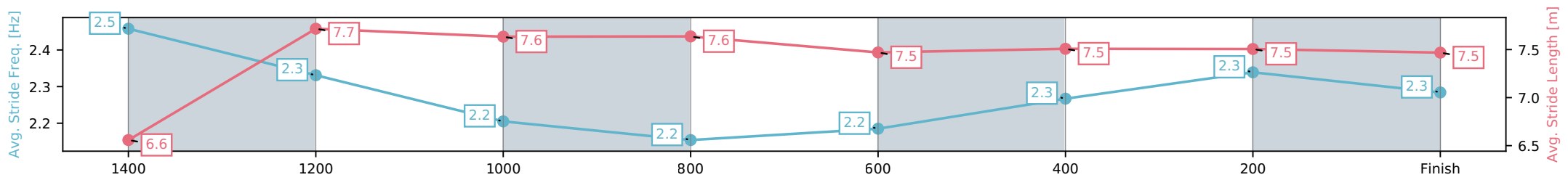
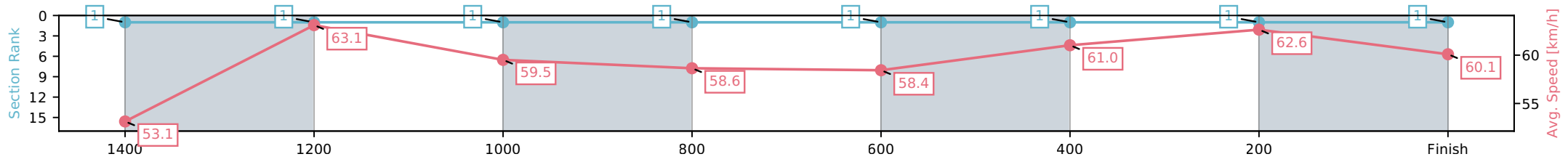
Horse/Jockey Name	Kaluakoi/Zac Purton
Finish Rank	1
Fastest Section Time (Section)	0:11.37 (1400-1200)
Top Speed [km/h] (Section)	66.3 (1600 - 1400)
Race State	Finished



Doomben QLD --Professional-2026-05-16
 Race 2: DRINKWISE BENCHMARK 85 Handicap - 1600m
 16 May 2026 - 12:25PM
 Track Rating: Soft 7, Weather: Fine, Rail Position: True Entire Circuit



Section	L1600	L1400	L1200	L1000	L800	L600	L400	L200
Section Times	1:37.00 (0:13.84)	1:23.16 [1] (0:11.37)	1:11.79 [1] (0:12.08)	0:59.71 [1] (0:12.30)	0:47.41 [1] (0:12.29)	0:35.12 [1] (0:11.78)	0:23.35 [1] (0:11.50)	0:11.85 [1] (0:11.85)
Average Speed [km/h]	53.1	63.1	59.5	58.6	58.4	61.0	62.6	60.1
Top Speed [km/h]	66.3	65.3	60.0	59.1	59.8	61.5	63.3	62.3
Avg. Dist. to Rail [m]	1.5	0.4	0.2	0.3	0.3	0.5	1.8	4.4
Avg. Stride Freq. [Hz]	2.5	2.3	2.2	2.2	2.2	2.3	2.3	2.3
Avg. Stride Length [m]	6.6	7.7	7.6	7.6	7.5	7.5	7.5	7.5



[] Ranking at each section and finish
 -:-:- No data available at this section
 NA No data available

Horse/Jockey Name	Cranky Harry/Nash Rawiller
Finish Rank	2
Fastest Section Time (Section)	0:11.19 (400-200)
Top Speed [km/h] (Section)	65.6 (400-200)
Race State	Finished



Doomben QLD --Professional-2026-05-16

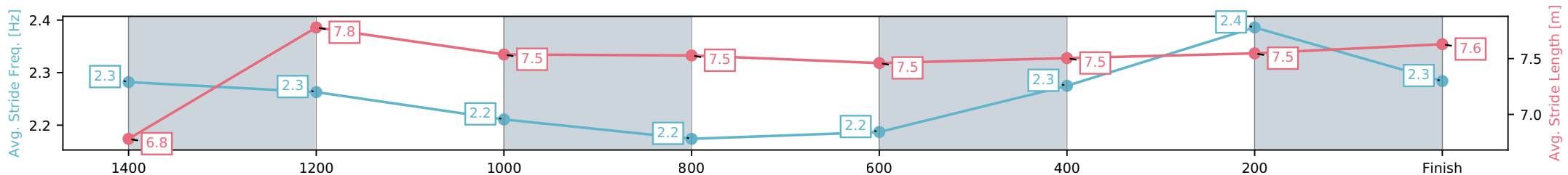
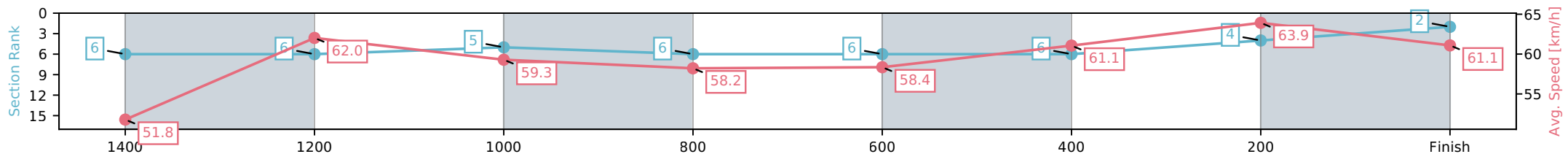
Race 2: DRINKWISE BENCHMARK 85 Handicap - 1600m

16 May 2026 - 12:25PM

Track Rating: Soft 7, Weather: Fine, Rail Position: True Entire Circuit



Section	L1600	L1400	L1200	L1000	L800	L600	L400	L200
Section Times	1:37.03 (0:14.23)	1:22.80 [6] (0:11.60)	1:11.20 [6] (0:12.15)	0:59.04 [5] (0:12.41)	0:46.63 [6] (0:12.34)	0:34.29 [6] (0:11.59)	0:22.70 [6] (0:11.19)	0:11.51 [4] (0:11.51)
Average Speed [km/h]	51.8	62.0	59.3	58.2	58.4	61.1	63.9	61.1
Top Speed [km/h]	64.3	65.0	60.5	59.3	59.3	62.7	65.6	62.7
Avg. Dist. to Rail [m]	2.7	0.7	1.6	1.6	0.5	3.2	2.2	2.4
Avg. Stride Freq. [Hz]	2.3	2.3	2.2	2.2	2.2	2.3	2.4	2.3
Avg. Stride Length [m]	6.8	7.8	7.5	7.5	7.5	7.5	7.5	7.6



- [] Ranking at each section and finish
- :-:- No data available at this section
- NA No data available

Horse/Jockey Name	Kairos Louie/Robbie Dolan
Finish Rank	3
Fastest Section Time (Section)	0:11.50 (400-200)
Top Speed [km/h] (Section)	67.1 (1600 - 1400)
Race State	Finished



Doomben QLD --Professional-2026-05-16

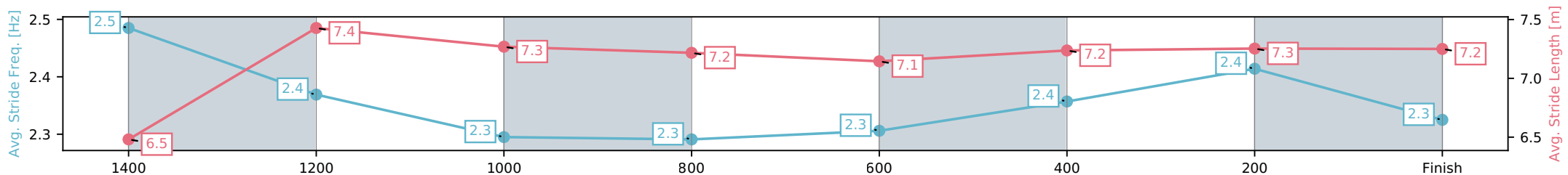
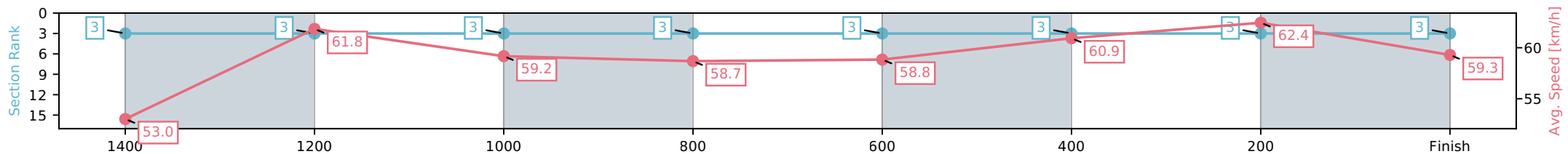
Race 2: DRINKWISE BENCHMARK 85 Handicap - 1600m

16 May 2026 - 12:25PM

Track Rating: Soft 7, Weather: Fine, Rail Position: True Entire Circuit



Section	L1600	L1400	L1200	L1000	L800	L600	L400	L200
Section Times	1:37.48 (0:13.88)	1:23.60 [3] (0:11.62)	1:11.98 [3] (0:12.16)	0:59.81 [3] (0:12.29)	0:47.52 [3] (0:12.21)	0:35.32 [3] (0:11.74)	0:23.58 [3] (0:11.50)	0:12.08 [3] (0:12.08)
Average Speed [km/h]	53.0	61.8	59.2	58.7	58.8	60.9	62.4	59.3
Top Speed [km/h]	67.1	65.2	59.6	59.9	60.2	62.0	63.5	61.5
Avg. Dist. to Rail [m]	1.6	0.3	0.5	0.7	0.4	1.2	1.2	1.6
Avg. Stride Freq. [Hz]	2.5	2.4	2.3	2.3	2.3	2.4	2.4	2.3
Avg. Stride Length [m]	6.5	7.4	7.3	7.2	7.1	7.2	7.3	7.2



[] Ranking at each section and finish
 -:-:- No data available at this section
 NA No data available

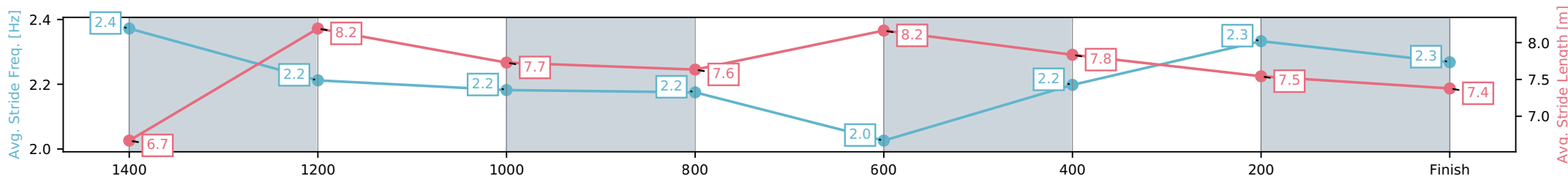
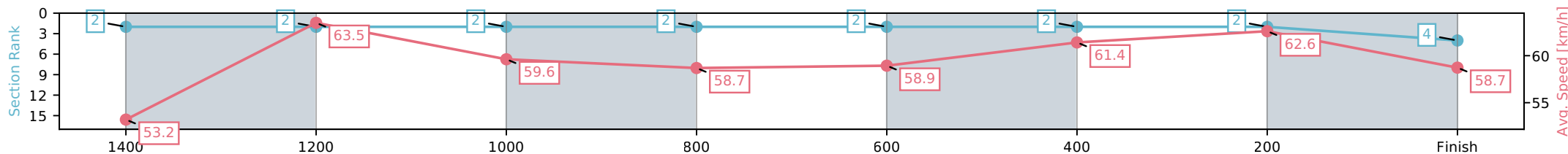
Horse/Jockey Name	Blazing Harry/Michael Rodd
Finish Rank	4
Fastest Section Time (Section)	0:11.46 (1400-1200)
Top Speed [km/h] (Section)	66.5 (1600 - 1400)
Race State	Finished



Doomben QLD --Professional-2026-05-16
 Race 2: DRINKWISE BENCHMARK 85 Handicap - 1600m
 16 May 2026 - 12:25PM
 Track Rating: Soft 7, Weather: Fine, Rail Position: True Entire Circuit



Section	L1600	L1400	L1200	L1000	L800	L600	L400	L200
Section Times	1:37.50 (0:13.87)	1:23.63 [2] (0:11.46)	1:12.17 [2] (0:12.09)	1:00.08 [2] (0:12.33)	0:47.74 [2] (0:12.33)	0:35.41 [2] (0:11.77)	0:23.64 [2] (0:11.50)	0:12.15 [2] (0:12.15)
Average Speed [km/h]	53.2	63.5	59.6	58.7	58.9	61.4	62.6	58.7
Top Speed [km/h]	66.5	66.0	60.5	59.4	60.4	62.4	63.4	61.0
Avg. Dist. to Rail [m]	4.5	1.9	2.3	2.2	1.8	0.6	1.8	3.5
Avg. Stride Freq. [Hz]	2.4	2.2	2.2	2.2	2.0	2.2	2.3	2.3
Avg. Stride Length [m]	6.7	8.2	7.7	7.6	8.2	7.8	7.5	7.4



[] Ranking at each section and finish
 -:-:- No data available at this section
 NA No data available

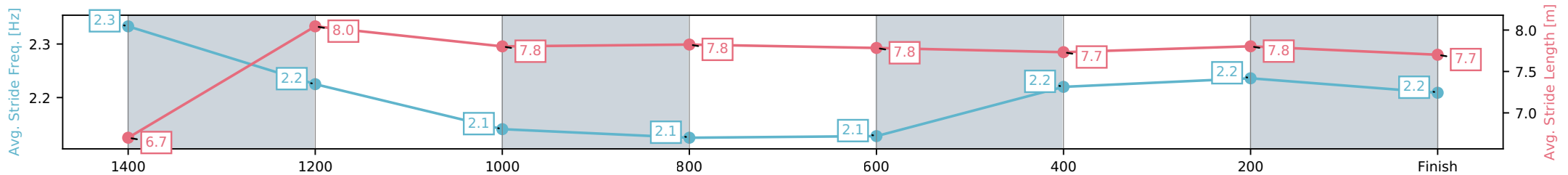
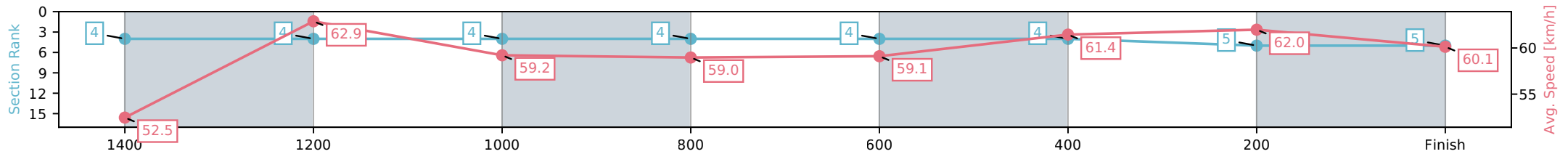
Horse/Jockey Name	The Right Way/Chelsea Baker
Finish Rank	5
Fastest Section Time (Section)	0:11.56 (1400-1200)
Top Speed [km/h] (Section)	65.0 (1600 - 1400)
Race State	Finished



Doomben QLD --Professional-2026-05-16
 Race 2: DRINKWISE BENCHMARK 85 Handicap - 1600m
 16 May 2026 - 12:25PM
 Track Rating: Soft 7, Weather: Fine, Rail Position: True Entire Circuit



Section	L1600	L1400	L1200	L1000	L800	L600	L400	L200
Section Times	1:37.56 (0:14.02)	1:23.54 [4] (0:11.56)	1:11.99 [4] (0:12.16)	0:59.82 [4] (0:12.25)	0:47.57 [4] (0:12.25)	0:35.33 [4] (0:11.82)	0:23.50 [4] (0:11.70)	0:11.81 [5] (0:11.81)
Average Speed [km/h]	52.5	62.9	59.2	59.0	59.1	61.4	62.0	60.1
Top Speed [km/h]	65.0	65.0	59.9	59.3	60.2	62.0	62.3	62.0
Avg. Dist. to Rail [m]	3.5	1.4	1.7	1.6	1.2	1.3	4.6	6.0
Avg. Stride Freq. [Hz]	2.3	2.2	2.1	2.1	2.1	2.2	2.2	2.2
Avg. Stride Length [m]	6.7	8.0	7.8	7.8	7.8	7.7	7.8	7.7



[] Ranking at each section and finish
 -:-:- No data available at this section
 NA No data available

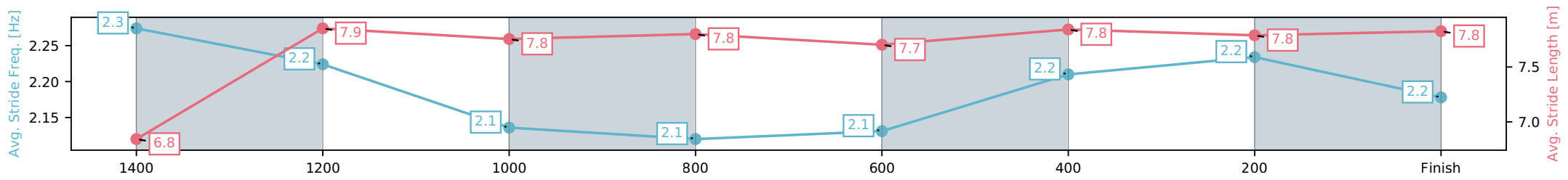
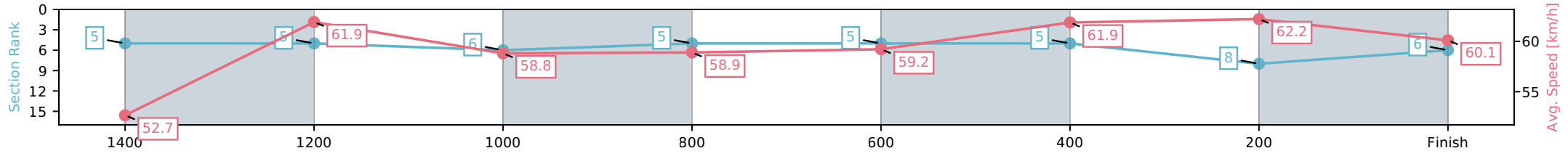
Horse/Jockey Name	Mississippi Prince/Mark Du Plessis
Finish Rank	6
Fastest Section Time (Section)	0:11.64 (400-200)
Top Speed [km/h] (Section)	64.9 (1600 - 1400)
Race State	Finished



Doomben QLD --Professional-2026-05-16
 Race 2: DRINKWISE BENCHMARK 85 Handicap - 1600m
 16 May 2026 - 12:25PM
 Track Rating: Soft 7, Weather: Fine, Rail Position: True Entire Circuit



Section	L1600	L1400	L1200	L1000	L800	L600	L400	L200
Section Times	1:37.59 (0:14.06)	1:23.54 [5] (0:11.70)	1:11.84 [5] (0:12.24)	0:59.59 [6] (0:12.28)	0:47.31 [5] (0:12.24)	0:35.07 [5] (0:11.68)	0:23.38 [5] (0:11.64)	0:11.74 [8] (0:11.74)
Average Speed [km/h]	52.7	61.9	58.8	58.9	59.2	61.9	62.2	60.1
Top Speed [km/h]	64.9	64.8	60.5	59.3	60.9	63.2	63.0	62.3
Avg. Dist. to Rail [m]	8.9	1.3	0.5	1.6	1.1	0.9	3.4	4.7
Avg. Stride Freq. [Hz]	2.3	2.2	2.1	2.1	2.1	2.2	2.2	2.2
Avg. Stride Length [m]	6.8	7.9	7.8	7.8	7.7	7.8	7.8	7.8



[] Ranking at each section and finish
 -:-:- No data available at this section
 NA No data available

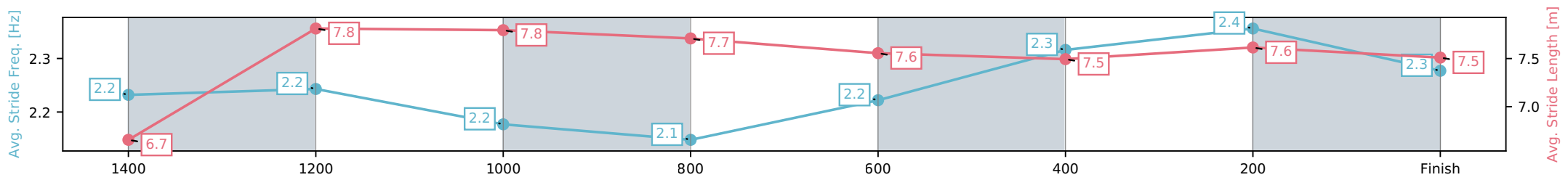
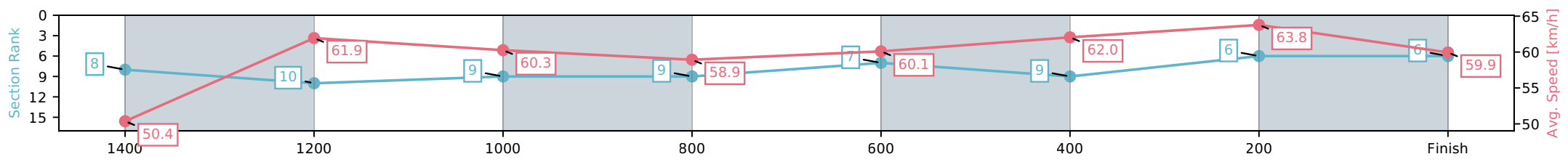
Horse/Jockey Name	Galano/Ben Melham
Finish Rank	7
Fastest Section Time (Section)	0:11.37 (400-200)
Top Speed [km/h] (Section)	65.3 (400-200)
Race State	Finished



Doomben QLD --Professional-2026-05-16
 Race 2: DRINKWISE BENCHMARK 85 Handicap - 1600m
 16 May 2026 - 12:25PM
 Track Rating: Soft 7, Weather: Fine, Rail Position: True Entire Circuit



Section	L1600	L1400	L1200	L1000	L800	L600	L400	L200
Section Times	1:37.59 (0:14.68)	1:22.91 [10] (0:11.56)	1:11.35 [8] (0:12.13)	0:59.21 [8] (0:12.26)	0:46.95 [8] (0:12.21)	0:34.74 [9] (0:11.56)	0:23.19 [7] (0:11.37)	0:11.82 [7] (0:11.82)
Average Speed [km/h]	50.2	62.7	59.4	58.9	59.1	61.9	63.3	60.0
Top Speed [km/h]	63.2	64.9	60.1	60.1	60.1	63.2	65.3	62.6
Avg. Dist. to Rail [m]	3.6	1.3	2.7	1.9	0.5	1.2	1.6	2.8
Avg. Stride Freq. [Hz]	2.3	2.3	2.2	2.2	2.2	2.3	2.3	2.3
Avg. Stride Length [m]	6.5	7.6	7.4	7.5	7.5	7.5	7.6	7.5



[] Ranking at each section and finish
 -:-:- No data available at this section
 NA No data available

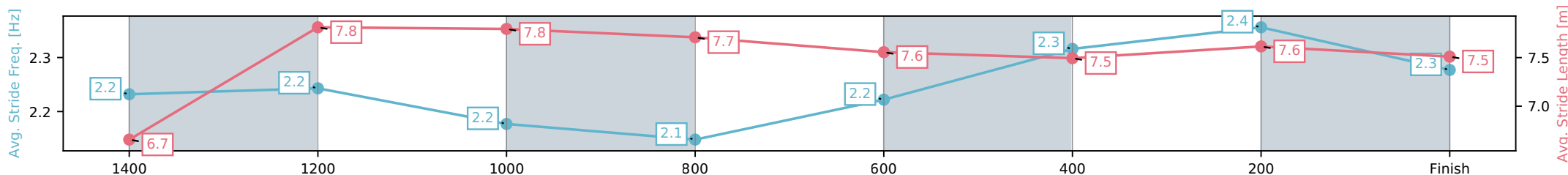
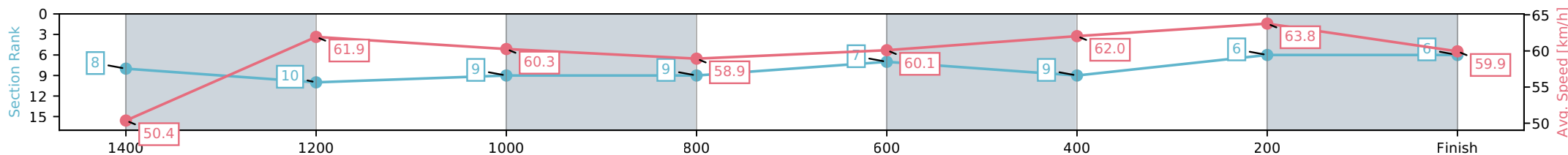
Horse/Jockey Name	Perfect Play/Tommy Berry
Finish Rank	7
Fastest Section Time (Section)	0:11.32 (400-200)
Top Speed [km/h] (Section)	65.2 (400-200)
Race State	Finished



Doomben QLD --Professional-2026-05-16
 Race 2: DRINKWISE BENCHMARK 85 Handicap - 1600m
 16 May 2026 - 12:25PM
 Track Rating: Soft 7, Weather: Fine, Rail Position: True Entire Circuit



Section	L1600	L1400	L1200	L1000	L800	L600	L400	L200
Section Times	1:37.59 (0:14.62)	1:22.97 [8] (0:11.80)	1:11.16 [10] (0:11.96)	0:59.20 [9] (0:12.28)	0:46.92 [9] (0:12.09)	0:34.82 [7] (0:11.69)	0:23.14 [9] (0:11.32)	0:11.82 [6] (0:11.82)
Average Speed [km/h]	50.4	61.9	60.3	58.9	60.1	62.0	63.8	59.9
Top Speed [km/h]	63.0	64.0	61.8	59.5	61.1	62.9	65.2	62.8
Avg. Dist. to Rail [m]	7.7	2.3	2.6	2.6	1.8	1.1	2.9	4.4
Avg. Stride Freq. [Hz]	2.2	2.2	2.2	2.1	2.2	2.3	2.4	2.3
Avg. Stride Length [m]	6.7	7.8	7.8	7.7	7.6	7.5	7.6	7.5



- [] Ranking at each section and finish
- :-:- No data available at this section
- NA No data available

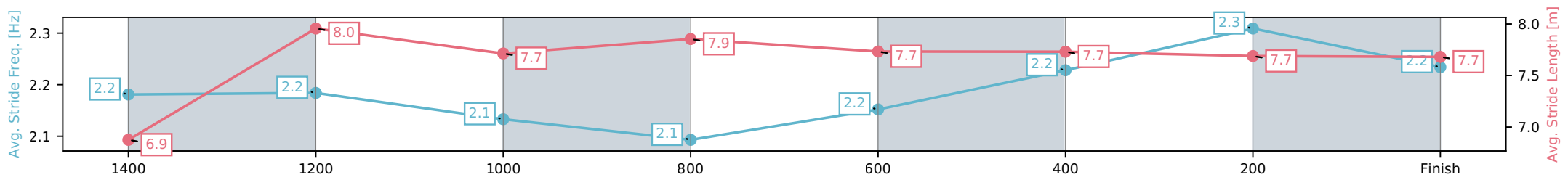
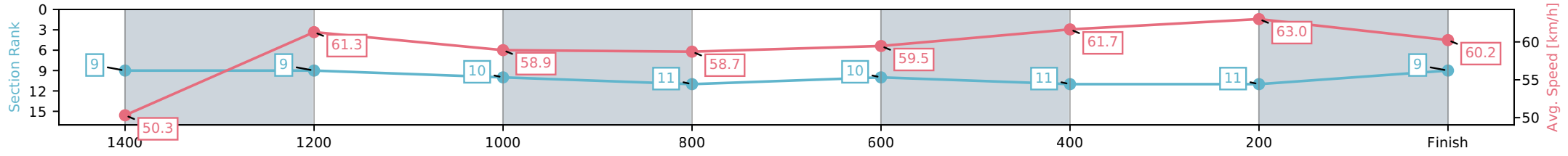
Horse/Jockey Name	Diamond Epic/Kyle Wilson-Taylor
Finish Rank	9
Fastest Section Time (Section)	0:11.46 (400-200)
Top Speed [km/h] (Section)	63.9 (1400-1200)
Race State	Finished



Doomben QLD --Professional-2026-05-16
 Race 2: DRINKWISE BENCHMARK 85 Handicap - 1600m
 16 May 2026 - 12:25PM
 Track Rating: Soft 7, Weather: Fine, Rail Position: True Entire Circuit



Section	L1600	L1400	L1200	L1000	L800	L600	L400	L200
Section Times	1:37.75 (0:14.63)	1:23.12 [9] (0:11.78)	1:11.34 [9] (0:12.22)	0:59.11 [10] (0:12.29)	0:46.83 [11] (0:12.09)	0:34.74 [10] (0:11.71)	0:23.02 [11] (0:11.46)	0:11.56 [11] (0:11.56)
Average Speed [km/h]	50.3	61.3	58.9	58.7	59.5	61.7	63.0	60.2
Top Speed [km/h]	62.5	63.9	60.5	59.2	60.4	62.6	63.8	62.3
Avg. Dist. to Rail [m]	4.2	0.6	0.7	0.8	0.1	0.3	4.5	7.2
Avg. Stride Freq. [Hz]	2.2	2.2	2.1	2.1	2.2	2.2	2.3	2.2
Avg. Stride Length [m]	6.9	8.0	7.7	7.9	7.7	7.7	7.7	7.7



[] Ranking at each section and finish
 -:-:- No data available at this section
 NA No data available

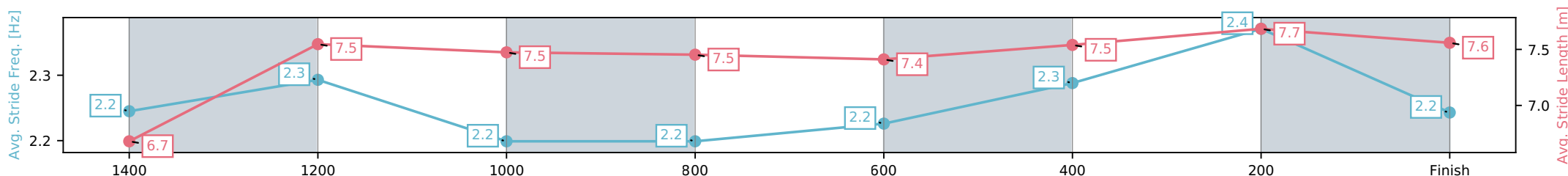
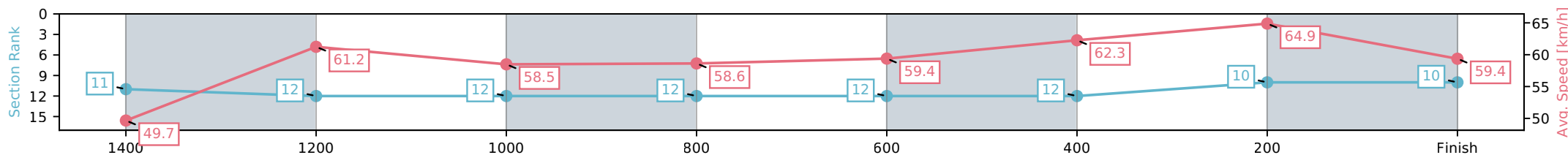
Horse/Jockey Name	Nodachi/Jake Bayliss
Finish Rank	10
Fastest Section Time (Section)	0:11.10 (400-200)
Top Speed [km/h] (Section)	65.8 (400-200)
Race State	Finished



Doomben QLD --Professional-2026-05-16
 Race 2: DRINKWISE BENCHMARK 85 Handicap - 1600m
 16 May 2026 - 12:25PM
 Track Rating: Soft 7, Weather: Fine, Rail Position: True Entire Circuit



Section	L1600	L1400	L1200	L1000	L800	L600	L400	L200
Section Times	1:37.81 (0:14.81)	1:23.00 [11] (0:11.73)	1:11.28 [12] (0:12.30)	0:58.98 [12] (0:12.29)	0:46.69 [12] (0:12.12)	0:34.57 [12] (0:11.57)	0:23.00 [12] (0:11.10)	0:11.90 [10] (0:11.90)
Average Speed [km/h]	49.7	61.2	58.5	58.6	59.4	62.3	64.9	59.4
Top Speed [km/h]	61.6	63.5	60.0	59.3	60.4	64.0	65.8	62.9
Avg. Dist. to Rail [m]	5.8	0.6	0.3	0.4	0.2	0.2	2.1	2.4
Avg. Stride Freq. [Hz]	2.2	2.3	2.2	2.2	2.2	2.3	2.4	2.2
Avg. Stride Length [m]	6.7	7.5	7.5	7.5	7.4	7.5	7.7	7.6



- [] Ranking at each section and finish
- :-:- No data available at this section
- NA No data available

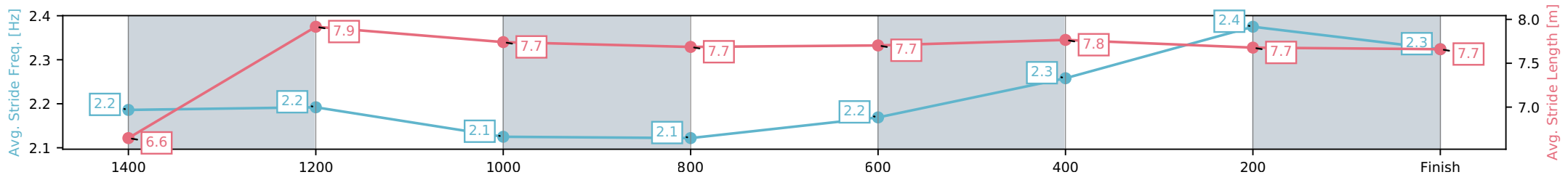
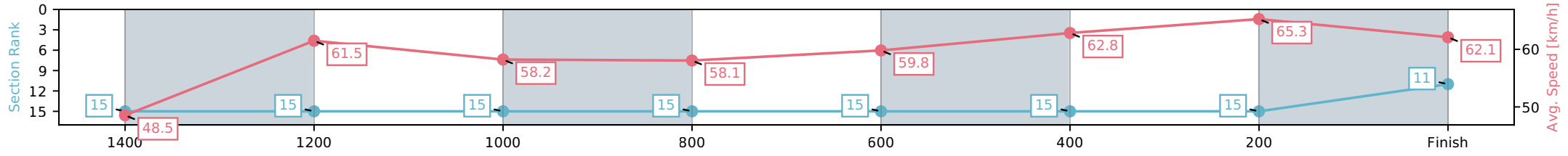
Horse/Jockey Name	Eclair Awesome/Ben Thompson
Finish Rank	11
Fastest Section Time (Section)	0:11.12 (400-200)
Top Speed [km/h] (Section)	66.7 (400-200)
Race State	Finished



Doomben QLD --Professional-2026-05-16
 Race 2: DRINKWISE BENCHMARK 85 Handicap - 1600m
 16 May 2026 - 12:25PM
 Track Rating: Soft 7, Weather: Fine, Rail Position: True Entire Circuit



Section	L1600	L1400	L1200	L1000	L800	L600	L400	L200
Section Times	1:37.83 (0:15.22)	1:22.61 [15] (0:11.80)	1:10.82 [15] (0:12.38)	0:58.44 [15] (0:12.44)	0:45.99 [15] (0:12.12)	0:33.87 [15] (0:11.51)	0:22.36 [15] (0:11.12)	0:11.23 [15] (0:11.23)
Average Speed [km/h]	48.5	61.5	58.2	58.1	59.8	62.8	65.3	62.1
Top Speed [km/h]	60.3	62.5	58.8	59.4	60.8	63.9	66.7	65.0
Avg. Dist. to Rail [m]	10.7	1.1	2.6	2.1	1.1	1.2	6.0	11.5
Avg. Stride Freq. [Hz]	2.2	2.2	2.1	2.1	2.2	2.3	2.4	2.3
Avg. Stride Length [m]	6.6	7.9	7.7	7.7	7.7	7.8	7.7	7.7



[] Ranking at each section and finish
 -:-:- No data available at this section
 NA No data available

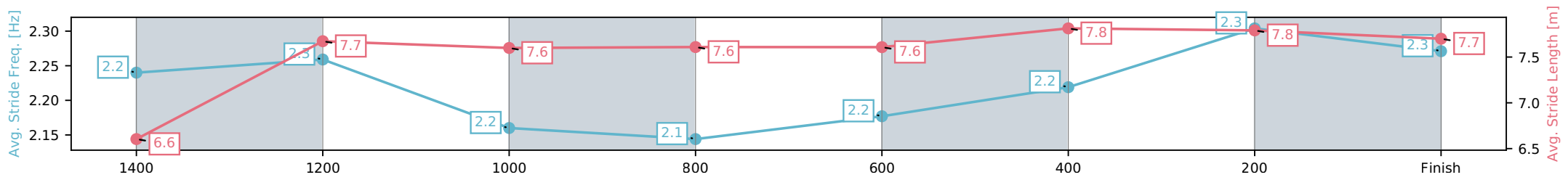
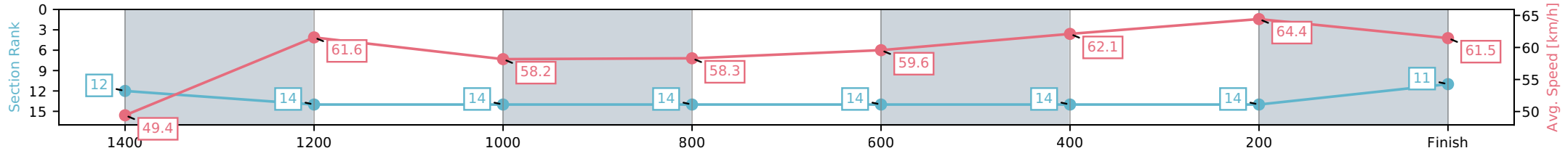
Horse/Jockey Name	All Kinds Of Folk/Cejay Graham
Finish Rank	12
Fastest Section Time (Section)	0:11.17 (400-200)
Top Speed [km/h] (Section)	65.5 (400-200)
Race State	Finished



Doomben QLD --Professional-2026-05-16
 Race 2: DRINKWISE BENCHMARK 85 Handicap - 1600m
 16 May 2026 - 12:25PM
 Track Rating: Soft 7, Weather: Fine, Rail Position: True Entire Circuit



Section	L1600	L1400	L1200	L1000	L800	L600	L400	L200
Section Times	1:37.83 (0:14.96)	1:22.87 [12] (0:11.76)	1:11.12 [14] (0:12.40)	0:58.72 [14] (0:12.35)	0:46.37 [14] (0:12.13)	0:34.24 [14] (0:11.56)	0:22.68 [14] (0:11.17)	0:11.51 [14] (0:11.51)
Average Speed [km/h]	49.4	61.6	58.2	58.3	59.6	62.1	64.4	61.5
Top Speed [km/h]	61.2	63.0	59.4	59.5	60.1	62.9	65.5	64.3
Avg. Dist. to Rail [m]	9.7	0.7	1.8	1.4	0.5	0.7	2.1	2.3
Avg. Stride Freq. [Hz]	2.2	2.3	2.2	2.1	2.2	2.2	2.3	2.3
Avg. Stride Length [m]	6.6	7.7	7.6	7.6	7.6	7.8	7.8	7.7



[] Ranking at each section and finish
 -:-:- No data available at this section
 NA No data available

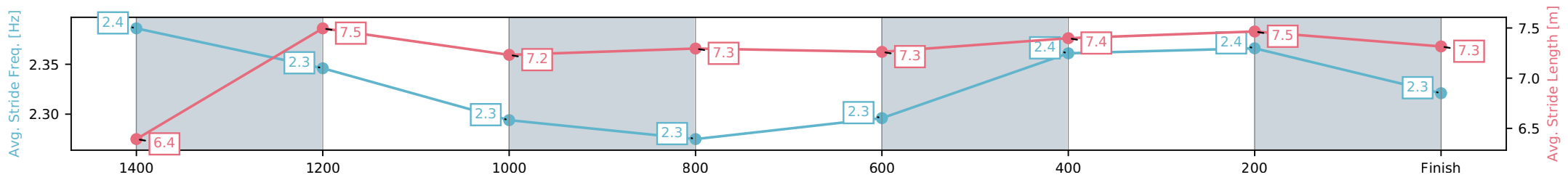
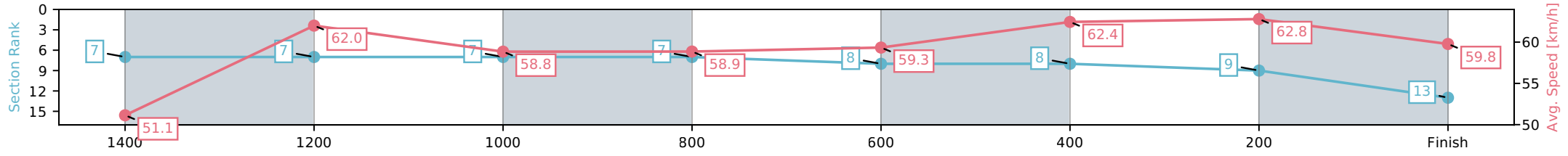
Horse/Jockey Name	Harbourmaster/Jace McMurray
Finish Rank	13
Fastest Section Time (Section)	0:11.50 (400-200)
Top Speed [km/h] (Section)	64.8 (1600 - 1400)
Race State	Finished



Doomben QLD --Professional-2026-05-16
 Race 2: DRINKWISE BENCHMARK 85 Handicap - 1600m
 16 May 2026 - 12:25PM
 Track Rating: Soft 7, Weather: Fine, Rail Position: True Entire Circuit



Section	L1600	L1400	L1200	L1000	L800	L600	L400	L200
Section Times	1:37.84 (0:14.40)	1:23.44 [7] (0:11.70)	1:11.74 [7] (0:12.23)	0:59.51 [7] (0:12.26)	0:47.25 [7] (0:12.24)	0:35.01 [8] (0:11.58)	0:23.43 [8] (0:11.50)	0:11.93 [9] (0:11.93)
Average Speed [km/h]	51.1	62.0	58.8	58.9	59.3	62.4	62.8	59.8
Top Speed [km/h]	64.8	64.5	60.6	59.4	60.4	63.8	63.7	62.2
Avg. Dist. to Rail [m]	6.3	1.0	1.0	1.2	1.4	0.9	2.7	5.0
Avg. Stride Freq. [Hz]	2.4	2.3	2.3	2.3	2.3	2.4	2.4	2.3
Avg. Stride Length [m]	6.4	7.5	7.2	7.3	7.3	7.4	7.5	7.3



[] Ranking at each section and finish
 -:-:- No data available at this section
 NA No data available

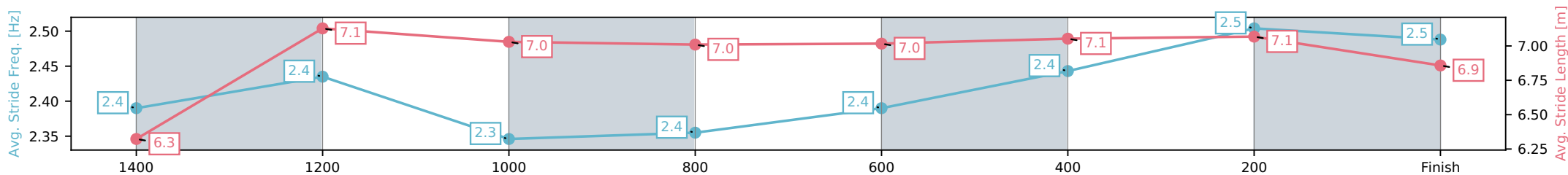
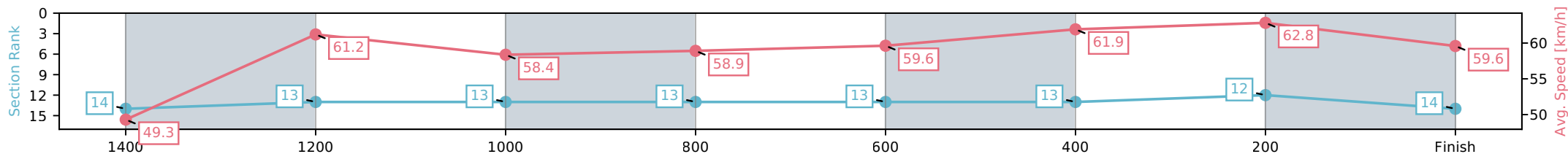
Horse/Jockey Name	Mahagoni/Courtney Bellamy
Finish Rank	14
Fastest Section Time (Section)	0:11.42 (400-200)
Top Speed [km/h] (Section)	64.0 (600-400)
Race State	Finished



Doomben QLD --Professional-2026-05-16
 Race 2: DRINKWISE BENCHMARK 85 Handicap - 1600m
 16 May 2026 - 12:25PM
 Track Rating: Soft 7, Weather: Fine, Rail Position: True Entire Circuit



Section	L1600	L1400	L1200	L1000	L800	L600	L400	L200
Section Times	1:38.29 (0:15.01)	1:23.28 [14] (0:11.69)	1:11.59 [13] (0:12.34)	0:59.25 [13] (0:12.22)	0:47.03 [13] (0:12.05)	0:34.98 [13] (0:11.53)	0:23.45 [13] (0:11.42)	0:12.03 [12] (0:12.03)
Average Speed [km/h]	49.3	61.2	58.4	58.9	59.6	61.9	62.8	59.6
Top Speed [km/h]	63.7	63.1	59.6	60.0	60.3	64.0	64.0	62.2
Avg. Dist. to Rail [m]	6.7	0.8	0.4	0.3	0.4	1.5	1.1	0.5
Avg. Stride Freq. [Hz]	2.4	2.4	2.3	2.4	2.4	2.4	2.5	2.5
Avg. Stride Length [m]	6.3	7.1	7.0	7.0	7.0	7.1	7.1	6.9



[] Ranking at each section and finish
 -:-:- No data available at this section
 NA No data available

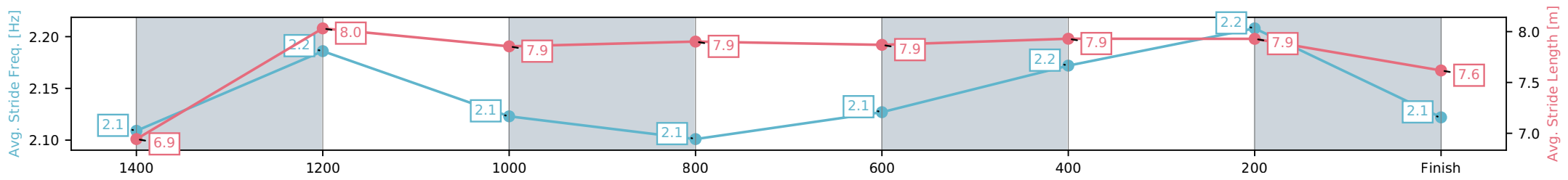
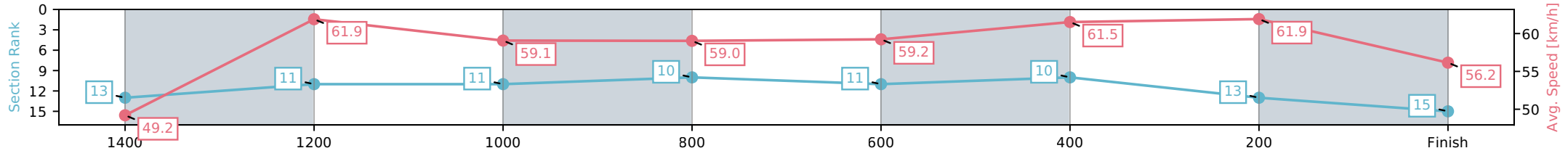
Horse/Jockey Name	Don't Stop/Jag Guthmann-Chester
Finish Rank	15
Fastest Section Time (Section)	0:11.54 (1400-1200)
Top Speed [km/h] (Section)	63.7 (1400-1200)
Race State	Finished



Doomben QLD --Professional-2026-05-16
 Race 2: DRINKWISE BENCHMARK 85 Handicap - 1600m
 16 May 2026 - 12:25PM
 Track Rating: Soft 7, Weather: Fine, Rail Position: True Entire Circuit



Section	L1600	L1400	L1200	L1000	L800	L600	L400	L200
Section Times	1:38.95 (0:14.97)	1:23.98 [13] (0:11.54)	1:12.44 [11] (0:12.18)	1:00.26 [11] (0:12.22)	0:48.05 [10] (0:12.15)	0:35.90 [11] (0:11.62)	0:24.27 [10] (0:11.60)	0:12.67 [13] (0:12.67)
Average Speed [km/h]	49.2	61.9	59.1	59.0	59.2	61.5	61.9	56.2
Top Speed [km/h]	63.4	63.7	60.0	59.8	60.0	62.3	63.0	60.1
Avg. Dist. to Rail [m]	5.4	1.0	0.4	0.5	0.2	1.1	0.8	0.8
Avg. Stride Freq. [Hz]	2.1	2.2	2.1	2.1	2.1	2.2	2.2	2.1
Avg. Stride Length [m]	6.9	8.0	7.9	7.9	7.9	7.9	7.9	7.6



[] Ranking at each section and finish
 -:-:- No data available at this section
 NA No data available



Doomben QLD
Race 3: XXXX QTIS 3-Y-O Plate - 1350m
 16 May 2026 - 1:00PM



BRISBANE
RACING CLUB

Track Rating: Soft 7, Weather: Fine, Rail Position: True Entire Circuit

Field Times (Race Tempo) 1:20.80 1:10.01 0:58.90 0:47.19 0:35.04 0:23.46 0:12.15
 (0:10.79) (0:11.11) (0:11.71) (0:12.14) (0:11.59) (0:11.30) (0:12.15)

Rank	TAB#	Horse	Overall Time	First 400m	Top Speed km/h (Section)	L1350	L1200	L1000	L800	L600	L400	L200	
	(BAR#)	Jockey	Margin (DT-W)	Last 600m	Fastest Section (Time)	Start - 1200	1200 - 1000	1000 - 800	800 - 600	600 - 400	400 - 200	200 - Finish	
1	4	Estremo	1:20.80	0:25.47	66.5 (400-200)	1:20.80	1:09.66 [4]	0:58.16 [5]	0:46.44 [5]	0:34.44 [5]	0:22.90 [5]	0:11.86 [3]	
	(5)	Ben Melham		0:34.45	400-200 (0:11.04)	(0:11.14)	(0:11.50)	(0:11.71)	(0:12.00)	(0:11.55)	(0:11.04)	(0:11.86)	
2	3	Fabulantes	1:21.01	0:25.82	67.4 (400-200)	1:21.01	1:09.56 [7]	0:58.04 [7]	0:46.39 [7]	0:34.33 [8]	0:22.90 [8]	0:11.93 [6]	
	(4)	Zac Purton	1.2L (+1)	0:34.32	400-200 (0:10.96)	(0:11.45)	(0:11.53)	(0:11.65)	(0:12.06)	(0:11.43)	(0:10.96)	(0:11.93)	
3	7	Kohler Kid	1:21.03	0:25.36	65.0 (400-200)	1:21.03	1:09.84 [5]	0:58.51 [4]	0:46.80 [4]	0:34.77 [4]	0:23.36 [3]	0:12.22 [2]	
	(1)	Justin P Stanley	1.4L (+7)	0:34.77	400-200 (0:11.14)	(0:11.19)	(0:11.33)	(0:11.71)	(0:12.03)	(0:11.41)	(0:11.14)	(0:12.22)	
4	1	Burma Star	1:21.28	0:26.05	65.5 (400-200)	1:21.28	1:09.83 [8]	0:58.11 [9]	0:46.38 [10]	0:34.19 [10]	0:22.98 [10]	0:11.92 [8]	
	(9)	Ryan Maloney	2.9L (+5)	0:34.19	400-200 (0:11.06)	(0:11.45)	(0:11.72)	(0:11.72)	(0:12.19)	(0:11.21)	(0:11.06)	(0:11.92)	
5	12	Artistic Venture	1:21.34	0:25.70	64.4 (400-200)	1:21.34	1:10.06 [6]	0:58.54 [6]	0:46.85 [6]	0:34.82 [6]	0:23.26 [7]	0:11.94 [9]	
	(2)	Tim Clark	3.2L (+3)	0:34.82	400-200 (0:11.32)	(0:11.28)	(0:11.52)	(0:11.69)	(0:12.02)	(0:11.56)	(0:11.32)	(0:11.94)	
6	2	Hidden Achievement	1:21.47	0:25.23	65.2 (1200-1000)	1:21.47	1:10.34 [3]	0:59.09 [3]	0:47.31 [3]	0:35.28 [3]	0:23.75 [4]	0:12.45 [5]	
	(3)	James McDonald	4.0L (+9)	0:35.29	1200-1000 (0:11.25)	(0:11.13)	(0:11.25)	(0:11.78)	(0:12.03)	(0:11.54)	(0:11.30)	(0:12.45)	
7	13	Smexy	1:21.48	0:25.18	65.1 (1200-1000)	1:21.48	1:10.42 [2]	0:59.16 [2]	0:47.44 [2]	0:35.51 [2]	0:23.92 [2]	0:12.50 [4]	
	(7)	Tommy Berry	4.0L (-1)	0:35.52	1200-1000 (0:11.26)	(0:11.06)	(0:11.26)	(0:11.71)	(0:11.93)	(0:11.60)	(0:11.42)	(0:12.50)	
8	10	Urban Lad	1:21.71	0:24.71	66.0 (1200-1000)	1:21.71	1:10.92 [1]	0:59.81 [1]	0:48.10 [1]	0:35.95 [1]	0:24.37 [1]	0:13.06 [1]	
	(10)	Martin Harley	5.4L (+2)	0:35.95	1200-1000 (0:11.11)	(0:10.79)	(0:11.11)	(0:11.72)	(0:12.14)	(0:11.59)	(0:11.30)	(0:13.06)	
9	11	Toro Chase	1:21.92	0:26.08	64.1 (400-200)	1:21.92	1:10.23 [10]	0:58.69 [10]	0:47.15 [9]	0:35.07 [9]	0:23.75 [9]	0:12.40 [10]	
	(8)	Montana Philpot	6.6L (+15)	0:35.07	600-400 (0:11.32)	(0:11.69)	(0:11.54)	(0:11.54)	(0:12.08)	(0:11.32)	(0:11.35)	(0:12.40)	
10	15	Sweet Pretender	1:22.08	0:25.92	64.9 (400-200)	1:22.08	1:10.43 [9]	0:59.05 [8]	0:47.40 [8]	0:35.43 [7]	0:24.05 [6]	0:12.72 [7]	
	(6)	Robbie Dolan	7.5L (+3)	0:35.43	400-200 (0:11.32)	(0:11.65)	(0:11.38)	(0:11.65)	(0:11.97)	(0:11.39)	(0:11.32)	(0:12.72)	

Scratched: Aerodrome (#5), He's Tru Blue (#6), Lockyer (#8), Camelight (#9), Power Reece (#14)

Report Created: Sat 16 May 2026

(Note: Races are conducted over an approximate distance as close as possible to the advertised distance, and recorded data may vary accordingly. Official times refer to race times only and do not include handicap times.)

[] Position in running at each section and finish TAB# Saddle cloth number
 -:-:- No data available at this section BAR# Barrier/Gate Position
 NA No data available DNF Did not finish
 DNT Did not track DT-W Distance travelled compared to winner in metres

Fastest split
 Fastest section

Page 1/11
 data processed by TRIPLESDATA

Horse/Jockey Name	Estremo/Ben Melham
Finish Rank	1
Fastest Section Time (Section)	0:11.04 (400-200)
Top Speed [km/h] (Section)	66.5 (400-200)
Race State	Finished



Doomben QLD --Professional-2026-05-16

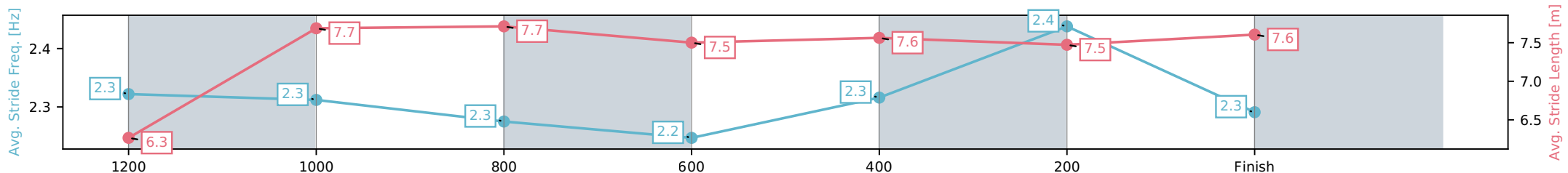
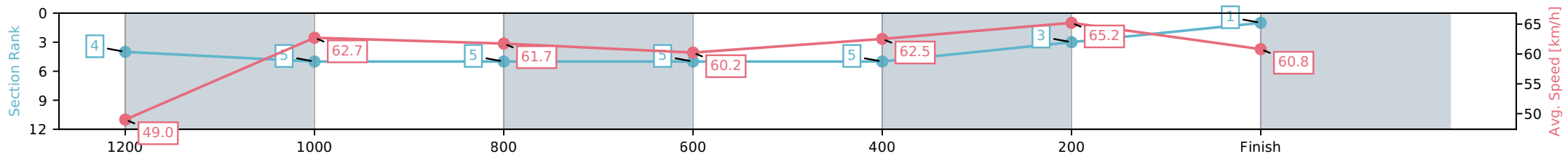
Race 3: XXXX QTIS 3-Y-O Plate - 1350m

16 May 2026 - 1:00PM

Track Rating: Soft 7, Weather: Fine, Rail Position: True Entire Circuit



Section	L1350	L1200	L1000	L800	L600	L400	L200
Section Times	1:20.80 (0:11.14)	1:09.66 [4] (0:11.50)	0:58.16 [5] (0:11.71)	0:46.44 [5] (0:12.00)	0:34.44 [5] (0:11.55)	0:22.90 [5] (0:11.04)	0:11.86 [3] (0:11.86)
Average Speed [km/h]	49.0	62.7	61.7	60.2	62.5	65.2	60.8
Top Speed [km/h]	63.1	64.1	63.4	62.4	64.6	66.5	64.5
Avg. Dist. to Rail [m]	6.8	3.1	2.9	0.7	0.9	2.1	3.7
Avg. Stride Freq. [Hz]	2.3	2.3	2.3	2.2	2.3	2.4	2.3
Avg. Stride Length [m]	6.3	7.7	7.7	7.5	7.6	7.5	7.6



- [] Ranking at each section and finish
- :-:- No data available at this section
- NA No data available

Horse/Jockey Name	Fabulantes/Zac Purton
Finish Rank	2
Fastest Section Time (Section)	0:10.96 (400-200)
Top Speed [km/h] (Section)	67.4 (400-200)
Race State	Finished



Doomben QLD --Professional-2026-05-16

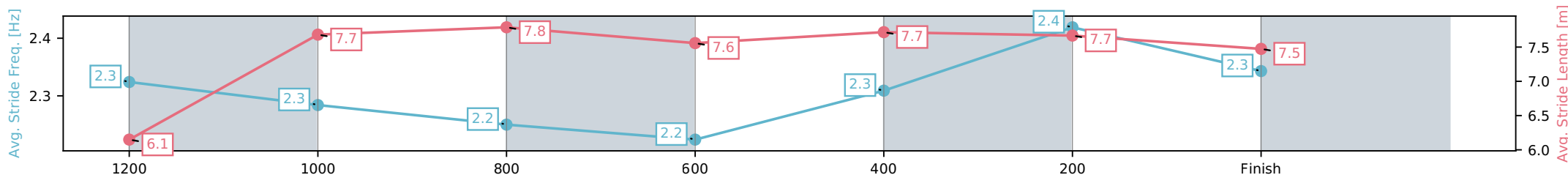
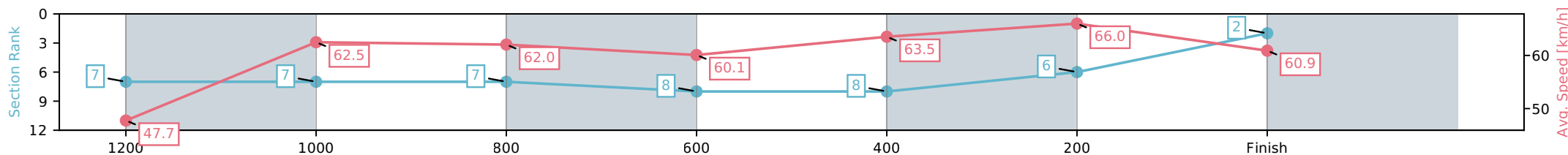
Race 3: XXXX QTIS 3-Y-O Plate - 1350m

16 May 2026 - 1:00PM

Track Rating: Soft 7, Weather: Fine, Rail Position: True Entire Circuit



Section	L1350	L1200	L1000	L800	L600	L400	L200
Section Times	1:21.01 (0:11.45)	1:09.56 [7] (0:11.53)	0:58.04 [7] (0:11.65)	0:46.39 [7] (0:12.06)	0:34.33 [8] (0:11.43)	0:22.90 [8] (0:10.96)	0:11.93 [6] (0:11.93)
Average Speed [km/h]	47.7	62.5	62.0	60.1	63.5	66.0	60.9
Top Speed [km/h]	61.7	63.4	63.1	62.2	64.9	67.4	64.5
Avg. Dist. to Rail [m]	5.6	2.1	2.3	0.9	1.4	3.9	5.4
Avg. Stride Freq. [Hz]	2.3	2.3	2.2	2.2	2.3	2.4	2.3
Avg. Stride Length [m]	6.1	7.7	7.8	7.6	7.7	7.7	7.5



- [] Ranking at each section and finish
- :-:- No data available at this section
- NA No data available

Horse/Jockey Name	Kohler Kid/Justin P Stanley
Finish Rank	3
Fastest Section Time (Section)	0:11.14 (400-200)
Top Speed [km/h] (Section)	65.0 (400-200)
Race State	Finished



Doomben QLD --Professional-2026-05-16

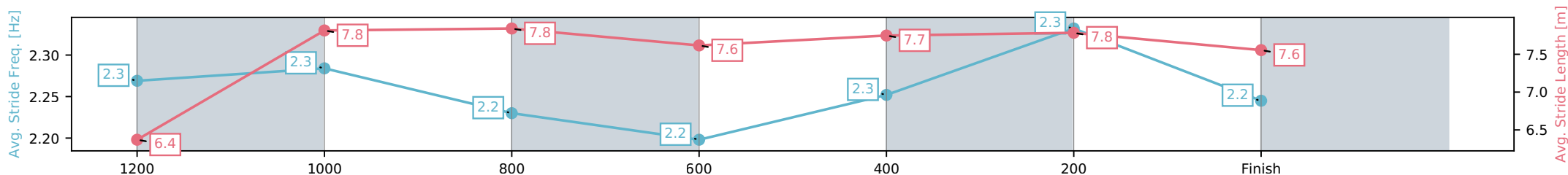
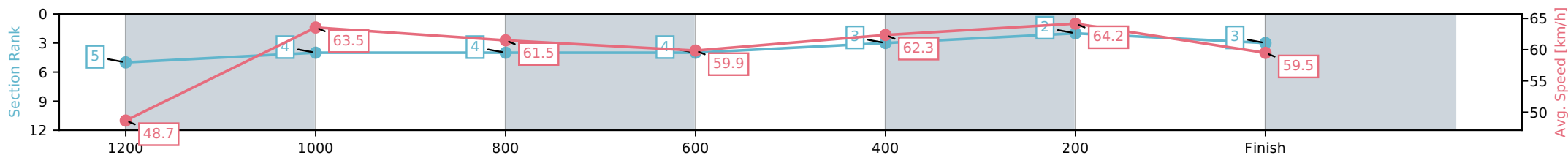
Race 3: XXXX QTIS 3-Y-O Plate - 1350m

16 May 2026 - 1:00PM

Track Rating: Soft 7, Weather: Fine, Rail Position: True Entire Circuit



Section	L1350	L1200	L1000	L800	L600	L400	L200
Section Times	1:21.03 (0:11.19)	1:09.84 [5] (0:11.33)	0:58.51 [4] (0:11.71)	0:46.80 [4] (0:12.03)	0:34.77 [4] (0:11.41)	0:23.36 [3] (0:11.14)	0:12.22 [2] (0:12.22)
Average Speed [km/h]	48.7	63.5	61.5	59.9	62.3	64.2	59.5
Top Speed [km/h]	62.3	64.2	63.7	61.3	63.8	65.0	62.6
Avg. Dist. to Rail [m]	3.1	0.6	0.8	0.3	1.9	1.8	0.6
Avg. Stride Freq. [Hz]	2.3	2.3	2.2	2.2	2.3	2.3	2.2
Avg. Stride Length [m]	6.4	7.8	7.8	7.6	7.7	7.8	7.6



- [] Ranking at each section and finish
- :-:- No data available at this section
- NA No data available

Horse/Jockey Name	Burma Star/Ryan Maloney
Finish Rank	4
Fastest Section Time (Section)	0:11.06 (400-200)
Top Speed [km/h] (Section)	65.5 (400-200)
Race State	Finished



Doomben QLD --Professional-2026-05-16

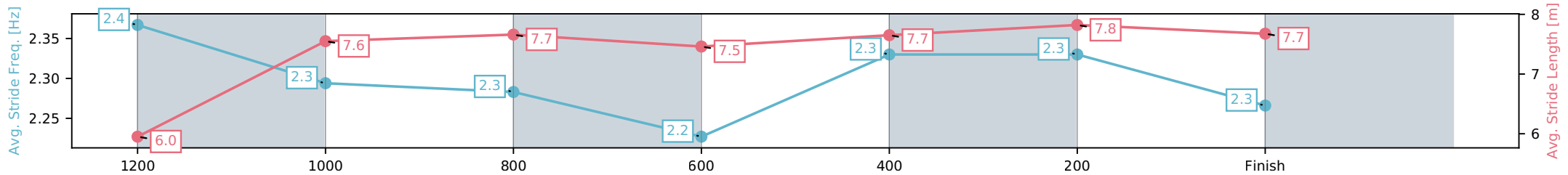
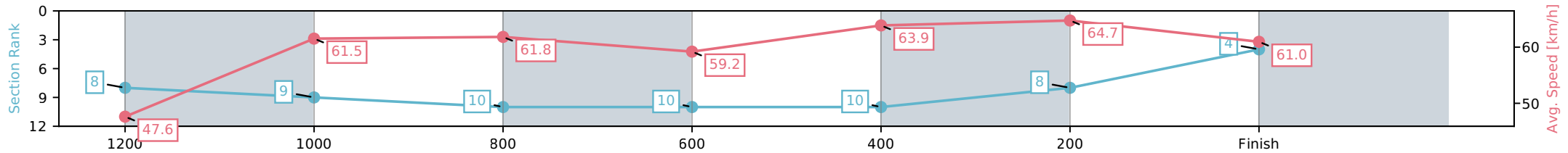
Race 3: XXXX QTIS 3-Y-O Plate - 1350m

16 May 2026 - 1:00PM

Track Rating: Soft 7, Weather: Fine, Rail Position: True Entire Circuit



Section	L1350	L1200	L1000	L800	L600	L400	L200
Section Times	1:21.28 (0:11.45)	1:09.83 [8] (0:11.72)	0:58.11 [9] (0:11.72)	0:46.38 [10] (0:12.19)	0:34.19 [10] (0:11.21)	0:22.98 [10] (0:11.06)	0:11.92 [8] (0:11.92)
Average Speed [km/h]	47.6	61.5	61.8	59.2	63.9	64.7	61.0
Top Speed [km/h]	61.7	62.6	62.9	61.7	64.8	65.5	64.4
Avg. Dist. to Rail [m]	8.6	2.8	2.5	0.7	0.8	2.0	0.8
Avg. Stride Freq. [Hz]	2.4	2.3	2.3	2.2	2.3	2.3	2.3
Avg. Stride Length [m]	6.0	7.6	7.7	7.5	7.7	7.8	7.7



- [] Ranking at each section and finish
- :-:- No data available at this section
- NA No data available

Horse/Jockey Name	Artistic Venture/Tim Clark
Finish Rank	5
Fastest Section Time (Section)	0:11.32 (400-200)
Top Speed [km/h] (Section)	64.4 (400-200)
Race State	Finished



Doomben QLD --Professional-2026-05-16

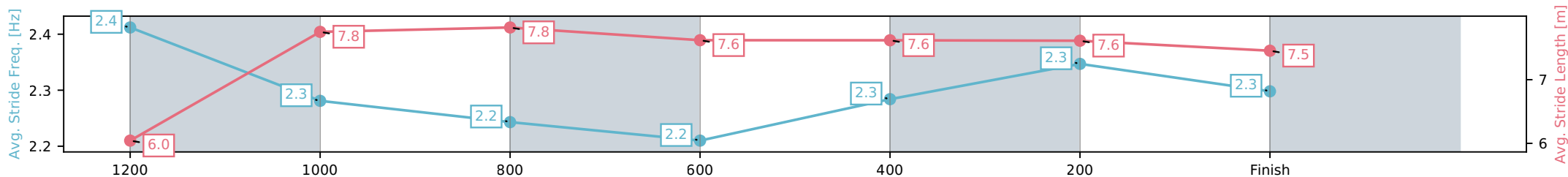
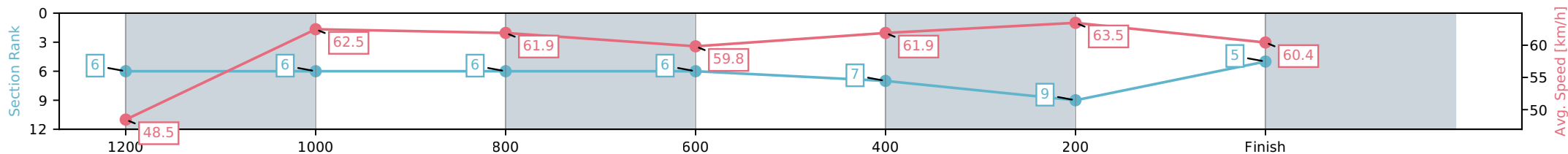
Race 3: XXXX QTIS 3-Y-O Plate - 1350m

16 May 2026 - 1:00PM

Track Rating: Soft 7, Weather: Fine, Rail Position: True Entire Circuit



Section	L1350	L1200	L1000	L800	L600	L400	L200
Section Times	1:21.34 (0:11.28)	1:10.06 [6] (0:11.52)	0:58.54 [6] (0:11.69)	0:46.85 [6] (0:12.02)	0:34.82 [6] (0:11.56)	0:23.26 [7] (0:11.32)	0:11.94 [9] (0:11.94)
Average Speed [km/h]	48.5	62.5	61.9	59.8	61.9	63.5	60.4
Top Speed [km/h]	61.8	63.3	63.0	61.0	63.5	64.4	62.5
Avg. Dist. to Rail [m]	3.9	1.7	2.2	0.4	0.9	1.4	3.3
Avg. Stride Freq. [Hz]	2.4	2.3	2.2	2.2	2.3	2.3	2.3
Avg. Stride Length [m]	6.0	7.8	7.8	7.6	7.6	7.6	7.5



- [] Ranking at each section and finish
- :-:- No data available at this section
- NA No data available

Horse/Jockey Name	Hidden Achievement/James McDonald
Finish Rank	6
Fastest Section Time (Section)	0:11.25 (1200-1000)
Top Speed [km/h] (Section)	65.2 (1200-1000)
Race State	Finished



Doomben QLD --Professional-2026-05-16

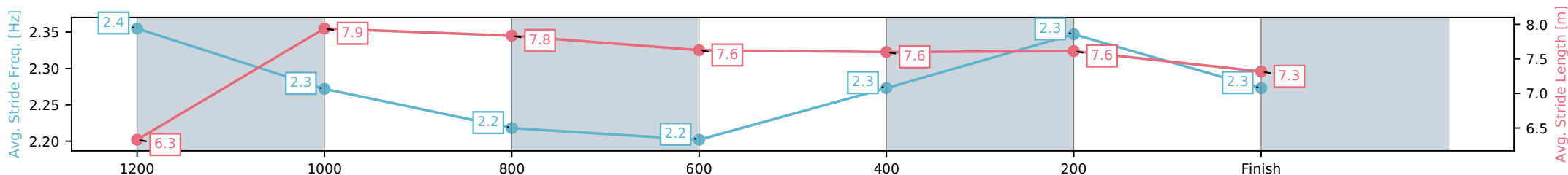
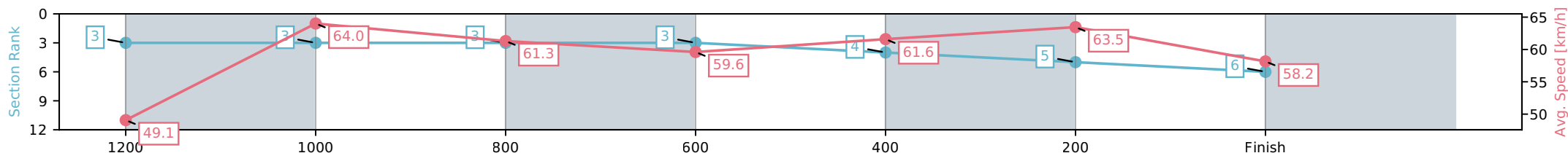
Race 3: XXXX QTIS 3-Y-O Plate - 1350m

16 May 2026 - 1:00PM

Track Rating: Soft 7, Weather: Fine, Rail Position: True Entire Circuit



Section	L1350	L1200	L1000	L800	L600	L400	L200
Section Times	1:21.47 (0:11.13)	1:10.34 [3] (0:11.25)	0:59.09 [3] (0:11.78)	0:47.31 [3] (0:12.03)	0:35.28 [3] (0:11.54)	0:23.75 [4] (0:11.30)	0:12.45 [5] (0:12.45)
Average Speed [km/h]	49.1	64.0	61.3	59.6	61.6	63.5	58.2
Top Speed [km/h]	64.2	65.2	63.4	60.8	63.3	64.5	61.9
Avg. Dist. to Rail [m]	5.4	2.3	1.9	1.2	2.1	1.4	1.8
Avg. Stride Freq. [Hz]	2.4	2.3	2.2	2.2	2.3	2.3	2.3
Avg. Stride Length [m]	6.3	7.9	7.8	7.6	7.6	7.6	7.3



- [] Ranking at each section and finish
- :-:- No data available at this section
- NA No data available

Horse/Jockey Name	Smexy/Tommy Berry
Finish Rank	7
Fastest Section Time (Section)	0:11.26 (1200-1000)
Top Speed [km/h] (Section)	65.1 (1200-1000)
Race State	Finished



Doomben QLD --Professional-2026-05-16

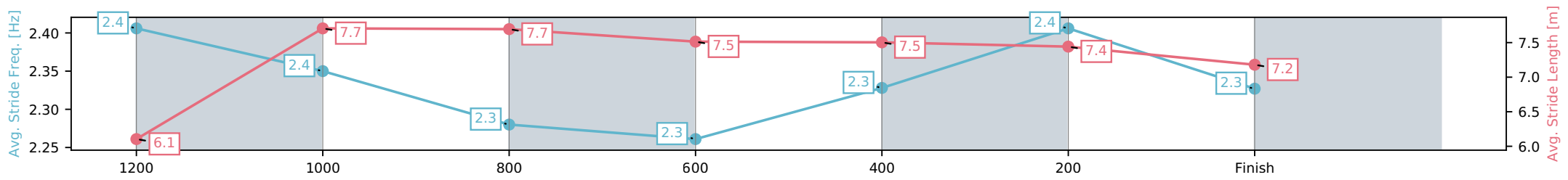
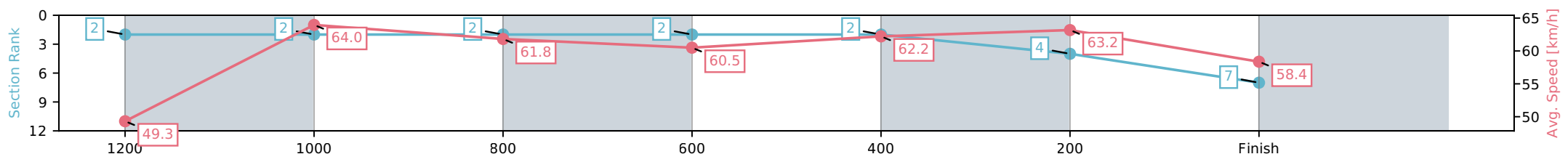
Race 3: XXXX QTIS 3-Y-O Plate - 1350m

16 May 2026 - 1:00PM

Track Rating: Soft 7, Weather: Fine, Rail Position: True Entire Circuit



Section	L1350	L1200	L1000	L800	L600	L400	L200
Section Times	1:21.48 (0:11.06)	1:10.42 [2] (0:11.26)	0:59.16 [2] (0:11.71)	0:47.44 [2] (0:11.93)	0:35.51 [2] (0:11.60)	0:23.92 [2] (0:11.42)	0:12.50 [4] (0:12.50)
Average Speed [km/h]	49.3	64.0	61.8	60.5	62.2	63.2	58.4
Top Speed [km/h]	64.4	65.1	63.5	61.7	63.9	64.5	62.0
Avg. Dist. to Rail [m]	9.0	4.1	2.9	0.7	0.5	2.2	4.9
Avg. Stride Freq. [Hz]	2.4	2.4	2.3	2.3	2.3	2.4	2.3
Avg. Stride Length [m]	6.1	7.7	7.7	7.5	7.5	7.4	7.2



[] Ranking at each section and finish
 -:-:- No data available at this section
 NA No data available

Horse/Jockey Name	Urban Lad/Martin Harley
Finish Rank	8
Fastest Section Time (Section)	0:11.11 (1200-1000)
Top Speed [km/h] (Section)	66.0 (1200-1000)
Race State	Finished



Doomben QLD --Professional-2026-05-16

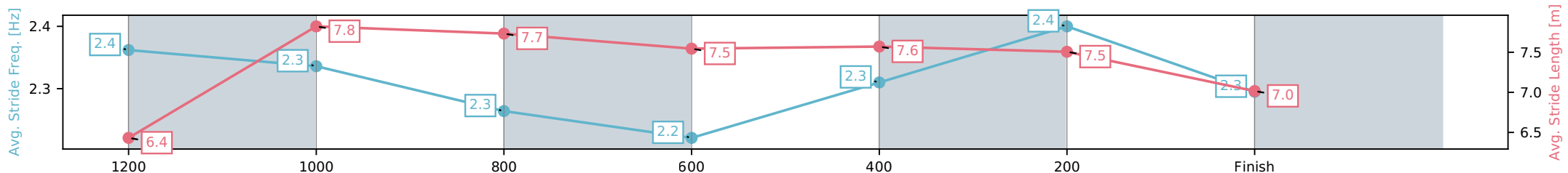
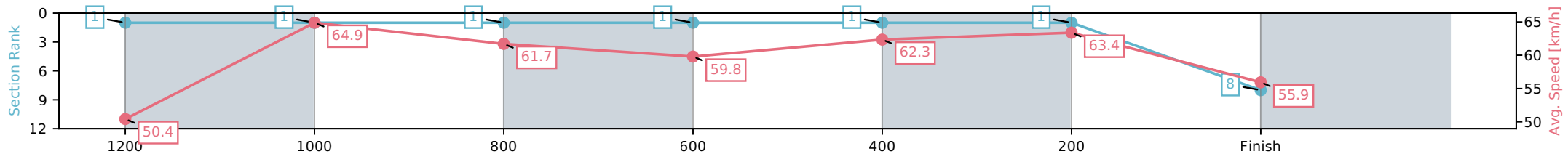
Race 3: XXXX QTIS 3-Y-O Plate - 1350m

16 May 2026 - 1:00PM

Track Rating: Soft 7, Weather: Fine, Rail Position: True Entire Circuit



Section	L1350	L1200	L1000	L800	L600	L400	L200
Section Times	1:21.71 (0:10.79)	1:10.92 [1] (0:11.11)	0:59.81 [1] (0:11.72)	0:48.10 [1] (0:12.14)	0:35.95 [1] (0:11.59)	0:24.37 [1] (0:11.30)	0:13.06 [1] (0:13.06)
Average Speed [km/h]	50.4	64.9	61.7	59.8	62.3	63.4	55.9
Top Speed [km/h]	63.6	66.0	64.3	61.3	64.1	64.6	61.0
Avg. Dist. to Rail [m]	10.5	3.0	1.9	1.4	0.8	0.5	2.3
Avg. Stride Freq. [Hz]	2.4	2.3	2.3	2.2	2.3	2.4	2.3
Avg. Stride Length [m]	6.4	7.8	7.7	7.5	7.6	7.5	7.0



- [] Ranking at each section and finish
- :-:- No data available at this section
- NA No data available

Horse/Jockey Name	Toro Chase/Montana Philpot
Finish Rank	9
Fastest Section Time (Section)	0:11.32 (600-400)
Top Speed [km/h] (Section)	64.1 (400-200)
Race State	Finished



Doomben QLD --Professional-2026-05-16

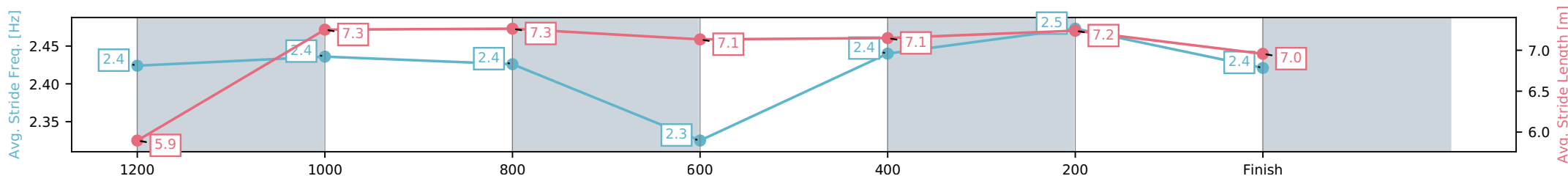
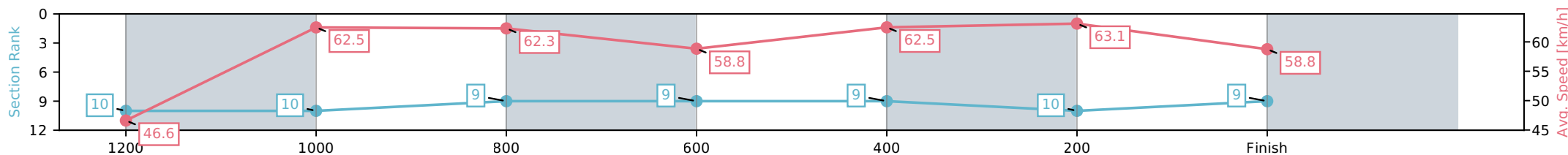
Race 3: XXXX QTIS 3-Y-O Plate - 1350m

16 May 2026 - 1:00PM

Track Rating: Soft 7, Weather: Fine, Rail Position: True Entire Circuit



Section	L1350	L1200	L1000	L800	L600	L400	L200
Section Times	1:21.92 (0:11.69)	1:10.23 [10] (0:11.54)	0:58.69 [10] (0:11.54)	0:47.15 [9] (0:12.08)	0:35.07 [9] (0:11.32)	0:23.75 [9] (0:11.35)	0:12.40 [10] (0:12.40)
Average Speed [km/h]	46.6	62.5	62.3	58.8	62.5	63.1	58.8
Top Speed [km/h]	62.9	64.1	63.5	60.5	64.1	64.1	62.9
Avg. Dist. to Rail [m]	7.8	0.9	0.2	2.8	3.1	2.0	1.1
Avg. Stride Freq. [Hz]	2.4	2.4	2.4	2.3	2.4	2.5	2.4
Avg. Stride Length [m]	5.9	7.3	7.3	7.1	7.1	7.2	7.0



- [] Ranking at each section and finish
- :-:- No data available at this section
- NA No data available

Horse/Jockey Name	Sweet Pretender/Robbie Dolan
Finish Rank	10
Fastest Section Time (Section)	0:11.32 (400-200)
Top Speed [km/h] (Section)	64.9 (400-200)
Race State	Finished



Doomben QLD --Professional-2026-05-16

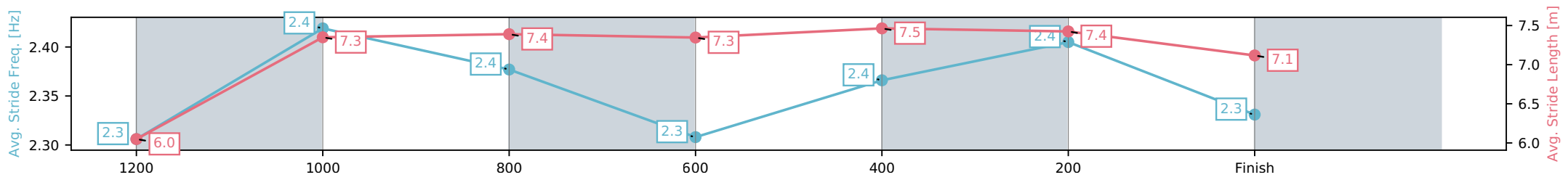
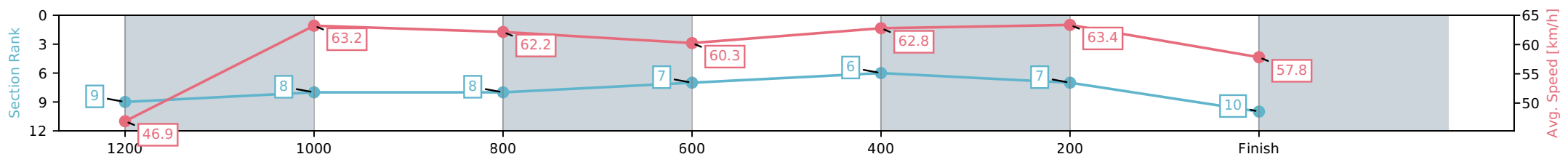
Race 3: XXXX QTIS 3-Y-O Plate - 1350m

16 May 2026 - 1:00PM

Track Rating: Soft 7, Weather: Fine, Rail Position: True Entire Circuit



Section	L1350	L1200	L1000	L800	L600	L400	L200
Section Times	1:22.08 (0:11.65)	1:10.43 [9] (0:11.38)	0:59.05 [8] (0:11.65)	0:47.40 [8] (0:11.97)	0:35.43 [7] (0:11.39)	0:24.05 [6] (0:11.32)	0:12.72 [7] (0:12.72)
Average Speed [km/h]	46.9	63.2	62.2	60.3	62.8	63.4	57.8
Top Speed [km/h]	62.0	64.3	63.8	61.9	63.8	64.9	61.4
Avg. Dist. to Rail [m]	5.8	1.1	2.0	0.5	1.3	1.0	1.2
Avg. Stride Freq. [Hz]	2.3	2.4	2.4	2.3	2.4	2.4	2.3
Avg. Stride Length [m]	6.0	7.3	7.4	7.3	7.5	7.4	7.1



[] Ranking at each section and finish
 -:-:- No data available at this section
 NA No data available



Doomben QLD
 Race 4: SEVEN SPIRIT OF BOOM CLASSIC - 1200m
 16 May 2026 - 1:35PM



BRISBANE
RACING CLUB

Track Rating: Soft 7, Weather: Fine, Rail Position: True Entire Circuit

Field Times (Race Tempo) 1:11.35 0:58.02 0:47.18 0:35.70 0:24.10 0:12.49
 (0:13.33) (0:10.84) (0:11.48) (0:11.60) (0:11.61) (0:12.49)

Rank	TAB#	Horse	Overall Time	First 400m	Top Speed km/h (Section)	L1200	L1000	L800	L600	L400	L200		
	(BAR#)	Jockey	Margin (DT-W)	Last 600m	Fastest Section (Time)	Start - 1000	1000 - 800	800 - 600	600 - 400	400 - 200	200 - Finish		
1	3	Vantorix	1:11.35	0:24.45	67.4 (800-600)	1:11.35	0:57.95 [2]	0:46.90 [4]	0:35.32 [4]	0:23.72 [3]	0:12.49 [1]		
	(4)	James McDonald		0:35.33	1000-800 (0:11.05)	(0:13.40)	(0:11.05)	(0:11.58)	(0:11.60)	(0:11.24)	(0:12.49)		
2	2	Martist	1:11.40	0:25.41	65.5 (1000-800)	1:11.40	0:57.22 [11]	0:46.00 [11]	0:34.56 [11]	0:23.11 [10]	0:11.77 [9]		
	(12)	Mark Zahra	0.3L (-5)	0:34.56	1000-800 (0:11.23)	(0:14.18)	(0:11.23)	(0:11.43)	(0:11.45)	(0:11.34)	(0:11.77)		
3	9	Dream Roca	1:11.44	0:24.44	67.0 (1000-800)	1:11.44	0:57.92 [5]	0:47.00 [2]	0:35.46 [2]	0:23.89 [2]	0:12.35 [3]		
	(1)	Ben Thompson	0.5L (-7)	0:35.46	1000-800 (0:10.92)	(0:13.52)	(0:10.92)	(0:11.54)	(0:11.57)	(0:11.54)	(0:12.35)		
4	1	Boomtowns	1:11.44	0:24.60	65.9 (1000-800)	1:11.44	0:57.94 [4]	0:46.84 [5]	0:35.18 [5]	0:23.60 [5]	0:12.21 [4]		
	(3)	Zac Purton	0.5L (-4)	0:35.18	1000-800 (0:11.10)	(0:13.50)	(0:11.10)	(0:11.66)	(0:11.58)	(0:11.39)	(0:12.21)		
5	5	Girmay	1:11.50	0:24.17	68.5 (1000-800)	1:11.50	0:58.17 [1]	0:47.33 [1]	0:35.85 [1]	0:24.25 [1]	0:12.58 [2]		
	(6)	Ryan Maloney	0.9L (-6)	0:35.85	1000-800 (0:10.84)	(0:13.33)	(0:10.84)	(0:11.48)	(0:11.60)	(0:11.67)	(0:12.58)		
6	10	Double Cool	1:11.74	0:25.05	66.6 (1200 - 1000)	1:11.74	0:57.74 [9]	0:46.69 [8]	0:35.14 [8]	0:23.63 [8]	0:12.32 [5]		
	(10)	Martin Harley	2.3L (-5)	0:35.14	1000-800 (0:11.05)	(0:14.00)	(0:11.05)	(0:11.54)	(0:11.51)	(0:11.31)	(0:12.32)		
7	11	Esperanza	1:11.83	0:24.88	65.8 (1200 - 1000)	1:11.83	0:58.17 [6]	0:46.95 [6]	0:35.13 [10]	0:23.69 [9]	0:12.40 [6]		
	(11)	Tim Clark	2.8L (+0)	0:35.13	1000-800 (0:11.22)	(0:13.66)	(0:11.22)	(0:11.81)	(0:11.44)	(0:11.29)	(0:12.40)		
8	13	The Autumn Affair	1:11.93	0:24.90	65.1 (1000-800)	1:11.93	0:58.22 [7]	0:47.03 [7]	0:35.46 [6]	0:23.86 [7]	0:12.29 [10]		
	(5)	Cejay Graham	3.4L (-4)	0:35.47	1000-800 (0:11.19)	(0:13.71)	(0:11.19)	(0:11.56)	(0:11.60)	(0:11.58)	(0:12.29)		
9	14	Win Star	1:11.93	0:25.11	65.9 (1200 - 1000)	1:11.93	0:58.07 [8]	0:46.82 [9]	0:35.37 [7]	0:23.88 [6]	0:12.42 [7]		
	(9)	Daniel Moor	3.4L (-2)	0:35.37	1000-800 (0:11.25)	(0:13.86)	(0:11.25)	(0:11.45)	(0:11.49)	(0:11.46)	(0:12.42)		
10	12	Leaves Of Lorien	1:12.23	0:25.31	65.4 (1200 - 1000)	1:12.23	0:58.20 [10]	0:46.92 [10]	0:35.54 [9]	0:23.75 [11]	0:12.30 [11]		
	(8)	Damien Boche	5.2L (-4)	0:35.53	1000-800 (0:11.28)	(0:14.03)	(0:11.28)	(0:11.38)	(0:11.78)	(0:11.45)	(0:12.30)		

Scratched: No Wallet Reg (#6), West Coast (#7)

Report Created: Sat 16 May 2026

(Note: Races are conducted over an approximate distance as close as possible to the advertised distance, and recorded data may vary accordingly. Official times refer to race times only and do not include handicap times.)

- [] Position in running at each section and finish
- :-:-- No data available at this section
- NA No data available
- DNT Did not track
- TAB# Saddle cloth number
- BAR# Barrier/Gate Position
- DNF Did not finish
- DT-W Distance travelled compared to winner in metres

- Fastest split
- Fastest section



Doomben QLD
Race 4: SEVEN SPIRIT OF BOOM CLASSIC - 1200m
 16 May 2026 - 1:35PM



BRISBANE
 RACING CLUB

Track Rating: Soft 7, Weather: Fine, Rail Position: True Entire Circuit

Field Times 1:11.35 0:58.02 0:47.18 0:35.70 0:24.10 0:12.49
 (Race Tempo) (0:13.33) (0:10.84) (0:11.48) (0:11.60) (0:11.61) (0:12.49)

Rank	TAB#	Horse	Overall Time	First 400m	Top Speed km/h (Section)	L1200	L1000	L800	L600	L400	L200		
	(BAR#)	Jockey	Margin (DT-W)	Last 600m	Fastest Section (Time)	Start - 1000	1000 - 800	800 - 600	600 - 400	400 - 200	200 - Finish		
11	4	Coastal Boom	1:12.75	0:24.45	67.4 (1000-800)	1:12.75	0:59.30 [3]	0:48.30 [3]	0:36.72 [3]	0:25.08 [4]	0:13.16 [8]		
	(2)	Jag Guthmann-Chester	8.2L (-5)	0:36.73	1000-800 (0:11.00)	(0:13.45)	(0:11.00)	(0:11.58)	(0:11.65)	(0:11.92)	(0:13.16)		
12	8	Le Starcell	1:12.76	0:25.70	64.6 (1000-800)	1:12.76	0:58.57 [12]	0:47.06 [12]	0:35.47 [12]	0:24.11 [12]	0:12.77 [12]		
	(7)	Ben Melham	8.3L (+1)	0:35.47	400-200 (0:11.34)	(0:14.19)	(0:11.51)	(0:11.60)	(0:11.36)	(0:11.34)	(0:12.77)		

Scratched: No Wallet Reg (#6), West Coast (#7)

Report Created: Sat 16 May 2026

(Note: Races are conducted over an approximate distance as close as possible to the advertised distance, and recorded data may vary accordingly. Official times refer to race times only and do not include handicap times.)

[] Position in running at each section and finish TAB# Saddle cloth number
 -:-:- No data available at this section BAR# Barrier/Gate Position
 NA No data available DNF Did not finish
 DNT Did not track DT-W Distance travelled compared to winner in metres

Fastest split
 Fastest section

data processed by **TRIPLES DATA**

Horse/Jockey Name	Vantorix/James McDonald
Finish Rank	1
Fastest Section Time (Section)	0:11.05 (1000-800)
Top Speed [km/h] (Section)	67.4 (800-600)
Race State	Finished



Doomben QLD --Professional-2026-05-16

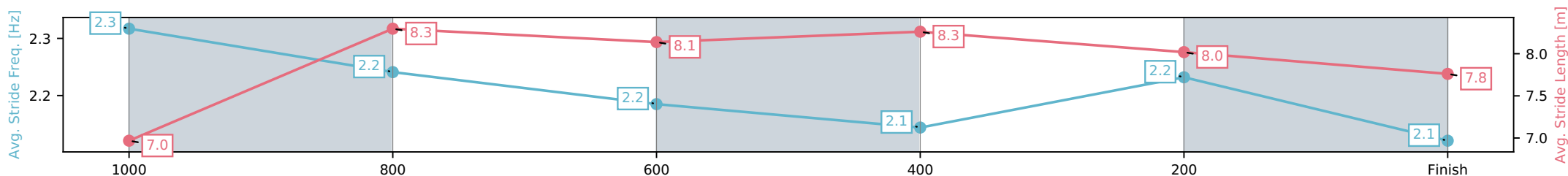
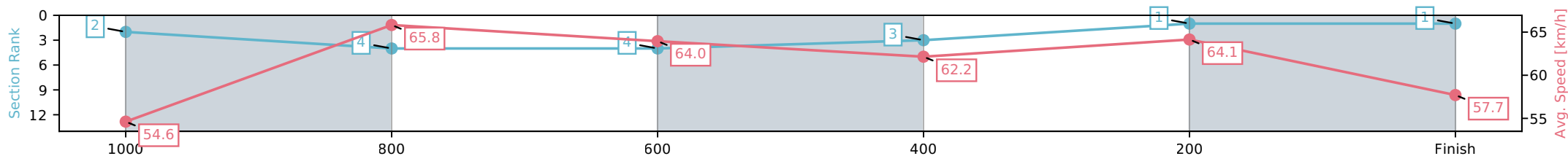
Race 4: SEVEN SPIRIT OF BOOM CLASSIC - 1200m

16 May 2026 - 1:35PM

Track Rating: Soft 7, Weather: Fine, Rail Position: True Entire Circuit



Section	L1200	L1000	L800	L600	L400	L200
Section Times	1:11.35 (0:13.40)	0:57.95 [2] (0:11.05)	0:46.90 [4] (0:11.58)	0:35.32 [4] (0:11.60)	0:23.72 [3] (0:11.24)	0:12.49 [1] (0:12.49)
Average Speed [km/h]	54.6	65.8	64.0	62.2	64.1	57.7
Top Speed [km/h]	66.1	66.8	67.4	66.2	65.6	63.1
Avg. Dist. to Rail [m]	5.9	4.8	4.6	0.4	1.9	3.8
Avg. Stride Freq. [Hz]	2.3	2.2	2.2	2.1	2.2	2.1
Avg. Stride Length [m]	7.0	8.3	8.1	8.3	8.0	7.8



- [] Ranking at each section and finish
- :-:- No data available at this section
- NA No data available

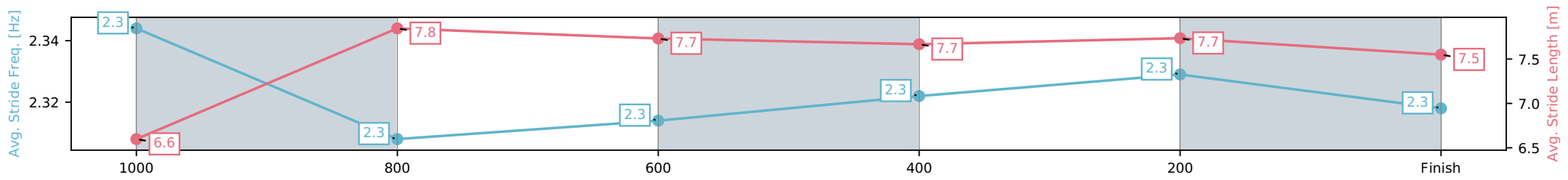
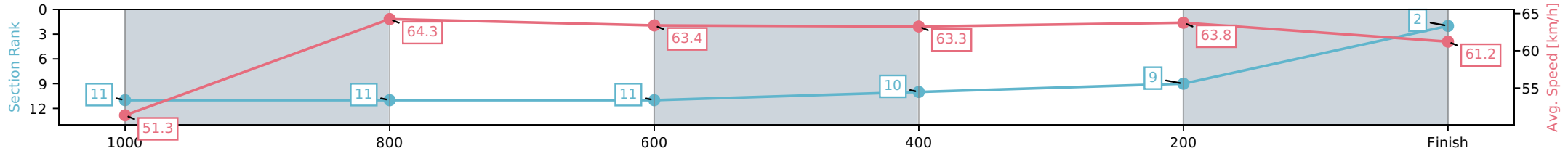
Horse/Jockey Name	Martist/Mark Zahra
Finish Rank	2
Fastest Section Time (Section)	0:11.23 (1000-800)
Top Speed [km/h] (Section)	65.5 (1000-800)
Race State	Finished



Doomben QLD --Professional-2026-05-16
 Race 4: SEVEN SPIRIT OF BOOM CLASSIC - 1200m
 16 May 2026 - 1:35PM
 Track Rating: Soft 7, Weather: Fine, Rail Position: True Entire Circuit



Section	L1200	L1000	L800	L600	L400	L200
Section Times	1:11.40 (0:14.18)	0:57.22 [11] (0:11.23)	0:46.00 [11] (0:11.43)	0:34.56 [11] (0:11.45)	0:23.11 [10] (0:11.34)	0:11.77 [9] (0:11.77)
Average Speed [km/h]	51.3	64.3	63.4	63.3	63.8	61.2
Top Speed [km/h]	64.6	65.5	64.5	64.7	64.7	65.1
Avg. Dist. to Rail [m]	7.7	1.3	1.1	1.1	3.6	4.9
Avg. Stride Freq. [Hz]	2.3	2.3	2.3	2.3	2.3	2.3
Avg. Stride Length [m]	6.6	7.8	7.7	7.7	7.7	7.5



[] Ranking at each section and finish
 -:-:- No data available at this section
 NA No data available

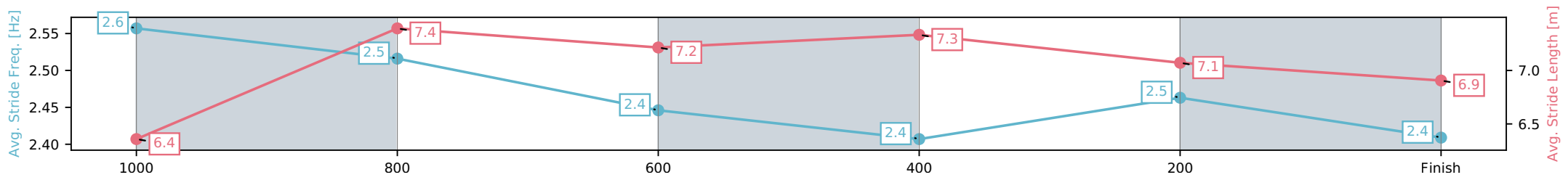
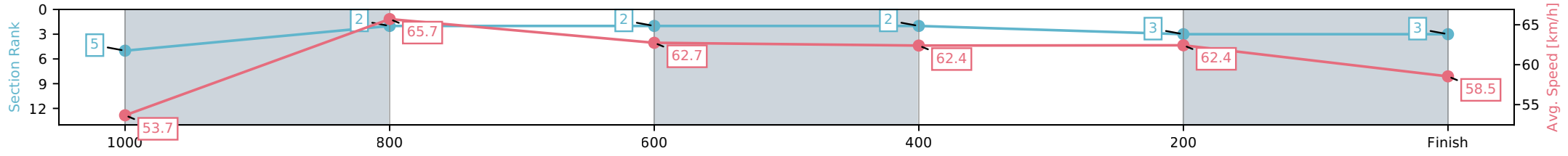
Horse/Jockey Name	Dream Roca/Ben Thompson
Finish Rank	3
Fastest Section Time (Section)	0:10.92 (1000-800)
Top Speed [km/h] (Section)	67.0 (1000-800)
Race State	Finished



Doomben QLD --Professional-2026-05-16
 Race 4: SEVEN SPIRIT OF BOOM CLASSIC - 1200m
 16 May 2026 - 1:35PM
 Track Rating: Soft 7, Weather: Fine, Rail Position: True Entire Circuit



Section	L1200	L1000	L800	L600	L400	L200
Section Times	1:11.44 (0:13.52)	0:57.92 [5] (0:10.92)	0:47.00 [2] (0:11.54)	0:35.46 [2] (0:11.57)	0:23.89 [2] (0:11.54)	0:12.35 [3] (0:12.35)
Average Speed [km/h]	53.7	65.7	62.7	62.4	62.4	58.5
Top Speed [km/h]	66.6	67.0	63.6	63.7	63.7	61.2
Avg. Dist. to Rail [m]	1.0	0.3	0.8	0.7	2.5	6.8
Avg. Stride Freq. [Hz]	2.6	2.5	2.4	2.4	2.5	2.4
Avg. Stride Length [m]	6.4	7.4	7.2	7.3	7.1	6.9



[] Ranking at each section and finish
 -:-:- No data available at this section
 NA No data available

Horse/Jockey Name	Boomtowns/Zac Purton
Finish Rank	4
Fastest Section Time (Section)	0:11.10 (1000-800)
Top Speed [km/h] (Section)	65.9 (1000-800)
Race State	Finished



Doomben QLD --Professional-2026-05-16

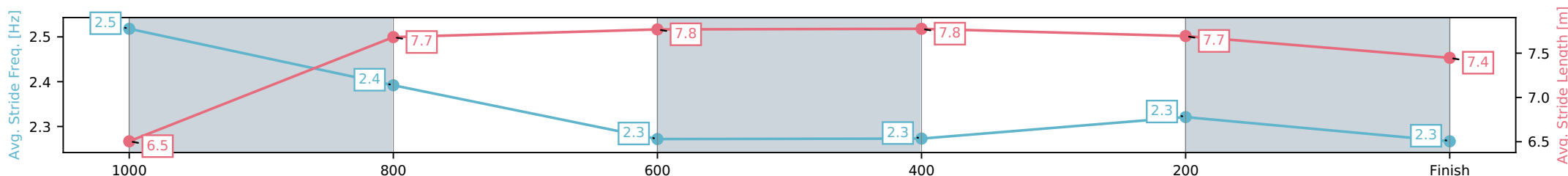
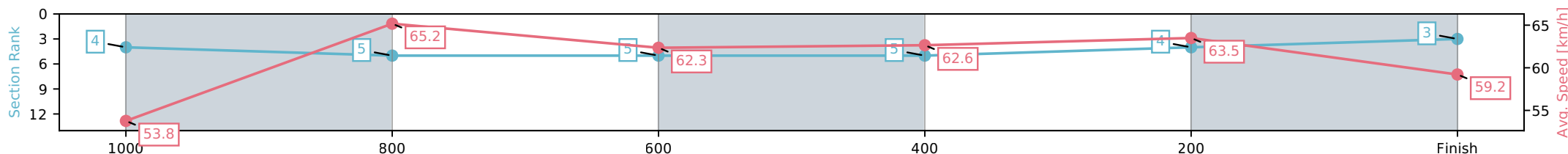
Race 4: SEVEN SPIRIT OF BOOM CLASSIC - 1200m

16 May 2026 - 1:35PM

Track Rating: Soft 7, Weather: Fine, Rail Position: True Entire Circuit



Section	L1200	L1000	L800	L600	L400	L200
Section Times	1:11.44 (0:13.50)	0:57.94 [4] (0:11.10)	0:46.84 [5] (0:11.66)	0:35.18 [5] (0:11.58)	0:23.60 [5] (0:11.39)	0:12.21 [4] (0:12.21)
Average Speed [km/h]	53.8	65.2	62.3	62.6	63.5	59.2
Top Speed [km/h]	65.6	65.9	63.9	63.1	64.7	62.5
Avg. Dist. to Rail [m]	2.4	2.5	1.7	1.4	3.9	6.6
Avg. Stride Freq. [Hz]	2.5	2.4	2.3	2.3	2.3	2.3
Avg. Stride Length [m]	6.5	7.7	7.8	7.8	7.7	7.4



- [] Ranking at each section and finish
- :-:- No data available at this section
- NA No data available

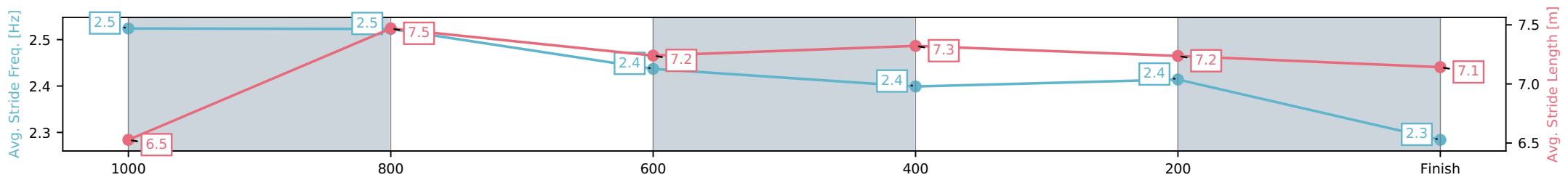
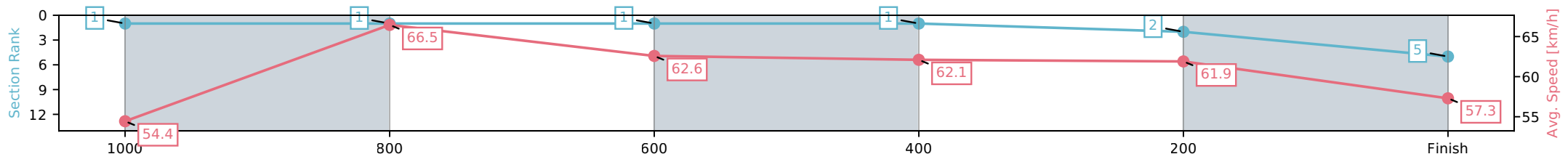
Horse/Jockey Name	Girmay/Ryan Maloney
Finish Rank	5
Fastest Section Time (Section)	0:10.84 (1000-800)
Top Speed [km/h] (Section)	68.5 (1000-800)
Race State	Finished



Doomben QLD --Professional-2026-05-16
 Race 4: SEVEN SPIRIT OF BOOM CLASSIC - 1200m
 16 May 2026 - 1:35PM
 Track Rating: Soft 7, Weather: Fine, Rail Position: True Entire Circuit



Section	L1200	L1000	L800	L600	L400	L200
Section Times	1:11.50 (0:13.33)	0:58.17 [1] (0:10.84)	0:47.33 [1] (0:11.48)	0:35.85 [1] (0:11.60)	0:24.25 [1] (0:11.67)	0:12.58 [2] (0:12.58)
Average Speed [km/h]	54.4	66.5	62.6	62.1	61.9	57.3
Top Speed [km/h]	68.2	68.5	63.7	64.0	63.4	60.5
Avg. Dist. to Rail [m]	5.1	2.1	0.3	0.5	1.8	2.5
Avg. Stride Freq. [Hz]	2.5	2.5	2.4	2.4	2.4	2.3
Avg. Stride Length [m]	6.5	7.5	7.2	7.3	7.2	7.1



[] Ranking at each section and finish
 -:-:- No data available at this section
 NA No data available

Horse/Jockey Name	Double Cool/Martin Harley
Finish Rank	6
Fastest Section Time (Section)	0:11.05 (1000-800)
Top Speed [km/h] (Section)	66.6 (1200 - 1000)
Race State	Finished



Doomben QLD --Professional-2026-05-16

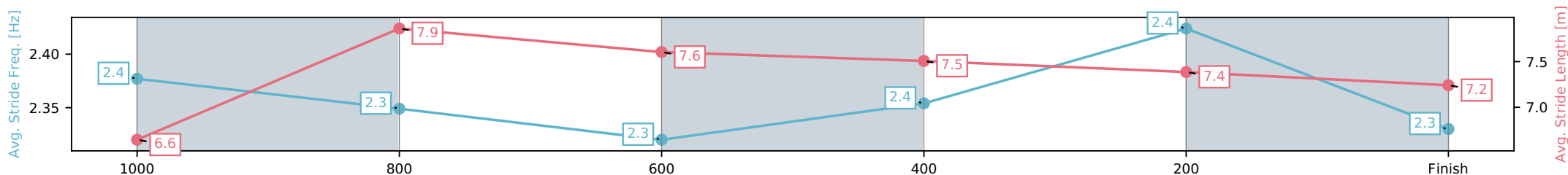
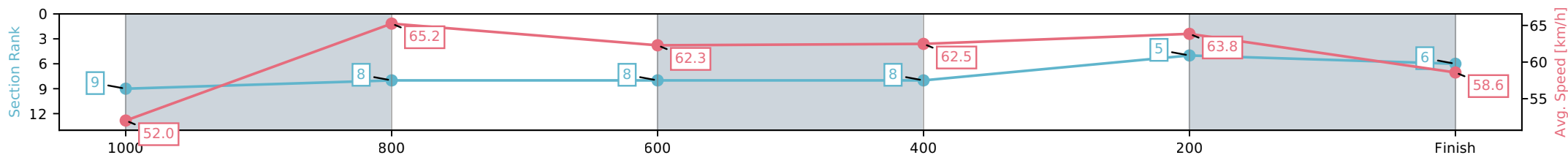
Race 4: SEVEN SPIRIT OF BOOM CLASSIC - 1200m

16 May 2026 - 1:35PM

Track Rating: Soft 7, Weather: Fine, Rail Position: True Entire Circuit



Section	L1200	L1000	L800	L600	L400	L200
Section Times	1:11.74 (0:14.00)	0:57.74 [9] (0:11.05)	0:46.69 [8] (0:11.54)	0:35.14 [8] (0:11.51)	0:23.63 [8] (0:11.31)	0:12.32 [5] (0:12.32)
Average Speed [km/h]	52.0	65.2	62.3	62.5	63.8	58.6
Top Speed [km/h]	66.6	66.5	65.3	63.8	64.9	62.5
Avg. Dist. to Rail [m]	6.1	1.0	0.5	0.8	3.3	6.6
Avg. Stride Freq. [Hz]	2.4	2.3	2.3	2.4	2.4	2.3
Avg. Stride Length [m]	6.6	7.9	7.6	7.5	7.4	7.2



- [] Ranking at each section and finish
- :-:- No data available at this section
- NA No data available

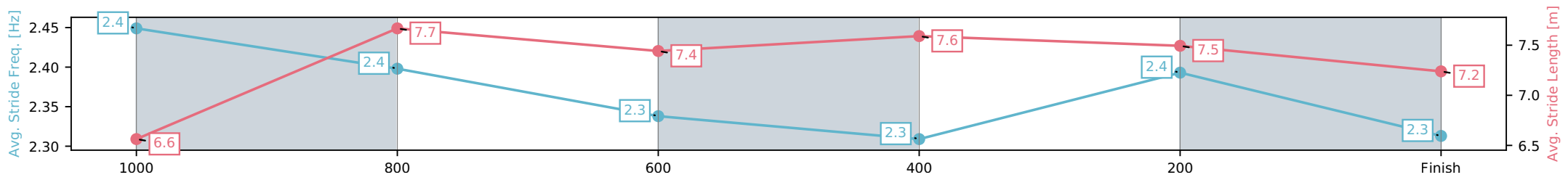
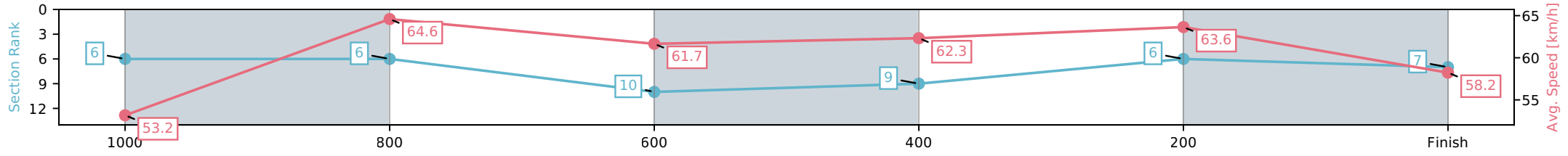
Horse/Jockey Name	Esperanza/Tim Clark
Finish Rank	7
Fastest Section Time (Section)	0:11.22 (1000-800)
Top Speed [km/h] (Section)	65.8 (1200 - 1000)
Race State	Finished



Doomben QLD --Professional-2026-05-16
 Race 4: SEVEN SPIRIT OF BOOM CLASSIC - 1200m
 16 May 2026 - 1:35PM
 Track Rating: Soft 7, Weather: Fine, Rail Position: True Entire Circuit



Section	L1200	L1000	L800	L600	L400	L200
Section Times	1:11.83 (0:13.66)	0:58.17 [6] (0:11.22)	0:46.95 [6] (0:11.81)	0:35.13 [10] (0:11.44)	0:23.69 [9] (0:11.29)	0:12.40 [6] (0:12.40)
Average Speed [km/h]	53.2	64.6	61.7	62.3	63.6	58.2
Top Speed [km/h]	65.8	65.7	64.5	63.5	65.0	62.8
Avg. Dist. to Rail [m]	8.0	3.0	1.9	1.4	1.9	5.9
Avg. Stride Freq. [Hz]	2.4	2.4	2.3	2.3	2.4	2.3
Avg. Stride Length [m]	6.6	7.7	7.4	7.6	7.5	7.2



[] Ranking at each section and finish
 -:-:- No data available at this section
 NA No data available

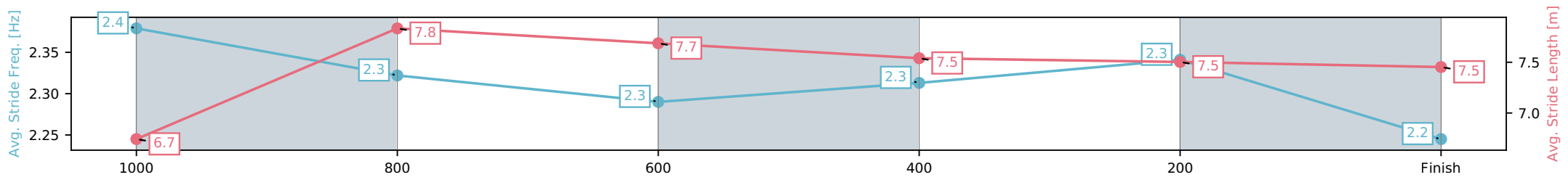
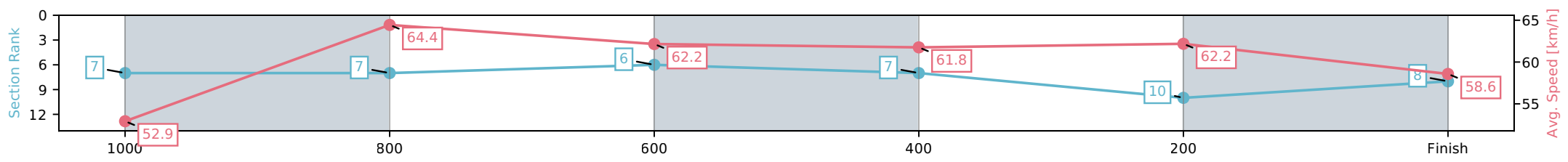
Horse/Jockey Name	The Autumn Affair/Cejay Graham
Finish Rank	8
Fastest Section Time (Section)	0:11.19 (1000-800)
Top Speed [km/h] (Section)	65.1 (1000-800)
Race State	Finished



Doomben QLD --Professional-2026-05-16
 Race 4: SEVEN SPIRIT OF BOOM CLASSIC - 1200m
 16 May 2026 - 1:35PM
 Track Rating: Soft 7, Weather: Fine, Rail Position: True Entire Circuit



Section	L1200	L1000	L800	L600	L400	L200
Section Times	1:11.93 (0:13.71)	0:58.22 [7] (0:11.19)	0:47.03 [7] (0:11.56)	0:35.46 [6] (0:11.60)	0:23.86 [7] (0:11.58)	0:12.29 [10] (0:12.29)
Average Speed [km/h]	52.9	64.4	62.2	61.8	62.2	58.6
Top Speed [km/h]	64.9	65.1	64.1	62.2	62.9	61.5
Avg. Dist. to Rail [m]	4.5	0.8	0.2	0.8	1.4	3.5
Avg. Stride Freq. [Hz]	2.4	2.3	2.3	2.3	2.3	2.2
Avg. Stride Length [m]	6.7	7.8	7.7	7.5	7.5	7.5



[] Ranking at each section and finish
 -:-:- No data available at this section
 NA No data available

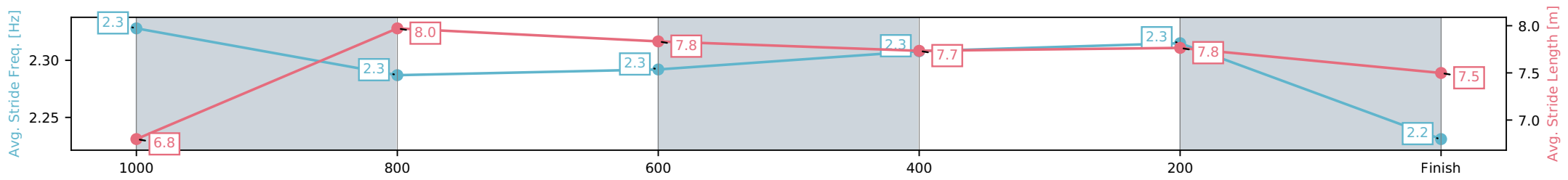
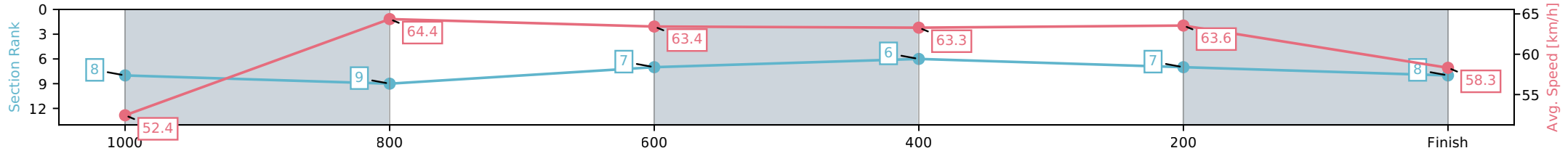
Horse/Jockey Name	Win Star/Daniel Moor
Finish Rank	9
Fastest Section Time (Section)	0:11.25 (1000-800)
Top Speed [km/h] (Section)	65.9 (1200 - 1000)
Race State	Finished



Doomben QLD --Professional-2026-05-16
 Race 4: SEVEN SPIRIT OF BOOM CLASSIC - 1200m
 16 May 2026 - 1:35PM
 Track Rating: Soft 7, Weather: Fine, Rail Position: True Entire Circuit



Section	L1200	L1000	L800	L600	L400	L200
Section Times	1:11.93 (0:13.86)	0:58.07 [8] (0:11.25)	0:46.82 [9] (0:11.45)	0:35.37 [7] (0:11.49)	0:23.88 [6] (0:11.46)	0:12.42 [7] (0:12.42)
Average Speed [km/h]	52.4	64.4	63.4	63.3	63.6	58.3
Top Speed [km/h]	65.9	65.7	65.1	64.3	64.4	62.0
Avg. Dist. to Rail [m]	6.8	3.0	1.6	1.9	6.7	9.7
Avg. Stride Freq. [Hz]	2.3	2.3	2.3	2.3	2.3	2.2
Avg. Stride Length [m]	6.8	8.0	7.8	7.7	7.8	7.5



[] Ranking at each section and finish
 -.-.- No data available at this section
 NA No data available

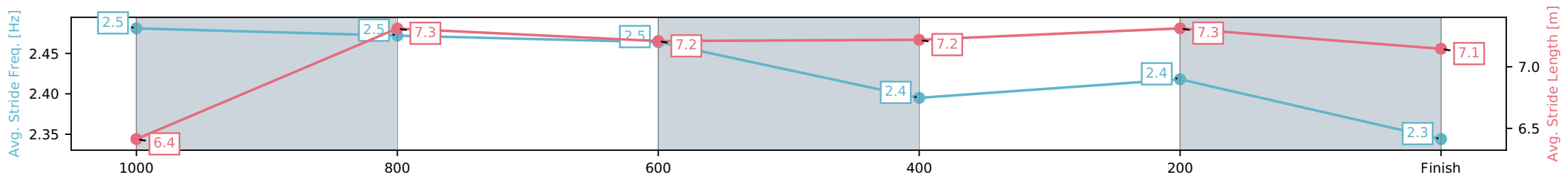
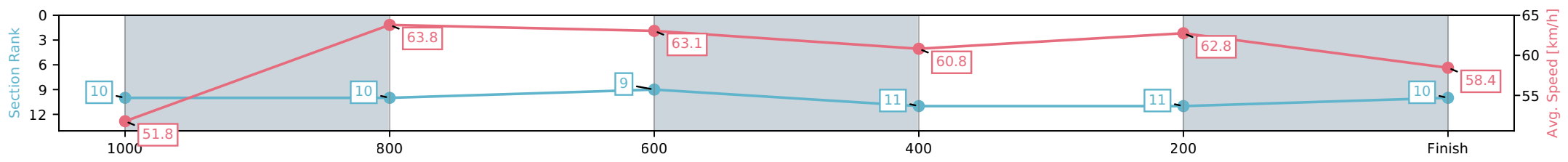
Horse/Jockey Name	Leaves Of Lorien/Damien Boche
Finish Rank	10
Fastest Section Time (Section)	0:11.28 (1000-800)
Top Speed [km/h] (Section)	65.4 (1200 - 1000)
Race State	Finished



Doomben QLD --Professional-2026-05-16
 Race 4: SEVEN SPIRIT OF BOOM CLASSIC - 1200m
 16 May 2026 - 1:35PM
 Track Rating: Soft 7, Weather: Fine, Rail Position: True Entire Circuit



Section	L1200	L1000	L800	L600	L400	L200
Section Times	1:12.23 (0:14.03)	0:58.20 [10] (0:11.28)	0:46.92 [10] (0:11.38)	0:35.54 [9] (0:11.78)	0:23.75 [11] (0:11.45)	0:12.30 [11] (0:12.30)
Average Speed [km/h]	51.8	63.8	63.1	60.8	62.8	58.4
Top Speed [km/h]	65.4	65.2	64.7	63.3	63.9	61.4
Avg. Dist. to Rail [m]	4.9	0.2	0.6	0.8	2.0	5.6
Avg. Stride Freq. [Hz]	2.5	2.5	2.5	2.4	2.4	2.3
Avg. Stride Length [m]	6.4	7.3	7.2	7.2	7.3	7.1



[] Ranking at each section and finish
 -:-:- No data available at this section
 NA No data available

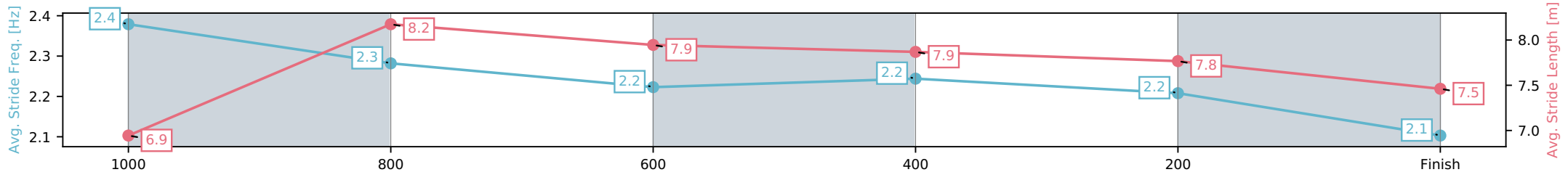
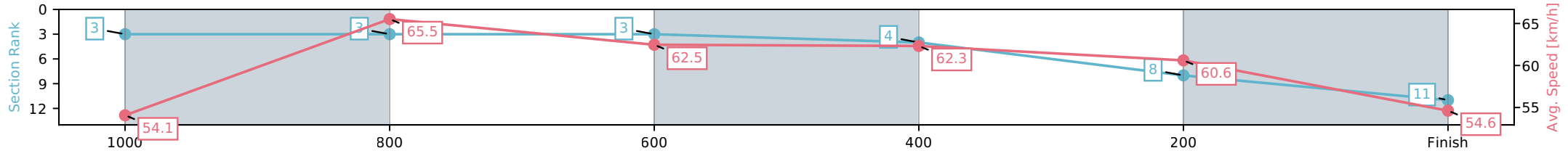
Horse/Jockey Name	Coastal Boom/Jag Guthmann-Chester
Finish Rank	11
Fastest Section Time (Section)	0:11.00 (1000-800)
Top Speed [km/h] (Section)	67.4 (1000-800)
Race State	Finished



Doomben QLD --Professional-2026-05-16
 Race 4: SEVEN SPIRIT OF BOOM CLASSIC - 1200m
 16 May 2026 - 1:35PM
 Track Rating: Soft 7, Weather: Fine, Rail Position: True Entire Circuit



Section	L1200	L1000	L800	L600	L400	L200
Section Times	1:12.75 (0:13.45)	0:59.30 [3] (0:11.00)	0:48.30 [3] (0:11.58)	0:36.72 [3] (0:11.65)	0:25.08 [4] (0:11.92)	0:13.16 [8] (0:13.16)
Average Speed [km/h]	54.1	65.5	62.5	62.3	60.6	54.6
Top Speed [km/h]	67.0	67.4	63.3	63.7	61.6	59.5
Avg. Dist. to Rail [m]	1.6	1.3	0.7	1.5	2.8	4.0
Avg. Stride Freq. [Hz]	2.4	2.3	2.2	2.2	2.2	2.1
Avg. Stride Length [m]	6.9	8.2	7.9	7.9	7.8	7.5



[] Ranking at each section and finish
 -:-:- No data available at this section
 NA No data available

Horse/Jockey Name	Le Starcell/Ben Melham
Finish Rank	12
Fastest Section Time (Section)	0:11.34 (400-200)
Top Speed [km/h] (Section)	64.6 (1000-800)
Race State	Finished



Doomben QLD --Professional-2026-05-16

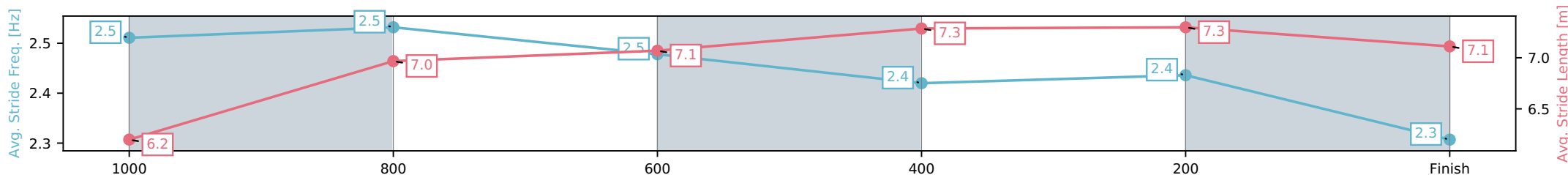
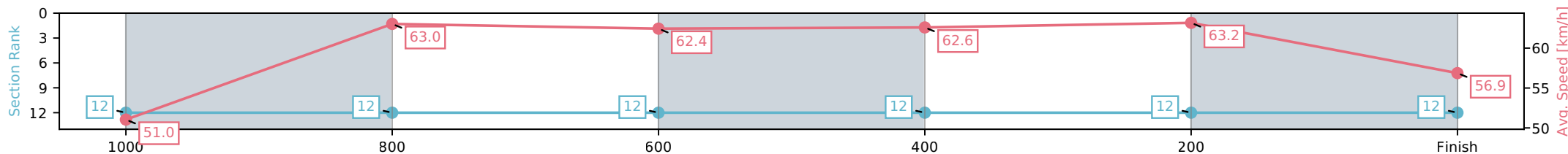
Race 4: SEVEN SPIRIT OF BOOM CLASSIC - 1200m

16 May 2026 - 1:35PM

Track Rating: Soft 7, Weather: Fine, Rail Position: True Entire Circuit



Section	L1200	L1000	L800	L600	L400	L200
Section Times	1:12.76 (0:14.19)	0:58.57 [12] (0:11.51)	0:47.06 [12] (0:11.60)	0:35.47 [12] (0:11.36)	0:24.11 [12] (0:11.34)	0:12.77 [12] (0:12.77)
Average Speed [km/h]	51.0	63.0	62.4	62.6	63.2	56.9
Top Speed [km/h]	64.5	64.6	63.2	63.1	64.0	62.1
Avg. Dist. to Rail [m]	4.4	1.8	1.1	2.1	2.3	5.7
Avg. Stride Freq. [Hz]	2.5	2.5	2.5	2.4	2.4	2.3
Avg. Stride Length [m]	6.2	7.0	7.1	7.3	7.3	7.1



- [] Ranking at each section and finish
- :-:- No data available at this section
- NA No data available



Doomben QLD
Race 5: SKY RACING BERNBOROUGH HANDICAP - 1600m
 16 May 2026 - 2:11PM



BRISBANE
RACING CLUB

Track Rating: Soft 7, Weather: Fine, Rail Position: True Entire Circuit

Field Times (Race Tempo) 1:36.92 (0:13.68) 1:23.24 (0:11.33) 1:11.91 (0:11.53) 1:00.38 (0:12.17) 0:48.21 (0:12.38) 0:35.82 (0:12.30) 0:23.52 (0:11.59) 0:11.93 (0:11.93)

Rank	TAB#	Horse	Overall Time	First 400m	Top Speed km/h (Section)	L1600	L1400	L1200	L1000	L800	L600	L400	L200
	(BAR#)	Jockey	Margin (DT-W)	Last 600m	Fastest Section (Time)	Start - 1400	1400 - 1200	1200 - 1000	1000 - 800	800 - 600	600 - 400	400 - 200	200 - Finish
1	11	War Eternal	1:36.92	0:25.29	65.7 (1400-1200)	1:36.92	1:23.05 [4]	1:11.63 [6]	1:00.05 [6]	0:47.82 [6]	0:35.46 [5]	0:23.24 [6]	0:11.70 [5]
	(1)	Zac Purton		0:35.47	1400-1200 (0:11.42)	(0:13.87)	(0:11.42)	(0:11.58)	(0:12.23)	(0:12.36)	(0:12.23)	(0:11.54)	(0:11.70)
2	20	Our Queen	1:37.04	0:25.48	67.0 (1600 - 1400)	1:37.04	1:23.02 [8]	1:11.56 [7]	0:59.96 [7]	0:47.77 [8]	0:35.31 [8]	0:23.10 [8]	0:11.73 [6]
	(7)	Tim Clark	0.7L (+2)	0:35.31	400-200 (0:11.37)	(0:14.02)	(0:11.46)	(0:11.60)	(0:12.20)	(0:12.46)	(0:12.21)	(0:11.37)	(0:11.73)
3	7	Kronenbourg	1:37.12	0:25.25	65.6 (1400-1200)	1:37.12	1:23.21 [5]	1:11.87 [5]	1:00.31 [4]	0:48.28 [3]	0:35.94 [3]	0:23.72 [1]	0:12.13 [1]
	(6)	Mark Zahra	1.2L (+12)	0:35.94	1400-1200 (0:11.34)	(0:13.91)	(0:11.34)	(0:11.56)	(0:12.03)	(0:12.34)	(0:12.22)	(0:11.59)	(0:12.13)
4	2	Welwal	1:37.29	0:25.74	67.4 (1600 - 1400)	1:37.29	1:23.07 [10]	1:11.55 [9]	0:59.98 [10]	0:47.66 [10]	0:35.26 [10]	0:23.20 [10]	0:11.95 [8]
	(9)	James McDonald	2.2L (+9)	0:35.25	400-200 (0:11.24)	(0:14.22)	(0:11.52)	(0:11.57)	(0:12.33)	(0:12.40)	(0:12.06)	(0:11.24)	(0:11.95)
5	19	Prince Levi	1:37.34	0:26.00	64.9 (1400-1200)	1:37.34	1:22.65 [12]	1:11.33 [11]	0:59.75 [11]	0:47.59 [11]	0:35.30 [11]	0:23.07 [13]	0:11.72 [11]
	(12)	Mark Du Plessis	2.5L (+7)	0:35.30	1400-1200 (0:11.31)	(0:14.69)	(0:11.31)	(0:11.59)	(0:12.16)	(0:12.29)	(0:12.23)	(0:11.35)	(0:11.72)
6	1	Fawkner Park	1:37.36	0:26.02	64.2 (1400-1200)	1:37.36	1:22.85 [11]	1:11.34 [12]	0:59.75 [12]	0:47.50 [13]	0:35.25 [13]	0:23.13 [12]	0:11.68 [12]
	(8)	Ethan Brown	2.6L (+14)	0:35.25	400-200 (0:11.45)	(0:14.51)	(0:11.51)	(0:11.59)	(0:12.25)	(0:12.26)	(0:12.12)	(0:11.45)	(0:11.68)
7	5	Victoria Road	1:37.41	0:25.06	65.4 (1600 - 1400)	1:37.41	1:23.73 [1]	1:12.34 [2]	1:00.83 [2]	0:48.66 [2]	0:36.24 [2]	0:23.97 [2]	0:12.28 [2]
	(5)	Ryan Maloney	2.9L (+8)	0:36.24	1400-1200 (0:11.38)	(0:13.68)	(0:11.38)	(0:11.52)	(0:12.17)	(0:12.42)	(0:12.27)	(0:11.69)	(0:12.28)
8	18	The Drover	1:37.55	0:25.51	66.5 (1400-1200)	1:37.55	1:23.42 [9]	1:12.04 [8]	1:00.47 [8]	0:48.32 [7]	0:35.95 [7]	0:23.70 [7]	0:12.16 [9]
	(4)	Ron Stewart	3.7L (+8)	0:35.95	1400-1200 (0:11.38)	(0:14.13)	(0:11.38)	(0:11.56)	(0:12.15)	(0:12.37)	(0:12.25)	(0:11.54)	(0:12.16)
9	17	Demon Darb	1:37.58	0:25.74	66.3 (1600 - 1400)	1:37.58	1:23.58 [7]	1:11.84 [10]	1:00.36 [9]	0:48.23 [9]	0:35.81 [9]	0:23.63 [9]	0:12.01 [10]
	(13)	Taylor Marshall	3.9L (+10)	0:35.82	1200-1000 (0:11.48)	(0:14.00)	(0:11.74)	(0:11.48)	(0:12.13)	(0:12.42)	(0:12.18)	(0:11.63)	(0:12.01)
10	16	Kintyre	1:37.60	0:25.18	64.7 (1400-1200)	1:37.60	1:23.76 [3]	1:12.42 [3]	1:00.77 [5]	0:48.62 [4]	0:36.23 [4]	0:23.98 [4]	0:12.41 [4]
	(2)	Cejay Graham	4.0L (+5)	0:36.23	1400-1200 (0:11.34)	(0:13.84)	(0:11.34)	(0:11.65)	(0:12.15)	(0:12.39)	(0:12.25)	(0:11.57)	(0:12.41)

Scratched: Tavi Time (#3), Amor Victorious (#4), Port Lockroy (#9), Hellsing (#10), Rising Pacific (#12), Blindedbythelight (#13), Yet He Moves (#14), Probability Theory (#21)

Report Created: Sat 16 May 2026

(Note: Races are conducted over an approximate distance as close as possible to the advertised distance, and recorded data may vary accordingly. Official times refer to race times only and do not include handicap times.)

[] Position in running at each section and finish TAB# Saddle cloth number

Fastest split

:-:-- No data available at this section

BAR# Barrier/Gate Position

Fastest section

NA No data available

DNF Did not finish

DNT Did not track

DT-W Distance travelled compared to winner in metres



Doomben QLD
Race 5: SKY RACING BERNBOROUGH HANDICAP - 1600m
 16 May 2026 - 2:11PM



BRISBANE
RACING CLUB

Track Rating: Soft 7, Weather: Fine, Rail Position: True Entire Circuit

Field Times (Race Tempo) 1:36.92 (0:13.68) 1:23.24 (0:11.33) 1:11.91 (0:11.53) 1:00.38 (0:12.17) 0:48.21 (0:12.38) 0:35.82 (0:12.30) 0:23.52 (0:11.59) 0:11.93 (0:11.93)

Rank	TAB#	Horse	Overall Time	First 400m	Top Speed km/h (Section)	L1600	L1400	L1200	L1000	L800	L600	L400	L200
	(BAR#)	Jockey	Margin (DT-W)	Last 600m	Fastest Section (Time)	Start - 1400	1400 - 1200	1200 - 1000	1000 - 800	800 - 600	600 - 400	400 - 200	200 - Finish
11	8	Cote Atlantique	1:37.82	0:25.21	66.7 (1600 - 1400)	1:37.82	1:23.88 [6]	1:12.60 [4]	1:01.02 [3]	0:48.73 [5]	0:36.24 [6]	0:24.16 [5]	0:12.64 [3]
	(10)	Jace McMurray	5.3L (+8)	0:36.24	1400-1200 (0:11.27)	(0:13.94)	(0:11.27)	(0:11.58)	(0:12.29)	(0:12.50)	(0:12.07)	(0:11.53)	(0:12.64)
12	15	Viking Invasion	1:38.37	0:26.35	64.2 (1400-1200)	1:38.37	1:23.47 [13]	1:12.01 [13]	1:00.42 [13]	0:48.60 [12]	0:36.32 [12]	0:24.21 [11]	0:12.48 [13]
	(11)	Ben Thompson	8.5L (+4)	0:36.32	1400-1200 (0:11.45)	(0:14.90)	(0:11.45)	(0:11.60)	(0:11.81)	(0:12.29)	(0:12.10)	(0:11.74)	(0:12.48)
13	6	Cristal Clear	1:38.53	0:25.01	66.3 (1400-1200)	1:38.53	1:24.76 [2]	1:13.52 [1]	1:01.99 [1]	0:49.82 [1]	0:37.43 [1]	0:25.07 [3]	0:13.21 [7]
	(3)	Tommy Berry	9.5L (+3)	0:37.43	1400-1200 (0:11.24)	(0:13.77)	(0:11.24)	(0:11.53)	(0:12.17)	(0:12.38)	(0:12.37)	(0:11.85)	(0:13.21)

Scratched: Tavi Time (#3), Amor Victorious (#4), Port Lockroy (#9), Hellsing (#10), Rising Pacific (#12), Blindedbythelight (#13), Yet He Moves (#14), Probability Theory (#21)

Report Created: Sat 16 May 2026

(Note: Races are conducted over an approximate distance as close as possible to the advertised distance, and recorded data may vary accordingly. Official times refer to race times only and do not include handicap times.)

[] Position in running at each section and finish TAB# Saddle cloth number
 -:-:- No data available at this section BAR# Barrier/Gate Position
 NA No data available DNF Did not finish
 DNT Did not track DT-W Distance travelled compared to winner in metres

Fastest split
 Fastest section

Page 2/15
 data processed by TRIPLES DATA

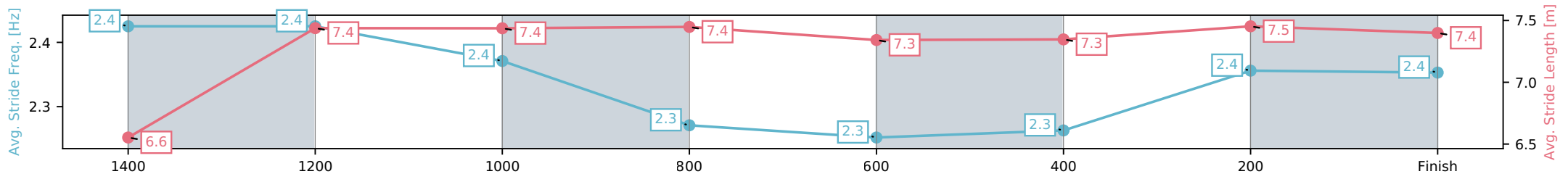
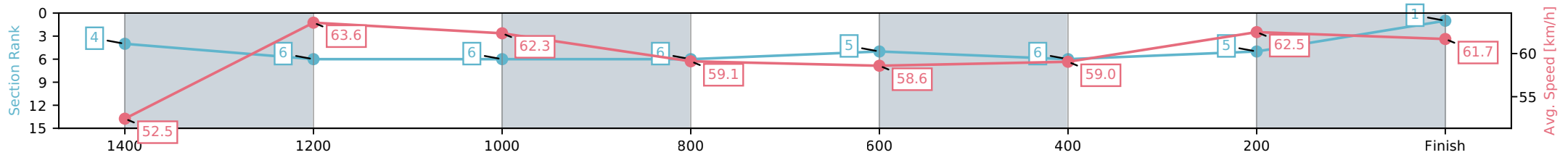
Horse/Jockey Name	War Eternal/Zac Purton
Finish Rank	1
Fastest Section Time (Section)	0:11.42 (1400-1200)
Top Speed [km/h] (Section)	65.7 (1400-1200)
Race State	Finished



Doomben QLD --Professional-2026-05-16
 Race 5: SKY RACING BERNBOROUGH HANDICAP - 1600m
 16 May 2026 - 2:11PM
 Track Rating: Soft 7, Weather: Fine, Rail Position: True Entire Circuit



Section	L1600	L1400	L1200	L1000	L800	L600	L400	L200
Section Times	1:36.92 (0:13.87)	1:23.05 [4] (0:11.42)	1:11.63 [6] (0:11.58)	1:00.05 [6] (0:12.23)	0:47.82 [6] (0:12.36)	0:35.46 [5] (0:12.23)	0:23.24 [6] (0:11.54)	0:11.70 [5] (0:11.70)
Average Speed [km/h]	52.5	63.6	62.3	59.1	58.6	59.0	62.5	61.7
Top Speed [km/h]	65.2	65.7	63.7	61.4	59.5	60.8	63.6	63.2
Avg. Dist. to Rail [m]	0.4	1.1	3.6	3.1	0.8	0.8	1.9	4.9
Avg. Stride Freq. [Hz]	2.4	2.4	2.4	2.3	2.3	2.3	2.4	2.4
Avg. Stride Length [m]	6.6	7.4	7.4	7.4	7.3	7.3	7.5	7.4



- [] Ranking at each section and finish
- :-:- No data available at this section
- NA No data available

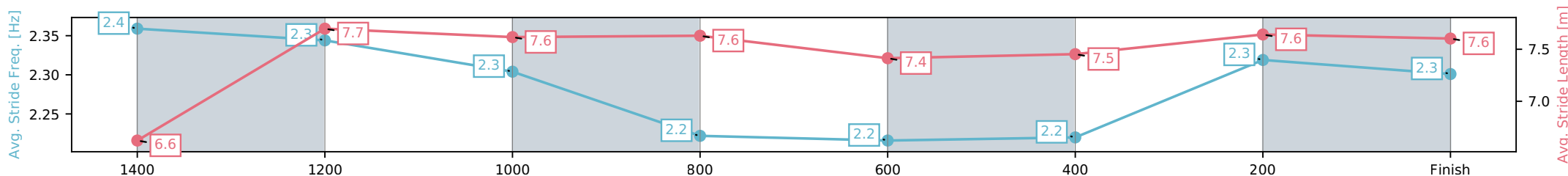
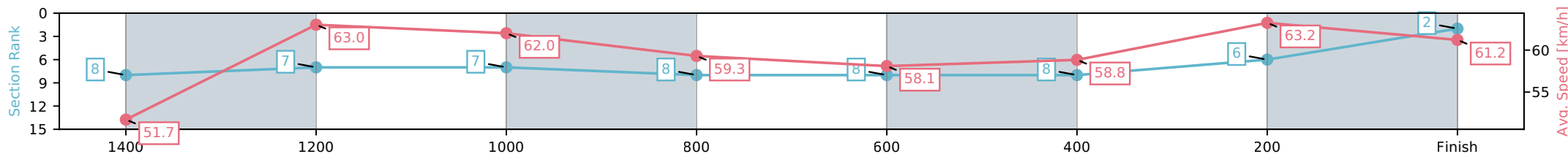
Horse/Jockey Name	Our Queen/Tim Clark
Finish Rank	2
Fastest Section Time (Section)	0:11.37 (400-200)
Top Speed [km/h] (Section)	67.0 (1600 - 1400)
Race State	Finished



Doomben QLD --Professional-2026-05-16
 Race 5: SKY RACING BERNBOROUGH HANDICAP - 1600m
 16 May 2026 - 2:11PM
 Track Rating: Soft 7, Weather: Fine, Rail Position: True Entire Circuit



Section	L1600	L1400	L1200	L1000	L800	L600	L400	L200
Section Times	1:37.04 (0:14.02)	1:23.02 [8] (0:11.46)	1:11.56 [7] (0:11.60)	0:59.96 [7] (0:12.20)	0:47.77 [8] (0:12.46)	0:35.31 [8] (0:12.21)	0:23.10 [8] (0:11.37)	0:11.73 [6] (0:11.73)
Average Speed [km/h]	51.7	63.0	62.0	59.3	58.1	58.8	63.2	61.2
Top Speed [km/h]	67.0	66.1	63.2	61.3	59.0	60.6	64.5	63.0
Avg. Dist. to Rail [m]	3.1	0.7	2.1	1.7	0.9	0.8	2.2	5.0
Avg. Stride Freq. [Hz]	2.4	2.3	2.3	2.2	2.2	2.2	2.3	2.3
Avg. Stride Length [m]	6.6	7.7	7.6	7.6	7.4	7.5	7.6	7.6



- [] Ranking at each section and finish
- :-:- No data available at this section
- NA No data available

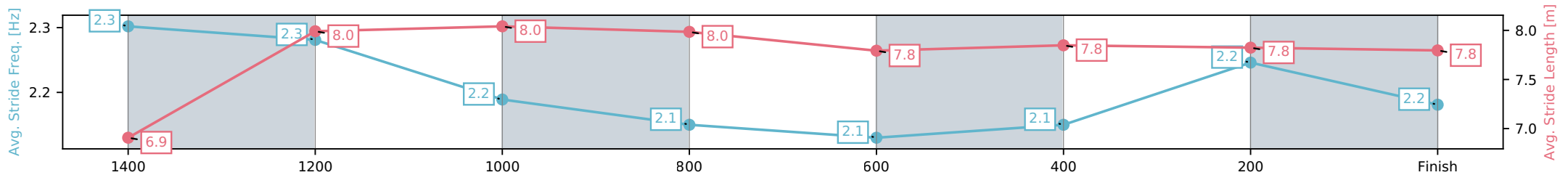
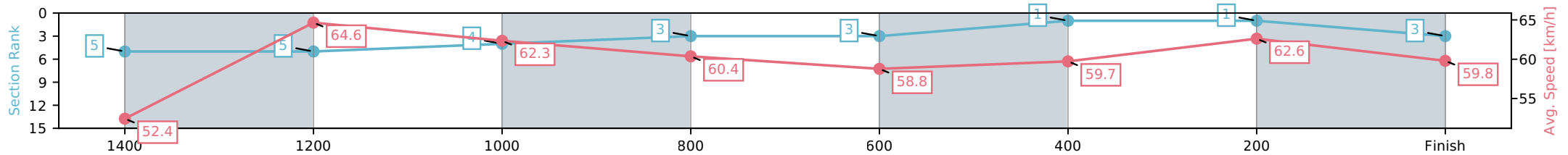
Horse/Jockey Name	Kronenbourg/Mark Zahra
Finish Rank	3
Fastest Section Time (Section)	0:11.34 (1400-1200)
Top Speed [km/h] (Section)	65.6 (1400-1200)
Race State	Finished



Doomben QLD --Professional-2026-05-16
 Race 5: SKY RACING BERNBOROUGH HANDICAP - 1600m
 16 May 2026 - 2:11PM
 Track Rating: Soft 7, Weather: Fine, Rail Position: True Entire Circuit



Section	L1600	L1400	L1200	L1000	L800	L600	L400	L200
Section Times	1:37.12 (0:13.91)	1:23.21 [5] (0:11.34)	1:11.87 [5] (0:11.56)	1:00.31 [4] (0:12.03)	0:48.28 [3] (0:12.34)	0:35.94 [3] (0:12.22)	0:23.72 [1] (0:11.59)	0:12.13 [1] (0:12.13)
Average Speed [km/h]	52.4	64.6	62.3	60.4	58.8	59.7	62.6	59.8
Top Speed [km/h]	65.5	65.6	63.3	62.0	59.7	61.4	63.3	62.3
Avg. Dist. to Rail [m]	5.0	2.8	3.9	3.3	1.8	2.4	4.6	5.5
Avg. Stride Freq. [Hz]	2.3	2.3	2.2	2.1	2.1	2.1	2.2	2.2
Avg. Stride Length [m]	6.9	8.0	8.0	8.0	7.8	7.8	7.8	7.8



- [] Ranking at each section and finish
- :-:- No data available at this section
- NA No data available

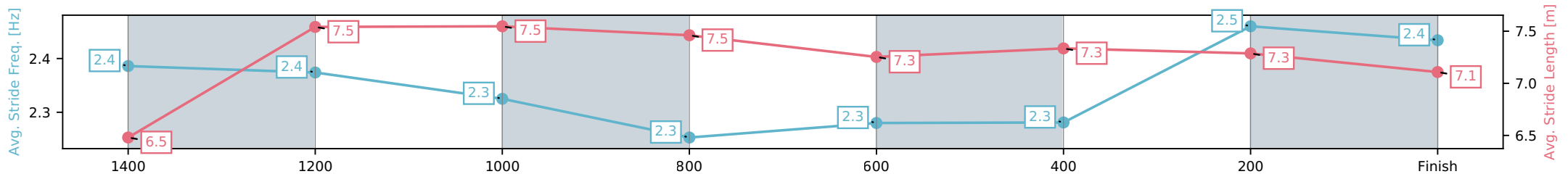
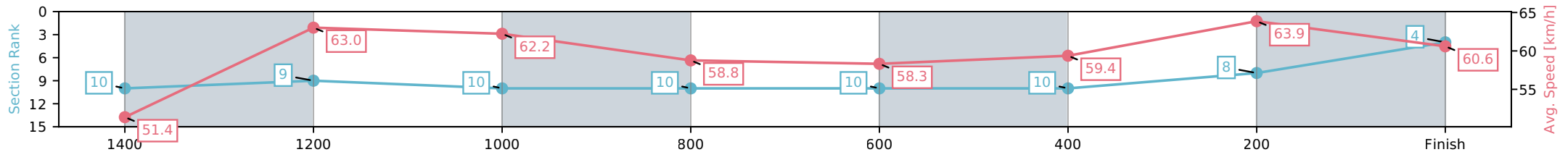
Horse/Jockey Name	Welwal/James McDonald
Finish Rank	4
Fastest Section Time (Section)	0:11.24 (400-200)
Top Speed [km/h] (Section)	67.4 (1600 - 1400)
Race State	Finished



Doomben QLD --Professional-2026-05-16
 Race 5: SKY RACING BERNBOROUGH HANDICAP - 1600m
 16 May 2026 - 2:11PM
 Track Rating: Soft 7, Weather: Fine, Rail Position: True Entire Circuit



Section	L1600	L1400	L1200	L1000	L800	L600	L400	L200
Section Times	1:37.29 (0:14.22)	1:23.07 [10] (0:11.52)	1:11.55 [9] (0:11.57)	0:59.98 [10] (0:12.33)	0:47.66 [10] (0:12.40)	0:35.26 [10] (0:12.06)	0:23.20 [10] (0:11.24)	0:11.95 [8] (0:11.95)
Average Speed [km/h]	51.4	63.0	62.2	58.8	58.3	59.4	63.9	60.6
Top Speed [km/h]	67.4	66.0	63.0	60.7	60.4	61.9	64.7	64.0
Avg. Dist. to Rail [m]	5.8	1.2	2.1	2.4	0.6	0.8	3.0	8.5
Avg. Stride Freq. [Hz]	2.4	2.4	2.3	2.3	2.3	2.3	2.5	2.4
Avg. Stride Length [m]	6.5	7.5	7.5	7.5	7.3	7.3	7.3	7.1



[] Ranking at each section and finish
 -:-:- No data available at this section
 NA No data available

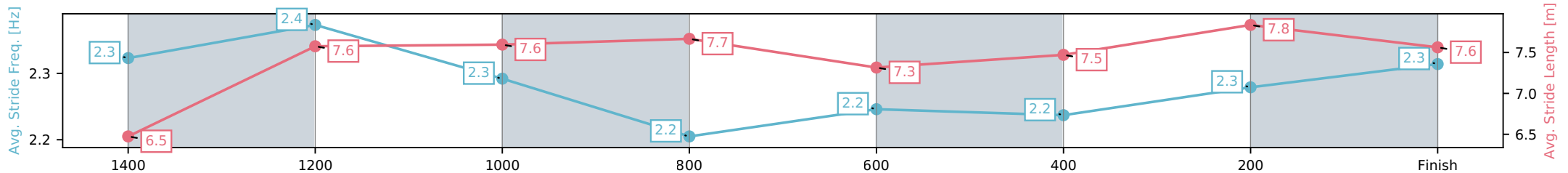
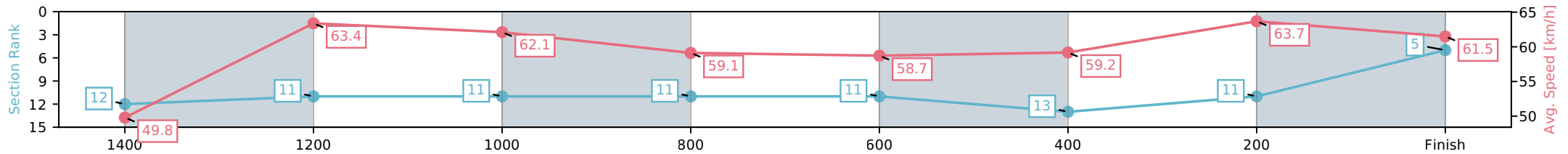
Horse/Jockey Name	Prince Levi/Mark Du Plessis
Finish Rank	5
Fastest Section Time (Section)	0:11.31 (1400-1200)
Top Speed [km/h] (Section)	64.9 (1400-1200)
Race State	Finished



Doomben QLD --Professional-2026-05-16
 Race 5: SKY RACING BERNBOROUGH HANDICAP - 1600m
 16 May 2026 - 2:11PM
 Track Rating: Soft 7, Weather: Fine, Rail Position: True Entire Circuit



Section	L1600	L1400	L1200	L1000	L800	L600	L400	L200
Section Times	1:37.34 (0:14.69)	1:22.65 [12] (0:11.31)	1:11.33 [11] (0:11.59)	0:59.75 [11] (0:12.16)	0:47.59 [11] (0:12.29)	0:35.30 [11] (0:12.23)	0:23.07 [13] (0:11.35)	0:11.72 [11] (0:11.72)
Average Speed [km/h]	49.8	63.4	62.1	59.1	58.7	59.2	63.7	61.5
Top Speed [km/h]	64.1	64.9	62.9	61.3	61.1	61.2	64.7	64.3
Avg. Dist. to Rail [m]	7.5	0.5	0.5	0.5	0.5	1.2	3.5	8.6
Avg. Stride Freq. [Hz]	2.3	2.4	2.3	2.2	2.2	2.2	2.3	2.3
Avg. Stride Length [m]	6.5	7.6	7.6	7.7	7.3	7.5	7.8	7.6



[] Ranking at each section and finish
 -:-:- No data available at this section
 NA No data available

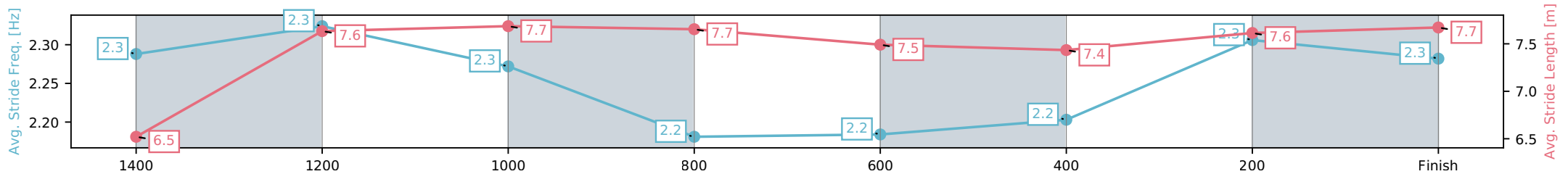
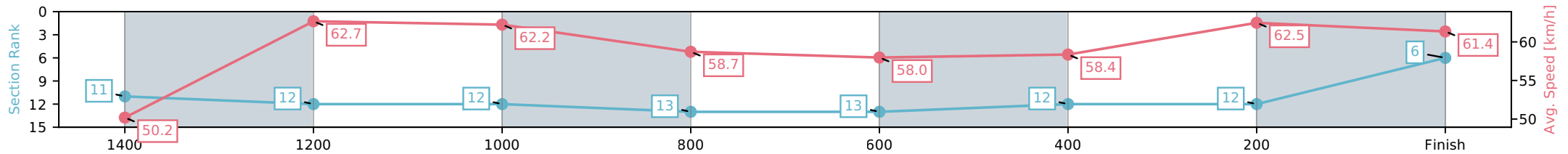
Horse/Jockey Name	Fawkner Park/Ethan Brown
Finish Rank	6
Fastest Section Time (Section)	0:11.45 (400-200)
Top Speed [km/h] (Section)	64.2 (1400-1200)
Race State	Finished



Doomben QLD --Professional-2026-05-16
 Race 5: SKY RACING BERNBOROUGH HANDICAP - 1600m
 16 May 2026 - 2:11PM
 Track Rating: Soft 7, Weather: Fine, Rail Position: True Entire Circuit



Section	L1600	L1400	L1200	L1000	L800	L600	L400	L200
Section Times	1:37.36 (0:14.51)	1:22.85 [11] (0:11.51)	1:11.34 [12] (0:11.59)	0:59.75 [12] (0:12.25)	0:47.50 [13] (0:12.26)	0:35.25 [13] (0:12.12)	0:23.13 [12] (0:11.45)	0:11.68 [12] (0:11.68)
Average Speed [km/h]	50.2	62.7	62.2	58.7	58.0	58.4	62.5	61.4
Top Speed [km/h]	63.6	64.2	63.3	61.3	59.0	60.2	63.7	62.8
Avg. Dist. to Rail [m]	5.2	0.5	0.8	0.8	2.3	3.1	2.0	4.3
Avg. Stride Freq. [Hz]	2.3	2.3	2.3	2.2	2.2	2.2	2.3	2.3
Avg. Stride Length [m]	6.5	7.6	7.7	7.7	7.5	7.4	7.6	7.7



- [] Ranking at each section and finish
- :-:- No data available at this section
- NA No data available

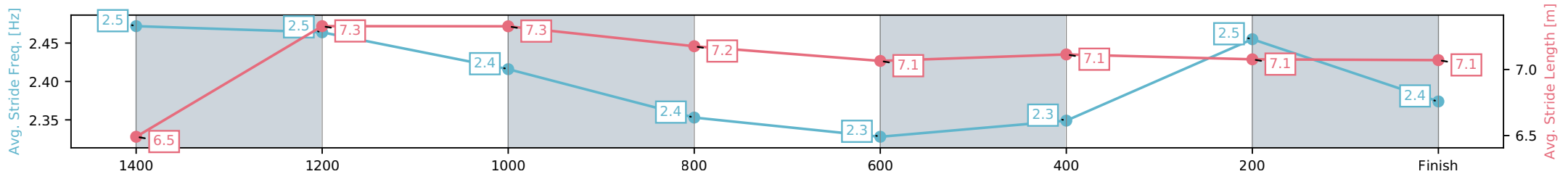
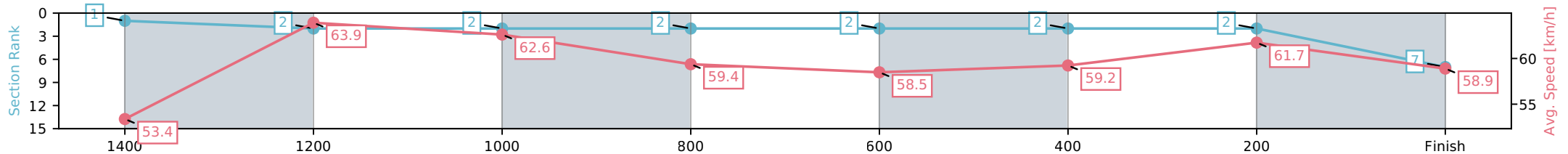
Horse/Jockey Name	Victoria Road/Ryan Maloney
Finish Rank	7
Fastest Section Time (Section)	0:11.38 (1400-1200)
Top Speed [km/h] (Section)	65.4 (1600 - 1400)
Race State	Finished



Doomben QLD --Professional-2026-05-16
 Race 5: SKY RACING BERNBOROUGH HANDICAP - 1600m
 16 May 2026 - 2:11PM
 Track Rating: Soft 7, Weather: Fine, Rail Position: True Entire Circuit



Section	L1600	L1400	L1200	L1000	L800	L600	L400	L200
Section Times	1:37.41 (0:13.68)	1:23.73 [1] (0:11.38)	1:12.34 [2] (0:11.52)	1:00.83 [2] (0:12.17)	0:48.66 [2] (0:12.42)	0:36.24 [2] (0:12.27)	0:23.97 [2] (0:11.69)	0:12.28 [2] (0:12.28)
Average Speed [km/h]	53.4	63.9	62.6	59.4	58.5	59.2	61.7	58.9
Top Speed [km/h]	65.4	65.3	63.7	61.3	59.0	60.5	63.4	61.1
Avg. Dist. to Rail [m]	2.2	1.6	2.8	1.7	2.0	1.4	2.7	4.1
Avg. Stride Freq. [Hz]	2.5	2.5	2.4	2.4	2.3	2.3	2.5	2.4
Avg. Stride Length [m]	6.5	7.3	7.3	7.2	7.1	7.1	7.1	7.1



[] Ranking at each section and finish
 -:-:- No data available at this section
 NA No data available

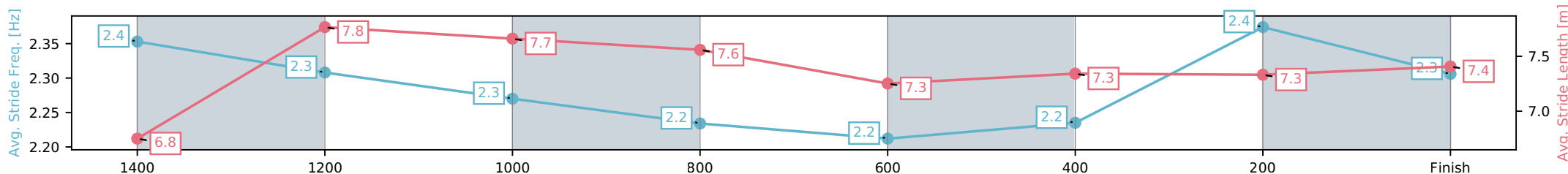
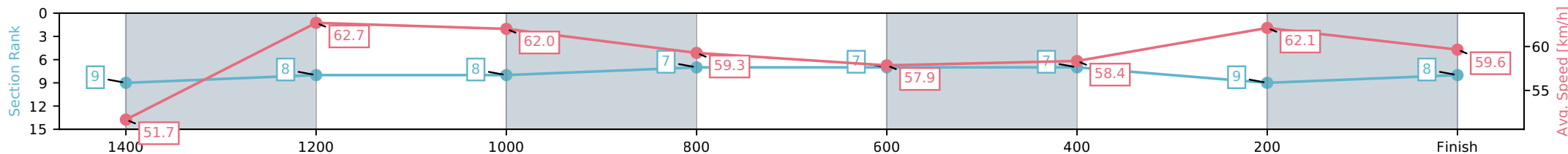
Horse/Jockey Name	The Drover/Ron Stewart
Finish Rank	8
Fastest Section Time (Section)	0:11.38 (1400-1200)
Top Speed [km/h] (Section)	66.5 (1400-1200)
Race State	Finished



Doomben QLD --Professional-2026-05-16
 Race 5: SKY RACING BERNBOROUGH HANDICAP - 1600m
 16 May 2026 - 2:11PM
 Track Rating: Soft 7, Weather: Fine, Rail Position: True Entire Circuit



Section	L1600	L1400	L1200	L1000	L800	L600	L400	L200
Section Times	1:37.55 (0:14.13)	1:23.42 [9] (0:11.38)	1:12.04 [8] (0:11.56)	1:00.47 [8] (0:12.15)	0:48.32 [7] (0:12.37)	0:35.95 [7] (0:12.25)	0:23.70 [7] (0:11.54)	0:12.16 [9] (0:12.16)
Average Speed [km/h]	51.7	62.7	62.0	59.3	57.9	58.4	62.1	59.6
Top Speed [km/h]	66.3	66.5	62.8	61.9	58.4	59.7	63.5	61.6
Avg. Dist. to Rail [m]	1.9	1.5	0.7	0.6	0.7	1.6	1.6	5.4
Avg. Stride Freq. [Hz]	2.4	2.3	2.3	2.2	2.2	2.2	2.4	2.3
Avg. Stride Length [m]	6.8	7.8	7.7	7.6	7.3	7.3	7.3	7.4



- [] Ranking at each section and finish
- :-:- No data available at this section
- NA No data available

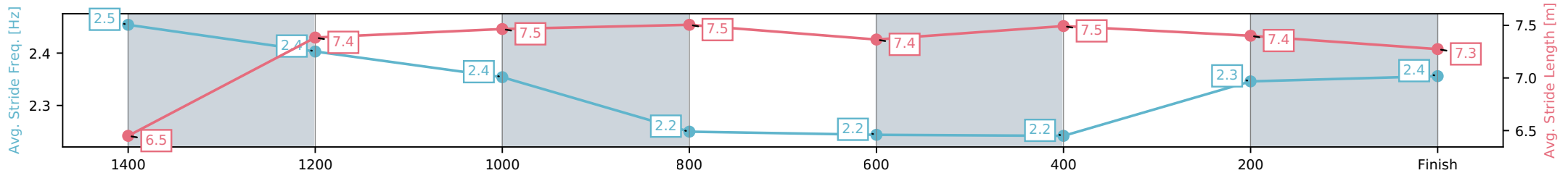
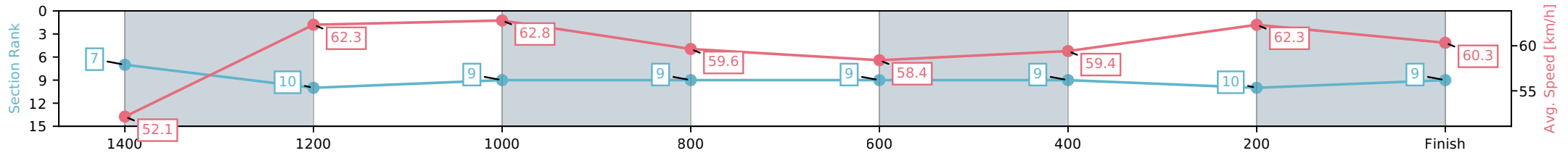
Horse/Jockey Name	Demon Darb/Taylor Marshall
Finish Rank	9
Fastest Section Time (Section)	0:11.48 (1200-1000)
Top Speed [km/h] (Section)	66.3 (1600 - 1400)
Race State	Finished



Doomben QLD --Professional-2026-05-16
 Race 5: SKY RACING BERNBOROUGH HANDICAP - 1600m
 16 May 2026 - 2:11PM
 Track Rating: Soft 7, Weather: Fine, Rail Position: True Entire Circuit



Section	L1600	L1400	L1200	L1000	L800	L600	L400	L200
Section Times	1:37.58 (0:14.00)	1:23.58 [7] (0:11.74)	1:11.84 [10] (0:11.48)	1:00.36 [9] (0:12.13)	0:48.23 [9] (0:12.42)	0:35.81 [9] (0:12.18)	0:23.63 [9] (0:11.63)	0:12.01 [10] (0:12.01)
Average Speed [km/h]	52.1	62.3	62.8	59.6	58.4	59.4	62.3	60.3
Top Speed [km/h]	66.3	65.0	64.1	62.0	59.6	60.8	63.4	63.2
Avg. Dist. to Rail [m]	9.8	2.0	1.9	1.8	1.3	1.4	4.8	10.5
Avg. Stride Freq. [Hz]	2.5	2.4	2.4	2.2	2.2	2.2	2.3	2.4
Avg. Stride Length [m]	6.5	7.4	7.5	7.5	7.4	7.5	7.4	7.3



[] Ranking at each section and finish
 -:-:- No data available at this section
 NA No data available

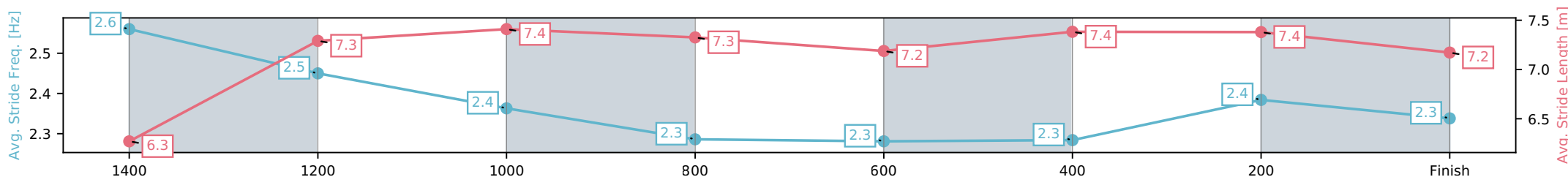
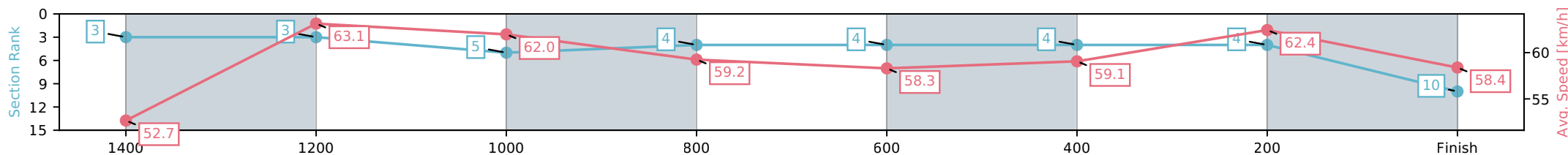
Horse/Jockey Name	Kintyre/Cejay Graham
Finish Rank	10
Fastest Section Time (Section)	0:11.34 (1400-1200)
Top Speed [km/h] (Section)	64.7 (1400-1200)
Race State	Finished



Doomben QLD --Professional-2026-05-16
 Race 5: SKY RACING BERNBOROUGH HANDICAP - 1600m
 16 May 2026 - 2:11PM
 Track Rating: Soft 7, Weather: Fine, Rail Position: True Entire Circuit



Section	L1600	L1400	L1200	L1000	L800	L600	L400	L200
Section Times	1:37.60 (0:13.84)	1:23.76 [3] (0:11.34)	1:12.42 [3] (0:11.65)	1:00.77 [5] (0:12.15)	0:48.62 [4] (0:12.39)	0:36.23 [4] (0:12.25)	0:23.98 [4] (0:11.57)	0:12.41 [4] (0:12.41)
Average Speed [km/h]	52.7	63.1	62.0	59.2	58.3	59.1	62.4	58.4
Top Speed [km/h]	64.5	64.7	62.7	60.9	59.0	60.2	63.5	62.5
Avg. Dist. to Rail [m]	0.8	0.5	0.4	0.3	0.7	0.8	4.0	7.1
Avg. Stride Freq. [Hz]	2.6	2.5	2.4	2.3	2.3	2.3	2.4	2.3
Avg. Stride Length [m]	6.3	7.3	7.4	7.3	7.2	7.4	7.4	7.2



[] Ranking at each section and finish
 -:-:- No data available at this section
 NA No data available

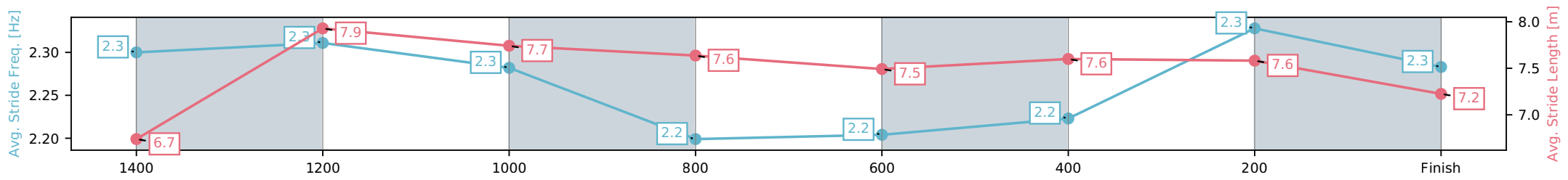
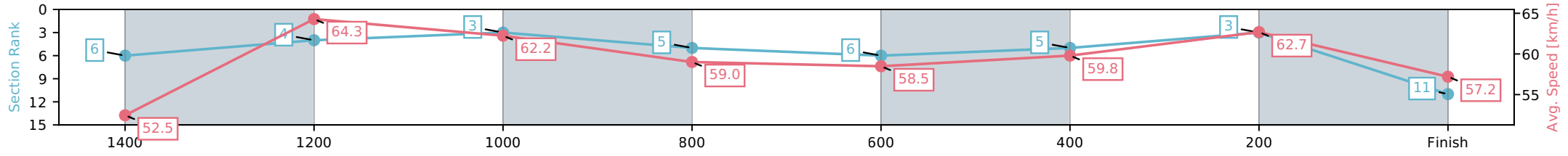
Horse/Jockey Name	Cote Atlantique/Jace McMurray
Finish Rank	11
Fastest Section Time (Section)	0:11.27 (1400-1200)
Top Speed [km/h] (Section)	66.7 (1600 - 1400)
Race State	Finished



Doomben QLD --Professional-2026-05-16
 Race 5: SKY RACING BERNBOROUGH HANDICAP - 1600m
 16 May 2026 - 2:11PM
 Track Rating: Soft 7, Weather: Fine, Rail Position: True Entire Circuit



Section	L1600	L1400	L1200	L1000	L800	L600	L400	L200
Section Times	1:37.82 (0:13.94)	1:23.88 [6] (0:11.27)	1:12.60 [4] (0:11.58)	1:01.02 [3] (0:12.29)	0:48.73 [5] (0:12.50)	0:36.24 [6] (0:12.07)	0:24.16 [5] (0:11.53)	0:12.64 [3] (0:12.64)
Average Speed [km/h]	52.5	64.3	62.2	59.0	58.5	59.8	62.7	57.2
Top Speed [km/h]	66.7	66.5	63.7	61.4	59.6	61.4	63.9	61.5
Avg. Dist. to Rail [m]	6.8	1.1	3.3	3.5	2.3	0.9	3.5	7.4
Avg. Stride Freq. [Hz]	2.3	2.3	2.3	2.2	2.2	2.2	2.3	2.3
Avg. Stride Length [m]	6.7	7.9	7.7	7.6	7.5	7.6	7.6	7.2



[] Ranking at each section and finish
 -.-.- No data available at this section
 NA No data available

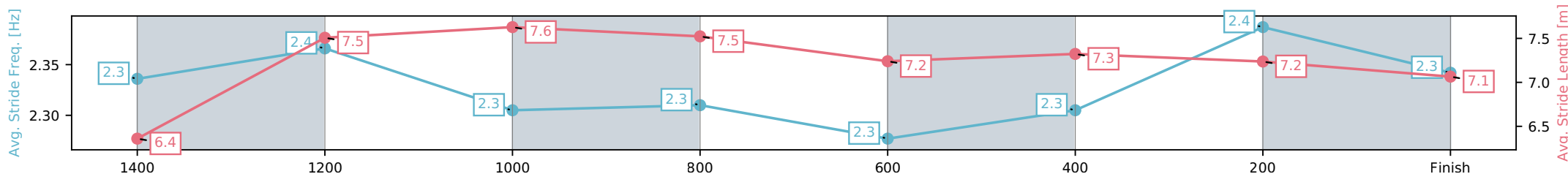
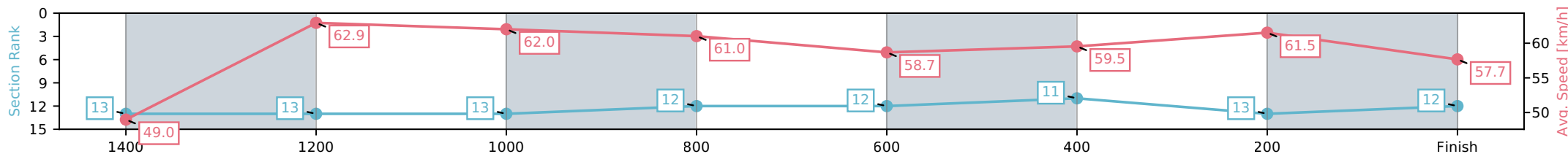
Horse/Jockey Name	Viking Invasion/Ben Thompson
Finish Rank	12
Fastest Section Time (Section)	0:11.45 (1400-1200)
Top Speed [km/h] (Section)	64.2 (1400-1200)
Race State	Finished



Doomben QLD --Professional-2026-05-16
 Race 5: SKY RACING BERNBOROUGH HANDICAP - 1600m
 16 May 2026 - 2:11PM
 Track Rating: Soft 7, Weather: Fine, Rail Position: True Entire Circuit



Section	L1600	L1400	L1200	L1000	L800	L600	L400	L200
Section Times	1:38.37 (0:14.90)	1:23.47 [13] (0:11.45)	1:12.01 [13] (0:11.60)	1:00.42 [13] (0:11.81)	0:48.60 [12] (0:12.29)	0:36.32 [12] (0:12.10)	0:24.21 [11] (0:11.74)	0:12.48 [13] (0:12.48)
Average Speed [km/h]	49.0	62.9	62.0	61.0	58.7	59.5	61.5	57.7
Top Speed [km/h]	62.6	64.2	63.2	61.9	60.0	60.9	62.2	60.8
Avg. Dist. to Rail [m]	6.8	0.1	0.3	0.8	0.3	0.3	3.7	8.3
Avg. Stride Freq. [Hz]	2.3	2.4	2.3	2.3	2.3	2.3	2.4	2.3
Avg. Stride Length [m]	6.4	7.5	7.6	7.5	7.2	7.3	7.2	7.1



- [] Ranking at each section and finish
- :-:- No data available at this section
- NA No data available

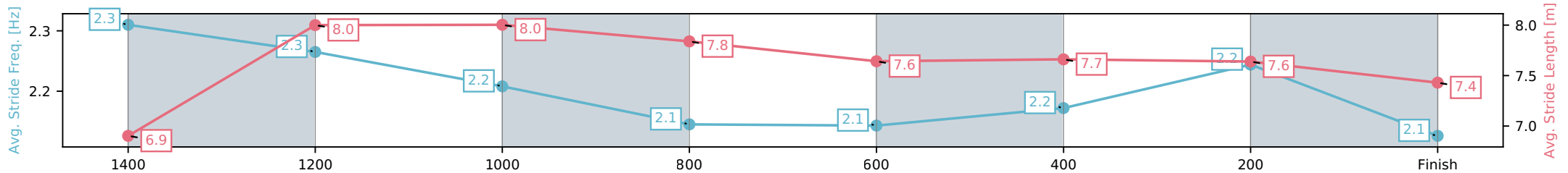
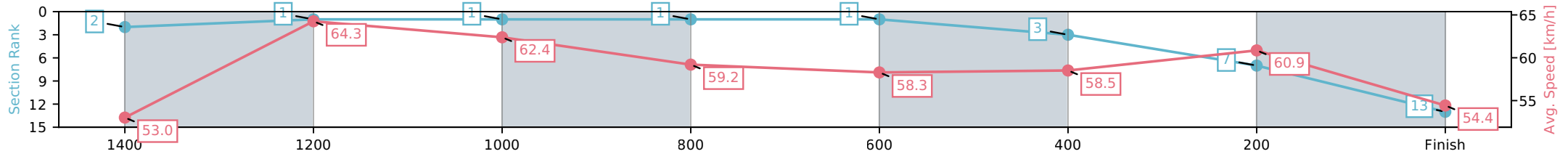
Horse/Jockey Name	Cristal Clear/Tommy Berry
Finish Rank	13
Fastest Section Time (Section)	0:11.24 (1400-1200)
Top Speed [km/h] (Section)	66.3 (1400-1200)
Race State	Finished



Doomben QLD --Professional-2026-05-16
 Race 5: SKY RACING BERNBOROUGH HANDICAP - 1600m
 16 May 2026 - 2:11PM
 Track Rating: Soft 7, Weather: Fine, Rail Position: True Entire Circuit



Section	L1600	L1400	L1200	L1000	L800	L600	L400	L200
Section Times	1:38.53 (0:13.77)	1:24.76 [2] (0:11.24)	1:13.52 [1] (0:11.53)	1:01.99 [1] (0:12.17)	0:49.82 [1] (0:12.38)	0:37.43 [1] (0:12.37)	0:25.07 [3] (0:11.85)	0:13.21 [7] (0:13.21)
Average Speed [km/h]	53.0	64.3	62.4	59.2	58.3	58.5	60.9	54.4
Top Speed [km/h]	65.8	66.3	62.8	60.9	58.7	59.3	62.1	59.2
Avg. Dist. to Rail [m]	1.2	0.5	1.1	0.5	0.6	0.9	2.0	4.1
Avg. Stride Freq. [Hz]	2.3	2.3	2.2	2.1	2.1	2.2	2.2	2.1
Avg. Stride Length [m]	6.9	8.0	8.0	7.8	7.6	7.7	7.6	7.4



- [] Ranking at each section and finish
- :-:- No data available at this section
- NA No data available



Doomben QLD

Race 6: MAGIC MILLIONS BRIGHT SHADOW - 1110m

16 May 2026 - 2:45PM



BRISBANE
RACING CLUB

Track Rating: Soft 7, Weather: Fine, Rail Position: True Entire Circuit

Field Times (Race Tempo) 1:04.49 0:56.29 0:45.65 0:34.39 0:22.95 0:11.59
 (0:08.20) (0:10.64) (0:11.26) (0:11.44) (0:11.36) (0:11.59)

Rank	TAB#	Horse	Overall Time	First 400m	Top Speed km/h (Section)	L1110	L1000	L800	L600	L400	L200		
	(BAR#)	Jockey	Margin (DT-W)	Last 600m	Fastest Section (Time)	Start - 1000	1000 - 800	800 - 600	600 - 400	400 - 200	200 - Finish		
1	8	Cigar Flick	1:04.49	0:24.93	67.0 (400-200)	1:04.49	0:55.69 [12]	0:44.68 [12]	0:33.36 [12]	0:22.19 [12]	0:11.36 [7]		
	(9)	Tommy Berry		0:33.35	400-200 (0:10.83)	(0:08.80)	(0:11.01)	(0:11.33)	(0:11.16)	(0:10.83)	(0:11.36)		
2	13	Zouperb	1:04.71	0:24.58	67.4 (1000-800)	1:04.71	0:56.22 [7]	0:45.21 [7]	0:33.97 [6]	0:22.71 [8]	0:11.68 [4]		
	(7)	Cejay Graham	1.2L (+0)	0:33.97	1000-800 (0:11.01)	(0:08.49)	(0:11.01)	(0:11.24)	(0:11.26)	(0:11.03)	(0:11.68)		
3	5	Poster Girl	1:04.94	0:24.47	67.0 (1000-800)	1:04.94	0:56.58 [4]	0:45.50 [5]	0:34.17 [8]	0:22.98 [6]	0:11.97 [2]		
	(10)	Martin Harley	2.6L (-5)	0:34.18	400-200 (0:11.02)	(0:08.36)	(0:11.08)	(0:11.32)	(0:11.19)	(0:11.02)	(0:11.97)		
4	6	Lonhro's Queen	1:05.03	0:24.76	68.5 (1000-800)	1:05.03	0:56.27 [11]	0:45.39 [9]	0:34.11 [10]	0:22.83 [10]	0:11.80 [8]		
	(8)	Tim Clark	3.1L (+1)	0:34.11	1000-800 (0:10.88)	(0:08.76)	(0:10.88)	(0:11.28)	(0:11.28)	(0:11.03)	(0:11.80)		
5	10	Give Giggles	1:05.06	0:23.86	68.5 (1000-800)	1:05.06	0:56.86 [1]	0:46.22 [1]	0:34.96 [1]	0:23.52 [1]	0:12.16 [1]		
	(2)	Ben Thompson	3.3L (-7)	0:34.96	1000-800 (0:10.64)	(0:08.20)	(0:10.64)	(0:11.26)	(0:11.44)	(0:11.36)	(0:12.16)		
6	2	The Black Cloud	1:05.17	0:24.49	68.1 (1000-800)	1:05.17	0:56.59 [9]	0:45.71 [6]	0:34.53 [5]	0:23.22 [5]	0:11.94 [9]		
	(1)	Nash Rawiller	4.0L (-7)	0:34.53	1000-800 (0:10.88)	(0:08.58)	(0:10.88)	(0:11.18)	(0:11.31)	(0:11.28)	(0:11.94)		
7	3	Autmarr	1:05.22	0:24.04	68.7 (1000-800)	1:05.22	0:56.95 [3]	0:46.24 [2]	0:34.98 [2]	0:23.54 [2]	0:12.14 [6]		
	(3)	Zac Purton	4.2L (-5)	0:34.98	1000-800 (0:10.71)	(0:08.27)	(0:10.71)	(0:11.26)	(0:11.44)	(0:11.40)	(0:12.14)		
8	11	Nepo Baby	1:05.26	0:24.19	67.6 (1000-800)	1:05.26	0:57.00 [2]	0:46.11 [3]	0:34.88 [4]	0:23.57 [3]	0:12.28 [3]		
	(5)	Mark Du Plessis	4.5L (-6)	0:34.88	1000-800 (0:10.89)	(0:08.26)	(0:10.89)	(0:11.23)	(0:11.31)	(0:11.29)	(0:12.28)		
9	16	Savagery Vibe	1:05.30	0:24.65	66.4 (1000-800)	1:05.30	0:56.76 [8]	0:45.72 [8]	0:34.43 [9]	0:23.13 [9]	0:11.95 [12]		
	(4)	Daniel Moor	4.8L (-6)	0:34.43	1000-800 (0:11.05)	(0:08.54)	(0:11.05)	(0:11.28)	(0:11.30)	(0:11.18)	(0:11.95)		
10	18	She's Exotic	1:05.35	0:24.73	67.4 (1000-800)	1:05.35	0:56.62 [10]	0:45.64 [11]	0:34.32 [11]	0:23.10 [11]	0:12.04 [11]		
	(12)	Jake Bayliss	5.0L (-5)	0:34.32	1000-800 (0:10.98)	(0:08.73)	(0:10.98)	(0:11.32)	(0:11.22)	(0:11.06)	(0:12.04)		

Scratched: Catch The Glory (#1), Liquor (#4), Spring Lee (#7), Gumdrops (#9), Hidden Melody (#15), Ready To Schipp (#17), Overfull (#19), Miss Freeloove (#20), Mercurial Lady (#21)

Report Created: Sat 16 May 2026

(Note: Races are conducted over an approximate distance as close as possible to the advertised distance, and recorded data may vary accordingly. Official times refer to race times only and do not include handicap times.)

[] Position in running at each section and finish TAB# Saddle cloth number
 -:-:- No data available at this section BAR# Barrier/Gate Position
 NA No data available DNF Did not finish
 DNT Did not track DT-W Distance travelled compared to winner in metres

Fastest split
 Fastest section

data processed by TRIPLES DATA



Doomben QLD
Race 6: MAGIC MILLIONS BRIGHT SHADOW - 1110m
 16 May 2026 - 2:45PM



BRISBANE
 RACING CLUB

Track Rating: Soft 7, Weather: Fine, Rail Position: True Entire Circuit

Field Times 1:04.49 0:56.29 0:45.65 0:34.39 0:22.95 0:11.59
 (Race Tempo) (0:08.20) (0:10.64) (0:11.26) (0:11.44) (0:11.36) (0:11.59)

Rank	TAB#	Horse	Overall Time	First 400m	Top Speed km/h (Section)	L1110	L1000	L800	L600	L400	L200		
	(BAR#)	Jockey	Margin (DT-W)	Last 600m	Fastest Section (Time)	Start - 1000	1000 - 800	800 - 600	600 - 400	400 - 200	200 - Finish		
11	14	En Pointe	1:05.38	0:24.23	67.7 (1000-800)	1:05.38	0:56.94 [5]	0:46.14 [4]	0:35.00 [3]	0:23.67 [4]	0:12.33 [5]		
	(6)	Taylor Marshall	5.2L (-2)	0:35.00	1000-800 (0:10.80)	(0:08.44)	(0:10.80)	(0:11.14)	(0:11.33)	(0:11.34)	(0:12.33)		
12	12	Hi Dubai	1:05.99	0:24.67	66.0 (800-600)	1:05.99	0:57.50 [6]	0:46.34 [10]	0:35.23 [7]	0:24.00 [7]	0:12.70 [10]		
	(11)	Robbie Dolan	8.8L (-4)	0:35.23	800-600 (0:11.12)	(0:08.48)	(0:11.16)	(0:11.12)	(0:11.22)	(0:11.31)	(0:12.70)		

Scratched: Catch The Glory (#1), Liquor (#4), Spring Lee (#7), Gumdrops (#9), Hidden Melody (#15), Ready To Schipp (#17), Overfull (#19), Miss Freelove (#20), Mercurial Lady (#21)

Report Created: Sat 16 May 2026

(Note: Races are conducted over an approximate distance as close as possible to the advertised distance, and recorded data may vary accordingly. Official times refer to race times only and do not include handicap times.)

[] Position in running at each section and finish TAB# Saddle cloth number

-:-:- No data available at this section

NA No data available

DNT Did not track

BAR# Barrier/Gate Position

DNF Did not finish

DT-W Distance travelled compared to winner in metres

Fastest split

Fastest section

data processed by **TRIPLES DATA**

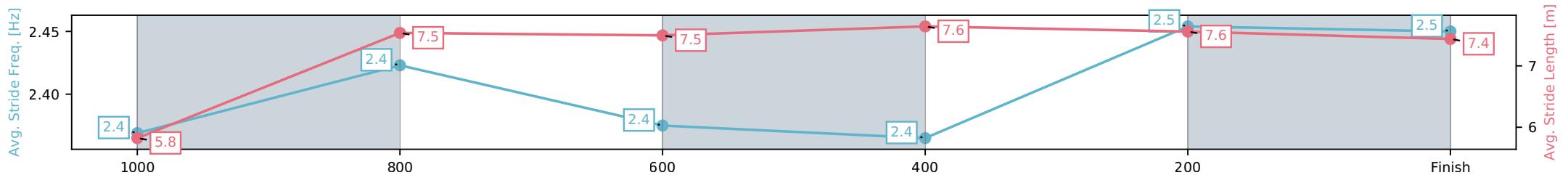
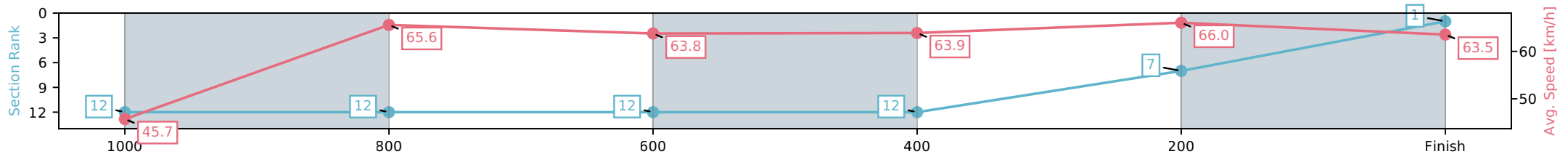
Horse/Jockey Name	Cigar Flick/Tommy Berry
Finish Rank	1
Fastest Section Time (Section)	0:10.83 (400-200)
Top Speed [km/h] (Section)	67.0 (400-200)
Race State	Finished



Doomben QLD --Professional-2026-05-16
 Race 6: MAGIC MILLIONS BRIGHT SHADOW - 1110m
 16 May 2026 - 2:45PM
 Track Rating: Soft 7, Weather: Fine, Rail Position: True Entire Circuit



Section	L1110	L1000	L800	L600	L400	L200
Section Times	1:04.49 (0:08.80)	0:55.69 [12] (0:11.01)	0:44.68 [12] (0:11.33)	0:33.36 [12] (0:11.16)	0:22.19 [12] (0:10.83)	0:11.36 [7] (0:11.36)
Average Speed [km/h]	45.7	65.6	63.8	63.9	66.0	63.5
Top Speed [km/h]	62.5	66.5	65.7	65.0	67.0	66.5
Avg. Dist. to Rail [m]	8.3	1.7	0.6	1.5	2.3	1.9
Avg. Stride Freq. [Hz]	2.4	2.4	2.4	2.4	2.5	2.5
Avg. Stride Length [m]	5.8	7.5	7.5	7.6	7.6	7.4



[] Ranking at each section and finish
 -:-:- No data available at this section
 NA No data available

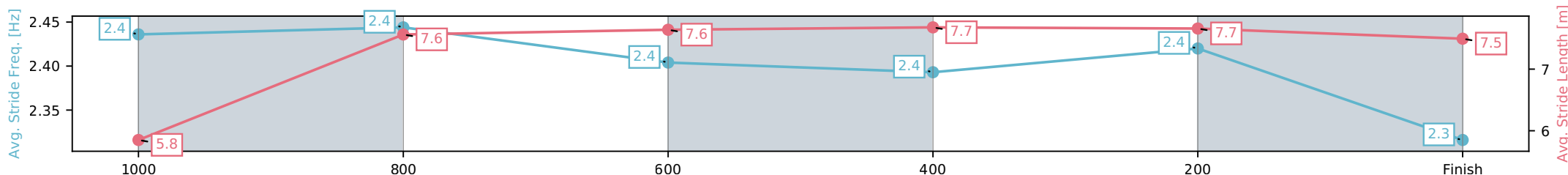
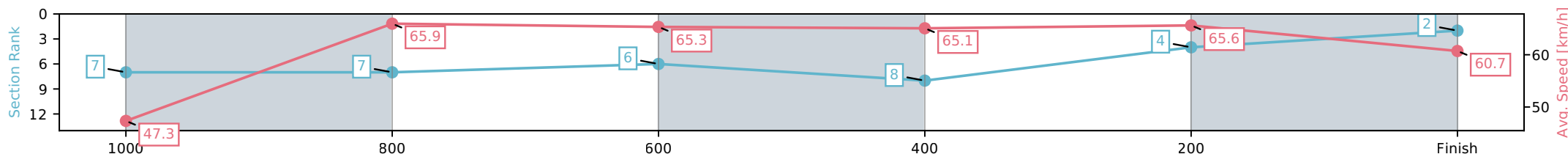
Horse/Jockey Name	Zouperb/Cejay Graham
Finish Rank	2
Fastest Section Time (Section)	0:11.01 (1000-800)
Top Speed [km/h] (Section)	67.4 (1000-800)
Race State	Finished



Doomben QLD --Professional-2026-05-16
 Race 6: MAGIC MILLIONS BRIGHT SHADOW - 1110m
 16 May 2026 - 2:45PM
 Track Rating: Soft 7, Weather: Fine, Rail Position: True Entire Circuit



Section	L1110	L1000	L800	L600	L400	L200
Section Times	1:04.71 (0:08.49)	0:56.22 [7] (0:11.01)	0:45.21 [7] (0:11.24)	0:33.97 [6] (0:11.26)	0:22.71 [8] (0:11.03)	0:11.68 [4] (0:11.68)
Average Speed [km/h]	47.3	65.9	65.3	65.1	65.6	60.7
Top Speed [km/h]	63.1	67.4	66.0	65.8	67.3	63.1
Avg. Dist. to Rail [m]	8.2	4.7	3.7	3.1	4.1	7.0
Avg. Stride Freq. [Hz]	2.4	2.4	2.4	2.4	2.4	2.3
Avg. Stride Length [m]	5.8	7.6	7.6	7.7	7.7	7.5



- [] Ranking at each section and finish
- :-:- No data available at this section
- NA No data available

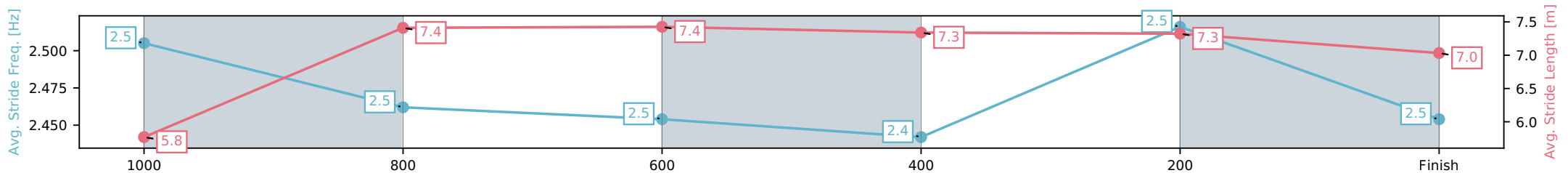
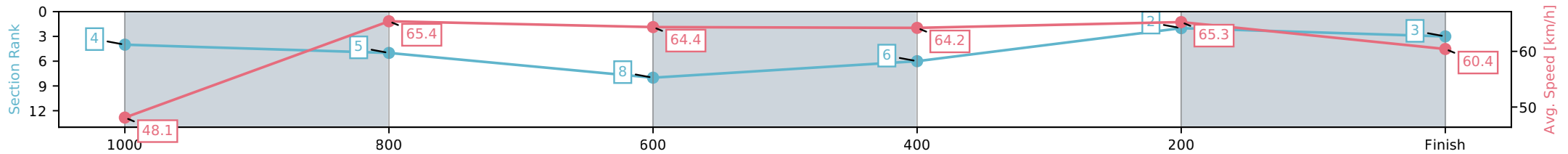
Horse/Jockey Name	Poster Girl/Martin Harley
Finish Rank	3
Fastest Section Time (Section)	0:11.02 (400-200)
Top Speed [km/h] (Section)	67.0 (1000-800)
Race State	Finished



Doomben QLD --Professional-2026-05-16
 Race 6: MAGIC MILLIONS BRIGHT SHADOW - 1110m
 16 May 2026 - 2:45PM
 Track Rating: Soft 7, Weather: Fine, Rail Position: True Entire Circuit



Section	L1110	L1000	L800	L600	L400	L200
Section Times	1:04.94 (0:08.36)	0:56.58 [4] (0:11.08)	0:45.50 [5] (0:11.32)	0:34.17 [8] (0:11.19)	0:22.98 [6] (0:11.02)	0:11.97 [2] (0:11.97)
Average Speed [km/h]	48.1	65.4	64.4	64.2	65.3	60.4
Top Speed [km/h]	62.8	67.0	66.0	65.2	66.4	64.5
Avg. Dist. to Rail [m]	10.9	4.8	2.0	0.7	2.3	5.9
Avg. Stride Freq. [Hz]	2.5	2.5	2.5	2.4	2.5	2.5
Avg. Stride Length [m]	5.8	7.4	7.4	7.3	7.3	7.0



[] Ranking at each section and finish
 -:-:- No data available at this section
 NA No data available

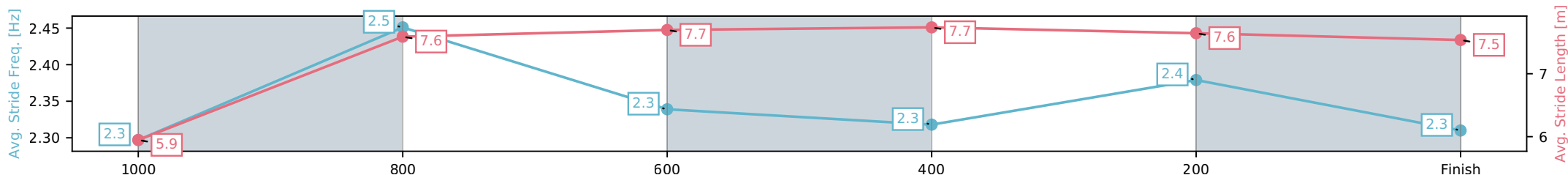
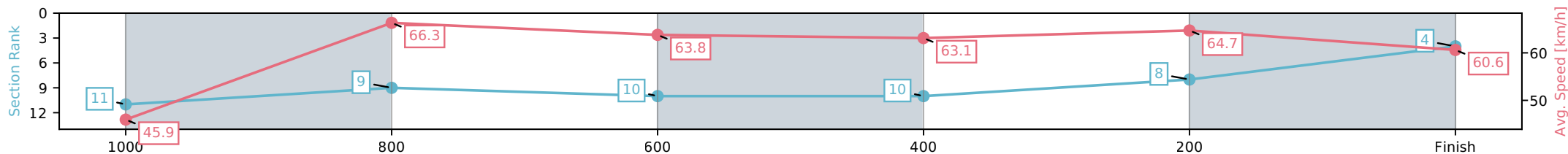
Horse/Jockey Name	Lonhro's Queen/Tim Clark
Finish Rank	4
Fastest Section Time (Section)	0:10.88 (1000-800)
Top Speed [km/h] (Section)	68.5 (1000-800)
Race State	Finished



Doomben QLD --Professional-2026-05-16
 Race 6: MAGIC MILLIONS BRIGHT SHADOW - 1110m
 16 May 2026 - 2:45PM
 Track Rating: Soft 7, Weather: Fine, Rail Position: True Entire Circuit



Section	L1110	L1000	L800	L600	L400	L200
Section Times	1:05.03 (0:08.76)	0:56.27 [11] (0:10.88)	0:45.39 [9] (0:11.28)	0:34.11 [10] (0:11.28)	0:22.83 [10] (0:11.03)	0:11.80 [8] (0:11.80)
Average Speed [km/h]	45.9	66.3	63.8	63.1	64.7	60.6
Top Speed [km/h]	62.3	68.5	64.8	65.0	65.4	64.3
Avg. Dist. to Rail [m]	7.3	0.9	0.4	2.0	2.7	0.3
Avg. Stride Freq. [Hz]	2.3	2.5	2.3	2.3	2.4	2.3
Avg. Stride Length [m]	5.9	7.6	7.7	7.7	7.6	7.5



- [] Ranking at each section and finish
- :-:- No data available at this section
- NA No data available

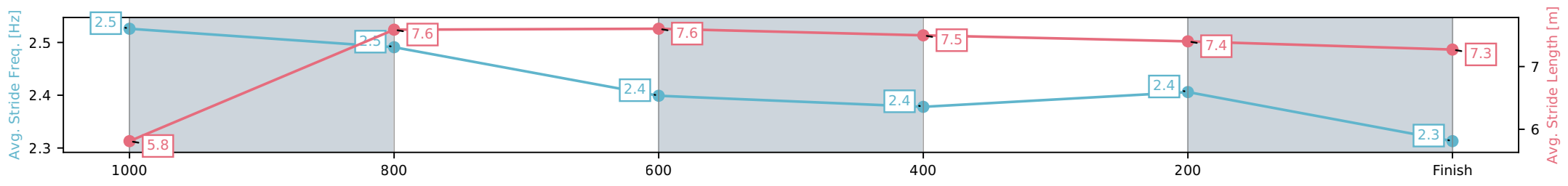
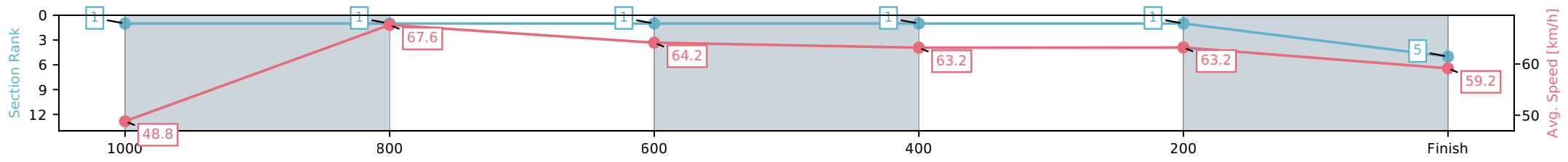
Horse/Jockey Name	Give Giggles/Ben Thompson
Finish Rank	5
Fastest Section Time (Section)	0:10.64 (1000-800)
Top Speed [km/h] (Section)	68.5 (1000-800)
Race State	Finished



Doomben QLD --Professional-2026-05-16
 Race 6: MAGIC MILLIONS BRIGHT SHADOW - 1110m
 16 May 2026 - 2:45PM
 Track Rating: Soft 7, Weather: Fine, Rail Position: True Entire Circuit



Section	L1110	L1000	L800	L600	L400	L200
Section Times	1:05.06 (0:08.20)	0:56.86 [1] (0:10.64)	0:46.22 [1] (0:11.26)	0:34.96 [1] (0:11.44)	0:23.52 [1] (0:11.36)	0:12.16 [1] (0:12.16)
Average Speed [km/h]	48.8	67.6	64.2	63.2	63.2	59.2
Top Speed [km/h]	65.2	68.5	66.2	63.6	64.2	62.1
Avg. Dist. to Rail [m]	3.3	1.0	1.0	0.8	1.3	3.7
Avg. Stride Freq. [Hz]	2.5	2.5	2.4	2.4	2.4	2.3
Avg. Stride Length [m]	5.8	7.6	7.6	7.5	7.4	7.3



[] Ranking at each section and finish
 -.-.- No data available at this section
 NA No data available

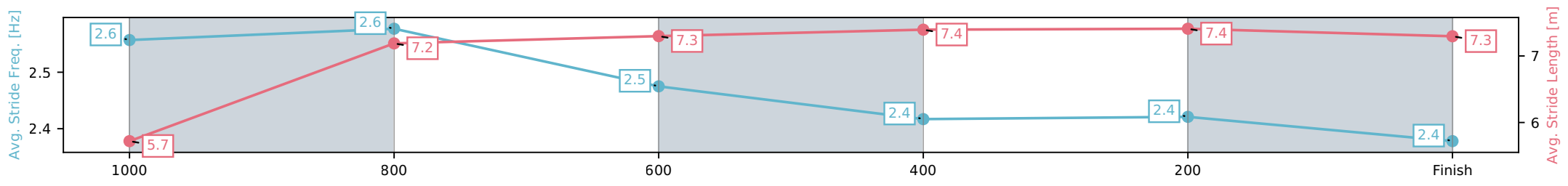
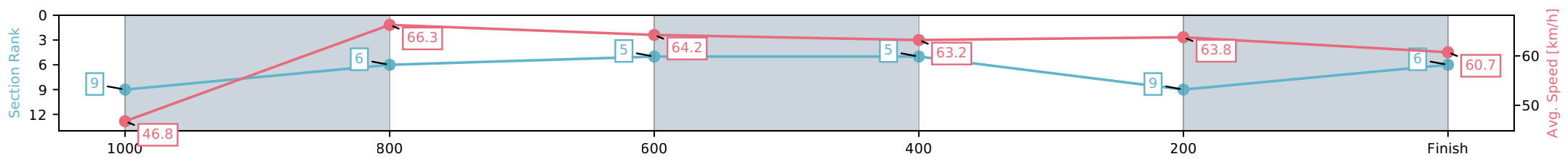
Horse/Jockey Name	The Black Cloud/Nash Rawiller
Finish Rank	6
Fastest Section Time (Section)	0:10.88 (1000-800)
Top Speed [km/h] (Section)	68.1 (1000-800)
Race State	Finished



Doomben QLD --Professional-2026-05-16
 Race 6: MAGIC MILLIONS BRIGHT SHADOW - 1110m
 16 May 2026 - 2:45PM
 Track Rating: Soft 7, Weather: Fine, Rail Position: True Entire Circuit



Section	L1110	L1000	L800	L600	L400	L200
Section Times	1:05.17 (0:08.58)	0:56.59 [9] (0:10.88)	0:45.71 [6] (0:11.18)	0:34.53 [5] (0:11.31)	0:23.22 [5] (0:11.28)	0:11.94 [9] (0:11.94)
Average Speed [km/h]	46.8	66.3	64.2	63.2	63.8	60.7
Top Speed [km/h]	62.6	68.1	65.2	64.7	64.7	64.4
Avg. Dist. to Rail [m]	1.8	0.8	0.5	1.2	2.3	6.8
Avg. Stride Freq. [Hz]	2.6	2.6	2.5	2.4	2.4	2.4
Avg. Stride Length [m]	5.7	7.2	7.3	7.4	7.4	7.3



[] Ranking at each section and finish
 -:-:- No data available at this section
 NA No data available

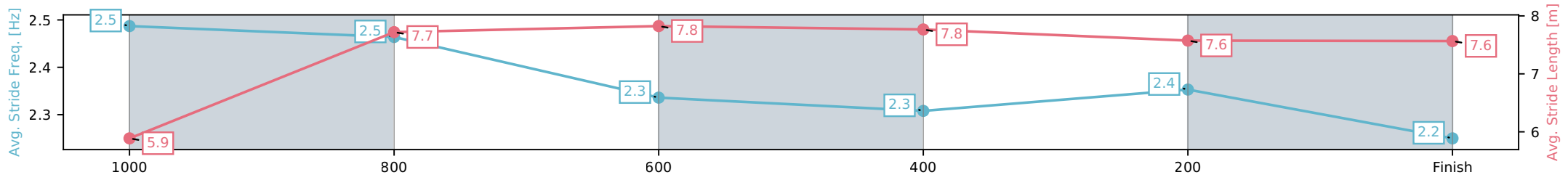
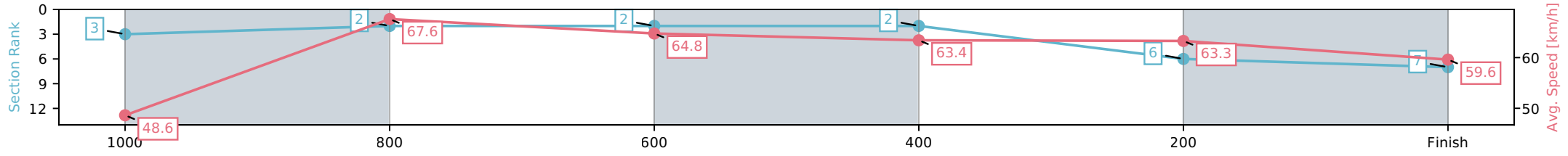
Horse/Jockey Name	Austmarr/Zac Purton
Finish Rank	7
Fastest Section Time (Section)	0:10.71 (1000-800)
Top Speed [km/h] (Section)	68.7 (1000-800)
Race State	Finished



Doomben QLD --Professional-2026-05-16
 Race 6: MAGIC MILLIONS BRIGHT SHADOW - 1110m
 16 May 2026 - 2:45PM
 Track Rating: Soft 7, Weather: Fine, Rail Position: True Entire Circuit



Section	L1110	L1000	L800	L600	L400	L200
Section Times	1:05.22 (0:08.27)	0:56.95 [3] (0:10.71)	0:46.24 [2] (0:11.26)	0:34.98 [2] (0:11.44)	0:23.54 [2] (0:11.40)	0:12.14 [6] (0:12.14)
Average Speed [km/h]	48.6	67.6	64.8	63.4	63.3	59.6
Top Speed [km/h]	66.7	68.7	66.4	64.5	64.8	63.1
Avg. Dist. to Rail [m]	4.7	3.4	2.3	1.4	2.1	3.1
Avg. Stride Freq. [Hz]	2.5	2.5	2.3	2.3	2.4	2.2
Avg. Stride Length [m]	5.9	7.7	7.8	7.8	7.6	7.6



[] Ranking at each section and finish
 -.-.- No data available at this section
 NA No data available

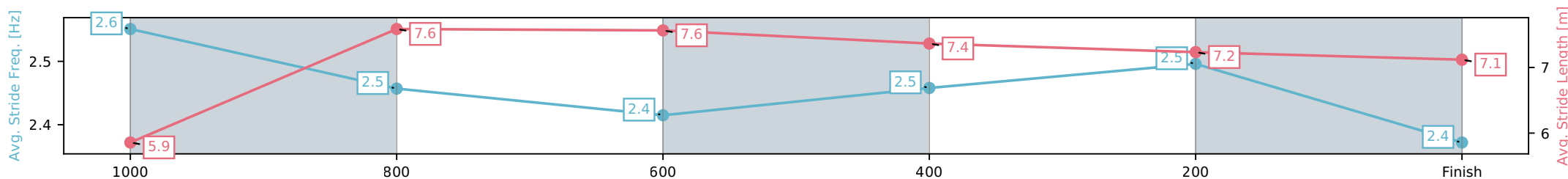
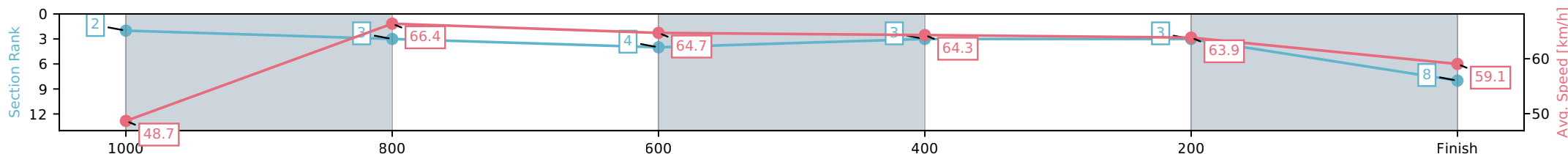
Horse/Jockey Name	Nepo Baby/Mark Du Plessis
Finish Rank	8
Fastest Section Time (Section)	0:10.89 (1000-800)
Top Speed [km/h] (Section)	67.6 (1000-800)
Race State	Finished



Doomben QLD --Professional-2026-05-16
 Race 6: MAGIC MILLIONS BRIGHT SHADOW - 1110m
 16 May 2026 - 2:45PM
 Track Rating: Soft 7, Weather: Fine, Rail Position: True Entire Circuit



Section	L1110	L1000	L800	L600	L400	L200
Section Times	1:05.26 (0:08.26)	0:57.00 [2] (0:10.89)	0:46.11 [3] (0:11.23)	0:34.88 [4] (0:11.31)	0:23.57 [3] (0:11.29)	0:12.28 [3] (0:12.28)
Average Speed [km/h]	48.7	66.4	64.7	64.3	63.9	59.1
Top Speed [km/h]	64.2	67.6	65.7	64.9	65.0	62.2
Avg. Dist. to Rail [m]	5.6	3.1	1.5	2.0	1.6	5.0
Avg. Stride Freq. [Hz]	2.6	2.5	2.4	2.5	2.5	2.4
Avg. Stride Length [m]	5.9	7.6	7.6	7.4	7.2	7.1



- [] Ranking at each section and finish
- :-:- No data available at this section
- NA No data available

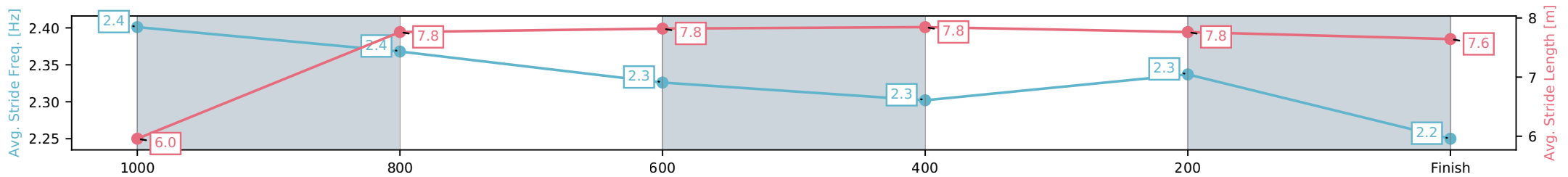
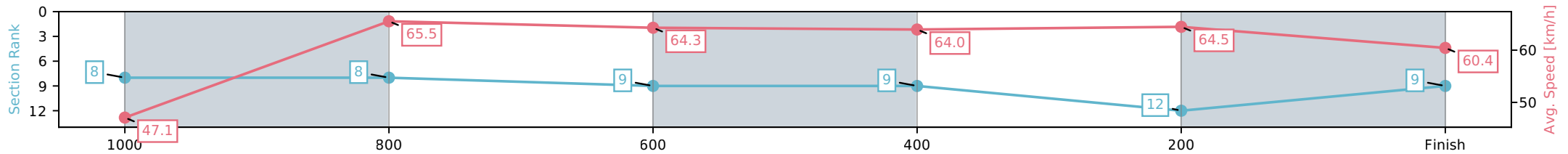
Horse/Jockey Name	Savagery Vibe/Daniel Moor
Finish Rank	9
Fastest Section Time (Section)	0:11.05 (1000-800)
Top Speed [km/h] (Section)	66.4 (1000-800)
Race State	Finished



Doomben QLD --Professional-2026-05-16
 Race 6: MAGIC MILLIONS BRIGHT SHADOW - 1110m
 16 May 2026 - 2:45PM
 Track Rating: Soft 7, Weather: Fine, Rail Position: True Entire Circuit



Section	L1110	L1000	L800	L600	L400	L200
Section Times	1:05.30 (0:08.54)	0:56.76 [8] (0:11.05)	0:45.72 [8] (0:11.28)	0:34.43 [9] (0:11.30)	0:23.13 [9] (0:11.18)	0:11.95 [12] (0:11.95)
Average Speed [km/h]	47.1	65.5	64.3	64.0	64.5	60.4
Top Speed [km/h]	64.0	66.4	66.2	64.7	65.9	63.8
Avg. Dist. to Rail [m]	5.1	2.3	1.4	0.7	2.9	9.3
Avg. Stride Freq. [Hz]	2.4	2.4	2.3	2.3	2.3	2.2
Avg. Stride Length [m]	6.0	7.8	7.8	7.8	7.8	7.6



- [] Ranking at each section and finish
- :-:- No data available at this section
- NA No data available

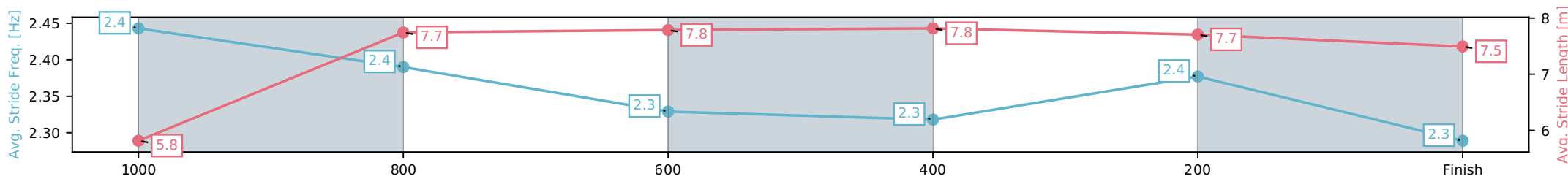
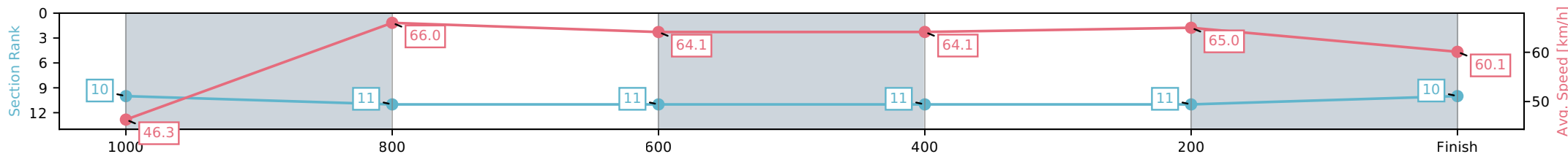
Horse/Jockey Name	She's Exotic/Jake Bayliss
Finish Rank	10
Fastest Section Time (Section)	0:10.98 (1000-800)
Top Speed [km/h] (Section)	67.4 (1000-800)
Race State	Finished



Doomben QLD --Professional-2026-05-16
 Race 6: MAGIC MILLIONS BRIGHT SHADOW - 1110m
 16 May 2026 - 2:45PM
 Track Rating: Soft 7, Weather: Fine, Rail Position: True Entire Circuit



Section	L1110	L1000	L800	L600	L400	L200
Section Times	1:05.35 (0:08.73)	0:56.62 [10] (0:10.98)	0:45.64 [11] (0:11.32)	0:34.32 [11] (0:11.22)	0:23.10 [11] (0:11.06)	0:12.04 [11] (0:12.04)
Average Speed [km/h]	46.3	66.0	64.1	64.1	65.0	60.1
Top Speed [km/h]	63.9	67.4	65.8	65.8	66.3	62.6
Avg. Dist. to Rail [m]	12.6	3.5	1.4	0.5	2.4	8.0
Avg. Stride Freq. [Hz]	2.4	2.4	2.3	2.3	2.4	2.3
Avg. Stride Length [m]	5.8	7.7	7.8	7.8	7.7	7.5



[] Ranking at each section and finish
 -:-:- No data available at this section
 NA No data available

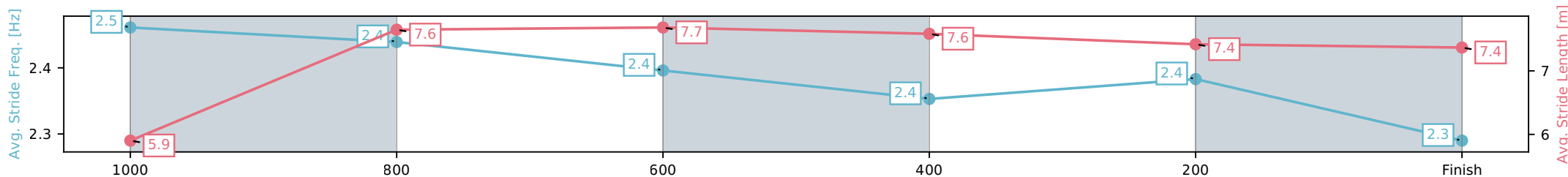
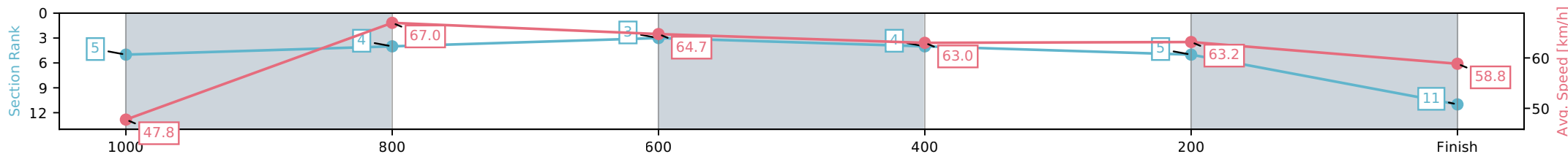
Horse/Jockey Name	En Pointe/Taylor Marshall
Finish Rank	11
Fastest Section Time (Section)	0:10.80 (1000-800)
Top Speed [km/h] (Section)	67.7 (1000-800)
Race State	Finished



Doomben QLD --Professional-2026-05-16
 Race 6: MAGIC MILLIONS BRIGHT SHADOW - 1110m
 16 May 2026 - 2:45PM
 Track Rating: Soft 7, Weather: Fine, Rail Position: True Entire Circuit



Section	L1110	L1000	L800	L600	L400	L200
Section Times	1:05.38 (0:08.44)	0:56.94 [5] (0:10.80)	0:46.14 [4] (0:11.14)	0:35.00 [3] (0:11.33)	0:23.67 [4] (0:11.34)	0:12.33 [5] (0:12.33)
Average Speed [km/h]	47.8	67.0	64.7	63.0	63.2	58.8
Top Speed [km/h]	62.9	67.7	65.8	64.7	64.2	62.4
Avg. Dist. to Rail [m]	6.3	2.3	0.5	1.2	1.5	0.9
Avg. Stride Freq. [Hz]	2.5	2.4	2.4	2.4	2.4	2.3
Avg. Stride Length [m]	5.9	7.6	7.7	7.6	7.4	7.4



- [] Ranking at each section and finish
- :-:- No data available at this section
- NA No data available

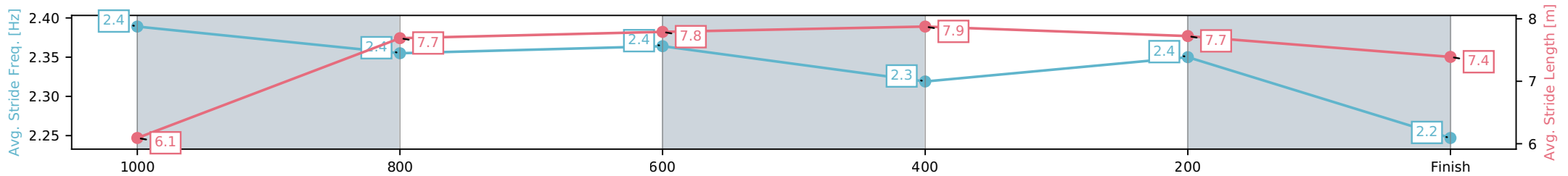
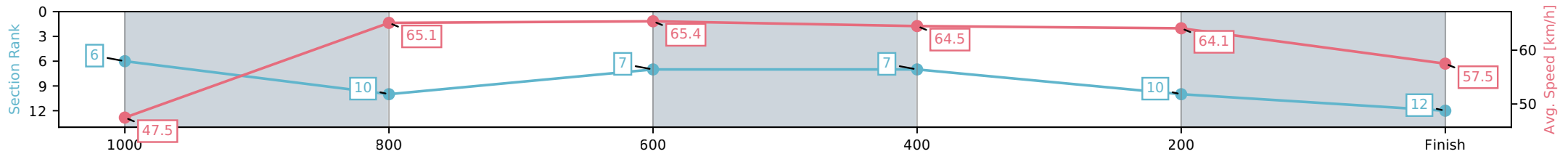
Horse/Jockey Name	Hi Dubai/Robbie Dolan
Finish Rank	12
Fastest Section Time (Section)	0:11.12 (800-600)
Top Speed [km/h] (Section)	66.0 (800-600)
Race State	Finished



Doomben QLD --Professional-2026-05-16
 Race 6: MAGIC MILLIONS BRIGHT SHADOW - 1110m
 16 May 2026 - 2:45PM
 Track Rating: Soft 7, Weather: Fine, Rail Position: True Entire Circuit



Section	L1110	L1000	L800	L600	L400	L200
Section Times	1:05.99 (0:08.48)	0:57.50 [6] (0:11.16)	0:46.34 [10] (0:11.12)	0:35.23 [7] (0:11.22)	0:24.00 [7] (0:11.31)	0:12.70 [10] (0:12.70)
Average Speed [km/h]	47.5	65.1	65.4	64.5	64.1	57.5
Top Speed [km/h]	62.5	66.0	66.0	65.4	64.8	62.6
Avg. Dist. to Rail [m]	12.3	6.3	1.5	1.1	5.1	10.1
Avg. Stride Freq. [Hz]	2.4	2.4	2.4	2.3	2.4	2.2
Avg. Stride Length [m]	6.1	7.7	7.8	7.9	7.7	7.4



- [] Ranking at each section and finish
- .-.- No data available at this section
- NA No data available



Doomben QLD
Race 7: JRA CHAIRMAN'S HANDICAP - 2000m
 16 May 2026 - 3:24PM



BRISBANE
RACING CLUB

Track Rating: Soft 7, Weather: Fine, Rail Position: True Entire Circuit

Field Times (Race Tempo) 2:03.73 (0:14.02) 1:49.71 (0:11.42) 1:38.28 (0:11.96) 1:26.33 (0:12.35) 1:13.98 (0:12.28) 1:01.70 (0:12.25) 0:49.44 (0:12.46) 0:36.99 (0:12.38)

Rank	TAB#	Horse	Overall Time	First 400m	Top Speed km/h (Section)	L2000	L1800	L1600	L1400	L1200	L1000	L800	L600
	(BAR#)	Jockey	Margin (DT-W)	Last 600m	Fastest Section (Time)	Start - 1800	1800 - 1600	1600 - 1400	1400 - 1200	1200 - 1000	1000 - 800	800 - 600	600 - 400
1	2	Middle Earth	2:03.73	0:26.40	63.5 (1800-1600)	2:03.73	1:49.17 [11]	1:37.33 [11]	1:25.07 [12]	1:12.80 [11]	1:00.54 [11]	0:48.25 [11]	0:35.98 [12]
	(4)	Ethan Brown		0:35.98	400-200 (0:11.71)	(0:14.56)	(0:11.84)	(0:12.26)	(0:12.27)	(0:12.25)	(0:12.29)	(0:12.27)	(0:12.12)
2	11	Belvedere Boys	2:03.90	0:26.56	63.4 (2000 - 1800)	2:03.90	1:49.24 [12]	1:37.34 [13]	1:25.06 [13]	1:12.82 [13]	1:00.43 [13]	0:48.21 [13]	0:35.96 [13]
	(7)	Jake Bayliss	1.0L (-3)	0:35.96	400-200 (0:11.78)	(0:14.66)	(0:11.90)	(0:12.28)	(0:12.25)	(0:12.39)	(0:12.22)	(0:12.25)	(0:11.92)
3	4	Royal Supremacy	2:04.00	0:25.76	64.6 (1800-1600)	2:04.00	1:49.78 [4]	1:38.24 [4]	1:26.08 [4]	1:13.62 [6]	1:01.30 [8]	0:48.88 [9]	0:36.54 [8]
	(3)	Mark Zahra	1.6L (-2)	0:36.54	1800-1600 (0:11.54)	(0:14.22)	(0:11.54)	(0:12.16)	(0:12.47)	(0:12.32)	(0:12.42)	(0:12.34)	(0:12.18)
4	1	Future History	2:04.02	0:25.90	64.4 (1800-1600)	2:04.02	1:49.77 [5]	1:38.12 [6]	1:25.94 [7]	1:13.51 [9]	1:01.39 [7]	0:49.14 [5]	0:36.76 [5]
	(10)	Nash Rawiller	1.8L (-12)	0:36.77	1800-1600 (0:11.65)	(0:14.25)	(0:11.65)	(0:12.19)	(0:12.43)	(0:12.12)	(0:12.25)	(0:12.37)	(0:12.16)
5	13	Sun Worshipper	2:04.15	0:26.49	64.1 (1800-1600)	2:04.15	1:49.42 [13]	1:37.66 [12]	1:25.64 [11]	1:13.20 [12]	1:00.92 [12]	0:48.62 [12]	0:36.41 [11]
	(8)	Mark Du Plessis	2.5L (-5)	0:36.41	1800-1600 (0:11.76)	(0:14.73)	(0:11.76)	(0:12.03)	(0:12.44)	(0:12.28)	(0:12.30)	(0:12.21)	(0:12.23)
6	8	Nellie Leylax	2:04.28	0:26.06	63.7 (2000 - 1800)	2:04.28	1:49.97 [7]	1:38.22 [8]	1:26.10 [8]	1:13.89 [7]	1:01.58 [9]	0:49.24 [8]	0:36.79 [9]
	(1)	Ben Thompson	3.2L (+1)	0:36.79	1800-1600 (0:11.75)	(0:14.31)	(0:11.75)	(0:12.12)	(0:12.22)	(0:12.31)	(0:12.34)	(0:12.44)	(0:12.22)
7	15	So You Are	2:04.28	0:25.74	65.9 (1800-1600)	2:04.28	1:49.94 [8]	1:38.54 [2]	1:26.52 [3]	1:14.07 [5]	1:01.76 [5]	0:49.34 [7]	0:36.97 [7]
	(12)	Cejay Graham	3.3L (-10)	0:36.97	1800-1600 (0:11.40)	(0:14.34)	(0:11.40)	(0:12.03)	(0:12.45)	(0:12.30)	(0:12.42)	(0:12.37)	(0:12.25)
8	3	Alalcance	2:04.29	0:26.23	63.3 (2000 - 1800)	2:04.29	1:49.88 [9]	1:38.06 [10]	1:25.95 [10]	1:13.82 [8]	1:01.87 [4]	0:49.56 [4]	0:37.12 [4]
	(9)	Martin Harley	3.4L (-8)	0:37.13	1800-1600 (0:11.82)	(0:14.41)	(0:11.82)	(0:12.11)	(0:12.13)	(0:11.95)	(0:12.31)	(0:12.44)	(0:12.22)
9	9	Walsh Bay	2:04.70	0:25.79	64.1 (2000 - 1800)	2:04.70	1:50.63 [2]	1:38.91 [5]	1:26.69 [6]	1:14.50 [4]	1:02.14 [6]	0:49.77 [6]	0:37.42 [6]
	(5)	Tahlia Fenlon	5.7L (+6)	0:37.42	1800-1600 (0:11.72)	(0:14.07)	(0:11.72)	(0:12.22)	(0:12.19)	(0:12.36)	(0:12.37)	(0:12.35)	(0:12.50)
10	5	Just Fine	2:04.84	0:25.44	65.0 (1800-1600)	2:04.84	1:50.82 [1]	1:39.40 [1]	1:27.44 [1]	1:15.09 [1]	1:02.80 [1]	0:50.55 [1]	0:38.10 [1]
	(6)	Tim Clark	6.5L (-4)	0:38.10	1800-1600 (0:11.42)	(0:14.02)	(0:11.42)	(0:11.96)	(0:12.35)	(0:12.28)	(0:12.25)	(0:12.46)	(0:12.38)

Scratched: Encoder (#7), Imperialist (#10), La Cometa (#16)

Report Created: Sat 16 May 2026

(Note: Races are conducted over an approximate distance as close as possible to the advertised distance, and recorded data may vary accordingly. Official times refer to race times only and do not include handicap times.)

[] Position in running at each section and finish TAB# Saddle cloth number
 -:-:- No data available at this section BAR# Barrier/Gate Position
 NA No data available DNF Did not finish
 DNT Did not track DT-W Distance travelled compared to winner in metres

Fastest split
 Fastest section

Page 1/17
 data processed by **TRIPLES DATA**



Doomben QLD

Race 7: JRA CHAIRMAN'S HANDICAP - 2000m

16 May 2026 - 3:24PM



BRISBANE
RACING CLUB

Track Rating: Soft 7, Weather: Fine, Rail Position: True Entire Circuit

Field Times 0:24.60 0:12.39
(Race Tempo) (0:12.21) (0:12.39)

Rank	TAB#	Horse	Overall Time	First 400m	Top Speed km/h (Section)	L400	L200						
	(BAR#)	Jockey	Margin (DT-W)	Last 600m	Fastest Section (Time)	400 - 200	200 - Finish						
1	2	Middle Earth	2:03.73	0:26.40	63.5 (1800-1600)	0:23.86 [11]	0:12.15 [5]						
	(4)	Ethan Brown		0:35.98	400-200 (0:11.71)	(0:11.71)	(0:12.15)						
2	11	Belvedere Boys	2:03.90	0:26.56	63.4 (2000 - 1800)	0:24.04 [10]	0:12.26 [8]						
	(7)	Jake Bayliss	1.0L (-3)	0:35.96	400-200 (0:11.78)	(0:11.78)	(0:12.26)						
3	4	Royal Supremacy	2:04.00	0:25.76	64.6 (1800-1600)	0:24.36 [7]	0:12.44 [4]						
	(3)	Mark Zahra	1.6L (-2)	0:36.54	1800-1600 (0:11.54)	(0:11.92)	(0:12.44)						
4	1	Future History	2:04.02	0:25.90	64.4 (1800-1600)	0:24.60 [3]	0:12.58 [2]						
	(10)	Nash Rawiller	1.8L (-12)	0:36.77	1800-1600 (0:11.65)	(0:12.03)	(0:12.58)						
5	13	Sun Worshipper	2:04.15	0:26.49	64.1 (1800-1600)	0:24.17 [13]	0:12.24 [10]						
	(8)	Mark Du Plessis	2.5L (-5)	0:36.41	1800-1600 (0:11.76)	(0:11.94)	(0:12.24)						
6	8	Nellie Leylax	2:04.28	0:26.06	63.7 (2000 - 1800)	0:24.57 [8]	0:12.64 [7]						
	(1)	Ben Thompson	3.2L (+1)	0:36.79	1800-1600 (0:11.75)	(0:11.93)	(0:12.64)						
7	15	So You Are	2:04.28	0:25.74	65.9 (1800-1600)	0:24.72 [6]	0:12.66 [6]						
	(12)	Cejay Graham	3.3L (-10)	0:36.97	1800-1600 (0:11.40)	(0:12.06)	(0:12.66)						
8	3	Alalcance	2:04.29	0:26.23	63.3 (2000 - 1800)	0:24.91 [2]	0:12.78 [3]						
	(9)	Martin Harley	3.4L (-8)	0:37.13	1800-1600 (0:11.82)	(0:12.13)	(0:12.78)						
9	9	Walsh Bay	2:04.70	0:25.79	64.1 (2000 - 1800)	0:24.92 [9]	0:12.78 [11]						
	(5)	Tahlia Fenlon	5.7L (+6)	0:37.42	1800-1600 (0:11.72)	(0:12.14)	(0:12.78)						
10	5	Just Fine	2:04.84	0:25.44	65.0 (1800-1600)	0:25.71 [1]	0:13.50 [1]						
	(6)	Tim Clark	6.5L (-4)	0:38.10	1800-1600 (0:11.42)	(0:12.22)	(0:13.50)						

Scratched: Encoder (#7), Imperialist (#10), La Cometa (#16)

Report Created: Sat 16 May 2026

(Note: Races are conducted over an approximate distance as close as possible to the advertised distance, and recorded data may vary accordingly. Official times refer to race times only and do not include handicap times.)

[] Position in running at each section and finish TAB# Saddle cloth number

Fastest split

:-:-- No data available at this section

BAR# Barrier/Gate Position

Fastest section

NA No data available

DNF Did not finish

DNT Did not track

DT-W Distance travelled compared to winner in metres



Doomben QLD
Race 7: JRA CHAIRMAN'S HANDICAP - 2000m
 16 May 2026 - 3:24PM



BRISBANE
 RACING CLUB

Track Rating: Soft 7, Weather: Fine, Rail Position: True Entire Circuit

Field Times 0:24.60 0:12.39
 (Race Tempo) (0:12.21) (0:12.39)

Rank	TAB#	Horse	Overall Time	First 400m	Top Speed km/h (Section)	L400	L200						
	(BAR#)	Jockey	Margin (DT-W)	Last 600m	Fastest Section (Time)	400 - 200	200 - Finish						
11	12	Kind Words	2:05.20	0:25.98	63.5 (2000 - 1800)	0:25.26 [12]	0:12.98 [12]						
	(2)	Daniel Moor	8.7L (-3)	0:37.55	1800-1600 (0:11.82)	(0:12.29)	(0:12.98)						
12	14	Zoology	2:05.32	0:25.74	65.5 (1800-1600)	0:25.84 [4]	0:13.61 [9]						
	(13)	Jace McMurray	9.4L (-6)	0:38.27	1800-1600 (0:11.45)	(0:12.24)	(0:13.61)						
13	6	Sea King	2:21.55	0:26.19	63.9 (2000 - 1800)	0:42.02 [5]	0:28.60 [13]						
	(11)	Zac Purton	104.9L (-2)	0:54.68	1800-1600 (0:11.64)	(0:13.42)	(0:28.60)						

Scratched: Encoder (#7), Imperialist (#10), La Cometa (#16)

Report Created: Sat 16 May 2026

(Note: Races are conducted over an approximate distance as close as possible to the advertised distance, and recorded data may vary accordingly. Official times refer to race times only and do not include handicap times.)

[] Position in running at each section and finish TAB# Saddle cloth number

:-:-- No data available at this section

NA No data available

DNT Did not track

BAR# Barrier/Gate Position

DNF Did not finish

DT-W Distance travelled compared to winner in metres

Fastest split

Fastest section

data processed by **TRIPLES DATA**

Horse/Jockey Name	Middle Earth/Ethan Brown
Finish Rank	1
Fastest Section Time (Section)	0:11.71 (400-200)
Top Speed [km/h] (Section)	63.5 (1800-1600)
Race State	Finished



Doomben QLD --Professional-2026-05-16

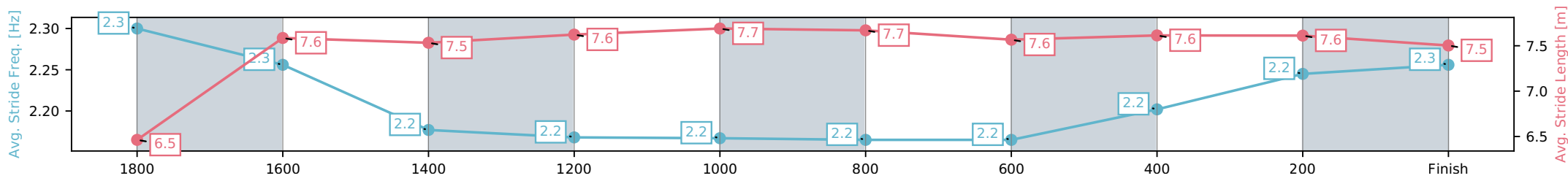
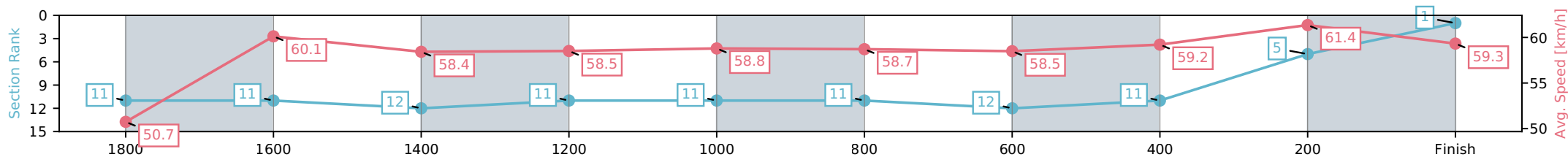
Race 7: JRA CHAIRMAN'S HANDICAP - 2000m

16 May 2026 - 3:24PM

Track Rating: Soft 7, Weather: Fine, Rail Position: True Entire Circuit



Section	L2000	L1800	L1600	L1400	L1200	L1000	L800	L600	L400	L200
Section Times	2:03.73 (0:14.56)	1:49.17 [11] (0:11.84)	1:37.33 [11] (0:12.26)	1:25.07 [12] (0:12.27)	1:12.80 [11] (0:12.25)	1:00.54 [11] (0:12.29)	0:48.25 [11] (0:12.27)	0:35.98 [12] (0:12.12)	0:23.86 [11] (0:11.71)	0:12.15 [5] (0:12.15)
Average Speed [km/h]	50.7	60.1	58.4	58.5	58.8	58.7	58.5	59.2	61.4	59.3
Top Speed [km/h]	63.4	63.5	59.9	60.3	60.5	59.9	59.7	60.3	62.9	61.6
Avg. Dist. to Rail [m]	1.6	2.2	0.9	0.3	1.0	1.0	0.6	0.4	1.7	0.8
Avg. Stride Freq. [Hz]	2.3	2.3	2.2	2.2	2.2	2.2	2.2	2.2	2.2	2.3
Avg. Stride Length [m]	6.5	7.6	7.5	7.6	7.7	7.7	7.6	7.6	7.6	7.5



- [] Ranking at each section and finish
- :-:- No data available at this section
- NA No data available

Horse/Jockey Name	Belvedere Boys/Jake Bayliss
Finish Rank	2
Fastest Section Time (Section)	0:11.78 (400-200)
Top Speed [km/h] (Section)	63.4 (2000 - 1800)
Race State	Finished



Doomben QLD --Professional-2026-05-16

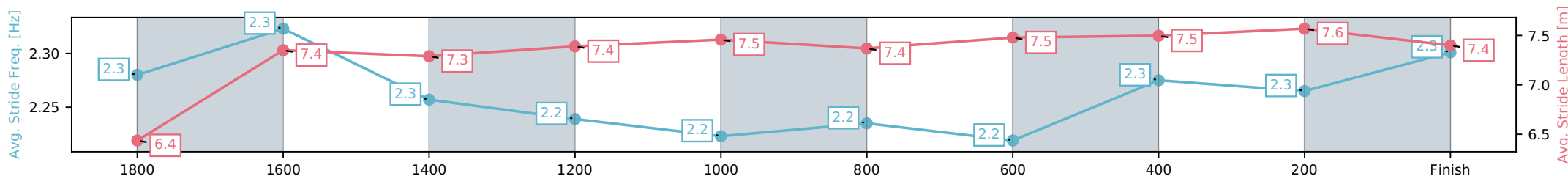
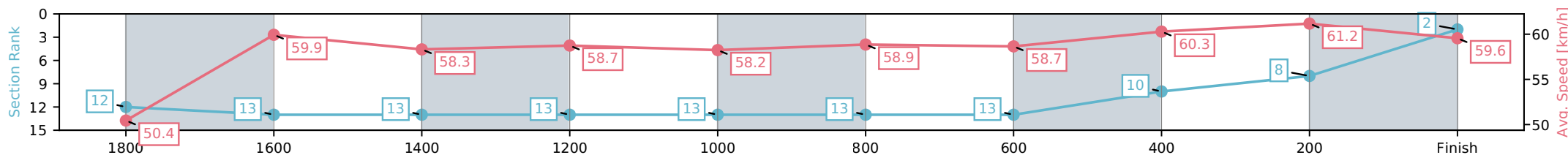
Race 7: JRA CHAIRMAN'S HANDICAP - 2000m

16 May 2026 - 3:24PM

Track Rating: Soft 7, Weather: Fine, Rail Position: True Entire Circuit



Section	L2000	L1800	L1600	L1400	L1200	L1000	L800	L600	L400	L200
Section Times	2:03.90 (0:14.66)	1:49.24 [12] (0:11.90)	1:37.34 [13] (0:12.28)	1:25.06 [13] (0:12.25)	1:12.82 [13] (0:12.39)	1:00.43 [13] (0:12.22)	0:48.21 [13] (0:12.25)	0:35.96 [13] (0:11.92)	0:24.04 [10] (0:11.78)	0:12.26 [8] (0:12.26)
Average Speed [km/h]	50.4	59.9	58.3	58.7	58.2	58.9	58.7	60.3	61.2	59.6
Top Speed [km/h]	63.4	62.6	59.2	59.5	59.7	59.7	59.3	61.8	62.8	62.1
Avg. Dist. to Rail [m]	2.3	1.7	1.3	0.6	0.8	0.5	0.4	0.4	2.1	4.8
Avg. Stride Freq. [Hz]	2.3	2.3	2.3	2.2	2.2	2.2	2.2	2.2	2.3	2.3
Avg. Stride Length [m]	6.4	7.4	7.3	7.4	7.5	7.4	7.5	7.5	7.6	7.4



- [] Ranking at each section and finish
- :-:- No data available at this section
- NA No data available

Horse/Jockey Name	Royal Supremacy/Mark Zahra
Finish Rank	3
Fastest Section Time (Section)	0:11.54 (1800-1600)
Top Speed [km/h] (Section)	64.6 (1800-1600)
Race State	Finished



Doomben QLD --Professional-2026-05-16

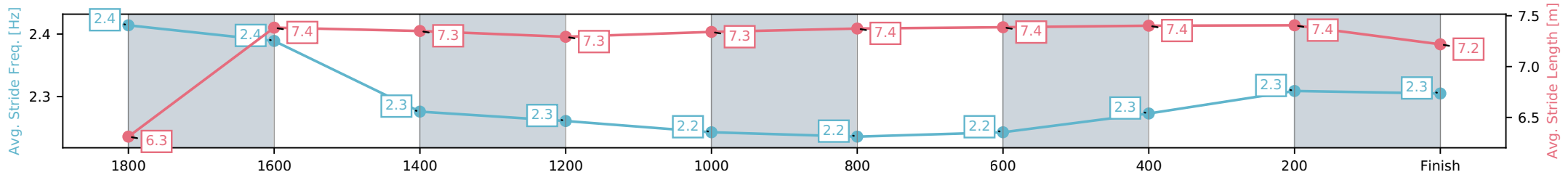
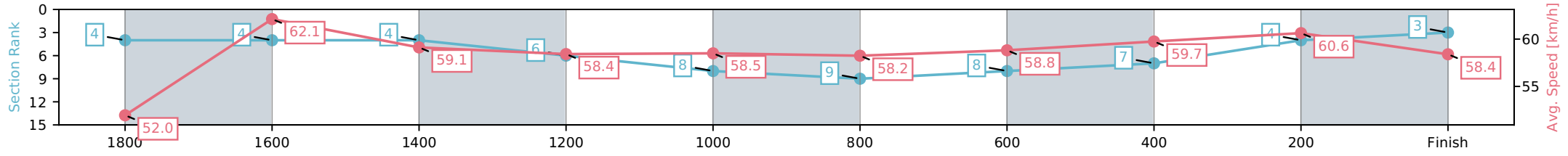
Race 7: JRA CHAIRMAN'S HANDICAP - 2000m

16 May 2026 - 3:24PM

Track Rating: Soft 7, Weather: Fine, Rail Position: True Entire Circuit



Section	L2000	L1800	L1600	L1400	L1200	L1000	L800	L600	L400	L200
Section Times	2:04.00 (0:14.22)	1:49.78 [4] (0:11.54)	1:38.24 [4] (0:12.16)	1:26.08 [4] (0:12.47)	1:13.62 [6] (0:12.32)	1:01.30 [8] (0:12.42)	0:48.88 [9] (0:12.34)	0:36.54 [8] (0:12.18)	0:24.36 [7] (0:11.92)	0:12.44 [4] (0:12.44)
Average Speed [km/h]	52.0	62.1	59.1	58.4	58.5	58.2	58.8	59.7	60.6	58.4
Top Speed [km/h]	64.4	64.6	59.7	59.4	59.1	59.3	59.3	61.3	61.6	59.4
Avg. Dist. to Rail [m]	1.1	0.5	0.7	1.8	2.8	2.1	1.5	1.7	3.5	4.0
Avg. Stride Freq. [Hz]	2.4	2.4	2.3	2.3	2.2	2.2	2.2	2.3	2.3	2.3
Avg. Stride Length [m]	6.3	7.4	7.3	7.3	7.3	7.4	7.4	7.4	7.4	7.2



[] Ranking at each section and finish
 -:-:- No data available at this section
 NA No data available

Horse/Jockey Name	Future History/Nash Rawiller
Finish Rank	4
Fastest Section Time (Section)	0:11.65 (1800-1600)
Top Speed [km/h] (Section)	64.4 (1800-1600)
Race State	Finished



Doomben QLD --Professional-2026-05-16

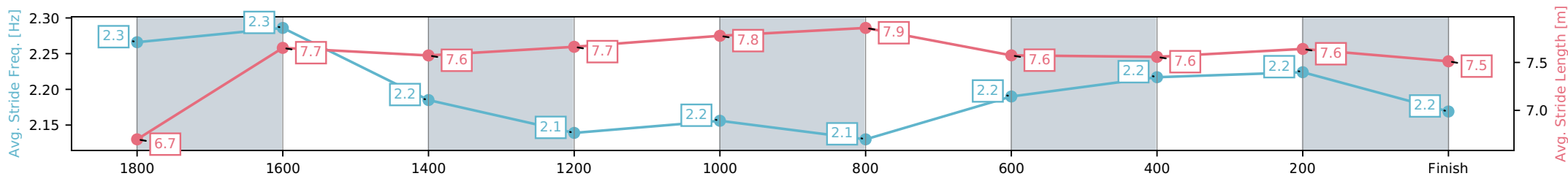
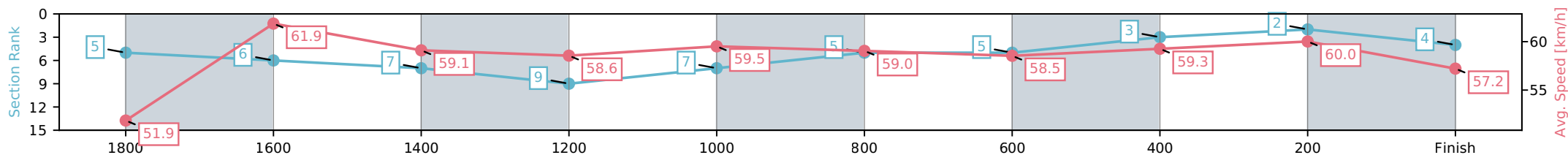
Race 7: JRA CHAIRMAN'S HANDICAP - 2000m

16 May 2026 - 3:24PM

Track Rating: Soft 7, Weather: Fine, Rail Position: True Entire Circuit



Section	L2000	L1800	L1600	L1400	L1200	L1000	L800	L600	L400	L200
Section Times	2:04.02 (0:14.25)	1:49.77 [5] (0:11.65)	1:38.12 [6] (0:12.19)	1:25.94 [7] (0:12.43)	1:13.51 [9] (0:12.12)	1:01.39 [7] (0:12.25)	0:49.14 [5] (0:12.37)	0:36.76 [5] (0:12.16)	0:24.60 [3] (0:12.03)	0:12.58 [2] (0:12.58)
Average Speed [km/h]	51.9	61.9	59.1	58.6	59.5	59.0	58.5	59.3	60.0	57.2
Top Speed [km/h]	64.2	64.4	59.5	59.2	60.1	59.9	59.1	59.7	61.0	59.4
Avg. Dist. to Rail [m]	7.4	1.5	0.6	1.6	2.9	2.4	1.2	0.5	1.1	2.1
Avg. Stride Freq. [Hz]	2.3	2.3	2.2	2.1	2.2	2.1	2.2	2.2	2.2	2.2
Avg. Stride Length [m]	6.7	7.7	7.6	7.7	7.8	7.9	7.6	7.6	7.6	7.5



- [] Ranking at each section and finish
- :-:- No data available at this section
- NA No data available

Horse/Jockey Name	Sun Worshipper/Mark Du Plessis
Finish Rank	5
Fastest Section Time (Section)	0:11.76 (1800-1600)
Top Speed [km/h] (Section)	64.1 (1800-1600)
Race State	Finished



Doomben QLD --Professional-2026-05-16

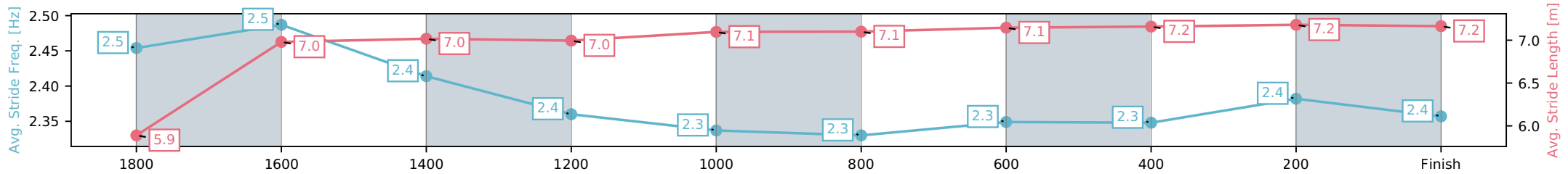
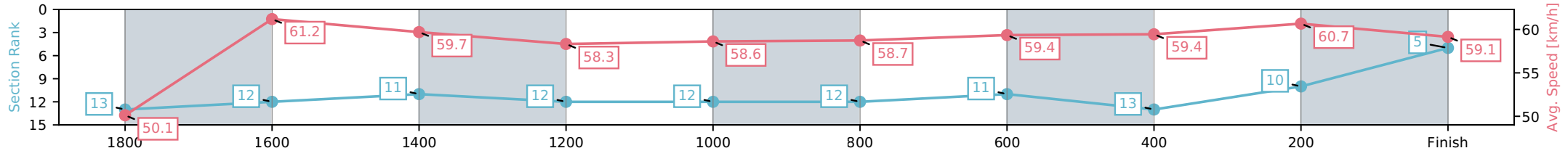
Race 7: JRA CHAIRMAN'S HANDICAP - 2000m

16 May 2026 - 3:24PM

Track Rating: Soft 7, Weather: Fine, Rail Position: True Entire Circuit



Section	L2000	L1800	L1600	L1400	L1200	L1000	L800	L600	L400	L200
Section Times	2:04.15 (0:14.73)	1:49.42 [13] (0:11.76)	1:37.66 [12] (0:12.03)	1:25.64 [11] (0:12.44)	1:13.20 [12] (0:12.28)	1:00.92 [12] (0:12.30)	0:48.62 [12] (0:12.21)	0:36.41 [11] (0:12.23)	0:24.17 [13] (0:11.94)	0:12.24 [10] (0:12.24)
Average Speed [km/h]	50.1	61.2	59.7	58.3	58.6	58.7	59.4	59.4	60.7	59.1
Top Speed [km/h]	63.2	64.1	60.6	60.1	60.0	59.3	60.1	59.9	61.6	61.2
Avg. Dist. to Rail [m]	3.1	0.3	0.5	0.9	1.3	1.3	1.1	1.9	4.0	6.5
Avg. Stride Freq. [Hz]	2.5	2.5	2.4	2.4	2.3	2.3	2.3	2.3	2.4	2.4
Avg. Stride Length [m]	5.9	7.0	7.0	7.0	7.1	7.1	7.1	7.2	7.2	7.2



[] Ranking at each section and finish
 -:-:- No data available at this section
 NA No data available

Horse/Jockey Name	Nellie Leylax/Ben Thompson
Finish Rank	6
Fastest Section Time (Section)	0:11.75 (1800-1600)
Top Speed [km/h] (Section)	63.7 (2000 - 1800)
Race State	Finished



Doomben QLD --Professional-2026-05-16

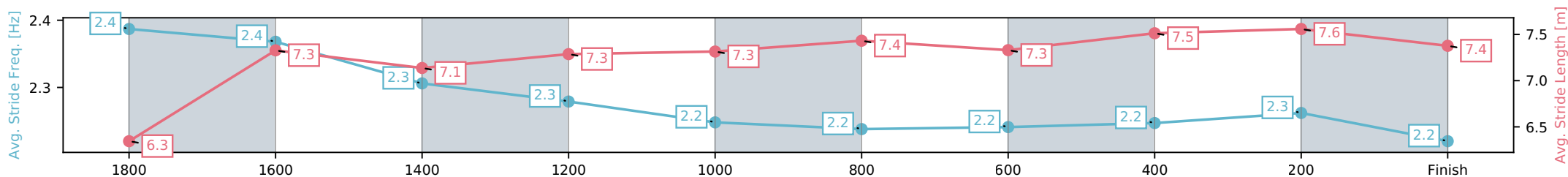
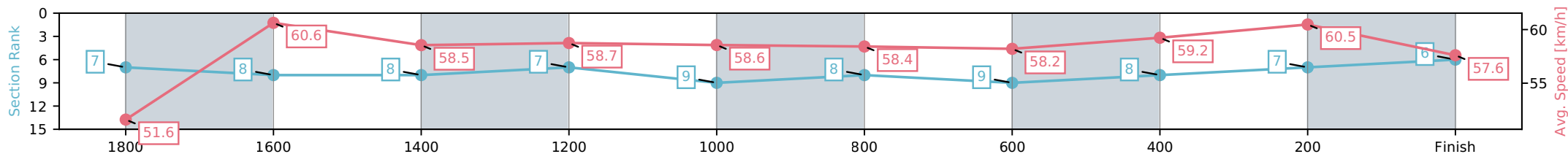
Race 7: JRA CHAIRMAN'S HANDICAP - 2000m

16 May 2026 - 3:24PM

Track Rating: Soft 7, Weather: Fine, Rail Position: True Entire Circuit



Section	L2000	L1800	L1600	L1400	L1200	L1000	L800	L600	L400	L200
Section Times	2:04.28 (0:14.31)	1:49.97 [7] (0:11.75)	1:38.22 [8] (0:12.12)	1:26.10 [8] (0:12.22)	1:13.89 [7] (0:12.31)	1:01.58 [9] (0:12.34)	0:49.24 [8] (0:12.44)	0:36.79 [9] (0:12.22)	0:24.57 [8] (0:11.93)	0:12.64 [7] (0:12.64)
Average Speed [km/h]	51.6	60.6	58.5	58.7	58.6	58.4	58.2	59.2	60.5	57.6
Top Speed [km/h]	63.7	62.9	59.3	59.4	59.3	59.4	58.9	59.9	61.2	60.1
Avg. Dist. to Rail [m]	0.6	2.2	2.5	1.0	0.8	0.9	1.1	0.9	1.8	2.9
Avg. Stride Freq. [Hz]	2.4	2.4	2.3	2.3	2.2	2.2	2.2	2.2	2.3	2.2
Avg. Stride Length [m]	6.3	7.3	7.1	7.3	7.3	7.4	7.3	7.5	7.6	7.4



- [] Ranking at each section and finish
- :-:- No data available at this section
- NA No data available

Horse/Jockey Name	So You Are/Cejay Graham
Finish Rank	7
Fastest Section Time (Section)	0:11.40 (1800-1600)
Top Speed [km/h] (Section)	65.9 (1800-1600)
Race State	Finished



Doomben QLD --Professional-2026-05-16

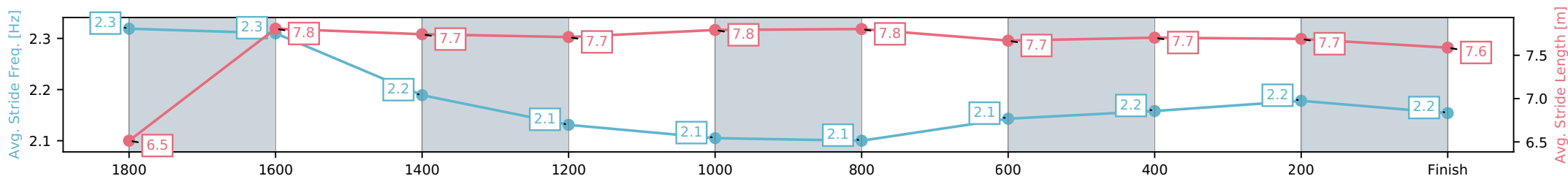
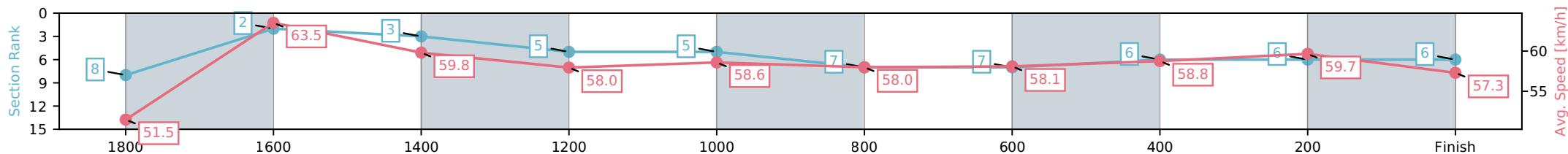
Race 7: JRA CHAIRMAN'S HANDICAP - 2000m

16 May 2026 - 3:24PM

Track Rating: Soft 7, Weather: Fine, Rail Position: True Entire Circuit



Section	L2000	L1800	L1600	L1400	L1200	L1000	L800	L600	L400	L200
Section Times	2:04.28 (0:14.34)	1:49.94 [8] (0:11.40)	1:38.54 [2] (0:12.03)	1:26.52 [3] (0:12.45)	1:14.07 [5] (0:12.30)	1:01.76 [5] (0:12.42)	0:49.34 [7] (0:12.37)	0:36.97 [7] (0:12.25)	0:24.72 [6] (0:12.06)	0:12.66 [6] (0:12.66)
Average Speed [km/h]	51.5	63.5	59.8	58.0	58.6	58.0	58.1	58.8	59.7	57.3
Top Speed [km/h]	64.9	65.9	61.7	59.2	59.6	58.7	58.6	59.2	60.9	59.9
Avg. Dist. to Rail [m]	8.5	2.5	0.3	0.6	1.3	1.1	0.5	0.2	1.1	3.3
Avg. Stride Freq. [Hz]	2.3	2.3	2.2	2.1	2.1	2.1	2.1	2.2	2.2	2.2
Avg. Stride Length [m]	6.5	7.8	7.7	7.7	7.8	7.8	7.7	7.7	7.7	7.6



- [] Ranking at each section and finish
- :-:- No data available at this section
- NA No data available

Horse/Jockey Name	Alalcance/Martin Harley
Finish Rank	8
Fastest Section Time (Section)	0:11.82 (1800-1600)
Top Speed [km/h] (Section)	63.3 (2000 - 1800)
Race State	Finished



Doomben QLD --Professional-2026-05-16

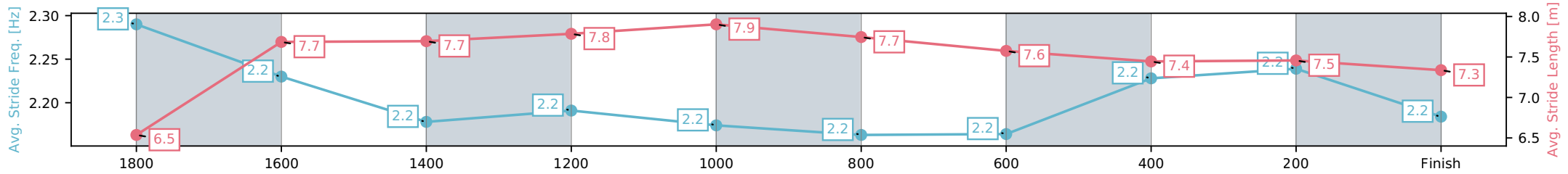
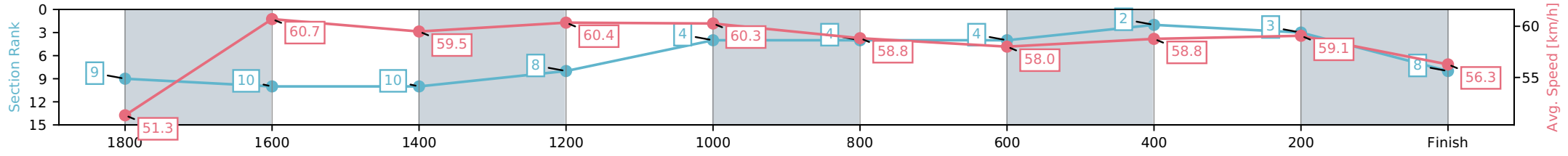
Race 7: JRA CHAIRMAN'S HANDICAP - 2000m

16 May 2026 - 3:24PM

Track Rating: Soft 7, Weather: Fine, Rail Position: True Entire Circuit



Section	L2000	L1800	L1600	L1400	L1200	L1000	L800	L600	L400	L200
Section Times	2:04.29 (0:14.41)	1:49.88 [9] (0:11.82)	1:38.06 [10] (0:12.11)	1:25.95 [10] (0:12.13)	1:13.82 [8] (0:11.95)	1:01.87 [4] (0:12.31)	0:49.56 [4] (0:12.44)	0:37.12 [4] (0:12.22)	0:24.91 [2] (0:12.13)	0:12.78 [3] (0:12.78)
Average Speed [km/h]	51.3	60.7	59.5	60.4	60.3	58.8	58.0	58.8	59.1	56.3
Top Speed [km/h]	63.3	62.7	60.1	62.4	62.5	60.0	58.5	59.4	59.7	58.3
Avg. Dist. to Rail [m]	5.3	0.6	0.7	2.5	3.3	2.3	0.4	0.8	1.3	0.4
Avg. Stride Freq. [Hz]	2.3	2.2	2.2	2.2	2.2	2.2	2.2	2.2	2.2	2.2
Avg. Stride Length [m]	6.5	7.7	7.7	7.8	7.9	7.7	7.6	7.4	7.5	7.3



[] Ranking at each section and finish
 -:-:- No data available at this section
 NA No data available

Horse/Jockey Name	Walsh Bay/Tahlia Fenlon
Finish Rank	9
Fastest Section Time (Section)	0:11.72 (1800-1600)
Top Speed [km/h] (Section)	64.1 (2000 - 1800)
Race State	Finished



Doomben QLD --Professional-2026-05-16

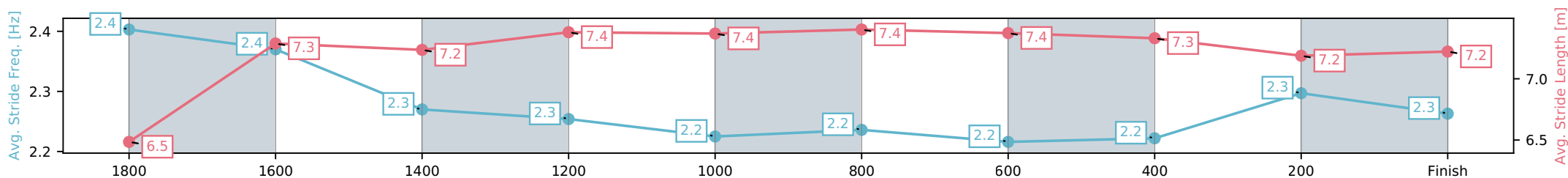
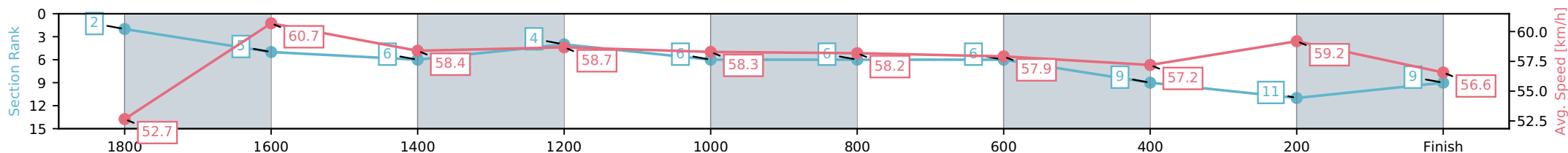
Race 7: JRA CHAIRMAN'S HANDICAP - 2000m

16 May 2026 - 3:24PM

Track Rating: Soft 7, Weather: Fine, Rail Position: True Entire Circuit



Section	L2000	L1800	L1600	L1400	L1200	L1000	L800	L600	L400	L200
Section Times	2:04.70 (0:14.07)	1:50.63 [2] (0:11.72)	1:38.91 [5] (0:12.22)	1:26.69 [6] (0:12.19)	1:14.50 [4] (0:12.36)	1:02.14 [6] (0:12.37)	0:49.77 [6] (0:12.35)	0:37.42 [6] (0:12.50)	0:24.92 [9] (0:12.14)	0:12.78 [11] (0:12.78)
Average Speed [km/h]	52.7	60.7	58.4	58.7	58.3	58.2	57.9	57.2	59.2	56.6
Top Speed [km/h]	64.1	62.9	58.9	59.5	59.4	59.5	58.8	58.5	61.5	60.6
Avg. Dist. to Rail [m]	1.4	2.4	1.9	0.9	0.1	0.1	1.1	1.2	0.6	0.6
Avg. Stride Freq. [Hz]	2.4	2.4	2.3	2.3	2.2	2.2	2.2	2.2	2.3	2.3
Avg. Stride Length [m]	6.5	7.3	7.2	7.4	7.4	7.4	7.4	7.3	7.2	7.2



- [] Ranking at each section and finish
- :-:- No data available at this section
- NA No data available

Horse/Jockey Name	Just Fine/Tim Clark
Finish Rank	10
Fastest Section Time (Section)	0:11.42 (1800-1600)
Top Speed [km/h] (Section)	65.0 (1800-1600)
Race State	Finished



Doomben QLD --Professional-2026-05-16

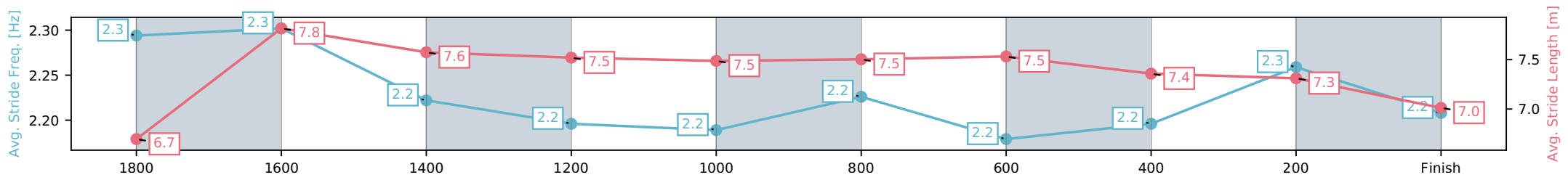
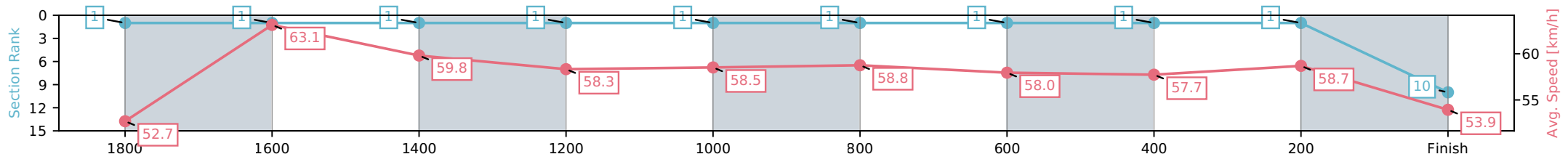
Race 7: JRA CHAIRMAN'S HANDICAP - 2000m

16 May 2026 - 3:24PM

Track Rating: Soft 7, Weather: Fine, Rail Position: True Entire Circuit



Section	L2000	L1800	L1600	L1400	L1200	L1000	L800	L600	L400	L200
Section Times	2:04.84 (0:14.02)	1:50.82 [1] (0:11.42)	1:39.40 [1] (0:11.96)	1:27.44 [1] (0:12.35)	1:15.09 [1] (0:12.28)	1:02.80 [1] (0:12.25)	0:50.55 [1] (0:12.46)	0:38.10 [1] (0:12.38)	0:25.71 [1] (0:12.22)	0:13.50 [1] (0:13.50)
Average Speed [km/h]	52.7	63.1	59.8	58.3	58.5	58.8	58.0	57.7	58.7	53.9
Top Speed [km/h]	65.0	65.0	60.4	59.3	60.2	60.3	58.6	58.6	59.4	57.5
Avg. Dist. to Rail [m]	3.5	1.0	1.2	0.5	1.1	0.7	0.1	0.9	0.9	0.7
Avg. Stride Freq. [Hz]	2.3	2.3	2.2	2.2	2.2	2.2	2.2	2.2	2.3	2.2
Avg. Stride Length [m]	6.7	7.8	7.6	7.5	7.5	7.5	7.5	7.4	7.3	7.0



[] Ranking at each section and finish
 -:-:- No data available at this section
 NA No data available

Horse/Jockey Name	Kind Words/Daniel Moor
Finish Rank	11
Fastest Section Time (Section)	0:11.82 (1800-1600)
Top Speed [km/h] (Section)	63.5 (2000 - 1800)
Race State	Finished



Doomben QLD --Professional-2026-05-16

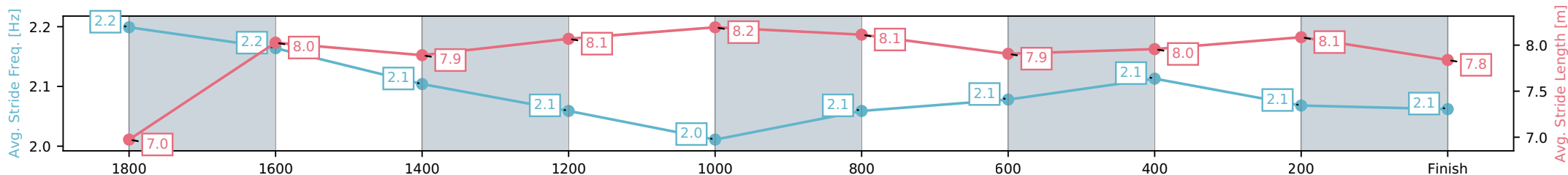
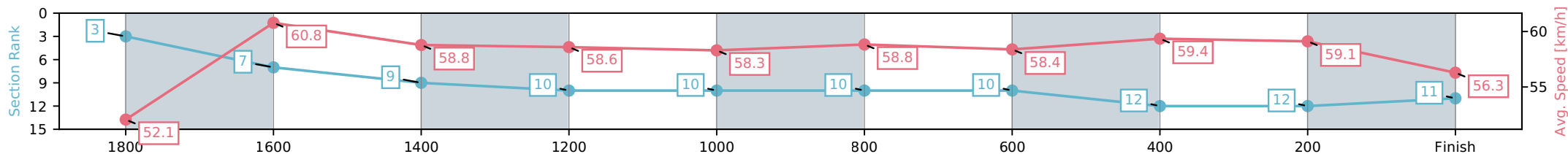
Race 7: JRA CHAIRMAN'S HANDICAP - 2000m

16 May 2026 - 3:24PM

Track Rating: Soft 7, Weather: Fine, Rail Position: True Entire Circuit



Section	L2000	L1800	L1600	L1400	L1200	L1000	L800	L600	L400	L200
Section Times	2:05.20 (0:14.16)	1:51.04 [3] (0:11.82)	1:39.22 [7] (0:12.23)	1:26.99 [9] (0:12.38)	1:14.62 [10] (0:12.37)	1:02.25 [10] (0:12.28)	0:49.97 [10] (0:12.42)	0:37.55 [10] (0:12.28)	0:25.26 [12] (0:12.29)	0:12.98 [12] (0:12.98)
Average Speed [km/h]	52.1	60.8	58.8	58.6	58.3	58.8	58.4	59.4	59.1	56.3
Top Speed [km/h]	63.5	62.8	59.3	59.4	60.0	59.1	59.5	59.8	60.0	59.0
Avg. Dist. to Rail [m]	0.4	0.8	0.5	1.0	1.2	1.4	1.5	2.0	4.0	3.0
Avg. Stride Freq. [Hz]	2.2	2.2	2.1	2.1	2.0	2.1	2.1	2.1	2.1	2.1
Avg. Stride Length [m]	7.0	8.0	7.9	8.1	8.2	8.1	7.9	8.0	8.1	7.8



- [] Ranking at each section and finish
- :-:- No data available at this section
- NA No data available

Horse/Jockey Name	Zoology/Jace McMurray
Finish Rank	12
Fastest Section Time (Section)	0:11.45 (1800-1600)
Top Speed [km/h] (Section)	65.5 (1800-1600)
Race State	Finished



Doomben QLD --Professional-2026-05-16

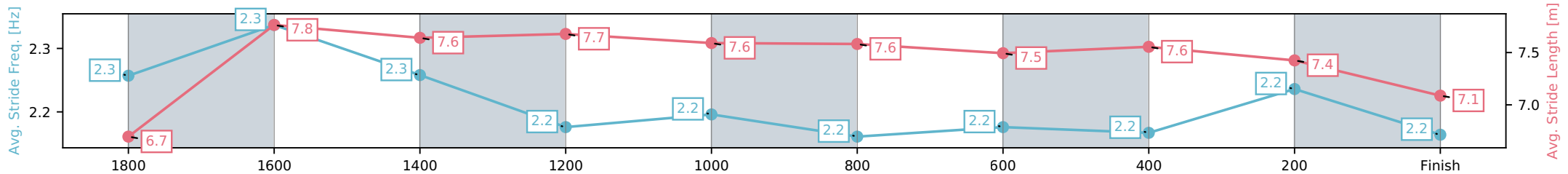
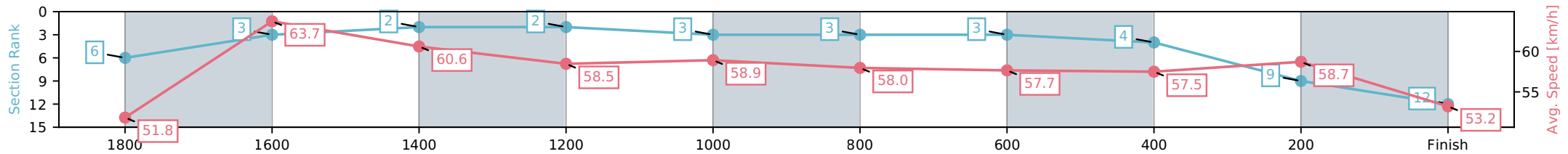
Race 7: JRA CHAIRMAN'S HANDICAP - 2000m

16 May 2026 - 3:24PM

Track Rating: Soft 7, Weather: Fine, Rail Position: True Entire Circuit



Section	L2000	L1800	L1600	L1400	L1200	L1000	L800	L600	L400	L200
Section Times	2:05.32 (0:14.29)	1:51.03 [6] (0:11.45)	1:39.58 [3] (0:11.84)	1:27.74 [2] (0:12.32)	1:15.42 [2] (0:12.24)	1:03.19 [3] (0:12.44)	0:50.74 [3] (0:12.48)	0:38.26 [3] (0:12.42)	0:25.84 [4] (0:12.24)	0:13.61 [9] (0:13.61)
Average Speed [km/h]	51.8	63.7	60.6	58.5	58.9	58.0	57.7	57.5	58.7	53.2
Top Speed [km/h]	65.2	65.5	61.7	59.5	59.6	58.7	58.1	58.6	60.0	57.0
Avg. Dist. to Rail [m]	10.2	4.4	0.3	0.4	1.3	0.9	0.1	1.1	1.2	0.4
Avg. Stride Freq. [Hz]	2.3	2.3	2.3	2.2	2.2	2.2	2.2	2.2	2.2	2.2
Avg. Stride Length [m]	6.7	7.8	7.6	7.7	7.6	7.6	7.5	7.6	7.4	7.1



[] Ranking at each section and finish
 -:-:- No data available at this section
 NA No data available

Horse/Jockey Name	Sea King/Zac Purton
Finish Rank	13
Fastest Section Time (Section)	0:11.64 (1800-1600)
Top Speed [km/h] (Section)	63.9 (2000 - 1800)
Race State	Finished



Doomben QLD --Professional-2026-05-16

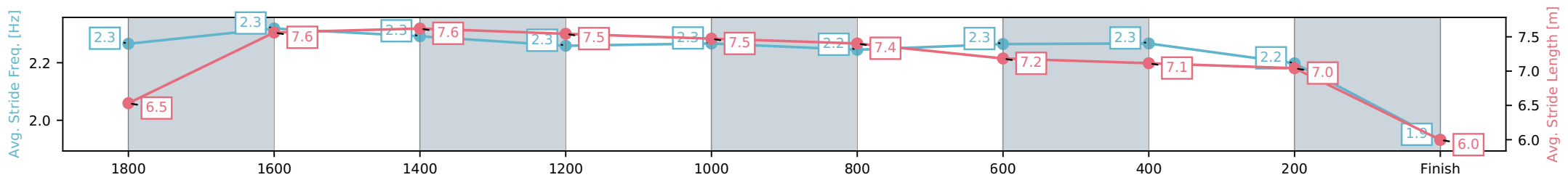
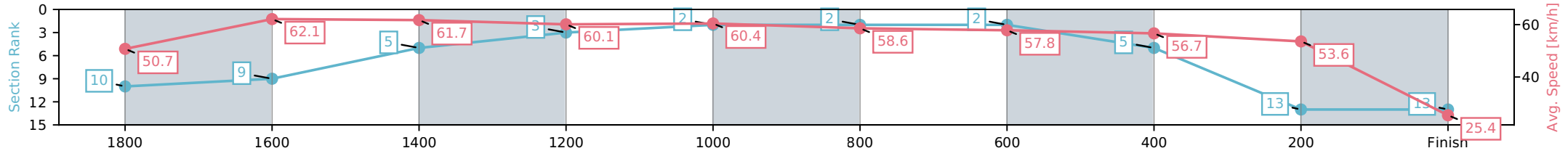
Race 7: JRA CHAIRMAN'S HANDICAP - 2000m

16 May 2026 - 3:24PM

Track Rating: Soft 7, Weather: Fine, Rail Position: True Entire Circuit



Section	L2000	L1800	L1600	L1400	L1200	L1000	L800	L600	L400	L200
Section Times	2:21.55 (0:14.55)	2:07.00 [10] (0:11.64)	1:55.36 [9] (0:11.78)	1:43.58 [5] (0:12.14)	1:31.45 [3] (0:11.95)	1:19.50 [2] (0:12.34)	1:07.15 [2] (0:12.47)	0:54.68 [2] (0:12.66)	0:42.02 [5] (0:13.42)	0:28.60 [13] (0:28.60)
Average Speed [km/h]	50.7	62.1	61.7	60.1	60.4	58.6	57.8	56.7	53.6	25.4
Top Speed [km/h]	63.9	63.6	62.4	62.4	60.8	60.3	58.3	58.2	55.7	48.4
Avg. Dist. to Rail [m]	6.8	1.5	1.8	2.3	3.2	2.1	0.7	0.7	1.0	10.4
Avg. Stride Freq. [Hz]	2.3	2.3	2.3	2.3	2.3	2.2	2.3	2.3	2.2	1.9
Avg. Stride Length [m]	6.5	7.6	7.6	7.5	7.5	7.4	7.2	7.1	7.0	6.0



[] Ranking at each section and finish
 -.-.- No data available at this section
 NA No data available



Doomben QLD

Race 8: LADBROKES DOOMBEN 10,000 - 1200m

16 May 2026 - 4:04PM



BRISBANE
RACING CLUB

Track Rating: Soft 7, Weather: Fine, Rail Position: True Entire Circuit

Field Times
(Race Tempo) 1:10.44 0:57.29 0:46.49 0:34.90 0:23.15 0:11.57
(0:13.15) (0:10.80) (0:11.59) (0:11.75) (0:11.58) (0:11.57)

Rank	TAB#	Horse	Overall Time	First 400m	Top Speed km/h (Section)	L1200	L1000	L800	L600	L400	L200		
	(BAR#)	Jockey	Margin (DT-W)	Last 600m	Fastest Section (Time)	Start - 1000	1000 - 800	800 - 600	600 - 400	400 - 200	200 - Finish		
1	4	Rothfire	1:10.44	0:24.66	67.8 (1000-800)	1:10.44	0:56.83 [8]	0:45.78 [9]	0:34.18 [7]	0:22.54 [7]	0:11.56 [2]		
	(11)	Brad Rawiller		0:34.18	400-200 (0:10.98)	(0:13.61)	(0:11.05)	0:11.59	(0:11.64)	0:10.98	(0:11.56)		
2	16	Spicy Martini	1:10.61	0:24.26	69.2 (1000-800)	1:10.61	0:57.28 [3]	0:46.35 [3]	0:34.54 [4]	0:22.77 [6]	0:11.61 [3]		
	(2)	Taylor Marshall	1.0L (+1)	0:34.55	1000-800 (0:10.93)	(0:13.33)	(0:10.93)	(0:11.80)	(0:11.78)	(0:11.16)	(0:11.61)		
3	18	Napoleonic	1:10.62	0:24.46	67.7 (1200 - 1000)	1:10.62	0:57.20 [6]	0:46.16 [5]	0:34.35 [8]	0:22.60 [8]	0:11.54 [5]		
	(7)	James McDonald	1.1L (+1)	0:34.35	1000-800 (0:11.04)	(0:13.42)	(0:11.04)	(0:11.81)	(0:11.75)	(0:11.06)	0:11.54		
4	1	Jimmysstar	1:10.85	0:24.68	69.3 (1000-800)	1:10.85	0:57.00 [11]	0:46.17 [10]	0:34.46 [11]	0:22.76 [10]	0:11.58 [8]		
	(8)	Ethan Brown	2.4L (+3)	0:34.46	1000-800 (0:10.83)	(0:13.85)	(0:10.83)	(0:11.71)	(0:11.70)	(0:11.18)	(0:11.58)		
5	17	Beadman	1:10.86	0:24.50	67.4 (1200 - 1000)	1:10.86	0:57.47 [5]	0:46.36 [7]	0:34.72 [5]	0:23.04 [4]	0:11.76 [6]		
	(1)	Tim Clark	2.5L (+6)	0:34.73	1000-800 (0:11.11)	(0:13.39)	(0:11.11)	(0:11.64)	(0:11.68)	(0:11.29)	(0:11.76)		
6	5	Uncommon James	1:11.09	0:24.48	67.9 (1200 - 1000)	1:11.09	0:57.66 [7]	0:46.61 [6]	0:34.90 [6]	0:23.30 [3]	0:11.93 [7]		
	(10)	Ben Thompson	3.8L (+4)	0:34.90	1000-800 (0:11.05)	(0:13.43)	(0:11.05)	(0:11.72)	0:11.60	(0:11.37)	(0:11.93)		
7	13	Skybird	1:11.10	0:25.08	67.7 (1000-800)	1:11.10	0:57.08 [14]	0:46.02 [15]	0:34.34 [15]	0:22.73 [15]	0:11.60 [15]		
	(14)	John Allen	3.9L (-3)	0:34.33	1000-800 (0:11.06)	(0:14.02)	(0:11.06)	(0:11.68)	(0:11.61)	(0:11.12)	(0:11.60)		
8	19	Esjay	1:11.10	0:24.94	68.2 (1200 - 1000)	1:11.10	0:56.98 [15]	0:46.16 [14]	0:34.54 [14]	0:22.88 [14]	0:11.73 [12]		
	(9)	Mark Du Plessis	3.9L (+8)	0:34.54	1000-800 (0:10.82)	(0:14.12)	(0:10.82)	(0:11.62)	(0:11.66)	(0:11.15)	(0:11.73)		
9	3	Another Wil	1:11.11	0:24.81	69.0 (1000-800)	1:11.11	0:57.24 [12]	0:46.30 [12]	0:34.59 [13]	0:22.98 [11]	0:11.84 [9]		
	(15)	Ryan Maloney	3.9L (-1)	0:34.59	1000-800 (0:10.95)	(0:13.86)	(0:10.95)	(0:11.70)	(0:11.61)	(0:11.14)	(0:11.84)		
10	10	Payline	1:11.17	0:24.70	69.2 (1200 - 1000)	1:11.17	0:57.45 [10]	0:46.47 [11]	0:34.80 [9]	0:23.11 [9]	0:11.90 [10]		
	(12)	Kyle Wilson-Taylor	4.3L (-3)	0:34.80	1000-800 (0:10.98)	(0:13.72)	(0:10.98)	(0:11.67)	(0:11.69)	(0:11.21)	(0:11.90)		

Scratched: Private Eye (#2), Devil Night (#11), Lady Of Camelot (#14), Abounding (#15)

Report Created: Sat 16 May 2026

(Note: Races are conducted over an approximate distance as close as possible to the advertised distance, and recorded data may vary accordingly. Official times refer to race times only and do not include handicap times.)

[] Position in running at each section and finish TAB# Saddle cloth number
 -:-:- No data available at this section BAR# Barrier/Gate Position
 NA No data available DNF Did not finish
 DNT Did not track DT-W Distance travelled compared to winner in metres

Fastest split
 Fastest section

data processed by TRIPLES DATA



Doomben QLD
Race 8: LADBROKES DOOMBEN 10,000 - 1200m
 16 May 2026 - 4:04PM



BRISBANE
RACING CLUB

Track Rating: Soft 7, Weather: Fine, Rail Position: True Entire Circuit

Field Times
(Race Tempo) 1:10.44 0:57.29 0:46.49 0:34.90 0:23.15 0:11.57
 (0:13.15) (0:10.80) (0:11.59) (0:11.75) (0:11.58) (0:11.57)

Rank	TAB#	Horse	Overall Time	First 400m	Top Speed km/h (Section)	L1200	L1000	L800	L600	L400	L200		
	(BAR#)	Jockey	Margin (DT-W)	Last 600m	Fastest Section (Time)	Start - 1000	1000 - 800	800 - 600	600 - 400	400 - 200	200 - Finish		
11	8	Warnie	1:11.18	0:24.56	67.9 (1000-800)	1:11.18	0:57.57 [9]	0:46.61 [8]	0:34.81 [10]	0:23.03 [12]	0:11.79 [13]		
	(6)	Mark Zahra	4.4L (+1)	0:34.81	1000-800 (0:10.95)	(0:13.61)	(0:10.95)	(0:11.80)	(0:11.78)	(0:11.24)	(0:11.79)		
12	6	Reserve Bank	1:11.48	0:24.82	69.3 (1000-800)	1:11.48	0:57.52 [13]	0:46.66 [13]	0:35.00 [12]	0:23.27 [13]	0:12.02 [14]		
	(13)	Cejay Graham	6.1L (-4)	0:34.99	1000-800 (0:10.86)	(0:13.96)	(0:10.86)	(0:11.66)	(0:11.73)	(0:11.24)	(0:12.02)		
13	12	Grafterburners	1:11.58	0:24.21	69.0 (1200 - 1000)	1:11.58	0:58.34 [2]	0:47.37 [2]	0:35.74 [2]	0:24.02 [2]	0:12.54 [4]		
	(5)	Zac Purton	6.7L (-2)	0:35.74	1000-800 (0:10.97)	(0:13.24)	(0:10.97)	(0:11.63)	(0:11.72)	(0:11.48)	(0:12.54)		
14	9	Zarastro	1:11.60	0:23.95	70.7 (1200 - 1000)	1:11.60	0:58.45 [1]	0:47.65 [1]	0:36.06 [1]	0:24.31 [1]	0:12.73 [1]		
	(4)	Daniel Moor	6.8L (+2)	0:36.06	1000-800 (0:10.80)	(0:13.15)	(0:10.80)	(0:11.59)	(0:11.75)	(0:11.58)	(0:12.73)		
15	7	Private Harry	1:11.94	0:24.40	68.4 (1200 - 1000)	1:11.94	0:58.56 [4]	0:47.55 [4]	0:35.88 [3]	0:24.11 [5]	0:12.57 [11]		
	(3)	Tommy Berry	8.8L (-3)	0:35.89	1000-800 (0:11.02)	(0:13.38)	(0:11.02)	(0:11.66)	(0:11.78)	(0:11.54)	(0:12.57)		

Scratched: Private Eye (#2), Devil Night (#11), Lady Of Camelot (#14), Abounding (#15)

Report Created: Sat 16 May 2026

(Note: Races are conducted over an approximate distance as close as possible to the advertised distance, and recorded data may vary accordingly. Official times refer to race times only and do not include handicap times.)

[] Position in running at each section and finish TAB# Saddle cloth number
 -:-:- No data available at this section BAR# Barrier/Gate Position
 NA No data available DNF Did not finish
 DNT Did not track DT-W Distance travelled compared to winner in metres

Fastest split
 Fastest section

data processed by **TRIPLES DATA**

Horse/Jockey Name	Rothfire/Brad Rawiller
Finish Rank	1
Fastest Section Time (Section)	0:10.98 (400-200)
Top Speed [km/h] (Section)	67.8 (1000-800)
Race State	Finished



Doomben QLD --Professional-2026-05-16

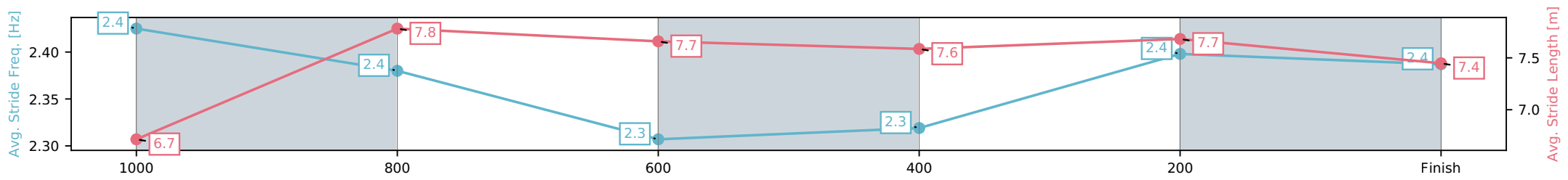
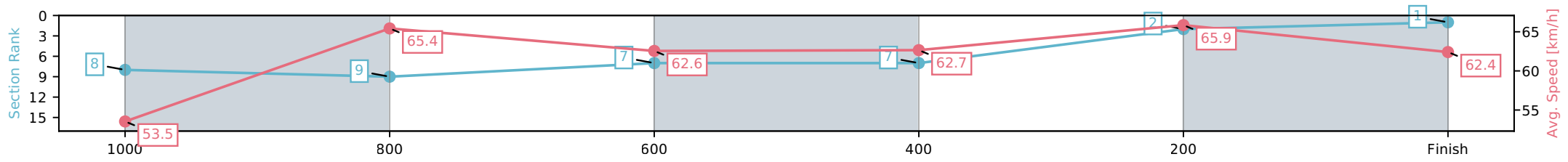
Race 8: LADBROKES DOOMBEN 10,000 - 1200m

16 May 2026 - 4:04PM

Track Rating: Soft 7, Weather: Fine, Rail Position: True Entire Circuit



Section	L1200	L1000	L800	L600	L400	L200
Section Times	1:10.44 (0:13.61)	0:56.83 [8] (0:11.05)	0:45.78 [9] (0:11.59)	0:34.18 [7] (0:11.64)	0:22.54 [7] (0:10.98)	0:11.56 [2] (0:11.56)
Average Speed [km/h]	53.5	65.4	62.6	62.7	65.9	62.4
Top Speed [km/h]	66.5	67.8	63.9	64.4	66.5	65.5
Avg. Dist. to Rail [m]	7.5	2.4	1.2	2.1	4.8	6.4
Avg. Stride Freq. [Hz]	2.4	2.4	2.3	2.3	2.4	2.4
Avg. Stride Length [m]	6.7	7.8	7.7	7.6	7.7	7.4



[] Ranking at each section and finish
 -:-:- No data available at this section
 NA No data available

Horse/Jockey Name	Spicy Martini/Taylor Marshall
Finish Rank	2
Fastest Section Time (Section)	0:10.93 (1000-800)
Top Speed [km/h] (Section)	69.2 (1000-800)
Race State	Finished



Doomben QLD --Professional-2026-05-16

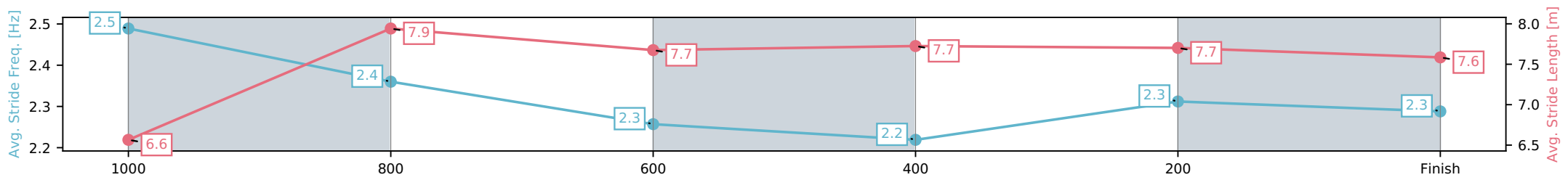
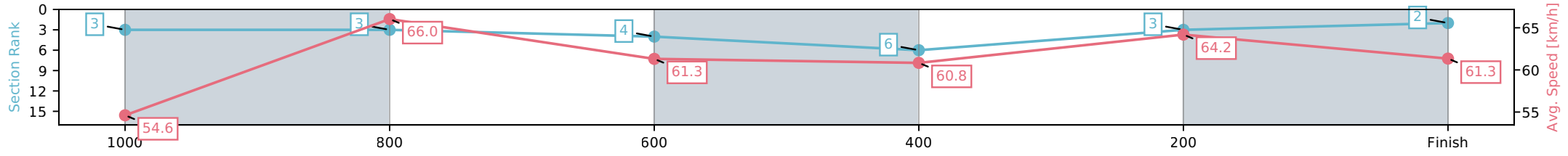
Race 8: LADBROKES DOOMBEN 10,000 - 1200m

16 May 2026 - 4:04PM

Track Rating: Soft 7, Weather: Fine, Rail Position: True Entire Circuit



Section	L1200	L1000	L800	L600	L400	L200
Section Times	1:10.61 (0:13.33)	0:57.28 [3] (0:10.93)	0:46.35 [3] (0:11.80)	0:34.54 [4] (0:11.78)	0:22.77 [6] (0:11.16)	0:11.61 [3] (0:11.61)
Average Speed [km/h]	54.6	66.0	61.3	60.8	64.2	61.3
Top Speed [km/h]	68.6	69.2	63.2	61.9	66.2	63.6
Avg. Dist. to Rail [m]	1.9	1.4	0.9	1.0	1.2	2.1
Avg. Stride Freq. [Hz]	2.5	2.4	2.3	2.2	2.3	2.3
Avg. Stride Length [m]	6.6	7.9	7.7	7.7	7.7	7.6



[] Ranking at each section and finish
 -:-:- No data available at this section
 NA No data available

Horse/Jockey Name	Napoleonic/James McDonald
Finish Rank	3
Fastest Section Time (Section)	0:11.04 (1000-800)
Top Speed [km/h] (Section)	67.7 (1200 - 1000)
Race State	Finished



Doomben QLD --Professional-2026-05-16

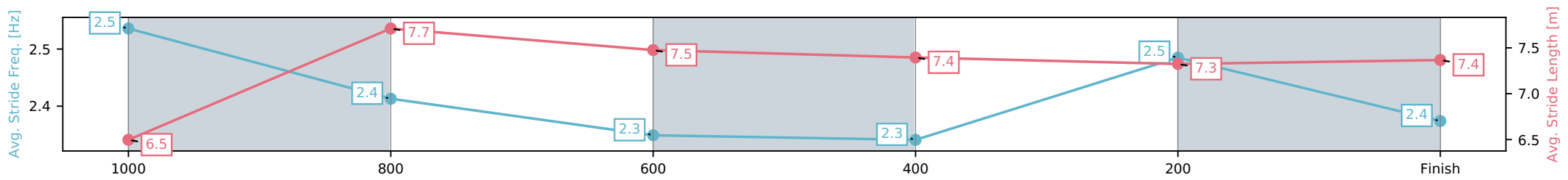
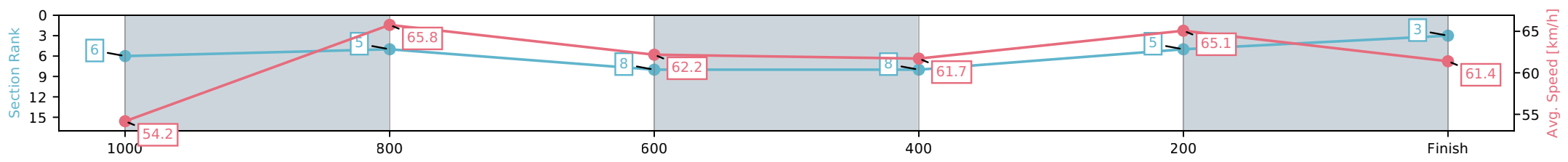
Race 8: LADBROKES DOOMBEN 10,000 - 1200m

16 May 2026 - 4:04PM

Track Rating: Soft 7, Weather: Fine, Rail Position: True Entire Circuit



Section	L1200	L1000	L800	L600	L400	L200
Section Times	1:10.62 (0:13.42)	0:57.20 [6] (0:11.04)	0:46.16 [5] (0:11.81)	0:34.35 [8] (0:11.75)	0:22.60 [8] (0:11.06)	0:11.54 [5] (0:11.54)
Average Speed [km/h]	54.2	65.8	62.2	61.7	65.1	61.4
Top Speed [km/h]	67.7	67.6	63.9	63.0	66.1	64.2
Avg. Dist. to Rail [m]	6.1	3.1	3.6	1.5	2.9	5.1
Avg. Stride Freq. [Hz]	2.5	2.4	2.3	2.3	2.5	2.4
Avg. Stride Length [m]	6.5	7.7	7.5	7.4	7.3	7.4



[] Ranking at each section and finish
 -:-:- No data available at this section
 NA No data available

Horse/Jockey Name	Jimmysstar/Ethan Brown
Finish Rank	4
Fastest Section Time (Section)	0:10.83 (1000-800)
Top Speed [km/h] (Section)	69.3 (1000-800)
Race State	Finished



Doomben QLD --Professional-2026-05-16

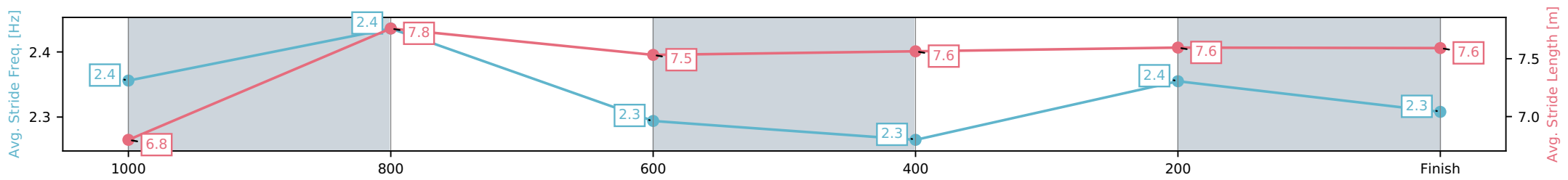
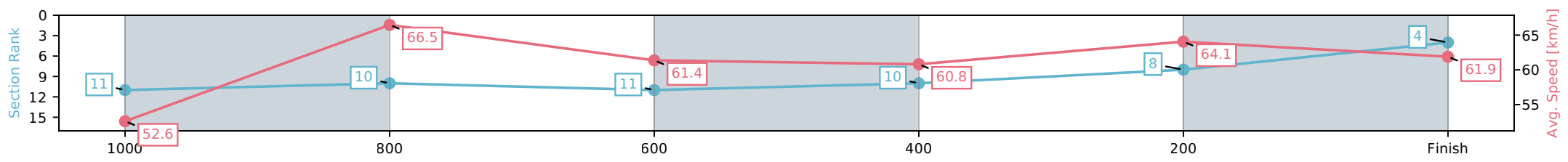
Race 8: LADBROKES DOOMBEN 10,000 - 1200m

16 May 2026 - 4:04PM

Track Rating: Soft 7, Weather: Fine, Rail Position: True Entire Circuit



Section	L1200	L1000	L800	L600	L400	L200
Section Times	1:10.85 (0:13.85)	0:57.00 [11] (0:10.83)	0:46.17 [10] (0:11.71)	0:34.46 [11] (0:11.70)	0:22.76 [10] (0:11.18)	0:11.58 [8] (0:11.58)
Average Speed [km/h]	52.6	66.5	61.4	60.8	64.1	61.9
Top Speed [km/h]	67.2	69.3	62.0	62.1	64.9	64.0
Avg. Dist. to Rail [m]	4.9	0.4	0.6	2.0	1.3	1.5
Avg. Stride Freq. [Hz]	2.4	2.4	2.3	2.3	2.4	2.3
Avg. Stride Length [m]	6.8	7.8	7.5	7.6	7.6	7.6



[] Ranking at each section and finish
 -:-:- No data available at this section
 NA No data available

Horse/Jockey Name	Beadman/Tim Clark
Finish Rank	5
Fastest Section Time (Section)	0:11.11 (1000-800)
Top Speed [km/h] (Section)	67.4 (1200 - 1000)
Race State	Finished



Doomben QLD --Professional-2026-05-16

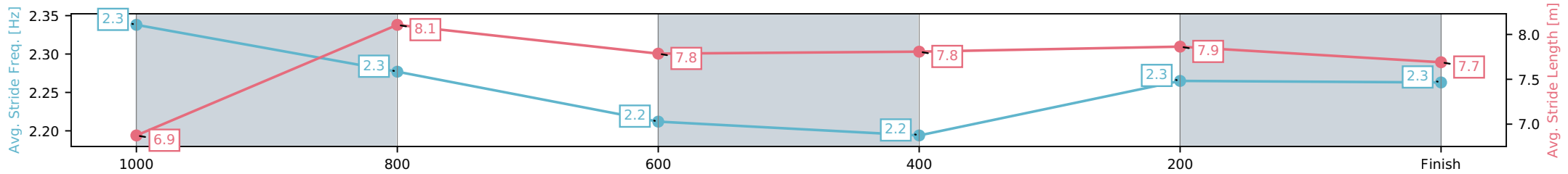
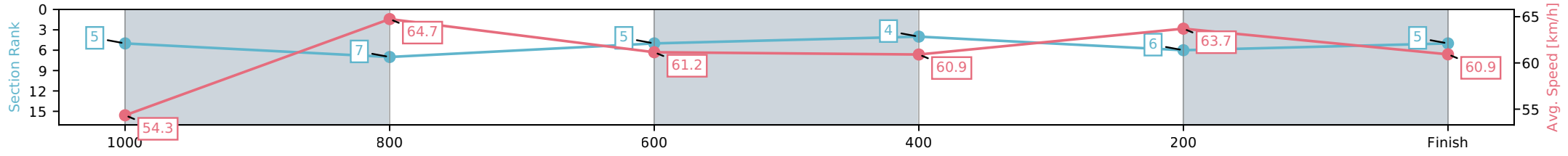
Race 8: LADBROKES DOOMBEN 10,000 - 1200m

16 May 2026 - 4:04PM

Track Rating: Soft 7, Weather: Fine, Rail Position: True Entire Circuit



Section	L1200	L1000	L800	L600	L400	L200
Section Times	1:10.86 (0:13.39)	0:57.47 [5] (0:11.11)	0:46.36 [7] (0:11.64)	0:34.72 [5] (0:11.68)	0:23.04 [4] (0:11.29)	0:11.76 [6] (0:11.76)
Average Speed [km/h]	54.3	64.7	61.2	60.9	63.7	60.9
Top Speed [km/h]	67.4	66.8	62.4	61.8	65.2	63.6
Avg. Dist. to Rail [m]	0.8	0.4	2.0	1.9	1.0	2.4
Avg. Stride Freq. [Hz]	2.3	2.3	2.2	2.2	2.3	2.3
Avg. Stride Length [m]	6.9	8.1	7.8	7.8	7.9	7.7



[] Ranking at each section and finish
 -:-:- No data available at this section
 NA No data available

Horse/Jockey Name	Uncommon James/Ben Thompson
Finish Rank	6
Fastest Section Time (Section)	0:11.05 (1000-800)
Top Speed [km/h] (Section)	67.9 (1200 - 1000)
Race State	Finished



Doomben QLD --Professional-2026-05-16

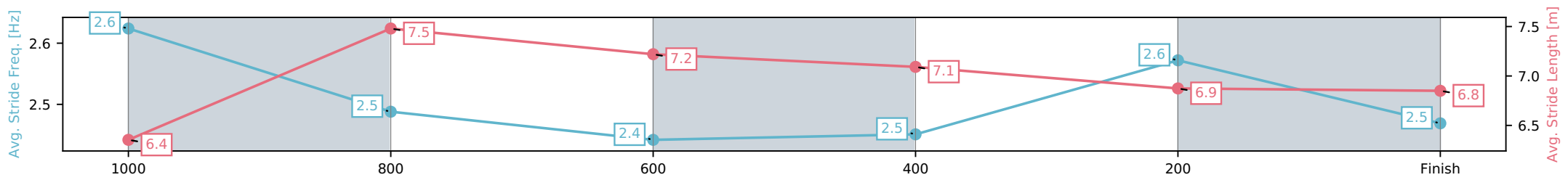
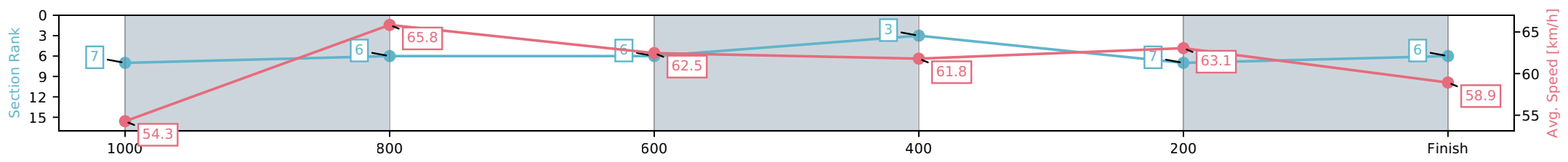
Race 8: LADBROKES DOOMBEN 10,000 - 1200m

16 May 2026 - 4:04PM

Track Rating: Soft 7, Weather: Fine, Rail Position: True Entire Circuit



Section	L1200	L1000	L800	L600	L400	L200
Section Times	1:11.09 (0:13.43)	0:57.66 [7] (0:11.05)	0:46.61 [6] (0:11.72)	0:34.90 [6] (0:11.60)	0:23.30 [3] (0:11.37)	0:11.93 [7] (0:11.93)
Average Speed [km/h]	54.3	65.8	62.5	61.8	63.1	58.9
Top Speed [km/h]	67.9	66.9	63.9	62.7	63.7	63.0
Avg. Dist. to Rail [m]	7.0	4.7	3.1	1.5	2.0	3.0
Avg. Stride Freq. [Hz]	2.6	2.5	2.4	2.5	2.6	2.5
Avg. Stride Length [m]	6.4	7.5	7.2	7.1	6.9	6.8



[] Ranking at each section and finish
 -:-:- No data available at this section
 NA No data available

Horse/Jockey Name	Skybird/John Allen
Finish Rank	7
Fastest Section Time (Section)	0:11.06 (1000-800)
Top Speed [km/h] (Section)	67.7 (1000-800)
Race State	Finished



Doomben QLD --Professional-2026-05-16

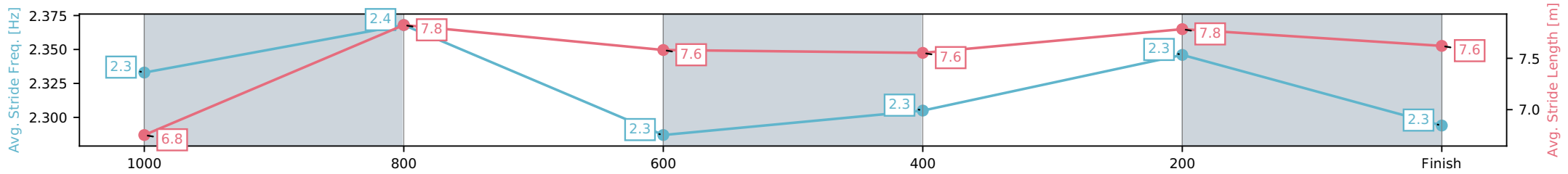
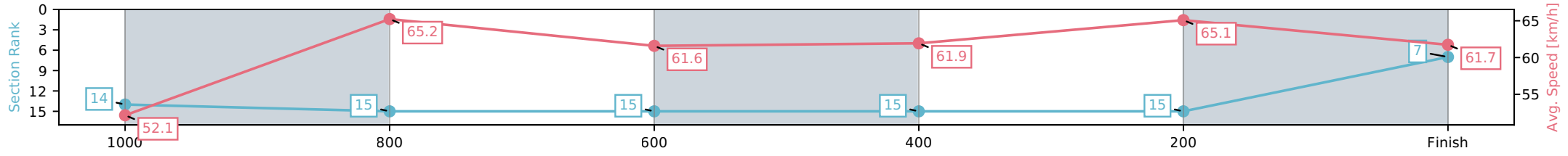
Race 8: LADBROKES DOOMBEN 10,000 - 1200m

16 May 2026 - 4:04PM

Track Rating: Soft 7, Weather: Fine, Rail Position: True Entire Circuit



Section	L1200	L1000	L800	L600	L400	L200
Section Times	1:11.10 (0:14.02)	0:57.08 [14] (0:11.06)	0:46.02 [15] (0:11.68)	0:34.34 [15] (0:11.61)	0:22.73 [15] (0:11.12)	0:11.60 [15] (0:11.60)
Average Speed [km/h]	52.1	65.2	61.6	61.9	65.1	61.7
Top Speed [km/h]	67.0	67.7	62.6	63.2	66.9	63.4
Avg. Dist. to Rail [m]	9.0	1.7	0.3	0.4	5.5	11.7
Avg. Stride Freq. [Hz]	2.3	2.4	2.3	2.3	2.3	2.3
Avg. Stride Length [m]	6.8	7.8	7.6	7.6	7.8	7.6



[] Ranking at each section and finish
 -:-:- No data available at this section
 NA No data available

Horse/Jockey Name	Esjay/Mark Du Plessis
Finish Rank	8
Fastest Section Time (Section)	0:10.82 (1000-800)
Top Speed [km/h] (Section)	68.2 (1200 - 1000)
Race State	Finished



Doomben QLD --Professional-2026-05-16

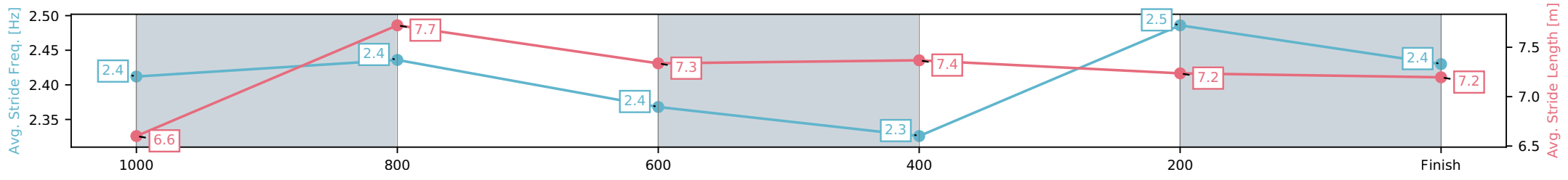
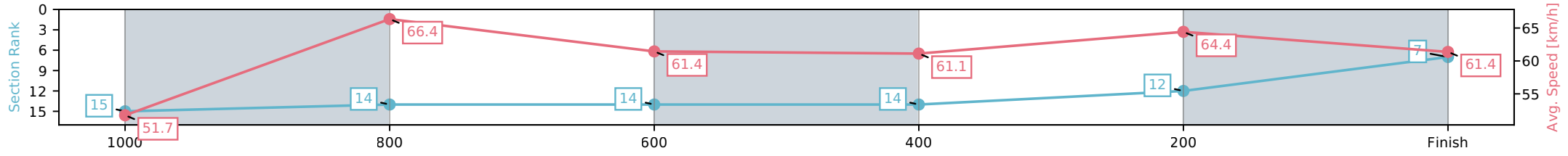
Race 8: LADBROKES DOOMBEN 10,000 - 1200m

16 May 2026 - 4:04PM

Track Rating: Soft 7, Weather: Fine, Rail Position: True Entire Circuit



Section	L1200	L1000	L800	L600	L400	L200
Section Times	1:11.10 (0:14.12)	0:56.98 [15] (0:10.82)	0:46.16 [14] (0:11.62)	0:34.54 [14] (0:11.66)	0:22.88 [14] (0:11.15)	0:11.73 [12] (0:11.73)
Average Speed [km/h]	51.7	66.4	61.4	61.1	64.4	61.4
Top Speed [km/h]	68.2	68.0	63.9	62.5	66.3	64.6
Avg. Dist. to Rail [m]	5.2	0.7	1.5	1.7	1.4	0.8
Avg. Stride Freq. [Hz]	2.4	2.4	2.4	2.3	2.5	2.4
Avg. Stride Length [m]	6.6	7.7	7.3	7.4	7.2	7.2



[] Ranking at each section and finish
 -.-.- No data available at this section
 NA No data available

Horse/Jockey Name	Another Wil/Ryan Maloney
Finish Rank	9
Fastest Section Time (Section)	0:10.95 (1000-800)
Top Speed [km/h] (Section)	69.0 (1000-800)
Race State	Finished



Doomben QLD --Professional-2026-05-16

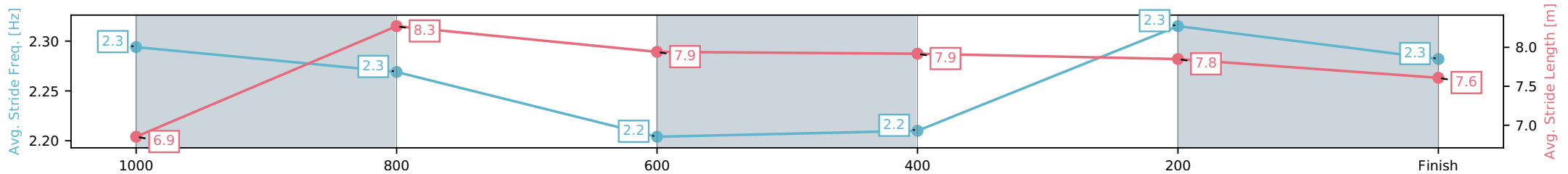
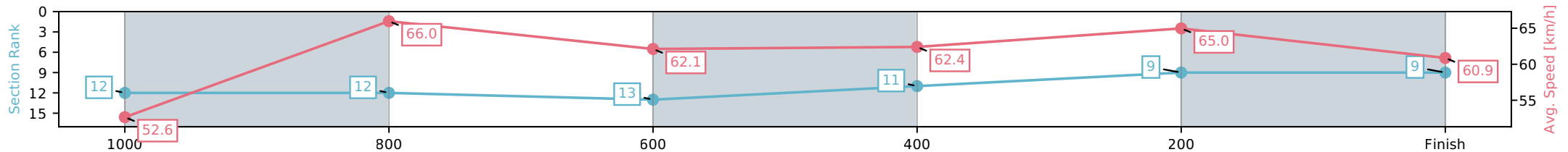
Race 8: LADBROKES DOOMBEN 10,000 - 1200m

16 May 2026 - 4:04PM

Track Rating: Soft 7, Weather: Fine, Rail Position: True Entire Circuit



Section	L1200	L1000	L800	L600	L400	L200
Section Times	1:11.11 (0:13.86)	0:57.24 [12] (0:10.95)	0:46.30 [12] (0:11.70)	0:34.59 [13] (0:11.61)	0:22.98 [11] (0:11.14)	0:11.84 [9] (0:11.84)
Average Speed [km/h]	52.6	66.0	62.1	62.4	65.0	60.9
Top Speed [km/h]	69.0	69.0	63.1	63.6	65.8	64.5
Avg. Dist. to Rail [m]	9.2	1.6	1.7	1.1	5.8	11.0
Avg. Stride Freq. [Hz]	2.3	2.3	2.2	2.2	2.3	2.3
Avg. Stride Length [m]	6.9	8.3	7.9	7.9	7.8	7.6



- [] Ranking at each section and finish
- :-:- No data available at this section
- NA No data available

Horse/Jockey Name	Payline/Kyle Wilson-Taylor
Finish Rank	10
Fastest Section Time (Section)	0:10.98 (1000-800)
Top Speed [km/h] (Section)	69.2 (1200 - 1000)
Race State	Finished



Doomben QLD --Professional-2026-05-16

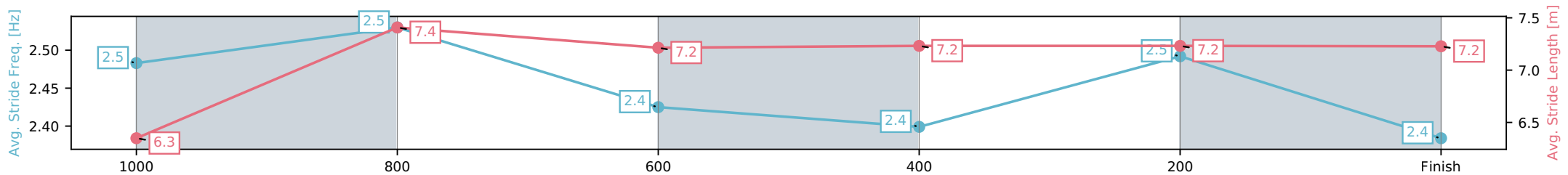
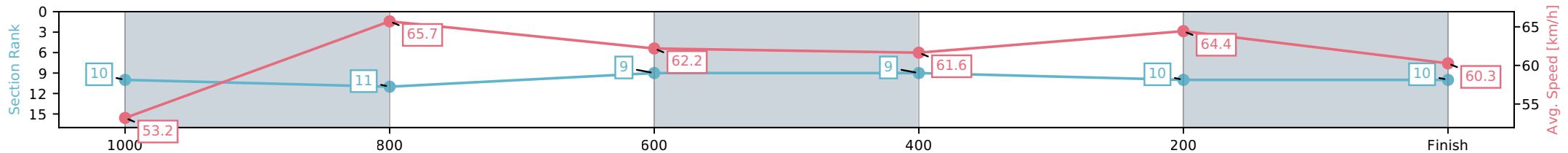
Race 8: LADBROKES DOOMBEN 10,000 - 1200m

16 May 2026 - 4:04PM

Track Rating: Soft 7, Weather: Fine, Rail Position: True Entire Circuit



Section	L1200	L1000	L800	L600	L400	L200
Section Times	1:11.17 (0:13.72)	0:57.45 [10] (0:10.98)	0:46.47 [11] (0:11.67)	0:34.80 [9] (0:11.69)	0:23.11 [9] (0:11.21)	0:11.90 [10] (0:11.90)
Average Speed [km/h]	53.2	65.7	62.2	61.6	64.4	60.3
Top Speed [km/h]	69.2	69.0	63.3	62.8	65.5	64.3
Avg. Dist. to Rail [m]	7.1	1.1	1.4	0.3	4.8	8.1
Avg. Stride Freq. [Hz]	2.5	2.5	2.4	2.4	2.5	2.4
Avg. Stride Length [m]	6.3	7.4	7.2	7.2	7.2	7.2



- [] Ranking at each section and finish
- :-:- No data available at this section
- NA No data available

Horse/Jockey Name	Warnie/Mark Zahra
Finish Rank	11
Fastest Section Time (Section)	0:10.95 (1000-800)
Top Speed [km/h] (Section)	67.9 (1000-800)
Race State	Finished



Doomben QLD --Professional-2026-05-16

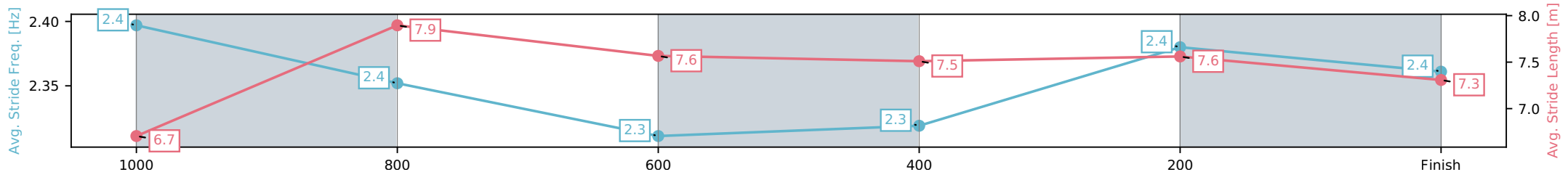
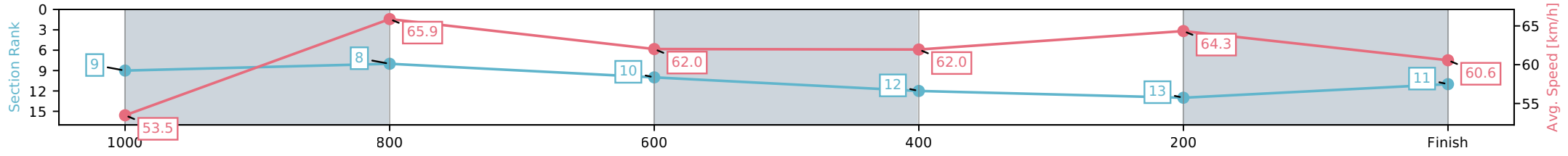
Race 8: LADBROKES DOOMBEN 10,000 - 1200m

16 May 2026 - 4:04PM

Track Rating: Soft 7, Weather: Fine, Rail Position: True Entire Circuit



Section	L1200	L1000	L800	L600	L400	L200
Section Times	1:11.18 (0:13.61)	0:57.57 [9] (0:10.95)	0:46.61 [8] (0:11.80)	0:34.81 [10] (0:11.78)	0:23.03 [12] (0:11.24)	0:11.79 [13] (0:11.79)
Average Speed [km/h]	53.5	65.9	62.0	62.0	64.3	60.6
Top Speed [km/h]	66.9	67.9	63.6	62.9	65.4	63.8
Avg. Dist. to Rail [m]	4.6	1.5	3.1	2.5	4.6	9.3
Avg. Stride Freq. [Hz]	2.4	2.4	2.3	2.3	2.4	2.4
Avg. Stride Length [m]	6.7	7.9	7.6	7.5	7.6	7.3



[] Ranking at each section and finish
 -:-:- No data available at this section
 NA No data available

Horse/Jockey Name	Reserve Bank/Cejay Graham
Finish Rank	12
Fastest Section Time (Section)	0:10.86 (1000-800)
Top Speed [km/h] (Section)	69.3 (1000-800)
Race State	Finished



Doomben QLD --Professional-2026-05-16

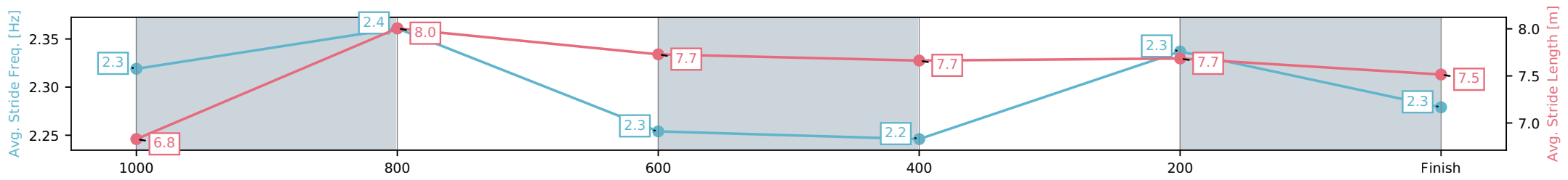
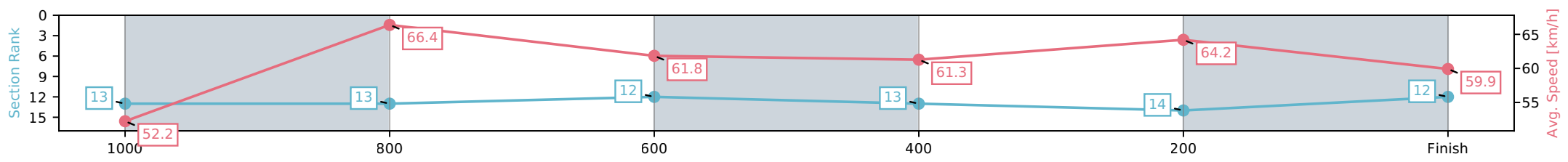
Race 8: LADBROKES DOOMBEN 10,000 - 1200m

16 May 2026 - 4:04PM

Track Rating: Soft 7, Weather: Fine, Rail Position: True Entire Circuit



Section	L1200	L1000	L800	L600	L400	L200
Section Times	1:11.48 (0:13.96)	0:57.52 [13] (0:10.86)	0:46.66 [13] (0:11.66)	0:35.00 [12] (0:11.73)	0:23.27 [13] (0:11.24)	0:12.02 [14] (0:12.02)
Average Speed [km/h]	52.2	66.4	61.8	61.3	64.2	59.9
Top Speed [km/h]	69.1	69.3	62.7	62.4	65.3	63.5
Avg. Dist. to Rail [m]	7.6	0.6	0.3	0.2	3.3	6.5
Avg. Stride Freq. [Hz]	2.3	2.4	2.3	2.2	2.3	2.3
Avg. Stride Length [m]	6.8	8.0	7.7	7.7	7.7	7.5



[] Ranking at each section and finish
 -:-:- No data available at this section
 NA No data available

Horse/Jockey Name	Grafterburners/Zac Purton
Finish Rank	13
Fastest Section Time (Section)	0:10.97 (1000-800)
Top Speed [km/h] (Section)	69.0 (1200 - 1000)
Race State	Finished



Doomben QLD --Professional-2026-05-16

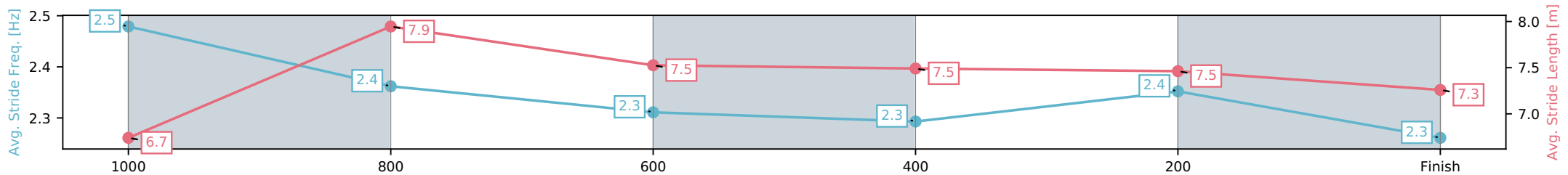
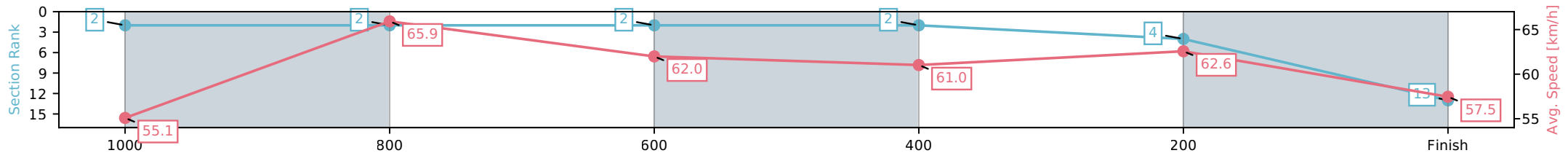
Race 8: LADBROKES DOOMBEN 10,000 - 1200m

16 May 2026 - 4:04PM

Track Rating: Soft 7, Weather: Fine, Rail Position: True Entire Circuit



Section	L1200	L1000	L800	L600	L400	L200
Section Times	1:11.58 (0:13.24)	0:58.34 [2] (0:10.97)	0:47.37 [2] (0:11.63)	0:35.74 [2] (0:11.72)	0:24.02 [2] (0:11.48)	0:12.54 [4] (0:12.54)
Average Speed [km/h]	55.1	65.9	62.0	61.0	62.6	57.5
Top Speed [km/h]	69.0	68.8	62.6	62.0	63.1	61.3
Avg. Dist. to Rail [m]	4.2	2.5	0.4	1.0	2.1	5.4
Avg. Stride Freq. [Hz]	2.5	2.4	2.3	2.3	2.4	2.3
Avg. Stride Length [m]	6.7	7.9	7.5	7.5	7.5	7.3



- [] Ranking at each section and finish
- :-:- No data available at this section
- NA No data available

Horse/Jockey Name	Zarastro/Daniel Moor
Finish Rank	14
Fastest Section Time (Section)	0:10.80 (1000-800)
Top Speed [km/h] (Section)	70.7 (1200 - 1000)
Race State	Finished



Doomben QLD --Professional-2026-05-16

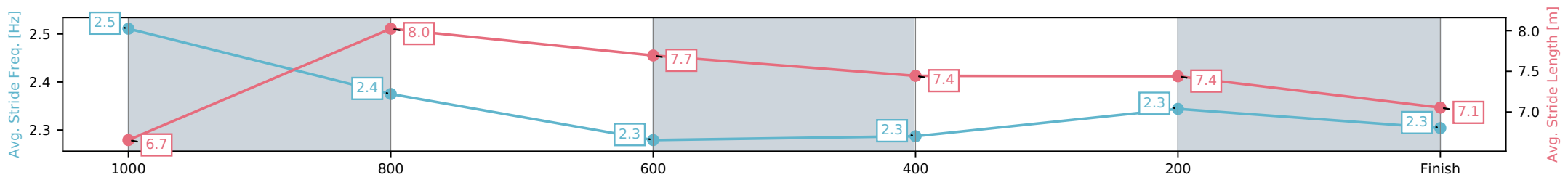
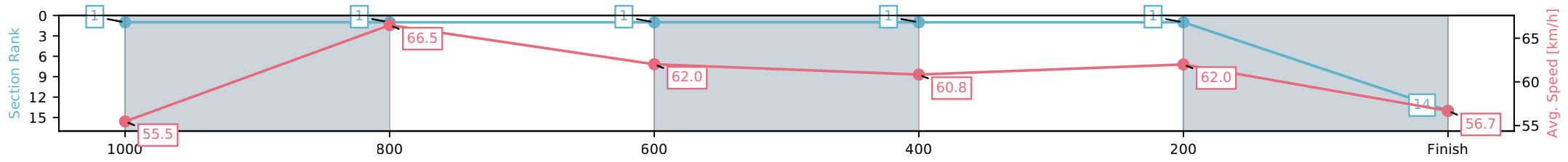
Race 8: LADBROKES DOOMBEN 10,000 - 1200m

16 May 2026 - 4:04PM

Track Rating: Soft 7, Weather: Fine, Rail Position: True Entire Circuit



Section	L1200	L1000	L800	L600	L400	L200
Section Times	1:11.60 (0:13.15)	0:58.45 [1] (0:10.80)	0:47.65 [1] (0:11.59)	0:36.06 [1] (0:11.75)	0:24.31 [1] (0:11.58)	0:12.73 [1] (0:12.73)
Average Speed [km/h]	55.5	66.5	62.0	60.8	62.0	56.7
Top Speed [km/h]	70.7	69.8	63.6	61.8	62.6	60.3
Avg. Dist. to Rail [m]	1.9	0.9	0.7	1.2	1.7	3.7
Avg. Stride Freq. [Hz]	2.5	2.4	2.3	2.3	2.3	2.3
Avg. Stride Length [m]	6.7	8.0	7.7	7.4	7.4	7.1



[] Ranking at each section and finish
 -:-:- No data available at this section
 NA No data available

Horse/Jockey Name	Private Harry/Tommy Berry
Finish Rank	15
Fastest Section Time (Section)	0:11.02 (1000-800)
Top Speed [km/h] (Section)	68.4 (1200 - 1000)
Race State	Finished



Doomben QLD --Professional-2026-05-16

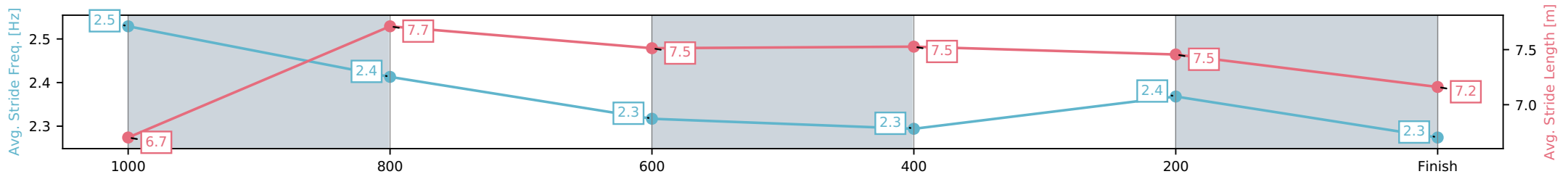
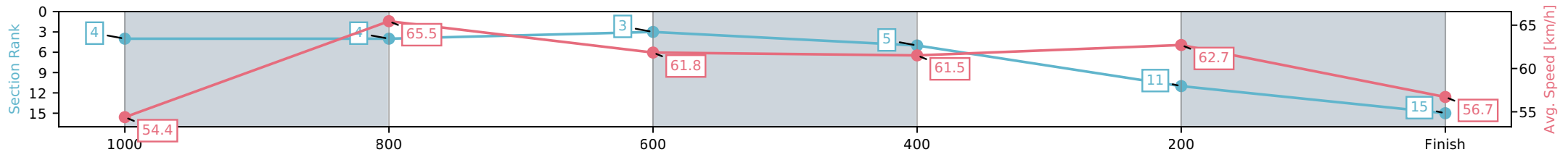
Race 8: LADBROKES DOOMBEN 10,000 - 1200m

16 May 2026 - 4:04PM

Track Rating: Soft 7, Weather: Fine, Rail Position: True Entire Circuit



Section	L1200	L1000	L800	L600	L400	L200
Section Times	1:11.94 (0:13.38)	0:58.56 [4] (0:11.02)	0:47.55 [4] (0:11.66)	0:35.88 [3] (0:11.78)	0:24.11 [5] (0:11.54)	0:12.57 [11] (0:12.57)
Average Speed [km/h]	54.4	65.5	61.8	61.5	62.7	56.7
Top Speed [km/h]	68.4	67.7	62.6	62.6	64.6	60.9
Avg. Dist. to Rail [m]	2.7	1.2	0.5	1.1	3.4	4.6
Avg. Stride Freq. [Hz]	2.5	2.4	2.3	2.3	2.4	2.3
Avg. Stride Length [m]	6.7	7.7	7.5	7.5	7.5	7.2



- [] Ranking at each section and finish
- :-:- No data available at this section
- NA No data available



Doomben QLD
Race 9: HKJC WORLD POOL ROUGH HABIT PLATE - 2000m
 16 May 2026 - 4:42PM



BRISBANE
RACING CLUB

Track Rating: Soft 7, Weather: Fine, Rail Position: True Entire Circuit

Field Times (Race Tempo) 2:05.56 (0:14.43) 1:51.13 (0:12.01) 1:39.12 (0:12.30) 1:26.81 (0:12.78) 1:14.04 (0:12.76) 1:01.28 (0:12.71) 0:48.57 (0:12.41) 0:36.16 (0:12.05)

Rank	TAB#	Horse	Overall Time	First 400m	Top Speed km/h (Section)	L2000	L1800	L1600	L1400	L1200	L1000	L800	L600
	(BAR#)	Jockey	Margin (DT-W)	Last 600m	Fastest Section (Time)	Start - 1800	1800 - 1600	1600 - 1400	1400 - 1200	1200 - 1000	1000 - 800	800 - 600	600 - 400
1	3	Kilman	2:05.56	0:26.44	62.0 (2000 - 1800)	2:05.56	1:51.13 [1]	1:39.12 [1]	1:26.81 [1]	1:14.04 [1]	1:01.28 [1]	0:48.57 [1]	0:36.16 [1]
	(16)	Ryan Maloney		0:36.16	400-200 (0:11.72)	(0:14.43)	(0:12.01)	(0:12.30)	(0:12.78)	(0:12.76)	(0:12.71)	(0:12.41)	(0:12.05)
2	19	Beauty Swift	2:05.76	0:27.08	63.5 (400-200)	2:05.76	1:50.84 [9]	1:38.69 [7]	1:26.21 [7]	1:13.66 [5]	1:00.83 [5]	0:48.19 [6]	0:35.75 [6]
	(1)	Michael Rodd	1.2L (-46)	0:35.75	400-200 (0:11.57)	(0:14.92)	(0:12.16)	(0:12.48)	(0:12.55)	(0:12.83)	(0:12.64)	(0:12.44)	(0:11.84)
3	2	Providence	2:05.80	0:27.41	63.9 (400-200)	2:05.80	1:50.80 [10]	1:38.39 [10]	1:25.91 [11]	1:13.46 [9]	1:00.50 [10]	0:47.84 [10]	0:35.49 [10]
	(8)	James McDonald	1.4L (-42)	0:35.49	400-200 (0:11.44)	(0:15.00)	(0:12.41)	(0:12.48)	(0:12.45)	(0:12.96)	(0:12.66)	(0:12.35)	(0:11.80)
4	5	Southern Prince	2:05.85	0:26.78	62.1 (400-200)	2:05.85	1:51.14 [5]	1:39.07 [4]	1:26.64 [3]	1:14.04 [2]	1:01.23 [2]	0:48.62 [2]	0:36.16 [3]
	(3)	Mark Du Plessis	1.7L (-36)	0:36.17	400-200 (0:11.73)	(0:14.70)	(0:12.08)	(0:12.43)	(0:12.59)	(0:12.81)	(0:12.61)	(0:12.45)	(0:12.00)
5	16	Solid Gold	2:06.06	0:27.95	64.8 (400-200)	2:06.06	1:50.73 [16]	1:38.11 [16]	1:25.50 [16]	1:13.01 [16]	1:00.09 [16]	0:47.44 [16]	0:35.33 [15]
	(13)	Tommy Berry	2.9L (-46)	0:35.32	400-200 (0:11.39)	(0:15.33)	(0:12.62)	(0:12.61)	(0:12.49)	(0:12.92)	(0:12.65)	(0:12.12)	(0:11.83)
6	8	Accidental Bid	2:06.08	0:26.61	62.4 (400-200)	2:06.08	1:51.50 [4]	1:39.47 [3]	1:26.92 [2]	1:14.23 [4]	1:01.44 [3]	0:48.78 [3]	0:36.41 [2]
	(14)	John Allen	3.1L (-46)	0:36.41	400-200 (0:11.72)	(0:14.58)	(0:12.03)	(0:12.55)	(0:12.69)	(0:12.78)	(0:12.66)	(0:12.37)	(0:12.06)
7	18	Certify	2:06.21	0:27.55	62.8 (400-200)	2:06.21	1:51.07 [12]	1:38.66 [12]	1:26.10 [13]	1:13.59 [12]	1:00.69 [12]	0:48.03 [12]	0:35.73 [13]
	(4)	Jag Guthmann-Chester	3.9L (-38)	0:35.73	400-200 (0:11.63)	(0:15.14)	(0:12.41)	(0:12.56)	(0:12.51)	(0:12.90)	(0:12.66)	(0:12.30)	(0:11.84)
8	7	Defendant	2:06.32	0:27.54	62.8 (600-400)	2:06.32	1:51.04 [14]	1:38.78 [11]	1:26.44 [10]	1:13.86 [11]	1:01.04 [9]	0:48.40 [9]	0:36.05 [9]
	(2)	Tim Clark	4.5L (-33)	0:36.05	600-400 (0:11.74)	(0:15.28)	(0:12.26)	(0:12.34)	(0:12.58)	(0:12.82)	(0:12.64)	(0:12.35)	(0:11.74)
9	6	O'sheamus	2:06.48	0:27.88	62.9 (400-200)	2:06.48	1:51.18 [15]	1:38.61 [15]	1:26.13 [15]	1:13.45 [15]	1:00.54 [15]	0:47.97 [14]	0:35.81 [14]
	(12)	Zac Purton	5.4L (-42)	0:35.80	400-200 (0:11.63)	(0:15.30)	(0:12.58)	(0:12.48)	(0:12.68)	(0:12.91)	(0:12.57)	(0:12.16)	(0:11.77)
10	12	Falcon Lair	2:06.56	0:27.23	63.0 (400-200)	2:06.56	1:51.73 [8]	1:39.33 [9]	1:26.71 [9]	1:14.13 [10]	1:01.10 [11]	0:48.43 [11]	0:36.19 [11]
	(5)	Ben Thompson	5.9L (-40)	0:36.19	400-200 (0:11.70)	(0:14.83)	(0:12.40)	(0:12.62)	(0:12.58)	(0:13.03)	(0:12.67)	(0:12.24)	(0:11.96)

Scratched: Viewpoint (#10), Freddie Bassett (#11), Soverato (#15), Toby's Trusty (#20), Summation (#21)

Report Created: Sat 16 May 2026

(Note: Races are conducted over an approximate distance as close as possible to the advertised distance, and recorded data may vary accordingly. Official times refer to race times only and do not include handicap times.)

[] Position in running at each section and finish TAB# Saddle cloth number

Fastest split

:-:-- No data available at this section

BAR# Barrier/Gate Position

Fastest section

NA No data available

DNF Did not finish

DNT Did not track

DT-W Distance travelled compared to winner in metres



Doomben QLD
Race 9: HKJC WORLD POOL ROUGH HABIT PLATE - 2000m
 16 May 2026 - 4:42PM



BRISBANE
RACING CLUB

Track Rating: Soft 7, Weather: Fine, Rail Position: True Entire Circuit

Field Times (Race Tempo) 2:05.56 (0:14.43) 1:51.13 (0:12.01) 1:39.12 (0:12.30) 1:26.81 (0:12.78) 1:14.04 (0:12.76) 1:01.28 (0:12.71) 0:48.57 (0:12.41) 0:36.16 (0:12.05)

Rank	TAB#	Horse	Overall Time	First 400m	Top Speed km/h (Section)	L2000	L1800	L1600	L1400	L1200	L1000	L800	L600
	(BAR#)	Jockey	Margin (DT-W)	Last 600m	Fastest Section (Time)	Start - 1800	1800 - 1600	1600 - 1400	1400 - 1200	1200 - 1000	1000 - 800	800 - 600	600 - 400
11	17	Castello Grande	2:06.76	0:26.94	62.5 (2000 - 1800)	2:06.76	1:52.27 [2]	1:39.82 [5]	1:27.13 [8]	1:14.51 [8]	1:01.59 [8]	0:48.92 [8]	0:36.54 [8]
	(9)	Daniel Moor	7.0L (-45)	0:36.55	400-200 (0:11.96)	(0:14.49)	(0:12.45)	(0:12.69)	(0:12.62)	(0:12.92)	(0:12.66)	(0:12.38)	(0:12.08)
12	14	Inspired Legend	2:06.76	0:26.60	63.8 (2000 - 1800)	2:06.76	1:52.27 [3]	1:40.16 [2]	1:27.41 [5]	1:14.61 [7]	1:01.83 [6]	0:49.19 [5]	0:36.79 [5]
	(11)	Ben Melham	7.1L (-47)	0:36.79	400-200 (0:11.95)	(0:14.49)	(0:12.11)	(0:12.74)	(0:12.80)	(0:12.78)	(0:12.64)	(0:12.40)	(0:11.97)
13	9	Special Artist	2:06.95	0:27.16	60.8 (2000 - 1800)	2:06.95	1:52.18 [6]	1:39.79 [8]	1:27.41 [6]	1:14.80 [6]	1:01.93 [7]	0:49.21 [7]	0:36.90 [7]
	(7)	Vlad Duric	8.2L (-44)	0:36.91	400-200 (0:12.02)	(0:14.77)	(0:12.39)	(0:12.38)	(0:12.61)	(0:12.87)	(0:12.73)	(0:12.30)	(0:12.31)
14	1	One Step Closer	2:06.99	0:27.59	63.1 (600-400)	2:06.99	1:51.83 [13]	1:39.40 [13]	1:26.89 [12]	1:14.29 [13]	1:01.36 [13]	0:48.72 [13]	0:36.58 [12]
	(6)	Mark Zahra	8.4L (-41)	0:36.57	600-400 (0:11.80)	(0:15.16)	(0:12.43)	(0:12.52)	(0:12.60)	(0:12.93)	(0:12.65)	(0:12.14)	(0:11.80)
15	4	Tambeloa	2:07.45	0:26.97	60.9 (1800-1600)	2:07.45	1:52.63 [7]	1:40.48 [6]	1:28.22 [4]	1:15.62 [3]	1:02.71 [4]	0:50.04 [4]	0:37.52 [4]
	(15)	Cejay Graham	11.1L (-45)	0:37.52	400-200 (0:12.14)	(0:14.82)	(0:12.15)	(0:12.25)	(0:12.61)	(0:12.91)	(0:12.67)	(0:12.52)	(0:12.15)
16	13	Mr Worthington	2:07.94	0:27.59	62.1 (600-400)	2:07.94	1:52.82 [11]	1:40.35 [14]	1:27.74 [14]	1:15.07 [14]	1:02.03 [14]	0:49.39 [15]	0:37.10 [16]
	(10)	Damien Boche	14.0L (-42)	0:37.10	600-400 (0:12.00)	(0:15.12)	(0:12.47)	(0:12.60)	(0:12.67)	(0:13.04)	(0:12.64)	(0:12.30)	(0:12.00)

Scratched: Viewpoint (#10), Freddie Bassett (#11), Soverato (#15), Toby's Trusty (#20), Summation (#21)

Report Created: Sat 16 May 2026

(Note: Races are conducted over an approximate distance as close as possible to the advertised distance, and recorded data may vary accordingly. Official times refer to race times only and do not include handicap times.)

[] Position in running at each section and finish TAB# Saddle cloth number
 -:-:- No data available at this section BAR# Barrier/Gate Position
 NA No data available DNF Did not finish
 DNT Did not track DT-W Distance travelled compared to winner in metres

Fastest split
 Fastest section

Page 2/20
 data processed by **TRIPLES DATA**



Doomben QLD
Race 9: HKJC WORLD POOL ROUGH HABIT PLATE - 2000m
 16 May 2026 - 4:42PM



BRISBANE
RACING CLUB

Track Rating: Soft 7, Weather: Fine, Rail Position: True Entire Circuit

Field Times 0:24.11 0:12.39
 (Race Tempo) (0:11.72) (0:12.39)

Rank	TAB#	Horse	Overall Time	First 400m	Top Speed km/h (Section)	L400	L200						
	(BAR#)	Jockey	Margin (DT-W)	Last 600m	Fastest Section (Time)	400 - 200	200 - Finish						
1	3	Kilman	2:05.56	0:26.44	62.0 (2000 - 1800)	0:24.11 [1]	0:12.39 [1]						
	(16)	Ryan Maloney		0:36.16	400-200 (0:11.72)	(0:11.72)	(0:12.39)						
2	19	Beauty Swift	2:05.76	0:27.08	63.5 (400-200)	0:23.91 [4]	0:12.34 [3]						
	(1)	Michael Rodd	1.2L (-46)	0:35.75	400-200 (0:11.57)	(0:11.57)	(0:12.34)						
3	2	Providence	2:05.80	0:27.41	63.9 (400-200)	0:23.69 [8]	0:12.25 [5]						
	(8)	James McDonald	1.4L (-42)	0:35.49	400-200 (0:11.44)	(0:11.44)	(0:12.25)						
4	5	Southern Prince	2:05.85	0:26.78	62.1 (400-200)	0:24.16 [2]	0:12.44 [2]						
	(3)	Mark Du Plessis	1.7L (-36)	0:36.17	400-200 (0:11.73)	(0:11.73)	(0:12.44)						
5	16	Solid Gold	2:06.06	0:27.95	64.8 (400-200)	0:23.49 [15]	0:12.10 [9]						
	(13)	Tommy Berry	2.9L (-46)	0:35.32	400-200 (0:11.39)	(0:11.39)	(0:12.10)						
6	8	Accidental Bid	2:06.08	0:26.61	62.4 (400-200)	0:24.35 [3]	0:12.63 [4]						
	(14)	John Allen	3.1L (-46)	0:36.41	400-200 (0:11.72)	(0:11.72)	(0:12.63)						
7	18	Certify	2:06.21	0:27.55	62.8 (400-200)	0:23.88 [11]	0:12.26 [8]						
	(4)	Jag Guthmann-Chester	3.9L (-38)	0:35.73	400-200 (0:11.63)	(0:11.63)	(0:12.26)						
8	7	Defendant	2:06.32	0:27.54	62.8 (600-400)	0:24.31 [6]	0:12.56 [6]						
	(2)	Tim Clark	4.5L (-33)	0:36.05	600-400 (0:11.74)	(0:11.75)	(0:12.56)						
9	6	O'sheamus	2:06.48	0:27.88	62.9 (400-200)	0:24.04 [14]	0:12.40 [12]						
	(12)	Zac Purton	5.4L (-42)	0:35.80	400-200 (0:11.63)	(0:11.63)	(0:12.40)						
10	12	Falcon Lair	2:06.56	0:27.23	63.0 (400-200)	0:24.23 [12]	0:12.53 [10]						
	(5)	Ben Thompson	5.9L (-40)	0:36.19	400-200 (0:11.70)	(0:11.70)	(0:12.53)						

Scratched: Viewpoint (#10), Freddie Bassett (#11), Soverato (#15), Toby's Trusty (#20), Summation (#21)

Report Created: Sat 16 May 2026

(Note: Races are conducted over an approximate distance as close as possible to the advertised distance, and recorded data may vary accordingly. Official times refer to race times only and do not include handicap times.)

[] Position in running at each section and finish TAB# Saddle cloth number
 -:-:- No data available at this section BAR# Barrier/Gate Position
 NA No data available DNF Did not finish
 DNT Did not track DT-W Distance travelled compared to winner in metres

Fastest split
 Fastest section

Page 3/20
 data processed by TRIPLES DATA



Doomben QLD
Race 9: HKJC WORLD POOL ROUGH HABIT PLATE - 2000m
 16 May 2026 - 4:42PM



BRISBANE
RACING CLUB

Track Rating: Soft 7, Weather: Fine, Rail Position: True Entire Circuit

Field Times 0:24.11 0:12.39
 (Race Tempo) (0:11.72) (0:12.39)

Rank	TAB#	Horse	Overall Time	First 400m	Top Speed km/h (Section)	L400	L200						
	(BAR#)	Jockey	Margin (DT-W)	Last 600m	Fastest Section (Time)	400 - 200	200 - Finish						
11	17	Castello Grande	2:06.76	0:26.94	62.5 (2000 - 1800)	0:24.47 [10]	0:12.51 [14]						
	(9)	Daniel Moor	7.0L (-45)	0:36.55	400-200 (0:11.96)	(0:11.96)	(0:12.51)						
12	14	Inspired Legend	2:06.76	0:26.60	63.8 (2000 - 1800)	0:24.82 [5]	0:12.87 [7]						
	(11)	Ben Melham	7.1L (-47)	0:36.79	400-200 (0:11.95)	(0:11.95)	(0:12.87)						
13	9	Special Artist	2:06.95	0:27.16	60.8 (2000 - 1800)	0:24.59 [13]	0:12.58 [15]						
	(7)	Vlad Duric	8.2L (-44)	0:36.91	400-200 (0:12.02)	(0:12.02)	(0:12.58)						
14	1	One Step Closer	2:06.99	0:27.59	63.1 (600-400)	0:24.77 [9]	0:12.94 [11]						
	(6)	Mark Zahra	8.4L (-41)	0:36.57	600-400 (0:11.80)	(0:11.83)	(0:12.94)						
15	4	Tambeloa	2:07.45	0:26.97	60.9 (1800-1600)	0:25.37 [7]	0:13.23 [13]						
	(15)	Cejay Graham	11.1L (-45)	0:37.52	400-200 (0:12.14)	(0:12.14)	(0:13.23)						
16	13	Mr Worthington	2:07.94	0:27.59	62.1 (600-400)	0:25.09 [16]	0:12.99 [16]						
	(10)	Damien Boche	14.0L (-42)	0:37.10	600-400 (0:12.00)	(0:12.11)	(0:12.99)						

Scratched: Viewpoint (#10), Freddie Bassett (#11), Soverato (#15), Toby's Trusty (#20), Summation (#21)

Report Created: Sat 16 May 2026

(Note: Races are conducted over an approximate distance as close as possible to the advertised distance, and recorded data may vary accordingly. Official times refer to race times only and do not include handicap times.)

[] Position in running at each section and finish TAB# Saddle cloth number

-:-:- No data available at this section

NA No data available

DNT Did not track

BAR# Barrier/Gate Position

DNF Did not finish

DT-W Distance travelled compared to winner in metres

Fastest split

Fastest section

data processed by



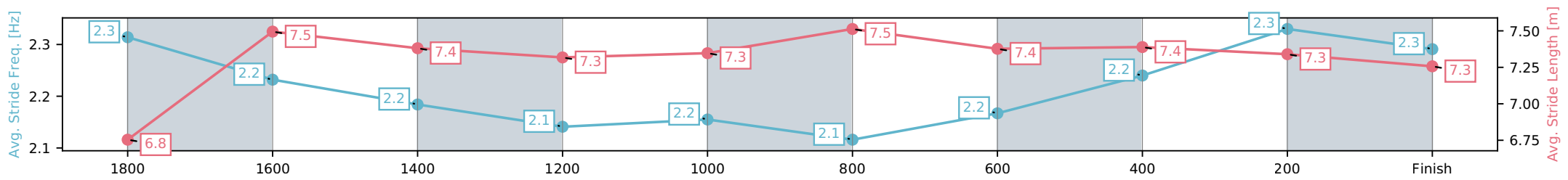
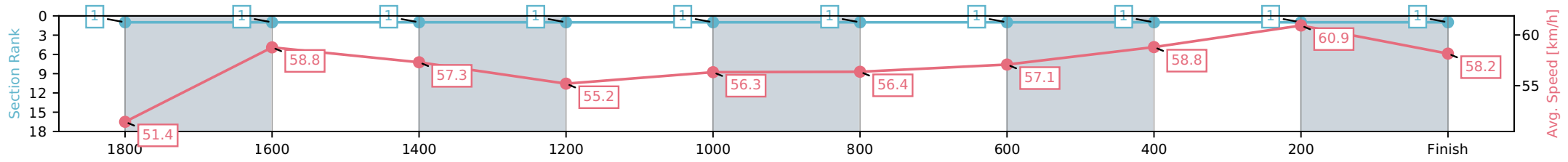
Horse/Jockey Name	Kilman/Ryan Maloney
Finish Rank	1
Fastest Section Time (Section)	0:11.72 (400-200)
Top Speed [km/h] (Section)	62.0 (2000 - 1800)
Race State	Finished



Doomben QLD --Professional-2026-05-16
 Race 9: HKJC WORLD POOL ROUGH HABIT PLATE - 2000m
 16 May 2026 - 4:42PM
 Track Rating: Soft 7, Weather: Fine, Rail Position: True Entire Circuit



Section	L2000	L1800	L1600	L1400	L1200	L1000	L800	L600	L400	L200
Section Times	2:05.56 (0:14.43)	1:51.13 [1] (0:12.01)	1:39.12 [1] (0:12.30)	1:26.81 [1] (0:12.78)	1:14.04 [1] (0:12.76)	1:01.28 [1] (0:12.71)	0:48.57 [1] (0:12.41)	0:36.16 [1] (0:12.05)	0:24.11 [1] (0:11.72)	0:12.39 [1] (0:12.39)
Average Speed [km/h]	51.4	58.8	57.3	55.2	56.3	56.4	57.1	58.8	60.9	58.2
Top Speed [km/h]	62.0	60.4	58.4	57.1	57.0	57.0	58.5	60.0	61.9	61.1
Avg. Dist. to Rail [m]	8.9	2.9	5.1	3.2	1.6	1.9	2.8	2.6	3.4	2.1
Avg. Stride Freq. [Hz]	2.3	2.2	2.2	2.1	2.2	2.1	2.2	2.2	2.3	2.3
Avg. Stride Length [m]	6.8	7.5	7.4	7.3	7.3	7.5	7.4	7.4	7.3	7.3



[] Ranking at each section and finish
 -:-:- No data available at this section
 NA No data available

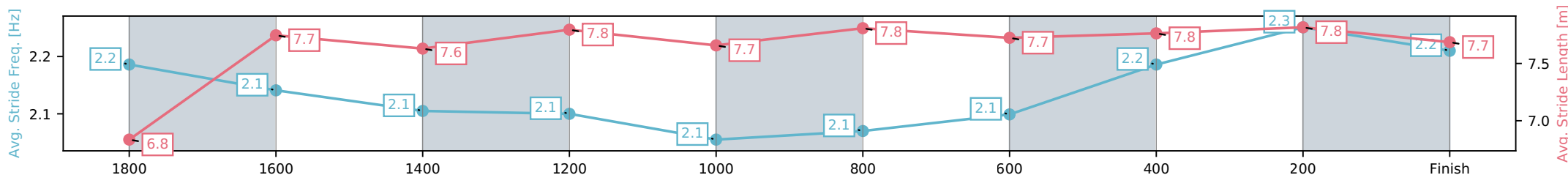
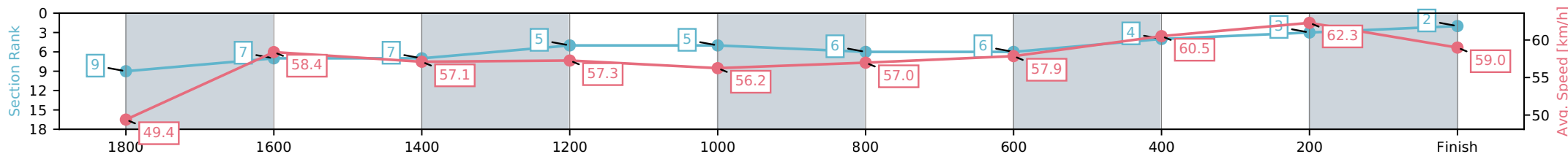
Horse/Jockey Name	Beauty Swift/Michael Rodd
Finish Rank	2
Fastest Section Time (Section)	0:11.57 (400-200)
Top Speed [km/h] (Section)	63.5 (400-200)
Race State	Finished



Doomben QLD --Professional-2026-05-16
 Race 9: HKJC WORLD POOL ROUGH HABIT PLATE - 2000m
 16 May 2026 - 4:42PM
 Track Rating: Soft 7, Weather: Fine, Rail Position: True Entire Circuit



Section	L2000	L1800	L1600	L1400	L1200	L1000	L800	L600	L400	L200
Section Times	2:05.76 (0:14.92)	1:50.84 [9] (0:12.16)	1:38.69 [7] (0:12.48)	1:26.21 [7] (0:12.55)	1:13.66 [5] (0:12.83)	1:00.83 [5] (0:12.64)	0:48.19 [6] (0:12.44)	0:35.75 [6] (0:11.84)	0:23.91 [4] (0:11.57)	0:12.34 [3] (0:12.34)
Average Speed [km/h]	49.4	58.4	57.1	57.3	56.2	57.0	57.9	60.5	62.3	59.0
Top Speed [km/h]	58.9	60.1	57.8	58.0	57.4	58.0	59.7	61.7	63.5	61.7
Avg. Dist. to Rail [m]	2.0	2.9	2.4	0.7	1.1	0.6	0.2	0.8	2.7	5.0
Avg. Stride Freq. [Hz]	2.2	2.1	2.1	2.1	2.1	2.1	2.1	2.2	2.3	2.2
Avg. Stride Length [m]	6.8	7.7	7.6	7.8	7.7	7.8	7.7	7.8	7.8	7.7



- [] Ranking at each section and finish
- :-:- No data available at this section
- NA No data available

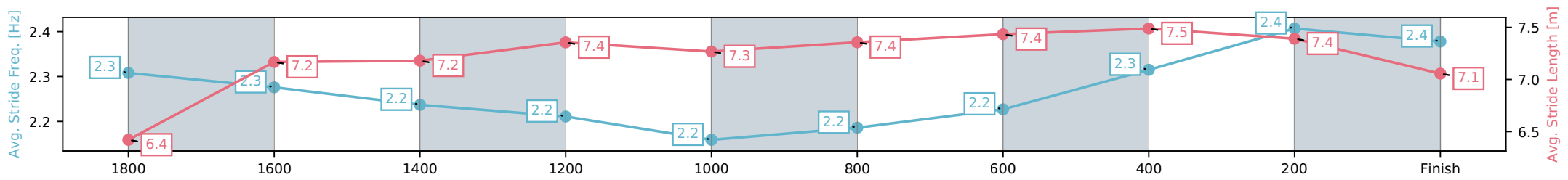
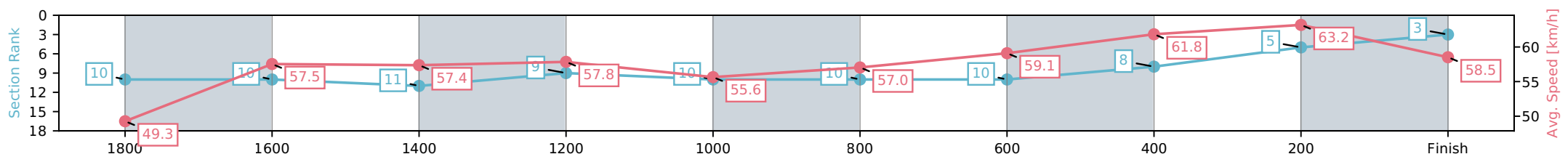
Horse/Jockey Name	Providence/James McDonald
Finish Rank	3
Fastest Section Time (Section)	0:11.44 (400-200)
Top Speed [km/h] (Section)	63.9 (400-200)
Race State	Finished



Doomben QLD --Professional-2026-05-16
 Race 9: HKJC WORLD POOL ROUGH HABIT PLATE - 2000m
 16 May 2026 - 4:42PM
 Track Rating: Soft 7, Weather: Fine, Rail Position: True Entire Circuit



Section	L2000	L1800	L1600	L1400	L1200	L1000	L800	L600	L400	L200
Section Times	2:05.80 (0:15.00)	1:50.80 [10] (0:12.41)	1:38.39 [10] (0:12.48)	1:25.91 [11] (0:12.45)	1:13.46 [9] (0:12.96)	1:00.50 [10] (0:12.66)	0:47.84 [10] (0:12.35)	0:35.49 [10] (0:11.80)	0:23.69 [8] (0:11.44)	0:12.25 [5] (0:12.25)
Average Speed [km/h]	49.3	57.5	57.4	57.8	55.6	57.0	59.1	61.8	63.2	58.5
Top Speed [km/h]	58.4	58.4	58.3	59.2	56.9	57.8	60.3	63.6	63.9	61.5
Avg. Dist. to Rail [m]	4.1	1.0	0.9	0.4	1.8	2.0	2.4	2.3	4.1	4.9
Avg. Stride Freq. [Hz]	2.3	2.3	2.2	2.2	2.2	2.2	2.2	2.3	2.4	2.4
Avg. Stride Length [m]	6.4	7.2	7.2	7.4	7.3	7.4	7.4	7.5	7.4	7.1



[] Ranking at each section and finish
 -:-:- No data available at this section
 NA No data available

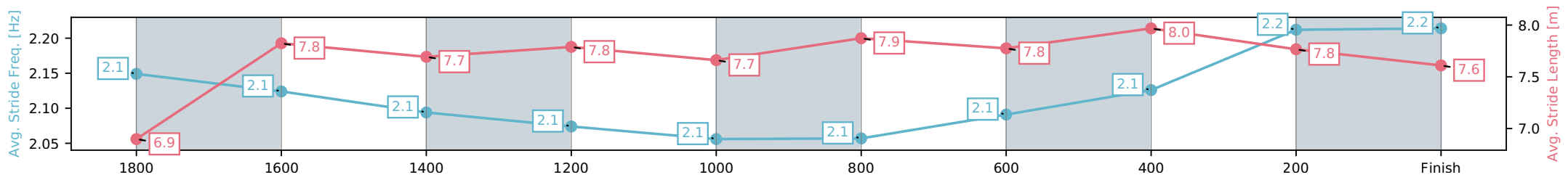
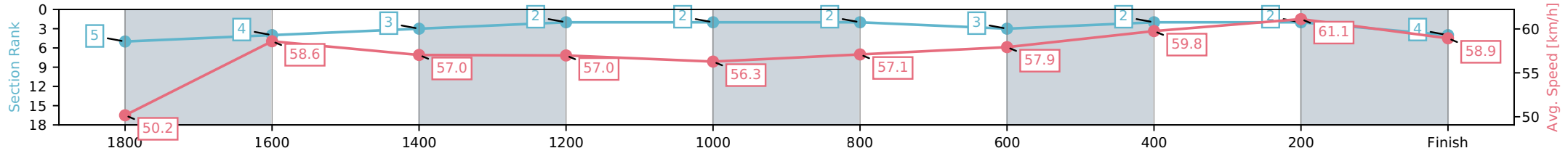
Horse/Jockey Name	Southern Prince/Mark Du Plessis
Finish Rank	4
Fastest Section Time (Section)	0:11.73 (400-200)
Top Speed [km/h] (Section)	62.1 (400-200)
Race State	Finished



Doomben QLD --Professional-2026-05-16
 Race 9: HKJC WORLD POOL ROUGH HABIT PLATE - 2000m
 16 May 2026 - 4:42PM
 Track Rating: Soft 7, Weather: Fine, Rail Position: True Entire Circuit



Section	L2000	L1800	L1600	L1400	L1200	L1000	L800	L600	L400	L200
Section Times	2:05.85 (0:14.70)	1:51.14 [5] (0:12.08)	1:39.07 [4] (0:12.43)	1:26.64 [3] (0:12.59)	1:14.04 [2] (0:12.81)	1:01.23 [2] (0:12.61)	0:48.62 [2] (0:12.45)	0:36.16 [3] (0:12.00)	0:24.16 [2] (0:11.73)	0:12.44 [2] (0:12.44)
Average Speed [km/h]	50.2	58.6	57.0	57.0	56.3	57.1	57.9	59.8	61.1	58.9
Top Speed [km/h]	60.0	60.0	57.7	58.4	56.8	57.7	59.9	60.6	62.1	61.5
Avg. Dist. to Rail [m]	1.9	3.3	3.1	0.9	0.9	0.7	0.3	0.8	0.9	0.7
Avg. Stride Freq. [Hz]	2.1	2.1	2.1	2.1	2.1	2.1	2.1	2.1	2.2	2.2
Avg. Stride Length [m]	6.9	7.8	7.7	7.8	7.7	7.9	7.8	8.0	7.8	7.6



[] Ranking at each section and finish
 -.-.- No data available at this section
 NA No data available

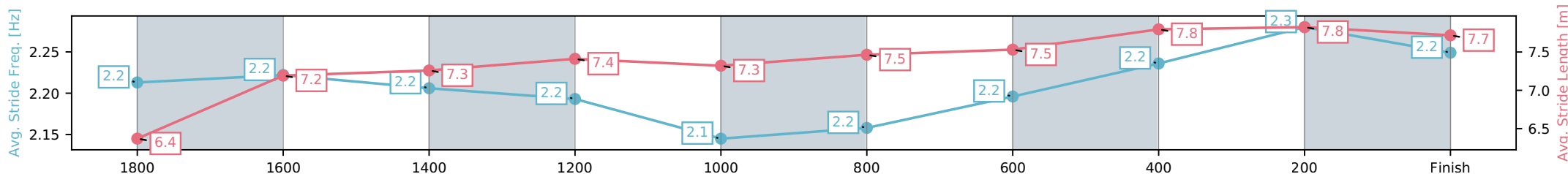
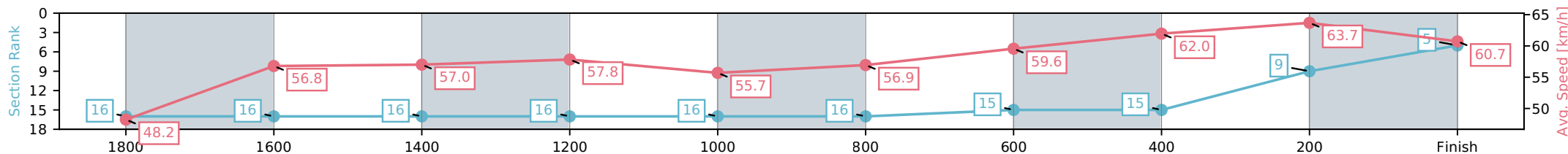
Horse/Jockey Name	Solid Gold/Tommy Berry
Finish Rank	5
Fastest Section Time (Section)	0:11.39 (400-200)
Top Speed [km/h] (Section)	64.8 (400-200)
Race State	Finished



Doomben QLD --Professional-2026-05-16
 Race 9: HKJC WORLD POOL ROUGH HABIT PLATE - 2000m
 16 May 2026 - 4:42PM
 Track Rating: Soft 7, Weather: Fine, Rail Position: True Entire Circuit



Section	L2000	L1800	L1600	L1400	L1200	L1000	L800	L600	L400	L200
Section Times	2:06.06 (0:15.33)	1:50.73 [16] (0:12.62)	1:38.11 [16] (0:12.61)	1:25.50 [16] (0:12.49)	1:13.01 [16] (0:12.92)	1:00.09 [16] (0:12.65)	0:47.44 [16] (0:12.12)	0:35.33 [15] (0:11.83)	0:23.49 [15] (0:11.39)	0:12.10 [9] (0:12.10)
Average Speed [km/h]	48.2	56.8	57.0	57.8	55.7	56.9	59.6	62.0	63.7	60.7
Top Speed [km/h]	57.8	58.0	57.6	58.8	57.3	58.4	61.3	62.9	64.8	63.8
Avg. Dist. to Rail [m]	7.2	1.0	0.5	0.4	0.5	0.5	0.6	2.7	6.5	8.2
Avg. Stride Freq. [Hz]	2.2	2.2	2.2	2.2	2.1	2.2	2.2	2.2	2.3	2.2
Avg. Stride Length [m]	6.4	7.2	7.3	7.4	7.3	7.5	7.5	7.8	7.8	7.7



- [] Ranking at each section and finish
- :-:- No data available at this section
- NA No data available

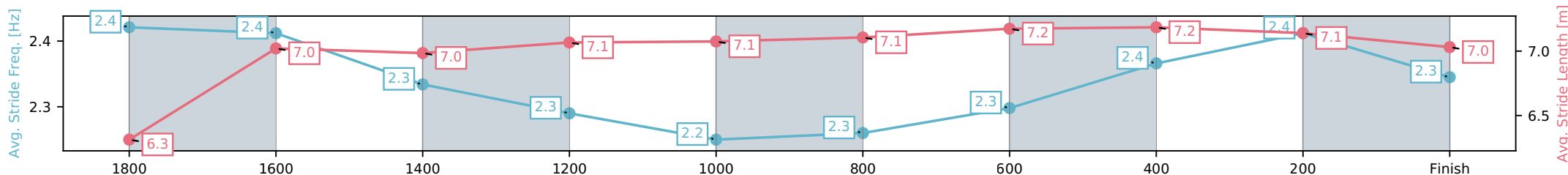
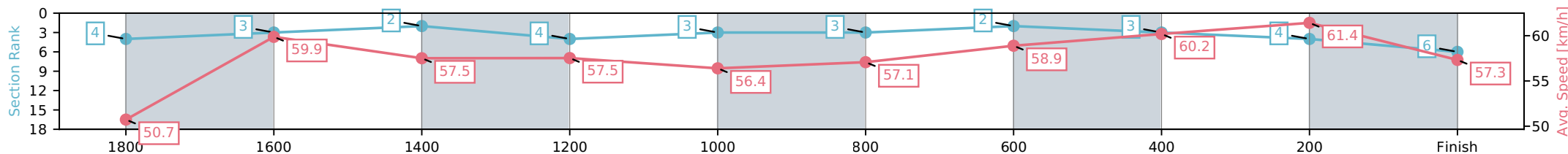
Horse/Jockey Name	Accidental Bid/John Allen
Finish Rank	6
Fastest Section Time (Section)	0:11.72 (400-200)
Top Speed [km/h] (Section)	62.4 (400-200)
Race State	Finished



Doomben QLD --Professional-2026-05-16
 Race 9: HKJC WORLD POOL ROUGH HABIT PLATE - 2000m
 16 May 2026 - 4:42PM
 Track Rating: Soft 7, Weather: Fine, Rail Position: True Entire Circuit



Section	L2000	L1800	L1600	L1400	L1200	L1000	L800	L600	L400	L200
Section Times	2:06.08 (0:14.58)	1:51.50 [4] (0:12.03)	1:39.47 [3] (0:12.55)	1:26.92 [2] (0:12.69)	1:14.23 [4] (0:12.78)	1:01.44 [3] (0:12.66)	0:48.78 [3] (0:12.37)	0:36.41 [2] (0:12.06)	0:24.35 [3] (0:11.72)	0:12.63 [4] (0:12.63)
Average Speed [km/h]	50.7	59.9	57.5	57.5	56.4	57.1	58.9	60.2	61.4	57.3
Top Speed [km/h]	61.9	61.7	58.3	59.8	56.7	57.8	60.6	61.6	62.4	60.7
Avg. Dist. to Rail [m]	8.1	0.6	1.0	2.2	1.8	1.7	2.1	1.6	2.1	2.8
Avg. Stride Freq. [Hz]	2.4	2.4	2.3	2.3	2.2	2.3	2.3	2.4	2.4	2.3
Avg. Stride Length [m]	6.3	7.0	7.0	7.1	7.1	7.1	7.2	7.2	7.1	7.0



[] Ranking at each section and finish
 -:-:- No data available at this section
 NA No data available

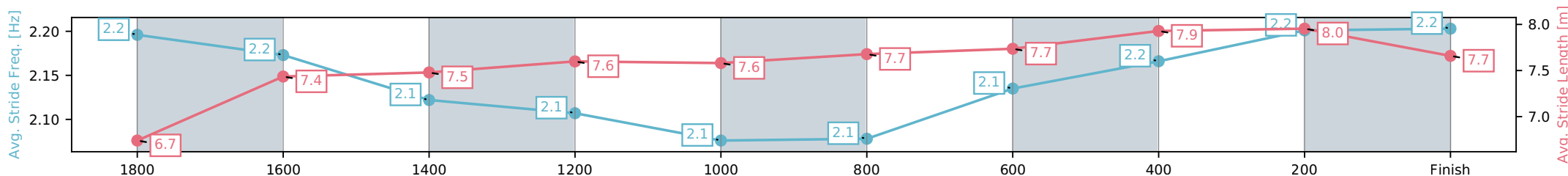
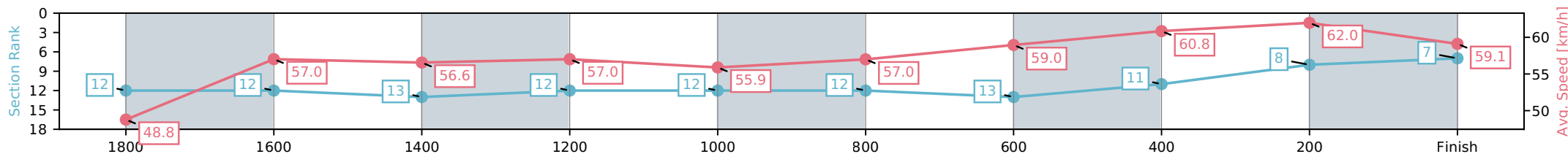
Horse/Jockey Name	Certify/Jag Guthmann-Chester
Finish Rank	7
Fastest Section Time (Section)	0:11.63 (400-200)
Top Speed [km/h] (Section)	62.8 (400-200)
Race State	Finished



Doomben QLD --Professional-2026-05-16
 Race 9: HKJC WORLD POOL ROUGH HABIT PLATE - 2000m
 16 May 2026 - 4:42PM
 Track Rating: Soft 7, Weather: Fine, Rail Position: True Entire Circuit



Section	L2000	L1800	L1600	L1400	L1200	L1000	L800	L600	L400	L200
Section Times	2:06.21 (0:15.14)	1:51.07 [12] (0:12.41)	1:38.66 [12] (0:12.56)	1:26.10 [13] (0:12.51)	1:13.59 [12] (0:12.90)	1:00.69 [12] (0:12.66)	0:48.03 [12] (0:12.30)	0:35.73 [13] (0:11.84)	0:23.88 [11] (0:11.63)	0:12.26 [8] (0:12.26)
Average Speed [km/h]	48.8	57.0	56.6	57.0	55.9	57.0	59.0	60.8	62.0	59.1
Top Speed [km/h]	57.9	58.2	57.2	57.5	57.1	57.7	61.4	62.5	62.8	61.6
Avg. Dist. to Rail [m]	1.7	2.7	3.6	1.3	0.8	0.8	1.1	0.7	2.0	4.4
Avg. Stride Freq. [Hz]	2.2	2.2	2.1	2.1	2.1	2.1	2.1	2.2	2.2	2.2
Avg. Stride Length [m]	6.7	7.4	7.5	7.6	7.6	7.7	7.7	7.9	8.0	7.7



- [] Ranking at each section and finish
- :-:- No data available at this section
- NA No data available

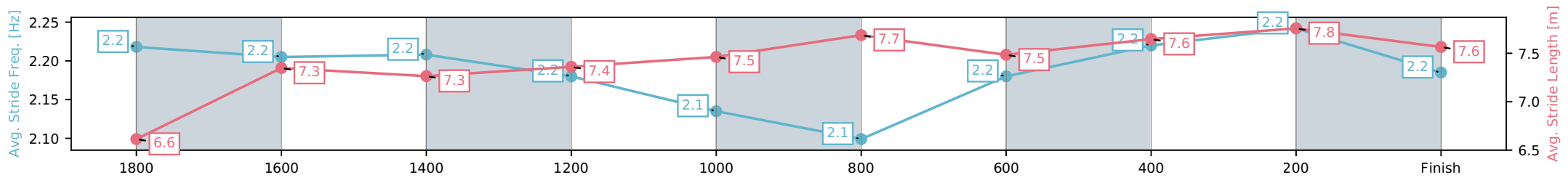
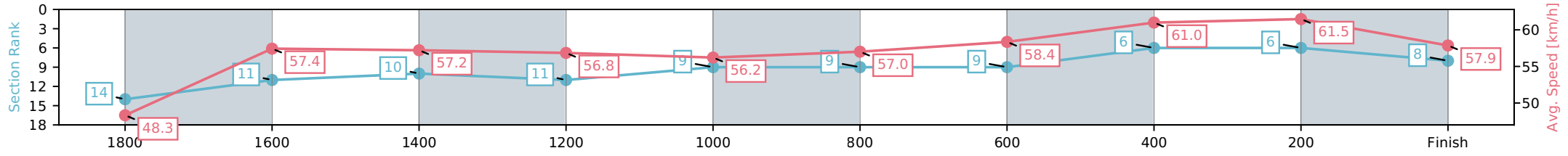
Horse/Jockey Name	Defendant/Tim Clark
Finish Rank	8
Fastest Section Time (Section)	0:11.74 (600-400)
Top Speed [km/h] (Section)	62.8 (600-400)
Race State	Finished



Doomben QLD --Professional-2026-05-16
 Race 9: HKJC WORLD POOL ROUGH HABIT PLATE - 2000m
 16 May 2026 - 4:42PM
 Track Rating: Soft 7, Weather: Fine, Rail Position: True Entire Circuit



Section	L2000	L1800	L1600	L1400	L1200	L1000	L800	L600	L400	L200
Section Times	2:06.32 (0:15.28)	1:51.04 [14] (0:12.26)	1:38.78 [11] (0:12.34)	1:26.44 [10] (0:12.58)	1:13.86 [11] (0:12.82)	1:01.04 [9] (0:12.64)	0:48.40 [9] (0:12.35)	0:36.05 [9] (0:11.74)	0:24.31 [6] (0:11.75)	0:12.56 [6] (0:12.56)
Average Speed [km/h]	48.3	57.4	57.2	56.8	56.2	57.0	58.4	61.0	61.5	57.9
Top Speed [km/h]	57.3	59.7	57.9	57.6	57.4	57.6	59.6	62.8	62.2	60.1
Avg. Dist. to Rail [m]	1.4	3.9	4.3	1.3	0.8	0.7	0.3	0.6	2.8	4.9
Avg. Stride Freq. [Hz]	2.2	2.2	2.2	2.2	2.1	2.1	2.2	2.2	2.2	2.2
Avg. Stride Length [m]	6.6	7.3	7.3	7.4	7.5	7.7	7.5	7.6	7.8	7.6



[] Ranking at each section and finish
 -.-.- No data available at this section
 NA No data available

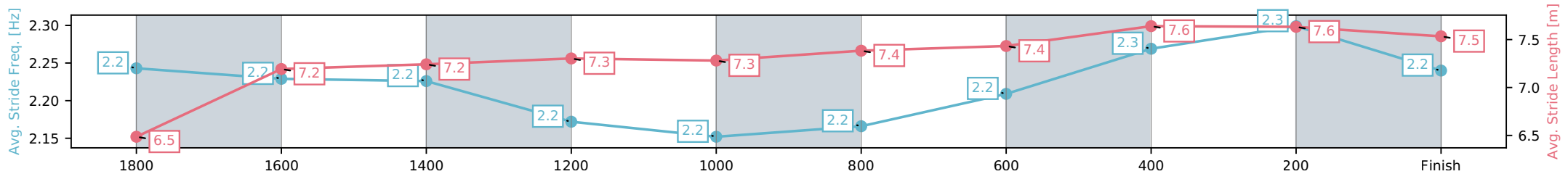
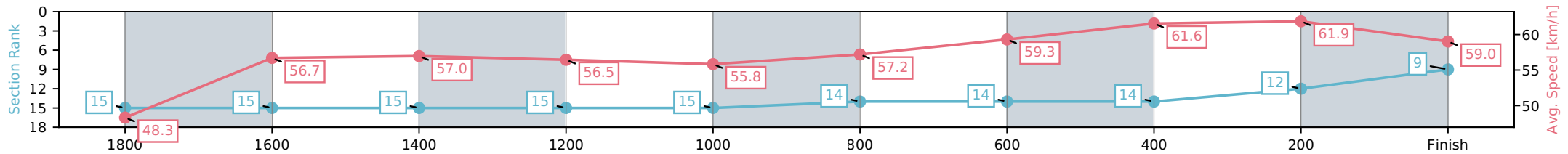
Horse/Jockey Name	O'sheamus/Zac Purton
Finish Rank	9
Fastest Section Time (Section)	0:11.63 (400-200)
Top Speed [km/h] (Section)	62.9 (400-200)
Race State	Finished



Doomben QLD --Professional-2026-05-16
 Race 9: HKJC WORLD POOL ROUGH HABIT PLATE - 2000m
 16 May 2026 - 4:42PM
 Track Rating: Soft 7, Weather: Fine, Rail Position: True Entire Circuit



Section	L2000	L1800	L1600	L1400	L1200	L1000	L800	L600	L400	L200
Section Times	2:06.48 (0:15.30)	1:51.18 [15] (0:12.58)	1:38.61 [15] (0:12.48)	1:26.13 [15] (0:12.68)	1:13.45 [15] (0:12.91)	1:00.54 [15] (0:12.57)	0:47.97 [14] (0:12.16)	0:35.81 [14] (0:11.77)	0:24.04 [14] (0:11.63)	0:12.40 [12] (0:12.40)
Average Speed [km/h]	48.3	56.7	57.0	56.5	55.8	57.2	59.3	61.6	61.9	59.0
Top Speed [km/h]	58.8	57.4	57.8	58.0	57.8	58.1	61.8	62.4	62.9	61.8
Avg. Dist. to Rail [m]	6.0	1.7	2.7	1.0	0.4	0.2	0.2	0.8	1.0	2.1
Avg. Stride Freq. [Hz]	2.2	2.2	2.2	2.2	2.2	2.2	2.2	2.3	2.3	2.2
Avg. Stride Length [m]	6.5	7.2	7.2	7.3	7.3	7.4	7.4	7.6	7.6	7.5



[] Ranking at each section and finish
 -:-:- No data available at this section
 NA No data available

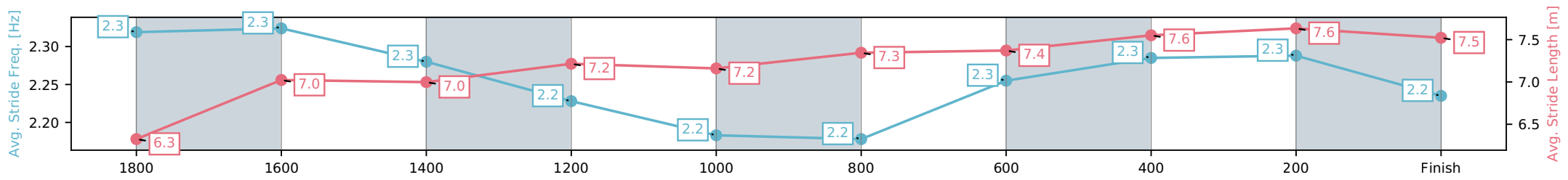
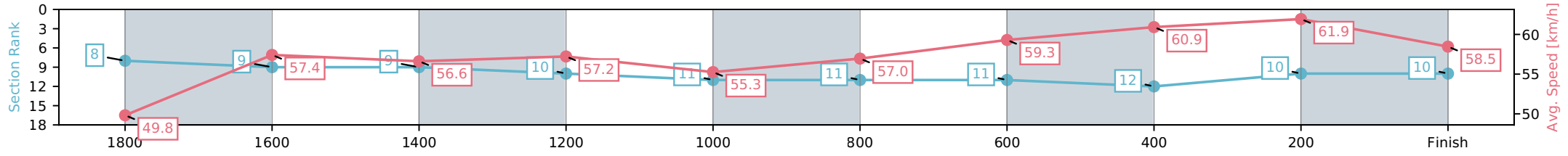
Horse/Jockey Name	Falcon Lair/Ben Thompson
Finish Rank	10
Fastest Section Time (Section)	0:11.70 (400-200)
Top Speed [km/h] (Section)	63.0 (400-200)
Race State	Finished



Doomben QLD --Professional-2026-05-16
 Race 9: HKJC WORLD POOL ROUGH HABIT PLATE - 2000m
 16 May 2026 - 4:42PM
 Track Rating: Soft 7, Weather: Fine, Rail Position: True Entire Circuit



Section	L2000	L1800	L1600	L1400	L1200	L1000	L800	L600	L400	L200
Section Times	2:06.56 (0:14.83)	1:51.73 [8] (0:12.40)	1:39.33 [9] (0:12.62)	1:26.71 [9] (0:12.58)	1:14.13 [10] (0:13.03)	1:01.10 [11] (0:12.67)	0:48.43 [11] (0:12.24)	0:36.19 [11] (0:11.96)	0:24.23 [12] (0:11.70)	0:12.53 [10] (0:12.53)
Average Speed [km/h]	49.8	57.4	56.6	57.2	55.3	57.0	59.3	60.9	61.9	58.5
Top Speed [km/h]	59.2	59.3	57.5	58.6	57.0	57.8	61.8	61.8	63.0	61.4
Avg. Dist. to Rail [m]	2.2	1.5	2.0	0.6	1.4	1.3	1.6	2.1	3.8	4.7
Avg. Stride Freq. [Hz]	2.3	2.3	2.3	2.2	2.2	2.2	2.3	2.3	2.3	2.2
Avg. Stride Length [m]	6.3	7.0	7.0	7.2	7.2	7.3	7.4	7.6	7.6	7.5



[] Ranking at each section and finish
 -:-:- No data available at this section
 NA No data available

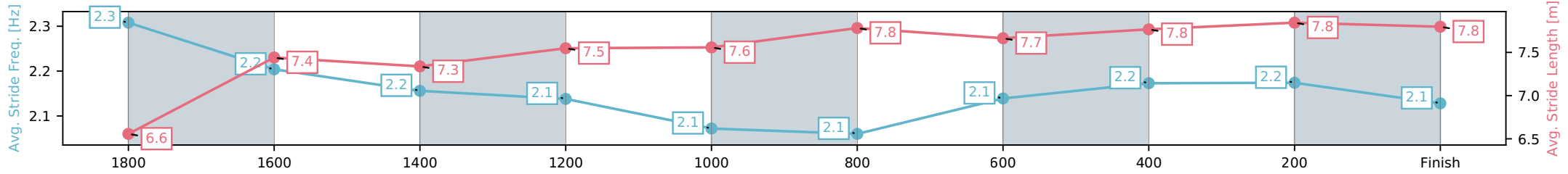
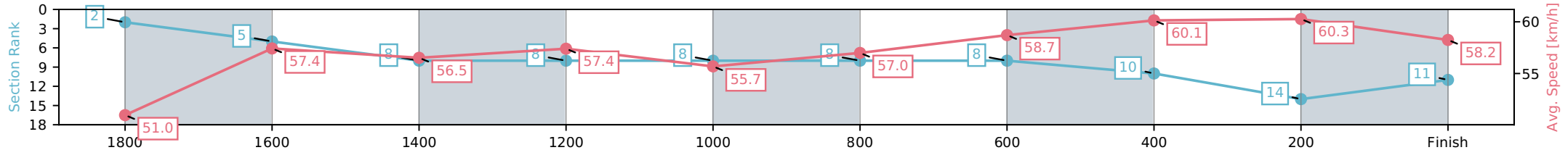
Horse/Jockey Name	Castello Grande/Daniel Moor
Finish Rank	11
Fastest Section Time (Section)	0:11.96 (400-200)
Top Speed [km/h] (Section)	62.5 (2000 - 1800)
Race State	Finished



Doomben QLD --Professional-2026-05-16
 Race 9: HKJC WORLD POOL ROUGH HABIT PLATE - 2000m
 16 May 2026 - 4:42PM
 Track Rating: Soft 7, Weather: Fine, Rail Position: True Entire Circuit



Section	L2000	L1800	L1600	L1400	L1200	L1000	L800	L600	L400	L200
Section Times	2:06.76 (0:14.49)	1:52.27 [2] (0:12.45)	1:39.82 [5] (0:12.69)	1:27.13 [8] (0:12.62)	1:14.51 [8] (0:12.92)	1:01.59 [8] (0:12.66)	0:48.92 [8] (0:12.38)	0:36.54 [8] (0:12.08)	0:24.47 [10] (0:11.96)	0:12.51 [14] (0:12.51)
Average Speed [km/h]	51.0	57.4	56.5	57.4	55.7	57.0	58.7	60.1	60.3	58.2
Top Speed [km/h]	62.5	59.7	57.0	58.7	56.9	57.5	60.8	60.9	60.6	59.5
Avg. Dist. to Rail [m]	5.0	1.4	0.8	0.9	1.3	1.0	2.0	1.4	1.7	4.4
Avg. Stride Freq. [Hz]	2.3	2.2	2.2	2.1	2.1	2.1	2.1	2.2	2.2	2.1
Avg. Stride Length [m]	6.6	7.4	7.3	7.5	7.6	7.8	7.7	7.8	7.8	7.8



[] Ranking at each section and finish
 -:-:- No data available at this section
 NA No data available

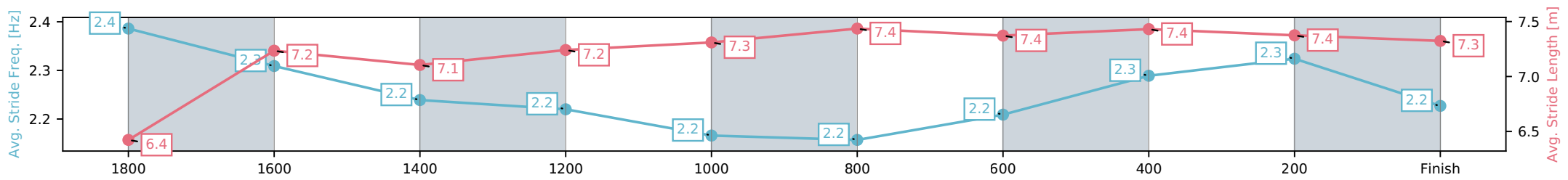
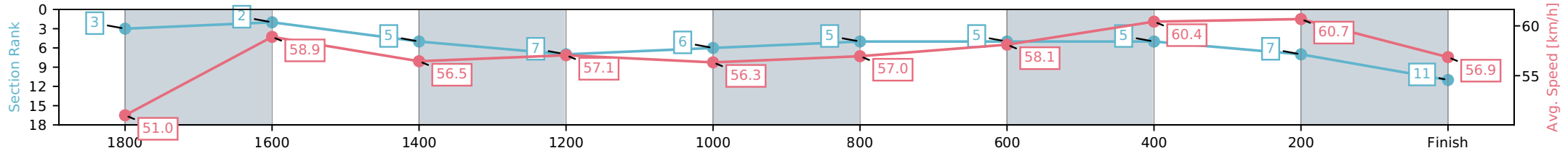
Horse/Jockey Name	Inspired Legend/Ben Melham
Finish Rank	12
Fastest Section Time (Section)	0:11.95 (400-200)
Top Speed [km/h] (Section)	63.8 (2000 - 1800)
Race State	Finished



Doomben QLD --Professional-2026-05-16
 Race 9: HKJC WORLD POOL ROUGH HABIT PLATE - 2000m
 16 May 2026 - 4:42PM
 Track Rating: Soft 7, Weather: Fine, Rail Position: True Entire Circuit



Section	L2000	L1800	L1600	L1400	L1200	L1000	L800	L600	L400	L200
Section Times	2:06.76 (0:14.49)	1:52.27 [3] (0:12.11)	1:40.16 [2] (0:12.74)	1:27.41 [5] (0:12.80)	1:14.61 [7] (0:12.78)	1:01.83 [6] (0:12.64)	0:49.19 [5] (0:12.40)	0:36.79 [5] (0:11.97)	0:24.82 [5] (0:11.95)	0:12.87 [7] (0:12.87)
Average Speed [km/h]	51.0	58.9	56.5	57.1	56.3	57.0	58.1	60.4	60.7	56.9
Top Speed [km/h]	63.8	60.8	57.1	59.2	57.2	58.1	60.1	61.6	61.9	60.0
Avg. Dist. to Rail [m]	6.0	1.4	1.7	2.3	0.8	0.6	0.4	0.6	5.7	7.9
Avg. Stride Freq. [Hz]	2.4	2.3	2.2	2.2	2.2	2.2	2.2	2.3	2.3	2.2
Avg. Stride Length [m]	6.4	7.2	7.1	7.2	7.3	7.4	7.4	7.4	7.4	7.3



[] Ranking at each section and finish
 -.-.- No data available at this section
 NA No data available

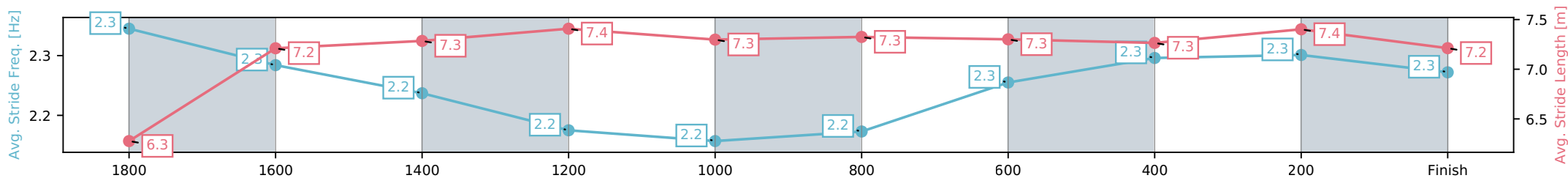
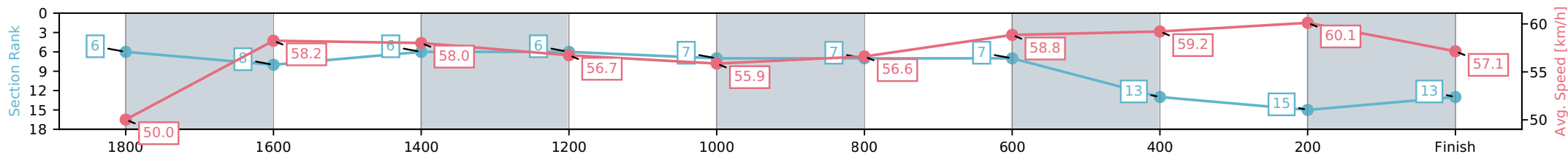
Horse/Jockey Name	Special Artist/Vlad Duric
Finish Rank	13
Fastest Section Time (Section)	0:12.02 (400-200)
Top Speed [km/h] (Section)	60.8 (2000 - 1800)
Race State	Finished



Doomben QLD --Professional-2026-05-16
 Race 9: HKJC WORLD POOL ROUGH HABIT PLATE - 2000m
 16 May 2026 - 4:42PM
 Track Rating: Soft 7, Weather: Fine, Rail Position: True Entire Circuit



Section	L2000	L1800	L1600	L1400	L1200	L1000	L800	L600	L400	L200
Section Times	2:06.95 (0:14.77)	1:52.18 [6] (0:12.39)	1:39.79 [8] (0:12.38)	1:27.41 [6] (0:12.61)	1:14.80 [6] (0:12.87)	1:01.93 [7] (0:12.73)	0:49.21 [7] (0:12.30)	0:36.90 [7] (0:12.31)	0:24.59 [13] (0:12.02)	0:12.58 [15] (0:12.58)
Average Speed [km/h]	50.0	58.2	58.0	56.7	55.9	56.6	58.8	59.2	60.1	57.1
Top Speed [km/h]	60.8	60.4	59.1	58.4	56.9	57.8	59.9	60.4	60.6	60.2
Avg. Dist. to Rail [m]	3.8	1.0	0.6	0.9	0.6	0.2	1.0	2.2	2.5	5.1
Avg. Stride Freq. [Hz]	2.3	2.3	2.2	2.2	2.2	2.2	2.3	2.3	2.3	2.3
Avg. Stride Length [m]	6.3	7.2	7.3	7.4	7.3	7.3	7.3	7.3	7.4	7.2



- [] Ranking at each section and finish
- :-:- No data available at this section
- NA No data available

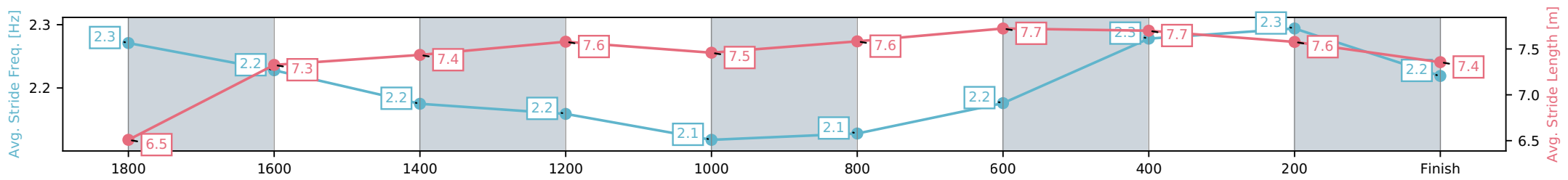
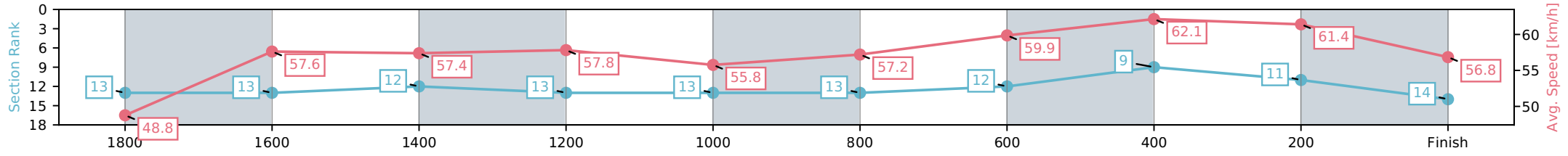
Horse/Jockey Name	One Step Closer/Mark Zahra
Finish Rank	14
Fastest Section Time (Section)	0:11.80 (600-400)
Top Speed [km/h] (Section)	63.1 (600-400)
Race State	Finished



Doomben QLD --Professional-2026-05-16
 Race 9: HKJC WORLD POOL ROUGH HABIT PLATE - 2000m
 16 May 2026 - 4:42PM
 Track Rating: Soft 7, Weather: Fine, Rail Position: True Entire Circuit



Section	L2000	L1800	L1600	L1400	L1200	L1000	L800	L600	L400	L200
Section Times	2:06.99 (0:15.16)	1:51.83 [13] (0:12.43)	1:39.40 [13] (0:12.52)	1:26.89 [12] (0:12.60)	1:14.29 [13] (0:12.93)	1:01.36 [13] (0:12.65)	0:48.72 [13] (0:12.14)	0:36.58 [12] (0:11.80)	0:24.77 [9] (0:11.83)	0:12.94 [11] (0:12.94)
Average Speed [km/h]	48.8	57.6	57.4	57.8	55.8	57.2	59.9	62.1	61.4	56.8
Top Speed [km/h]	59.1	58.6	57.7	58.5	56.5	58.0	61.5	63.1	62.6	59.1
Avg. Dist. to Rail [m]	2.9	0.8	0.7	1.7	2.9	2.3	1.8	3.3	6.5	8.6
Avg. Stride Freq. [Hz]	2.3	2.2	2.2	2.2	2.1	2.1	2.2	2.3	2.3	2.2
Avg. Stride Length [m]	6.5	7.3	7.4	7.6	7.5	7.6	7.7	7.7	7.6	7.4



[] Ranking at each section and finish
 -:-:- No data available at this section
 NA No data available

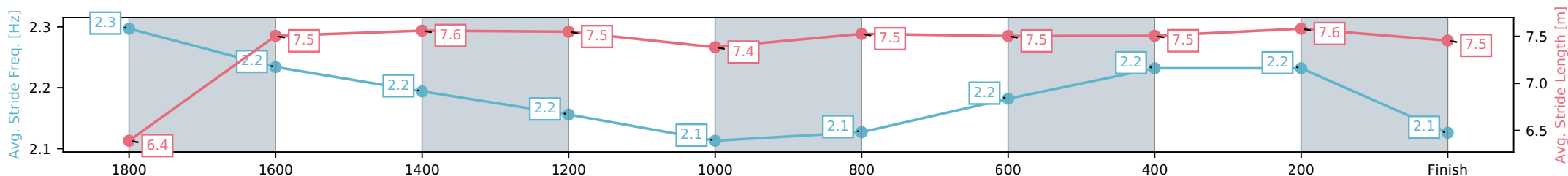
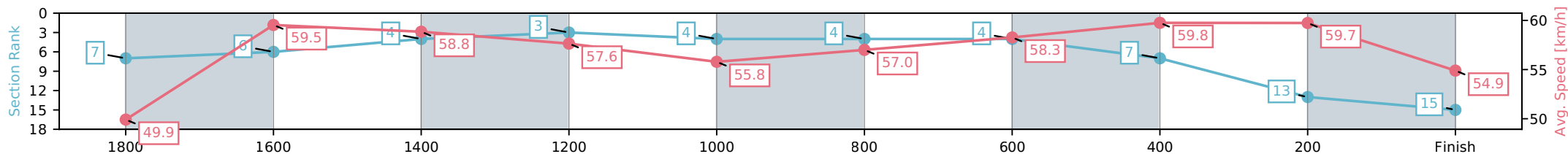
Horse/Jockey Name	Tambeloa/Cejay Graham
Finish Rank	15
Fastest Section Time (Section)	0:12.14 (400-200)
Top Speed [km/h] (Section)	60.9 (1800-1600)
Race State	Finished



Doomben QLD --Professional-2026-05-16
 Race 9: HKJC WORLD POOL ROUGH HABIT PLATE - 2000m
 16 May 2026 - 4:42PM
 Track Rating: Soft 7, Weather: Fine, Rail Position: True Entire Circuit



Section	L2000	L1800	L1600	L1400	L1200	L1000	L800	L600	L400	L200
Section Times	2:07.45 (0:14.82)	1:52.63 [7] (0:12.15)	1:40.48 [6] (0:12.25)	1:28.22 [4] (0:12.61)	1:15.62 [3] (0:12.91)	1:02.71 [4] (0:12.67)	0:50.04 [4] (0:12.52)	0:37.52 [4] (0:12.15)	0:25.37 [7] (0:12.14)	0:13.23 [13] (0:13.23)
Average Speed [km/h]	49.9	59.5	58.8	57.6	55.8	57.0	58.3	59.8	59.7	54.9
Top Speed [km/h]	60.3	60.9	59.8	60.1	56.6	57.9	58.7	60.3	60.2	58.7
Avg. Dist. to Rail [m]	10.2	1.6	0.7	1.3	2.2	1.9	2.3	1.5	5.1	7.8
Avg. Stride Freq. [Hz]	2.3	2.2	2.2	2.2	2.1	2.1	2.2	2.2	2.2	2.1
Avg. Stride Length [m]	6.4	7.5	7.6	7.5	7.4	7.5	7.5	7.5	7.6	7.5



[] Ranking at each section and finish
 -:-:- No data available at this section
 NA No data available

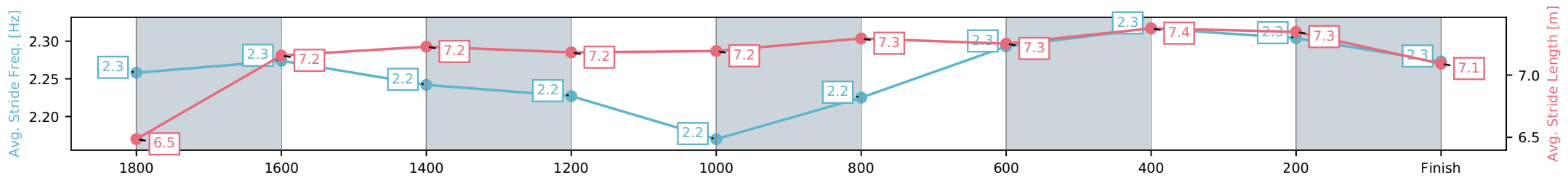
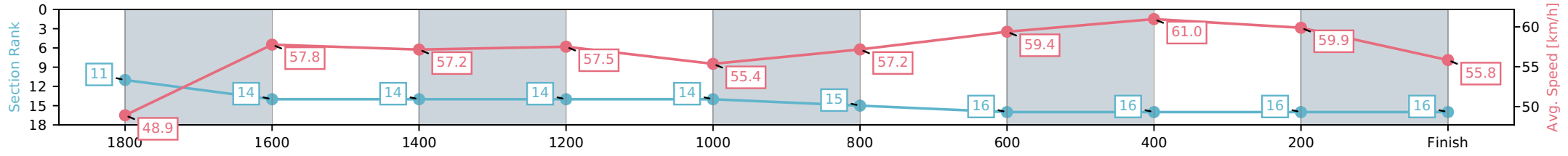
Horse/Jockey Name	Mr Worthington/Damien Boche
Finish Rank	16
Fastest Section Time (Section)	0:12.00 (600-400)
Top Speed [km/h] (Section)	62.1 (600-400)
Race State	Finished



Doomben QLD --Professional-2026-05-16
 Race 9: HKJC WORLD POOL ROUGH HABIT PLATE - 2000m
 16 May 2026 - 4:42PM
 Track Rating: Soft 7, Weather: Fine, Rail Position: True Entire Circuit



Section	L2000	L1800	L1600	L1400	L1200	L1000	L800	L600	L400	L200
Section Times	2:07.94 (0:15.12)	1:52.82 [11] (0:12.47)	1:40.35 [14] (0:12.60)	1:27.74 [14] (0:12.67)	1:15.07 [14] (0:13.04)	1:02.03 [14] (0:12.64)	0:49.39 [15] (0:12.30)	0:37.10 [16] (0:12.00)	0:25.09 [16] (0:12.11)	0:12.99 [16] (0:12.99)
Average Speed [km/h]	48.9	57.8	57.2	57.5	55.4	57.2	59.4	61.0	59.9	55.8
Top Speed [km/h]	57.8	58.7	58.2	58.9	57.5	58.2	60.1	62.1	60.5	58.9
Avg. Dist. to Rail [m]	5.4	0.5	0.7	1.9	3.2	2.5	2.4	3.0	5.5	7.5
Avg. Stride Freq. [Hz]	2.3	2.3	2.2	2.2	2.2	2.2	2.3	2.3	2.3	2.3
Avg. Stride Length [m]	6.5	7.2	7.2	7.2	7.2	7.3	7.3	7.4	7.3	7.1



[] Ranking at each section and finish
 -.-.- No data available at this section
 NA No data available