



# Toowoomba QLD

Race 1: LEVEL ELECTRICAL TOOWOOMBA QTIS Two-Year-Old Maiden Handicap - 1000m

16 May 2026 - 4:53PM



Track Rating: Good 4, Weather: Fine, Rail Position: +3m Entire Circuit

Field Times (Race Tempo)      1:01.55    0:47.45    0:36.52    0:24.93    0:12.76  
 (0:14.10)    (0:10.93)    (0:11.59)    (0:12.18)    (0:12.76)

Rank	TAB#	Horse	Overall Time	First 400m	Top Speed km/h (Section)	L1000	L800	L600	L400	L200			
	(BAR#)	Jockey	Margin (DT-W)	Last 600m	Fastest Section (Time)	Start - 800	800 - 600	600 - 400	400 - 200	200 - Finish			
1	7	Pinkish Hue	1:01.55	0:25.50	68.1 (1000 - 800)	1:01.55	0:47.04 [6]	0:36.05 [4]	0:24.48 [3]	0:12.40 [3]			
	(7)	Georgina Cartwright		0:36.04	800-600 (0:10.99)	(0:14.51)	(0:10.99)	(0:11.57)	(0:12.07)	(0:12.40)			
2	2	Concerned	1:01.56	0:25.21	66.3 (1000 - 800)	1:01.56	0:47.40 [2]	0:36.35 [2]	0:24.70 [2]	0:12.76 [1]			
	(2)	Aidan Keeley	0.1L (-1)	0:36.35	800-600 (0:11.05)	(0:14.16)	(0:11.05)	(0:11.66)	(0:11.93)	(0:12.76)			
3	4	Nifty's Treasure	1:01.96	0:25.03	66.2 (800-600)	1:01.96	0:47.86 [1]	0:36.93 [1]	0:25.34 [1]	0:13.10 [2]			
	(1)	Nozi Tomizawa	2.5L (-4)	0:36.93	800-600 (0:10.93)	(0:14.10)	(0:10.93)	(0:11.59)	(0:12.24)	(0:13.10)			
4	5	Tap Out	1:02.19	0:25.80	66.2 (800-600)	1:02.19	0:47.45 [7]	0:36.39 [7]	0:24.90 [6]	0:12.68 [5]			
	(9)	Nathan Fazackerley	3.8L (-1)	0:36.40	800-600 (0:11.06)	(0:14.74)	(0:11.06)	(0:11.49)	(0:12.23)	(0:12.68)			
5	6	Crimson Commander	1:02.28	0:25.51	66.6 (800-600)	1:02.28	0:47.80 [5]	0:36.78 [5]	0:25.08 [4]	0:12.90 [4]			
	(4)	Hannah Richardson	4.3L (+7)	0:36.77	800-600 (0:11.03)	(0:14.48)	(0:11.03)	(0:11.69)	(0:12.18)	(0:12.90)			
6	10	Jasmintina	1:03.69	0:25.43	66.6 (800-600)	1:03.69	0:49.25 [4]	0:38.25 [3]	0:26.45 [5]	0:13.62 [6]			
	(8)	Ashley Butler	12.6L (-1)	0:38.25	800-600 (0:10.99)	(0:14.44)	(0:10.99)	(0:11.80)	(0:12.83)	(0:13.62)			
7	12	Diosa Afrodita	1:05.59	0:25.59	66.4 (800-600)	1:05.59	0:51.32 [3]	0:40.00 [6]	0:27.83 [7]	0:14.54 [7]			
	(6)	Kelsey Lenton	23.8L (+8)	0:39.99	800-600 (0:11.32)	(0:14.27)	(0:11.32)	(0:12.17)	(0:13.28)	(0:14.54)			

Scratched: Profiteur's Fil (#1), Run For The Girls (#3), Princess Nellie (#8), Royal Diamond (#9), Mishani Fiddich (#11)

Report Created: Sat 16 May 2026

(Note: Races are conducted over an approximate distance as close as possible to the advertised distance, and recorded data may vary accordingly. Official times refer to race times only and do not include handicap times.)

[ ] Position in running at each section and finish    TAB# Saddle cloth number

Fastest split

-:-:- No data available at this section

BAR# Barrier/Gate Position

Fastest section

NA No data available

DNF Did not finish

DNT Did not track

DT-W Distance travelled compared to winner in metres

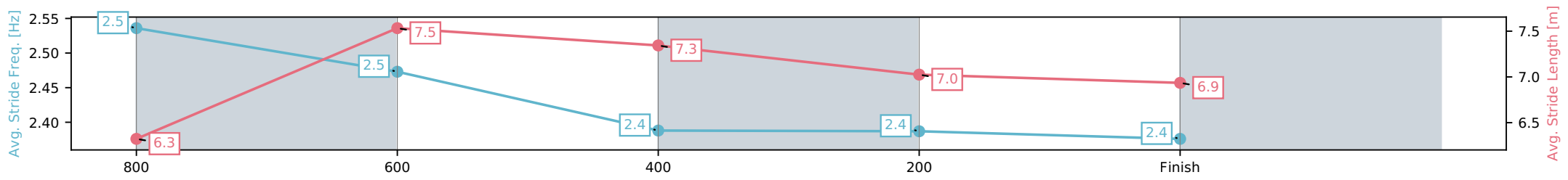
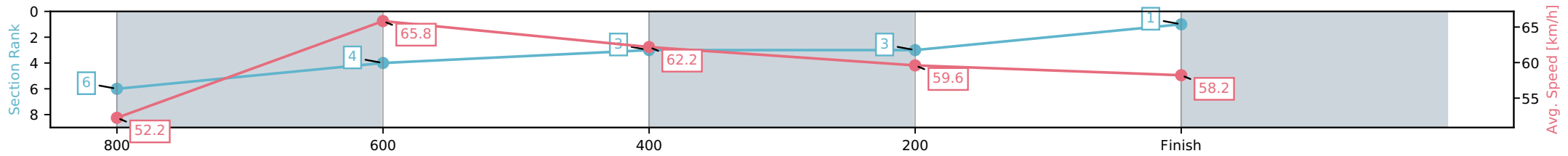
Horse/Jockey Name	Pinkish Hue/Georgina Cartwright
Finish Rank	1
Fastest Section Time (Section)	0:10.99 (800-600)
Top Speed [km/h] (Section)	68.1 (1000 - 800)
Race State	Finished



Toowoomba QLD --Professional-2026-05-16  
 Race 1: LEVEL ELECTRICAL TOOWOOMBA QTIS Two-Year-Old Maiden Handicap - 1000m  
 16 May 2026 - 4:53PM  
 Track Rating: Good 4, Weather: Fine, Rail Position: +3m Entire Circuit



Section	L1000	L800	L600	L400	L200
Section Times	1:01.55 (0:14.51)	0:47.04 [6] (0:10.99)	0:36.05 [4] (0:11.57)	0:24.48 [3] (0:12.07)	0:12.40 [3] (0:12.40)
Average Speed [km/h]	52.2	65.8	62.2	59.6	58.2
Top Speed [km/h]	68.1	67.7	63.7	61.2	59.4
Avg. Dist. to Rail [m]	5.5	1.2	0.5	0.5	2.0
Avg. Stride Freq. [Hz]	2.5	2.5	2.4	2.4	2.4
Avg. Stride Length [m]	6.3	7.5	7.3	7.0	6.9



[ ] Ranking at each section and finish  
 -:-:- No data available at this section  
 NA No data available

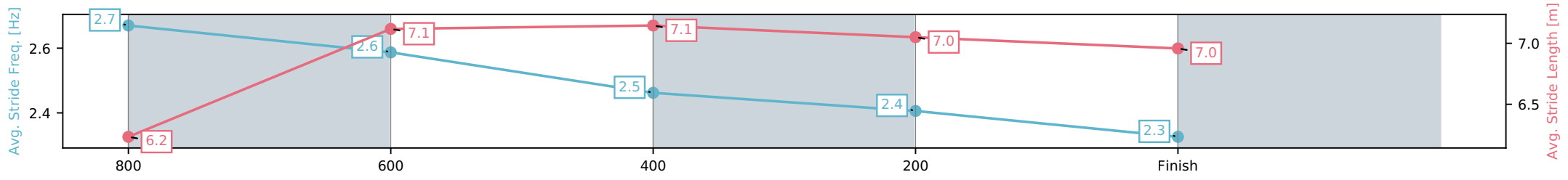
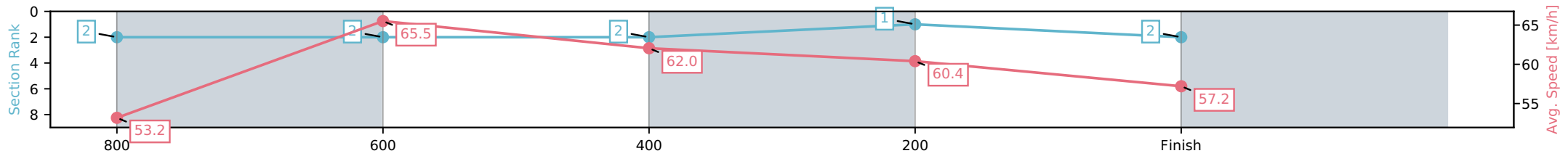
Horse/Jockey Name	Concerned/Aidan Keeley
Finish Rank	2
Fastest Section Time (Section)	0:11.05 (800-600)
Top Speed [km/h] (Section)	66.3 (1000 - 800)
Race State	Finished



Toowoomba QLD --Professional-2026-05-16  
 Race 1: LEVEL ELECTRICAL TOOWOOMBA QTIS Two-Year-Old Maiden Handicap - 1000m  
 16 May 2026 - 4:53PM  
 Track Rating: Good 4, Weather: Fine, Rail Position: +3m Entire Circuit



Section	L1000	L800	L600	L400	L200
Section Times	1:01.56 (0:14.16)	0:47.40 [2] (0:11.05)	0:36.35 [2] (0:11.66)	0:24.70 [2] (0:11.93)	0:12.76 [1] (0:12.76)
Average Speed [km/h]	53.2	65.5	62.0	60.4	57.2
Top Speed [km/h]	66.3	66.2	64.4	61.1	58.7
Avg. Dist. to Rail [m]	2.9	1.5	0.9	0.3	0.5
Avg. Stride Freq. [Hz]	2.7	2.6	2.5	2.4	2.3
Avg. Stride Length [m]	6.2	7.1	7.1	7.0	7.0



[ ] Ranking at each section and finish  
 -.-.- No data available at this section  
 NA No data available

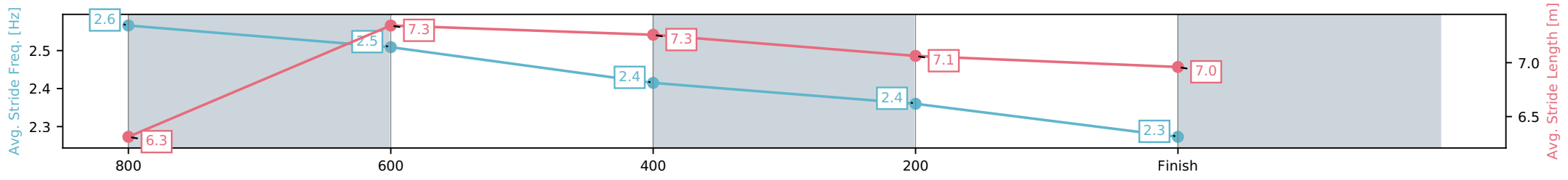
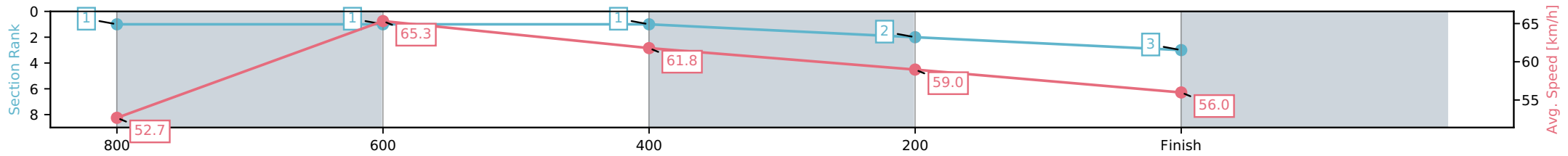
Horse/Jockey Name	Nifty's Treasure/Nozi Tomizawa
Finish Rank	3
Fastest Section Time (Section)	0:10.93 (800-600)
Top Speed [km/h] (Section)	66.2 (800-600)
Race State	Finished



Toowoomba QLD --Professional-2026-05-16  
 Race 1: LEVEL ELECTRICAL TOOWOOMBA QTIS Two-Year-Old Maiden Handicap - 1000m  
 16 May 2026 - 4:53PM  
 Track Rating: Good 4, Weather: Fine, Rail Position: +3m Entire Circuit



Section	L1000	L800	L600	L400	L200
Section Times	1:01.96 (0:14.10)	0:47.86 [1] (0:10.93)	0:36.93 [1] (0:11.59)	0:25.34 [1] (0:12.24)	0:13.10 [2] (0:13.10)
Average Speed [km/h]	52.7	65.3	61.8	59.0	56.0
Top Speed [km/h]	66.1	66.2	64.1	60.2	57.0
Avg. Dist. to Rail [m]	2.1	2.0	1.0	0.5	1.1
Avg. Stride Freq. [Hz]	2.6	2.5	2.4	2.4	2.3
Avg. Stride Length [m]	6.3	7.3	7.3	7.1	7.0



[ ] Ranking at each section and finish  
 -.-.- No data available at this section  
 NA No data available

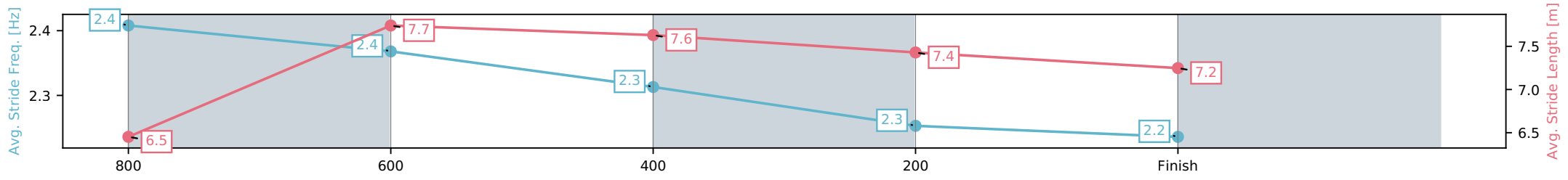
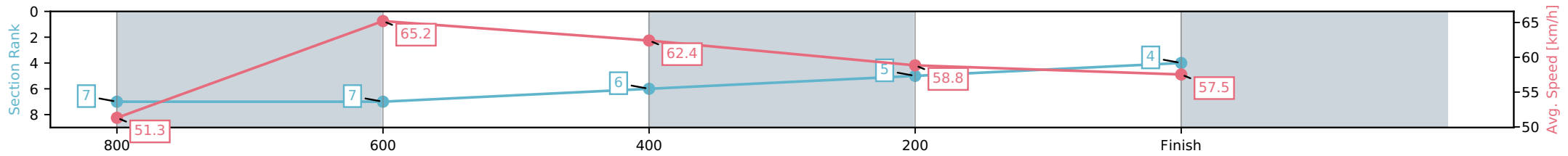
Horse/Jockey Name	Tap Out/Nathan Fazackerley
Finish Rank	4
Fastest Section Time (Section)	0:11.06 (800-600)
Top Speed [km/h] (Section)	66.2 (800-600)
Race State	Finished



Toowoomba QLD --Professional-2026-05-16  
 Race 1: LEVEL ELECTRICAL TOOWOOMBA QTIS Two-Year-Old Maiden Handicap - 1000m  
 16 May 2026 - 4:53PM  
 Track Rating: Good 4, Weather: Fine, Rail Position: +3m Entire Circuit



Section	L1000	L800	L600	L400	L200
Section Times	1:02.19 (0:14.74)	0:47.45 [7] (0:11.06)	0:36.39 [7] (0:11.49)	0:24.90 [6] (0:12.23)	0:12.68 [5] (0:12.68)
Average Speed [km/h]	51.3	65.2	62.4	58.8	57.5
Top Speed [km/h]	65.3	66.2	64.3	61.1	58.3
Avg. Dist. to Rail [m]	4.9	0.4	0.9	0.5	0.3
Avg. Stride Freq. [Hz]	2.4	2.4	2.3	2.3	2.2
Avg. Stride Length [m]	6.5	7.7	7.6	7.4	7.2



[ ] Ranking at each section and finish  
 -.-.- No data available at this section  
 NA No data available

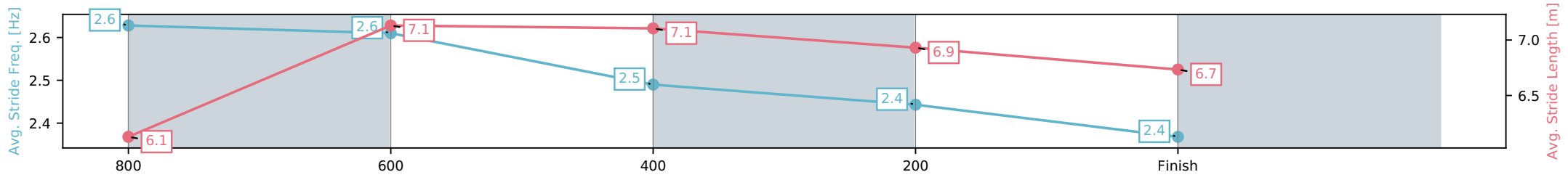
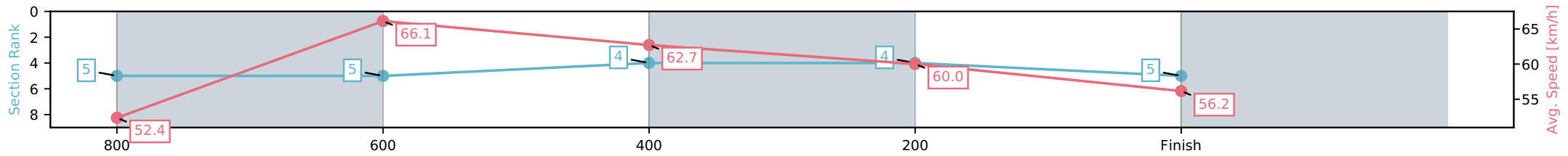
Horse/Jockey Name	Crimson Commander/Hannah Richardson
Finish Rank	5
Fastest Section Time (Section)	0:11.03 (800-600)
Top Speed [km/h] (Section)	66.6 (800-600)
Race State	Finished



Toowoomba QLD --Professional-2026-05-16  
 Race 1: LEVEL ELECTRICAL TOOWOOMBA QTIS Two-Year-Old Maiden Handicap - 1000m  
 16 May 2026 - 4:53PM  
 Track Rating: Good 4, Weather: Fine, Rail Position: +3m Entire Circuit



Section	L1000	L800	L600	L400	L200
Section Times	1:02.28 (0:14.48)	0:47.80 [5] (0:11.03)	0:36.78 [5] (0:11.69)	0:25.08 [4] (0:12.18)	0:12.90 [4] (0:12.90)
Average Speed [km/h]	52.4	66.1	62.7	60.0	56.2
Top Speed [km/h]	65.7	66.6	65.2	61.4	58.5
Avg. Dist. to Rail [m]	5.8	3.7	3.5	4.9	6.3
Avg. Stride Freq. [Hz]	2.6	2.6	2.5	2.4	2.4
Avg. Stride Length [m]	6.1	7.1	7.1	6.9	6.7



Report Created: Sat 16 May 2026 (Note: Timing is based on positional data)

[ ] Ranking at each section and finish  
 -:-:- No data available at this section  
 NA No data available

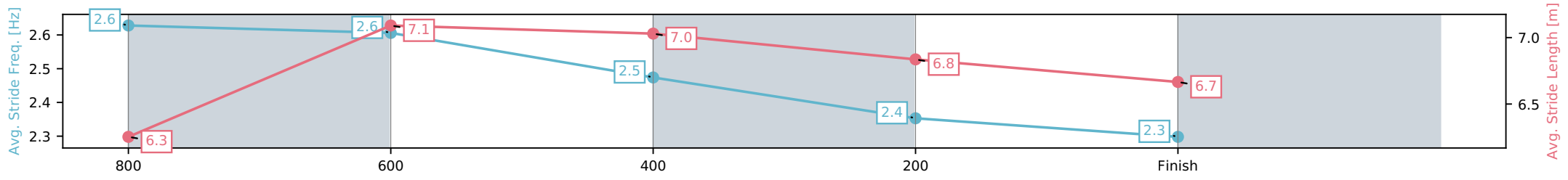
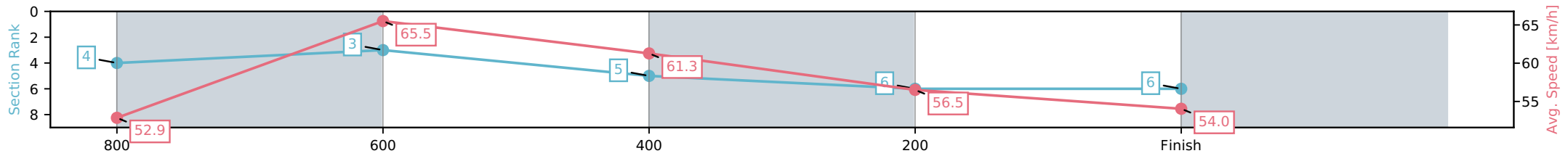
Horse/Jockey Name	Jasmintina/Ashley Butler
Finish Rank	6
Fastest Section Time (Section)	0:10.99 (800-600)
Top Speed [km/h] (Section)	66.6 (800-600)
Race State	Finished



Toowoomba QLD --Professional-2026-05-16  
 Race 1: LEVEL ELECTRICAL TOOWOOMBA QTIS Two-Year-Old Maiden Handicap - 1000m  
 16 May 2026 - 4:53PM  
 Track Rating: Good 4, Weather: Fine, Rail Position: +3m Entire Circuit



Section	L1000	L800	L600	L400	L200
Section Times	1:03.69 (0:14.44)	0:49.25 [4] (0:10.99)	0:38.25 [3] (0:11.80)	0:26.45 [5] (0:12.83)	0:13.62 [6] (0:13.62)
Average Speed [km/h]	52.9	65.5	61.3	56.5	54.0
Top Speed [km/h]	66.2	66.6	63.8	58.8	56.3
Avg. Dist. to Rail [m]	5.5	0.6	0.8	2.4	1.6
Avg. Stride Freq. [Hz]	2.6	2.6	2.5	2.4	2.3
Avg. Stride Length [m]	6.3	7.1	7.0	6.8	6.7



[ ] Ranking at each section and finish  
 -:-:- No data available at this section  
 NA No data available

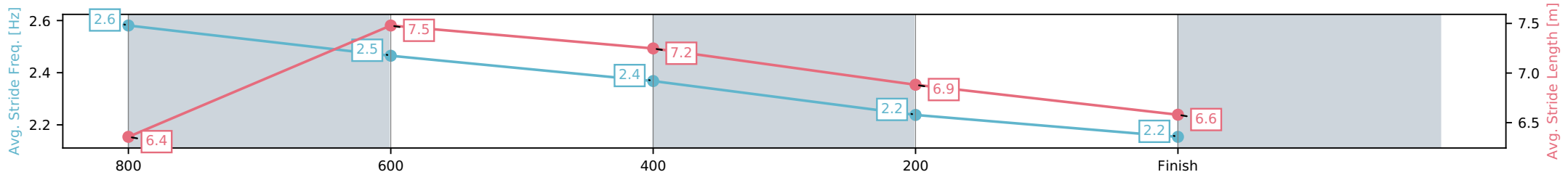
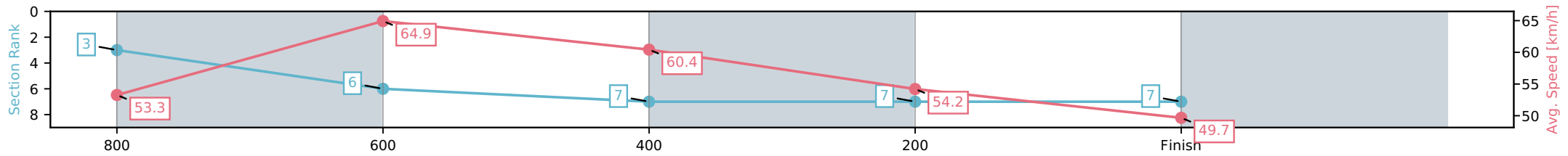
Horse/Jockey Name	Diosa Afrodita/Kelsey Lenton
Finish Rank	7
Fastest Section Time (Section)	0:11.32 (800-600)
Top Speed [km/h] (Section)	66.4 (800-600)
Race State	Finished



Toowoomba QLD --Professional-2026-05-16  
 Race 1: LEVEL ELECTRICAL TOOWOOMBA QTIS Two-Year-Old Maiden Handicap - 1000m  
 16 May 2026 - 4:53PM  
 Track Rating: Good 4, Weather: Fine, Rail Position: +3m Entire Circuit



Section	L1000	L800	L600	L400	L200
Section Times	1:05.59 (0:14.27)	0:51.32 [3] (0:11.32)	0:40.00 [6] (0:12.17)	0:27.83 [7] (0:13.28)	0:14.54 [7] (0:14.54)
Average Speed [km/h]	53.3	64.9	60.4	54.2	49.7
Top Speed [km/h]	66.4	66.4	63.5	57.5	52.0
Avg. Dist. to Rail [m]	6.8	6.3	4.0	0.8	1.4
Avg. Stride Freq. [Hz]	2.6	2.5	2.4	2.2	2.2
Avg. Stride Length [m]	6.4	7.5	7.2	6.9	6.6



[ ] Ranking at each section and finish  
 -:-:- No data available at this section  
 NA No data available



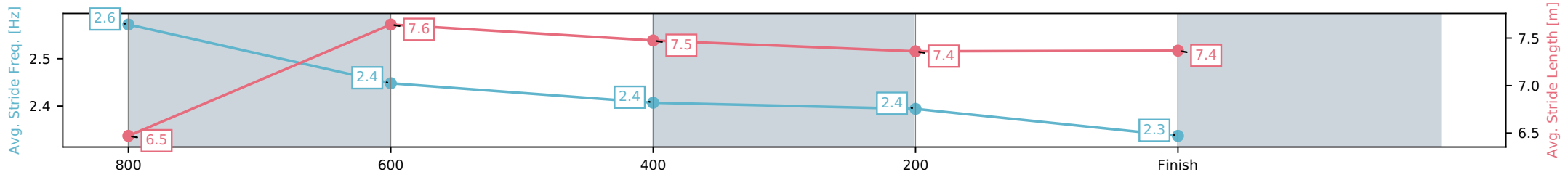
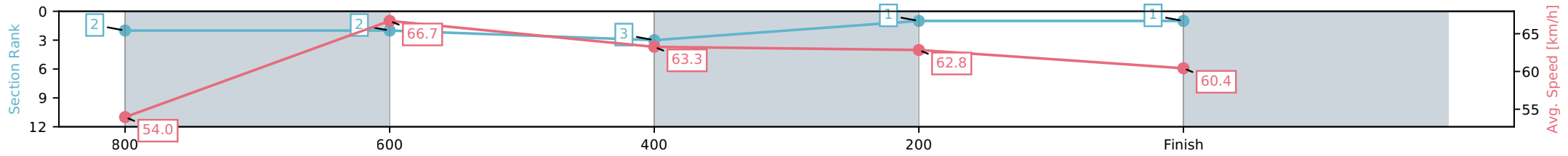
Horse/Jockey Name	Seams Logical/Chloe Lowe
Finish Rank	1
Fastest Section Time (Section)	0:11.02 (800-600)
Top Speed [km/h] (Section)	68.1 (800-600)
Race State	Finished



Toowoomba QLD --Professional-2026-05-16  
 Race 2: BLACK GWM - HOPE CUP BENCHMARK 62  
 Handicap - 1000m  
 16 May 2026 - 5:26PM  
 Track Rating: Good 4, Weather: Fine, Rail Position: +3m Entire Circuit



Section	L1000	L800	L600	L400	L200
Section Times	1:00.13 (0:14.26)	0:45.88 [2] (0:11.02)	0:34.85 [2] (0:11.48)	0:23.37 [3] (0:11.43)	0:11.94 [1] (0:11.94)
Average Speed [km/h]	54.0	66.7	63.3	62.8	60.4
Top Speed [km/h]	67.1	68.1	64.7	64.0	62.6
Avg. Dist. to Rail [m]	7.1	5.7	2.1	0.8	0.5
Avg. Stride Freq. [Hz]	2.6	2.4	2.4	2.4	2.3
Avg. Stride Length [m]	6.5	7.6	7.5	7.4	7.4



[ ] Ranking at each section and finish  
 -:-:- No data available at this section  
 NA No data available

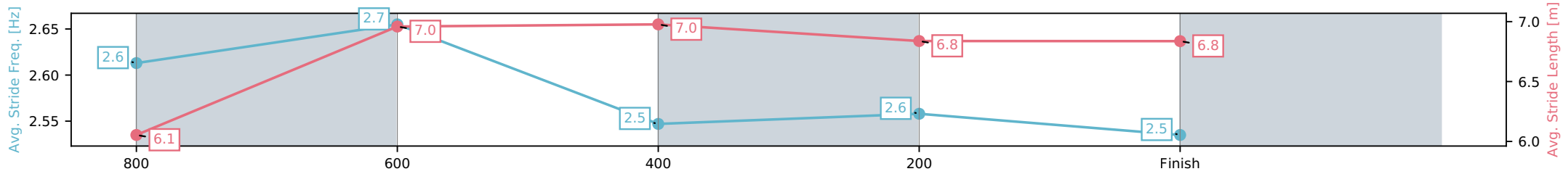
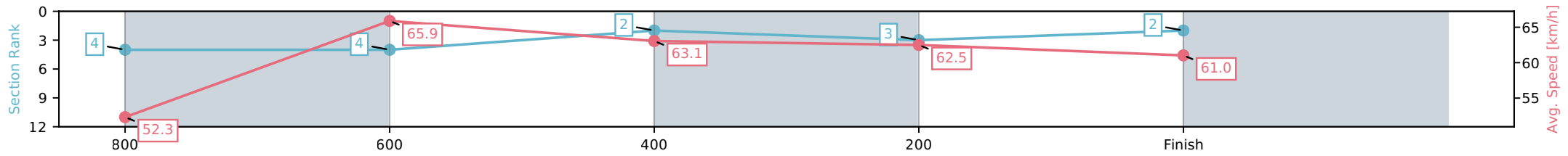
Horse/Jockey Name	Prucia/Fred Larson
Finish Rank	2
Fastest Section Time (Section)	0:10.84 (800-600)
Top Speed [km/h] (Section)	67.1 (800-600)
Race State	Finished



Toowoomba QLD --Professional-2026-05-16  
 Race 2: BLACK GWM - HOPE CUP BENCHMARK 62  
 Handicap - 1000m  
 16 May 2026 - 5:26PM  
 Track Rating: Good 4, Weather: Fine, Rail Position: +3m Entire Circuit



Section	L1000	L800	L600	L400	L200
Section Times	1:00.19 (0:14.49)	0:45.70 [4] (0:10.84)	0:34.86 [4] (0:11.37)	0:23.48 [2] (0:11.54)	0:11.95 [3] (0:11.95)
Average Speed [km/h]	52.3	65.9	63.1	62.5	61.0
Top Speed [km/h]	64.4	67.1	64.9	63.0	63.1
Avg. Dist. to Rail [m]	1.8	1.8	0.8	1.4	3.5
Avg. Stride Freq. [Hz]	2.6	2.7	2.5	2.6	2.5
Avg. Stride Length [m]	6.1	7.0	7.0	6.8	6.8



[ ] Ranking at each section and finish  
 -:-:- No data available at this section  
 NA No data available

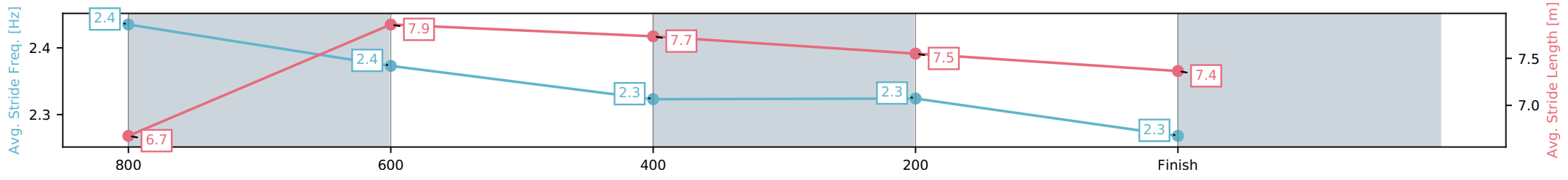
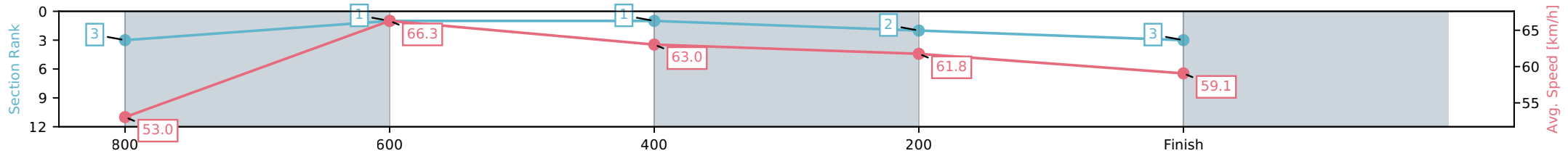
Horse/Jockey Name	Bulsara/Julie Busuttin
Finish Rank	3
Fastest Section Time (Section)	0:10.88 (800-600)
Top Speed [km/h] (Section)	67.9 (800-600)
Race State	Finished



Toowoomba QLD --Professional-2026-05-16  
 Race 2: BLACK GWM - HOPE CUP BENCHMARK 62  
 Handicap - 1000m  
 16 May 2026 - 5:26PM  
 Track Rating: Good 4, Weather: Fine, Rail Position: +3m Entire Circuit



Section	L1000	L800	L600	L400	L200
Section Times	1:00.51 (0:14.28)	0:46.23 [3] (0:10.88)	0:35.34 [1] (0:11.40)	0:23.94 [1] (0:11.68)	0:12.27 [2] (0:12.27)
Average Speed [km/h]	53.0	66.3	63.0	61.8	59.1
Top Speed [km/h]	67.8	67.9	65.0	62.5	60.6
Avg. Dist. to Rail [m]	2.8	0.3	0.2	0.7	0.6
Avg. Stride Freq. [Hz]	2.4	2.4	2.3	2.3	2.3
Avg. Stride Length [m]	6.7	7.9	7.7	7.5	7.4



[ ] Ranking at each section and finish  
 -:-:- No data available at this section  
 NA No data available

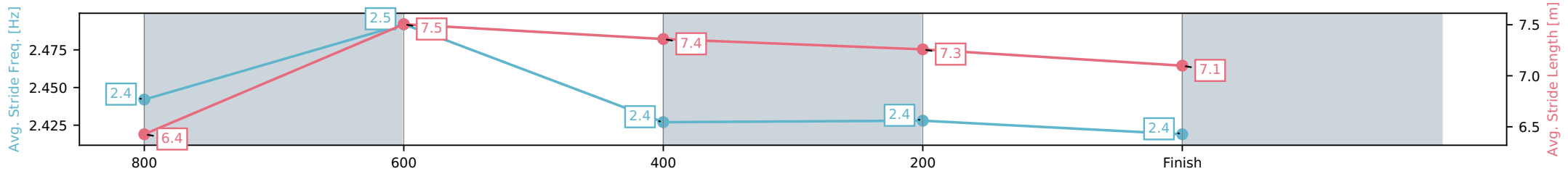
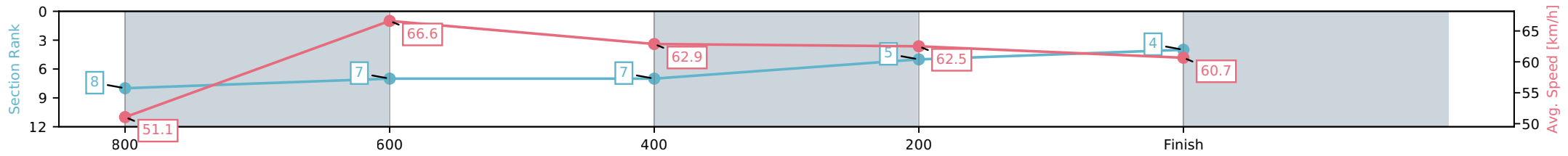
Horse/Jockey Name	Mr Evans/Aidan Keeley
Finish Rank	4
Fastest Section Time (Section)	0:10.90 (800-600)
Top Speed [km/h] (Section)	68.3 (800-600)
Race State	Finished



Toowoomba QLD --Professional-2026-05-16  
 Race 2: BLACK GWM - HOPE CUP BENCHMARK 62  
 Handicap - 1000m  
 16 May 2026 - 5:26PM  
 Track Rating: Good 4, Weather: Fine, Rail Position: +3m Entire Circuit



Section	L1000	L800	L600	L400	L200
Section Times	1:00.55 (0:14.83)	0:45.72 [8] (0:10.90)	0:34.83 [7] (0:11.42)	0:23.40 [7] (0:11.49)	0:11.91 [5] (0:11.91)
Average Speed [km/h]	51.1	66.6	62.9	62.5	60.7
Top Speed [km/h]	64.8	68.3	65.0	63.1	61.8
Avg. Dist. to Rail [m]	6.3	2.0	0.5	0.8	0.9
Avg. Stride Freq. [Hz]	2.4	2.5	2.4	2.4	2.4
Avg. Stride Length [m]	6.4	7.5	7.4	7.3	7.1



[ ] Ranking at each section and finish  
 -:-:- No data available at this section  
 NA No data available

Horse/Jockey Name	Purezza/Corey Sutherland
Finish Rank	5
Fastest Section Time (Section)	0:10.93 (800-600)
Top Speed [km/h] (Section)	66.6 (800-600)
Race State	Finished



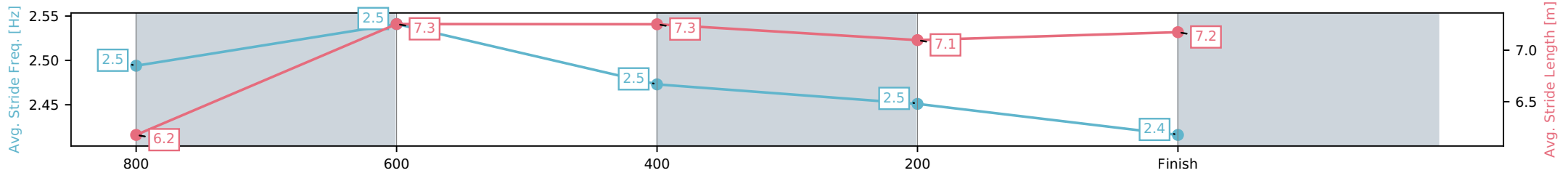
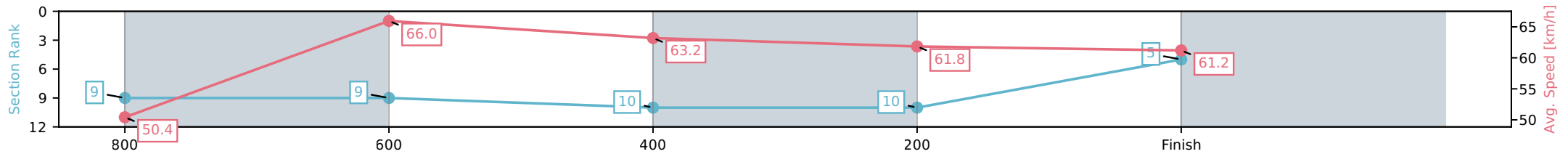
Toowoomba QLD --Professional-2026-05-16  
 Race 2: BLACK GWM - HOPE CUP BENCHMARK 62  
 Handicap - 1000m



16 May 2026 - 5:26PM

Track Rating: Good 4, Weather: Fine, Rail Position: +3m Entire Circuit

Section	L1000	L800	L600	L400	L200
Section Times	1:00.65 (0:15.05)	0:45.60 [9] (0:10.93)	0:34.67 [9] (0:11.35)	0:23.32 [10] (0:11.53)	0:11.79 [10] (0:11.79)
Average Speed [km/h]	50.4	66.0	63.2	61.8	61.2
Top Speed [km/h]	64.6	66.6	66.2	62.6	62.6
Avg. Dist. to Rail [m]	2.7	0.5	0.8	2.9	3.4
Avg. Stride Freq. [Hz]	2.5	2.5	2.5	2.5	2.4
Avg. Stride Length [m]	6.2	7.3	7.3	7.1	7.2



- [ ] Ranking at each section and finish
- :-:- No data available at this section
- NA No data available

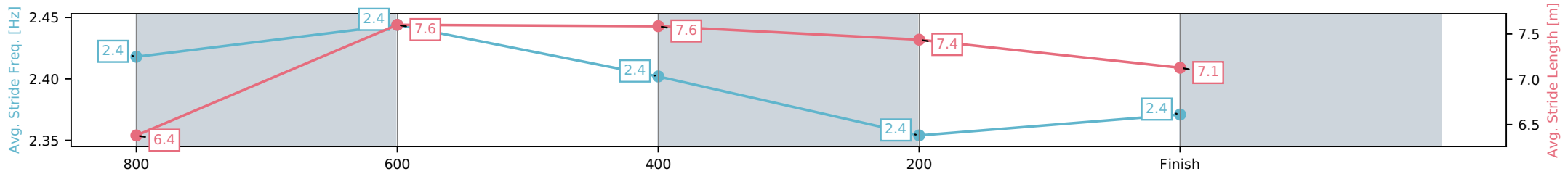
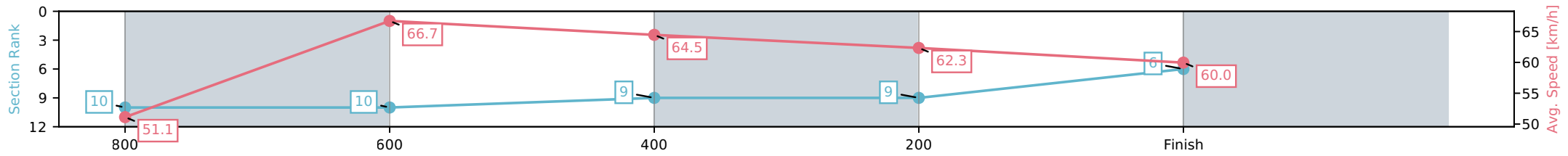
Horse/Jockey Name	Wanted Hillbilly/Ashley Butler
Finish Rank	6
Fastest Section Time (Section)	0:10.90 (800-600)
Top Speed [km/h] (Section)	67.6 (800-600)
Race State	Finished



Toowoomba QLD --Professional-2026-05-16  
 Race 2: BLACK GWM - HOPE CUP BENCHMARK 62  
 Handicap - 1000m  
 16 May 2026 - 5:26PM  
 Track Rating: Good 4, Weather: Fine, Rail Position: +3m Entire Circuit



Section	L1000	L800	L600	L400	L200
Section Times	1:00.84 (0:15.14)	0:45.70 [10] (0:10.90)	0:34.80 [10] (0:11.25)	0:23.56 [9] (0:11.53)	0:12.03 [9] (0:12.03)
Average Speed [km/h]	51.1	66.7	64.5	62.3	60.0
Top Speed [km/h]	65.7	67.6	65.9	63.7	60.6
Avg. Dist. to Rail [m]	9.1	2.9	1.4	0.9	1.8
Avg. Stride Freq. [Hz]	2.4	2.4	2.4	2.4	2.4
Avg. Stride Length [m]	6.4	7.6	7.6	7.4	7.1



[ ] Ranking at each section and finish  
 -:-:- No data available at this section  
 NA No data available

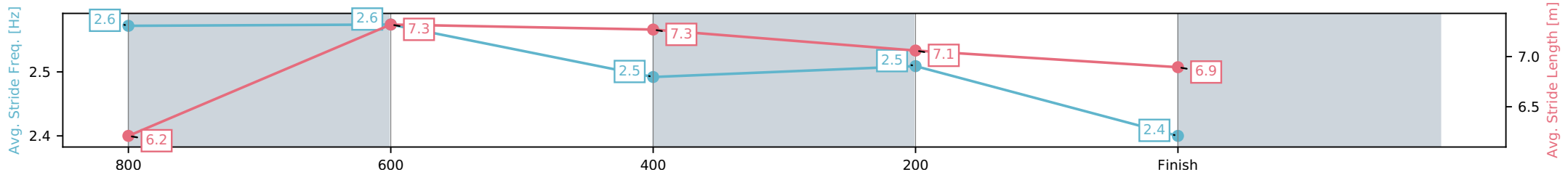
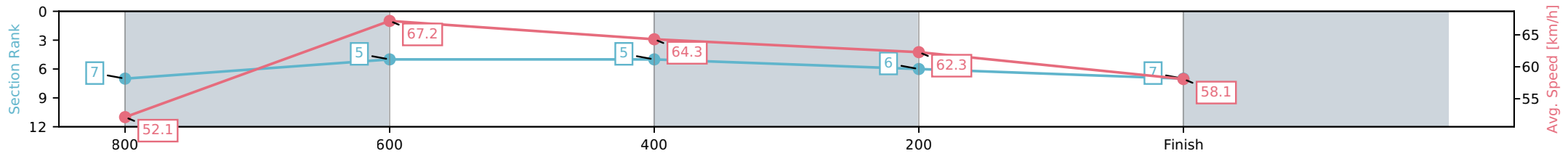
Horse/Jockey Name	Charmed Passage/Kelsey Lenton
Finish Rank	7
Fastest Section Time (Section)	0:10.86 (800-600)
Top Speed [km/h] (Section)	68.0 (800-600)
Race State	Finished



Toowoomba QLD --Professional-2026-05-16  
 Race 2: BLACK GWM - HOPE CUP BENCHMARK 62  
 Handicap - 1000m  
 16 May 2026 - 5:26PM  
 Track Rating: Good 4, Weather: Fine, Rail Position: +3m Entire Circuit



Section	L1000	L800	L600	L400	L200
Section Times	1:01.21 (0:14.79)	0:46.42 [7] (0:10.86)	0:35.56 [5] (0:11.38)	0:24.18 [5] (0:11.68)	0:12.50 [6] (0:12.50)
Average Speed [km/h]	52.1	67.2	64.3	62.3	58.1
Top Speed [km/h]	66.5	68.0	65.2	63.7	60.7
Avg. Dist. to Rail [m]	8.6	3.9	3.3	3.5	4.9
Avg. Stride Freq. [Hz]	2.6	2.6	2.5	2.5	2.4
Avg. Stride Length [m]	6.2	7.3	7.3	7.1	6.9



[ ] Ranking at each section and finish  
 -:-:- No data available at this section  
 NA No data available

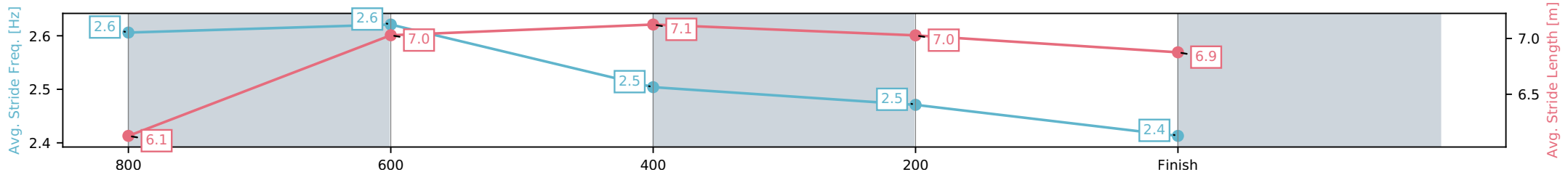
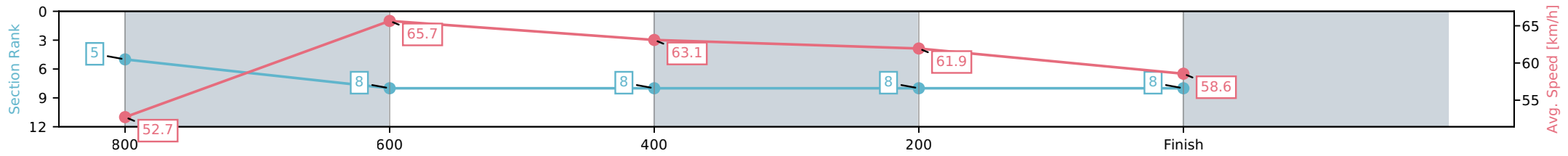
Horse/Jockey Name	Darth Invader/Bailey Wheeler
Finish Rank	8
Fastest Section Time (Section)	0:11.15 (800-600)
Top Speed [km/h] (Section)	66.9 (800-600)
Race State	Finished



Toowoomba QLD --Professional-2026-05-16  
 Race 2: BLACK GWM - HOPE CUP BENCHMARK 62  
 Handicap - 1000m  
 16 May 2026 - 5:26PM  
 Track Rating: Good 4, Weather: Fine, Rail Position: +3m Entire Circuit



Section	L1000	L800	L600	L400	L200
Section Times	1:01.22 (0:14.60)	0:46.62 [5] (0:11.15)	0:35.46 [8] (0:11.50)	0:23.96 [8] (0:11.54)	0:12.42 [8] (0:12.42)
Average Speed [km/h]	52.7	65.7	63.1	61.9	58.6
Top Speed [km/h]	64.6	66.9	64.1	62.9	60.6
Avg. Dist. to Rail [m]	7.0	5.2	2.5	1.6	1.9
Avg. Stride Freq. [Hz]	2.6	2.6	2.5	2.5	2.4
Avg. Stride Length [m]	6.1	7.0	7.1	7.0	6.9



[ ] Ranking at each section and finish  
 -:-:- No data available at this section  
 NA No data available

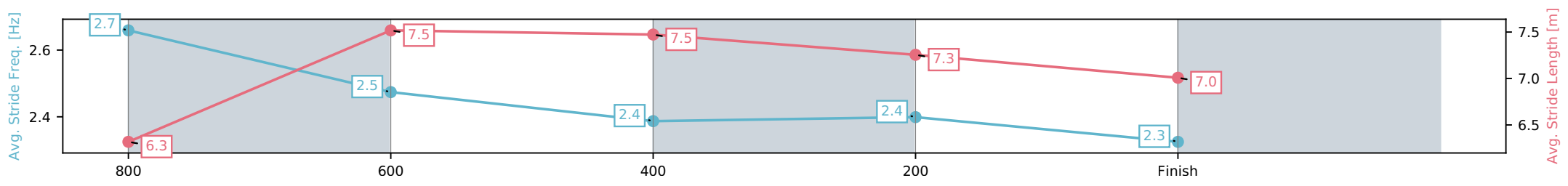
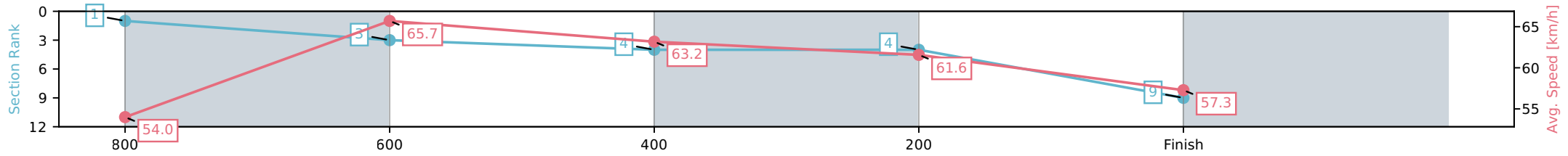
Horse/Jockey Name	Blue Eye Dame/Montanna Savva
Finish Rank	9
Fastest Section Time (Section)	0:11.11 (800-600)
Top Speed [km/h] (Section)	67.4 (1000 - 800)
Race State	Finished



Toowoomba QLD --Professional-2026-05-16  
 Race 2: BLACK GWM - HOPE CUP BENCHMARK 62  
 Handicap - 1000m  
 16 May 2026 - 5:26PM  
 Track Rating: Good 4, Weather: Fine, Rail Position: +3m Entire Circuit



Section	L1000	L800	L600	L400	L200
Section Times	1:01.26 (0:14.19)	0:47.07 [1] (0:11.11)	0:35.96 [3] (0:11.54)	0:24.42 [4] (0:11.74)	0:12.67 [4] (0:12.67)
Average Speed [km/h]	54.0	65.7	63.2	61.6	57.3
Top Speed [km/h]	67.4	66.5	64.5	62.7	60.1
Avg. Dist. to Rail [m]	7.8	4.2	2.3	1.7	2.4
Avg. Stride Freq. [Hz]	2.7	2.5	2.4	2.4	2.3
Avg. Stride Length [m]	6.3	7.5	7.5	7.3	7.0



[ ] Ranking at each section and finish  
 -:-:- No data available at this section  
 NA No data available

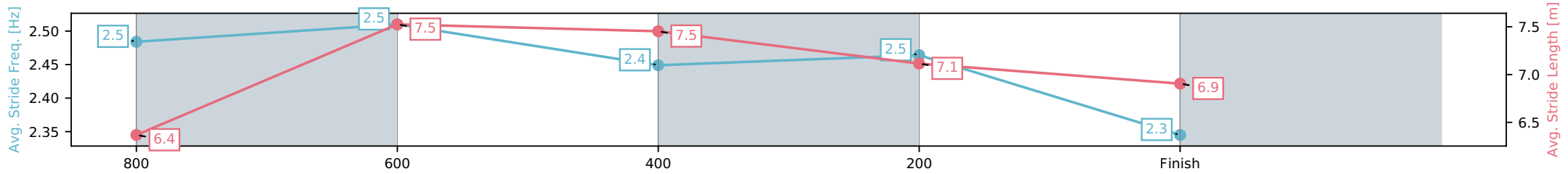
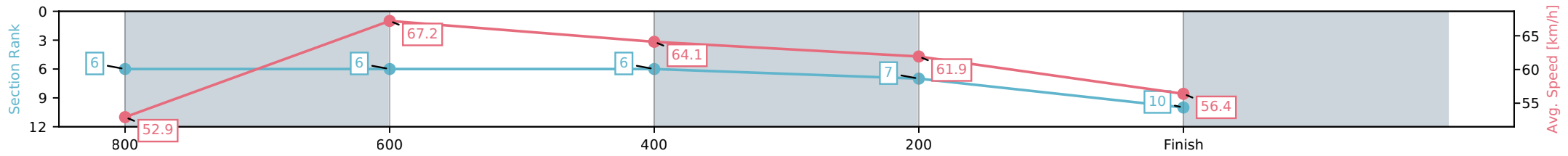
Horse/Jockey Name	Zarni/Kenji Yoshida
Finish Rank	10
Fastest Section Time (Section)	0:10.95 (800-600)
Top Speed [km/h] (Section)	69.1 (800-600)
Race State	Finished



Toowoomba QLD --Professional-2026-05-16  
 Race 2: BLACK GWM - HOPE CUP BENCHMARK 62  
 Handicap - 1000m  
 16 May 2026 - 5:26PM  
 Track Rating: Good 4, Weather: Fine, Rail Position: +3m Entire Circuit



Section	L1000	L800	L600	L400	L200
Section Times	1:01.66 (0:14.70)	0:46.96 [6] (0:10.95)	0:36.01 [6] (0:11.45)	0:24.56 [6] (0:11.66)	0:12.90 [7] (0:12.90)
Average Speed [km/h]	52.9	67.2	64.1	61.9	56.4
Top Speed [km/h]	66.6	69.1	65.7	63.3	59.5
Avg. Dist. to Rail [m]	10.1	6.6	3.8	1.7	2.9
Avg. Stride Freq. [Hz]	2.5	2.5	2.4	2.5	2.3
Avg. Stride Length [m]	6.4	7.5	7.5	7.1	6.9



[ ] Ranking at each section and finish  
 -:-:- No data available at this section  
 NA No data available



# Toowoomba QLD

Race 3: HARVEY BLACK GROUP BENCHMARK 70 Handicap - 1300m

16 May 2026 - 6:05PM

Track Rating: Good 4, Weather: Fine, Rail Position: +3m Entire Circuit



Field Times (Race Tempo)      1:19.98    1:11.53    1:00.02    0:47.81    0:35.76    0:23.84    0:12.08  
 (0:08.45)    (0:11.51)    (0:12.21)    (0:12.05)    (0:11.92)    (0:11.76)    (0:12.08)

Rank	TAB#	Horse	Overall Time	First 400m	Top Speed km/h (Section)	L1300	L1200	L1000	L800	L600	L400	L200	
	(BAR#)	Jockey	Margin (DT-W)	Last 600m	Fastest Section (Time)	Start - 1200	1200 - 1000	1000 - 800	800 - 600	600 - 400	400 - 200	200 - Finish	
1	6	Luton Hoo	1:19.98	0:26.47	63.3 (1200-1000)	1:19.98	1:11.24 [3]	0:59.63 [4]	0:47.41 [4]	0:35.39 [3]	0:23.59 [3]	0:11.94 [3]	
	(5)	Bailey Wheeler		0:35.39	1200-1000 (0:11.61)	(0:08.74)	(0:11.61)	(0:12.22)	(0:12.02)	(0:11.80)	(0:11.65)	(0:11.94)	
2	1	Don Pedro	1:20.00	0:26.13	64.3 (1200-1000)	1:20.00	1:11.54 [2]	1:00.01 [2]	0:47.65 [2]	0:35.56 [2]	0:23.69 [2]	0:12.08 [2]	
	(10)	McKenzie Apel	0.1L (+0)	0:35.56	1200-1000 (0:11.53)	(0:08.46)	(0:11.53)	(0:12.36)	(0:12.10)	(0:11.87)	0:11.61	(0:12.08)	
3	2	Rejoiced	1:20.17	0:25.99	64.0 (1200-1000)	1:20.17	1:11.72 [1]	1:00.21 [1]	0:48.00 [1]	0:35.95 [1]	0:24.03 [1]	0:12.27 [1]	
	(8)	Chloe Lowe	1.1L (-3)	0:35.95	1200-1000 (0:11.51)	0:08.44	(0:11.51)	(0:12.22)	(0:12.05)	(0:11.92)	(0:11.76)	(0:12.27)	
4	8	Warilla Gorilla	1:20.25	0:26.34	63.5 (1200-1000)	1:20.25	1:11.46 [4]	1:00.01 [3]	0:47.73 [3]	0:35.64 [4]	0:23.84 [4]	0:12.19 [4]	
	(2)	Kelsey Lenton	1.6L (-1)	0:35.65	1200-1000 (0:11.46)	(0:08.78)	0:11.46	(0:12.27)	(0:12.10)	(0:11.80)	(0:11.66)	(0:12.19)	
5	7	Trapeze Warrior	1:20.40	0:26.76	63.3 (400-200)	1:20.40	1:11.46 [6]	0:59.71 [6]	0:47.50 [6]	0:35.54 [5]	0:23.66 [7]	0:12.01 [6]	
	(6)	Fred Larson	2.4L (+1)	0:35.54	400-200 (0:11.65)	(0:08.94)	(0:11.74)	(0:12.22)	(0:11.95)	(0:11.88)	(0:11.65)	(0:12.01)	
6	3	Connecticut	1:20.42	0:27.25	63.7 (1200-1000)	1:20.42	1:10.90 [10]	0:59.33 [10]	0:46.97 [10]	0:35.04 [10]	0:23.56 [9]	0:11.77 [10]	
	(3)	Nathan Fazackerley	2.6L (+0)	0:35.04	600-400 (0:11.48)	(0:09.52)	(0:11.57)	(0:12.37)	(0:11.93)	0:11.48	0:11.79	0:11.77	
7	11	Expectant	1:20.46	0:26.85	63.0 (600-400)	1:20.46	1:11.38 [7]	0:59.76 [7]	0:47.36 [7]	0:35.39 [8]	0:23.67 [8]	0:11.98 [7]	
	(1)	Hannah Richardson	2.8L (+1)	0:35.40	1200-1000 (0:11.63)	(0:09.08)	(0:11.63)	(0:12.40)	(0:11.96)	(0:11.72)	(0:11.70)	(0:11.98)	
8	10	Unleash	1:20.59	0:26.62	62.8 (600-400)	1:20.59	1:11.78 [5]	1:00.10 [5]	0:47.76 [5]	0:35.70 [7]	0:24.04 [5]	0:12.34 [5]	
	(4)	Nozi Tomizawa	3.6L (-2)	0:35.70	600-400 (0:11.66)	(0:08.81)	(0:11.69)	(0:12.33)	(0:12.06)	(0:11.66)	(0:11.70)	(0:12.34)	
9	5	Katdeel	1:20.89	0:27.17	62.8 (400-200)	1:20.89	1:11.55 [9]	0:59.82 [9]	0:47.62 [9]	0:35.74 [9]	0:24.02 [10]	0:12.26 [9]	
	(7)	Georgina Cartwright	5.3L (-1)	0:35.74	600-400 (0:11.72)	(0:09.34)	(0:11.73)	0:12.20	(0:11.88)	(0:11.72)	(0:11.76)	(0:12.26)	
10	9	Dream Lantern	1:21.34	0:26.87	63.7 (800-600)	1:21.34	1:12.18 [8]	1:00.51 [8]	0:48.19 [8]	0:36.47 [6]	0:24.75 [6]	0:12.83 [8]	
	(9)	Ashley Butler	8.0L (+7)	0:36.47	1200-1000 (0:11.67)	(0:09.16)	(0:11.67)	(0:12.31)	0:11.72	(0:11.72)	(0:11.92)	(0:12.83)	

Scratched: Downey (#4), Indy Rose Warrior (#12), Big Boy George (#13), Touch Of Gracie (#14), Jemoma Alpilage (#15), Switchblade (#16), Botanica (#17)

Report Created: Sat 16 May 2026

(Note: Races are conducted over an approximate distance as close as possible to the advertised distance, and recorded data may vary accordingly. Official times refer to race times only and do not include handicap times.)

[ ] Position in running at each section and finish    TAB# Saddle cloth number  
 -:-:- No data available at this section    BAR# Barrier/Gate Position  
 NA No data available    DNF Did not finish  
 DNT Did not track    DT-W Distance travelled compared to winner in metres

Fastest split  
 Fastest section

data processed by TRIPLESDATA

Horse/Jockey Name	Luton Hoo/Bailey Wheeler
Finish Rank	1
Fastest Section Time (Section)	0:11.61 (1200-1000)
Top Speed [km/h] (Section)	63.3 (1200-1000)
Race State	Finished



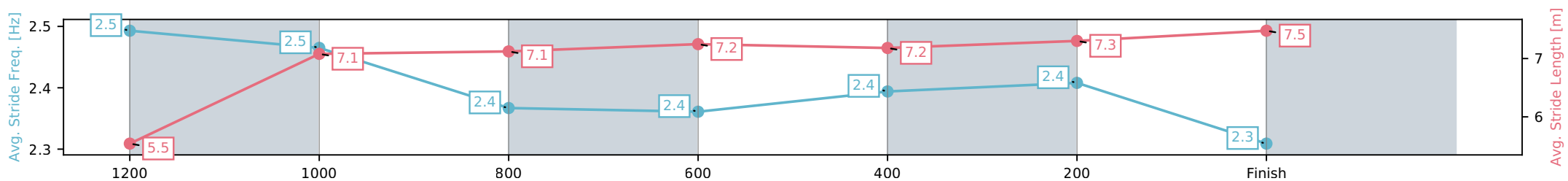
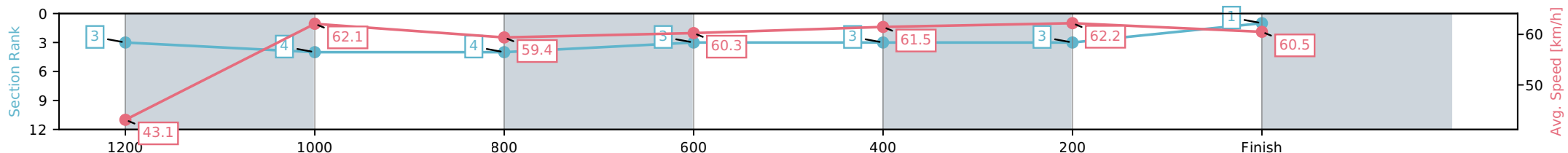
Toowoomba QLD --Professional-2026-05-16  
 Race 3: HARVEY BLACK GROUP BENCHMARK 70 Handicap  
 - 1300m



16 May 2026 - 6:05PM

Track Rating: Good 4, Weather: Fine, Rail Position: +3m Entire Circuit

Section	L1300	L1200	L1000	L800	L600	L400	L200
Section Times	1:19.98 (0:08.74)	1:11.24 [3] (0:11.61)	0:59.63 [4] (0:12.22)	0:47.41 [4] (0:12.02)	0:35.39 [3] (0:11.80)	0:23.59 [3] (0:11.65)	0:11.94 [3] (0:11.94)
Average Speed [km/h]	43.1	62.1	59.4	60.3	61.5	62.2	60.5
Top Speed [km/h]	60.6	63.3	61.1	61.5	62.5	62.7	61.8
Avg. Dist. to Rail [m]	5.6	2.6	2.2	1.9	1.6	2.0	2.8
Avg. Stride Freq. [Hz]	2.5	2.5	2.4	2.4	2.4	2.4	2.3
Avg. Stride Length [m]	5.5	7.1	7.1	7.2	7.2	7.3	7.5



[ ] Ranking at each section and finish  
 -:-:- No data available at this section  
 NA No data available

Horse/Jockey Name	Don Pedro/McKenzie Apel
Finish Rank	2
Fastest Section Time (Section)	0:11.53 (1200-1000)
Top Speed [km/h] (Section)	64.3 (1200-1000)
Race State	Finished



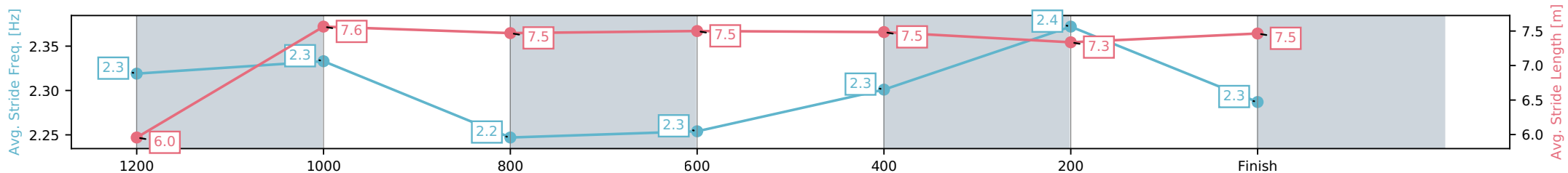
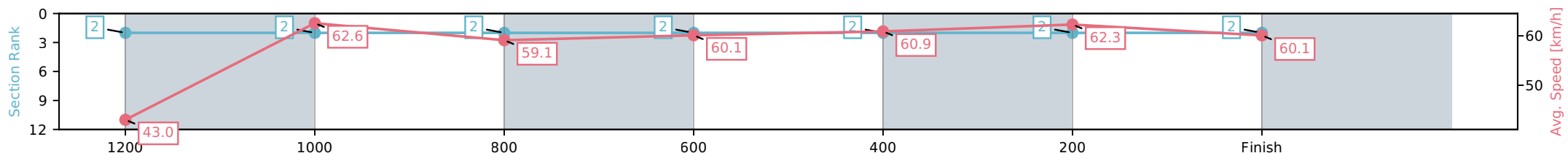
Toowoomba QLD --Professional-2026-05-16  
 Race 3: HARVEY BLACK GROUP BENCHMARK 70 Handicap  
 - 1300m



16 May 2026 - 6:05PM

Track Rating: Good 4, Weather: Fine, Rail Position: +3m Entire Circuit

Section	L1300	L1200	L1000	L800	L600	L400	L200
Section Times	1:20.00 (0:08.46)	1:11.54 [2] (0:11.53)	1:00.01 [2] (0:12.36)	0:47.65 [2] (0:12.10)	0:35.56 [2] (0:11.87)	0:23.69 [2] (0:11.61)	0:12.08 [2] (0:12.08)
Average Speed [km/h]	43.0	62.6	59.1	60.1	60.9	62.3	60.1
Top Speed [km/h]	61.0	64.3	60.6	60.6	61.4	63.1	62.1
Avg. Dist. to Rail [m]	11.5	4.8	3.8	2.2	1.0	1.2	2.7
Avg. Stride Freq. [Hz]	2.3	2.3	2.2	2.3	2.3	2.4	2.3
Avg. Stride Length [m]	6.0	7.6	7.5	7.5	7.5	7.3	7.5



[ ] Ranking at each section and finish  
 -:-:- No data available at this section  
 NA No data available

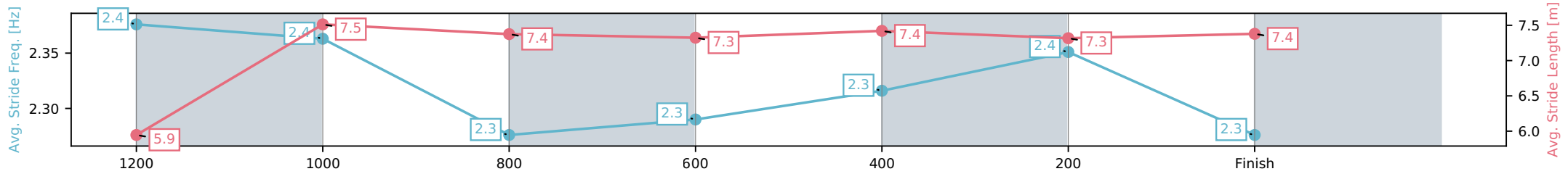
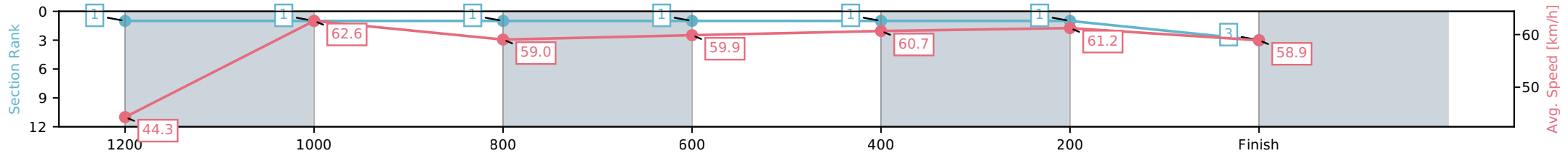
Horse/Jockey Name	Rejoiced/Chloe Lowe
Finish Rank	3
Fastest Section Time (Section)	0:11.51 (1200-1000)
Top Speed [km/h] (Section)	64.0 (1200-1000)
Race State	Finished



Toowoomba QLD --Professional-2026-05-16  
 Race 3: HARVEY BLACK GROUP BENCHMARK 70 Handicap  
 - 1300m  
 16 May 2026 - 6:05PM  
 Track Rating: Good 4, Weather: Fine, Rail Position: +3m Entire Circuit



Section	L1300	L1200	L1000	L800	L600	L400	L200
Section Times	1:20.17 (0:08.44)	1:11.72 [1] (0:11.51)	1:00.21 [1] (0:12.22)	0:48.00 [1] (0:12.05)	0:35.95 [1] (0:11.92)	0:24.03 [1] (0:11.76)	0:12.27 [1] (0:12.27)
Average Speed [km/h]	44.3	62.6	59.0	59.9	60.7	61.2	58.9
Top Speed [km/h]	60.9	64.0	60.2	61.1	61.7	61.9	60.6
Avg. Dist. to Rail [m]	8.3	1.7	0.5	0.7	0.8	0.6	0.4
Avg. Stride Freq. [Hz]	2.4	2.4	2.3	2.3	2.3	2.4	2.3
Avg. Stride Length [m]	5.9	7.5	7.4	7.3	7.4	7.3	7.4



[ ] Ranking at each section and finish  
 -:-:- No data available at this section  
 NA No data available

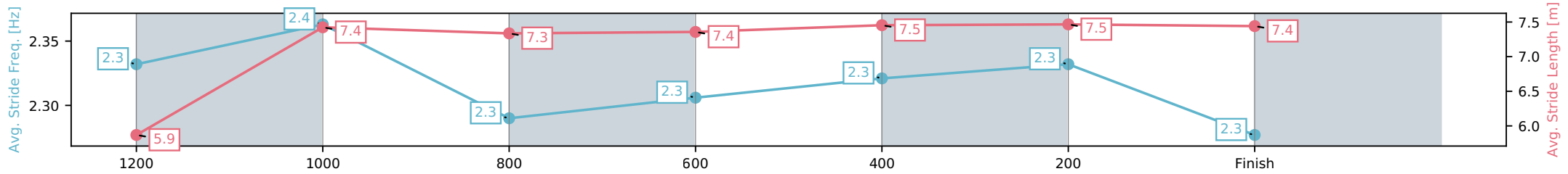
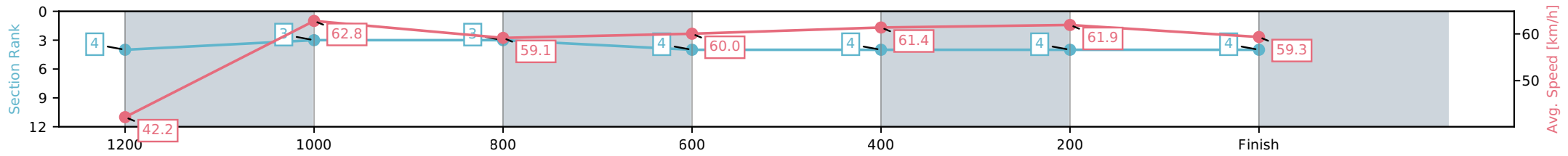
Horse/Jockey Name	Warilla Gorilla/Kelsey Lenton
Finish Rank	4
Fastest Section Time (Section)	0:11.46 (1200-1000)
Top Speed [km/h] (Section)	63.5 (1200-1000)
Race State	Finished



Toowoomba QLD --Professional-2026-05-16  
 Race 3: HARVEY BLACK GROUP BENCHMARK 70 Handicap  
 - 1300m  
 16 May 2026 - 6:05PM  
 Track Rating: Good 4, Weather: Fine, Rail Position: +3m Entire Circuit



Section	L1300	L1200	L1000	L800	L600	L400	L200
Section Times	1:20.25 (0:08.78)	1:11.46 [4] (0:11.46)	1:00.01 [3] (0:12.27)	0:47.73 [3] (0:12.10)	0:35.64 [4] (0:11.80)	0:23.84 [4] (0:11.66)	0:12.19 [4] (0:12.19)
Average Speed [km/h]	42.2	62.8	59.1	60.0	61.4	61.9	59.3
Top Speed [km/h]	59.3	63.5	61.0	61.5	62.8	62.6	61.9
Avg. Dist. to Rail [m]	2.5	1.6	2.2	2.4	1.2	0.5	0.4
Avg. Stride Freq. [Hz]	2.3	2.4	2.3	2.3	2.3	2.3	2.3
Avg. Stride Length [m]	5.9	7.4	7.3	7.4	7.5	7.5	7.4



[ ] Ranking at each section and finish  
 -:-:- No data available at this section  
 NA No data available

Horse/Jockey Name	Trapeze Warrior/Fred Larson
Finish Rank	5
Fastest Section Time (Section)	0:11.65 (400-200)
Top Speed [km/h] (Section)	63.3 (400-200)
Race State	Finished



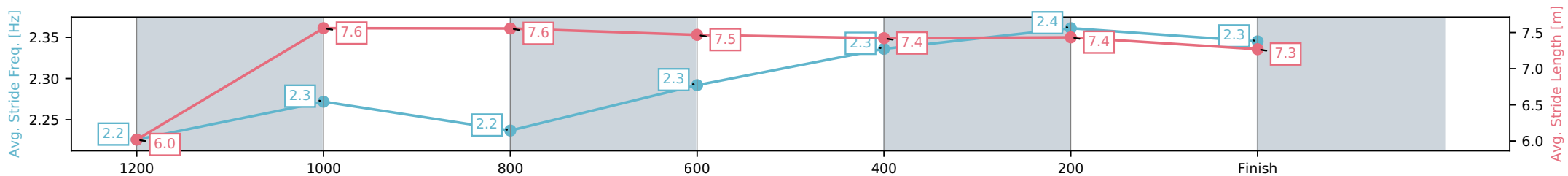
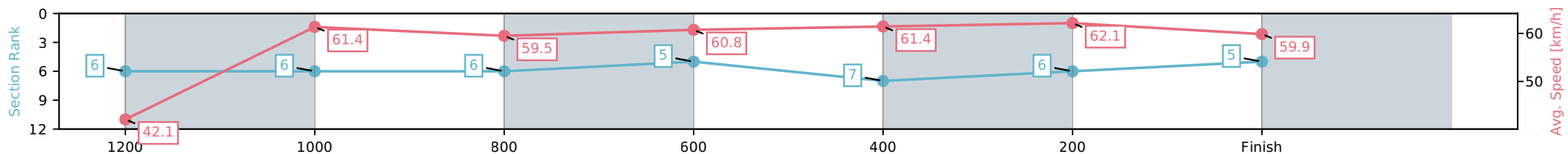
Toowoomba QLD --Professional-2026-05-16  
 Race 3: HARVEY BLACK GROUP BENCHMARK 70 Handicap  
 - 1300m



16 May 2026 - 6:05PM

Track Rating: Good 4, Weather: Fine, Rail Position: +3m Entire Circuit

Section	L1300	L1200	L1000	L800	L600	L400	L200
Section Times	1:20.40 (0:08.94)	1:11.46 [6] (0:11.74)	0:59.71 [6] (0:12.22)	0:47.50 [6] (0:11.95)	0:35.54 [5] (0:11.88)	0:23.66 [7] (0:11.65)	0:12.01 [6] (0:12.01)
Average Speed [km/h]	42.1	61.4	59.5	60.8	61.4	62.1	59.9
Top Speed [km/h]	58.1	62.2	60.8	62.0	62.7	63.3	62.1
Avg. Dist. to Rail [m]	5.8	2.0	2.3	2.4	2.6	2.2	3.3
Avg. Stride Freq. [Hz]	2.2	2.3	2.2	2.3	2.3	2.4	2.3
Avg. Stride Length [m]	6.0	7.6	7.6	7.5	7.4	7.4	7.3



- [ ] Ranking at each section and finish
- :-:- No data available at this section
- NA No data available

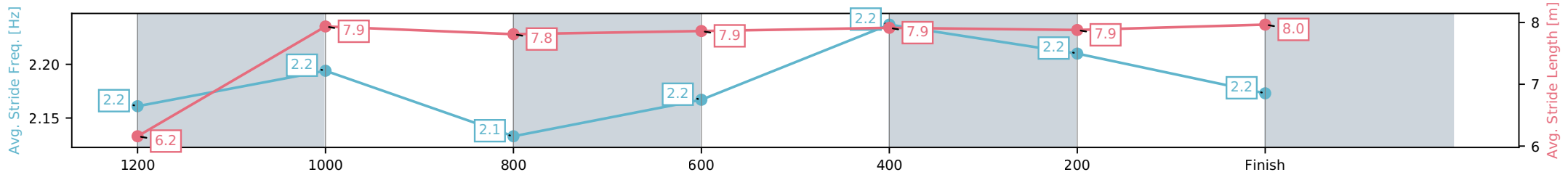
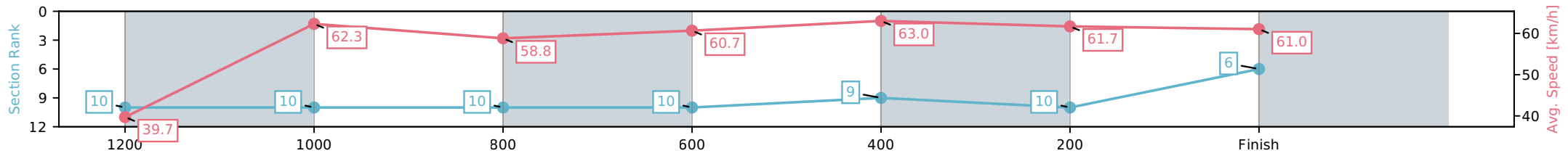
Horse/Jockey Name	Connecticut/Nathan Fazackerley
Finish Rank	6
Fastest Section Time (Section)	0:11.48 (600-400)
Top Speed [km/h] (Section)	63.7 (1200-1000)
Race State	Finished



Toowoomba QLD --Professional-2026-05-16  
 Race 3: HARVEY BLACK GROUP BENCHMARK 70 Handicap  
 - 1300m  
 16 May 2026 - 6:05PM  
 Track Rating: Good 4, Weather: Fine, Rail Position: +3m Entire Circuit



Section	L1300	L1200	L1000	L800	L600	L400	L200
Section Times	1:20.42 (0:09.52)	1:10.90 [10] (0:11.57)	0:59.33 [10] (0:12.37)	0:46.97 [10] (0:11.93)	0:35.04 [10] (0:11.48)	0:23.56 [9] (0:11.79)	0:11.77 [10] (0:11.77)
Average Speed [km/h]	39.7	62.3	58.8	60.7	63.0	61.7	61.0
Top Speed [km/h]	58.1	63.7	61.8	62.3	63.6	62.7	62.9
Avg. Dist. to Rail [m]	5.1	2.6	3.1	1.0	1.2	2.6	2.4
Avg. Stride Freq. [Hz]	2.2	2.2	2.1	2.2	2.2	2.2	2.2
Avg. Stride Length [m]	6.2	7.9	7.8	7.9	7.9	7.9	8.0



[ ] Ranking at each section and finish  
 -:-:- No data available at this section  
 NA No data available

Horse/Jockey Name	Expectant/Hannah Richardson
Finish Rank	7
Fastest Section Time (Section)	0:11.63 (1200-1000)
Top Speed [km/h] (Section)	63.0 (600-400)
Race State	Finished



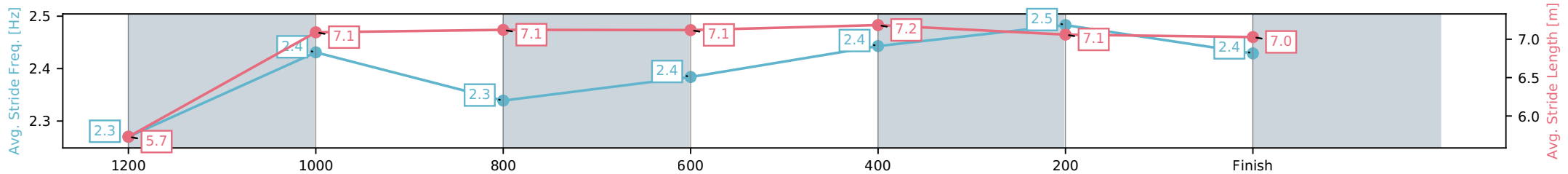
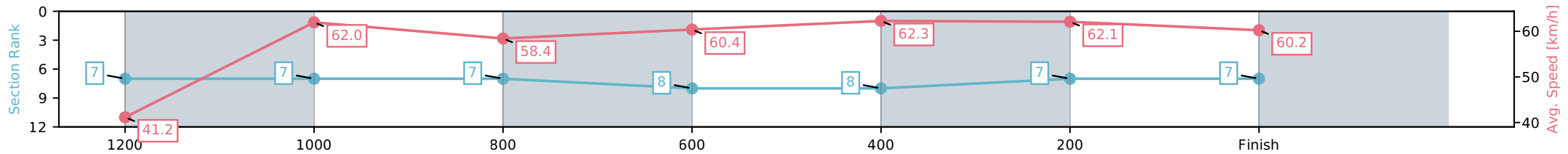
Toowoomba QLD --Professional-2026-05-16  
 Race 3: HARVEY BLACK GROUP BENCHMARK 70 Handicap  
 - 1300m



16 May 2026 - 6:05PM

Track Rating: Good 4, Weather: Fine, Rail Position: +3m Entire Circuit

Section	L1300	L1200	L1000	L800	L600	L400	L200
Section Times	1:20.46 (0:09.08)	1:11.38 [7] (0:11.63)	0:59.76 [7] (0:12.40)	0:47.36 [7] (0:11.96)	0:35.39 [8] (0:11.72)	0:23.67 [8] (0:11.70)	0:11.98 [7] (0:11.98)
Average Speed [km/h]	41.2	62.0	58.4	60.4	62.3	62.1	60.2
Top Speed [km/h]	58.0	62.7	61.5	62.0	63.0	62.9	61.7
Avg. Dist. to Rail [m]	2.7	1.9	1.5	1.6	2.3	2.9	4.2
Avg. Stride Freq. [Hz]	2.3	2.4	2.3	2.4	2.4	2.5	2.4
Avg. Stride Length [m]	5.7	7.1	7.1	7.1	7.2	7.1	7.0



- [ ] Ranking at each section and finish
- :-:- No data available at this section
- NA No data available

Horse/Jockey Name	Unleash/Nozi Tomizawa
Finish Rank	8
Fastest Section Time (Section)	0:11.66 (600-400)
Top Speed [km/h] (Section)	62.8 (600-400)
Race State	Finished



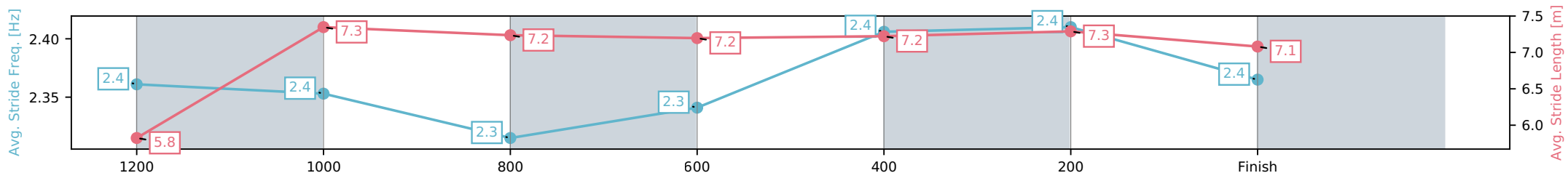
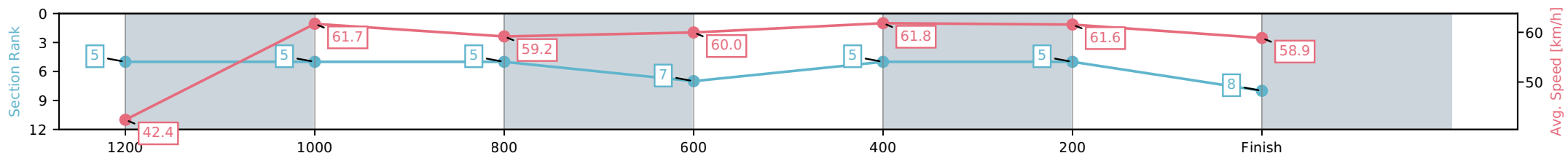
Toowoomba QLD --Professional-2026-05-16  
 Race 3: HARVEY BLACK GROUP BENCHMARK 70 Handicap  
 - 1300m



16 May 2026 - 6:05PM

Track Rating: Good 4, Weather: Fine, Rail Position: +3m Entire Circuit

Section	L1300	L1200	L1000	L800	L600	L400	L200
Section Times	1:20.59 (0:08.81)	1:11.78 [5] (0:11.69)	1:00.10 [5] (0:12.33)	0:47.76 [5] (0:12.06)	0:35.70 [7] (0:11.66)	0:24.04 [5] (0:11.70)	0:12.34 [5] (0:12.34)
Average Speed [km/h]	42.4	61.7	59.2	60.0	61.8	61.6	58.9
Top Speed [km/h]	59.2	62.7	60.2	61.0	62.8	62.0	61.5
Avg. Dist. to Rail [m]	7.1	5.2	3.7	1.9	0.3	0.8	3.0
Avg. Stride Freq. [Hz]	2.4	2.4	2.3	2.3	2.4	2.4	2.4
Avg. Stride Length [m]	5.8	7.3	7.2	7.2	7.2	7.3	7.1



- [ ] Ranking at each section and finish
- :-:- No data available at this section
- NA No data available

Horse/Jockey Name	Katdeel/Georgina Cartwright
Finish Rank	9
Fastest Section Time (Section)	0:11.72 (600-400)
Top Speed [km/h] (Section)	62.8 (400-200)
Race State	Finished



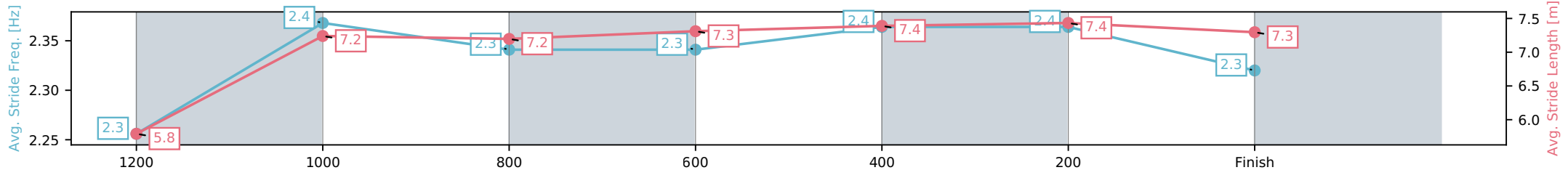
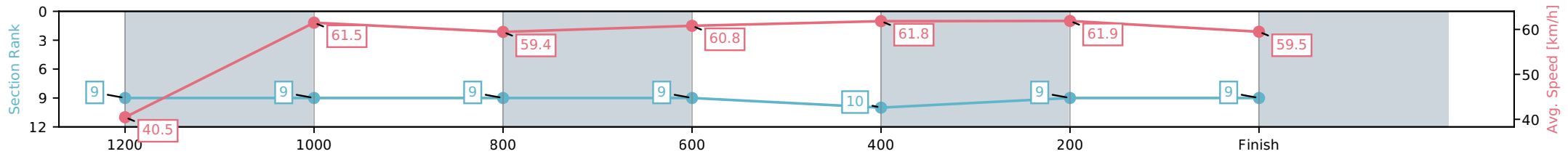
Toowoomba QLD --Professional-2026-05-16  
 Race 3: HARVEY BLACK GROUP BENCHMARK 70 Handicap  
 - 1300m



16 May 2026 - 6:05PM

Track Rating: Good 4, Weather: Fine, Rail Position: +3m Entire Circuit

Section	L1300	L1200	L1000	L800	L600	L400	L200
Section Times	1:20.89 (0:09.34)	1:11.55 [9] (0:11.73)	0:59.82 [9] (0:12.20)	0:47.62 [9] (0:11.88)	0:35.74 [9] (0:11.72)	0:24.02 [10] (0:11.76)	0:12.26 [9] (0:12.26)
Average Speed [km/h]	40.5	61.5	59.4	60.8	61.8	61.9	59.5
Top Speed [km/h]	57.1	62.4	62.0	62.3	62.5	62.8	61.3
Avg. Dist. to Rail [m]	7.3	2.8	2.4	0.8	1.2	3.9	5.7
Avg. Stride Freq. [Hz]	2.3	2.4	2.3	2.3	2.4	2.4	2.3
Avg. Stride Length [m]	5.8	7.2	7.2	7.3	7.4	7.4	7.3



- [ ] Ranking at each section and finish
- :-:- No data available at this section
- NA No data available

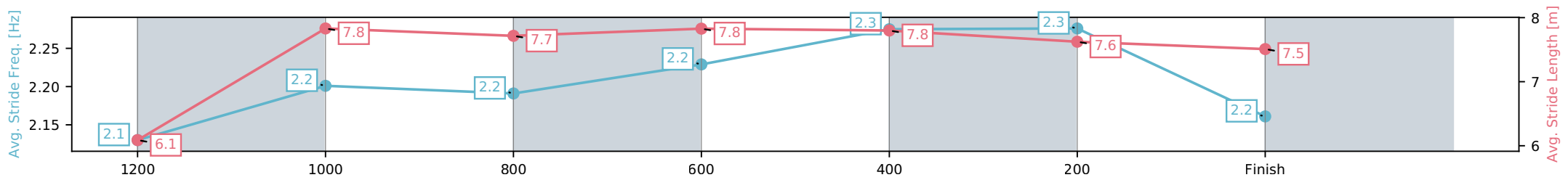
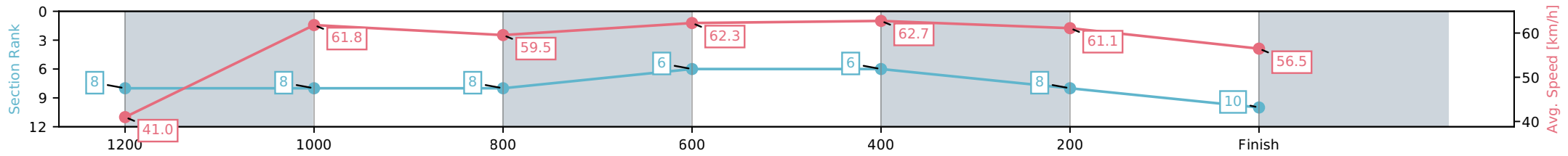
Horse/Jockey Name	Dream Lantern/Ashley Butler
Finish Rank	10
Fastest Section Time (Section)	0:11.67 (1200-1000)
Top Speed [km/h] (Section)	63.7 (800-600)
Race State	Finished



Toowoomba QLD --Professional-2026-05-16  
 Race 3: HARVEY BLACK GROUP BENCHMARK 70 Handicap  
 - 1300m  
 16 May 2026 - 6:05PM  
 Track Rating: Good 4, Weather: Fine, Rail Position: +3m Entire Circuit



Section	L1300	L1200	L1000	L800	L600	L400	L200
Section Times	1:21.34 (0:09.16)	1:12.18 [8] (0:11.67)	1:00.51 [8] (0:12.31)	0:48.19 [8] (0:11.72)	0:36.47 [6] (0:11.72)	0:24.75 [6] (0:11.92)	0:12.83 [8] (0:12.83)
Average Speed [km/h]	41.0	61.8	59.5	62.3	62.7	61.1	56.5
Top Speed [km/h]	57.9	62.7	62.0	63.7	63.1	62.1	59.8
Avg. Dist. to Rail [m]	10.3	5.4	5.0	4.3	4.0	3.8	4.0
Avg. Stride Freq. [Hz]	2.1	2.2	2.2	2.2	2.3	2.3	2.2
Avg. Stride Length [m]	6.1	7.8	7.7	7.8	7.8	7.6	7.5



[ ] Ranking at each section and finish  
 -:-:- No data available at this section  
 NA No data available



# Toowoomba QLD

## Race 4: HOPE HORIZONS BENCHMARK 60 Handicap - 1890m

16 May 2026 - 6:37PM



Track Rating: Good 4, Weather: Fine, Rail Position: +3m Entire Circuit

Field Times (Race Tempo)      2:02.45 (0:23.44)    1:39.01 (0:11.57)    1:27.44 (0:11.93)    1:15.51 (0:12.96)    1:02.55 (0:13.29)    0:49.26 (0:12.36)    0:36.91 (0:12.24)    0:24.66 (0:12.22)

Rank	TAB#	Horse	Overall Time	First 400m	Top Speed km/h (Section)	L1890	L1600	L1400	L1200	L1000	L800	L600	L400
	(BAR#)	Jockey	Margin (DT-W)	Last 600m	Fastest Section (Time)	Start - 1600	1600 - 1400	1400 - 1200	1200 - 1000	1000 - 800	800 - 600	600 - 400	400 - 200
1	6	Samurai Warrior	2:02.45	0:30.49	64.1 (1600-1400)	2:02.45	1:38.37 [6]	1:26.84 [6]	1:14.83 [6]	1:01.90 [5]	0:48.51 [5]	0:36.34 [5]	0:24.26 [4]
	(8)	Nozi Tomizawa		0:36.34	1600-1400 (0:11.54)	(0:24.08)	(0:11.54)	(0:12.01)	(0:12.92)	(0:13.40)	(0:12.17)	(0:12.08)	(0:11.92)
2	12	Propose	2:02.60	0:30.31	64.3 (1600-1400)	2:02.60	1:38.64 [5]	1:27.15 [5]	1:15.17 [5]	1:01.87 [6]	0:48.01 [10]	0:36.03 [10]	0:24.01 [9]
	(2)	Fred Larson	0.9L (-15)	0:36.04	1600-1400 (0:11.49)	(0:23.96)	(0:11.49)	(0:11.98)	(0:13.30)	(0:13.85)	(0:11.98)	(0:12.03)	(0:11.83)
3	3	Rugby	2:02.70	0:30.18	64.5 (1600-1400)	2:02.70	1:38.94 [4]	1:27.44 [3]	1:15.38 [4]	1:02.30 [4]	0:48.84 [4]	0:36.68 [4]	0:24.45 [5]
	(1)	Micheal Hellyer	1.5L (-14)	0:36.68	1600-1400 (0:11.50)	(0:23.76)	(0:11.50)	(0:12.06)	(0:13.08)	(0:13.46)	(0:12.16)	(0:12.23)	(0:11.99)
4	17	Jorum	2:02.74	0:30.16	63.5 (1400-1200)	2:02.74	1:39.01 [3]	1:27.44 [4]	1:15.51 [3]	1:02.60 [3]	0:49.29 [2]	0:37.04 [2]	0:24.87 [2]
	(11)	Kenji Yoshida	1.7L (-6)	0:37.05	1600-1400 (0:11.57)	(0:23.73)	(0:11.57)	(0:11.94)	(0:12.91)	(0:13.31)	(0:12.24)	(0:12.18)	(0:12.25)
5	1	Fire And Light	2:02.79	0:30.87	64.0 (1400-1200)	2:02.79	1:38.43 [7]	1:26.84 [7]	1:14.91 [8]	1:01.96 [7]	0:48.67 [6]	0:36.59 [6]	0:24.49 [6]
	(7)	Chloe Lowe	2.0L (-2)	0:36.59	1600-1400 (0:11.59)	(0:24.36)	(0:11.59)	(0:11.93)	(0:12.96)	(0:13.28)	(0:12.08)	(0:12.10)	(0:12.00)
6	5	Heavenly Love	2:02.85	0:30.03	63.9 (1400-1200)	2:02.85	1:39.17 [2]	1:27.70 [2]	1:15.91 [1]	1:02.95 [1]	0:49.66 [1]	0:37.30 [1]	0:25.06 [1]
	(10)	Aidan Keeley	2.4L (-15)	0:37.30	1600-1400 (0:11.47)	(0:23.68)	(0:11.47)	(0:11.79)	(0:12.96)	(0:13.29)	(0:12.36)	(0:12.24)	(0:12.22)
7	14	Haberfield	2:02.92	0:31.80	62.7 (1600-1400)	2:02.92	1:37.69 [12]	1:25.90 [11]	1:14.28 [11]	1:01.54 [12]	0:48.02 [12]	0:36.10 [11]	0:24.22 [11]
	(5)	Kelsey Lenton	2.8L (-15)	0:36.10	1400-1200 (0:11.62)	(0:25.23)	(0:11.79)	(0:11.62)	(0:12.74)	(0:13.52)	(0:11.93)	(0:11.88)	(0:11.91)
8	16	Pellinor	2:03.03	0:31.21	65.0 (1400-1200)	2:03.03	1:38.34 [9]	1:26.68 [9]	1:15.00 [9]	1:01.90 [9]	0:48.60 [9]	0:36.53 [9]	0:24.45 [8]
	(12)	Charlie Bennett	3.4L (-7)	0:36.53	1600-1400 (0:11.66)	(0:24.69)	(0:11.66)	(0:11.68)	(0:13.10)	(0:13.30)	(0:12.07)	(0:12.08)	(0:12.12)
9	10	Moonfleet	2:03.14	0:29.82	63.0 (1600-1400)	2:03.14	1:39.70 [1]	1:28.13 [1]	1:16.09 [2]	1:03.04 [2]	0:49.62 [3]	0:37.28 [3]	0:24.98 [3]
	(3)	Ashley Butler	4.1L (-17)	0:37.28	1600-1400 (0:11.57)	(0:23.44)	(0:11.57)	(0:12.04)	(0:13.06)	(0:13.41)	(0:12.34)	(0:12.30)	(0:12.04)
10	9	Likeabeel	2:03.53	0:30.91	63.0 (1400-1200)	2:03.53	1:39.14 [8]	1:27.50 [8]	1:15.71 [7]	1:02.68 [8]	0:49.24 [7]	0:37.07 [8]	0:24.92 [10]
	(9)	Julie Busuttin	6.3L (-17)	0:37.06	1600-1400 (0:11.64)	(0:24.39)	(0:11.64)	(0:11.80)	(0:13.03)	(0:13.43)	(0:12.18)	(0:12.14)	(0:12.10)

Scratched: Garinion Righ (#4), Whatjeudoin' (#7), Hell To The Line (#8), Stoicism (#11), Cheerful Cat (#15), Heroic Beach (#18), Bolero (#19), Besiege (#20)

Report Created: Sat 16 May 2026

(Note: Races are conducted over an approximate distance as close as possible to the advertised distance, and recorded data may vary accordingly. Official times refer to race times only and do not include handicap times.)

[ ] Position in running at each section and finish    TAB# Saddle cloth number

Fastest split

-:-:- No data available at this section

BAR# Barrier/Gate Position

Fastest section

NA No data available

DNF Did not finish

DNT Did not track

DT-W Distance travelled compared to winner in metres



**Toowoomba QLD**  
**Race 4: HOPE HORIZONS BENCHMARK 60 Handicap - 1890m**  
 16 May 2026 - 6:37PM



Track Rating: Good 4, Weather: Fine, Rail Position: +3m Entire Circuit

Field Times  
(Race Tempo)

2:02.45 (0:23.44)    1:39.01 (0:11.57)    1:27.44 (0:11.93)    1:15.51 (0:12.96)    1:02.55 (0:13.29)    0:49.26 (0:12.36)    0:36.91 (0:12.24)    0:24.66 (0:12.22)

Rank	TAB# (BAR#)	Horse Jockey	Overall Time Margin (DT-W)	First 400m Last 600m	Top Speed km/h (Section) Fastest Section (Time)	L1890	L1600	L1400	L1200	L1000	L800	L600	L400
						Start - 1600	1600 - 1400	1400 - 1200	1200 - 1000	1000 - 800	800 - 600	600 - 400	400 - 200
11	13	Attack Force	2:04.35	0:31.83	62.7 (1200-1000)	2:04.35	1:39.30 [11]	1:27.29 [12]	1:15.56 [12]	1:03.16 [11]	0:49.68 [11]	0:37.45 [12]	0:25.21 [12]
	(6)	Nathan Fazackerley	11.2L (-2)	0:37.45	1400-1200 (0:11.73)	(0:25.04)	(0:12.01)	(0:11.73)	(0:12.40)	(0:13.48)	(0:12.23)	(0:12.24)	(0:12.37)
12	2	Michifuku	2:13.52	0:31.34	62.7 (1400-1200)	2:13.52	1:48.80 [10]	1:37.04 [10]	1:25.40 [10]	1:12.38 [10]	0:59.16 [8]	0:47.20 [7]	0:35.13 [7]
	(4)	Stacey Callow	65.1L (-11)	0:47.20	1400-1200 (0:11.64)	(0:24.72)	(0:11.76)	(0:11.64)	(0:13.02)	(0:13.22)	(0:11.96)	(0:12.07)	(0:13.81)

Scratched: Garinion Righ (#4), Whatjeudoin' (#7), Hell To The Line (#8), Stoicism (#11), Cheerful Cat (#15), Heroic Beach (#18), Bolero (#19), Besiege (#20)

Report Created: Sat 16 May 2026

(Note: Races are conducted over an approximate distance as close as possible to the advertised distance, and recorded data may vary accordingly. Official times refer to race times only and do not include handicap times.)

[ ] Position in running at each section and finish    TAB# Saddle cloth number  
 -:-:- No data available at this section    BAR# Barrier/Gate Position  
 NA No data available    DNF Did not finish  
 DNT Did not track    DT-W Distance travelled compared to winner in metres

Fastest split  
 Fastest section



**Toowoomba QLD**  
**Race 4: HOPE HORIZONS BENCHMARK 60 Handicap - 1890m**  
 16 May 2026 - 6:37PM



Track Rating: Good 4, Weather: Fine, Rail Position: +3m Entire Circuit

Field Times                      0:12.44  
 (Race Tempo)                      (0:12.44)

Rank	TAB#	Horse	Overall Time	First 400m	Top Speed km/h (Section)	L200									
	(BAR#)	Jockey	Margin (DT-W)	Last 600m	Fastest Section (Time)	200 - Finish									
1	6	Samurai Warrior	2:02.45	0:30.49	64.1 (1600-1400)	0:12.34 [2]									
	(8)	Nozi Tomizawa		0:36.34	1600-1400 (0:11.54)	(0:12.34)									
2	12	Propose	2:02.60	0:30.31	64.3 (1600-1400)	0:12.18 [7]									
	(2)	Fred Larson	0.9L (-15)	0:36.04	1600-1400 (0:11.49)	(0:12.18)									
3	3	Rugby	2:02.70	0:30.18	64.5 (1600-1400)	0:12.46 [5]									
	(1)	Micheal Hellyer	1.5L (-14)	0:36.68	1600-1400 (0:11.50)	(0:12.46)									
4	17	Jorum	2:02.74	0:30.16	63.5 (1400-1200)	0:12.62 [3]									
	(11)	Kenji Yoshida	1.7L (-6)	0:37.05	1600-1400 (0:11.57)	(0:12.62)									
5	1	Fire And Light	2:02.79	0:30.87	64.0 (1400-1200)	0:12.49 [6]									
	(7)	Chloe Lowe	2.0L (-2)	0:36.59	1600-1400 (0:11.59)	(0:12.49)									
6	5	Heavenly Love	2:02.85	0:30.03	63.9 (1400-1200)	0:12.84 [1]									
	(10)	Aidan Keeley	2.4L (-15)	0:37.30	1600-1400 (0:11.47)	(0:12.84)									
7	14	Haberfield	2:02.92	0:31.80	62.7 (1600-1400)	0:12.31 [8]									
	(5)	Kelsey Lenton	2.8L (-15)	0:36.10	1400-1200 (0:11.62)	(0:12.31)									
8	16	Pellinor	2:03.03	0:31.21	65.0 (1400-1200)	0:12.33 [9]									
	(12)	Charlie Bennett	3.4L (-7)	0:36.53	1600-1400 (0:11.66)	(0:12.33)									
9	10	Moonfleet	2:03.14	0:29.82	63.0 (1600-1400)	0:12.94 [4]									
	(3)	Ashley Butler	4.1L (-17)	0:37.28	1600-1400 (0:11.57)	(0:12.94)									
10	9	Likeabeel	2:03.53	0:30.91	63.0 (1400-1200)	0:12.82 [10]									
	(9)	Julie Busuttin	6.3L (-17)	0:37.06	1600-1400 (0:11.64)	(0:12.82)									

Scratched: Garinion Righ (#4), Whatjeudoin' (#7), Hell To The Line (#8), Stoicism (#11), Cheerful Cat (#15), Heroic Beach (#18), Bolero (#19), Besiege (#20)

Report Created: Sat 16 May 2026

(Note: Races are conducted over an approximate distance as close as possible to the advertised distance, and recorded data may vary accordingly. Official times refer to race times only and do not include handicap times.)

- [ ] Position in running at each section and finish    TAB# Saddle cloth number
- :-:- No data available at this section                    BAR# Barrier/Gate Position
- NA No data available    DNF Did not finish
- DNT Did not track     DT-W Distance travelled compared to winner in metres

- Fastest split
- Fastest section



**Toowoomba QLD**  
**Race 4: HOPE HORIZONS BENCHMARK 60 Handicap - 1890m**  
 16 May 2026 - 6:37PM



Track Rating: Good 4, Weather: Fine, Rail Position: +3m Entire Circuit

Field Times                      0:12.44  
 (Race Tempo)                    (0:12.44)

Rank	TAB#	Horse	Overall Time	First 400m	Top Speed km/h (Section)	L200							
	(BAR#)	Jockey	Margin (DT-W)	Last 600m	Fastest Section (Time)	200 - Finish							
11	13	Attack Force	2:04.35	0:31.83	62.7 (1200-1000)	0:12.84 [11]							
	(6)	Nathan Fazackerley	11.2L (-2)	0:37.45	1400-1200 (0:11.73)	(0:12.84)							
12	2	Michifuku	2:13.52	0:31.34	62.7 (1400-1200)	0:21.32 [12]							
	(4)	Stacey Callow	65.1L (-11)	0:47.20	1400-1200 (0:11.64)	(0:21.32)							

Scratched: Garinion Righ (#4), Whatjeudoin' (#7), Hell To The Line (#8), Stoicism (#11), Cheerful Cat (#15), Heroic Beach (#18), Bolero (#19), Besiege (#20)

Report Created: Sat 16 May 2026

(Note: Races are conducted over an approximate distance as close as possible to the advertised distance, and recorded data may vary accordingly. Official times refer to race times only and do not include handicap times.)

[ ] Position in running at each section and finish    TAB# Saddle cloth number

:-:-- No data available at this section

NA No data available

DNT Did not track

BAR# Barrier/Gate Position

DNF Did not finish

DT-W Distance travelled compared to winner in metres

Fastest split

Fastest section

Horse/Jockey Name	Samurai Warrior/Nozi Tomizawa
Finish Rank	1
Fastest Section Time (Section)	0:11.54 (1600-1400)
Top Speed [km/h] (Section)	64.1 (1600-1400)
Race State	Finished



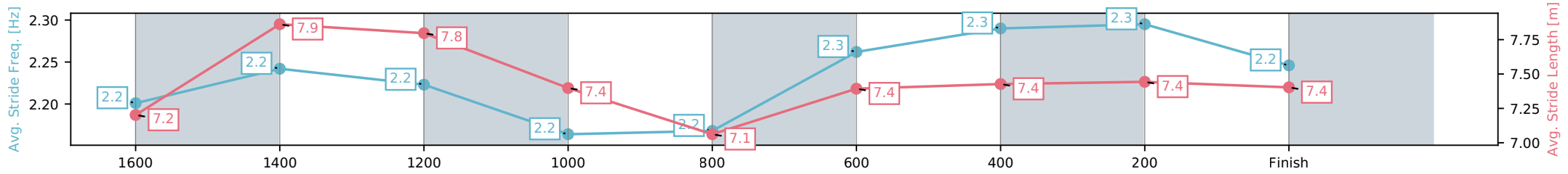
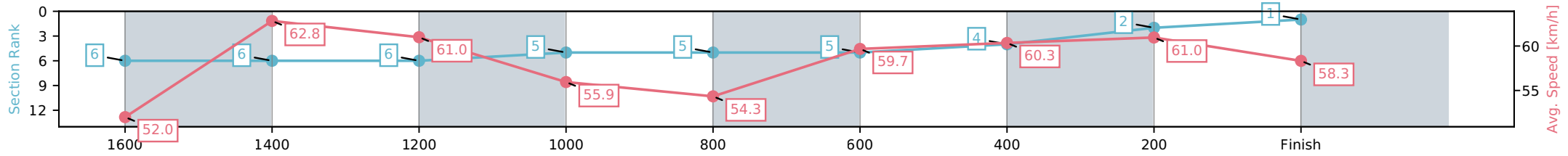
Toowoomba QLD --Professional-2026-05-16  
 Race 4: HOPE HORIZONS BENCHMARK 60 Handicap - 1890m



16 May 2026 - 6:37PM

Track Rating: Good 4, Weather: Fine, Rail Position: +3m Entire Circuit

Section	L1890	L1600	L1400	L1200	L1000	L800	L600	L400	L200
Section Times	2:02.45 (0:24.08)	1:38.37 [6] (0:11.54)	1:26.84 [6] (0:12.01)	1:14.83 [6] (0:12.92)	1:01.90 [5] (0:13.40)	0:48.51 [5] (0:12.17)	0:36.34 [5] (0:12.08)	0:24.26 [4] (0:11.92)	0:12.34 [2] (0:12.34)
Average Speed [km/h]	52.0	62.8	61.0	55.9	54.3	59.7	60.3	61.0	58.3
Top Speed [km/h]	61.5	64.1	63.0	58.8	56.4	60.8	61.2	62.0	60.5
Avg. Dist. to Rail [m]	4.9	2.2	3.3	3.6	3.2	2.2	2.3	3.6	5.6
Avg. Stride Freq. [Hz]	2.2	2.2	2.2	2.2	2.2	2.3	2.3	2.3	2.2
Avg. Stride Length [m]	7.2	7.9	7.8	7.4	7.1	7.4	7.4	7.4	7.4



[ ] Ranking at each section and finish  
 -:-:- No data available at this section  
 NA No data available

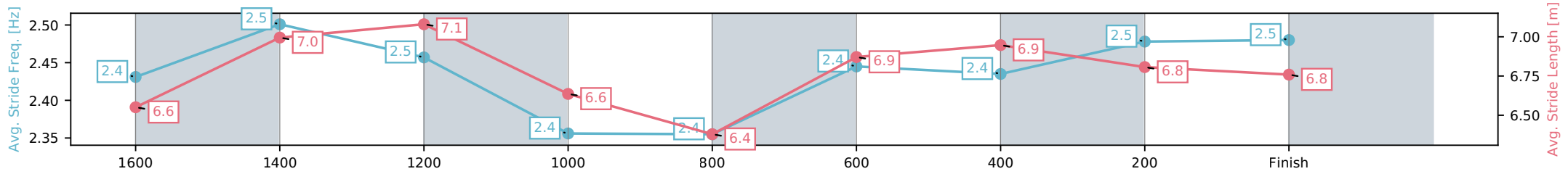
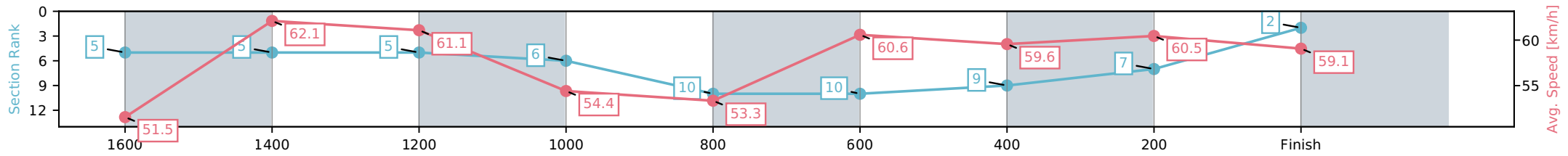
Horse/Jockey Name	Propose/Fred Larson
Finish Rank	2
Fastest Section Time (Section)	0:11.49 (1600-1400)
Top Speed [km/h] (Section)	64.3 (1600-1400)
Race State	Finished



Toowoomba QLD --Professional-2026-05-16  
 Race 4: HOPE HORIZONS BENCHMARK 60 Handicap - 1890m  
 16 May 2026 - 6:37PM  
 Track Rating: Good 4, Weather: Fine, Rail Position: +3m Entire Circuit



Section	L1890	L1600	L1400	L1200	L1000	L800	L600	L400	L200
Section Times	2:02.60 (0:23.96)	1:38.64 [5] (0:11.49)	1:27.15 [5] (0:11.98)	1:15.17 [5] (0:13.30)	1:01.87 [6] (0:13.85)	0:48.01 [10] (0:11.98)	0:36.03 [10] (0:12.03)	0:24.01 [9] (0:11.83)	0:12.18 [7] (0:12.18)
Average Speed [km/h]	51.5	62.1	61.1	54.4	53.3	60.6	59.6	60.5	59.1
Top Speed [km/h]	60.8	64.3	62.9	56.7	56.2	61.7	60.4	61.9	60.7
Avg. Dist. to Rail [m]	6.4	1.5	2.5	7.6	7.2	1.9	1.2	2.0	0.8
Avg. Stride Freq. [Hz]	2.4	2.5	2.5	2.4	2.4	2.4	2.4	2.5	2.5
Avg. Stride Length [m]	6.6	7.0	7.1	6.6	6.4	6.9	6.9	6.8	6.8



[ ] Ranking at each section and finish  
 -:-:- No data available at this section  
 NA No data available

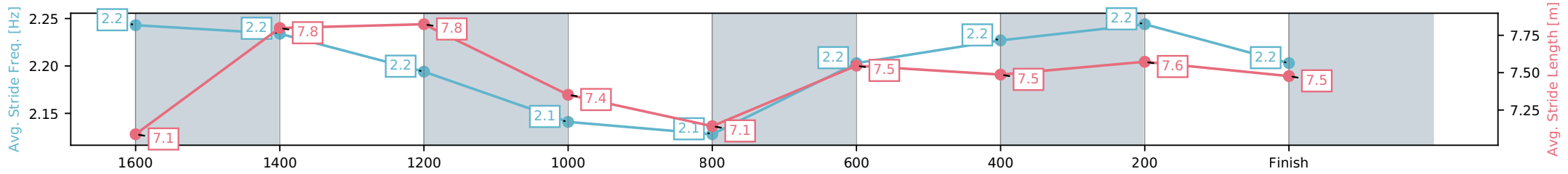
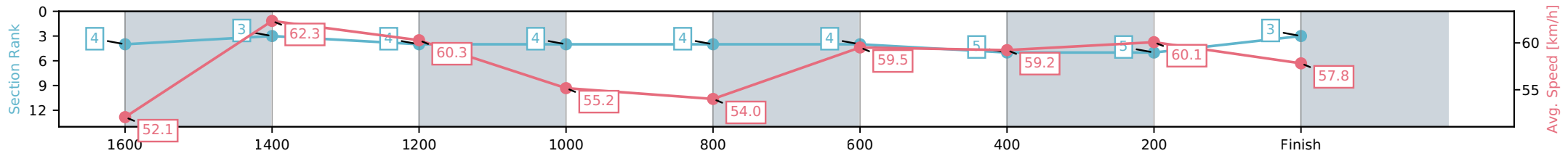
Horse/Jockey Name	Rugby/Micheal Hellyer
Finish Rank	3
Fastest Section Time (Section)	0:11.50 (1600-1400)
Top Speed [km/h] (Section)	64.5 (1600-1400)
Race State	Finished



Toowoomba QLD --Professional-2026-05-16  
 Race 4: HOPE HORIZONS BENCHMARK 60 Handicap - 1890m  
 16 May 2026 - 6:37PM  
 Track Rating: Good 4, Weather: Fine, Rail Position: +3m Entire Circuit



Section	L1890	L1600	L1400	L1200	L1000	L800	L600	L400	L200
Section Times	2:02.70 (0:23.76)	1:38.94 [4] (0:11.50)	1:27.44 [3] (0:12.06)	1:15.38 [4] (0:13.08)	1:02.30 [4] (0:13.46)	0:48.84 [4] (0:12.16)	0:36.68 [4] (0:12.23)	0:24.45 [5] (0:11.99)	0:12.46 [5] (0:12.46)
Average Speed [km/h]	52.1	62.3	60.3	55.2	54.0	59.5	59.2	60.1	57.8
Top Speed [km/h]	60.3	64.5	62.0	57.8	57.2	60.7	59.6	60.9	60.6
Avg. Dist. to Rail [m]	5.8	0.6	2.1	4.8	3.7	2.0	1.7	0.5	0.5
Avg. Stride Freq. [Hz]	2.2	2.2	2.2	2.1	2.1	2.2	2.2	2.2	2.2
Avg. Stride Length [m]	7.1	7.8	7.8	7.4	7.1	7.5	7.5	7.6	7.5



[ ] Ranking at each section and finish  
 -.-.- No data available at this section  
 NA No data available

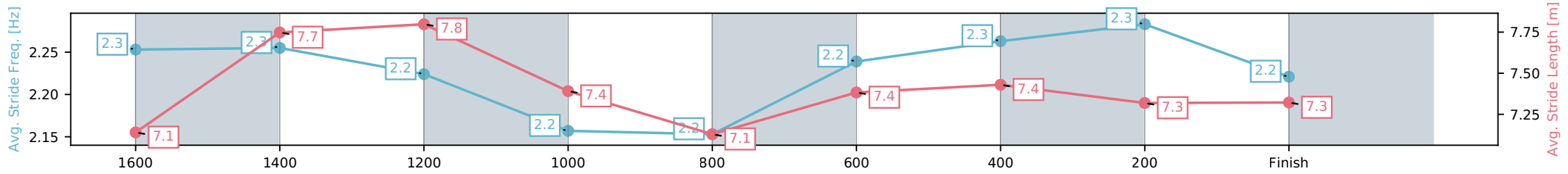
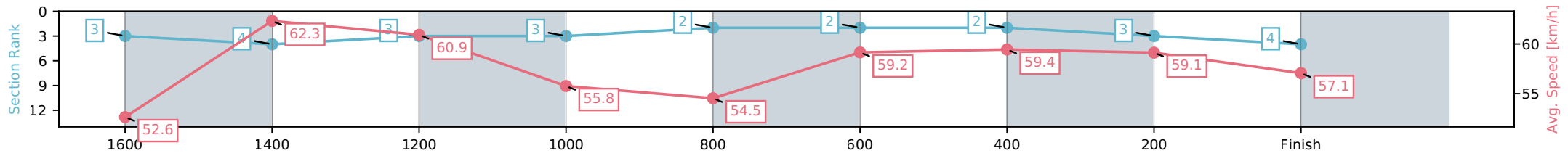
Horse/Jockey Name	Jorum/Kenji Yoshida
Finish Rank	4
Fastest Section Time (Section)	0:11.57 (1600-1400)
Top Speed [km/h] (Section)	63.5 (1400-1200)
Race State	Finished



Toowoomba QLD --Professional-2026-05-16  
 Race 4: HOPE HORIZONS BENCHMARK 60 Handicap - 1890m  
 16 May 2026 - 6:37PM  
 Track Rating: Good 4, Weather: Fine, Rail Position: +3m Entire Circuit



Section	L1890	L1600	L1400	L1200	L1000	L800	L600	L400	L200
Section Times	2:02.74 (0:23.73)	1:39.01 [3] (0:11.57)	1:27.44 [4] (0:11.94)	1:15.51 [3] (0:12.91)	1:02.60 [3] (0:13.31)	0:49.29 [2] (0:12.24)	0:37.04 [2] (0:12.18)	0:24.87 [2] (0:12.25)	0:12.62 [3] (0:12.62)
Average Speed [km/h]	52.6	62.3	60.9	55.8	54.5	59.2	59.4	59.1	57.1
Top Speed [km/h]	61.5	63.4	63.5	58.7	55.8	60.0	60.1	59.7	58.9
Avg. Dist. to Rail [m]	5.2	0.6	1.6	2.7	2.3	1.8	1.3	2.2	3.1
Avg. Stride Freq. [Hz]	2.3	2.3	2.2	2.2	2.2	2.2	2.3	2.3	2.2
Avg. Stride Length [m]	7.1	7.7	7.8	7.4	7.1	7.4	7.4	7.3	7.3



Report Created: Sat 16 May 2026 (Note: Timing is based on positional data)

- [ ] Ranking at each section and finish
- :-:- No data available at this section
- NA No data available

Horse/Jockey Name	Fire And Light/Chloe Lowe
Finish Rank	5
Fastest Section Time (Section)	0:11.59 (1600-1400)
Top Speed [km/h] (Section)	64.0 (1400-1200)
Race State	Finished



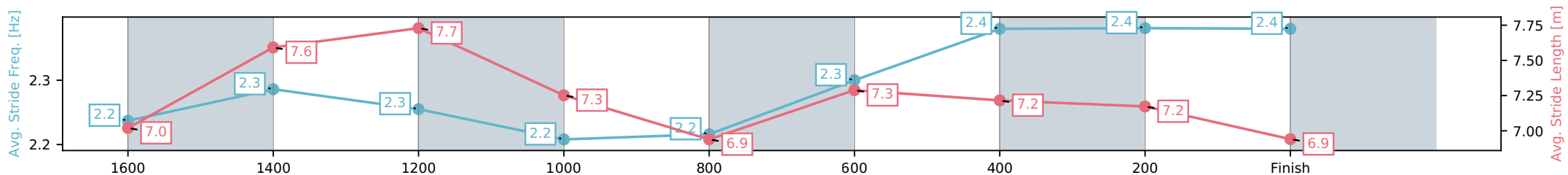
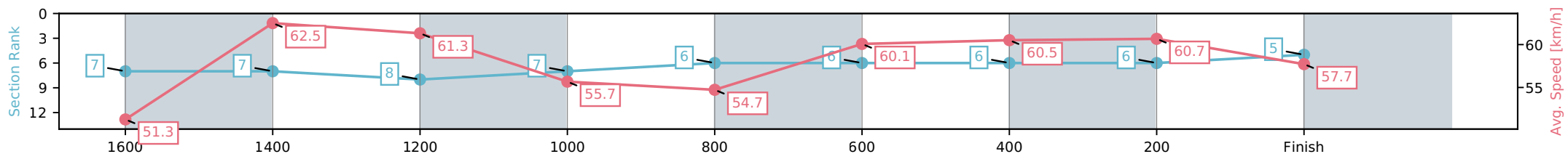
Toowoomba QLD --Professional-2026-05-16  
 Race 4: HOPE HORIZONS BENCHMARK 60 Handicap - 1890m



16 May 2026 - 6:37PM

Track Rating: Good 4, Weather: Fine, Rail Position: +3m Entire Circuit

Section	L1890	L1600	L1400	L1200	L1000	L800	L600	L400	L200
Section Times	2:02.79 (0:24.36)	1:38.43 [7] (0:11.59)	1:26.84 [7] (0:11.93)	1:14.91 [8] (0:12.96)	1:01.96 [7] (0:13.28)	0:48.67 [6] (0:12.08)	0:36.59 [6] (0:12.10)	0:24.49 [6] (0:12.00)	0:12.49 [6] (0:12.49)
Average Speed [km/h]	51.3	62.5	61.3	55.7	54.7	60.1	60.5	60.7	57.7
Top Speed [km/h]	60.6	64.0	64.0	59.9	56.6	61.4	61.3	61.5	59.7
Avg. Dist. to Rail [m]	4.3	2.0	2.9	3.8	2.9	2.7	3.2	4.2	6.0
Avg. Stride Freq. [Hz]	2.2	2.3	2.3	2.2	2.2	2.3	2.4	2.4	2.4
Avg. Stride Length [m]	7.0	7.6	7.7	7.3	6.9	7.3	7.2	7.2	6.9



[ ] Ranking at each section and finish  
 -:-:- No data available at this section  
 NA No data available

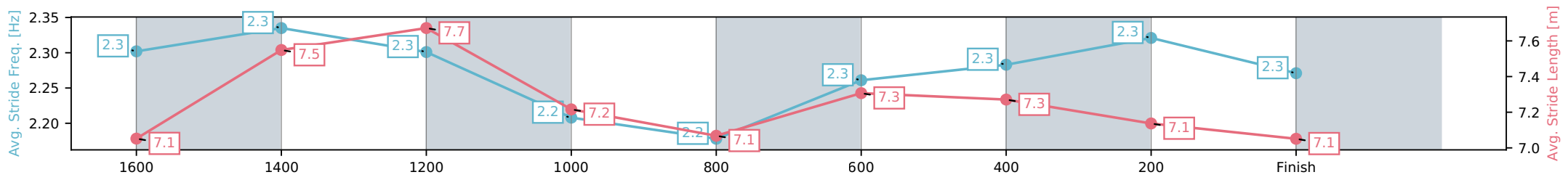
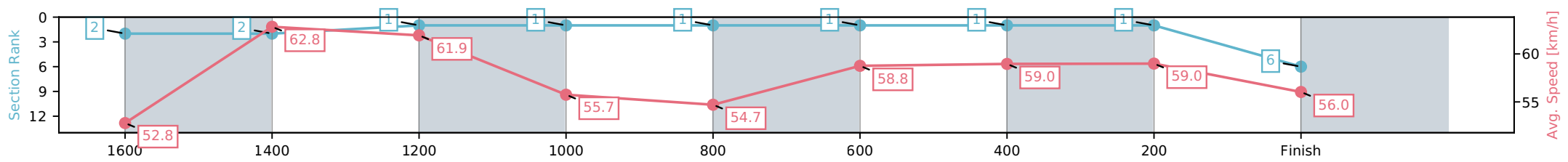
Horse/Jockey Name	Heavenly Love/Aidan Keeley
Finish Rank	6
Fastest Section Time (Section)	0:11.47 (1600-1400)
Top Speed [km/h] (Section)	63.9 (1400-1200)
Race State	Finished



Toowoomba QLD --Professional-2026-05-16  
 Race 4: HOPE HORIZONS BENCHMARK 60 Handicap - 1890m  
 16 May 2026 - 6:37PM  
 Track Rating: Good 4, Weather: Fine, Rail Position: +3m Entire Circuit



Section	L1890	L1600	L1400	L1200	L1000	L800	L600	L400	L200
Section Times	2:02.85 (0:23.68)	1:39.17 [2] (0:11.47)	1:27.70 [2] (0:11.79)	1:15.91 [1] (0:12.96)	1:02.95 [1] (0:13.29)	0:49.66 [1] (0:12.36)	0:37.30 [1] (0:12.24)	0:25.06 [1] (0:12.22)	0:12.84 [1] (0:12.84)
Average Speed [km/h]	52.8	62.8	61.9	55.7	54.7	58.8	59.0	59.0	56.0
Top Speed [km/h]	62.3	63.9	63.9	58.6	56.8	59.2	59.2	59.4	58.3
Avg. Dist. to Rail [m]	4.2	0.5	2.5	3.8	3.1	2.3	0.8	0.4	0.3
Avg. Stride Freq. [Hz]	2.3	2.3	2.3	2.2	2.2	2.3	2.3	2.3	2.3
Avg. Stride Length [m]	7.1	7.5	7.7	7.2	7.2	7.1	7.3	7.3	7.1



Report Created: Sat 16 May 2026 (Note: Timing is based on positional data)

[ ] Ranking at each section and finish  
 -.-.- No data available at this section  
 NA No data available

Horse/Jockey Name	Haberfield/Kelsey Lenton
Finish Rank	7
Fastest Section Time (Section)	0:11.62 (1400-1200)
Top Speed [km/h] (Section)	62.7 (1600-1400)
Race State	Finished



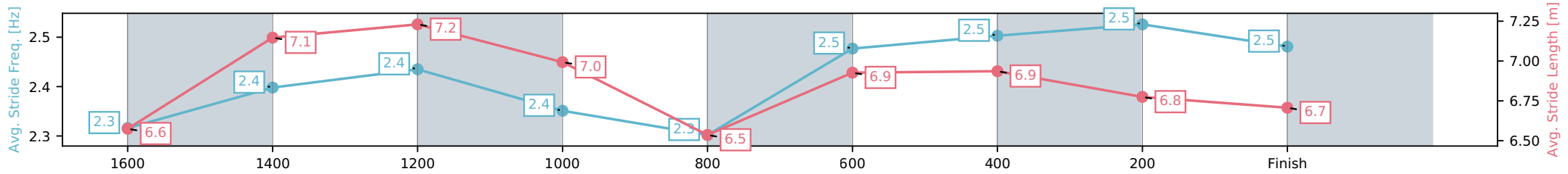
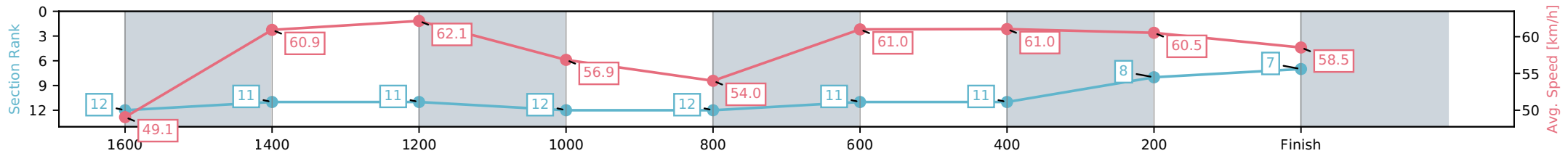
Toowoomba QLD --Professional-2026-05-16  
 Race 4: HOPE HORIZONS BENCHMARK 60 Handicap - 1890m



16 May 2026 - 6:37PM

Track Rating: Good 4, Weather: Fine, Rail Position: +3m Entire Circuit

Section	L1890	L1600	L1400	L1200	L1000	L800	L600	L400	L200
Section Times	2:02.92 (0:25.23)	1:37.69 [12] (0:11.79)	1:25.90 [11] (0:11.62)	1:14.28 [11] (0:12.74)	1:01.54 [12] (0:13.52)	0:48.02 [12] (0:11.93)	0:36.10 [11] (0:11.88)	0:24.22 [11] (0:11.91)	0:12.31 [8] (0:12.31)
Average Speed [km/h]	49.1	60.9	62.1	56.9	54.0	61.0	61.0	60.5	58.5
Top Speed [km/h]	61.1	62.7	62.4	61.3	58.9	62.6	62.3	61.1	60.0
Avg. Dist. to Rail [m]	4.0	0.6	1.3	4.8	4.7	3.0	1.3	0.7	2.7
Avg. Stride Freq. [Hz]	2.3	2.4	2.4	2.4	2.3	2.5	2.5	2.5	2.5
Avg. Stride Length [m]	6.6	7.1	7.2	7.0	6.5	6.9	6.9	6.8	6.7



[ ] Ranking at each section and finish  
 -:-:- No data available at this section  
 NA No data available

Horse/Jockey Name	Pellinor/Charlie Bennett
Finish Rank	8
Fastest Section Time (Section)	0:11.66 (1600-1400)
Top Speed [km/h] (Section)	65.0 (1400-1200)
Race State	Finished



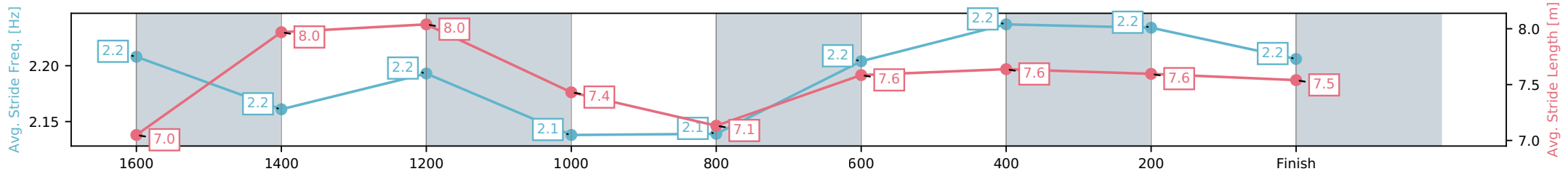
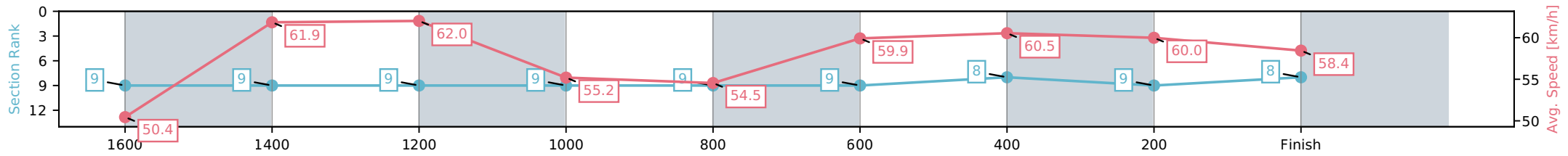
Toowoomba QLD --Professional-2026-05-16  
 Race 4: HOPE HORIZONS BENCHMARK 60 Handicap - 1890m



16 May 2026 - 6:37PM

Track Rating: Good 4, Weather: Fine, Rail Position: +3m Entire Circuit

Section	L1890	L1600	L1400	L1200	L1000	L800	L600	L400	L200
Section Times	2:03.03 (0:24.69)	1:38.34 [9] (0:11.66)	1:26.68 [9] (0:11.68)	1:15.00 [9] (0:13.10)	1:01.90 [9] (0:13.30)	0:48.60 [9]	0:36.53 [9] (0:12.08)	0:24.45 [8] (0:12.12)	0:12.33 [9] (0:12.33)
Average Speed [km/h]	50.4	61.9	62.0	55.2	54.5	59.9	60.5	60.0	58.4
Top Speed [km/h]	59.6	63.2	65.0	59.7	56.7	61.5	60.9	60.6	59.5
Avg. Dist. to Rail [m]	4.7	0.9	1.4	2.2	2.1	1.8	2.8	3.6	5.1
Avg. Stride Freq. [Hz]	2.2	2.2	2.2	2.1	2.1	2.2	2.2	2.2	2.2
Avg. Stride Length [m]	7.0	8.0	8.0	7.4	7.1	7.6	7.6	7.6	7.5



[ ] Ranking at each section and finish  
 -:-:- No data available at this section  
 NA No data available

Horse/Jockey Name	Moonfleet/Ashley Butler
Finish Rank	9
Fastest Section Time (Section)	0:11.57 (1600-1400)
Top Speed [km/h] (Section)	63.0 (1600-1400)
Race State	Finished



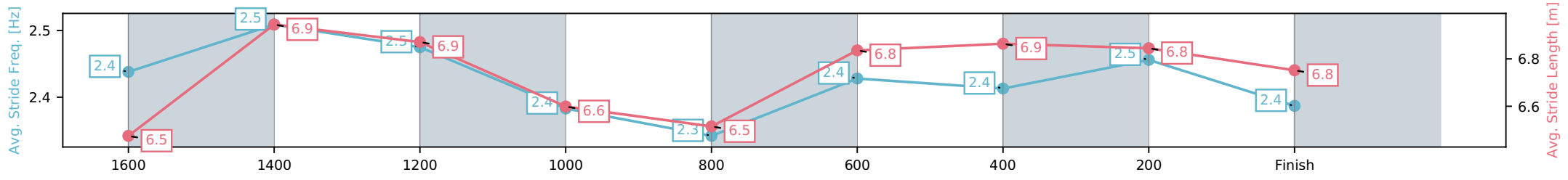
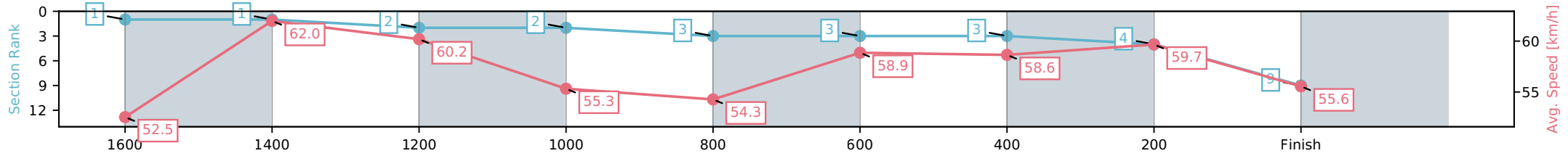
Toowoomba QLD --Professional-2026-05-16  
 Race 4: HOPE HORIZONS BENCHMARK 60 Handicap - 1890m



16 May 2026 - 6:37PM

Track Rating: Good 4, Weather: Fine, Rail Position: +3m Entire Circuit

Section	L1890	L1600	L1400	L1200	L1000	L800	L600	L400	L200
Section Times	2:03.14 (0:23.44)	1:39.70 [1] (0:11.57)	1:28.13 [1] (0:12.04)	1:16.09 [2] (0:13.06)	1:03.04 [2] (0:13.41)	0:49.62 [3] (0:12.34)	0:37.28 [3] (0:12.30)	0:24.98 [3] (0:12.04)	0:12.94 [4] (0:12.94)
Average Speed [km/h]	52.5	62.0	60.2	55.3	54.3	58.9	58.6	59.7	55.6
Top Speed [km/h]	60.0	63.0	62.9	57.6	57.1	59.4	59.0	60.0	59.8
Avg. Dist. to Rail [m]	4.8	1.0	1.7	3.6	3.2	2.8	0.9	0.7	0.4
Avg. Stride Freq. [Hz]	2.4	2.5	2.5	2.4	2.3	2.4	2.4	2.5	2.4
Avg. Stride Length [m]	6.5	6.9	6.9	6.6	6.5	6.8	6.9	6.8	6.8



[ ] Ranking at each section and finish  
 -.-.- No data available at this section  
 NA No data available

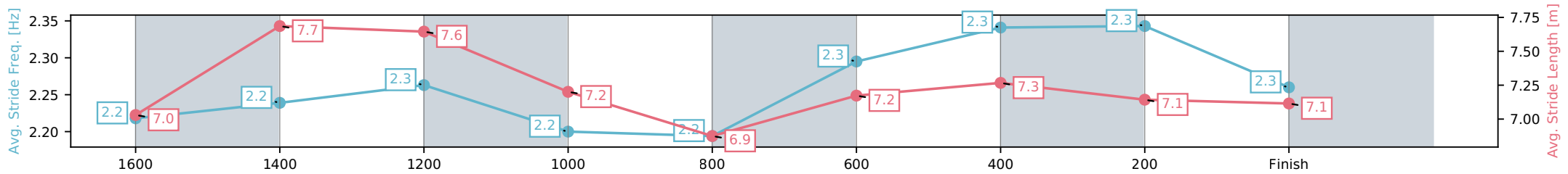
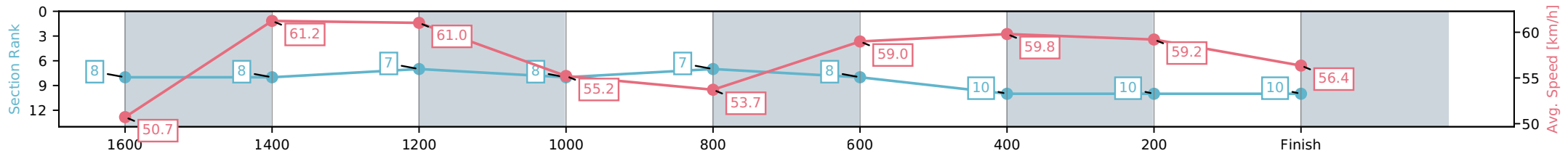
Horse/Jockey Name	Likeabeel/Julie Busuttin
Finish Rank	10
Fastest Section Time (Section)	0:11.64 (1600-1400)
Top Speed [km/h] (Section)	63.0 (1400-1200)
Race State	Finished



Toowoomba QLD --Professional-2026-05-16  
 Race 4: HOPE HORIZONS BENCHMARK 60 Handicap - 1890m  
 16 May 2026 - 6:37PM  
 Track Rating: Good 4, Weather: Fine, Rail Position: +3m Entire Circuit



Section	L1890	L1600	L1400	L1200	L1000	L800	L600	L400	L200
Section Times	2:03.53 (0:24.39)	1:39.14 [8] (0:11.64)	1:27.50 [8] (0:11.80)	1:15.71 [7] (0:13.03)	1:02.68 [8] (0:13.43)	0:49.24 [7]	0:37.07 [8] (0:12.14)	0:24.92 [10] (0:12.10)	0:12.82 [10] (0:12.82)
Average Speed [km/h]	50.7	61.2	61.0	55.2	53.7	59.0	59.8	59.2	56.4
Top Speed [km/h]	59.0	62.8	63.0	59.0	55.5	60.9	61.1	59.7	58.5
Avg. Dist. to Rail [m]	5.1	1.6	0.7	2.2	1.4	0.8	1.6	0.9	0.7
Avg. Stride Freq. [Hz]	2.2	2.2	2.3	2.2	2.2	2.3	2.3	2.3	2.3
Avg. Stride Length [m]	7.0	7.7	7.6	7.2	6.9	7.2	7.3	7.1	7.1



[ ] Ranking at each section and finish  
 -:-:- No data available at this section  
 NA No data available

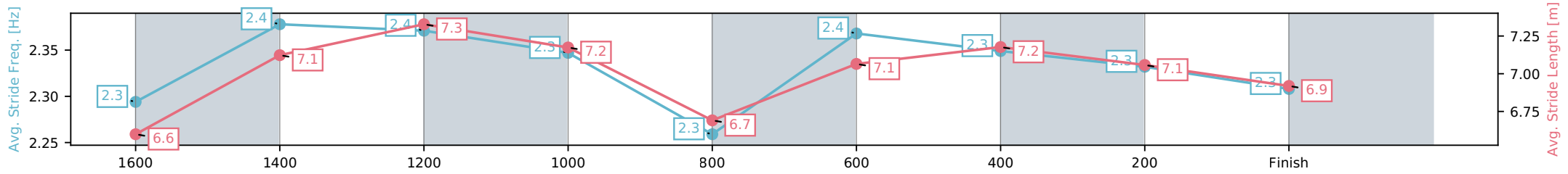
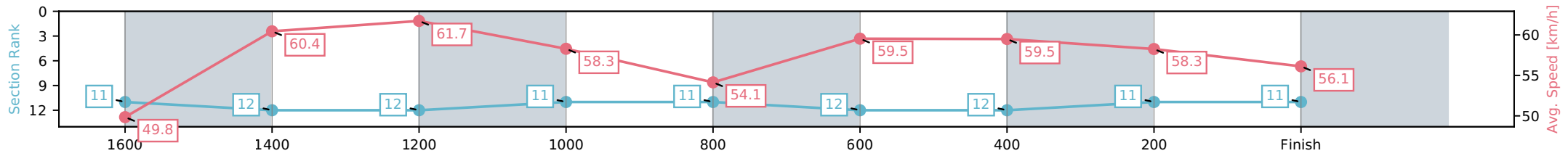
Horse/Jockey Name	Attack Force/Nathan Fazackerley
Finish Rank	11
Fastest Section Time (Section)	0:11.73 (1400-1200)
Top Speed [km/h] (Section)	62.7 (1200-1000)
Race State	Finished



Toowoomba QLD --Professional-2026-05-16  
 Race 4: HOPE HORIZONS BENCHMARK 60 Handicap - 1890m  
 16 May 2026 - 6:37PM  
 Track Rating: Good 4, Weather: Fine, Rail Position: +3m Entire Circuit



Section	L1890	L1600	L1400	L1200	L1000	L800	L600	L400	L200
Section Times	2:04.35 (0:25.04)	1:39.30 [11] (0:12.01)	1:27.29 [12] (0:11.73)	1:15.56 [12] (0:12.40)	1:03.16 [11] (0:13.48)	0:49.68 [11] (0:12.23)	0:37.45 [12] (0:12.24)	0:25.21 [12] (0:12.37)	0:12.84 [11] (0:12.84)
Average Speed [km/h]	49.8	60.4	61.7	58.3	54.1	59.5	59.5	58.3	56.1
Top Speed [km/h]	60.2	62.1	62.4	62.7	58.1	60.5	60.4	58.9	57.5
Avg. Dist. to Rail [m]	4.9	2.0	1.3	3.7	4.1	3.4	2.4	0.8	1.1
Avg. Stride Freq. [Hz]	2.3	2.4	2.4	2.3	2.3	2.4	2.3	2.3	2.3
Avg. Stride Length [m]	6.6	7.1	7.3	7.2	6.7	7.1	7.2	7.1	6.9



Report Created: Sat 16 May 2026 (Note: Timing is based on positional data)

[ ] Ranking at each section and finish  
 -:-:- No data available at this section  
 NA No data available

Horse/Jockey Name	Michifuku/Stacey Callow
Finish Rank	12
Fastest Section Time (Section)	0:11.64 (1400-1200)
Top Speed [km/h] (Section)	62.7 (1400-1200)
Race State	Finished



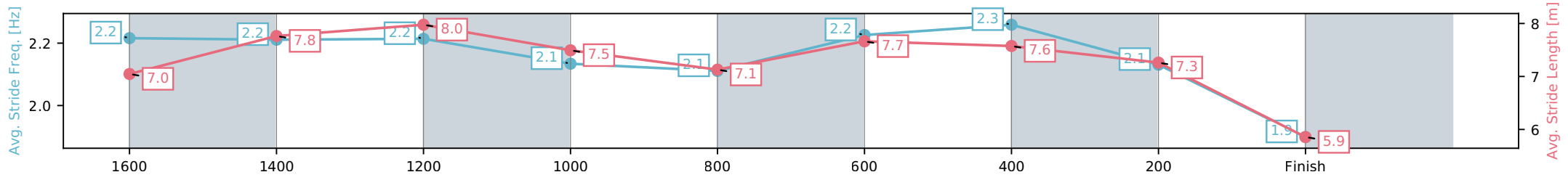
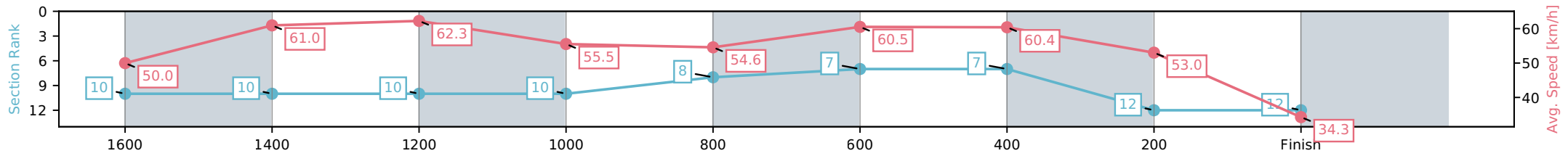
Toowoomba QLD --Professional-2026-05-16  
 Race 4: HOPE HORIZONS BENCHMARK 60 Handicap - 1890m



16 May 2026 - 6:37PM

Track Rating: Good 4, Weather: Fine, Rail Position: +3m Entire Circuit

Section	L1890	L1600	L1400	L1200	L1000	L800	L600	L400	L200
Section Times	2:13.52 (0:24.72)	1:48.80 [10] (0:11.76)	1:37.04 [10] (0:11.64)	1:25.40 [10] (0:13.02)	1:12.38 [10] (0:13.22)	0:59.16 [8] (0:11.96)	0:47.20 [7] (0:12.07)	0:35.13 [7] (0:13.81)	0:21.32 [12] (0:21.32)
Average Speed [km/h]	50.0	61.0	62.3	55.5	54.6	60.5	60.4	53.0	34.3
Top Speed [km/h]	60.2	62.3	62.7	62.4	58.7	61.5	61.5	59.3	45.7
Avg. Dist. to Rail [m]	5.6	1.1	2.1	3.6	2.3	3.3	3.3	2.2	1.8
Avg. Stride Freq. [Hz]	2.2	2.2	2.2	2.1	2.1	2.2	2.3	2.1	1.9
Avg. Stride Length [m]	7.0	7.8	8.0	7.5	7.1	7.7	7.6	7.3	5.9



[ ] Ranking at each section and finish  
 -:-:- No data available at this section  
 NA No data available



# Toowoomba QLD

## Race 5: VALE SPIRIT OF BOOM Maiden Handicap - 1300m

16 May 2026 - 7:10PM



Track Rating: Good 4, Weather: Fine, Rail Position: +3m Entire Circuit

Field Times (Race Tempo)      1:20.62    1:12.16    1:01.25    0:49.70    0:37.46    0:24.89    0:12.41  
    (0:08.46)    (0:10.90)    (0:11.55)    (0:12.23)    (0:12.58)    (0:12.48)    (0:12.41)

Rank	TAB#	Horse	Overall Time	First 400m	Top Speed km/h (Section)	L1300	L1200	L1000	L800	L600	L400	L200	
	(BAR#)	Jockey	Margin (DT-W)	Last 600m	Fastest Section (Time)	Start - 1200	1200 - 1000	1000 - 800	800 - 600	600 - 400	400 - 200	200 - Finish	
1	3	Jaddaf	1:20.62	0:25.47	66.6 (1200-1000)	1:20.62	1:12.06 [2]	1:00.95 [5]	0:49.24 [5]	0:37.06 [5]	0:24.67 [3]	0:12.41 [1]	
	(9)	Nozi Tomizawa		0:37.06	1200-1000 (0:11.10)	(0:08.56)	(0:11.10)	(0:11.71)	(0:12.19)	(0:12.39)	(0:12.26)	(0:12.41)	
2	1	Something Shiny	1:21.00	0:25.26	66.0 (1200-1000)	1:21.00	1:12.54 [1]	1:01.45 [3]	0:49.78 [4]	0:37.58 [4]	0:25.00 [4]	0:12.49 [3]	
	(6)	Bailey Wheeler	2.2L (+4)	0:37.59	1200-1000 (0:11.09)	(0:08.46)	(0:11.09)	(0:11.66)	(0:12.21)	(0:12.58)	(0:12.52)	(0:12.49)	
3	2	Divinity Star	1:21.05	0:25.73	66.2 (1200-1000)	1:21.05	1:12.25 [8]	1:01.10 [7]	0:49.38 [6]	0:37.18 [6]	0:24.81 [6]	0:12.40 [5]	
	(4)	Nathan Fazackerley	2.5L (-1)	0:37.18	1200-1000 (0:11.15)	(0:08.80)	(0:11.15)	(0:11.72)	(0:12.21)	(0:12.36)	(0:12.42)	(0:12.40)	
4	11	Bombus	1:21.05	0:25.01	68.0 (1200-1000)	1:21.05	1:12.48 [3]	1:01.68 [1]	0:50.13 [1]	0:37.89 [1]	0:25.32 [1]	0:12.84 [1]	
	(10)	Damien Boche	2.5L (+2)	0:37.90	1200-1000 (0:10.79)	(0:08.57)	(0:10.79)	(0:11.56)	(0:12.23)	(0:12.58)	(0:12.48)	(0:12.84)	
5	9	Elles My Name	1:21.08	0:25.92	66.7 (1200-1000)	1:21.08	1:12.14 [9]	1:01.03 [8]	0:49.22 [8]	0:36.96 [8]	0:24.68 [8]	0:12.43 [4]	
	(5)	Kenji Yoshida	2.7L (+3)	0:36.96	1200-1000 (0:11.10)	(0:08.94)	(0:11.10)	(0:11.82)	(0:12.26)	(0:12.28)	(0:12.25)	(0:12.43)	
6	7	Red Cape	1:21.34	0:26.02	64.7 (1200-1000)	1:21.34	1:12.58 [6]	1:01.26 [9]	0:49.34 [9]	0:37.09 [9]	0:24.83 [9]	0:12.45 [8]	
	(2)	Stacey Callow	4.2L (+3)	0:37.10	1200-1000 (0:11.33)	(0:08.76)	(0:11.33)	(0:11.92)	(0:12.25)	(0:12.26)	(0:12.39)	(0:12.45)	
7	8	Waves Of Emocean	1:21.49	0:26.28	65.0 (1200-1000)	1:21.49	1:12.37 [10]	1:01.09 [10]	0:49.24 [10]	0:37.06 [10]	0:24.91 [10]	0:12.64 [7]	
	(1)	Micheal Hellyer	5.1L (-1)	0:37.06	1200-1000 (0:11.28)	(0:09.12)	(0:11.28)	(0:11.85)	(0:12.18)	(0:12.15)	(0:12.27)	(0:12.64)	
8	12	Mr Democrat	1:21.83	0:25.20	67.0 (1200-1000)	1:21.83	1:13.20 [4]	1:02.29 [2]	0:50.77 [3]	0:38.42 [3]	0:25.82 [5]	0:13.10 [6]	
	(3)	Ashley Butler	7.1L (+5)	0:38.42	1200-1000 (0:10.91)	(0:08.63)	(0:10.91)	(0:11.51)	(0:12.35)	(0:12.60)	(0:12.72)	(0:13.10)	
9	5	Akira San	1:22.76	0:25.77	66.6 (1200-1000)	1:22.76	1:14.02 [5]	1:02.84 [6]	0:51.04 [7]	0:38.76 [7]	0:26.39 [7]	0:13.62 [9]	
	(7)	Corey Sutherland	12.6L (+6)	0:38.76	1200-1000 (0:11.18)	(0:08.74)	(0:11.18)	(0:11.80)	(0:12.28)	(0:12.37)	(0:12.77)	(0:13.62)	
10	4	Mighty Winston	1:24.26	0:25.16	68.6 (1200-1000)	1:24.26	1:15.46 [7]	1:04.69 [4]	0:53.28 [2]	0:41.08 [2]	0:28.31 [2]	0:14.93 [10]	
	(8)	Fred Larson	21.4L (+6)	0:41.07	1200-1000 (0:10.77)	(0:08.80)	(0:10.77)	(0:11.41)	(0:12.20)	(0:12.76)	(0:13.38)	(0:14.93)	

Scratched: Bon Ichi (#6), Tuesday (#10), Too Darn Smart (#13), Akku (#14), Belle Francais (#15), Little Miss Boom (#16), Melancolie (#17)

Report Created: Sat 16 May 2026

(Note: Races are conducted over an approximate distance as close as possible to the advertised distance, and recorded data may vary accordingly. Official times refer to race times only and do not include handicap times.)

[ ] Position in running at each section and finish    TAB# Saddle cloth number  
 -:-:- No data available at this section                    BAR# Barrier/Gate Position  
 NA No data available    DNF Did not finish  
 DNT Did not track    DT-W Distance travelled compared to winner in metres

Fastest split  
 Fastest section

data processed by TRIPLESDATA

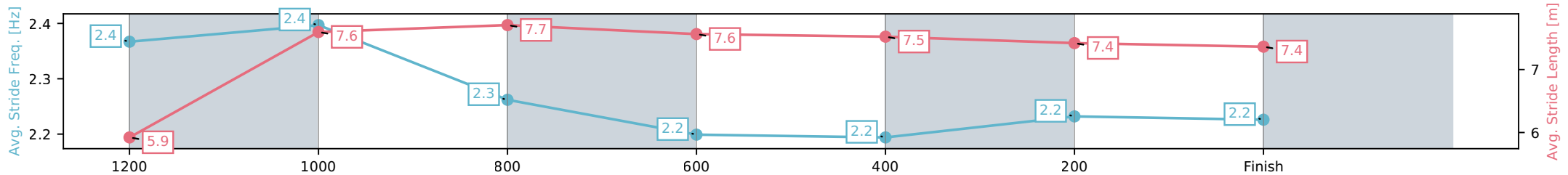
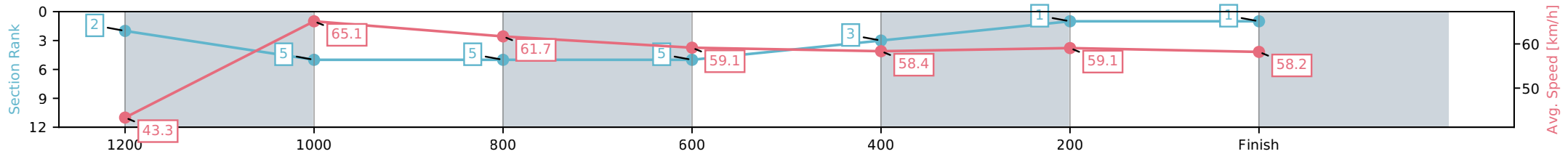
Horse/Jockey Name	Jaddaf/Nozi Tomizawa
Finish Rank	1
Fastest Section Time (Section)	0:11.10 (1200-1000)
Top Speed [km/h] (Section)	66.6 (1200-1000)
Race State	Finished



Toowoomba QLD --Professional-2026-05-16  
 Race 5: VALE SPIRIT OF BOOM Maiden Handicap - 1300m  
 16 May 2026 - 7:10PM  
 Track Rating: Good 4, Weather: Fine, Rail Position: +3m Entire Circuit



Section	L1300	L1200	L1000	L800	L600	L400	L200
Section Times	1:20.62 (0:08.56)	1:12.06 [2] (0:11.10)	1:00.95 [5] (0:11.71)	0:49.24 [5] (0:12.19)	0:37.06 [5] (0:12.39)	0:24.67 [3] (0:12.26)	0:12.41 [1] (0:12.41)
Average Speed [km/h]	43.3	65.1	61.7	59.1	58.4	59.1	58.2
Top Speed [km/h]	63.0	66.6	62.8	60.0	59.1	59.4	59.1
Avg. Dist. to Rail [m]	9.8	5.3	1.6	0.6	1.1	1.5	1.6
Avg. Stride Freq. [Hz]	2.4	2.4	2.3	2.2	2.2	2.2	2.2
Avg. Stride Length [m]	5.9	7.6	7.7	7.6	7.5	7.4	7.4



[ ] Ranking at each section and finish  
 -:-:- No data available at this section  
 NA No data available

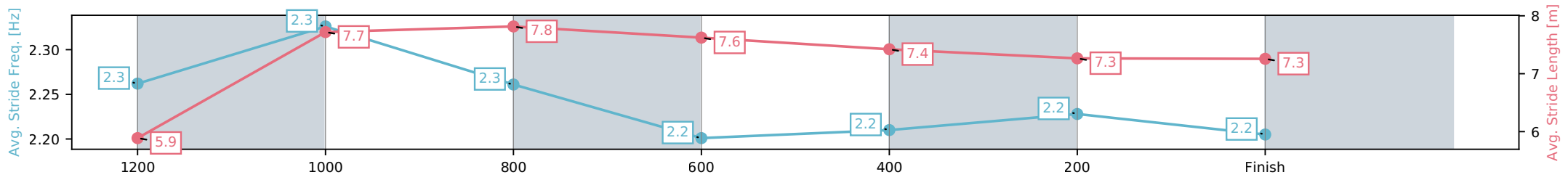
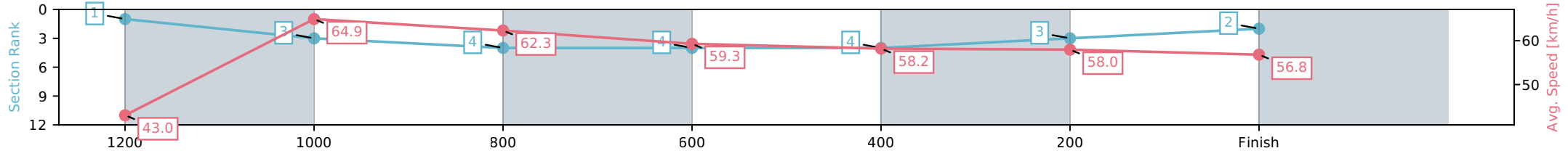
Horse/Jockey Name	Something Shiny/Bailey Wheeler
Finish Rank	2
Fastest Section Time (Section)	0:11.09 (1200-1000)
Top Speed [km/h] (Section)	66.0 (1200-1000)
Race State	Finished



Toowoomba QLD --Professional-2026-05-16  
 Race 5: VALE SPIRIT OF BOOM Maiden Handicap - 1300m  
 16 May 2026 - 7:10PM  
 Track Rating: Good 4, Weather: Fine, Rail Position: +3m Entire Circuit



Section	L1300	L1200	L1000	L800	L600	L400	L200
Section Times	1:21.00 (0:08.46)	1:12.54 [1] (0:11.09)	1:01.45 [3] (0:11.66)	0:49.78 [4] (0:12.21)	0:37.58 [4] (0:12.58)	0:25.00 [4] (0:12.52)	0:12.49 [3] (0:12.49)
Average Speed [km/h]	43.0	64.9	62.3	59.3	58.2	58.0	56.8
Top Speed [km/h]	59.3	66.0	64.5	60.2	59.3	58.8	58.5
Avg. Dist. to Rail [m]	4.1	3.1	2.7	1.7	3.1	2.3	0.9
Avg. Stride Freq. [Hz]	2.3	2.3	2.3	2.2	2.2	2.2	2.2
Avg. Stride Length [m]	5.9	7.7	7.8	7.6	7.4	7.3	7.3



[ ] Ranking at each section and finish  
 -:-:- No data available at this section  
 NA No data available

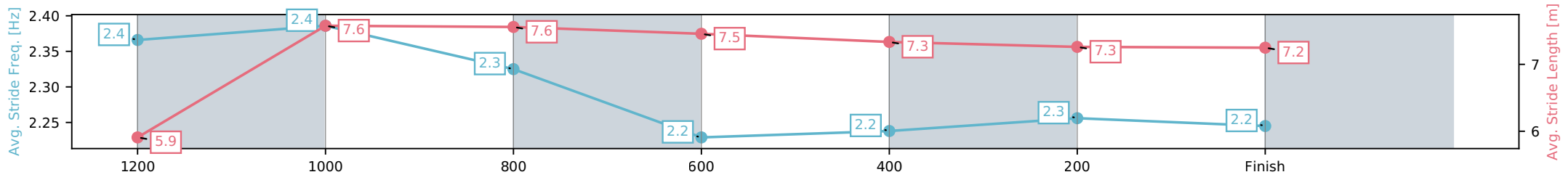
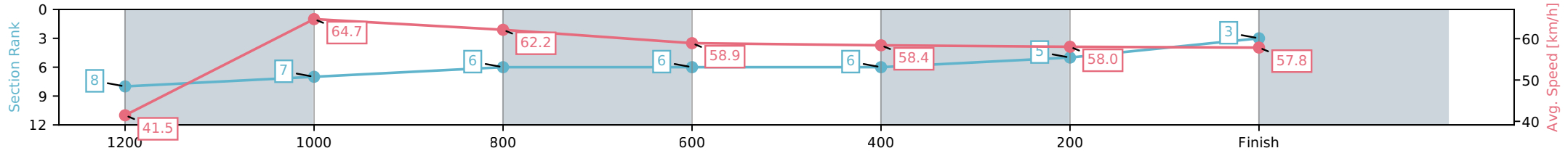
Horse/Jockey Name	Divinity Star/Nathan Fazackerley
Finish Rank	3
Fastest Section Time (Section)	0:11.15 (1200-1000)
Top Speed [km/h] (Section)	66.2 (1200-1000)
Race State	Finished



Toowoomba QLD --Professional-2026-05-16  
 Race 5: VALE SPIRIT OF BOOM Maiden Handicap - 1300m  
 16 May 2026 - 7:10PM  
 Track Rating: Good 4, Weather: Fine, Rail Position: +3m Entire Circuit



Section	L1300	L1200	L1000	L800	L600	L400	L200
Section Times	1:21.05 (0:08.80)	1:12.25 [8] (0:11.15)	1:01.10 [7] (0:11.72)	0:49.38 [6] (0:12.21)	0:37.18 [6] (0:12.36)	0:24.81 [6] (0:12.42)	0:12.40 [5] (0:12.40)
Average Speed [km/h]	41.5	64.7	62.2	58.9	58.4	58.0	57.8
Top Speed [km/h]	61.8	66.2	64.2	60.1	59.4	58.9	58.3
Avg. Dist. to Rail [m]	7.8	5.4	3.2	0.6	0.9	1.1	1.8
Avg. Stride Freq. [Hz]	2.4	2.4	2.3	2.2	2.2	2.3	2.2
Avg. Stride Length [m]	5.9	7.6	7.6	7.5	7.3	7.3	7.2



[ ] Ranking at each section and finish  
 -.-.- No data available at this section  
 NA No data available

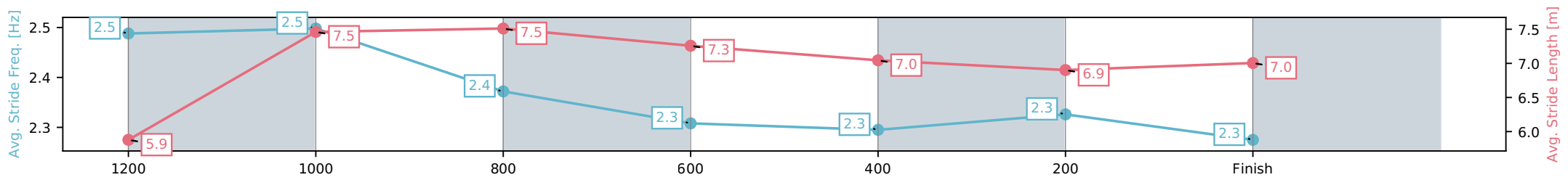
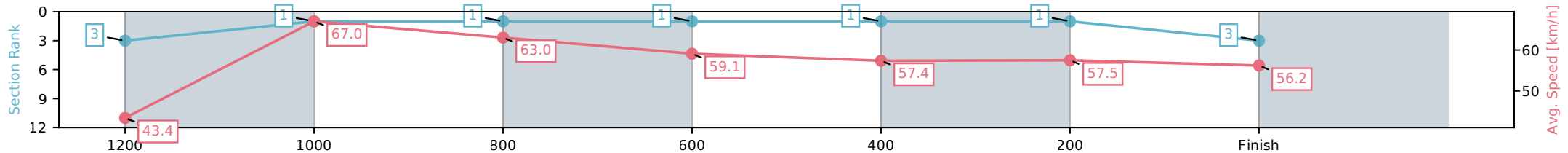
Horse/Jockey Name	Bombus/Damien Boche
Finish Rank	4
Fastest Section Time (Section)	0:10.79 (1200-1000)
Top Speed [km/h] (Section)	68.0 (1200-1000)
Race State	Finished



Toowoomba QLD --Professional-2026-05-16  
 Race 5: VALE SPIRIT OF BOOM Maiden Handicap - 1300m  
 16 May 2026 - 7:10PM  
 Track Rating: Good 4, Weather: Fine, Rail Position: +3m Entire Circuit



Section	L1300	L1200	L1000	L800	L600	L400	L200
Section Times	1:21.05 (0:08.57)	1:12.48 [3] (0:10.79)	1:01.68 [1] (0:11.56)	0:50.13 [1] (0:12.23)	0:37.89 [1] (0:12.58)	0:25.32 [1] (0:12.48)	0:12.84 [1] (0:12.84)
Average Speed [km/h]	43.4	67.0	63.0	59.1	57.4	57.5	56.2
Top Speed [km/h]	63.4	68.0	64.8	61.3	57.8	57.9	57.5
Avg. Dist. to Rail [m]	12.5	8.6	3.9	1.2	0.6	0.6	1.4
Avg. Stride Freq. [Hz]	2.5	2.5	2.4	2.3	2.3	2.3	2.3
Avg. Stride Length [m]	5.9	7.5	7.5	7.3	7.0	6.9	7.0



[ ] Ranking at each section and finish  
 -:-:- No data available at this section  
 NA No data available

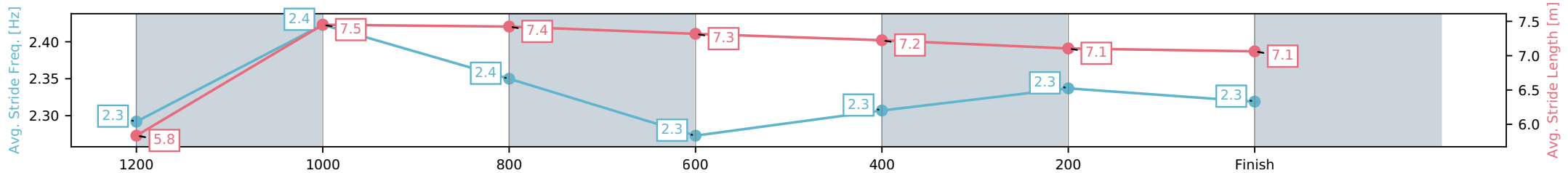
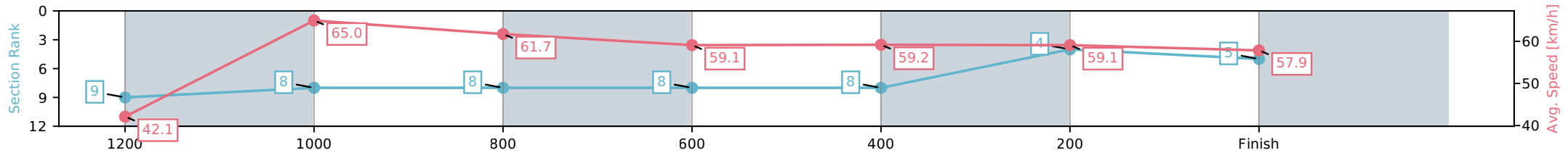
Horse/Jockey Name	Elles My Name/Kenji Yoshida
Finish Rank	5
Fastest Section Time (Section)	0:11.10 (1200-1000)
Top Speed [km/h] (Section)	66.7 (1200-1000)
Race State	Finished



Toowoomba QLD --Professional-2026-05-16  
 Race 5: VALE SPIRIT OF BOOM Maiden Handicap - 1300m  
 16 May 2026 - 7:10PM  
 Track Rating: Good 4, Weather: Fine, Rail Position: +3m Entire Circuit



Section	L1300	L1200	L1000	L800	L600	L400	L200
Section Times	1:21.08 (0:08.94)	1:12.14 [9] (0:11.10)	1:01.03 [8] (0:11.82)	0:49.22 [8] (0:12.26)	0:36.96 [8] (0:12.28)	0:24.68 [8] (0:12.25)	0:12.43 [4] (0:12.43)
Average Speed [km/h]	42.1	65.0	61.7	59.1	59.2	59.1	57.9
Top Speed [km/h]	59.7	66.7	64.1	61.8	59.9	59.6	58.8
Avg. Dist. to Rail [m]	5.4	4.2	3.8	2.5	1.5	2.3	3.7
Avg. Stride Freq. [Hz]	2.3	2.4	2.4	2.3	2.3	2.3	2.3
Avg. Stride Length [m]	5.8	7.5	7.4	7.3	7.2	7.1	7.1



- [ ] Ranking at each section and finish
- :-:- No data available at this section
- NA No data available

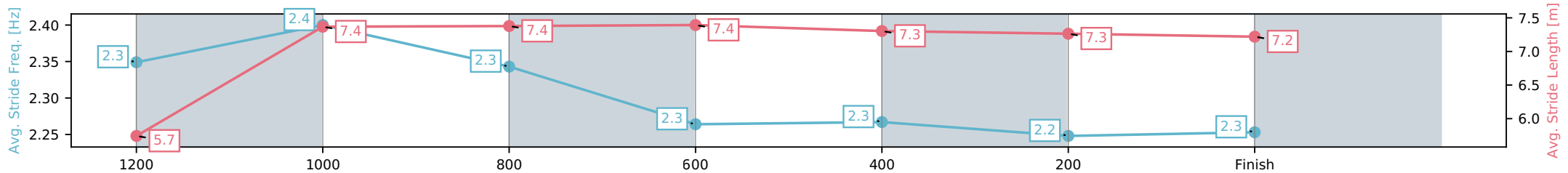
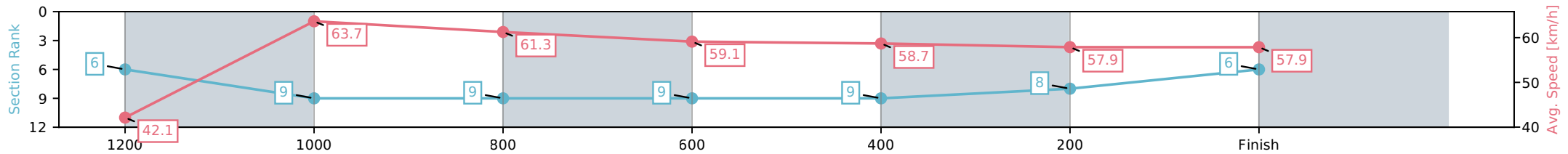
Horse/Jockey Name	Red Cape/Stacey Callow
Finish Rank	6
Fastest Section Time (Section)	0:11.33 (1200-1000)
Top Speed [km/h] (Section)	64.7 (1200-1000)
Race State	Finished



Toowoomba QLD --Professional-2026-05-16  
 Race 5: VALE SPIRIT OF BOOM Maiden Handicap - 1300m  
 16 May 2026 - 7:10PM  
 Track Rating: Good 4, Weather: Fine, Rail Position: +3m Entire Circuit



Section	L1300	L1200	L1000	L800	L600	L400	L200
Section Times	1:21.34 (0:08.76)	1:12.58 [6] (0:11.33)	1:01.26 [9] (0:11.92)	0:49.34 [9] (0:12.25)	0:37.09 [9] (0:12.26)	0:24.83 [9] (0:12.39)	0:12.45 [8] (0:12.45)
Average Speed [km/h]	42.1	63.7	61.3	59.1	58.7	57.9	57.9
Top Speed [km/h]	60.0	64.7	62.5	62.0	59.0	58.8	58.7
Avg. Dist. to Rail [m]	5.5	4.9	3.9	1.5	0.8	0.9	0.4
Avg. Stride Freq. [Hz]	2.3	2.4	2.3	2.3	2.3	2.2	2.3
Avg. Stride Length [m]	5.7	7.4	7.4	7.4	7.3	7.3	7.2



[ ] Ranking at each section and finish  
 -:-:- No data available at this section  
 NA No data available

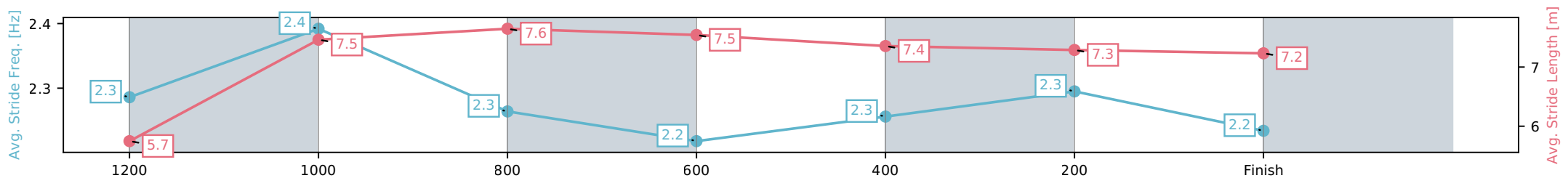
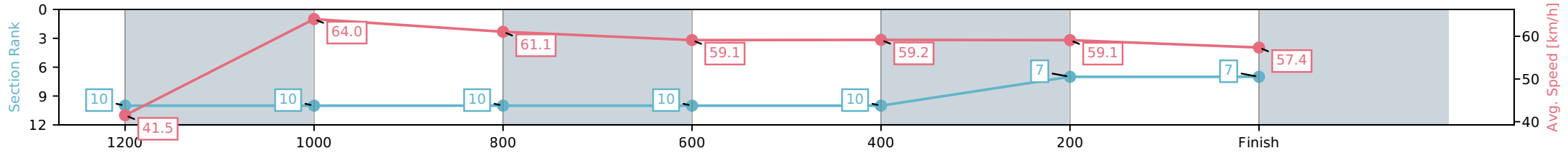
Horse/Jockey Name	Waves Of Emocean/Micheal Hellyer
Finish Rank	7
Fastest Section Time (Section)	0:11.28 (1200-1000)
Top Speed [km/h] (Section)	65.0 (1200-1000)
Race State	Finished



Toowoomba QLD --Professional-2026-05-16  
 Race 5: VALE SPIRIT OF BOOM Maiden Handicap - 1300m  
 16 May 2026 - 7:10PM  
 Track Rating: Good 4, Weather: Fine, Rail Position: +3m Entire Circuit



Section	L1300	L1200	L1000	L800	L600	L400	L200
Section Times	1:21.49 (0:09.12)	1:12.37 [10] (0:11.28)	1:01.09 [10] (0:11.85)	0:49.24 [10] (0:12.18)	0:37.06 [10] (0:12.15)	0:24.91 [10] (0:12.27)	0:12.64 [7] (0:12.64)
Average Speed [km/h]	41.5	64.0	61.1	59.1	59.2	59.1	57.4
Top Speed [km/h]	59.9	65.0	62.3	60.9	59.5	59.6	57.9
Avg. Dist. to Rail [m]	1.4	1.9	1.8	0.2	0.2	2.2	3.0
Avg. Stride Freq. [Hz]	2.3	2.4	2.3	2.2	2.3	2.3	2.2
Avg. Stride Length [m]	5.7	7.5	7.6	7.5	7.4	7.3	7.2



[ ] Ranking at each section and finish  
 -:-:- No data available at this section  
 NA No data available

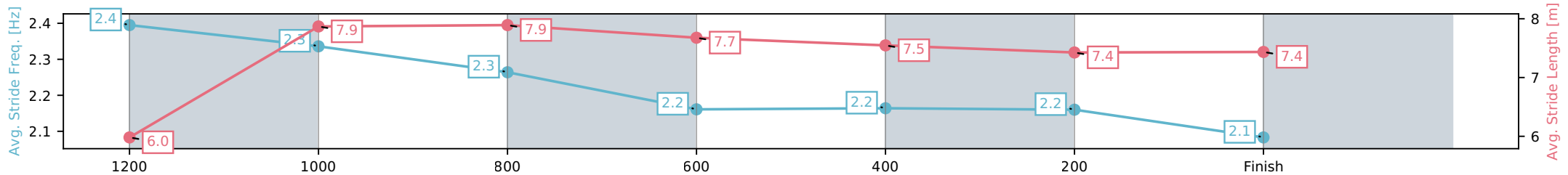
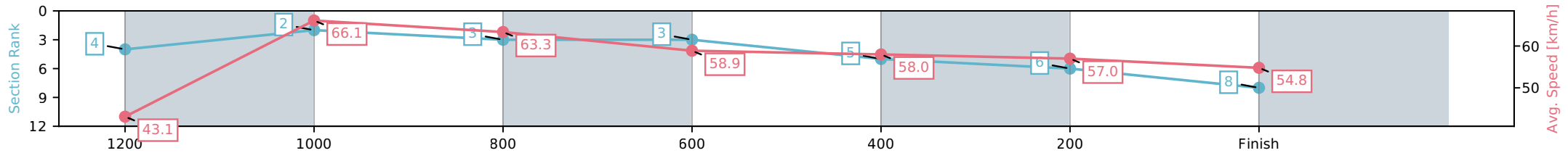
Horse/Jockey Name	Mr Democrat/Ashley Butler
Finish Rank	8
Fastest Section Time (Section)	0:10.91 (1200-1000)
Top Speed [km/h] (Section)	67.0 (1200-1000)
Race State	Finished



Toowoomba QLD --Professional-2026-05-16  
 Race 5: VALE SPIRIT OF BOOM Maiden Handicap - 1300m  
 16 May 2026 - 7:10PM  
 Track Rating: Good 4, Weather: Fine, Rail Position: +3m Entire Circuit



Section	L1300	L1200	L1000	L800	L600	L400	L200
Section Times	1:21.83 (0:08.63)	1:13.20 [4] (0:10.91)	1:02.29 [2] (0:11.51)	0:50.77 [3] (0:12.35)	0:38.42 [3] (0:12.60)	0:25.82 [5] (0:12.72)	0:13.10 [6] (0:13.10)
Average Speed [km/h]	43.1	66.1	63.3	58.9	58.0	57.0	54.8
Top Speed [km/h]	63.0	67.0	65.0	61.0	59.1	57.9	56.1
Avg. Dist. to Rail [m]	6.1	4.0	3.7	2.9	3.0	2.1	2.3
Avg. Stride Freq. [Hz]	2.4	2.3	2.3	2.2	2.2	2.2	2.1
Avg. Stride Length [m]	6.0	7.9	7.9	7.7	7.5	7.4	7.4



[ ] Ranking at each section and finish  
 -:-:- No data available at this section  
 NA No data available

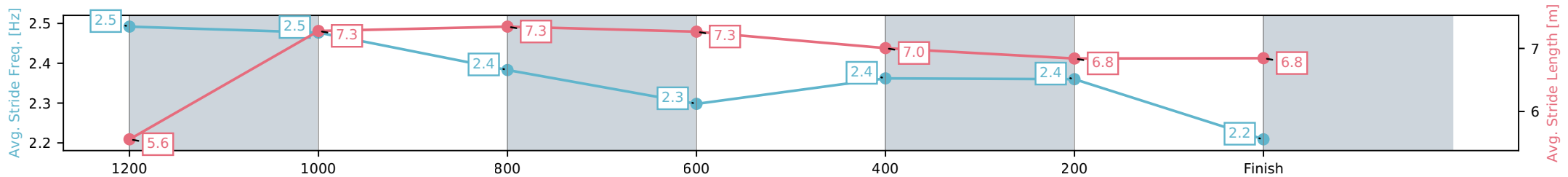
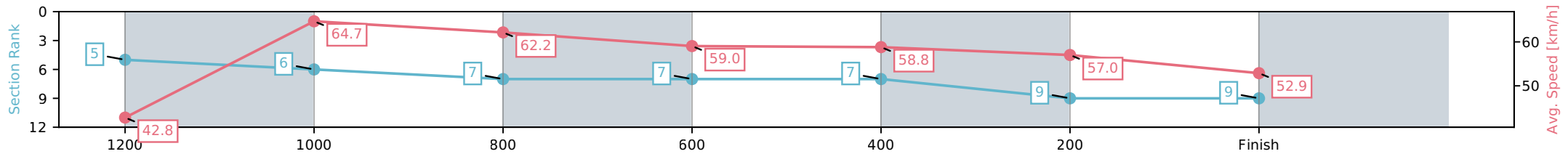
Horse/Jockey Name	Akira San/Corey Sutherland
Finish Rank	9
Fastest Section Time (Section)	0:11.18 (1200-1000)
Top Speed [km/h] (Section)	66.6 (1200-1000)
Race State	Finished



Toowoomba QLD --Professional-2026-05-16  
 Race 5: VALE SPIRIT OF BOOM Maiden Handicap - 1300m  
 16 May 2026 - 7:10PM  
 Track Rating: Good 4, Weather: Fine, Rail Position: +3m Entire Circuit



Section	L1300	L1200	L1000	L800	L600	L400	L200
Section Times	1:22.76 (0:08.74)	1:14.02 [5] (0:11.18)	1:02.84 [6] (0:11.80)	0:51.04 [7] (0:12.28)	0:38.76 [7] (0:12.37)	0:26.39 [7] (0:12.77)	0:13.62 [9] (0:13.62)
Average Speed [km/h]	42.8	64.7	62.2	59.0	58.8	57.0	52.9
Top Speed [km/h]	60.6	66.6	63.2	61.6	59.5	59.0	56.2
Avg. Dist. to Rail [m]	10.4	7.8	5.4	2.7	2.1	3.4	2.4
Avg. Stride Freq. [Hz]	2.5	2.5	2.4	2.3	2.4	2.4	2.2
Avg. Stride Length [m]	5.6	7.3	7.3	7.3	7.0	6.8	6.8



[ ] Ranking at each section and finish  
 -:-:- No data available at this section  
 NA No data available

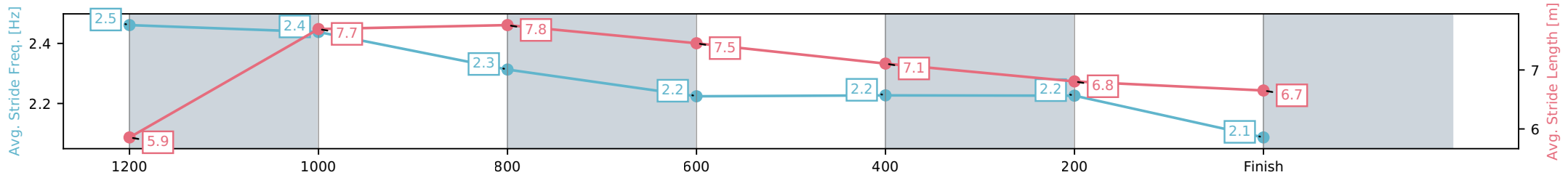
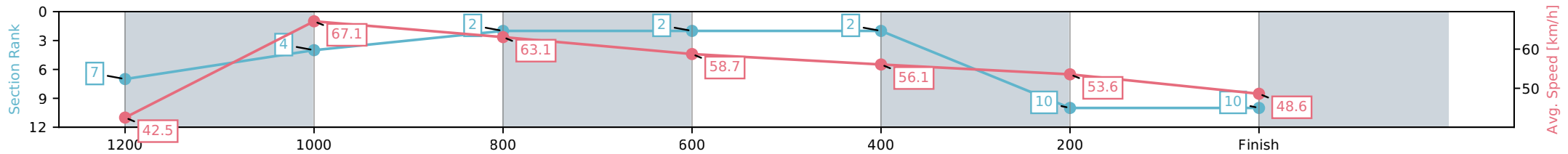
Horse/Jockey Name	Mighty Winston/Fred Larson
Finish Rank	10
Fastest Section Time (Section)	0:10.77 (1200-1000)
Top Speed [km/h] (Section)	68.6 (1200-1000)
Race State	Finished



Toowoomba QLD --Professional-2026-05-16  
 Race 5: VALE SPIRIT OF BOOM Maiden Handicap - 1300m  
 16 May 2026 - 7:10PM  
 Track Rating: Good 4, Weather: Fine, Rail Position: +3m Entire Circuit



Section	L1300	L1200	L1000	L800	L600	L400	L200
Section Times	1:24.26 (0:08.80)	1:15.46 [7] (0:10.77)	1:04.69 [4] (0:11.41)	0:53.28 [2] (0:12.20)	0:41.08 [2] (0:12.76)	0:28.31 [2] (0:13.38)	0:14.93 [10] (0:14.93)
Average Speed [km/h]	42.5	67.1	63.1	58.7	56.1	53.6	48.6
Top Speed [km/h]	64.7	68.6	66.0	60.6	57.4	54.7	51.7
Avg. Dist. to Rail [m]	9.1	5.1	1.4	0.8	1.5	0.9	0.6
Avg. Stride Freq. [Hz]	2.5	2.4	2.3	2.2	2.2	2.2	2.1
Avg. Stride Length [m]	5.9	7.7	7.8	7.5	7.1	6.8	6.7



[ ] Ranking at each section and finish  
 -:-:- No data available at this section  
 NA No data available



# Toowoomba QLD

Race 6: FLORENCE & MARABEL COLLECTIONS Class 1 Handicap - 870m

16 May 2026 - 7:48PM

Track Rating: Good 4, Weather: Fine, Rail Position: +3m Entire Circuit



Field Times (Race Tempo)      0:50.92    0:44.13    0:33.45    0:22.49    0:11.51  
 (0:06.79)    (0:10.68)    (0:10.96)    (0:10.97)    (0:11.51)

Rank	TAB#	Horse	Overall Time	First 400m	Top Speed km/h (Section)	L870	L800	L600	L400	L200			
	(BAR#)	Jockey	Margin (DT-W)	Last 600m	Fastest Section (Time)	Start - 800	800 - 600	600 - 400	400 - 200	200 - Finish			
1	3	Past Midnight	0:50.92	0:24.56	68.6 (600-400)	0:50.92	0:44.13 [1]	0:33.45 [1]	0:22.49 [1]	0:11.51 [1]			
	(1)	Chloe Lowe		0:33.44	800-600 (0:10.68)	(0:06.79)	(0:10.68)	(0:10.96)	(0:10.97)	(0:11.51)			
2	2	Kilonova	0:51.50	0:24.92	69.2 (800-600)	0:51.50	0:44.24 [8]	0:33.57 [5]	0:22.78 [3]	0:11.60 [2]			
	(3)	Bailey Wheeler	3.4L (+0)	0:33.56	800-600 (0:10.67)	(0:07.26)	(0:10.67)	(0:10.78)	(0:11.18)	(0:11.60)			
3	7	Street Dazzler	0:51.75	0:25.28	68.5 (800-600)	0:51.75	0:44.55 [7]	0:33.52 [7]	0:22.60 [7]	0:11.48 [6]			
	(5)	Micheal Hellyer	4.9L (+1)	0:33.52	600-400 (0:10.92)	(0:07.20)	(0:11.03)	(0:10.92)	(0:11.12)	(0:11.48)			
4	8	Ezeiza	0:51.82	0:24.98	68.3 (600-400)	0:51.82	0:44.93 [3]	0:33.92 [4]	0:22.92 [5]	0:11.66 [4]			
	(6)	Damien Boche	5.3L (-1)	0:33.92	600-400 (0:11.00)	(0:06.89)	(0:11.00)	(0:11.00)	(0:11.26)	(0:11.66)			
5	5	Fully Subscribed	0:52.04	0:24.76	68.3 (800-600)	0:52.04	0:45.11 [4]	0:34.37 [2]	0:23.38 [2]	0:12.04 [3]			
	(4)	McKenzie Apel	6.6L (+3)	0:34.38	800-600 (0:10.74)	(0:06.93)	(0:10.74)	(0:11.00)	(0:11.34)	(0:12.04)			
6	6	Sky Blue	0:52.13	0:24.88	67.4 (600-400)	0:52.13	0:45.33 [2]	0:34.34 [3]	0:23.38 [4]	0:11.96 [5]			
	(8)	Kelsey Lenton	7.1L (-4)	0:34.34	600-400 (0:10.96)	(0:06.80)	(0:10.99)	(0:10.96)	(0:11.42)	(0:11.96)			
7	4	Johnny The Kid	0:52.50	0:25.48	68.1 (600-400)	0:52.50	0:45.32 [6]	0:34.08 [8]	0:23.10 [8]	0:11.80 [8]			
	(2)	Hannah Richardson	9.3L (+5)	0:34.08	600-400 (0:10.98)	(0:07.18)	(0:11.24)	(0:10.98)	(0:11.30)	(0:11.80)			
8	1	Box Office	0:52.84	0:25.16	68.3 (800-600)	0:52.84	0:45.68 [5]	0:34.84 [6]	0:23.76 [6]	0:12.26 [7]			
	(7)	Nathan Fazackerley	11.3L (+3)	0:34.84	800-600 (0:10.84)	(0:07.16)	(0:10.84)	(0:11.08)	(0:11.50)	(0:12.26)			

Scratched: Beau's Girl (#9), Lucky Man (#10), Meanie (#11), Tote Sweet (#12), Sweet About Me (#13), Denman Avenue (#14)

Report Created: Sat 16 May 2026

(Note: Races are conducted over an approximate distance as close as possible to the advertised distance, and recorded data may vary accordingly. Official times refer to race times only and do not include handicap times.)

[ ] Position in running at each section and finish    TAB# Saddle cloth number  
 -:-:- No data available at this section    BAR# Barrier/Gate Position  
 NA No data available    DNF Did not finish  
 DNT Did not track    DT-W Distance travelled compared to winner in metres

Fastest split  
 Fastest section

data processed by TRIPLESDATA

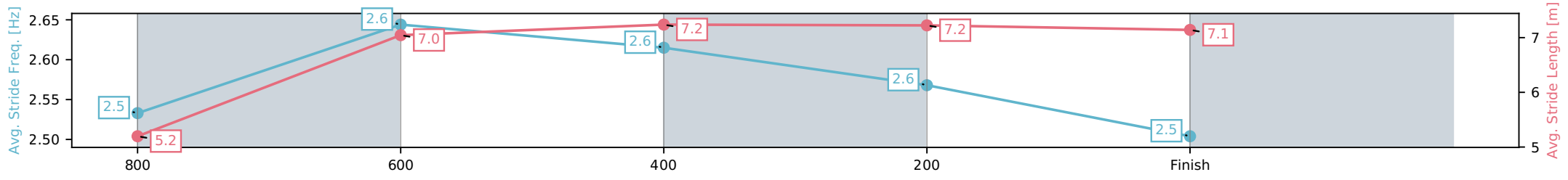
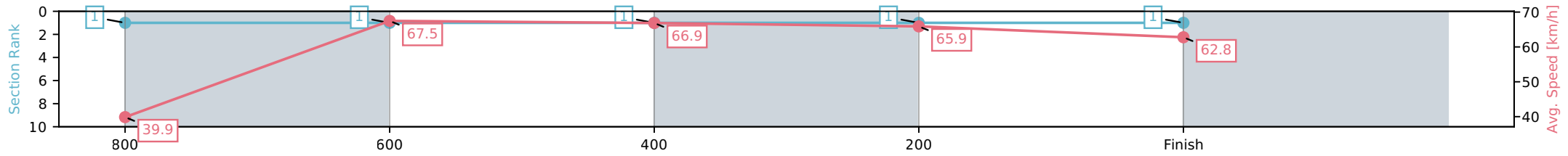
Horse/Jockey Name	Past Midnight/Chloe Lowe
Finish Rank	1
Fastest Section Time (Section)	0:10.68 (800-600)
Top Speed [km/h] (Section)	68.6 (600-400)
Race State	Finished



Toowoomba QLD --Professional-2026-05-16  
 Race 6: FLORENCE & MARABEL COLLECTIONS Class 1  
 Handicap - 870m  
 16 May 2026 - 7:48PM  
 Track Rating: Good 4, Weather: Fine, Rail Position: +3m Entire Circuit



Section	L870	L600	L400	L200	L0
Section Times	0:50.92 (0:06.79)	0:44.13 [1] (0:10.68)	0:33.45 [1] (0:10.96)	0:22.49 [1] (0:10.97)	0:11.51 [1] (0:11.51)
Average Speed [km/h]	39.9	67.5	66.9	65.9	62.8
Top Speed [km/h]	61.9	68.6	68.6	66.2	65.2
Avg. Dist. to Rail [m]	4.3	1.1	3.5	1.1	1.1
Avg. Stride Freq. [Hz]	2.5	2.6	2.6	2.6	2.5
Avg. Stride Length [m]	5.2	7.0	7.2	7.2	7.1



[ ] Ranking at each section and finish  
 -:-:- No data available at this section  
 NA No data available

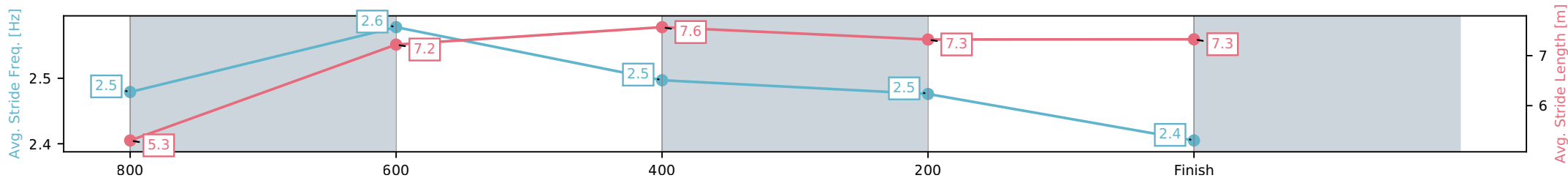
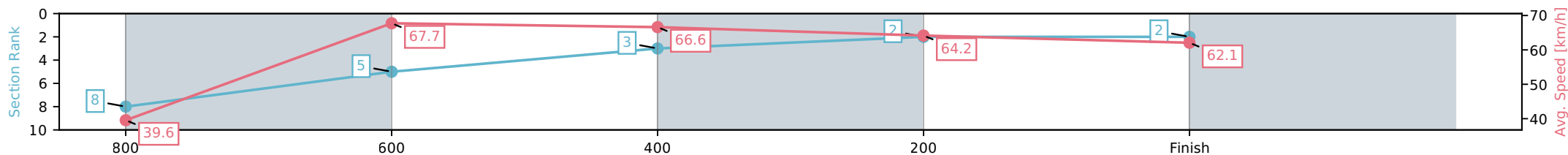
Horse/Jockey Name	Kilonova/Bailey Wheeler
Finish Rank	2
Fastest Section Time (Section)	0:10.67 (800-600)
Top Speed [km/h] (Section)	69.2 (800-600)
Race State	Finished



Toowoomba QLD --Professional-2026-05-16  
 Race 6: FLORENCE & MARABEL COLLECTIONS Class 1  
 Handicap - 870m  
 16 May 2026 - 7:48PM  
 Track Rating: Good 4, Weather: Fine, Rail Position: +3m Entire Circuit



Section	L870	L600	L400	L200	L0
Section Times	0:51.50 (0:07.26)	0:44.24 [8] (0:10.67)	0:33.57 [5] (0:10.78)	0:22.78 [3] (0:11.18)	0:11.60 [2] (0:11.60)
Average Speed [km/h]	39.6	67.7	66.6	64.2	62.1
Top Speed [km/h]	60.3	69.2	68.2	65.0	64.4
Avg. Dist. to Rail [m]	1.9	2.0	1.2	0.9	0.5
Avg. Stride Freq. [Hz]	2.5	2.6	2.5	2.5	2.4
Avg. Stride Length [m]	5.3	7.2	7.6	7.3	7.3



- [ ] Ranking at each section and finish
- :-:- No data available at this section
- NA No data available

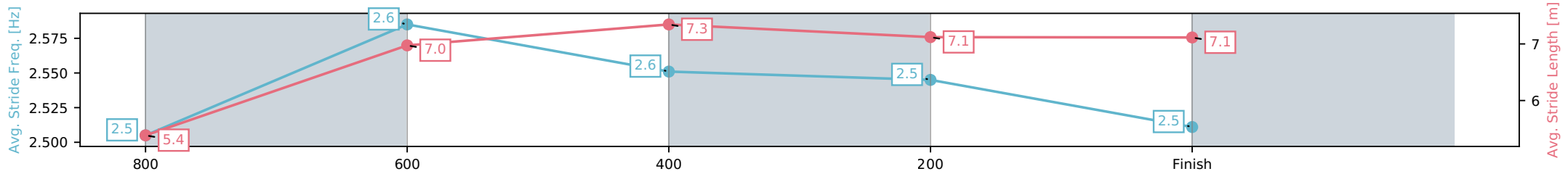
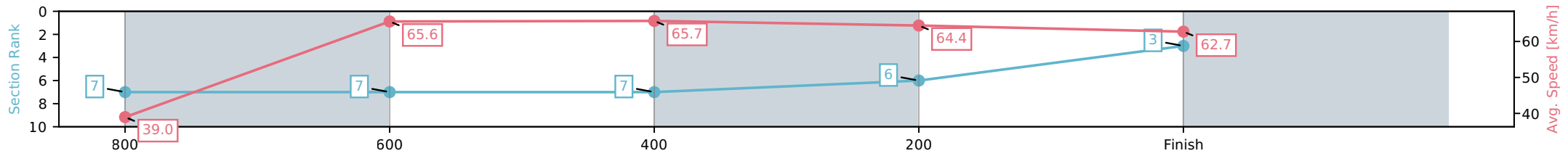
Horse/Jockey Name	Street Dazzler/Micheal Hellyer
Finish Rank	3
Fastest Section Time (Section)	0:10.92 (600-400)
Top Speed [km/h] (Section)	68.5 (800-600)
Race State	Finished



Toowoomba QLD --Professional-2026-05-16  
 Race 6: FLORENCE & MARABEL COLLECTIONS Class 1  
 Handicap - 870m  
 16 May 2026 - 7:48PM  
 Track Rating: Good 4, Weather: Fine, Rail Position: +3m Entire Circuit



Section	L870	L600	L400	L200	L0
Section Times	0:51.75 (0:07.20)	0:44.55 [7] (0:11.03)	0:33.52 [7] (0:10.92)	0:22.60 [7] (0:11.12)	0:11.48 [6] (0:11.48)
Average Speed [km/h]	39.0	65.6	65.7	64.4	62.7
Top Speed [km/h]	59.4	68.5	68.5	65.2	65.1
Avg. Dist. to Rail [m]	2.9	2.1	1.0	1.1	0.4
Avg. Stride Freq. [Hz]	2.5	2.6	2.6	2.5	2.5
Avg. Stride Length [m]	5.4	7.0	7.3	7.1	7.1



Report Created: Sat 16 May 2026 (Note: Timing is based on positional data)

[ ] Ranking at each section and finish  
 -:-:- No data available at this section  
 NA No data available

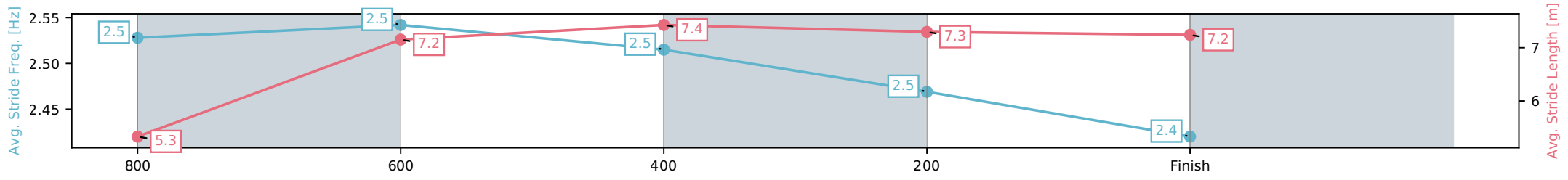
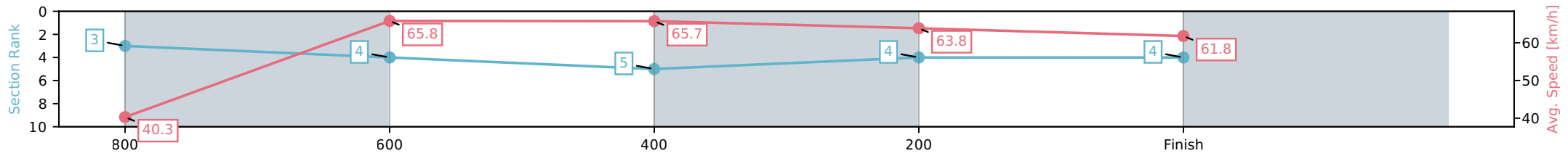
Horse/Jockey Name	Ezeiza/Damien Boche
Finish Rank	4
Fastest Section Time (Section)	0:11.00 (600-400)
Top Speed [km/h] (Section)	68.3 (600-400)
Race State	Finished



Toowoomba QLD --Professional-2026-05-16  
 Race 6: FLORENCE & MARABEL COLLECTIONS Class 1  
 Handicap - 870m  
 16 May 2026 - 7:48PM  
 Track Rating: Good 4, Weather: Fine, Rail Position: +3m Entire Circuit



Section	L870	L600	L400	L200	L0
Section Times	0:51.82 (0:06.89)	0:44.93 [3] (0:11.00)	0:33.92 [4] (0:11.00)	0:22.92 [5] (0:11.26)	0:11.66 [4] (0:11.66)
Average Speed [km/h]	40.3	65.8	65.7	63.8	61.8
Top Speed [km/h]	60.1	67.8	68.3	64.5	63.5
Avg. Dist. to Rail [m]	3.1	2.9	1.0	0.9	1.9
Avg. Stride Freq. [Hz]	2.5	2.5	2.5	2.5	2.4
Avg. Stride Length [m]	5.3	7.2	7.4	7.3	7.2



[ ] Ranking at each section and finish  
 -:-:- No data available at this section  
 NA No data available

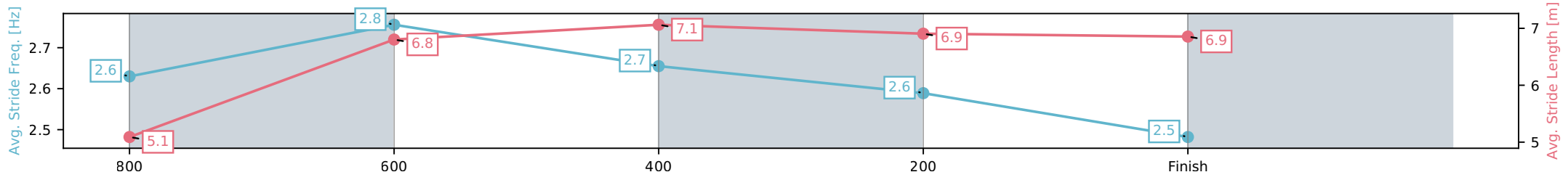
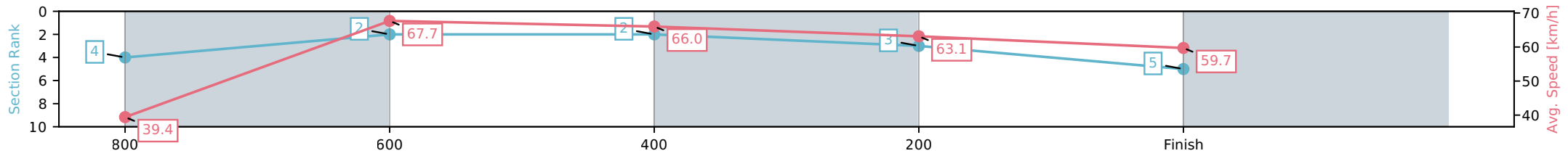
Horse/Jockey Name	Fully Subscribed/McKenzie Apel
Finish Rank	5
Fastest Section Time (Section)	0:10.74 (800-600)
Top Speed [km/h] (Section)	68.3 (800-600)
Race State	Finished



Toowoomba QLD --Professional-2026-05-16  
 Race 6: FLORENCE & MARABEL COLLECTIONS Class 1  
 Handicap - 870m  
 16 May 2026 - 7:48PM  
 Track Rating: Good 4, Weather: Fine, Rail Position: +3m Entire Circuit



Section	L870	L600	L400	L200	L0
Section Times	0:52.04 (0:06.93)	0:45.11 [4] (0:10.74)	0:34.37 [2] (0:11.00)	0:23.38 [2] (0:11.34)	0:12.04 [3] (0:12.04)
Average Speed [km/h]	39.4	67.7	66.0	63.1	59.7
Top Speed [km/h]	62.9	68.3	68.1	64.0	61.9
Avg. Dist. to Rail [m]	2.3	4.4	1.8	1.2	0.6
Avg. Stride Freq. [Hz]	2.6	2.8	2.7	2.6	2.5
Avg. Stride Length [m]	5.1	6.8	7.1	6.9	6.9



[ ] Ranking at each section and finish  
 -:-:- No data available at this section  
 NA No data available

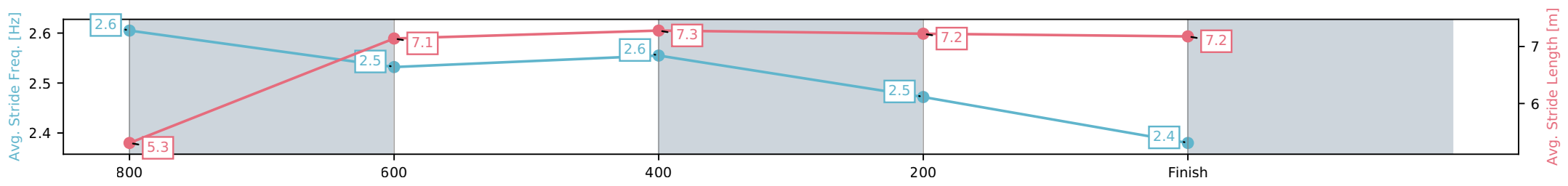
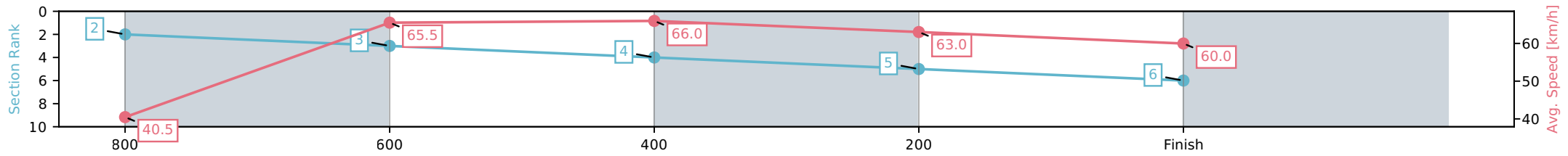
Horse/Jockey Name	Sky Blue/Kelsey Lenton
Finish Rank	6
Fastest Section Time (Section)	0:10.96 (600-400)
Top Speed [km/h] (Section)	67.4 (600-400)
Race State	Finished



Toowoomba QLD --Professional-2026-05-16  
 Race 6: FLORENCE & MARABEL COLLECTIONS Class 1  
 Handicap - 870m  
 16 May 2026 - 7:48PM  
 Track Rating: Good 4, Weather: Fine, Rail Position: +3m Entire Circuit



Section	L870	L600	L400	L200	L0
Section Times	0:52.13 (0:06.80)	0:45.33 [2] (0:10.99)	0:34.34 [3] (0:10.96)	0:23.38 [4] (0:11.42)	0:11.96 [5] (0:11.96)
Average Speed [km/h]	40.5	65.5	66.0	63.0	60.0
Top Speed [km/h]	60.0	67.2	67.4	64.5	62.5
Avg. Dist. to Rail [m]	1.9	0.8	0.9	1.0	2.2
Avg. Stride Freq. [Hz]	2.6	2.5	2.6	2.5	2.4
Avg. Stride Length [m]	5.3	7.1	7.3	7.2	7.2



[ ] Ranking at each section and finish  
 -.-.- No data available at this section  
 NA No data available

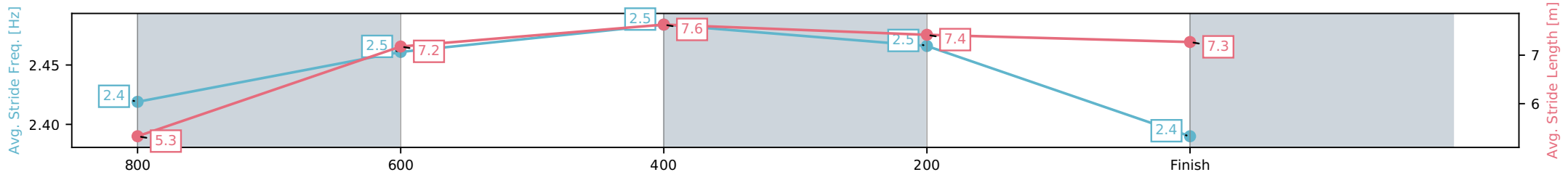
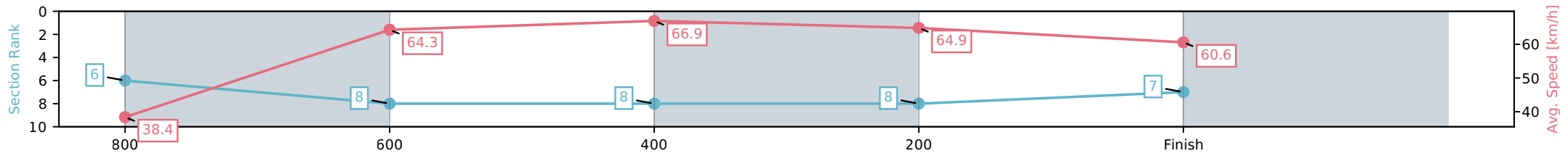
Horse/Jockey Name	Johnny The Kid/Hannah Richardson
Finish Rank	7
Fastest Section Time (Section)	0:10.98 (600-400)
Top Speed [km/h] (Section)	68.1 (600-400)
Race State	Finished



Toowoomba QLD --Professional-2026-05-16  
 Race 6: FLORENCE & MARABEL COLLECTIONS Class 1  
 Handicap - 870m  
 16 May 2026 - 7:48PM  
 Track Rating: Good 4, Weather: Fine, Rail Position: +3m Entire Circuit



Section	L870	L600	L400	L200	L0
Section Times	0:52.50 (0:07.18)	0:45.32 [6] (0:11.24)	0:34.08 [8] (0:10.98)	0:23.10 [8] (0:11.30)	0:11.80 [8] (0:11.80)
Average Speed [km/h]	38.4	64.3	66.9	64.9	60.6
Top Speed [km/h]	57.1	67.2	68.1	66.0	63.5
Avg. Dist. to Rail [m]	2.3	2.4	3.8	6.2	9.7
Avg. Stride Freq. [Hz]	2.4	2.5	2.5	2.5	2.4
Avg. Stride Length [m]	5.3	7.2	7.6	7.4	7.3



[ ] Ranking at each section and finish  
 -.-.- No data available at this section  
 NA No data available

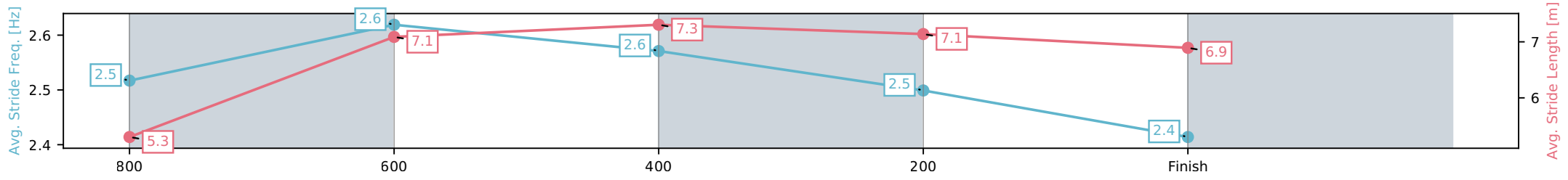
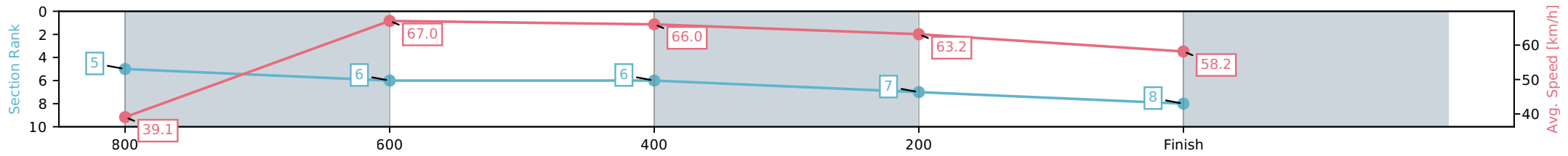
Horse/Jockey Name	Box Office/Nathan Fazackerley
Finish Rank	8
Fastest Section Time (Section)	0:10.84 (800-600)
Top Speed [km/h] (Section)	68.3 (800-600)
Race State	Finished



Toowoomba QLD --Professional-2026-05-16  
 Race 6: FLORENCE & MARABEL COLLECTIONS Class 1  
 Handicap - 870m  
 16 May 2026 - 7:48PM  
 Track Rating: Good 4, Weather: Fine, Rail Position: +3m Entire Circuit



Section	L870	L600	L400	L200	L0
Section Times	0:52.84 (0:07.16)	0:45.68 [5] (0:10.84)	0:34.84 [6] (0:11.08)	0:23.76 [6] (0:11.50)	0:12.26 [7] (0:12.26)
Average Speed [km/h]	39.1	67.0	66.0	63.2	58.2
Top Speed [km/h]	61.8	68.3	67.6	64.5	61.5
Avg. Dist. to Rail [m]	4.4	5.0	3.1	2.9	2.8
Avg. Stride Freq. [Hz]	2.5	2.6	2.6	2.5	2.4
Avg. Stride Length [m]	5.3	7.1	7.3	7.1	6.9



[ ] Ranking at each section and finish  
 -:-:- No data available at this section  
 NA No data available



# Toowoomba QLD

Race 7: LAWRENCE & HANSON QTIS Three-Year-Old Maiden Handicap - 1200m

16 May 2026 - 8:19PM

Track Rating: Good 4, Weather: Fine, Rail Position: +3m Entire Circuit



Field Times (Race Tempo)      1:14.44    0:59.90    0:48.55    0:36.65    0:24.50    0:12.44  
 (0:14.54)    (0:11.35)    (0:11.90)    (0:12.14)    (0:12.06)    (0:12.44)

Rank	TAB#	Horse	Overall Time	First 400m	Top Speed km/h (Section)	L1200	L1000	L800	L600	L400	L200		
	(BAR#)	Jockey	Margin (DT-W)	Last 600m	Fastest Section (Time)	Start - 1000	1000 - 800	800 - 600	600 - 400	400 - 200	200 - Finish		
1	13	Tuesday	1:14.44	0:25.90	65.1 (1000-800)	1:14.44	0:59.90 [1]	0:48.55 [2]	0:36.64 [2]	0:24.50 [1]	0:12.44 [1]		
	(1)	Nozi Tomizawa		0:36.64	1000-800 (0:11.36)	(0:14.54)	(0:11.36)	(0:11.91)	(0:12.14)	(0:12.06)	(0:12.44)		
2	1	Two Minds	1:14.44	0:25.89	65.6 (1200 - 1000)	1:14.44	0:59.86 [2]	0:48.55 [1]	0:36.65 [1]	0:24.49 [2]	0:12.25 [2]		
	(6)	Ashley Butler	0.0L (+8)	0:36.64	1000-800 (0:11.31)	(0:14.58)	(0:11.31)	(0:11.90)	(0:12.15)	(0:12.24)	(0:12.25)		
3	9	Run To You	1:14.76	0:26.50	64.6 (1200 - 1000)	1:14.76	0:59.66 [9]	0:48.25 [9]	0:36.51 [8]	0:24.18 [8]	0:12.01 [5]		
	(4)	Aidan Keeley	1.9L (+6)	0:36.51	1000-800 (0:11.40)	(0:15.10)	(0:11.40)	(0:11.74)	(0:12.33)	(0:12.17)	(0:12.01)		
4	2	Fundora	1:14.91	0:26.30	65.2 (1000-800)	1:14.91	1:00.16 [5]	0:48.61 [5]	0:36.73 [7]	0:24.43 [6]	0:12.09 [6]		
	(5)	Damien Boche	2.8L (+9)	0:36.73	1000-800 (0:11.55)	(0:14.75)	(0:11.55)	(0:11.88)	(0:12.30)	(0:12.34)	(0:12.09)		
5	3	Throw It Back	1:15.06	0:26.39	65.4 (1000-800)	1:15.06	1:00.09 [8]	0:48.68 [7]	0:36.99 [5]	0:24.81 [5]	0:12.53 [3]		
	(8)	Montanna Savva	3.7L (+8)	0:36.99	1000-800 (0:11.42)	(0:14.97)	(0:11.42)	(0:11.69)	(0:12.18)	(0:12.28)	(0:12.53)		
6	15	Yakitori	1:15.24	0:26.12	64.2 (1000-800)	1:15.24	1:00.58 [4]	0:49.11 [4]	0:37.35 [3]	0:25.23 [3]	0:12.67 [4]		
	(10)	Micheal Hellyer	4.8L (+3)	0:37.35	1000-800 (0:11.46)	(0:14.66)	(0:11.46)	(0:11.77)	(0:12.12)	(0:12.56)	(0:12.67)		
7	8	Better Go Torque	1:15.29	0:26.95	64.1 (1000-800)	1:15.29	0:59.93 [11]	0:48.34 [11]	0:36.57 [11]	0:24.45 [10]	0:12.25 [8]		
	(9)	Charlie Bennett	5.0L (+6)	0:36.57	1000-800 (0:11.59)	(0:15.36)	(0:11.59)	(0:11.77)	(0:12.12)	(0:12.20)	(0:12.25)		
8	5	Spring Rain	1:15.87	0:26.73	64.4 (1000-800)	1:15.87	1:00.62 [10]	0:49.14 [10]	0:37.34 [10]	0:25.02 [11]	0:12.47 [10]		
	(7)	Hannah Richardson	8.4L (+10)	0:37.33	1000-800 (0:11.48)	(0:15.25)	(0:11.48)	(0:11.80)	(0:12.32)	(0:12.54)	(0:12.47)		
9	14	Little Miss Boom	1:16.22	0:26.11	65.5 (1000-800)	1:16.22	1:01.57 [3]	0:50.11 [3]	0:38.31 [4]	0:26.03 [4]	0:13.27 [7]		
	(2)	Stacey Callow	10.5L (-1)	0:38.30	1000-800 (0:11.46)	(0:14.65)	(0:11.46)	(0:11.80)	(0:12.27)	(0:12.76)	(0:13.27)		
10	16	Sweet Poppy	1:16.81	0:26.46	63.6 (1000-800)	1:16.81	1:01.98 [6]	0:50.35 [8]	0:38.49 [9]	0:26.09 [9]	0:13.20 [11]		
	(11)	Kelsey Lenton	13.9L (+8)	0:38.49	1000-800 (0:11.63)	(0:14.83)	(0:11.63)	(0:11.85)	(0:12.41)	(0:12.88)	(0:13.20)		

Scratched: Talleyrand (#4), Piereva (#7), Mr Democrat (#10), Too Darn Smart (#11), Jardin De Lys (#12)

Report Created: Sat 16 May 2026

(Note: Races are conducted over an approximate distance as close as possible to the advertised distance, and recorded data may vary accordingly. Official times refer to race times only and do not include handicap times.)

[ ] Position in running at each section and finish    TAB# Saddle cloth number  
 -:-:- No data available at this section    BAR# Barrier/Gate Position  
 NA No data available    DNF Did not finish  
 DNT Did not track    DT-W Distance travelled compared to winner in metres

Fastest split  
 Fastest section

data processed by TRIPLESDATA



# Toowoomba QLD

Race 7: LAWRENCE & HANSON QTIS Three-Year-Old Maiden Handicap - 1200m

16 May 2026 - 8:19PM

Track Rating: Good 4, Weather: Fine, Rail Position: +3m Entire Circuit



Field Times (Race Tempo)      1:14.44 (0:14.54)    0:59.90 (0:11.35)    0:48.55 (0:11.90)    0:36.65 (0:12.14)    0:24.50 (0:12.06)    0:12.44 (0:12.44)

Rank	TAB#	Horse	Overall Time	First 400m	Top Speed km/h (Section)	L1200	L1000	L800	L600	L400	L200		
	(BAR#)	Jockey	Margin (DT-W)	Last 600m	Fastest Section (Time)	Start - 1000	1000 - 800	800 - 600	600 - 400	400 - 200	200 - Finish		
11	6	Love The Governess	1:16.87	0:26.34	64.1 (1000-800)	1:16.87	1:02.03 [7]	0:50.53 [6]	0:38.70 [6]	0:26.34 [7]	0:13.58 [9]		
	(3)	Fred Larson	14.3L (-1)	0:38.69	1000-800 (0:11.50)	(0:14.84)	(0:11.50)	(0:11.83)	(0:12.36)	(0:12.75)	(0:13.58)		

Scratched: Talleyrand (#4), Piereva (#7), Mr Democrat (#10), Too Darn Smart (#11), Jardin De Lys (#12)

Report Created: Sat 16 May 2026

(Note: Races are conducted over an approximate distance as close as possible to the advertised distance, and recorded data may vary accordingly. Official times refer to race times only and do not include handicap times.)

[ ] Position in running at each section and finish    TAB# Saddle cloth number

-:-:- No data available at this section

NA No data available

DNT Did not track

BAR# Barrier/Gate Position

DNF Did not finish

DT-W Distance travelled compared to winner in metres

Fastest split

Fastest section

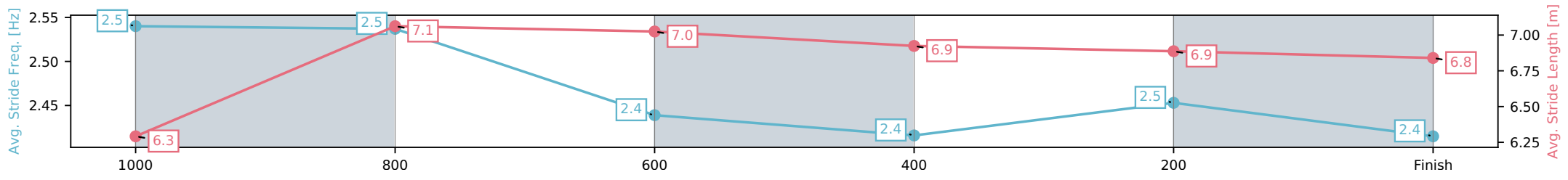
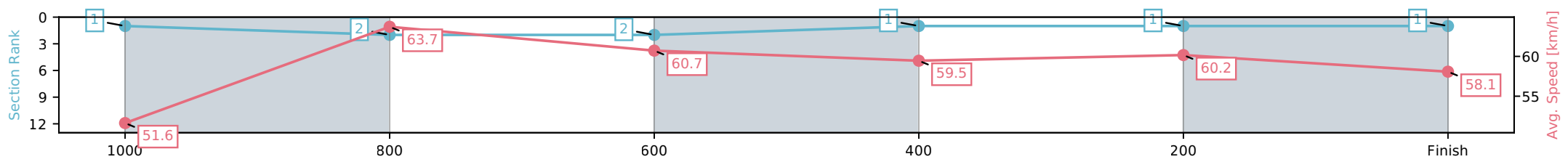
Horse/Jockey Name	Tuesday/Nozi Tomizawa
Finish Rank	1
Fastest Section Time (Section)	0:11.36 (1000-800)
Top Speed [km/h] (Section)	65.1 (1000-800)
Race State	Finished



Toowoomba QLD --Professional-2026-05-16  
 Race 7: LAWRENCE & HANSON QTIS Three-Year-Old Maiden Handicap - 1200m  
 16 May 2026 - 8:19PM  
 Track Rating: Good 4, Weather: Fine, Rail Position: +3m Entire Circuit



Section	L1200	L1000	L800	L600	L400	L200
Section Times	1:14.44 (0:14.54)	0:59.90 [1] (0:11.36)	0:48.55 [2] (0:11.91)	0:36.64 [2] (0:12.14)	0:24.50 [1] (0:12.06)	0:12.44 [1] (0:12.44)
Average Speed [km/h]	51.6	63.7	60.7	59.5	60.2	58.1
Top Speed [km/h]	63.8	65.1	62.9	60.5	61.2	60.0
Avg. Dist. to Rail [m]	2.5	1.1	1.6	0.5	2.6	2.8
Avg. Stride Freq. [Hz]	2.5	2.5	2.4	2.4	2.5	2.4
Avg. Stride Length [m]	6.3	7.1	7.0	6.9	6.9	6.8



[ ] Ranking at each section and finish  
 -:-:- No data available at this section  
 NA No data available

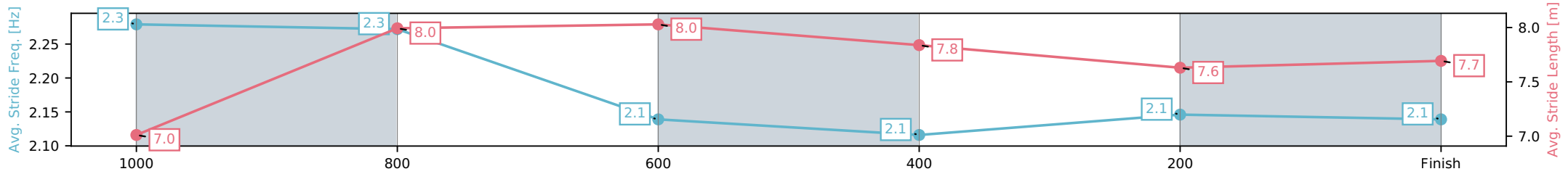
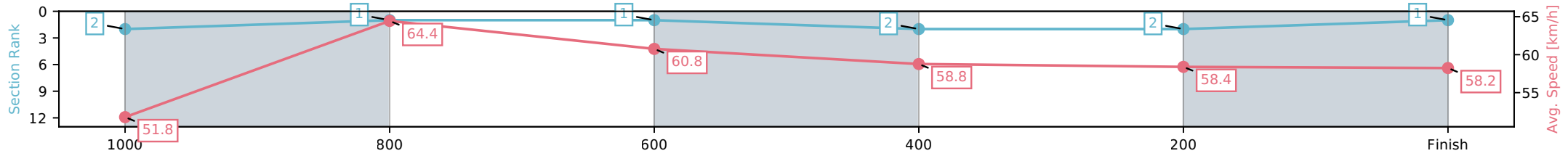
Horse/Jockey Name	Two Minds/Ashley Butler
Finish Rank	2
Fastest Section Time (Section)	0:11.31 (1000-800)
Top Speed [km/h] (Section)	65.6 (1200 - 1000)
Race State	Finished



Toowoomba QLD --Professional-2026-05-16  
 Race 7: LAWRENCE & HANSON QTIS Three-Year-Old Maiden Handicap - 1200m  
 16 May 2026 - 8:19PM  
 Track Rating: Good 4, Weather: Fine, Rail Position: +3m Entire Circuit



Section	L1200	L1000	L800	L600	L400	L200
Section Times	1:14.44 (0:14.58)	0:59.86 [2] (0:11.31)	0:48.55 [1] (0:11.90)	0:36.65 [1] (0:12.15)	0:24.49 [2] (0:12.24)	0:12.25 [2] (0:12.25)
Average Speed [km/h]	51.8	64.4	60.8	58.8	58.4	58.2
Top Speed [km/h]	65.6	65.4	63.1	59.9	58.8	58.5
Avg. Dist. to Rail [m]	6.9	4.1	1.1	1.5	1.9	0.7
Avg. Stride Freq. [Hz]	2.3	2.3	2.1	2.1	2.1	2.1
Avg. Stride Length [m]	7.0	8.0	8.0	7.8	7.6	7.7



[ ] Ranking at each section and finish  
 -:-:- No data available at this section  
 NA No data available

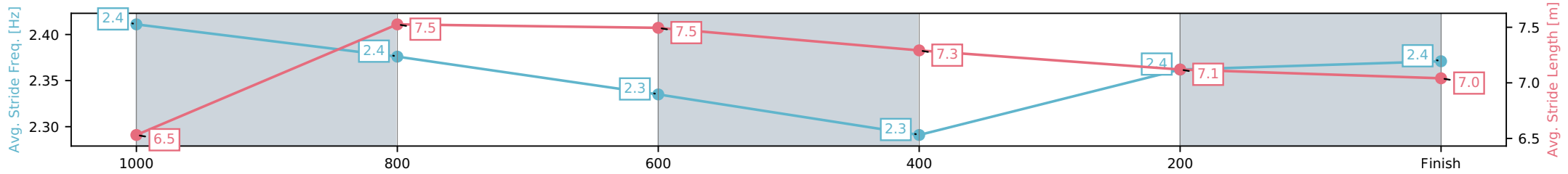
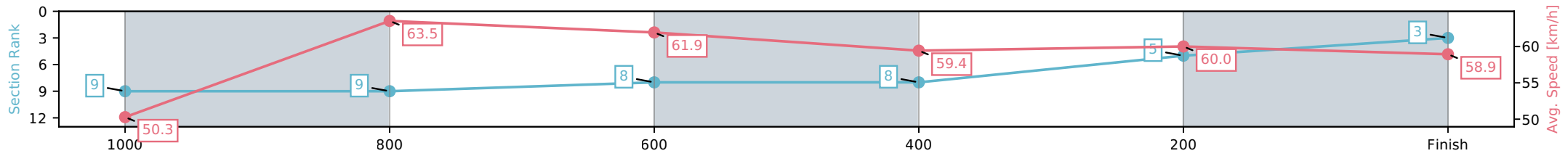
Horse/Jockey Name	Run To You/Aidan Keeley
Finish Rank	3
Fastest Section Time (Section)	0:11.40 (1000-800)
Top Speed [km/h] (Section)	64.6 (1200 - 1000)
Race State	Finished



Toowoomba QLD --Professional-2026-05-16  
 Race 7: LAWRENCE & HANSON QTIS Three-Year-Old Maiden  
 Handicap - 1200m  
 16 May 2026 - 8:19PM  
 Track Rating: Good 4, Weather: Fine, Rail Position: +3m Entire Circuit



Section	L1200	L1000	L800	L600	L400	L200
Section Times	1:14.76 (0:15.10)	0:59.66 [9] (0:11.40)	0:48.25 [9] (0:11.74)	0:36.51 [8] (0:12.33)	0:24.18 [8] (0:12.17)	0:12.01 [5] (0:12.01)
Average Speed [km/h]	50.3	63.5	61.9	59.4	60.0	58.9
Top Speed [km/h]	64.6	64.3	63.8	60.0	60.9	60.4
Avg. Dist. to Rail [m]	4.7	2.1	3.3	3.2	4.8	5.8
Avg. Stride Freq. [Hz]	2.4	2.4	2.3	2.3	2.4	2.4
Avg. Stride Length [m]	6.5	7.5	7.5	7.3	7.1	7.0



[ ] Ranking at each section and finish  
 -:-:- No data available at this section  
 NA No data available

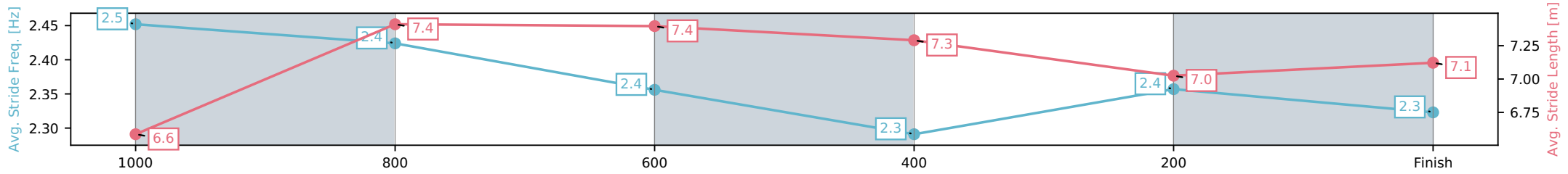
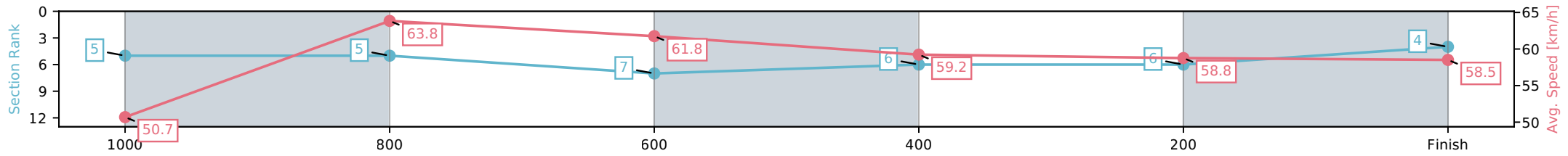
Horse/Jockey Name	Fundora/Damien Boche
Finish Rank	4
Fastest Section Time (Section)	0:11.55 (1000-800)
Top Speed [km/h] (Section)	65.2 (1000-800)
Race State	Finished



Toowoomba QLD --Professional-2026-05-16  
 Race 7: LAWRENCE & HANSON QTIS Three-Year-Old Maiden  
 Handicap - 1200m  
 16 May 2026 - 8:19PM  
 Track Rating: Good 4, Weather: Fine, Rail Position: +3m Entire Circuit



Section	L1200	L1000	L800	L600	L400	L200
Section Times	1:14.91 (0:14.75)	1:00.16 [5] (0:11.55)	0:48.61 [5] (0:11.88)	0:36.73 [7] (0:12.30)	0:24.43 [6] (0:12.34)	0:12.09 [6] (0:12.09)
Average Speed [km/h]	50.7	63.8	61.8	59.2	58.8	58.5
Top Speed [km/h]	64.9	65.2	62.8	60.2	60.3	60.5
Avg. Dist. to Rail [m]	6.6	6.2	5.0	2.6	2.2	1.5
Avg. Stride Freq. [Hz]	2.5	2.4	2.4	2.3	2.4	2.3
Avg. Stride Length [m]	6.6	7.4	7.4	7.3	7.0	7.1



[ ] Ranking at each section and finish  
 -:-:- No data available at this section  
 NA No data available

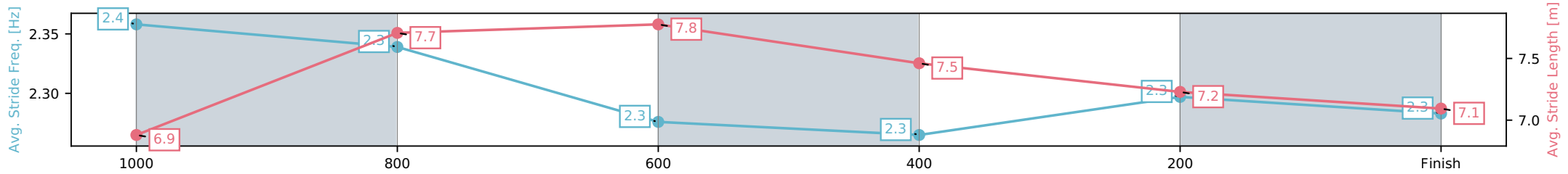
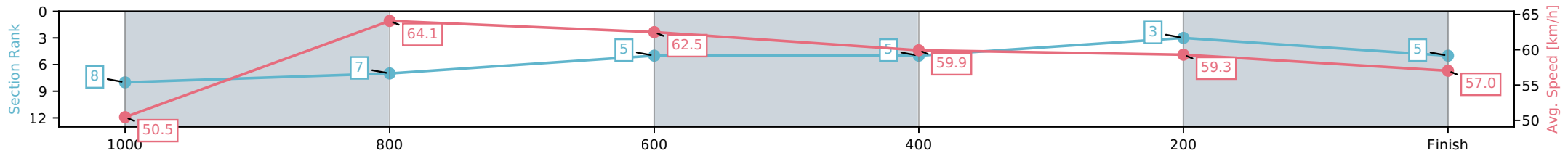
Horse/Jockey Name	Throw It Back/Montanna Savva
Finish Rank	5
Fastest Section Time (Section)	0:11.42 (1000-800)
Top Speed [km/h] (Section)	65.4 (1000-800)
Race State	Finished



Toowoomba QLD --Professional-2026-05-16  
 Race 7: LAWRENCE & HANSON QTIS Three-Year-Old Maiden  
 Handicap - 1200m  
 16 May 2026 - 8:19PM  
 Track Rating: Good 4, Weather: Fine, Rail Position: +3m Entire Circuit



Section	L1200	L1000	L800	L600	L400	L200
Section Times	1:15.06 (0:14.97)	1:00.09 [8] (0:11.42)	0:48.68 [7] (0:11.69)	0:36.99 [5] (0:12.18)	0:24.81 [5] (0:12.28)	0:12.53 [3] (0:12.53)
Average Speed [km/h]	50.5	64.1	62.5	59.9	59.3	57.0
Top Speed [km/h]	64.1	65.4	63.4	60.9	60.0	58.8
Avg. Dist. to Rail [m]	8.0	4.8	3.9	2.9	3.9	4.4
Avg. Stride Freq. [Hz]	2.4	2.3	2.3	2.3	2.3	2.3
Avg. Stride Length [m]	6.9	7.7	7.8	7.5	7.2	7.1



[ ] Ranking at each section and finish  
 -:-:- No data available at this section  
 NA No data available

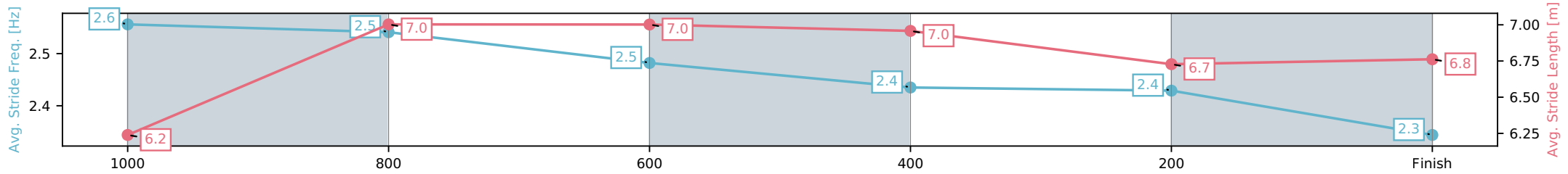
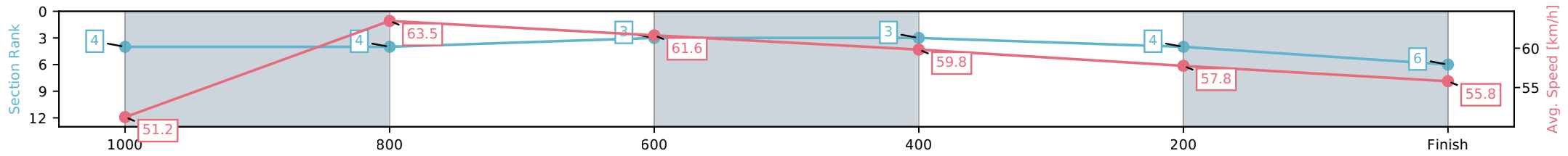
Horse/Jockey Name	Yakitori/Micheal Hellyer
Finish Rank	6
Fastest Section Time (Section)	0:11.46 (1000-800)
Top Speed [km/h] (Section)	64.2 (1000-800)
Race State	Finished



Toowoomba QLD --Professional-2026-05-16  
 Race 7: LAWRENCE & HANSON QTIS Three-Year-Old Maiden Handicap - 1200m  
 16 May 2026 - 8:19PM  
 Track Rating: Good 4, Weather: Fine, Rail Position: +3m Entire Circuit



Section	L1200	L1000	L800	L600	L400	L200
Section Times	1:15.24 (0:14.66)	1:00.58 [4] (0:11.46)	0:49.11 [4] (0:11.77)	0:37.35 [3] (0:12.12)	0:25.23 [3] (0:12.56)	0:12.67 [4] (0:12.67)
Average Speed [km/h]	51.2	63.5	61.6	59.8	57.8	55.8
Top Speed [km/h]	62.4	64.2	63.1	60.8	59.2	57.7
Avg. Dist. to Rail [m]	9.1	3.6	2.3	1.5	2.0	1.5
Avg. Stride Freq. [Hz]	2.6	2.5	2.5	2.4	2.4	2.3
Avg. Stride Length [m]	6.2	7.0	7.0	7.0	6.7	6.8



[ ] Ranking at each section and finish  
 -:-:- No data available at this section  
 NA No data available

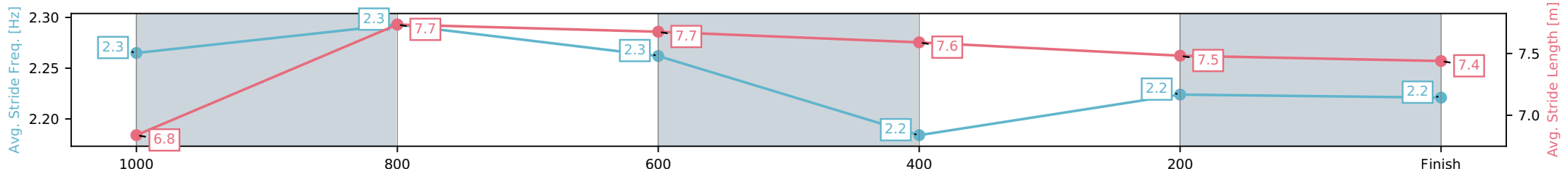
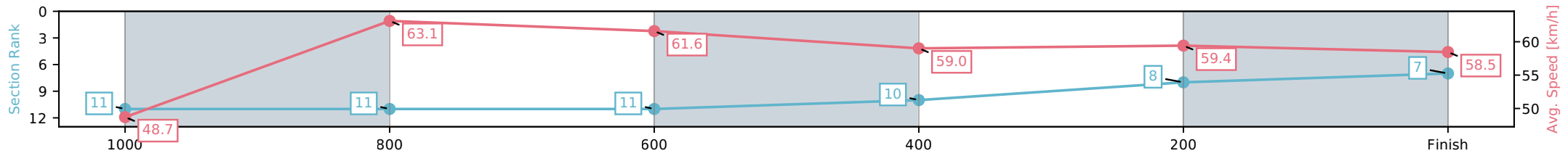
Horse/Jockey Name	Better Go Torque/Charlie Bennett
Finish Rank	7
Fastest Section Time (Section)	0:11.59 (1000-800)
Top Speed [km/h] (Section)	64.1 (1000-800)
Race State	Finished



Toowoomba QLD --Professional-2026-05-16  
 Race 7: LAWRENCE & HANSON QTIS Three-Year-Old Maiden Handicap - 1200m  
 16 May 2026 - 8:19PM  
 Track Rating: Good 4, Weather: Fine, Rail Position: +3m Entire Circuit



Section	L1200	L1000	L800	L600	L400	L200
Section Times	1:15.29 (0:15.36)	0:59.93 [11] (0:11.59)	0:48.34 [11] (0:11.77)	0:36.57 [11] (0:12.12)	0:24.45 [10] (0:12.20)	0:12.25 [8] (0:12.25)
Average Speed [km/h]	48.7	63.1	61.6	59.0	59.4	58.5
Top Speed [km/h]	63.6	64.1	62.4	59.5	60.1	59.5
Avg. Dist. to Rail [m]	9.6	4.3	1.7	1.4	3.1	5.9
Avg. Stride Freq. [Hz]	2.3	2.3	2.3	2.2	2.2	2.2
Avg. Stride Length [m]	6.8	7.7	7.7	7.6	7.5	7.4



[ ] Ranking at each section and finish  
 -:-:- No data available at this section  
 NA No data available

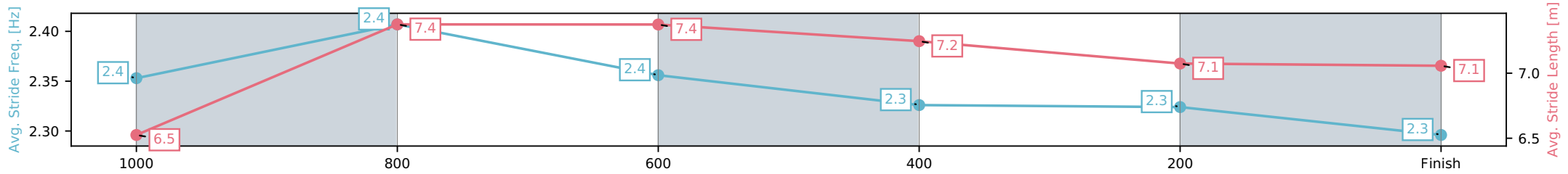
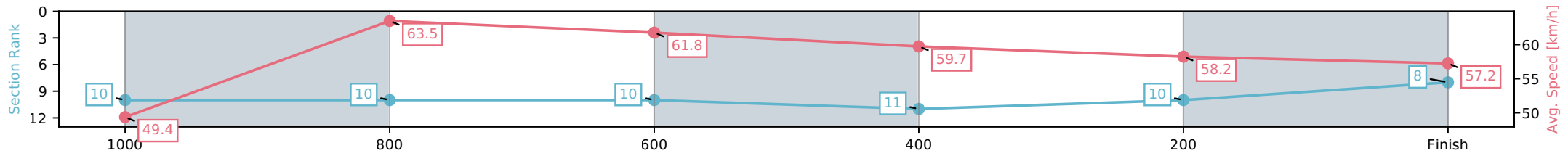
Horse/Jockey Name	Spring Rain/Hannah Richardson
Finish Rank	8
Fastest Section Time (Section)	0:11.48 (1000-800)
Top Speed [km/h] (Section)	64.4 (1000-800)
Race State	Finished



Toowoomba QLD --Professional-2026-05-16  
 Race 7: LAWRENCE & HANSON QTIS Three-Year-Old Maiden  
 Handicap - 1200m  
 16 May 2026 - 8:19PM  
 Track Rating: Good 4, Weather: Fine, Rail Position: +3m Entire Circuit



Section	L1200	L1000	L800	L600	L400	L200
Section Times	1:15.87 (0:15.25)	1:00.62 [10] (0:11.48)	0:49.14 [10] (0:11.80)	0:37.34 [10] (0:12.32)	0:25.02 [11] (0:12.54)	0:12.47 [10] (0:12.47)
Average Speed [km/h]	49.4	63.5	61.8	59.7	58.2	57.2
Top Speed [km/h]	62.8	64.4	63.8	60.7	59.1	58.2
Avg. Dist. to Rail [m]	6.6	3.5	4.0	4.3	4.0	5.2
Avg. Stride Freq. [Hz]	2.4	2.4	2.4	2.3	2.3	2.3
Avg. Stride Length [m]	6.5	7.4	7.4	7.2	7.1	7.1



[ ] Ranking at each section and finish  
 -:-:- No data available at this section  
 NA No data available

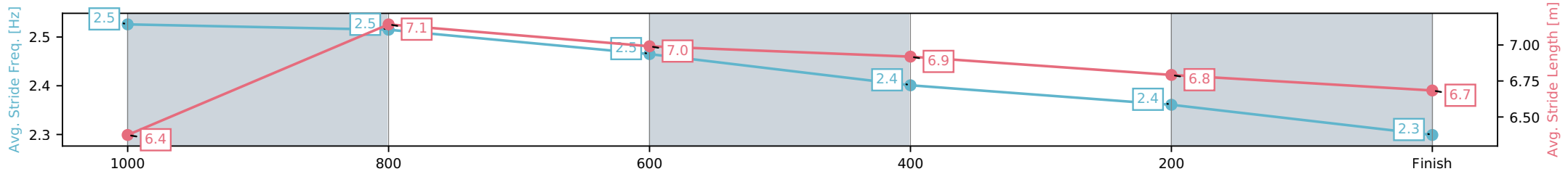
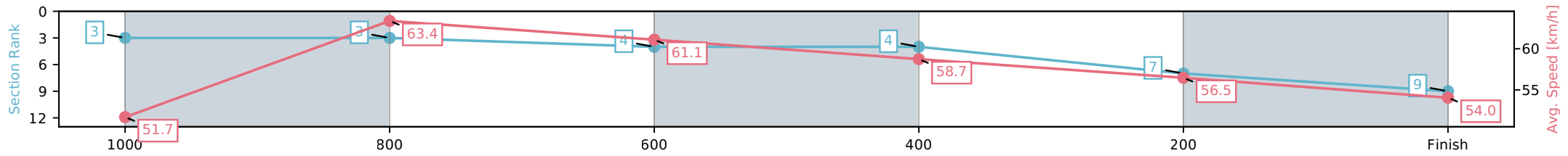
Horse/Jockey Name	Little Miss Boom/Stacey Callow
Finish Rank	9
Fastest Section Time (Section)	0:11.46 (1000-800)
Top Speed [km/h] (Section)	65.5 (1000-800)
Race State	Finished



Toowoomba QLD --Professional-2026-05-16  
 Race 7: LAWRENCE & HANSON QTIS Three-Year-Old Maiden  
 Handicap - 1200m  
 16 May 2026 - 8:19PM  
 Track Rating: Good 4, Weather: Fine, Rail Position: +3m Entire Circuit



Section	L1200	L1000	L800	L600	L400	L200
Section Times	1:16.22 (0:14.65)	1:01.57 [3] (0:11.46)	0:50.11 [3] (0:11.80)	0:38.31 [4] (0:12.27)	0:26.03 [4] (0:12.76)	0:13.27 [7] (0:13.27)
Average Speed [km/h]	51.7	63.4	61.1	58.7	56.5	54.0
Top Speed [km/h]	65.0	65.5	62.7	59.8	57.4	55.7
Avg. Dist. to Rail [m]	4.0	2.4	0.7	0.4	0.3	0.4
Avg. Stride Freq. [Hz]	2.5	2.5	2.5	2.4	2.4	2.3
Avg. Stride Length [m]	6.4	7.1	7.0	6.9	6.8	6.7



Report Created: Sat 16 May 2026 (Note: Timing is based on positional data)

[ ] Ranking at each section and finish  
 -:-:- No data available at this section  
 NA No data available

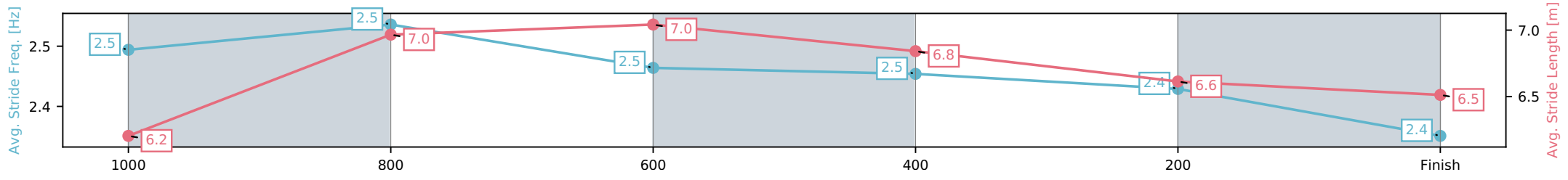
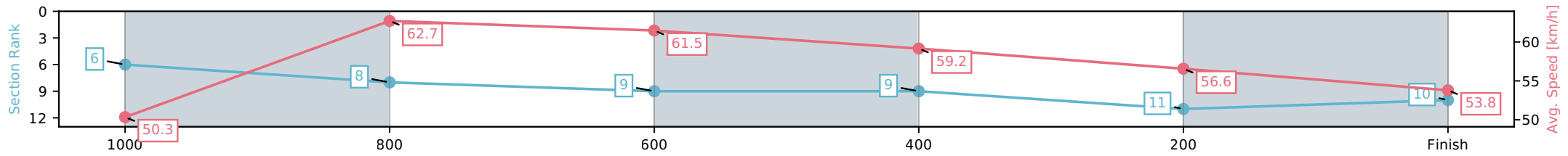
Horse/Jockey Name	Sweet Poppy/Kelsey Lenton
Finish Rank	10
Fastest Section Time (Section)	0:11.63 (1000-800)
Top Speed [km/h] (Section)	63.6 (1000-800)
Race State	Finished



Toowoomba QLD --Professional-2026-05-16  
 Race 7: LAWRENCE & HANSON QTIS Three-Year-Old Maiden Handicap - 1200m  
 16 May 2026 - 8:19PM  
 Track Rating: Good 4, Weather: Fine, Rail Position: +3m Entire Circuit



Section	L1200	L1000	L800	L600	L400	L200
Section Times	1:16.81 (0:14.83)	1:01.98 [6] (0:11.63)	0:50.35 [8] (0:11.85)	0:38.49 [9] (0:12.41)	0:26.09 [9] (0:12.88)	0:13.20 [11] (0:13.20)
Average Speed [km/h]	50.3	62.7	61.5	59.2	56.6	53.8
Top Speed [km/h]	63.2	63.6	62.2	61.0	57.7	54.8
Avg. Dist. to Rail [m]	7.7	3.2	3.9	3.9	3.7	4.2
Avg. Stride Freq. [Hz]	2.5	2.5	2.5	2.5	2.4	2.4
Avg. Stride Length [m]	6.2	7.0	7.0	6.8	6.6	6.5



[ ] Ranking at each section and finish  
 -.-.- No data available at this section  
 NA No data available

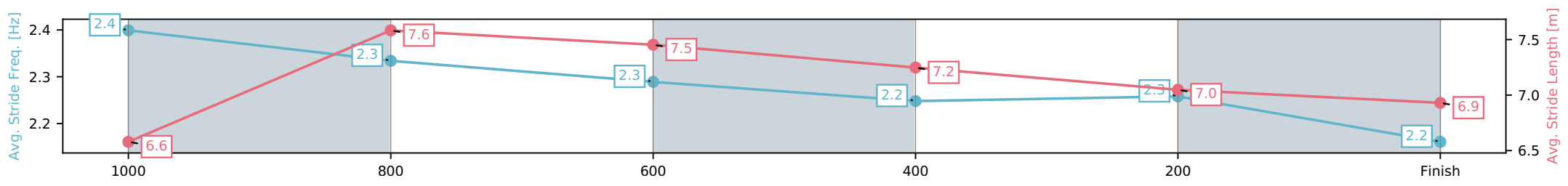
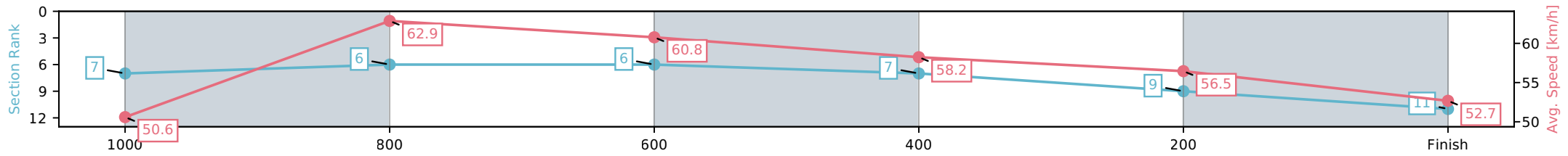
Horse/Jockey Name	Love The Governess/Fred Larson
Finish Rank	11
Fastest Section Time (Section)	0:11.50 (1000-800)
Top Speed [km/h] (Section)	64.1 (1000-800)
Race State	Finished



Toowoomba QLD --Professional-2026-05-16  
 Race 7: LAWRENCE & HANSON QTIS Three-Year-Old Maiden  
 Handicap - 1200m  
 16 May 2026 - 8:19PM  
 Track Rating: Good 4, Weather: Fine, Rail Position: +3m Entire Circuit



Section	L1200	L1000	L800	L600	L400	L200
Section Times	1:16.87 (0:14.84)	1:02.03 [7] (0:11.50)	0:50.53 [6] (0:11.83)	0:38.70 [6] (0:12.36)	0:26.34 [7] (0:12.75)	0:13.58 [9] (0:13.58)
Average Speed [km/h]	50.6	62.9	60.8	58.2	56.5	52.7
Top Speed [km/h]	64.0	64.1	62.0	58.7	57.7	55.2
Avg. Dist. to Rail [m]	5.3	1.7	0.3	0.2	0.4	1.3
Avg. Stride Freq. [Hz]	2.4	2.3	2.3	2.2	2.3	2.2
Avg. Stride Length [m]	6.6	7.6	7.5	7.2	7.0	6.9



[ ] Ranking at each section and finish  
 -:-:- No data available at this section  
 NA No data available