

Horse/Jockey Name	Problematical/Sean Cormack
Finish Rank	1
Fastest Section Time (Section)	0:10.97 (1200-1000)
Top Speed [km/h] (Section)	67.0 (1200-1000)
Race State	Finished



Sunshine Coast Poly Track QLD

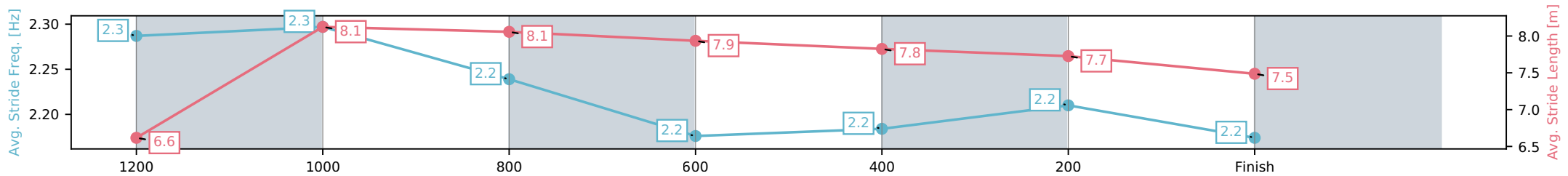
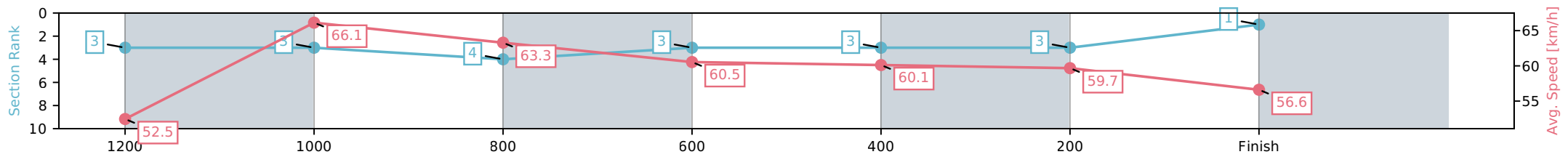
Race 1: BOLD CONSTRUCTION GROUP Maiden Plate - 1400m

17 May 2026 - 12:15PM



Track Rating: Synthetic, Weather: Overcast, Rail Position: True Entire Circuit

Section	L1400	L1200	L1000	L800	L600	L400	L200
Section Times	1:24.79 (0:13.57)	1:11.22 [3] (0:10.97)	1:00.25 [3] (0:11.39)	0:48.86 [4] (0:12.04)	0:36.83 [3] (0:11.98)	0:24.85 [3] (0:12.05)	0:12.80 [3] (0:12.80)
Average Speed [km/h]	52.5	66.1	63.3	60.5	60.1	59.7	56.6
Top Speed [km/h]	65.7	67.0	65.6	61.2	60.9	60.4	58.8
Avg. Dist. to Rail [m]	3.0	2.6	2.1	1.7	0.4	0.4	1.5
Avg. Stride Freq. [Hz]	2.3	2.3	2.2	2.2	2.2	2.2	2.2
Avg. Stride Length [m]	6.6	8.1	8.1	7.9	7.8	7.7	7.5



- [] Ranking at each section and finish
- :-:- No data available at this section
- NA No data available

Horse/Jockey Name	Hard Knox/Jake Bayliss
Finish Rank	2
Fastest Section Time (Section)	0:11.06 (1200-1000)
Top Speed [km/h] (Section)	66.6 (1400 - 1200)
Race State	Finished



Sunshine Coast Poly Track QLD

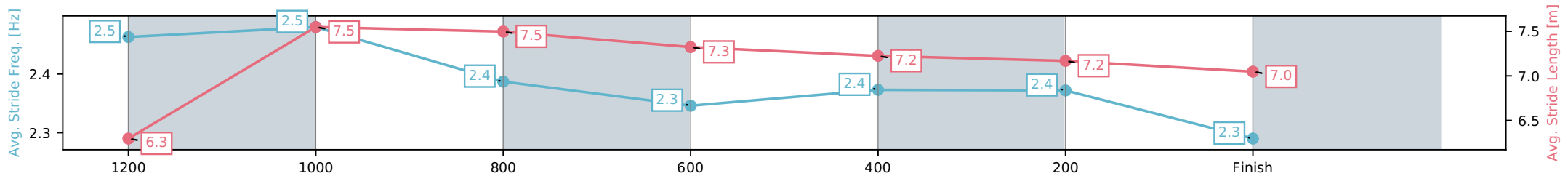
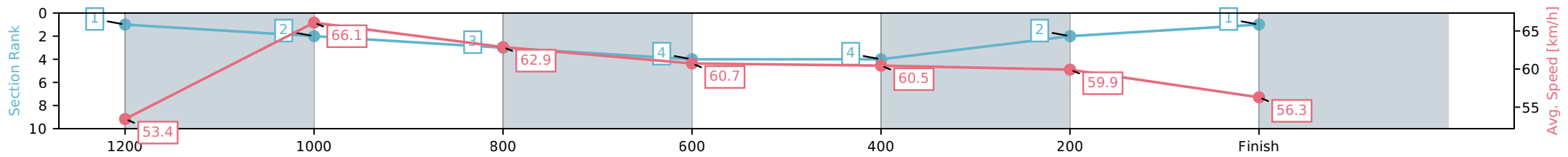
Race 1: BOLD CONSTRUCTION GROUP Maiden Plate - 1400m

17 May 2026 - 12:15PM



Track Rating: Synthetic, Weather: Overcast, Rail Position: True Entire Circuit

Section	L1400	L1200	L1000	L800	L600	L400	L200
Section Times	1:24.79 (0:13.40)	1:11.40 [1] (0:11.06)	1:00.34 [2] (0:11.46)	0:48.87 [3] (0:12.05)	0:36.82 [4] (0:12.00)	0:24.82 [4] (0:12.02)	0:12.80 [2] (0:12.80)
Average Speed [km/h]	53.4	66.1	62.9	60.7	60.5	59.9	56.3
Top Speed [km/h]	66.6	66.5	64.0	62.2	61.5	61.6	59.2
Avg. Dist. to Rail [m]	8.6	5.4	3.9	2.3	1.1	3.8	4.4
Avg. Stride Freq. [Hz]	2.5	2.5	2.4	2.3	2.4	2.4	2.3
Avg. Stride Length [m]	6.3	7.5	7.5	7.3	7.2	7.2	7.0



- [] Ranking at each section and finish
- :-:- No data available at this section
- NA No data available

Horse/Jockey Name	Arctic Bright/Ben Thompson
Finish Rank	3
Fastest Section Time (Section)	0:10.89 (1200-1000)
Top Speed [km/h] (Section)	67.4 (1200-1000)
Race State	Finished



Sunshine Coast Poly Track QLD

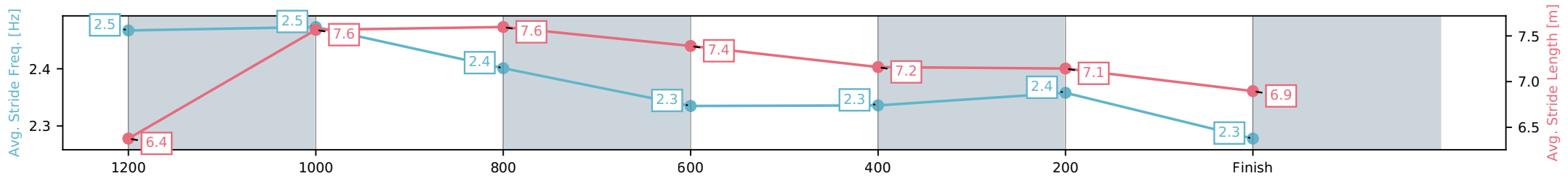
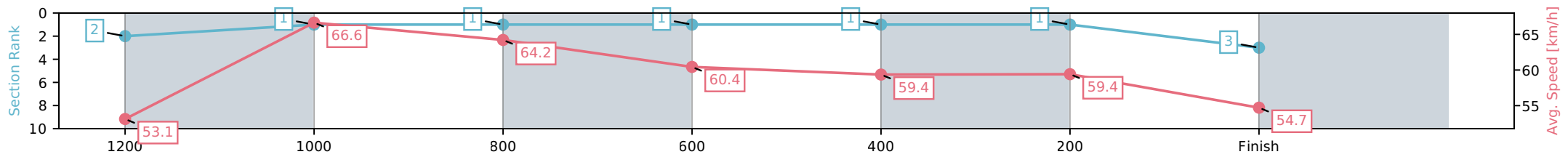
Race 1: BOLD CONSTRUCTION GROUP Maiden Plate - 1400m

17 May 2026 - 12:15PM



Track Rating: Synthetic, Weather: Overcast, Rail Position: True Entire Circuit

Section	L1400	L1200	L1000	L800	L600	L400	L200
Section Times	1:25.02 (0:13.53)	1:11.49 [2] (0:10.89)	1:00.60 [1] (0:11.22)	0:49.38 [1] (0:11.95)	0:37.43 [1] (0:12.07)	0:25.36 [1] (0:12.12)	0:13.25 [1] (0:13.25)
Average Speed [km/h]	53.1	66.6	64.2	60.4	59.4	59.4	54.7
Top Speed [km/h]	66.1	67.4	66.2	63.9	60.6	60.4	58.2
Avg. Dist. to Rail [m]	6.6	3.3	3.4	0.6	0.8	0.3	0.4
Avg. Stride Freq. [Hz]	2.5	2.5	2.4	2.3	2.3	2.4	2.3
Avg. Stride Length [m]	6.4	7.6	7.6	7.4	7.2	7.1	6.9



- [] Ranking at each section and finish
- :-:- No data available at this section
- NA No data available

Horse/Jockey Name	Clench/Cejay Graham
Finish Rank	4
Fastest Section Time (Section)	0:10.96 (1200-1000)
Top Speed [km/h] (Section)	66.9 (1200-1000)
Race State	Finished



Sunshine Coast Poly Track QLD

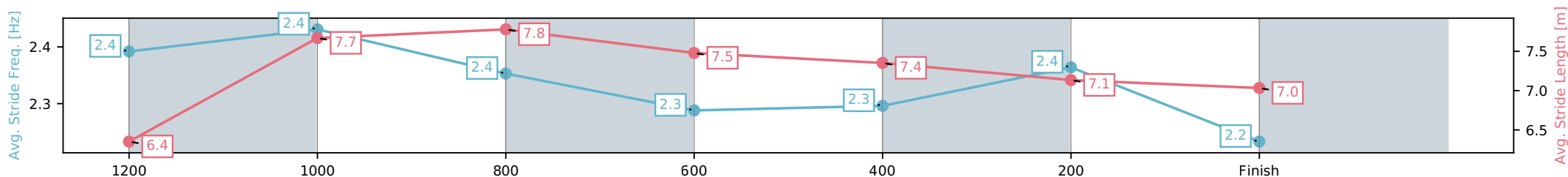
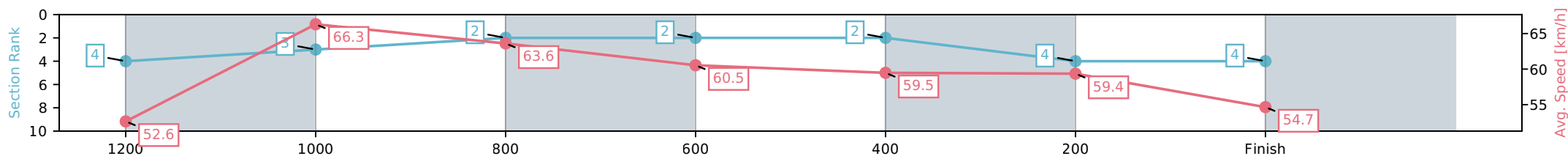
Race 1: BOLD CONSTRUCTION GROUP Maiden Plate - 1400m

17 May 2026 - 12:15PM



Track Rating: Synthetic, Weather: Overcast, Rail Position: True Entire Circuit

Section	L1400	L1200	L1000	L800	L600	L400	L200
Section Times	1:25.29 (0:13.58)	1:11.71 [4] (0:10.96)	1:00.75 [3] (0:11.33)	0:49.42 [2] (0:11.94)	0:37.49 [2] (0:12.08)	0:25.41 [2] (0:12.12)	0:13.29 [4] (0:13.29)
Average Speed [km/h]	52.6	66.3	63.6	60.5	59.5	59.4	54.7
Top Speed [km/h]	66.1	66.9	65.8	61.2	60.5	60.0	58.2
Avg. Dist. to Rail [m]	6.0	3.3	2.2	0.6	0.3	0.6	4.0
Avg. Stride Freq. [Hz]	2.4	2.4	2.4	2.3	2.3	2.4	2.2
Avg. Stride Length [m]	6.4	7.7	7.8	7.5	7.4	7.1	7.0



[] Ranking at each section and finish
 -:-:- No data available at this section
 NA No data available

Horse/Jockey Name	Canbecostly/Tiffani Brooker
Finish Rank	5
Fastest Section Time (Section)	0:11.03 (1200-1000)
Top Speed [km/h] (Section)	67.4 (1200-1000)
Race State	Finished



Sunshine Coast Poly Track QLD

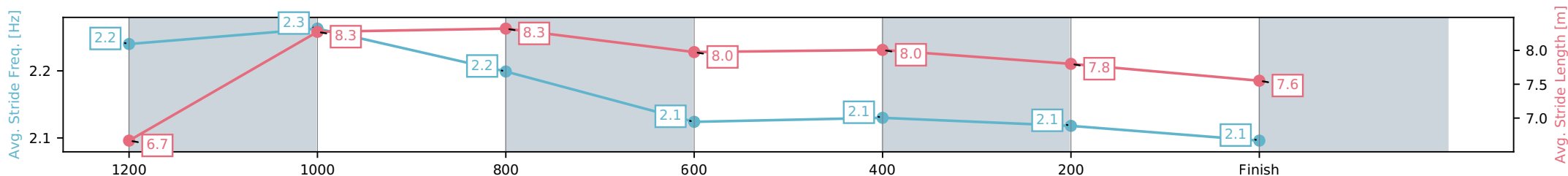
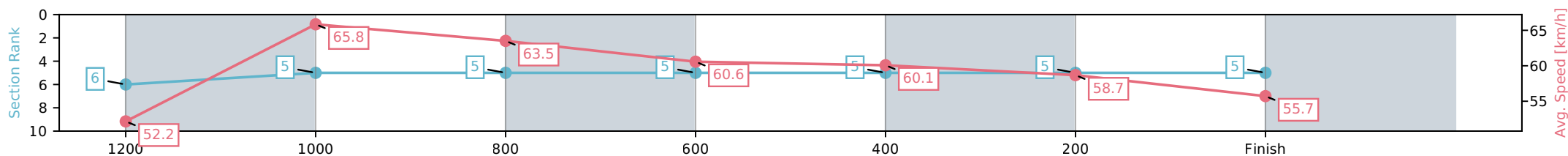
Race 1: BOLD CONSTRUCTION GROUP Maiden Plate - 1400m

17 May 2026 - 12:15PM



Track Rating: Synthetic, Weather: Overcast, Rail Position: True Entire Circuit

Section	L1400	L1200	L1000	L800	L600	L400	L200
Section Times	1:25.49 (0:13.76)	1:11.73 [6] (0:11.03)	1:00.70 [5] (0:11.36)	0:49.33 [5] (0:11.96)	0:37.37 [5] (0:12.09)	0:25.28 [5] (0:12.29)	0:12.99 [5] (0:12.99)
Average Speed [km/h]	52.2	65.8	63.5	60.6	60.1	58.7	55.7
Top Speed [km/h]	67.2	67.4	66.0	61.1	61.1	60.5	57.6
Avg. Dist. to Rail [m]	7.1	3.4	2.3	1.3	1.1	2.6	3.8
Avg. Stride Freq. [Hz]	2.2	2.3	2.2	2.1	2.1	2.1	2.1
Avg. Stride Length [m]	6.7	8.3	8.3	8.0	8.0	7.8	7.6



- [] Ranking at each section and finish
- :-:- No data available at this section
- NA No data available

Horse/Jockey Name	Watchya Language/Corey Sutherland
Finish Rank	6
Fastest Section Time (Section)	0:11.34 (1200-1000)
Top Speed [km/h] (Section)	65.4 (1200-1000)
Race State	Finished



Sunshine Coast Poly Track QLD

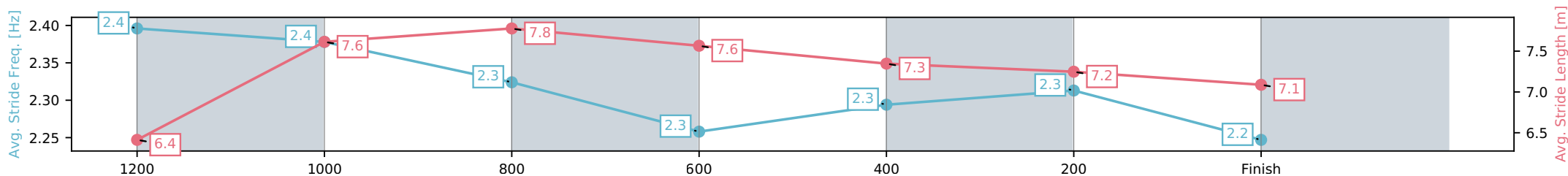
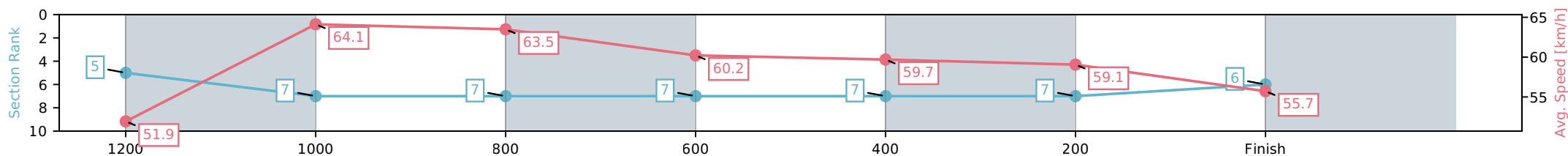
Race 1: BOLD CONSTRUCTION GROUP Maiden Plate - 1400m

17 May 2026 - 12:15PM



Track Rating: Synthetic, Weather: Overcast, Rail Position: True Entire Circuit

Section	L1400	L1200	L1000	L800	L600	L400	L200
Section Times	1:25.86 (0:13.73)	1:12.13 [5] (0:11.34)	1:00.78 [7] (0:11.36)	0:49.42 [7] (0:12.08)	0:37.35 [7] (0:12.22)	0:25.14 [7] (0:12.20)	0:12.93 [7] (0:12.93)
Average Speed [km/h]	51.9	64.1	63.5	60.2	59.7	59.1	55.7
Top Speed [km/h]	64.0	65.4	65.1	60.7	61.0	60.3	57.9
Avg. Dist. to Rail [m]	4.7	3.5	3.6	1.4	1.9	3.7	5.5
Avg. Stride Freq. [Hz]	2.4	2.4	2.3	2.3	2.3	2.3	2.2
Avg. Stride Length [m]	6.4	7.6	7.8	7.6	7.3	7.2	7.1



- [] Ranking at each section and finish
- :-:- No data available at this section
- NA No data available

Horse/Jockey Name	Too Much Chilli/Steph Tierney
Finish Rank	7
Fastest Section Time (Section)	0:11.22 (1200-1000)
Top Speed [km/h] (Section)	65.9 (1200-1000)
Race State	Finished



Sunshine Coast Poly Track QLD

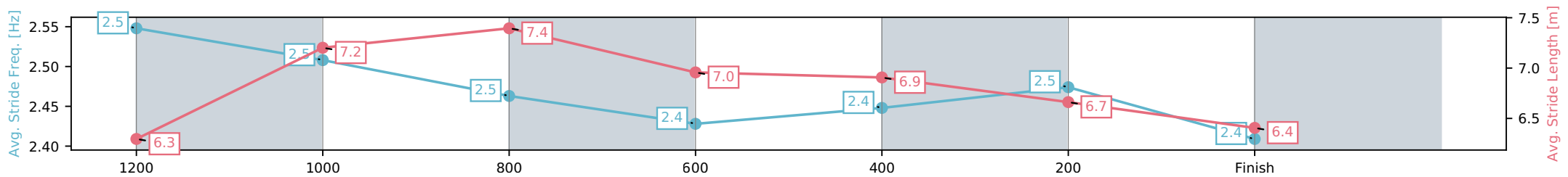
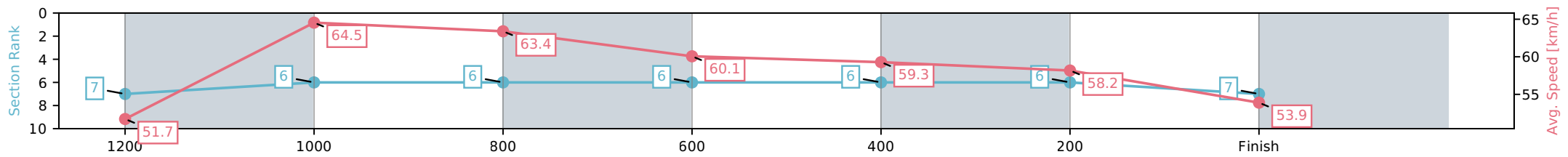
Race 1: BOLD CONSTRUCTION GROUP Maiden Plate - 1400m

17 May 2026 - 12:15PM



Track Rating: Synthetic, Weather: Overcast, Rail Position: True Entire Circuit

Section	L1400	L1200	L1000	L800	L600	L400	L200
Section Times	1:26.10 (0:13.80)	1:12.30 [7] (0:11.22)	1:01.09 [6] (0:11.37)	0:49.72 [6] (0:11.98)	0:37.74 [6] (0:12.00)	0:25.74 [6] (0:12.36)	0:13.38 [6] (0:13.38)
Average Speed [km/h]	51.7	64.5	63.4	60.1	59.3	58.2	53.9
Top Speed [km/h]	64.4	65.9	65.4	61.1	60.7	59.2	56.3
Avg. Dist. to Rail [m]	3.5	2.0	1.5	0.8	1.8	2.2	1.8
Avg. Stride Freq. [Hz]	2.5	2.5	2.5	2.4	2.4	2.5	2.4
Avg. Stride Length [m]	6.3	7.2	7.4	7.0	6.9	6.7	6.4



- [] Ranking at each section and finish
- :-:- No data available at this section
- NA No data available

Horse/Jockey Name	Madam Griselda/Mark Du Plessis
Finish Rank	8
Fastest Section Time (Section)	0:11.30 (1000-800)
Top Speed [km/h] (Section)	65.6 (1200-1000)
Race State	Finished



Sunshine Coast Poly Track QLD

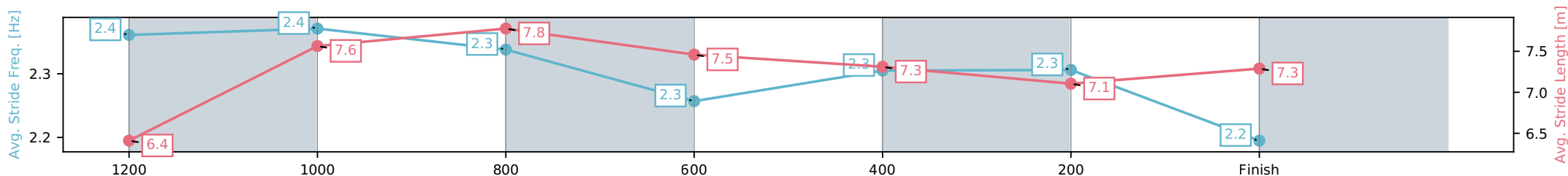
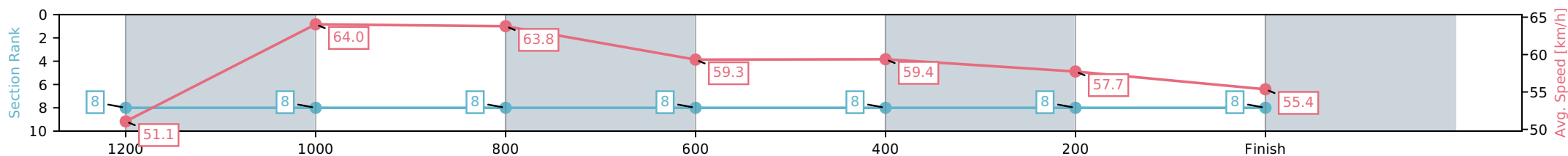
Race 1: BOLD CONSTRUCTION GROUP Maiden Plate - 1400m

17 May 2026 - 12:15PM



Track Rating: Synthetic, Weather: Overcast, Rail Position: True Entire Circuit

Section	L1400	L1200	L1000	L800	L600	L400	L200
Section Times	1:26.29 (0:14.09)	1:12.20 [8] (0:11.45)	1:00.75 [8] (0:11.30)	0:49.45 [8] (0:12.24)	0:37.22 [8] (0:11.90)	0:25.32 [8] (0:12.47)	0:12.85 [8] (0:12.85)
Average Speed [km/h]	51.1	64.0	63.8	59.3	59.4	57.7	55.4
Top Speed [km/h]	63.6	65.6	65.5	60.6	60.8	58.6	59.6
Avg. Dist. to Rail [m]	6.4	6.7	6.4	1.8	2.6	1.4	5.4
Avg. Stride Freq. [Hz]	2.4	2.4	2.3	2.3	2.3	2.3	2.2
Avg. Stride Length [m]	6.4	7.6	7.8	7.5	7.3	7.1	7.3



- [] Ranking at each section and finish
- :-:- No data available at this section
- NA No data available



Sunshine Coast Poly Track QLD -
 Race 2: HIGGINS COATINGS Class 3 Handicap - 1600m
 17 May 2026 - 12:55PM



Track Rating: Synthetic, Weather: Overcast, Rail Position: True Entire Circuit

Field Times (Race Tempo) 1:37.47 (0:13.71) 1:23.77 (0:11.91) 1:11.86 (0:11.76) 1:00.09 (0:12.19) 0:47.91 (0:12.38) 0:35.53 (0:11.77) 0:23.76 (0:11.58) 0:12.19 (0:12.19)

Rank	TAB#	Horse	Overall Time	First 400m	Top Speed km/h (Section)	L1600	L1400	L1200	L1000	L800	L600	L400	L200
	(BAR#)	Jockey	Margin (DT-W)	Last 600m	Fastest Section (Time)	Start - 1400	1400 - 1200	1200 - 1000	1000 - 800	800 - 600	600 - 400	400 - 200	200 - Finish
1	2	Divakara	1:37.47	0:26.06	64.3 (400-200)	1:37.47	1:22.91 [5]	1:11.41 [5]	0:59.76 [5]	0:47.54 [5]	0:35.19 [5]	0:23.37 [4]	0:11.88 [3]
	(4)	Bailey Wheeler		0:35.18	400-200 (0:11.48)	(0:14.56)	(0:11.50)	(0:11.65)	(0:12.22)	(0:12.35)	(0:11.82)	(0:11.48)	(0:11.88)
2	6	Vredefort	1:37.69	0:25.76	63.8 (400-200)	1:37.69	1:23.64 [2]	1:11.93 [2]	1:00.18 [2]	0:47.98 [2]	0:35.63 [2]	0:23.90 [2]	0:12.41 [1]
	(2)	Rob Thorburn	1.3L (-1)	0:35.64	400-200 (0:11.50)	(0:14.05)	(0:11.71)	(0:11.75)	(0:12.20)	(0:12.35)	(0:11.73)	(0:11.50)	(0:12.41)
3	1	Inca Trail	1:37.88	0:25.61	62.8 (400-200)	1:37.88	1:24.18 [1]	1:12.26 [1]	1:00.50 [1]	0:48.32 [1]	0:35.94 [1]	0:24.17 [1]	0:12.52 [2]
	(5)	Leah Martyn	2.4L (+2)	0:35.93	400-200 (0:11.65)	(0:13.70)	(0:11.91)	(0:11.76)	(0:12.19)	(0:12.38)	(0:11.76)	(0:11.65)	(0:12.52)
4	9	Roaring Success	1:37.98	0:25.83	64.2 (1400-1200)	1:37.98	1:23.65 [4]	1:12.14 [3]	1:00.34 [3]	0:48.13 [3]	0:35.75 [3]	0:24.06 [3]	0:12.34 [4]
	(3)	Jake Bayliss	3.0L (+3)	0:35.75	1400-1200 (0:11.50)	(0:14.33)	(0:11.50)	(0:11.80)	(0:12.21)	(0:12.38)	(0:11.69)	(0:11.72)	(0:12.34)
5	8	Ormond Road	1:39.38	0:25.96	63.7 (1400-1200)	1:39.38	1:25.06 [3]	1:13.42 [4]	1:01.74 [3]	0:49.53 [4]	0:37.12 [4]	0:25.16 [5]	0:13.08 [5]
	(1)	Tiffani Brooker	11.2L (-5)	0:37.12	1400-1200 (0:11.64)	(0:14.32)	(0:11.64)	(0:11.68)	(0:12.21)	(0:12.41)	(0:11.96)	(0:12.08)	(0:13.08)

Scratched: November Air (#3), Arduous (#4), Super Fair (#5), Aima Sun (#7), Decarbonise (#10)

Report Created: Sun 17 May 2026

(Note: Races are conducted over an approximate distance as close as possible to the advertised distance, and recorded data may vary accordingly. Official times refer to race times only and do not include handicap times.)

[] Position in running at each section and finish TAB# Saddle cloth number

-:-:- No data available at this section

NA No data available

DNT Did not track

BAR# Barrier/Gate Position

DNF Did not finish

DT-W Distance travelled compared to winner in metres

Fastest split

Fastest section

data processed by



Horse/Jockey Name	Divakara/Bailey Wheeler
Finish Rank	1
Fastest Section Time (Section)	0:11.48 (400-200)
Top Speed [km/h] (Section)	64.3 (400-200)
Race State	Finished



Sunshine Coast Poly Track QLD

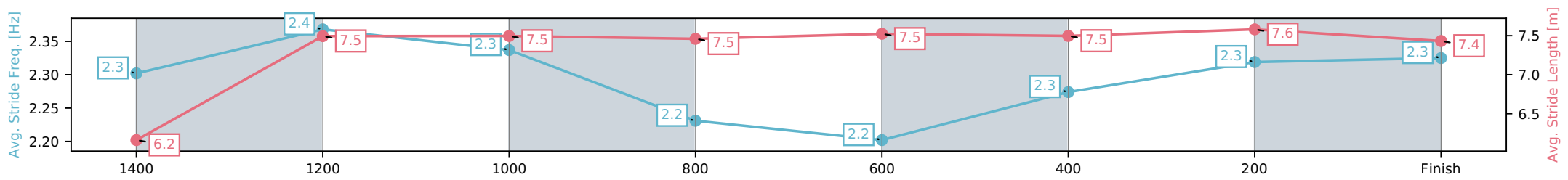
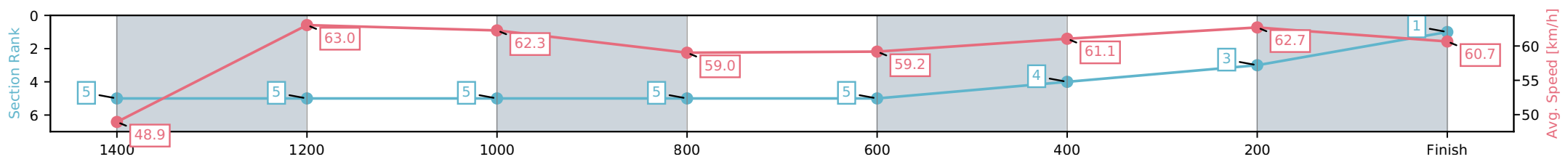
Race 2: HIGGINS COATINGS Class 3 Handicap - 1600m

17 May 2026 - 12:55PM



Track Rating: Synthetic, Weather: Overcast, Rail Position: True Entire Circuit

Section	L1600	L1400	L1200	L1000	L800	L600	L400	L200
Section Times	1:37.47 (0:14.56)	1:22.91 [5] (0:11.50)	1:11.41 [5] (0:11.65)	0:59.76 [5] (0:12.22)	0:47.54 [5] (0:12.35)	0:35.19 [5] (0:11.82)	0:23.37 [4] (0:11.48)	0:11.88 [3] (0:11.88)
Average Speed [km/h]	48.9	63.0	62.3	59.0	59.2	61.1	62.7	60.7
Top Speed [km/h]	63.7	64.1	63.7	60.4	60.3	62.8	64.3	63.6
Avg. Dist. to Rail [m]	3.7	3.0	3.0	2.9	2.2	0.4	0.3	2.6
Avg. Stride Freq. [Hz]	2.3	2.4	2.3	2.2	2.2	2.3	2.3	2.3
Avg. Stride Length [m]	6.2	7.5	7.5	7.5	7.5	7.5	7.6	7.4



[] Ranking at each section and finish
 -:-:- No data available at this section
 NA No data available

Horse/Jockey Name	Vredefort/Rob Thorburn
Finish Rank	2
Fastest Section Time (Section)	0:11.50 (400-200)
Top Speed [km/h] (Section)	63.8 (400-200)
Race State	Finished



Sunshine Coast Poly Track QLD

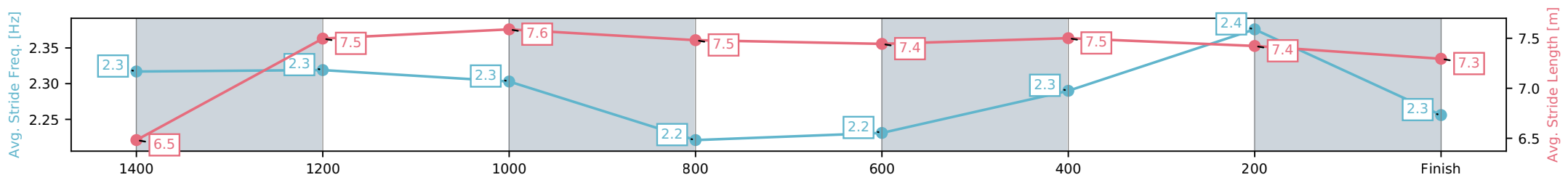
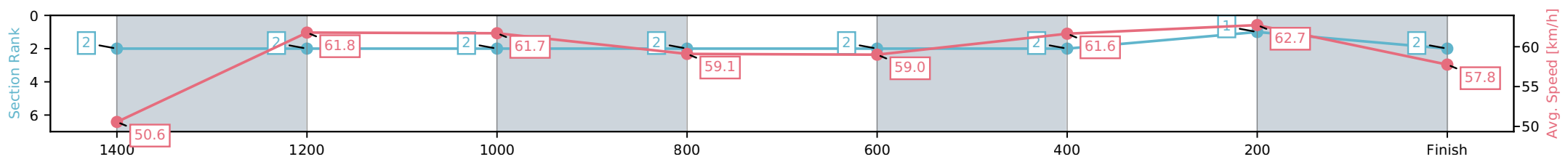
Race 2: HIGGINS COATINGS Class 3 Handicap - 1600m

17 May 2026 - 12:55PM



Track Rating: Synthetic, Weather: Overcast, Rail Position: True Entire Circuit

Section	L1600	L1400	L1200	L1000	L800	L600	L400	L200
Section Times	1:37.69 (0:14.05)	1:23.64 [2] (0:11.71)	1:11.93 [2] (0:11.75)	1:00.18 [2] (0:12.20)	0:47.98 [2] (0:12.35)	0:35.63 [2] (0:11.73)	0:23.90 [2] (0:11.50)	0:12.41 [1] (0:12.41)
Average Speed [km/h]	50.6	61.8	61.7	59.1	59.0	61.6	62.7	57.8
Top Speed [km/h]	62.9	63.4	63.6	60.1	60.3	63.6	63.8	60.5
Avg. Dist. to Rail [m]	2.5	2.2	2.2	2.3	2.0	0.5	0.9	0.6
Avg. Stride Freq. [Hz]	2.3	2.3	2.3	2.2	2.2	2.3	2.4	2.3
Avg. Stride Length [m]	6.5	7.5	7.6	7.5	7.4	7.5	7.4	7.3



[] Ranking at each section and finish
 -:-:- No data available at this section
 NA No data available

Horse/Jockey Name	Inca Trail/Leah Martyn
Finish Rank	3
Fastest Section Time (Section)	0:11.65 (400-200)
Top Speed [km/h] (Section)	62.8 (400-200)
Race State	Finished



Sunshine Coast Poly Track QLD

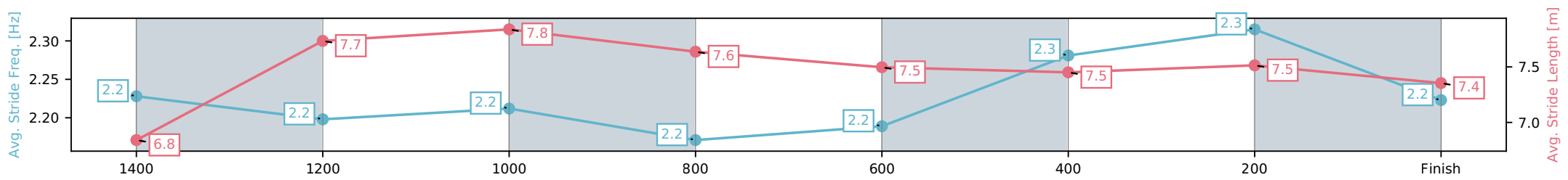
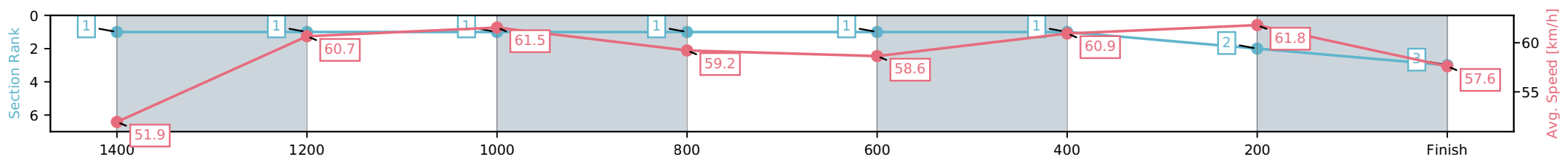
Race 2: HIGGINS COATINGS Class 3 Handicap - 1600m

17 May 2026 - 12:55PM



Track Rating: Synthetic, Weather: Overcast, Rail Position: True Entire Circuit

Section	L1600	L1400	L1200	L1000	L800	L600	L400	L200
Section Times	1:37.88 (0:13.70)	1:24.18 [1] (0:11.91)	1:12.26 [1] (0:11.76)	1:00.50 [1] (0:12.19)	0:48.32 [1] (0:12.38)	0:35.94 [1] (0:11.76)	0:24.17 [1] (0:11.65)	0:12.52 [2] (0:12.52)
Average Speed [km/h]	51.9	60.7	61.5	59.2	58.6	60.9	61.8	57.6
Top Speed [km/h]	62.4	62.3	62.5	59.7	59.2	62.6	62.8	60.8
Avg. Dist. to Rail [m]	4.1	1.8	2.0	2.1	1.4	0.8	1.3	0.8
Avg. Stride Freq. [Hz]	2.2	2.2	2.2	2.2	2.2	2.3	2.3	2.2
Avg. Stride Length [m]	6.8	7.7	7.8	7.6	7.5	7.5	7.5	7.4



[] Ranking at each section and finish
 -:-:- No data available at this section
 NA No data available

Horse/Jockey Name	Roaring Success/Jake Bayliss
Finish Rank	4
Fastest Section Time (Section)	0:11.50 (1400-1200)
Top Speed [km/h] (Section)	64.2 (1400-1200)
Race State	Finished



Sunshine Coast Poly Track QLD

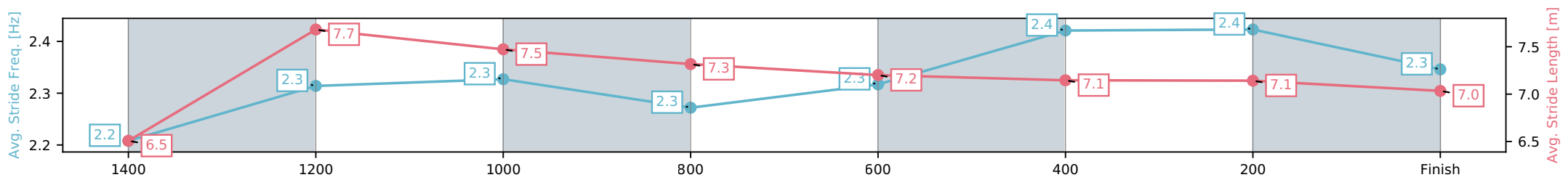
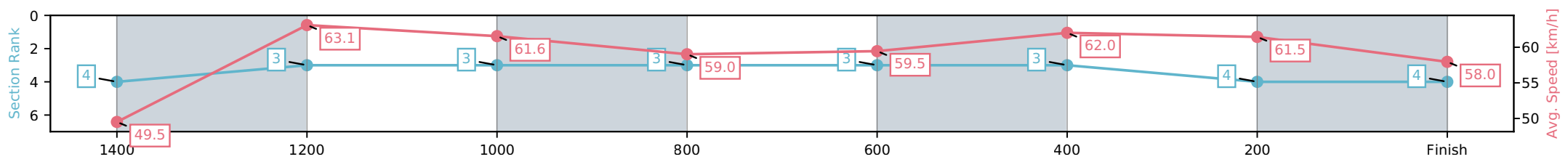
Race 2: HIGGINS COATINGS Class 3 Handicap - 1600m

17 May 2026 - 12:55PM



Track Rating: Synthetic, Weather: Overcast, Rail Position: True Entire Circuit

Section	L1600	L1400	L1200	L1000	L800	L600	L400	L200
Section Times	1:37.98 (0:14.33)	1:23.65 [4] (0:11.50)	1:12.14 [3] (0:11.80)	1:00.34 [3] (0:12.21)	0:48.13 [3] (0:12.38)	0:35.75 [3] (0:11.69)	0:24.06 [3] (0:11.72)	0:12.34 [4] (0:12.34)
Average Speed [km/h]	49.5	63.1	61.6	59.0	59.5	62.0	61.5	58.0
Top Speed [km/h]	63.5	64.2	63.3	59.7	59.8	63.0	62.8	60.8
Avg. Dist. to Rail [m]	2.6	3.1	3.7	3.5	3.2	1.0	1.2	3.3
Avg. Stride Freq. [Hz]	2.2	2.3	2.3	2.3	2.3	2.4	2.4	2.3
Avg. Stride Length [m]	6.5	7.7	7.5	7.3	7.2	7.1	7.1	7.0



[] Ranking at each section and finish
 -:-:- No data available at this section
 NA No data available

Horse/Jockey Name	Ormond Road/Tiffani Brooker
Finish Rank	5
Fastest Section Time (Section)	0:11.64 (1400-1200)
Top Speed [km/h] (Section)	63.7 (1400-1200)
Race State	Finished



Sunshine Coast Poly Track QLD

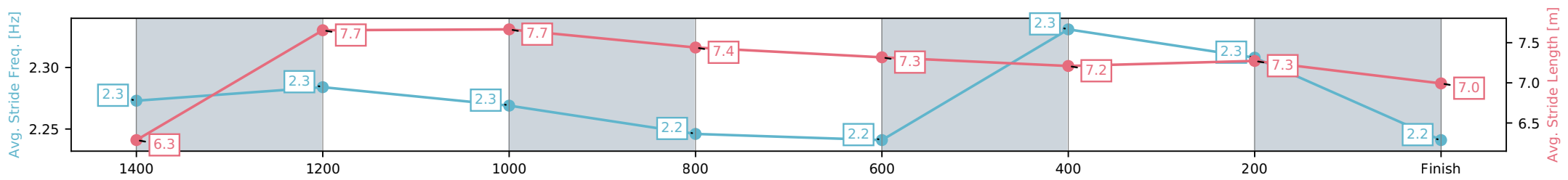
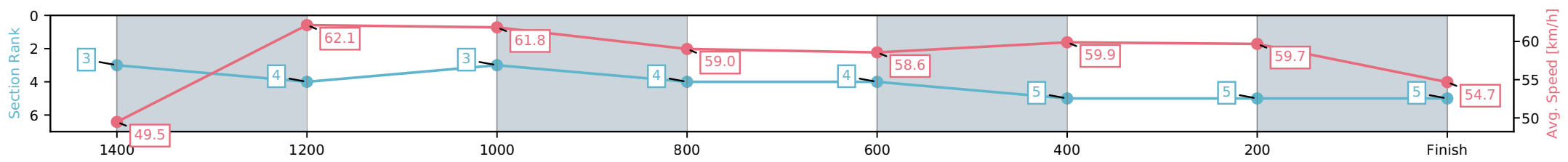
Race 2: HIGGINS COATINGS Class 3 Handicap - 1600m

17 May 2026 - 12:55PM



Track Rating: Synthetic, Weather: Overcast, Rail Position: True Entire Circuit

Section	L1600	L1400	L1200	L1000	L800	L600	L400	L200
Section Times	1:39.38 (0:14.32)	1:25.06 [3] (0:11.64)	1:13.42 [4] (0:11.68)	1:01.74 [3] (0:12.21)	0:49.53 [4] (0:12.41)	0:37.12 [4] (0:11.96)	0:25.16 [5] (0:12.08)	0:13.08 [5] (0:13.08)
Average Speed [km/h]	49.5	62.1	61.8	59.0	58.6	59.9	59.7	54.7
Top Speed [km/h]	62.5	63.7	62.2	60.5	58.8	60.6	60.6	58.8
Avg. Dist. to Rail [m]	1.1	1.8	2.0	2.0	1.2	0.8	0.7	0.4
Avg. Stride Freq. [Hz]	2.3	2.3	2.3	2.2	2.2	2.3	2.3	2.2
Avg. Stride Length [m]	6.3	7.7	7.7	7.4	7.3	7.2	7.3	7.0



[] Ranking at each section and finish
 -:-:- No data available at this section
 NA No data available



Sunshine Coast Poly Track QLD -

Race 3: KEVLACAT POWER BOATS AUSTRALIA Maiden Plate (QTIS bonuses applicable 2&3YO's only)
- 1000m

17 May 2026 - 1:36PM



Track Rating: Synthetic, Weather: Overcast, Rail Position: True Entire Circuit

Field Times (Race Tempo) 0:58.38 (0:13.23) 0:45.15 (0:10.85) 0:34.30 (0:11.14) 0:23.16 (0:11.40) 0:11.76 (0:11.76)

Rank	TAB#	Horse	Overall Time	First 400m	Top Speed km/h (Section)	L1000	L800	L600	L400	L200			
	(BAR#)	Jockey	Margin (DT-W)	Last 600m	Fastest Section (Time)	Start - 800	800 - 600	600 - 400	400 - 200	200 - Finish			
1	3	Far Beyond	0:58.38	0:24.33	68.3 (1000 - 800)	0:58.38	0:45.09 [4]	0:34.05 [3]	0:22.91 [3]	0:11.76 [2]			
	(6)	McKenzie Apel		0:34.06	800-600 (0:11.04)	(0:13.29)	(0:11.04)	(0:11.14)	(0:11.16)	(0:11.76)			
2	4	King Of Valhalla	0:58.76	0:24.19	69.0 (1000 - 800)	0:58.76	0:45.50 [3]	0:34.57 [2]	0:23.54 [1]	0:12.14 [1]			
	(7)	Brandon Lerena	2.3L (+8)	0:34.58	800-600 (0:10.93)	(0:13.26)	(0:10.93)	(0:11.04)	(0:11.40)	(0:12.14)			
3	2	Exobrazen	0:59.27	0:24.54	68.0 (800-600)	0:59.27	0:45.74 [6]	0:34.74 [6]	0:23.48 [6]	0:12.26 [5]			
	(4)	Montana Philpot	5.2L (+7)	0:34.73	800-600 (0:11.01)	(0:13.53)	(0:11.01)	(0:11.25)	(0:11.22)	(0:12.26)			
4	7	Tintaura	0:59.29	0:24.85	67.6 (1000 - 800)	0:59.29	0:45.64 [8]	0:34.44 [8]	0:23.34 [7]	0:11.83 [7]			
	(2)	Robbie Dolan	5.4L (+2)	0:34.44	600-400 (0:11.10)	(0:13.65)	(0:11.20)	(0:11.10)	(0:11.51)	(0:11.83)			
5	9	Luminous Girl	0:59.57	0:24.38	66.8 (800-600)	0:59.57	0:46.31 [2]	0:35.20 [4]	0:24.00 [4]	0:12.59 [4]			
	(5)	Ben Thompson	7.0L (-1)	0:35.20	800-600 (0:11.12)	(0:13.26)	(0:11.12)	(0:11.20)	(0:11.41)	(0:12.59)			
6	10	You Drive Me Crazy	0:59.61	0:24.44	68.3 (1000 - 800)	0:59.61	0:46.28 [5]	0:35.18 [5]	0:23.90 [5]	0:12.42 [6]			
	(8)	Sean Cormack	7.3L (+7)	0:35.17	800-600 (0:11.10)	(0:13.34)	(0:11.10)	(0:11.27)	(0:11.48)	(0:12.42)			
7	1	Yonaka	0:59.65	0:24.08	69.1 (1000 - 800)	0:59.65	0:46.42 [1]	0:35.57 [1]	0:24.27 [2]	0:12.68 [3]			
	(9)	Nathan Thomas	7.5L (+5)	0:35.57	800-600 (0:10.85)	(0:13.23)	(0:10.85)	(0:11.30)	(0:11.59)	(0:12.68)			
8	6	Shalaa Strike	1:00.85	0:24.85	67.0 (1000 - 800)	1:00.85	0:47.12 [9]	0:36.00 [9]	0:24.47 [9]	0:12.73 [8]			
	(3)	Mark Du Plessis	14.5L (+4)	0:36.00	800-600 (0:11.12)	(0:13.73)	(0:11.12)	(0:11.53)	(0:11.74)	(0:12.73)			
9	11	Blue Skies Ahead	1:01.26	0:24.69	68.1 (1000 - 800)	1:01.26	0:47.67 [7]	0:36.58 [7]	0:25.19 [8]	0:13.06 [9]			
	(1)	Cejay Graham	16.9L (+0)	0:36.57	800-600 (0:11.10)	(0:13.59)	(0:11.10)	(0:11.39)	(0:12.12)	(0:13.06)			

Scratched: Demes Girl (#5), Hell Of A High (#8), Ubella Believe It (#12), Zou Doll (#13)

Report Created: Sun 17 May 2026

(Note: Races are conducted over an approximate distance as close as possible to the advertised distance, and recorded data may vary accordingly. Official times refer to race times only and do not include handicap times.)

[] Position in running at each section and finish TAB# Saddle cloth number
 -:-:- No data available at this section BAR# Barrier/Gate Position
 NA No data available DNF Did not finish
 DNT Did not track DT-W Distance travelled compared to winner in metres

Fastest split
 Fastest section

data processed by TRIPLESDATA

Horse/Jockey Name	Far Beyond/McKenzie Apel
Finish Rank	1
Fastest Section Time (Section)	0:11.04 (800-600)
Top Speed [km/h] (Section)	68.3 (1000 - 800)
Race State	Finished



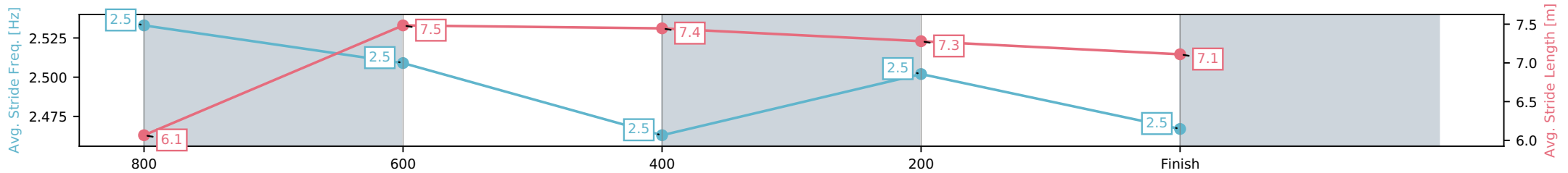
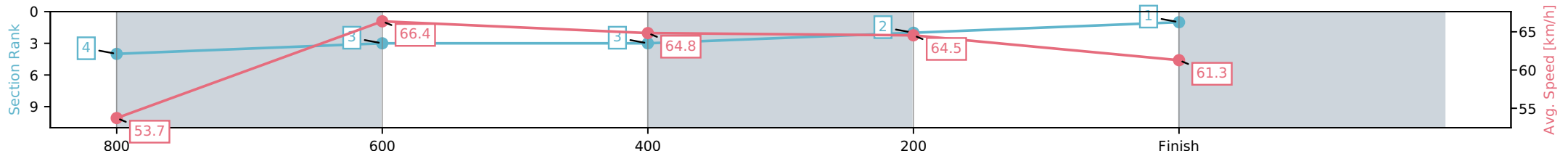
Sunshine Coast Poly Track QLD
 Race 3: KEVLACAT POWER BOATS AUSTRALIA Maiden Plate
 (QTIS bonuses applicable 2&3YO's only) - 1000m



17 May 2026 - 1:36PM

Track Rating: Synthetic, Weather: Overcast, Rail Position: True Entire Circuit

Section	L1000	L800	L600	L400	L200
Section Times	0:58.38 (0:13.29)	0:45.09 [4] (0:11.04)	0:34.05 [3] (0:11.14)	0:22.91 [3] (0:11.16)	0:11.76 [2] (0:11.76)
Average Speed [km/h]	53.7	66.4	64.8	64.5	61.3
Top Speed [km/h]	68.3	68.3	66.3	65.1	63.7
Avg. Dist. to Rail [m]	6.8	2.4	0.4	1.5	5.0
Avg. Stride Freq. [Hz]	2.5	2.5	2.5	2.5	2.5
Avg. Stride Length [m]	6.1	7.5	7.4	7.3	7.1



- [] Ranking at each section and finish
- :-:- No data available at this section
- NA No data available

Horse/Jockey Name	King Of Valhalla/Brandon Lerena
Finish Rank	2
Fastest Section Time (Section)	0:10.93 (800-600)
Top Speed [km/h] (Section)	69.0 (1000 - 800)
Race State	Finished



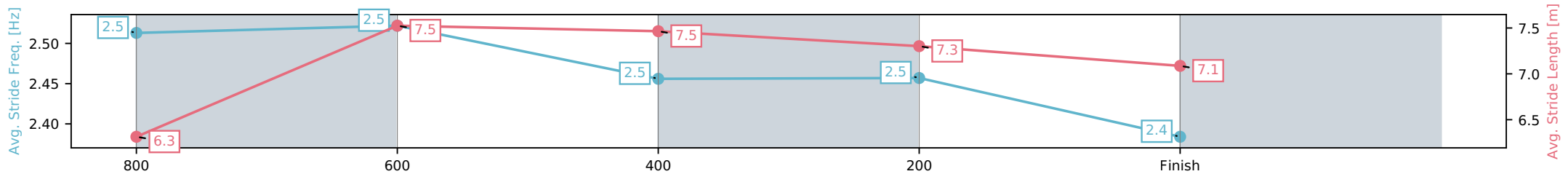
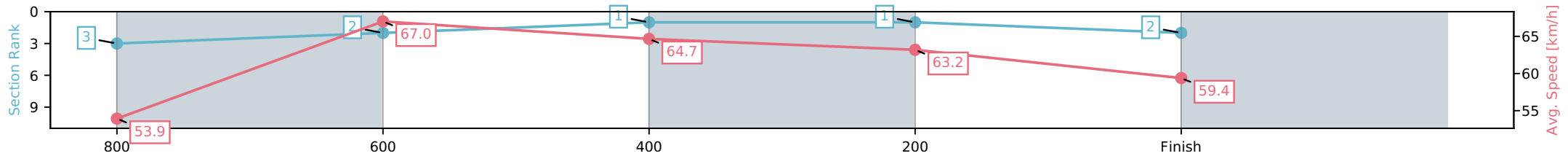
Sunshine Coast Poly Track QLD
 Race 3: KEVLACAT POWER BOATS AUSTRALIA Maiden Plate
 (QTIS bonuses applicable 2&3YO's only) - 1000m



17 May 2026 - 1:36PM

Track Rating: Synthetic, Weather: Overcast, Rail Position: True Entire Circuit

Section	L1000	L800	L600	L400	L200
Section Times	0:58.76 (0:13.26)	0:45.50 [3] (0:10.93)	0:34.57 [2] (0:11.04)	0:23.54 [1] (0:11.40)	0:12.14 [1] (0:12.14)
Average Speed [km/h]	53.9	67.0	64.7	63.2	59.4
Top Speed [km/h]	69.0	68.9	66.6	64.5	60.9
Avg. Dist. to Rail [m]	7.4	2.5	1.4	2.0	0.7
Avg. Stride Freq. [Hz]	2.5	2.5	2.5	2.5	2.4
Avg. Stride Length [m]	6.3	7.5	7.5	7.3	7.1



- [] Ranking at each section and finish
- :-:- No data available at this section
- NA No data available

Horse/Jockey Name	Exobrazen/Montana Philpot
Finish Rank	3
Fastest Section Time (Section)	0:11.01 (800-600)
Top Speed [km/h] (Section)	68.0 (800-600)
Race State	Finished



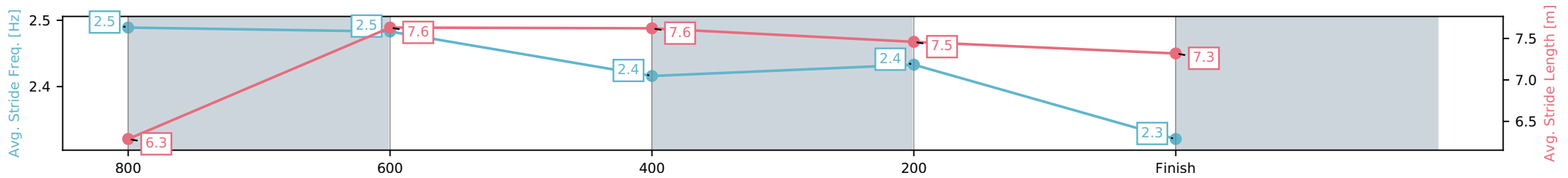
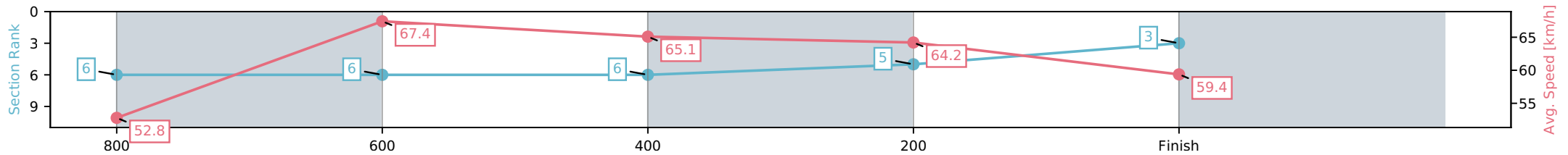
Sunshine Coast Poly Track QLD
 Race 3: KEVLACAT POWER BOATS AUSTRALIA Maiden Plate
 (QTIS bonuses applicable 2&3YO's only) - 1000m



17 May 2026 - 1:36PM

Track Rating: Synthetic, Weather: Overcast, Rail Position: True Entire Circuit

Section	L1000	L800	L600	L400	L200
Section Times	0:59.27 (0:13.53)	0:45.74 [6] (0:11.01)	0:34.74 [6] (0:11.25)	0:23.48 [6] (0:11.22)	0:12.26 [5] (0:12.26)
Average Speed [km/h]	52.8	67.4	65.1	64.2	59.4
Top Speed [km/h]	67.5	68.0	66.4	65.3	63.2
Avg. Dist. to Rail [m]	5.6	4.3	2.4	4.4	5.1
Avg. Stride Freq. [Hz]	2.5	2.5	2.4	2.4	2.3
Avg. Stride Length [m]	6.3	7.6	7.6	7.5	7.3



[] Ranking at each section and finish
 -:-:- No data available at this section
 NA No data available

Horse/Jockey Name	Tintaura/Robbie Dolan
Finish Rank	4
Fastest Section Time (Section)	0:11.10 (600-400)
Top Speed [km/h] (Section)	67.6 (1000 - 800)
Race State	Finished



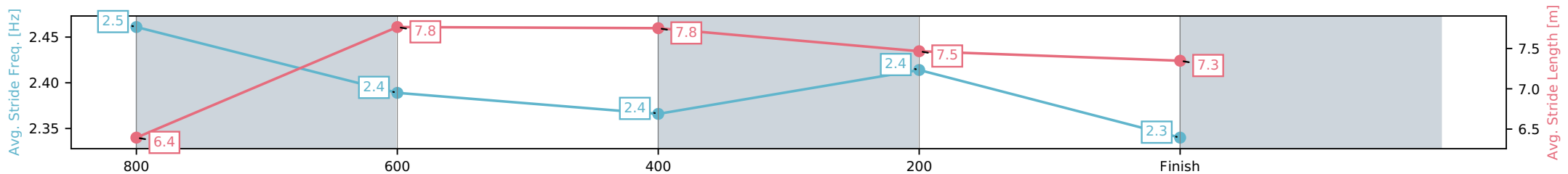
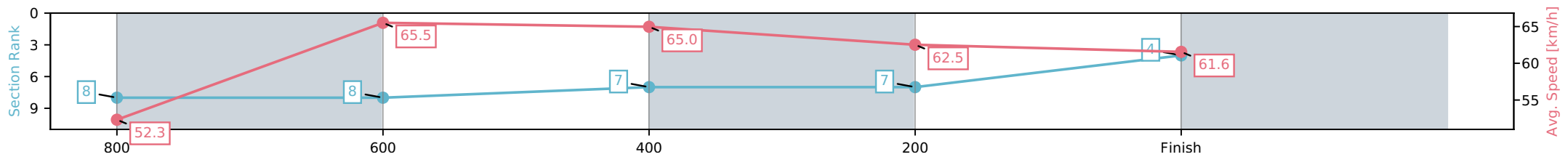
Sunshine Coast Poly Track QLD
 Race 3: KEVLACAT POWER BOATS AUSTRALIA Maiden Plate
 (QTIS bonuses applicable 2&3YO's only) - 1000m



17 May 2026 - 1:36PM

Track Rating: Synthetic, Weather: Overcast, Rail Position: True Entire Circuit

Section	L1000	L800	L600	L400	L200
Section Times	0:59.29 (0:13.65)	0:45.64 [8] (0:11.20)	0:34.44 [8] (0:11.10)	0:23.34 [7] (0:11.51)	0:11.83 [7] (0:11.83)
Average Speed [km/h]	52.3	65.5	65.0	62.5	61.6
Top Speed [km/h]	67.6	67.5	66.1	65.6	65.7
Avg. Dist. to Rail [m]	3.3	2.7	0.3	1.7	1.7
Avg. Stride Freq. [Hz]	2.5	2.4	2.4	2.4	2.3
Avg. Stride Length [m]	6.4	7.8	7.8	7.5	7.3



- [] Ranking at each section and finish
- :-:- No data available at this section
- NA No data available

Horse/Jockey Name	Luminous Girl/Ben Thompson
Finish Rank	5
Fastest Section Time (Section)	0:11.12 (800-600)
Top Speed [km/h] (Section)	66.8 (800-600)
Race State	Finished



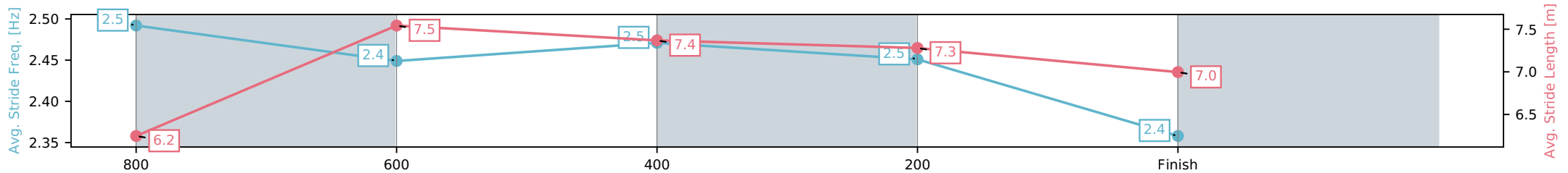
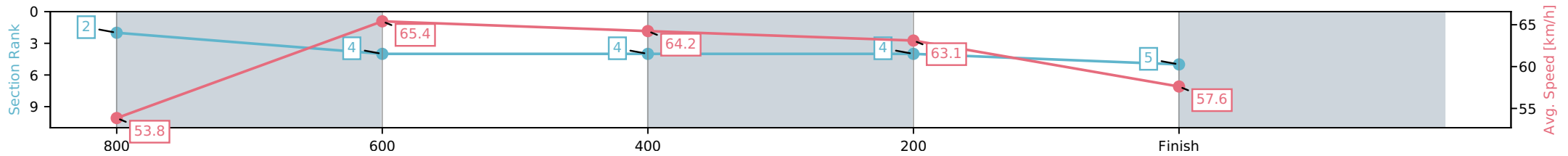
Sunshine Coast Poly Track QLD
 Race 3: KEVLACAT POWER BOATS AUSTRALIA Maiden Plate
 (QTIS bonuses applicable 2&3YO's only) - 1000m



17 May 2026 - 1:36PM

Track Rating: Synthetic, Weather: Overcast, Rail Position: True Entire Circuit

Section	L1000	L800	L600	L400	L200
Section Times	0:59.57 (0:13.26)	0:46.31 [2] (0:11.12)	0:35.20 [4] (0:11.20)	0:24.00 [4] (0:11.41)	0:12.59 [4] (0:12.59)
Average Speed [km/h]	53.8	65.4	64.2	63.1	57.6
Top Speed [km/h]	66.7	66.8	66.0	64.4	61.1
Avg. Dist. to Rail [m]	5.5	1.5	0.3	1.0	1.7
Avg. Stride Freq. [Hz]	2.5	2.4	2.5	2.5	2.4
Avg. Stride Length [m]	6.2	7.5	7.4	7.3	7.0



- [] Ranking at each section and finish
- :-:- No data available at this section
- NA No data available

Horse/Jockey Name	You Drive Me Crazy/Sean Cormack
Finish Rank	6
Fastest Section Time (Section)	0:11.10 (800-600)
Top Speed [km/h] (Section)	68.3 (1000 - 800)
Race State	Finished



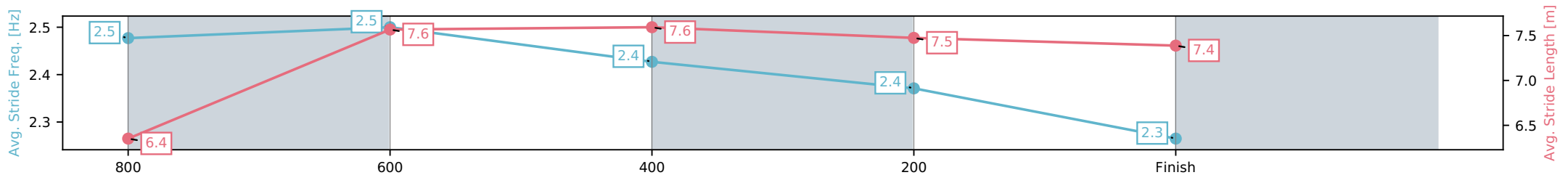
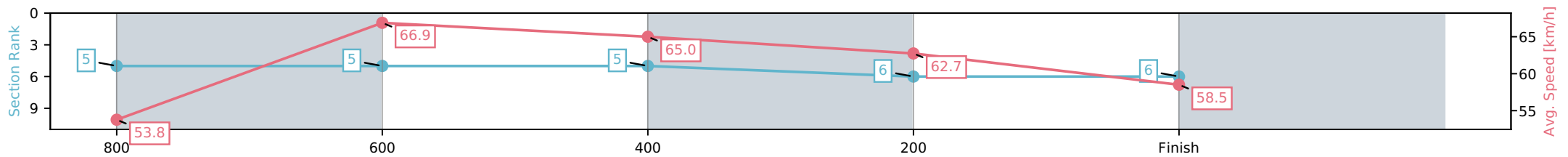
Sunshine Coast Poly Track QLD
 Race 3: KEVLACAT POWER BOATS AUSTRALIA Maiden Plate
 (QTIS bonuses applicable 2&3YO's only) - 1000m



17 May 2026 - 1:36PM

Track Rating: Synthetic, Weather: Overcast, Rail Position: True Entire Circuit

Section	L1000	L800	L600	L400	L200
Section Times	0:59.61 (0:13.34)	0:46.28 [5] (0:11.10)	0:35.18 [5] (0:11.27)	0:23.90 [5] (0:11.48)	0:12.42 [6] (0:12.42)
Average Speed [km/h]	53.8	66.9	65.0	62.7	58.5
Top Speed [km/h]	68.3	68.1	67.1	63.4	62.1
Avg. Dist. to Rail [m]	9.1	4.6	2.4	3.2	5.2
Avg. Stride Freq. [Hz]	2.5	2.5	2.4	2.4	2.3
Avg. Stride Length [m]	6.4	7.6	7.6	7.5	7.4



- [] Ranking at each section and finish
- :-:- No data available at this section
- NA No data available

Horse/Jockey Name	Yonaka/Nathan Thomas
Finish Rank	7
Fastest Section Time (Section)	0:10.85 (800-600)
Top Speed [km/h] (Section)	69.1 (1000 - 800)
Race State	Finished



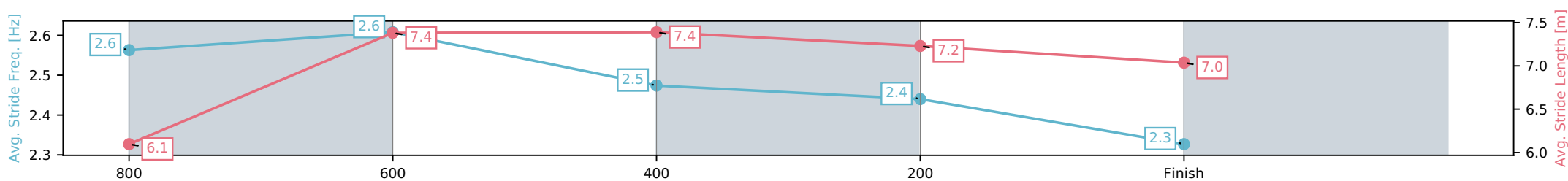
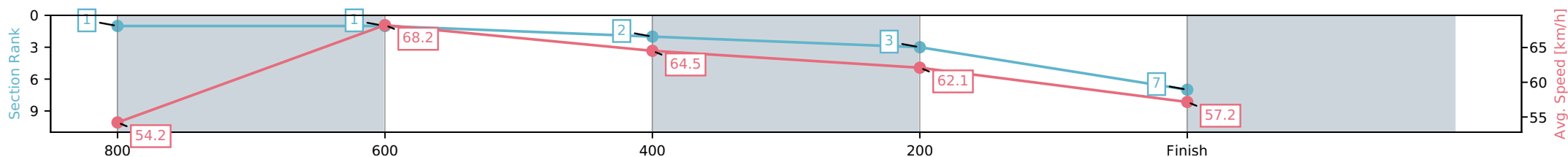
Sunshine Coast Poly Track QLD
 Race 3: KEVLACAT POWER BOATS AUSTRALIA Maiden Plate
 (QTIS bonuses applicable 2&3YO's only) - 1000m



17 May 2026 - 1:36PM

Track Rating: Synthetic, Weather: Overcast, Rail Position: True Entire Circuit

Section	L1000	L800	L600	L400	L200
Section Times	0:59.65 (0:13.23)	0:46.42 [1] (0:10.85)	0:35.57 [1] (0:11.30)	0:24.27 [2] (0:11.59)	0:12.68 [3] (0:12.68)
Average Speed [km/h]	54.2	68.2	64.5	62.1	57.2
Top Speed [km/h]	69.1	69.1	67.2	63.4	60.4
Avg. Dist. to Rail [m]	9.8	4.0	1.7	1.6	2.7
Avg. Stride Freq. [Hz]	2.6	2.6	2.5	2.4	2.3
Avg. Stride Length [m]	6.1	7.4	7.4	7.2	7.0



- [] Ranking at each section and finish
- :-:- No data available at this section
- NA No data available

Horse/Jockey Name	Shalaa Strike/Mark Du Plessis
Finish Rank	8
Fastest Section Time (Section)	0:11.12 (800-600)
Top Speed [km/h] (Section)	67.0 (1000 - 800)
Race State	Finished



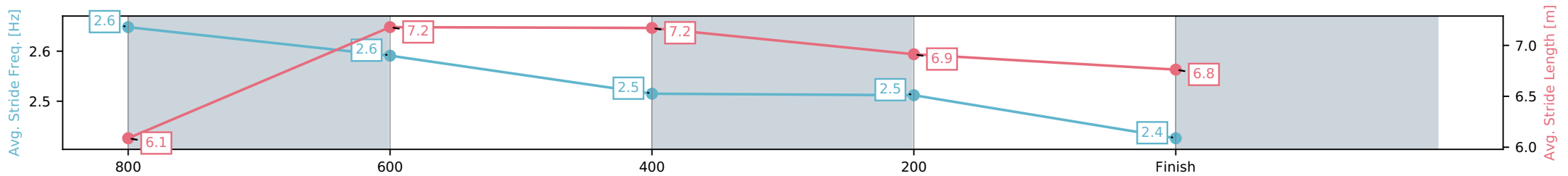
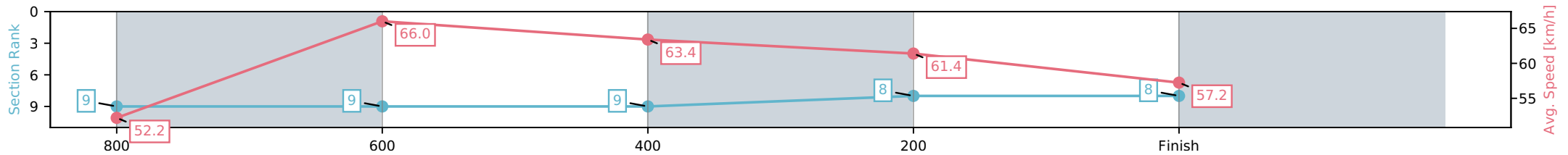
Sunshine Coast Poly Track QLD
 Race 3: KEVLACAT POWER BOATS AUSTRALIA Maiden Plate
 (QTIS bonuses applicable 2&3YO's only) - 1000m



17 May 2026 - 1:36PM

Track Rating: Synthetic, Weather: Overcast, Rail Position: True Entire Circuit

Section	L1000	L800	L600	L400	L200
Section Times	1:00.85 (0:13.73)	0:47.12 [9] (0:11.12)	0:36.00 [9] (0:11.53)	0:24.47 [9] (0:11.74)	0:12.73 [8] (0:12.73)
Average Speed [km/h]	52.2	66.0	63.4	61.4	57.2
Top Speed [km/h]	67.0	66.8	66.3	62.9	60.5
Avg. Dist. to Rail [m]	4.4	2.9	2.3	2.0	1.6
Avg. Stride Freq. [Hz]	2.6	2.6	2.5	2.5	2.4
Avg. Stride Length [m]	6.1	7.2	7.2	6.9	6.8



- [] Ranking at each section and finish
- :-:- No data available at this section
- NA No data available

Horse/Jockey Name	Blue Skies Ahead/Cejay Graham
Finish Rank	9
Fastest Section Time (Section)	0:11.10 (800-600)
Top Speed [km/h] (Section)	68.1 (1000 - 800)
Race State	Finished



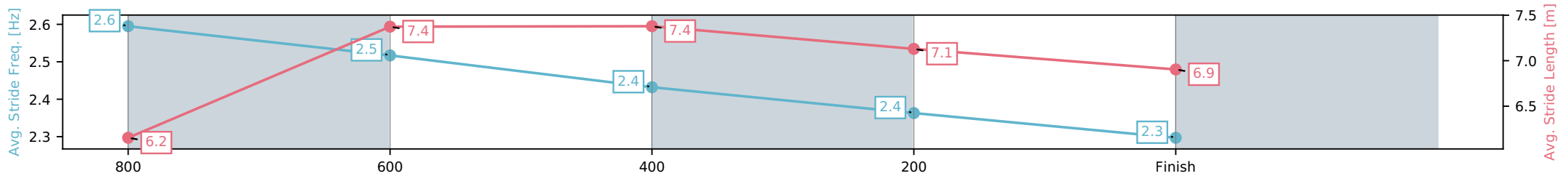
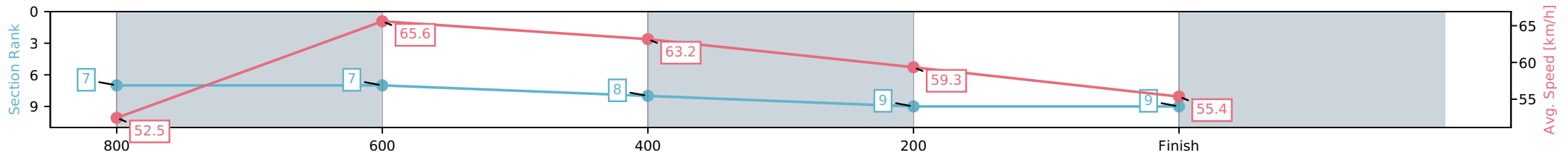
Sunshine Coast Poly Track QLD
 Race 3: KEVLACAT POWER BOATS AUSTRALIA Maiden Plate
 (QTIS bonuses applicable 2&3YO's only) - 1000m



17 May 2026 - 1:36PM

Track Rating: Synthetic, Weather: Overcast, Rail Position: True Entire Circuit

Section	L1000	L800	L600	L400	L200
Section Times	1:01.26 (0:13.59)	0:47.67 [7] (0:11.10)	0:36.58 [7] (0:11.39)	0:25.19 [8] (0:12.12)	0:13.06 [9] (0:13.06)
Average Speed [km/h]	52.5	65.6	63.2	59.3	55.4
Top Speed [km/h]	68.1	67.6	65.7	62.0	58.3
Avg. Dist. to Rail [m]	2.2	1.5	0.4	0.3	0.7
Avg. Stride Freq. [Hz]	2.6	2.5	2.4	2.4	2.3
Avg. Stride Length [m]	6.2	7.4	7.4	7.1	6.9



- [] Ranking at each section and finish
- :-:- No data available at this section
- NA No data available



Sunshine Coast Poly Track QLD -
Race 4: KENNARDS HIRE BENCHMARK 65 Handicap - 1000m
 17 May 2026 - 2:15PM



Track Rating: Synthetic, Weather: Overcast, Rail Position: True Entire Circuit

Field Times 0:58.43 0:45.52 0:34.63 0:23.47 0:12.25
 (Race Tempo) (0:12.91) (0:10.89) (0:11.15) (0:11.22) (0:12.25)

Rank	TAB#	Horse	Overall Time	First 400m	Top Speed km/h (Section)	L1000	L800	L600	L400	L200			
	(BAR#)	Jockey	Margin (DT-W)	Last 600m	Fastest Section (Time)	Start - 800	800 - 600	600 - 400	400 - 200	200 - Finish			
1	4	Heart And Spirit	0:58.43	0:24.00	70.8 (800-600)	0:58.43	0:44.72 [5]	0:34.42 [3]	0:23.33 [3]	0:12.13 [3]			
	(54)	Steph Tierney		0:34.42	800-600 (0:10.29)	(0:13.71)	(0:10.29)	(0:11.09)	(0:11.20)	(0:12.13)			
2	9	Jungle Fever	0:58.46	0:24.72	67.3 (800-600)	0:58.46	0:44.70 [6]	0:33.75 [6]	0:22.76 [6]	0:11.62 [5]			
	(1)	Corey Sutherland	0.1L (-4)	0:33.74	800-600 (0:10.96)	(0:13.76)	(0:10.96)	(0:10.99)	(0:11.13)	(0:11.62)			
3	2	Thankyou Henry	0:58.50	0:23.91	68.7 (800-600)	0:58.50	0:45.38 [2]	0:34.59 [2]	0:23.54 [1]	0:12.32 [1]			
	(4)	Ben Thompson	0.4L (-5)	0:34.59	800-600 (0:10.79)	(0:13.12)	(0:10.79)	(0:11.05)	(0:11.22)	(0:12.32)			
4	5	Desiah	0:58.51	0:24.33	68.7 (800-600)	0:58.51	0:44.97 [4]	0:34.18 [5]	0:23.12 [4]	0:11.94 [4]			
	(3)	Sean Cormack	0.5L (-4)	0:34.18	800-600 (0:10.79)	(0:13.54)	(0:10.79)	(0:11.06)	(0:11.18)	(0:11.94)			
5	1	Rich Minx	0:58.71	0:23.80	70.0 (1000 - 800)	0:58.71	0:45.80 [1]	0:34.91 [1]	0:23.70 [2]	0:12.42 [2]			
	(6)	Fiona Sandkuhl	1.6L (-6)	0:34.90	800-600 (0:10.89)	(0:12.91)	(0:10.89)	(0:11.21)	(0:11.27)	(0:12.42)			
6	7	Fast Fusion	0:59.59	0:24.25	68.5 (1000 - 800)	0:59.59	0:46.36 [3]	0:35.35 [4]	0:24.17 [5]	0:12.65 [6]			
	(2)	Fred Larson	6.8L (-7)	0:35.35	800-600 (0:11.02)	(0:13.23)	(0:11.02)	(0:11.18)	(0:11.52)	(0:12.65)			

Scratched: I Am Voodoo (#3), King Kryptos (#6), Wanted Hillbilly (#8), Darth Invader (#10), Rustic Tzar (#11)

Report Created: Sun 17 May 2026

(Note: Races are conducted over an approximate distance as close as possible to the advertised distance, and recorded data may vary accordingly. Official times refer to race times only and do not include handicap times.)

[] Position in running at each section and finish TAB# Saddle cloth number
 -:-:- No data available at this section BAR# Barrier/Gate Position
 NA No data available DNF Did not finish
 DNT Did not track DT-W Distance travelled compared to winner in metres

Fastest split
 Fastest section

data processed by **TRIPLESDATA**

Horse/Jockey Name	Heart And Spirit/Steph Tierney
Finish Rank	1
Fastest Section Time (Section)	0:10.29 (800-600)
Top Speed [km/h] (Section)	70.8 (800-600)
Race State	Finished



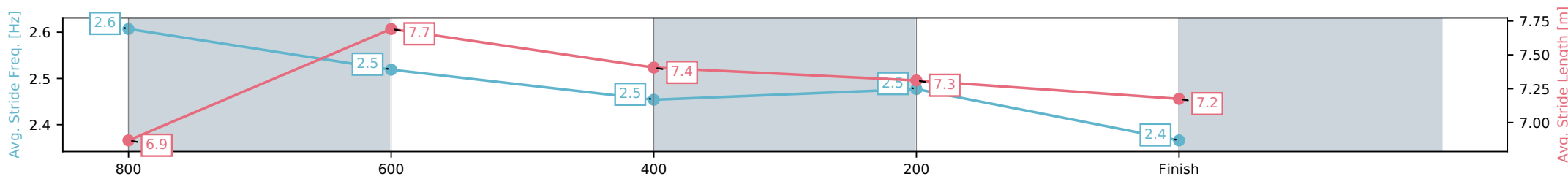
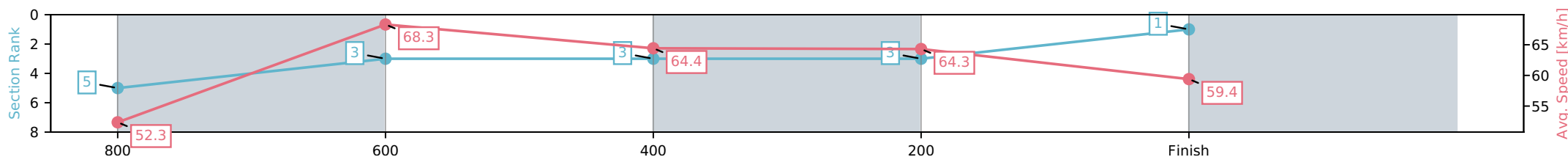
Sunshine Coast Poly Track QLD
 Race 4: KENNARDS HIRE BENCHMARK 65 Handicap - 1000m



17 May 2026 - 2:15PM

Track Rating: Synthetic, Weather: Overcast, Rail Position: True Entire Circuit

Section	L1000	L800	L600	L400	L200
Section Times	0:58.43 (0:13.71)	0:44.72 [5] (0:10.29)	0:34.42 [3] (0:11.09)	0:23.33 [3] (0:11.20)	0:12.13 [3] (0:12.13)
Average Speed [km/h]	52.3	68.3	64.4	64.3	59.4
Top Speed [km/h]	70.4	70.8	65.3	65.1	63.0
Avg. Dist. to Rail [m]	2.6	3.5	1.0	0.8	2.7
Avg. Stride Freq. [Hz]	2.6	2.5	2.5	2.5	2.4
Avg. Stride Length [m]	6.9	7.7	7.4	7.3	7.2



[] Ranking at each section and finish
 -:-:- No data available at this section
 NA No data available

Horse/Jockey Name	Jungle Fever/Corey Sutherland
Finish Rank	2
Fastest Section Time (Section)	0:10.96 (800-600)
Top Speed [km/h] (Section)	67.3 (800-600)
Race State	Finished



Sunshine Coast Poly Track QLD

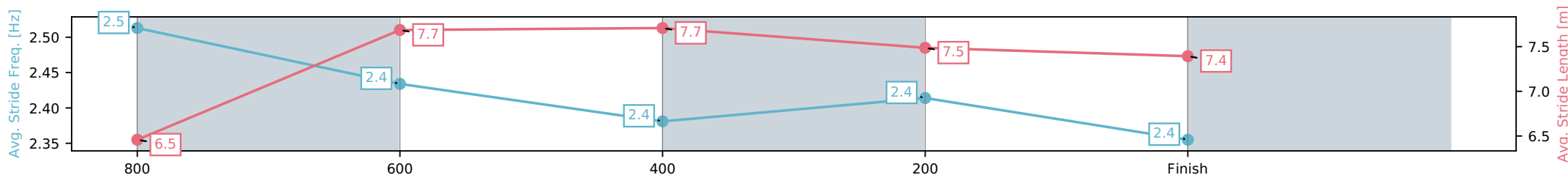
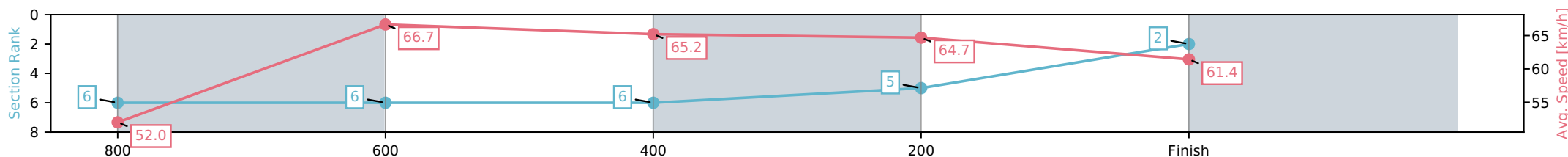
Race 4: KENNARDS HIRE BENCHMARK 65 Handicap - 1000m

17 May 2026 - 2:15PM



Track Rating: Synthetic, Weather: Overcast, Rail Position: True Entire Circuit

Section	L1000	L800	L600	L400	L200
Section Times	0:58.46 (0:13.76)	0:44.70 [6] (0:10.96)	0:33.75 [6] (0:10.99)	0:22.76 [6] (0:11.13)	0:11.62 [5] (0:11.62)
Average Speed [km/h]	52.0	66.7	65.2	64.7	61.4
Top Speed [km/h]	67.3	67.3	66.6	65.3	63.8
Avg. Dist. to Rail [m]	3.0	1.9	0.9	1.9	4.6
Avg. Stride Freq. [Hz]	2.5	2.4	2.4	2.4	2.4
Avg. Stride Length [m]	6.5	7.7	7.7	7.5	7.4



- [] Ranking at each section and finish
- :-:- No data available at this section
- NA No data available

Horse/Jockey Name	Thankyou Henry/Ben Thompson
Finish Rank	3
Fastest Section Time (Section)	0:10.79 (800-600)
Top Speed [km/h] (Section)	68.7 (800-600)
Race State	Finished



Sunshine Coast Poly Track QLD

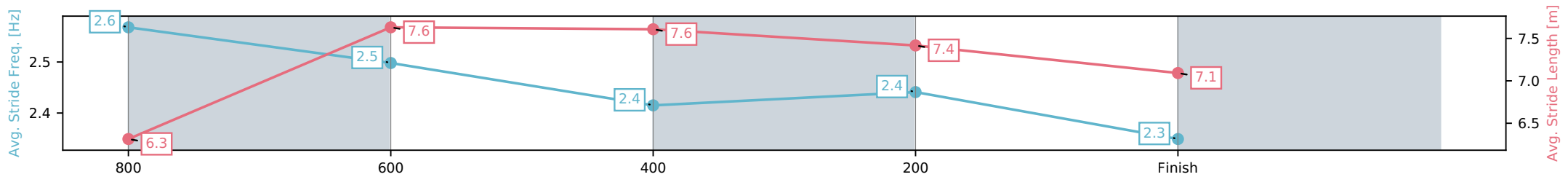
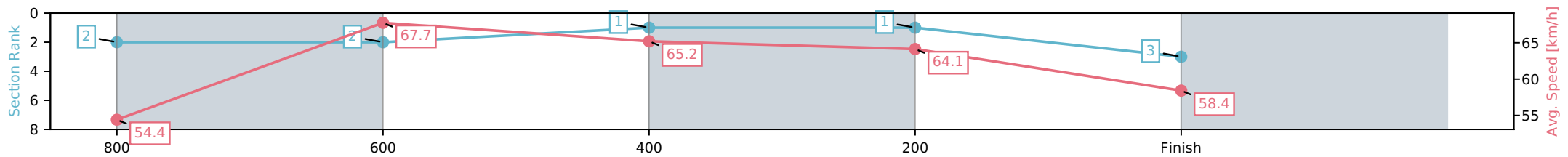
Race 4: KENNARDS HIRE BENCHMARK 65 Handicap - 1000m

17 May 2026 - 2:15PM



Track Rating: Synthetic, Weather: Overcast, Rail Position: True Entire Circuit

Section	L1000	L800	L600	L400	L200
Section Times	0:58.50 (0:13.12)	0:45.38 [2] (0:10.79)	0:34.59 [2] (0:11.05)	0:23.54 [1] (0:11.22)	0:12.32 [1] (0:12.32)
Average Speed [km/h]	54.4	67.7	65.2	64.1	58.4
Top Speed [km/h]	68.3	68.7	66.5	65.4	61.4
Avg. Dist. to Rail [m]	5.5	2.2	0.4	0.5	2.2
Avg. Stride Freq. [Hz]	2.6	2.5	2.4	2.4	2.3
Avg. Stride Length [m]	6.3	7.6	7.6	7.4	7.1



- [] Ranking at each section and finish
- :-:- No data available at this section
- NA No data available

Horse/Jockey Name	Desiah/Sean Cormack
Finish Rank	4
Fastest Section Time (Section)	0:10.79 (800-600)
Top Speed [km/h] (Section)	68.7 (800-600)
Race State	Finished



Sunshine Coast Poly Track QLD

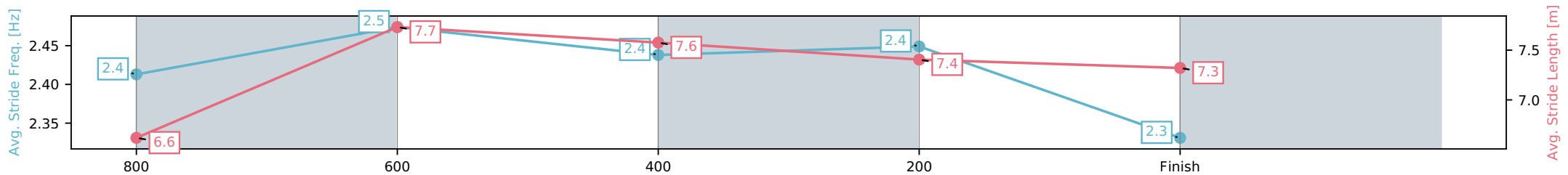
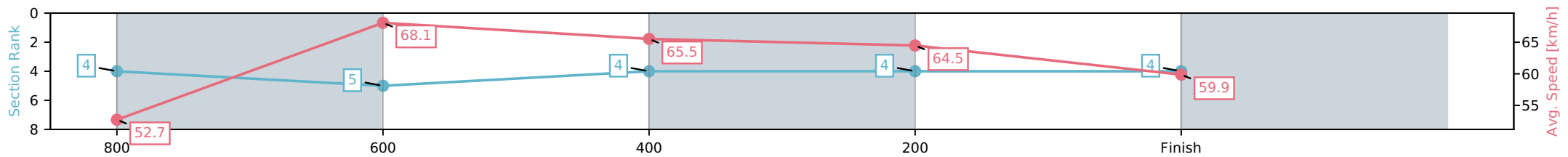
Race 4: KENNARDS HIRE BENCHMARK 65 Handicap - 1000m

17 May 2026 - 2:15PM



Track Rating: Synthetic, Weather: Overcast, Rail Position: True Entire Circuit

Section	L1000	L800	L600	L400	L200
Section Times	0:58.51 (0:13.54)	0:44.97 [4] (0:10.79)	0:34.18 [5] (0:11.06)	0:23.12 [4] (0:11.18)	0:11.94 [4] (0:11.94)
Average Speed [km/h]	52.7	68.1	65.5	64.5	59.9
Top Speed [km/h]	67.7	68.7	67.1	65.4	63.0
Avg. Dist. to Rail [m]	4.7	2.8	1.1	4.5	5.3
Avg. Stride Freq. [Hz]	2.4	2.5	2.4	2.4	2.3
Avg. Stride Length [m]	6.6	7.7	7.6	7.4	7.3



- [] Ranking at each section and finish
- :-:- No data available at this section
- NA No data available

Horse/Jockey Name	Rich Minx/Fiona Sandkuhl
Finish Rank	5
Fastest Section Time (Section)	0:10.89 (800-600)
Top Speed [km/h] (Section)	70.0 (1000 - 800)
Race State	Finished



Sunshine Coast Poly Track QLD

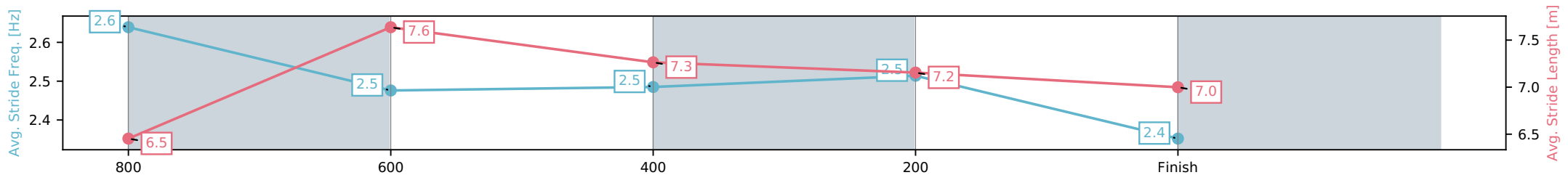
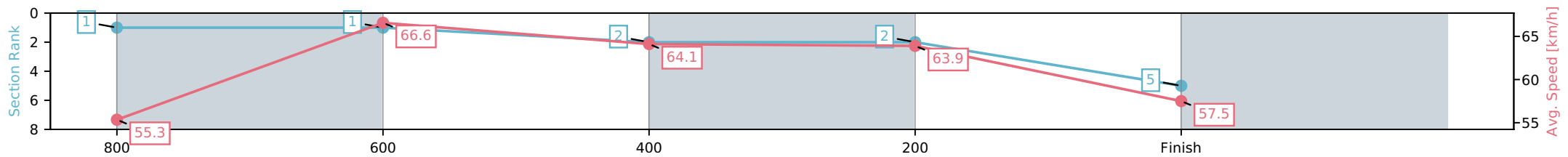
Race 4: KENNARDS HIRE BENCHMARK 65 Handicap - 1000m

17 May 2026 - 2:15PM



Track Rating: Synthetic, Weather: Overcast, Rail Position: True Entire Circuit

Section	L1000	L800	L600	L400	L200
Section Times	0:58.71 (0:12.91)	0:45.80 [1] (0:10.89)	0:34.91 [1] (0:11.21)	0:23.70 [2] (0:11.27)	0:12.42 [2] (0:12.42)
Average Speed [km/h]	55.3	66.6	64.1	63.9	57.5
Top Speed [km/h]	70.0	69.1	65.4	65.6	61.7
Avg. Dist. to Rail [m]	7.2	1.0	0.4	0.4	0.2
Avg. Stride Freq. [Hz]	2.6	2.5	2.5	2.5	2.4
Avg. Stride Length [m]	6.5	7.6	7.3	7.2	7.0



[] Ranking at each section and finish
 -:-:- No data available at this section
 NA No data available

Horse/Jockey Name	Fast Fusion/Fred Larson
Finish Rank	6
Fastest Section Time (Section)	0:11.02 (800-600)
Top Speed [km/h] (Section)	68.5 (1000 - 800)
Race State	Finished



Sunshine Coast Poly Track QLD

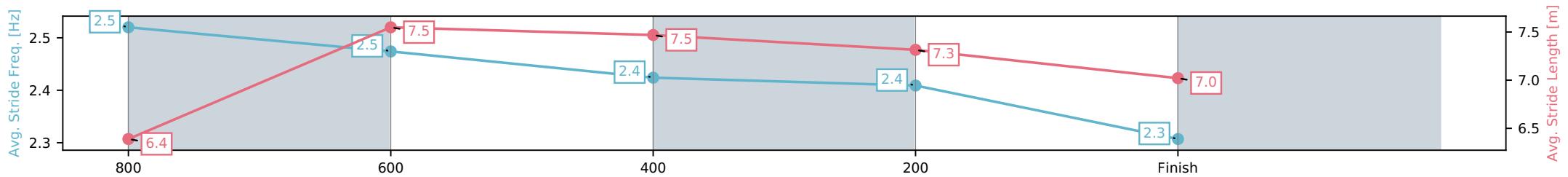
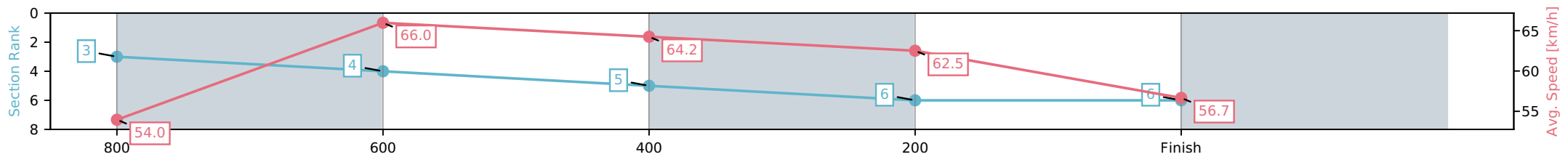
Race 4: KENNARDS HIRE BENCHMARK 65 Handicap - 1000m

17 May 2026 - 2:15PM



Track Rating: Synthetic, Weather: Overcast, Rail Position: True Entire Circuit

Section	L1000	L800	L600	L400	L200
Section Times	0:59.59 (0:13.23)	0:46.36 [3] (0:11.02)	0:35.35 [4] (0:11.18)	0:24.17 [5] (0:11.52)	0:12.65 [6] (0:12.65)
Average Speed [km/h]	54.0	66.0	64.2	62.5	56.7
Top Speed [km/h]	68.5	68.5	65.5	64.0	60.2
Avg. Dist. to Rail [m]	3.5	1.3	0.5	0.7	0.6
Avg. Stride Freq. [Hz]	2.5	2.5	2.4	2.4	2.3
Avg. Stride Length [m]	6.4	7.5	7.5	7.3	7.0



- [] Ranking at each section and finish
- :-:- No data available at this section
- NA No data available

Horse/Jockey Name	Baltray/Ryan Wiggins
Finish Rank	1
Fastest Section Time (Section)	0:11.08 (400-200)
Top Speed [km/h] (Section)	65.8 (400-200)
Race State	Finished



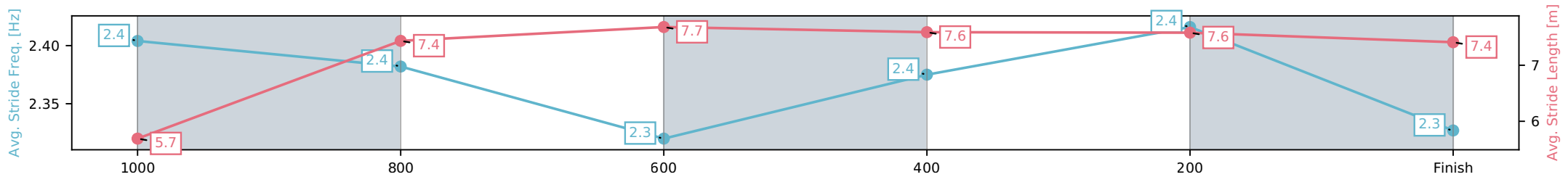
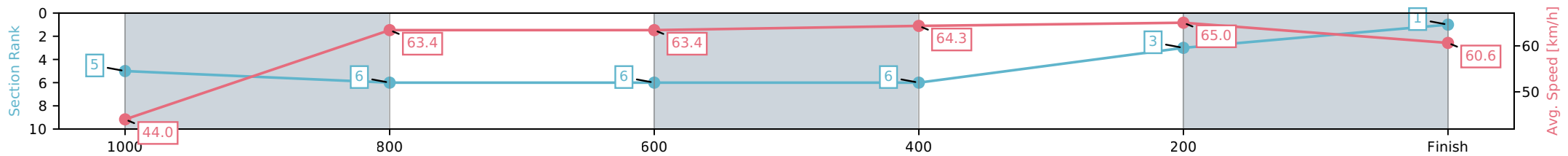
Sunshine Coast Poly Track QLD
 Race 5: CREATIVE STONE RATINGS BAND 0 - 58 Handicap - 1100m



17 May 2026 - 2:55PM

Track Rating: Synthetic, Weather: Overcast, Rail Position: True Entire Circuit

Section	L1100	L1000	L800	L600	L400	L200
Section Times	1:05.33 (0:08.14)	0:57.19 [5] (0:11.38)	0:45.81 [6] (0:11.54)	0:34.26 [6] (0:11.30)	0:22.97 [6] (0:11.08)	0:11.89 [3] (0:11.89)
Average Speed [km/h]	44.0	63.4	63.4	64.3	65.0	60.6
Top Speed [km/h]	61.0	64.0	64.8	64.9	65.8	63.2
Avg. Dist. to Rail [m]	8.1	5.7	2.4	1.5	2.9	2.5
Avg. Stride Freq. [Hz]	2.4	2.4	2.3	2.4	2.4	2.3
Avg. Stride Length [m]	5.7	7.4	7.7	7.6	7.6	7.4



- [] Ranking at each section and finish
- :-:- No data available at this section
- NA No data available

Horse/Jockey Name	Fitzroy Street/Brandon Lerena
Finish Rank	2
Fastest Section Time (Section)	0:11.06 (400-200)
Top Speed [km/h] (Section)	65.7 (400-200)
Race State	Finished



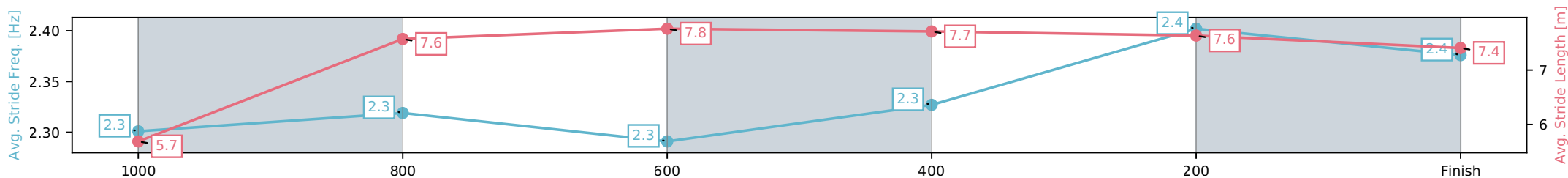
Sunshine Coast Poly Track QLD
 Race 5: CREATIVE STONE RATINGS BAND 0 - 58 Handicap - 1100m



17 May 2026 - 2:55PM

Track Rating: Synthetic, Weather: Overcast, Rail Position: True Entire Circuit

Section	L1100	L1000	L800	L600	L400	L200
Section Times	1:05.36 (0:08.29)	0:57.07 [7] (0:11.40)	0:45.66 [8] (0:11.63)	0:34.04 [8] (0:11.34)	0:22.70 [8] (0:11.06)	0:11.64 [7] (0:11.64)
Average Speed [km/h]	43.2	63.3	63.1	64.3	65.2	62.0
Top Speed [km/h]	59.5	65.2	64.4	65.5	65.7	64.5
Avg. Dist. to Rail [m]	9.8	6.2	2.8	1.8	4.0	3.4
Avg. Stride Freq. [Hz]	2.3	2.3	2.3	2.3	2.4	2.4
Avg. Stride Length [m]	5.7	7.6	7.8	7.7	7.6	7.4



- [] Ranking at each section and finish
- :-:- No data available at this section
- NA No data available

Horse/Jockey Name	Time To Cry/Cejay Graham
Finish Rank	3
Fastest Section Time (Section)	0:11.13 (1000-800)
Top Speed [km/h] (Section)	65.5 (1000-800)
Race State	Finished



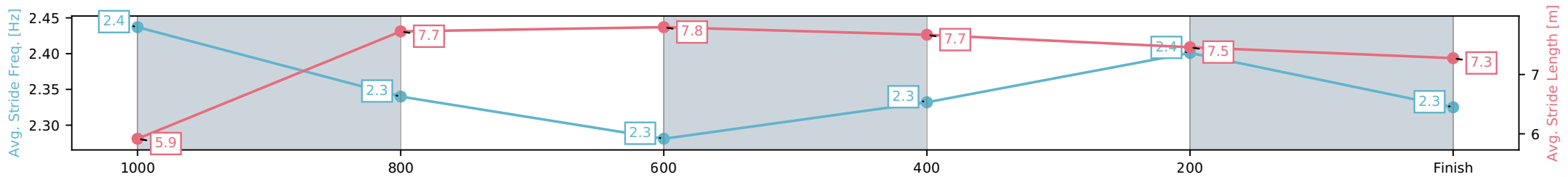
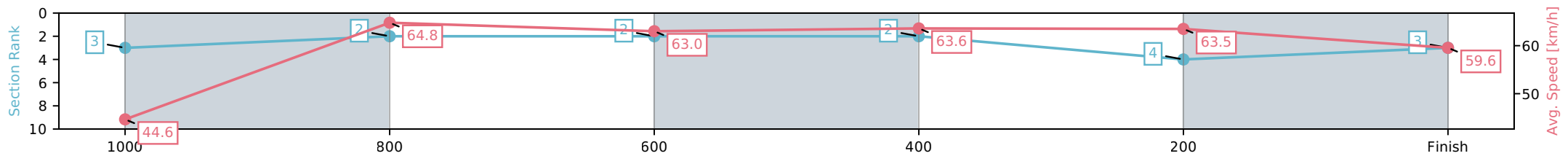
Sunshine Coast Poly Track QLD
 Race 5: CREATIVE STONE RATINGS BAND 0 - 58 Handicap - 1100m



17 May 2026 - 2:55PM

Track Rating: Synthetic, Weather: Overcast, Rail Position: True Entire Circuit

Section	L1100	L1000	L800	L600	L400	L200
Section Times	1:05.55 (0:08.06)	0:57.49 [3] (0:11.13)	0:46.37 [2] (0:11.59)	0:34.77 [2] (0:11.36)	0:23.42 [2] (0:11.34)	0:12.07 [4] (0:12.07)
Average Speed [km/h]	44.6	64.8	63.0	63.6	63.5	59.6
Top Speed [km/h]	62.4	65.5	64.1	64.3	64.7	62.2
Avg. Dist. to Rail [m]	4.9	4.1	2.1	0.5	1.4	0.5
Avg. Stride Freq. [Hz]	2.4	2.3	2.3	2.3	2.4	2.3
Avg. Stride Length [m]	5.9	7.7	7.8	7.7	7.5	7.3



- [] Ranking at each section and finish
- :-:- No data available at this section
- NA No data available

Horse/Jockey Name	Decadad/Scott Sheargold
Finish Rank	4
Fastest Section Time (Section)	0:11.16 (1000-800)
Top Speed [km/h] (Section)	67.4 (1000-800)
Race State	Finished



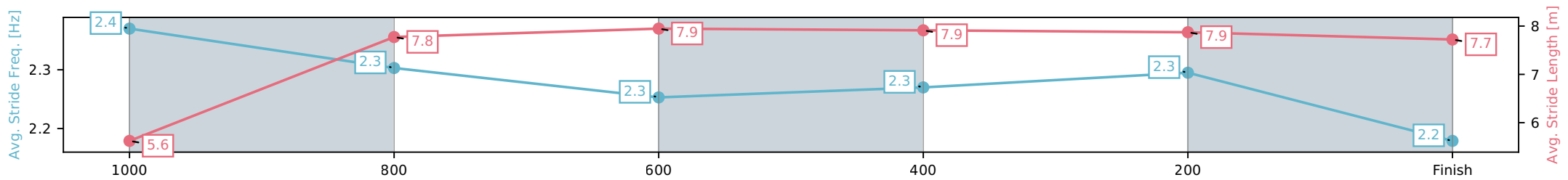
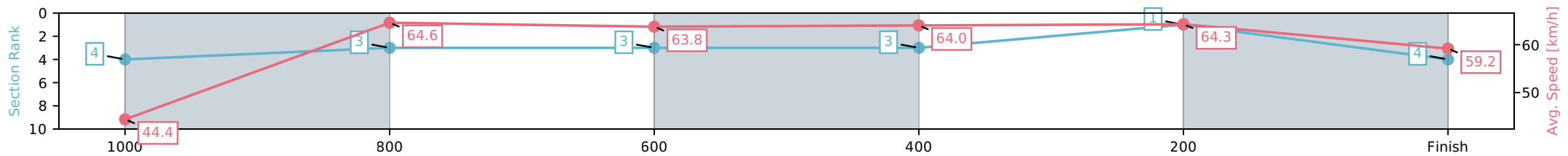
Sunshine Coast Poly Track QLD
 Race 5: CREATIVE STONE RATINGS BAND 0 - 58 Handicap - 1100m

17 May 2026 - 2:55PM



Track Rating: Synthetic, Weather: Overcast, Rail Position: True Entire Circuit

Section	L1100	L1000	L800	L600	L400	L200
Section Times	1:05.56 (0:08.06)	0:57.50 [4] (0:11.16)	0:46.33 [3] (0:11.56)	0:34.77 [3] (0:11.35)	0:23.42 [3] (0:11.21)	0:12.21 [1] (0:12.21)
Average Speed [km/h]	44.4	64.6	63.8	64.0	64.3	59.2
Top Speed [km/h]	61.4	67.4	64.8	64.6	65.3	62.4
Avg. Dist. to Rail [m]	7.6	5.3	3.3	1.4	1.4	1.5
Avg. Stride Freq. [Hz]	2.4	2.3	2.3	2.3	2.3	2.2
Avg. Stride Length [m]	5.6	7.8	7.9	7.9	7.9	7.7



- [] Ranking at each section and finish
- :-:- No data available at this section
- NA No data available

Horse/Jockey Name	Calvary/Leah Martyn
Finish Rank	5
Fastest Section Time (Section)	0:11.25 (1000-800)
Top Speed [km/h] (Section)	66.6 (1000-800)
Race State	Finished



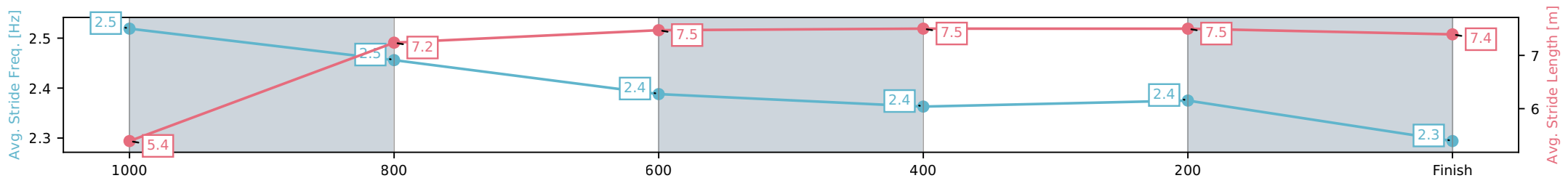
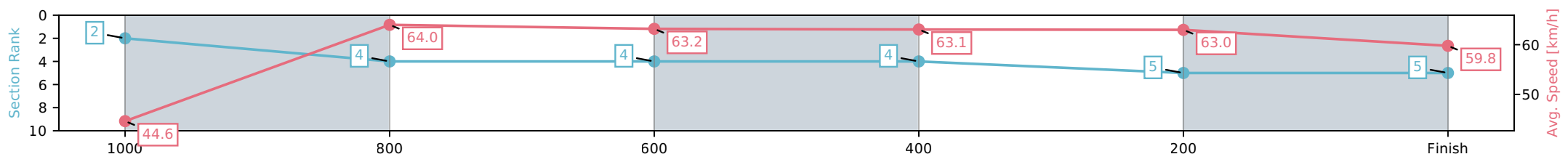
Sunshine Coast Poly Track QLD
 Race 5: CREATIVE STONE RATINGS BAND 0 - 58 Handicap - 1100m



17 May 2026 - 2:55PM

Track Rating: Synthetic, Weather: Overcast, Rail Position: True Entire Circuit

Section	L1100	L1000	L800	L600	L400	L200
Section Times	1:05.73 (0:08.04)	0:57.69 [2] (0:11.25)	0:46.44 [4] (0:11.52)	0:34.92 [4] (0:11.38)	0:23.54 [4] (0:11.44)	0:12.10 [5] (0:12.10)
Average Speed [km/h]	44.6	64.0	63.2	63.1	63.0	59.8
Top Speed [km/h]	61.6	66.6	63.9	64.1	64.1	61.5
Avg. Dist. to Rail [m]	3.0	2.2	1.5	0.6	0.4	1.9
Avg. Stride Freq. [Hz]	2.5	2.5	2.4	2.4	2.4	2.3
Avg. Stride Length [m]	5.4	7.2	7.5	7.5	7.5	7.4



[] Ranking at each section and finish
 -:-:- No data available at this section
 NA No data available

Horse/Jockey Name	Paper Cowboy/Nathan Thomas
Finish Rank	6
Fastest Section Time (Section)	0:11.02 (1000-800)
Top Speed [km/h] (Section)	66.8 (1000-800)
Race State	Finished



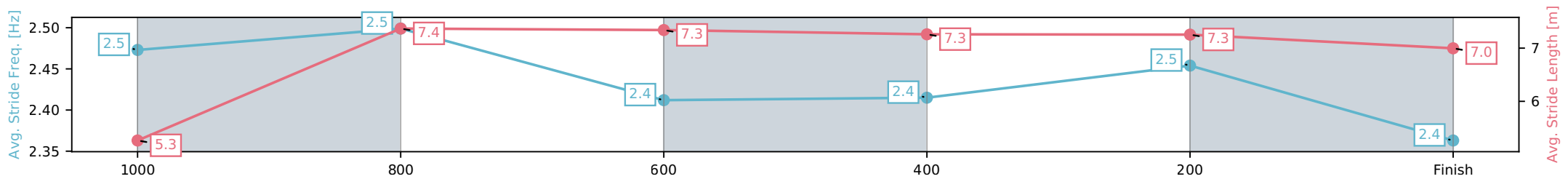
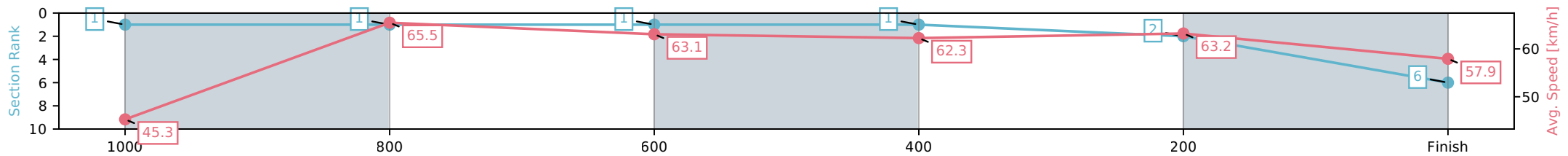
Sunshine Coast Poly Track QLD
 Race 5: CREATIVE STONE RATINGS BAND 0 - 58 Handicap - 1100m



17 May 2026 - 2:55PM

Track Rating: Synthetic, Weather: Overcast, Rail Position: True Entire Circuit

Section	L1100	L1000	L800	L600	L400	L200
Section Times	1:05.83 (0:07.93)	0:57.90 [1] (0:11.02)	0:46.89 [1] (0:11.50)	0:35.39 [1] (0:11.58)	0:23.81 [1] (0:11.38)	0:12.43 [2] (0:12.43)
Average Speed [km/h]	45.3	65.5	63.1	62.3	63.2	57.9
Top Speed [km/h]	64.0	66.8	63.9	63.3	64.8	61.3
Avg. Dist. to Rail [m]	6.3	4.1	1.1	0.5	0.3	1.0
Avg. Stride Freq. [Hz]	2.5	2.5	2.4	2.4	2.5	2.4
Avg. Stride Length [m]	5.3	7.4	7.3	7.3	7.3	7.0



- [] Ranking at each section and finish
- :-:- No data available at this section
- NA No data available

Horse/Jockey Name	Lennystar/Nozi Tomizawa
Finish Rank	7
Fastest Section Time (Section)	0:11.23 (1000-800)
Top Speed [km/h] (Section)	65.6 (1000-800)
Race State	Finished



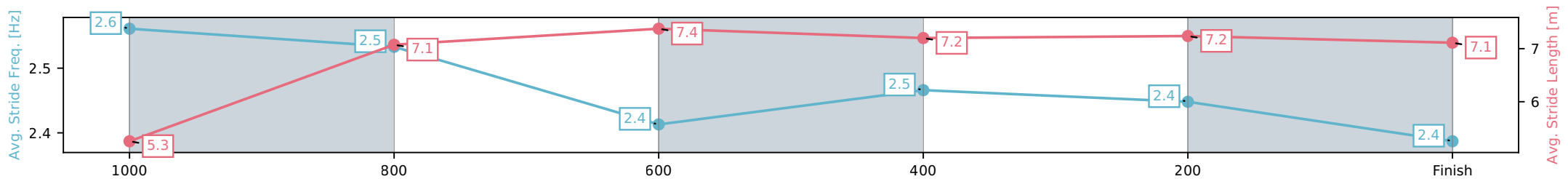
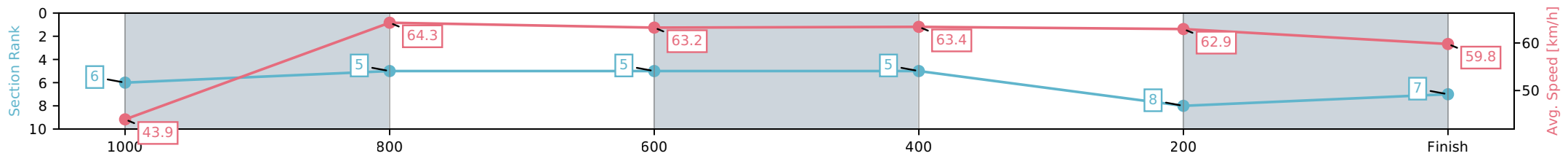
Sunshine Coast Poly Track QLD
 Race 5: CREATIVE STONE RATINGS BAND 0 - 58 Handicap - 1100m

17 May 2026 - 2:55PM



Track Rating: Synthetic, Weather: Overcast, Rail Position: True Entire Circuit

Section	L1100	L1000	L800	L600	L400	L200
Section Times	1:05.86 (0:08.19)	0:57.67 [6] (0:11.23)	0:46.45 [5] (0:11.54)	0:34.91 [5] (0:11.40)	0:23.51 [5] (0:11.45)	0:12.06 [8] (0:12.06)
Average Speed [km/h]	43.9	64.3	63.2	63.4	62.9	59.8
Top Speed [km/h]	60.9	65.6	64.2	64.8	63.7	62.6
Avg. Dist. to Rail [m]	4.2	3.9	2.0	0.6	1.2	3.3
Avg. Stride Freq. [Hz]	2.6	2.5	2.4	2.5	2.4	2.4
Avg. Stride Length [m]	5.3	7.1	7.4	7.2	7.2	7.1



- [] Ranking at each section and finish
- :-:- No data available at this section
- NA No data available

Horse/Jockey Name	Causeways/Bailey Wheeler
Finish Rank	8
Fastest Section Time (Section)	0:11.01 (1000-800)
Top Speed [km/h] (Section)	67.8 (1000-800)
Race State	Finished



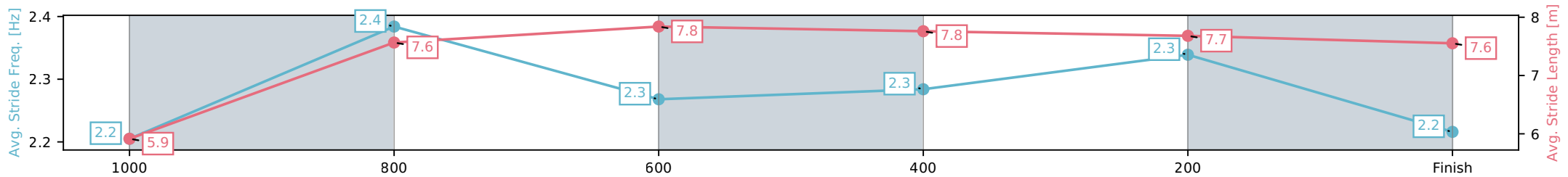
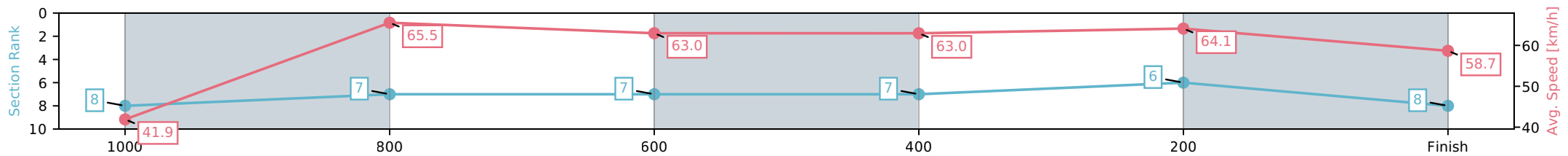
Sunshine Coast Poly Track QLD
 Race 5: CREATIVE STONE RATINGS BAND 0 - 58 Handicap - 1100m

17 May 2026 - 2:55PM



Track Rating: Synthetic, Weather: Overcast, Rail Position: True Entire Circuit

Section	L1100	L1000	L800	L600	L400	L200
Section Times	1:06.08 (0:08.59)	0:57.49 [8] (0:11.01)	0:46.48 [7] (0:11.48)	0:35.00 [7] (0:11.40)	0:23.60 [7] (0:11.24)	0:12.36 [6] (0:12.36)
Average Speed [km/h]	41.9	65.5	63.0	63.0	64.1	58.7
Top Speed [km/h]	58.1	67.8	65.1	63.4	66.0	62.0
Avg. Dist. to Rail [m]	10.8	4.3	0.7	0.5	1.0	1.9
Avg. Stride Freq. [Hz]	2.2	2.4	2.3	2.3	2.3	2.2
Avg. Stride Length [m]	5.9	7.6	7.8	7.8	7.7	7.6



- [] Ranking at each section and finish
- :-:- No data available at this section
- NA No data available



Sunshine Coast Poly Track QLD -
Race 6: SHERRIN RENTALS BENCHMARK 58 Handicap - 1400m
 17 May 2026 - 3:40PM



Track Rating: Synthetic, Weather: Overcast, Rail Position: True Entire Circuit

Field Times (Race Tempo) 1:25.88 1:12.04 1:00.10 0:47.56 0:34.83 0:23.01 0:11.72
 (0:13.84) (0:11.93) (0:12.54) (0:12.73) (0:11.82) (0:11.29) (0:11.72)

Rank	TAB#	Horse	Overall Time	First 400m	Top Speed km/h (Section)	L1400	L1200	L1000	L800	L600	L400	L200	
	(BAR#)	Jockey	Margin (DT-W)	Last 600m	Fastest Section (Time)	Start - 1200	1200 - 1000	1000 - 800	800 - 600	600 - 400	400 - 200	200 - Finish	
1	8	Krumac	1:25.88	0:26.00	64.9 (400-200)	1:25.88	1:11.91 [2]	0:59.88 [3]	0:47.39 [3]	0:34.73 [3]	0:22.87 [3]	0:11.68 [2]	
	(1)	Mark Du Plessis		0:34.74	400-200 (0:11.19)	(0:13.97)	(0:12.03)	(0:12.49)	(0:12.66)	(0:11.87)	(0:11.19)	(0:11.68)	
2	12	Makamae	1:25.96	0:26.37	65.3 (400-200)	1:25.96	1:11.67 [6]	0:59.58 [6]	0:47.15 [6]	0:34.52 [6]	0:22.58 [7]	0:11.43 [4]	
	(58)	Corey Sutherland	0.5L (-1)	0:34.53	400-200 (0:11.16)	(0:14.29)	(0:12.08)	(0:12.43)	(0:12.63)	(0:11.94)	(0:11.16)	(0:11.43)	
3	1	Halfachance	1:26.09	0:25.77	64.2 (400-200)	1:26.09	1:12.25 [1]	1:00.31 [1]	0:47.69 [2]	0:34.99 [2]	0:23.22 [1]	0:11.93 [1]	
	(4)	Bella Youngberry	1.2L (-6)	0:34.99	400-200 (0:11.29)	(0:13.84)	(0:11.93)	(0:12.62)	(0:12.70)	(0:11.77)	(0:11.29)	(0:11.93)	
4	9	Perri Lass	1:26.11	0:26.68	64.7 (400-200)	1:26.11	1:11.60 [7]	0:59.42 [7]	0:47.19 [7]	0:34.46 [7]	0:22.79 [6]	0:11.56 [6]	
	(7)	McKenzie Apel	1.3L (-7)	0:34.46	400-200 (0:11.23)	(0:14.51)	(0:12.17)	(0:12.24)	(0:12.73)	(0:11.67)	(0:11.23)	(0:11.56)	
5	3	Norwegian Joy	1:26.48	0:25.80	64.4 (1400 - 1200)	1:26.48	1:12.48 [3]	1:00.68 [2]	0:48.16 [1]	0:35.43 [1]	0:23.57 [2]	0:12.07 [3]	
	(5)	Colleen Krahen	3.5L (-6)	0:35.43	400-200 (0:11.50)	(0:14.00)	(0:11.80)	(0:12.52)	(0:12.73)	(0:11.86)	(0:11.50)	(0:12.07)	
6	4	Privalova	1:26.73	0:26.32	63.9 (1400 - 1200)	1:26.73	1:12.52 [5]	1:00.41 [5]	0:48.07 [5]	0:35.39 [5]	0:23.65 [4]	0:12.18 [5]	
	(2)	Tiffani Brooker	5.0L (-6)	0:35.38	400-200 (0:11.47)	(0:14.21)	(0:12.11)	(0:12.34)	(0:12.69)	(0:11.73)	(0:11.47)	(0:12.18)	
7	15	The Love Of Mary	1:27.00	0:26.10	63.6 (400-200)	1:27.00	1:12.91 [4]	1:00.90 [4]	0:48.41 [4]	0:35.81 [4]	0:23.72 [5]	0:12.29 [7]	
	(3)	Robbie Dolan	6.6L (+2)	0:35.81	400-200 (0:11.43)	(0:14.09)	(0:12.01)	(0:12.49)	(0:12.60)	(0:12.09)	(0:11.43)	(0:12.29)	

Scratched: Cool Music (#2), What Did You Say (#5), Artifactx (#6), Extol (#7), Brutal Sue (#10), Elusive Domina (#11), Rapid Dude (#13), Astern Villa (#14), Decadad (#16)

Report Created: Sun 17 May 2026

(Note: Races are conducted over an approximate distance as close as possible to the advertised distance, and recorded data may vary accordingly. Official times refer to race times only and do not include handicap times.)

[] Position in running at each section and finish TAB# Saddle cloth number

Fastest split

-:-:- No data available at this section

BAR# Barrier/Gate Position

Fastest section

NA No data available

DNF Did not finish

DNT Did not track

DT-W Distance travelled compared to winner in metres

Horse/Jockey Name	Krumac/Mark Du Plessis
Finish Rank	1
Fastest Section Time (Section)	0:11.19 (400-200)
Top Speed [km/h] (Section)	64.9 (400-200)
Race State	Finished



Sunshine Coast Poly Track QLD

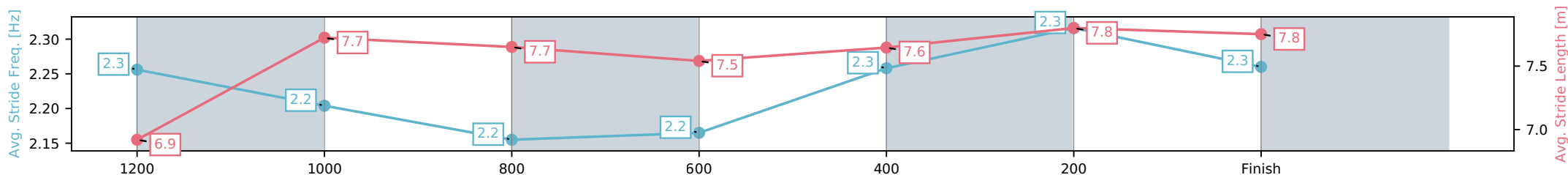
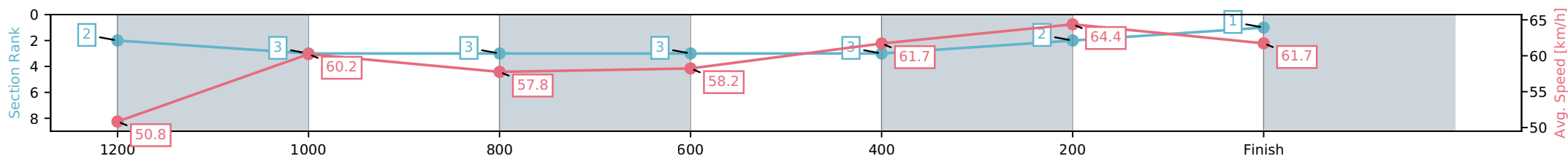
Race 6: SHERRIN RENTALS BENCHMARK 58 Handicap - 1400m

17 May 2026 - 3:40PM



Track Rating: Synthetic, Weather: Overcast, Rail Position: True Entire Circuit

Section	L1400	L1200	L1000	L800	L600	L400	L200
Section Times	1:25.88 (0:13.97)	1:11.91 [2] (0:12.03)	0:59.88 [3] (0:12.49)	0:47.39 [3] (0:12.66)	0:34.73 [3] (0:11.87)	0:22.87 [3] (0:11.19)	0:11.68 [2] (0:11.68)
Average Speed [km/h]	50.8	60.2	57.8	58.2	61.7	64.4	61.7
Top Speed [km/h]	62.1	62.1	59.8	60.2	63.5	64.9	63.8
Avg. Dist. to Rail [m]	2.6	2.3	3.2	3.3	2.5	3.8	3.6
Avg. Stride Freq. [Hz]	2.3	2.2	2.2	2.2	2.3	2.3	2.3
Avg. Stride Length [m]	6.9	7.7	7.7	7.5	7.6	7.8	7.8



- [] Ranking at each section and finish
- :-:- No data available at this section
- NA No data available

Horse/Jockey Name	Makamae/Corey Sutherland
Finish Rank	2
Fastest Section Time (Section)	0:11.16 (400-200)
Top Speed [km/h] (Section)	65.3 (400-200)
Race State	Finished



Sunshine Coast Poly Track QLD

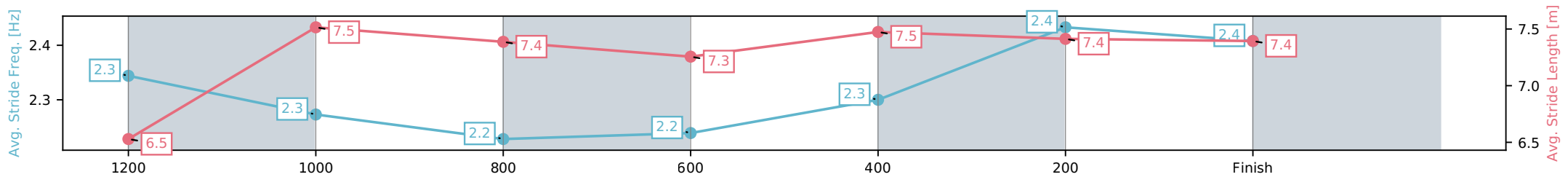
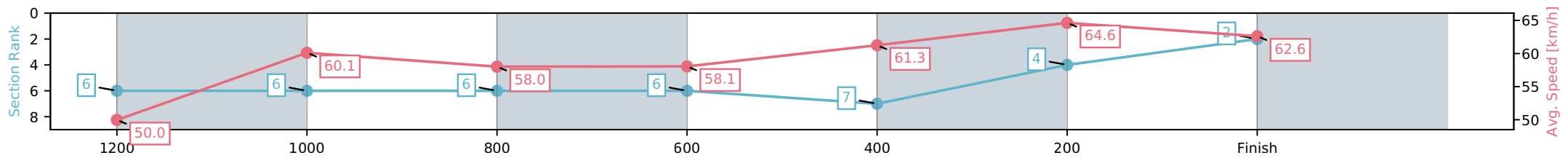
Race 6: SHERRIN RENTALS BENCHMARK 58 Handicap - 1400m

17 May 2026 - 3:40PM



Track Rating: Synthetic, Weather: Overcast, Rail Position: True Entire Circuit

Section	L1400	L1200	L1000	L800	L600	L400	L200
Section Times	1:25.96 (0:14.29)	1:11.67 [6] (0:12.08)	0:59.58 [6] (0:12.43)	0:47.15 [6] (0:12.63)	0:34.52 [6] (0:11.94)	0:22.58 [7] (0:11.16)	0:11.43 [4] (0:11.43)
Average Speed [km/h]	50.0	60.1	58.0	58.1	61.3	64.6	62.6
Top Speed [km/h]	62.9	61.4	59.9	60.8	62.0	65.3	65.2
Avg. Dist. to Rail [m]	6.3	3.3	3.4	2.9	2.2	5.9	7.1
Avg. Stride Freq. [Hz]	2.3	2.3	2.2	2.2	2.3	2.4	2.4
Avg. Stride Length [m]	6.5	7.5	7.4	7.3	7.5	7.4	7.4



- [] Ranking at each section and finish
- :-:- No data available at this section
- NA No data available

Horse/Jockey Name	Halfchance/Bella Youngberry
Finish Rank	3
Fastest Section Time (Section)	0:11.29 (400-200)
Top Speed [km/h] (Section)	64.2 (400-200)
Race State	Finished



Sunshine Coast Poly Track QLD

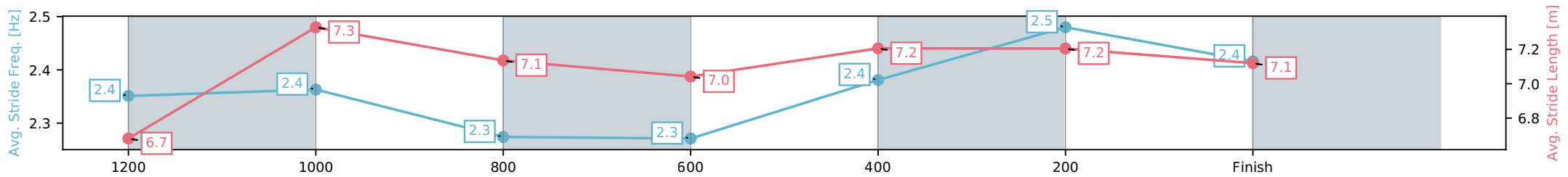
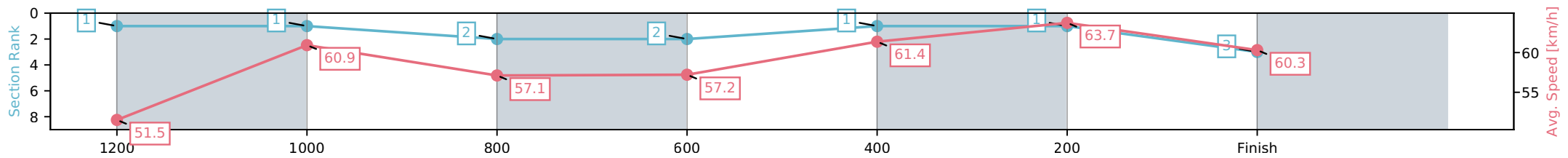
Race 6: SHERRIN RENTALS BENCHMARK 58 Handicap - 1400m

17 May 2026 - 3:40PM



Track Rating: Synthetic, Weather: Overcast, Rail Position: True Entire Circuit

Section	L1400	L1200	L1000	L800	L600	L400	L200
Section Times	1:26.09 (0:13.84)	1:12.25 [1] (0:11.93)	1:00.31 [1] (0:12.62)	0:47.69 [2] (0:12.70)	0:34.99 [2] (0:11.77)	0:23.22 [1] (0:11.29)	0:11.93 [1] (0:11.93)
Average Speed [km/h]	51.5	60.9	57.1	57.2	61.4	63.7	60.3
Top Speed [km/h]	63.1	62.9	58.9	59.5	62.4	64.2	63.0
Avg. Dist. to Rail [m]	5.5	3.0	2.4	1.5	0.4	0.9	1.7
Avg. Stride Freq. [Hz]	2.4	2.4	2.3	2.3	2.4	2.5	2.4
Avg. Stride Length [m]	6.7	7.3	7.1	7.0	7.2	7.2	7.1



[] Ranking at each section and finish
 -:-:- No data available at this section
 NA No data available

Horse/Jockey Name	Perri Lass/McKenzie Apel
Finish Rank	4
Fastest Section Time (Section)	0:11.23 (400-200)
Top Speed [km/h] (Section)	64.7 (400-200)
Race State	Finished



Sunshine Coast Poly Track QLD

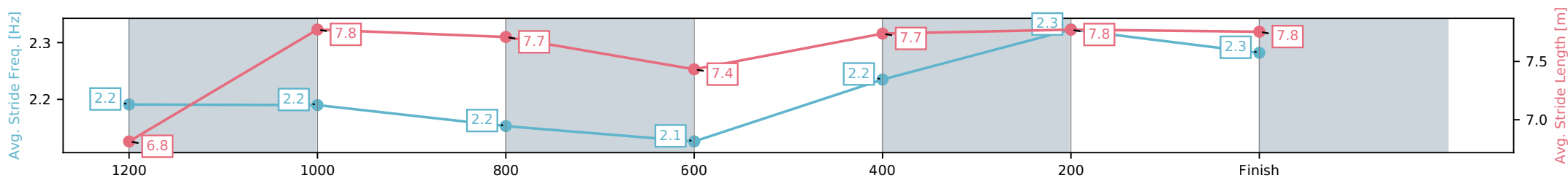
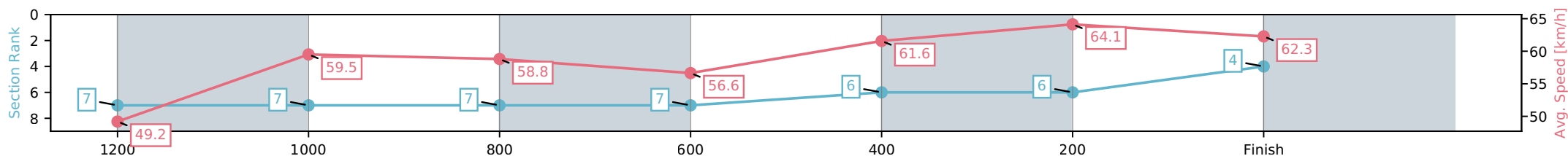
Race 6: SHERRIN RENTALS BENCHMARK 58 Handicap - 1400m

17 May 2026 - 3:40PM



Track Rating: Synthetic, Weather: Overcast, Rail Position: True Entire Circuit

Section	L1400	L1200	L1000	L800	L600	L400	L200
Section Times	1:26.11 (0:14.51)	1:11.60 [7] (0:12.17)	0:59.42 [7] (0:12.24)	0:47.19 [7] (0:12.73)	0:34.46 [7] (0:11.67)	0:22.79 [6] (0:11.23)	0:11.56 [6] (0:11.56)
Average Speed [km/h]	49.2	59.5	58.8	56.6	61.6	64.1	62.3
Top Speed [km/h]	63.9	64.0	61.1	60.6	63.2	64.7	64.2
Avg. Dist. to Rail [m]	6.6	1.8	1.5	0.6	0.5	2.8	5.2
Avg. Stride Freq. [Hz]	2.2	2.2	2.2	2.1	2.2	2.3	2.3
Avg. Stride Length [m]	6.8	7.8	7.7	7.4	7.7	7.8	7.8



- [] Ranking at each section and finish
- :-:- No data available at this section
- NA No data available

Horse/Jockey Name	Norwegian Joy/Colleen Krahen
Finish Rank	5
Fastest Section Time (Section)	0:11.50 (400-200)
Top Speed [km/h] (Section)	64.4 (1400 - 1200)
Race State	Finished



Sunshine Coast Poly Track QLD

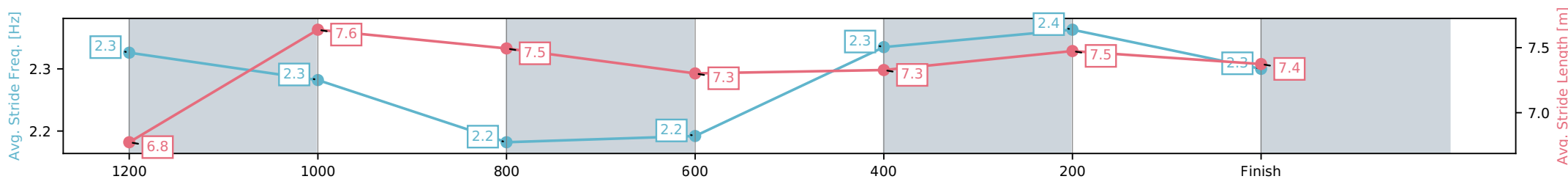
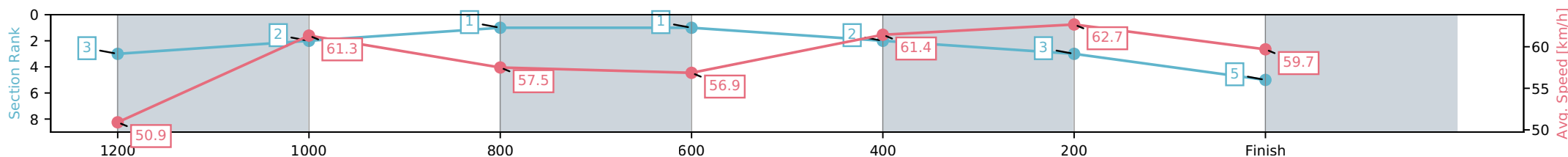
Race 6: SHERRIN RENTALS BENCHMARK 58 Handicap - 1400m

17 May 2026 - 3:40PM



Track Rating: Synthetic, Weather: Overcast, Rail Position: True Entire Circuit

Section	L1400	L1200	L1000	L800	L600	L400	L200
Section Times	1:26.48 (0:14.00)	1:12.48 [3] (0:11.80)	1:00.68 [2] (0:12.52)	0:48.16 [1] (0:12.73)	0:35.43 [1] (0:11.86)	0:23.57 [2] (0:11.50)	0:12.07 [3] (0:12.07)
Average Speed [km/h]	50.9	61.3	57.5	56.9	61.4	62.7	59.7
Top Speed [km/h]	64.4	63.3	59.0	59.1	63.4	63.2	62.1
Avg. Dist. to Rail [m]	4.6	1.5	1.7	0.7	1.9	3.6	4.8
Avg. Stride Freq. [Hz]	2.3	2.3	2.2	2.2	2.3	2.4	2.3
Avg. Stride Length [m]	6.8	7.6	7.5	7.3	7.3	7.5	7.4



[] Ranking at each section and finish
 -:-:- No data available at this section
 NA No data available

Horse/Jockey Name	Privalova/Tiffani Brooker
Finish Rank	6
Fastest Section Time (Section)	0:11.47 (400-200)
Top Speed [km/h] (Section)	63.9 (1400 - 1200)
Race State	Finished



Sunshine Coast Poly Track QLD

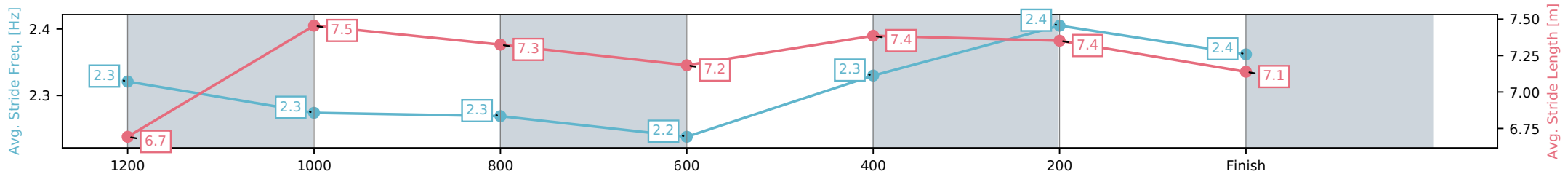
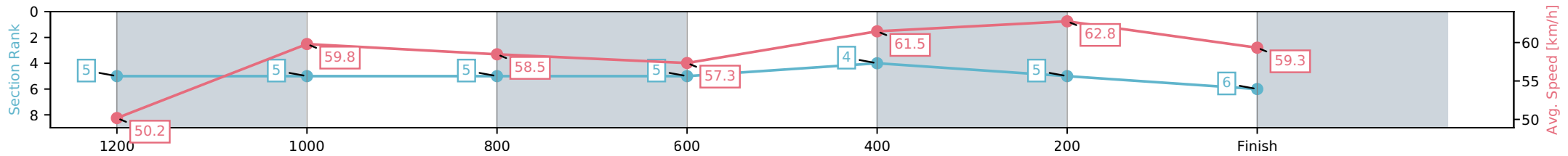
Race 6: SHERRIN RENTALS BENCHMARK 58 Handicap - 1400m

17 May 2026 - 3:40PM



Track Rating: Synthetic, Weather: Overcast, Rail Position: True Entire Circuit

Section	L1400	L1200	L1000	L800	L600	L400	L200
Section Times	1:26.73 (0:14.21)	1:12.52 [5] (0:12.11)	1:00.41 [5] (0:12.34)	0:48.07 [5] (0:12.69)	0:35.39 [5] (0:11.73)	0:23.65 [4] (0:11.47)	0:12.18 [5] (0:12.18)
Average Speed [km/h]	50.2	59.8	58.5	57.3	61.5	62.8	59.3
Top Speed [km/h]	63.9	61.6	60.6	59.2	62.5	63.3	62.0
Avg. Dist. to Rail [m]	2.9	2.2	2.2	1.5	0.3	1.0	1.0
Avg. Stride Freq. [Hz]	2.3	2.3	2.3	2.2	2.3	2.4	2.4
Avg. Stride Length [m]	6.7	7.5	7.3	7.2	7.4	7.4	7.1



- [] Ranking at each section and finish
- :-:- No data available at this section
- NA No data available

Horse/Jockey Name	The Love Of Mary/Robbie Dolan
Finish Rank	7
Fastest Section Time (Section)	0:11.43 (400-200)
Top Speed [km/h] (Section)	63.6 (400-200)
Race State	Finished



Sunshine Coast Poly Track QLD

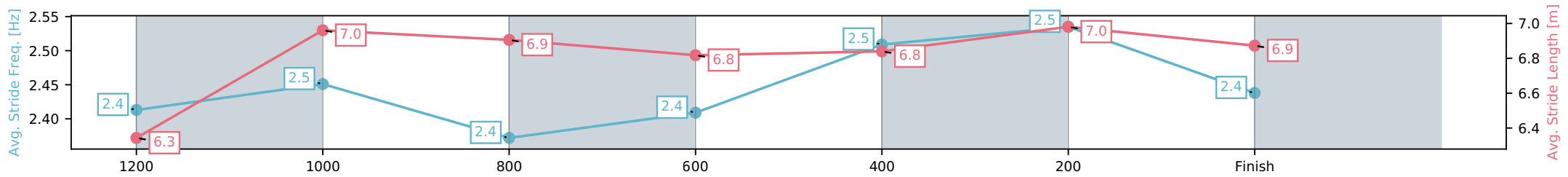
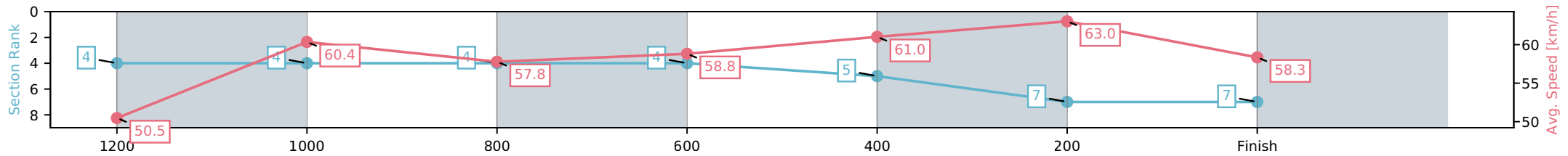
Race 6: SHERRIN RENTALS BENCHMARK 58 Handicap - 1400m

17 May 2026 - 3:40PM



Track Rating: Synthetic, Weather: Overcast, Rail Position: True Entire Circuit

Section	L1400	L1200	L1000	L800	L600	L400	L200
Section Times	1:27.00 (0:14.09)	1:12.91 [4] (0:12.01)	1:00.90 [4] (0:12.49)	0:48.41 [4] (0:12.60)	0:35.81 [4] (0:12.09)	0:23.72 [5] (0:11.43)	0:12.29 [7] (0:12.29)
Average Speed [km/h]	50.5	60.4	57.8	58.8	61.0	63.0	58.3
Top Speed [km/h]	62.3	61.5	59.7	60.9	61.9	63.6	62.4
Avg. Dist. to Rail [m]	3.6	2.7	3.6	4.1	3.7	5.0	6.0
Avg. Stride Freq. [Hz]	2.4	2.5	2.4	2.4	2.5	2.5	2.4
Avg. Stride Length [m]	6.3	7.0	6.9	6.8	6.8	7.0	6.9



- [] Ranking at each section and finish
- :-:- No data available at this section
- NA No data available



Sunshine Coast Poly Track QLD -
 Race 7: HEIGHT 4 HIRE BENCHMARK 58 Handicap - 1400m
 17 May 2026 - 4:24PM



Track Rating: Synthetic, Weather: Overcast, Rail Position: True Entire Circuit

Field Times (Race Tempo) 1:25.11 (0:13.48) 1:11.63 (0:11.08) 1:00.55 (0:11.61) 0:48.94 (0:12.69) 0:36.24 (0:12.29) 0:23.95 (0:11.75) 0:12.20 (0:12.20)

Rank	TAB#	Horse	Overall Time	First 400m	Top Speed km/h (Section)	L1400	L1200	L1000	L800	L600	L400	L200	
	(BAR#)	Jockey	Margin (DT-W)	Last 600m	Fastest Section (Time)	Start - 1200	1200 - 1000	1000 - 800	800 - 600	600 - 400	400 - 200	200 - Finish	
11	11	State A Fact	1:26.30	0:24.88	66.6 (1200-1000)	1:26.30	1:12.52 [6]	1:01.42 [4]	0:49.86 [5]	0:37.19 [5]	0:24.84 [7]	0:12.67 [12]	
	(2)	Ben Thompson	7.0L (-10)	0:37.20	1200-1000 (0:11.10)	(0:13.78)	(0:11.10)	(0:11.56)	(0:12.67)	(0:12.36)	(0:12.17)	(0:12.67)	
12	8	Boom Court	1:27.31	0:24.61	67.2 (1200-1000)	1:27.31	1:13.70 [2]	1:02.71 [2]	0:51.14 [1]	0:38.43 [2]	0:26.15 [1]	0:13.93 [7]	
	(8)	Micheal Hellyer	12.9L (-6)	0:38.43	1200-1000 (0:10.99)	(0:13.62)	(0:10.99)	(0:11.57)	(0:12.71)	(0:12.28)	(0:12.22)	(0:13.93)	

Scratched: Cheerful Cat (#9), Lennystar (#10), Inca Trail (#15), Zouslayer (#16)

Report Created: Sun 17 May 2026

(Note: Races are conducted over an approximate distance as close as possible to the advertised distance, and recorded data may vary accordingly. Official times refer to race times only and do not include handicap times.)

[] Position in running at each section and finish TAB# Saddle cloth number
 -:-:- No data available at this section BAR# Barrier/Gate Position
 NA No data available DNF Did not finish
 DNT Did not track DT-W Distance travelled compared to winner in metres

Fastest split
 Fastest section

data processed by TRIPLESDATA

Horse/Jockey Name	Full Strength/Montana Philpot
Finish Rank	1
Fastest Section Time (Section)	0:11.34 (1200-1000)
Top Speed [km/h] (Section)	66.1 (1200-1000)
Race State	Finished



Sunshine Coast Poly Track QLD

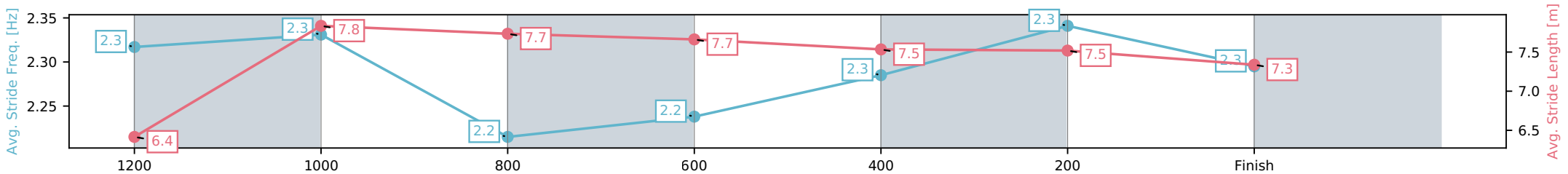
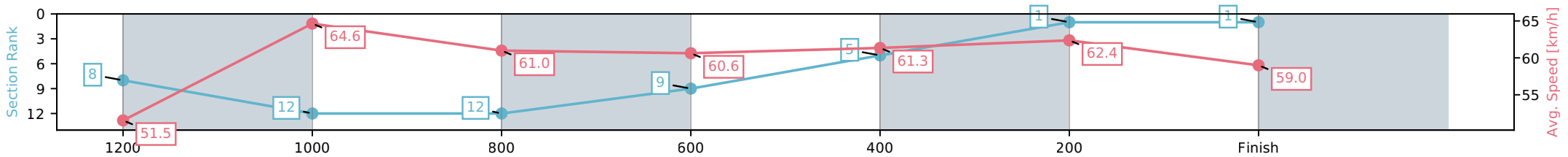
Race 7: HEIGHT 4 HIRE BENCHMARK 58 Handicap - 1400m

17 May 2026 - 4:24PM



Track Rating: Synthetic, Weather: Overcast, Rail Position: True Entire Circuit

Section	L1400	L1200	L1000	L800	L600	L400	L200
Section Times	1:25.11 (0:13.92)	1:11.19 [8] (0:11.34)	0:59.85 [12] (0:11.84)	0:48.01 [12] (0:12.24)	0:35.77 [9] (0:12.00)	0:23.76 [5] (0:11.56)	0:12.20 [1] (0:12.20)
Average Speed [km/h]	51.5	64.6	61.0	60.6	61.3	62.4	59.0
Top Speed [km/h]	66.1	66.1	62.3	62.4	62.1	63.0	61.6
Avg. Dist. to Rail [m]	8.2	6.3	3.9	4.5	3.5	4.4	4.3
Avg. Stride Freq. [Hz]	2.3	2.3	2.2	2.2	2.3	2.3	2.3
Avg. Stride Length [m]	6.4	7.8	7.7	7.7	7.5	7.5	7.3



[] Ranking at each section and finish
 -:-:- No data available at this section
 NA No data available

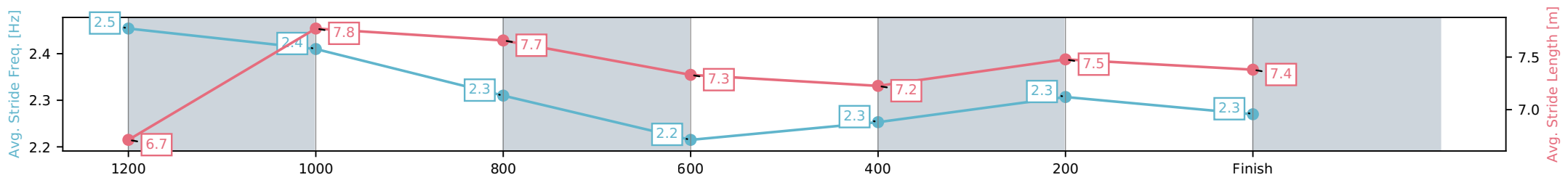
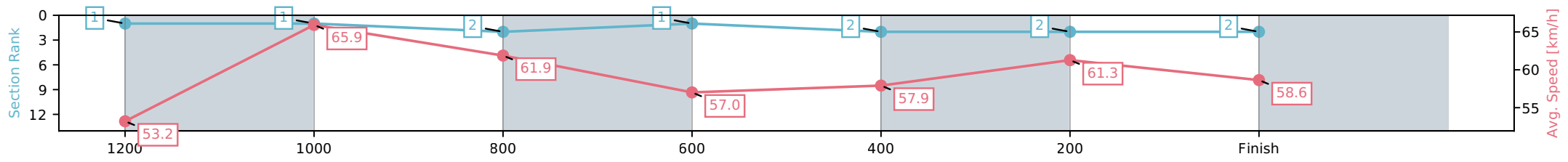
Horse/Jockey Name	Ucelle/Tiffani Brooker
Finish Rank	2
Fastest Section Time (Section)	0:11.08 (1200-1000)
Top Speed [km/h] (Section)	68.6 (1200-1000)
Race State	Finished



Sunshine Coast Poly Track QLD
 Race 7: HEIGHT 4 HIRE BENCHMARK 58 Handicap - 1400m
 17 May 2026 - 4:24PM
 Track Rating: Synthetic, Weather: Overcast, Rail Position: True Entire Circuit



Section	L1400	L1200	L1000	L800	L600	L400	L200
Section Times	1:25.15 (0:13.48)	1:11.67 [1] (0:11.08)	1:00.59 [1] (0:11.64)	0:48.96 [2] (0:12.67)	0:36.28 [1] (0:12.31)	0:23.98 [2] (0:11.76)	0:12.22 [2] (0:12.22)
Average Speed [km/h]	53.2	65.9	61.9	57.0	57.9	61.3	58.6
Top Speed [km/h]	68.4	68.6	64.6	59.1	59.9	62.4	60.8
Avg. Dist. to Rail [m]	9.1	4.9	3.0	1.1	1.5	0.7	2.5
Avg. Stride Freq. [Hz]	2.5	2.4	2.3	2.2	2.3	2.3	2.3
Avg. Stride Length [m]	6.7	7.8	7.7	7.3	7.2	7.5	7.4



[] Ranking at each section and finish
 -:-:- No data available at this section
 NA No data available

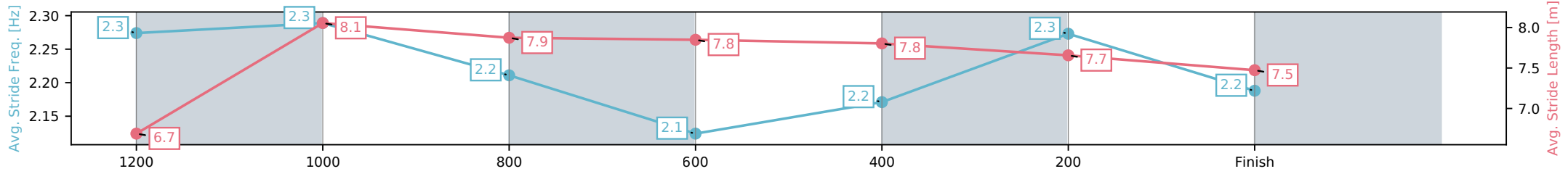
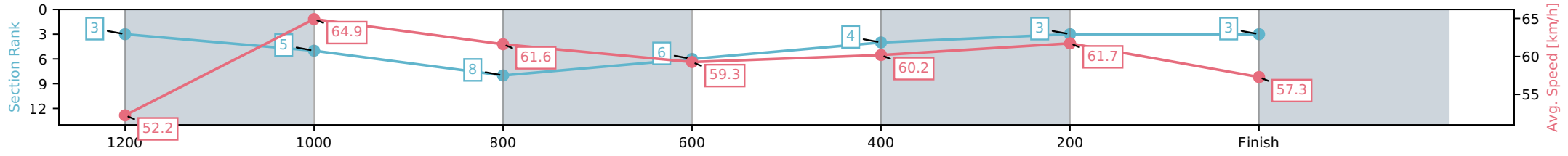
Horse/Jockey Name	Warna/Steph Tierney
Finish Rank	3
Fastest Section Time (Section)	0:11.23 (1200-1000)
Top Speed [km/h] (Section)	66.6 (1200-1000)
Race State	Finished



Sunshine Coast Poly Track QLD
 Race 7: HEIGHT 4 HIRE BENCHMARK 58 Handicap - 1400m
 17 May 2026 - 4:24PM
 Track Rating: Synthetic, Weather: Overcast, Rail Position: True Entire Circuit



Section	L 1400	L1200	L1000	L800	L600	L400	L200
Section Times	1:25.54 (0:13.67)	1:11.87 [3] (0:11.23)	1:00.64 [5] (0:11.73)	0:48.91 [8] (0:12.52)	0:36.38 [6] (0:12.16)	0:24.23 [4] (0:11.68)	0:12.55 [3] (0:12.55)
Average Speed [km/h]	52.2	64.9	61.6	59.3	60.2	61.7	57.3
Top Speed [km/h]	66.0	66.6	62.6	59.9	61.0	62.5	60.8
Avg. Dist. to Rail [m]	5.4	5.3	5.1	4.4	2.5	2.8	3.4
Avg. Stride Freq. [Hz]	2.3	2.3	2.2	2.1	2.2	2.3	2.2
Avg. Stride Length [m]	6.7	8.1	7.9	7.8	7.8	7.7	7.5



[] Ranking at each section and finish
 -:-:- No data available at this section
 NA No data available

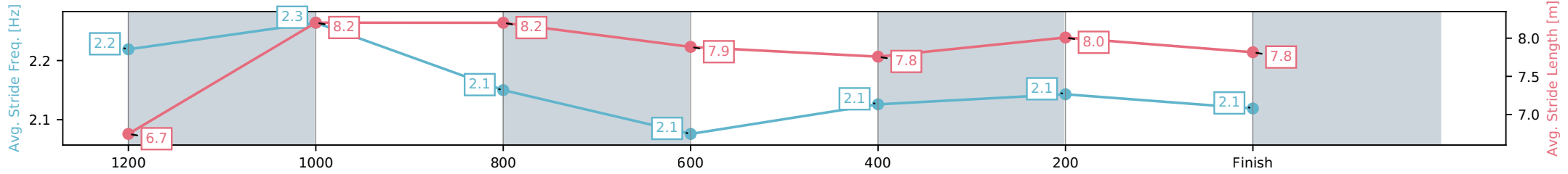
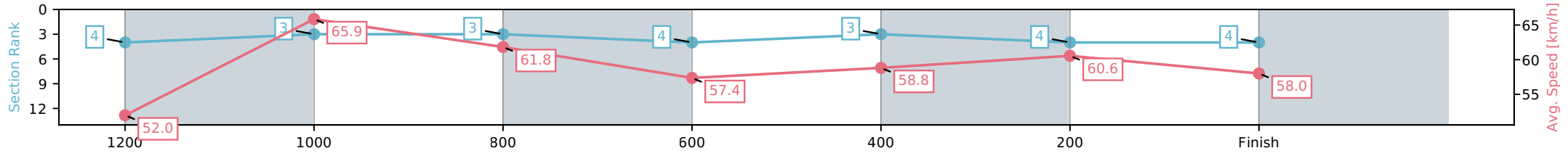
Horse/Jockey Name	Harley Charlie/Karl Zechner
Finish Rank	4
Fastest Section Time (Section)	0:10.99 (1200-1000)
Top Speed [km/h] (Section)	67.0 (1200-1000)
Race State	Finished



Sunshine Coast Poly Track QLD
 Race 7: HEIGHT 4 HIRE BENCHMARK 58 Handicap - 1400m
 17 May 2026 - 4:24PM
 Track Rating: Synthetic, Weather: Overcast, Rail Position: True Entire Circuit



Section	L1400	L1200	L1000	L800	L600	L400	L200
Section Times	1:25.56 (0:13.68)	1:11.88 [4] (0:10.99)	1:00.88 [3] (0:11.68)	0:49.21 [3] (0:12.67)	0:36.54 [4] (0:12.24)	0:24.30 [3] (0:11.90)	0:12.40 [4] (0:12.40)
Average Speed [km/h]	52.0	65.9	61.8	57.4	58.8	60.6	58.0
Top Speed [km/h]	66.0	67.0	64.3	58.5	60.1	61.1	60.5
Avg. Dist. to Rail [m]	2.0	2.4	2.5	1.7	0.4	0.1	1.6
Avg. Stride Freq. [Hz]	2.2	2.3	2.1	2.1	2.1	2.1	2.1
Avg. Stride Length [m]	6.7	8.2	8.2	7.9	7.8	8.0	7.8



[] Ranking at each section and finish
 -.-.- No data available at this section
 NA No data available

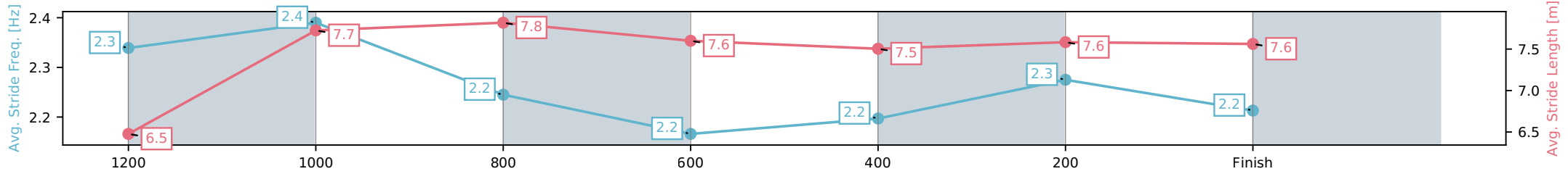
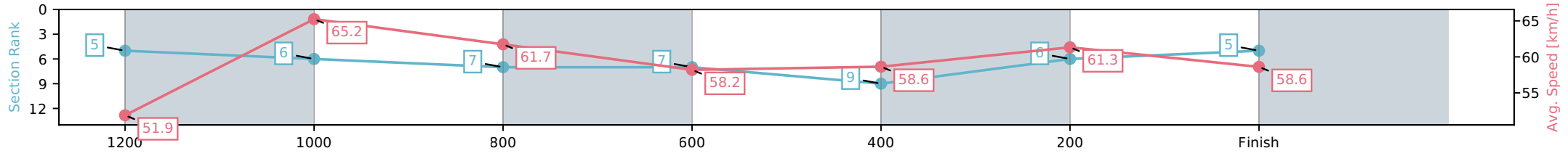
Horse/Jockey Name	Albanian Beauty/Luke Dempsey
Finish Rank	5
Fastest Section Time (Section)	0:11.15 (1200-1000)
Top Speed [km/h] (Section)	66.9 (1200-1000)
Race State	Finished



Sunshine Coast Poly Track QLD
 Race 7: HEIGHT 4 HIRE BENCHMARK 58 Handicap - 1400m
 17 May 2026 - 4:24PM
 Track Rating: Synthetic, Weather: Overcast, Rail Position: True Entire Circuit



Section	L1400	L1200	L1000	L800	L600	L400	L200
Section Times	1:25.57 (0:13.76)	1:11.81 [5] (0:11.15)	1:00.66 [6] (0:11.69)	0:48.97 [7] (0:12.67)	0:36.30 [7] (0:12.35)	0:23.95 [9] (0:11.74)	0:12.22 [6] (0:12.22)
Average Speed [km/h]	51.9	65.2	61.7	58.2	58.6	61.3	58.6
Top Speed [km/h]	66.0	66.9	63.4	59.2	60.1	62.0	60.7
Avg. Dist. to Rail [m]	4.0	4.6	4.7	3.3	0.9	2.0	3.6
Avg. Stride Freq. [Hz]	2.3	2.4	2.2	2.2	2.2	2.3	2.2
Avg. Stride Length [m]	6.5	7.7	7.8	7.6	7.5	7.6	7.6



[] Ranking at each section and finish
 -.-.- No data available at this section
 NA No data available

Horse/Jockey Name	Decimus/Bella Youngberry
Finish Rank	6
Fastest Section Time (Section)	0:11.20 (1200-1000)
Top Speed [km/h] (Section)	67.3 (1200-1000)
Race State	Finished



Sunshine Coast Poly Track QLD

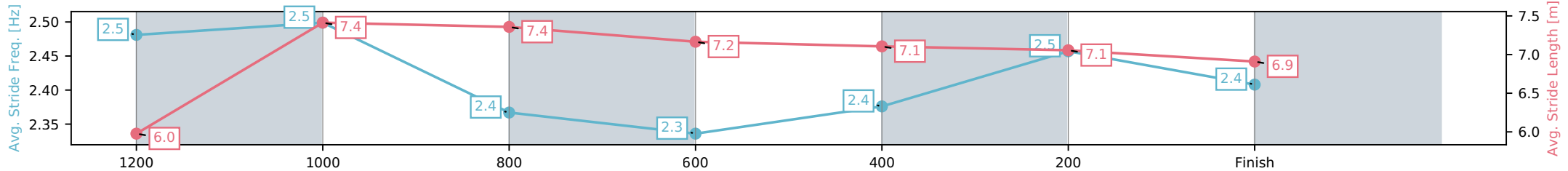
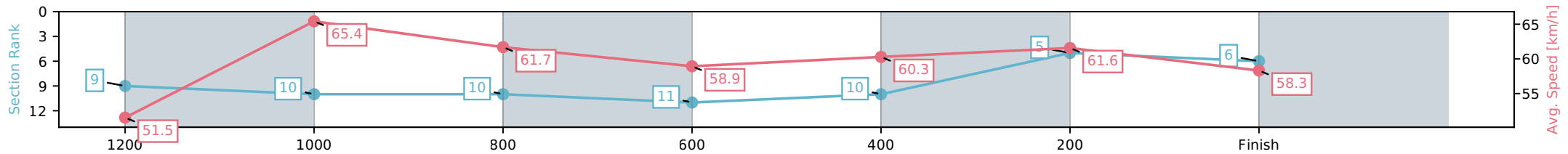
Race 7: HEIGHT 4 HIRE BENCHMARK 58 Handicap - 1400m

17 May 2026 - 4:24PM



Track Rating: Synthetic, Weather: Overcast, Rail Position: True Entire Circuit

Section	L1400	L1200	L1000	L800	L600	L400	L200
Section Times	1:25.62 (0:13.92)	1:11.70 [9] (0:11.20)	1:00.50 [10] (0:11.71)	0:48.79 [10] (0:12.62)	0:36.16 [11] (0:12.17)	0:23.99 [10] (0:11.72)	0:12.28 [5] (0:12.28)
Average Speed [km/h]	51.5	65.4	61.7	58.9	60.3	61.6	58.3
Top Speed [km/h]	67.1	67.3	63.4	61.7	61.6	62.0	60.3
Avg. Dist. to Rail [m]	6.9	6.8	5.8	4.9	2.8	4.5	5.5
Avg. Stride Freq. [Hz]	2.5	2.5	2.4	2.3	2.4	2.5	2.4
Avg. Stride Length [m]	6.0	7.4	7.4	7.2	7.1	7.1	6.9



- [] Ranking at each section and finish
- :-:- No data available at this section
- NA No data available

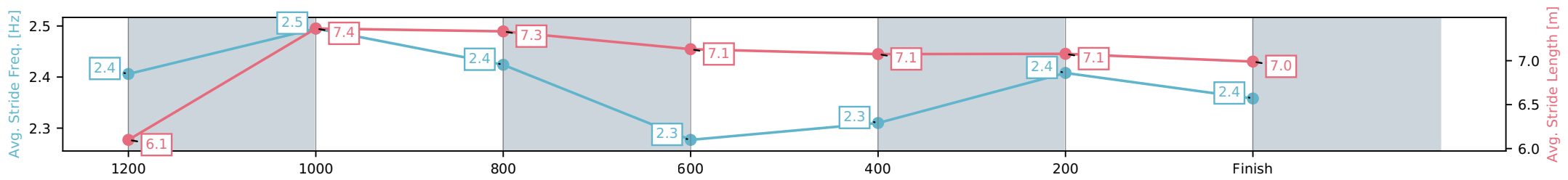
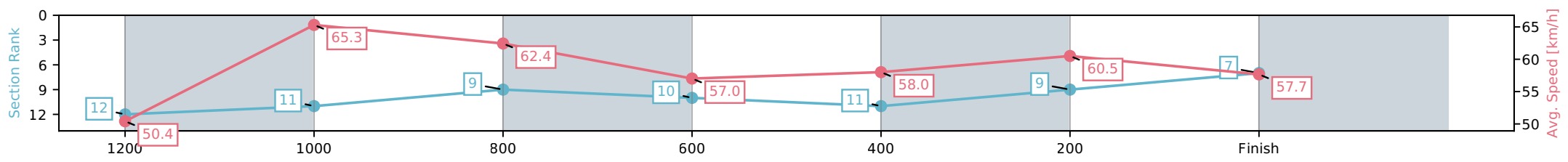
Horse/Jockey Name	Roxset/Jake Bayliss
Finish Rank	7
Fastest Section Time (Section)	0:11.08 (1200-1000)
Top Speed [km/h] (Section)	65.9 (1200-1000)
Race State	Finished



Sunshine Coast Poly Track QLD
 Race 7: HEIGHT 4 HIRE BENCHMARK 58 Handicap - 1400m
 17 May 2026 - 4:24PM
 Track Rating: Synthetic, Weather: Overcast, Rail Position: True Entire Circuit



Section	L1400	L1200	L1000	L800	L600	L400	L200
Section Times	1:25.96 (0:14.10)	1:11.86 [12] (0:11.08)	1:00.78 [11] (0:11.54)	0:49.24 [9] (0:12.66)	0:36.58 [10] (0:12.28)	0:24.31 [11] (0:11.89)	0:12.42 [9] (0:12.42)
Average Speed [km/h]	50.4	65.3	62.4	57.0	58.0	60.5	57.7
Top Speed [km/h]	64.9	65.9	63.8	59.2	59.7	61.7	59.8
Avg. Dist. to Rail [m]	2.5	2.0	2.2	1.0	1.5	0.8	1.1
Avg. Stride Freq. [Hz]	2.4	2.5	2.4	2.3	2.3	2.4	2.4
Avg. Stride Length [m]	6.1	7.4	7.3	7.1	7.1	7.1	7.0



[] Ranking at each section and finish
 -:-:- No data available at this section
 NA No data available

Horse/Jockey Name	Pireonti/Corey Sutherland
Finish Rank	8
Fastest Section Time (Section)	0:11.04 (1200-1000)
Top Speed [km/h] (Section)	67.7 (1200-1000)
Race State	Finished



Sunshine Coast Poly Track QLD

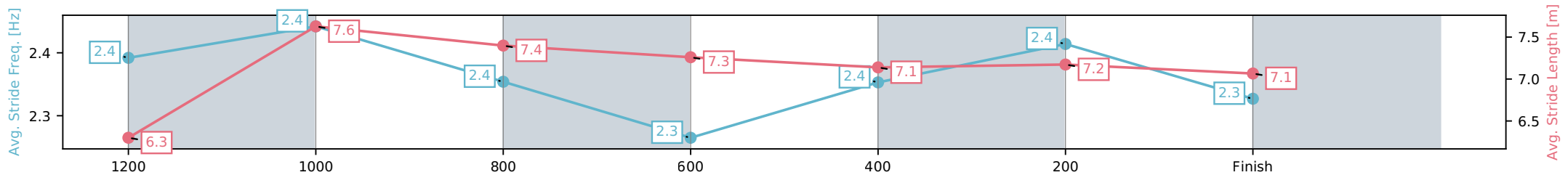
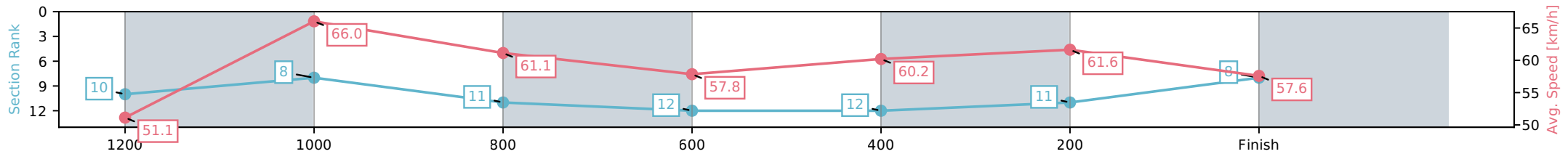
Race 7: HEIGHT 4 HIRE BENCHMARK 58 Handicap - 1400m

17 May 2026 - 4:24PM



Track Rating: Synthetic, Weather: Overcast, Rail Position: True Entire Circuit

Section	L1400	L1200	L1000	L800	L600	L400	L200
Section Times	1:25.97 (0:14.02)	1:11.96 [10] (0:11.04)	1:00.92 [8] (0:11.80)	0:49.12 [11] (0:12.76)	0:36.36 [12] (0:12.30)	0:24.05 [12] (0:11.68)	0:12.38 [11] (0:12.38)
Average Speed [km/h]	51.1	66.0	61.1	57.8	60.2	61.6	57.6
Top Speed [km/h]	65.6	67.7	63.3	59.5	61.9	63.0	61.2
Avg. Dist. to Rail [m]	5.8	5.2	5.0	3.9	3.8	7.4	9.3
Avg. Stride Freq. [Hz]	2.4	2.4	2.4	2.3	2.4	2.4	2.3
Avg. Stride Length [m]	6.3	7.6	7.4	7.3	7.1	7.2	7.1



- [] Ranking at each section and finish
- :-:- No data available at this section
- NA No data available

Horse/Jockey Name	North Channel/Sean Cormack
Finish Rank	9
Fastest Section Time (Section)	0:11.01 (1200-1000)
Top Speed [km/h] (Section)	66.5 (1200-1000)
Race State	Finished



Sunshine Coast Poly Track QLD

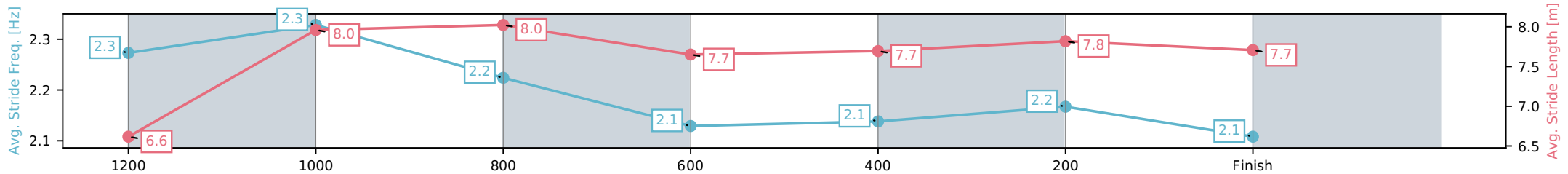
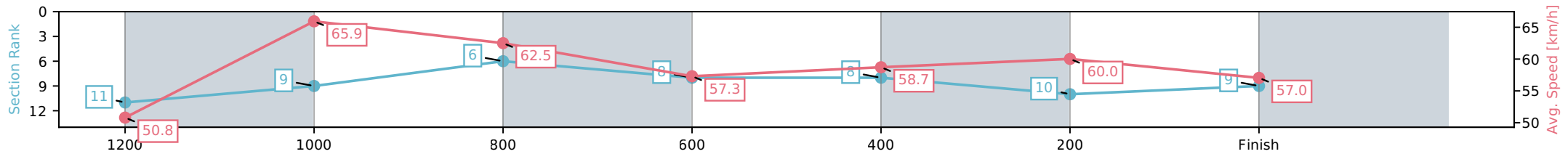
Race 7: HEIGHT 4 HIRE BENCHMARK 58 Handicap - 1400m

17 May 2026 - 4:24PM



Track Rating: Synthetic, Weather: Overcast, Rail Position: True Entire Circuit

Section	L1400	L1200	L1000	L800	L600	L400	L200
Section Times	1:26.20 (0:14.05)	1:12.15 [11] (0:11.01)	1:01.14 [9] (0:11.53)	0:49.61 [6] (0:12.74)	0:36.87 [8] (0:12.26)	0:24.61 [8] (0:12.00)	0:12.61 [10] (0:12.61)
Average Speed [km/h]	50.8	65.9	62.5	57.3	58.7	60.0	57.0
Top Speed [km/h]	65.6	66.5	64.5	59.0	60.3	60.6	59.4
Avg. Dist. to Rail [m]	4.3	3.0	2.9	2.0	0.4	2.8	5.7
Avg. Stride Freq. [Hz]	2.3	2.3	2.2	2.1	2.1	2.2	2.1
Avg. Stride Length [m]	6.6	8.0	8.0	7.7	7.7	7.8	7.7



- [] Ranking at each section and finish
- :-:- No data available at this section
- NA No data available

Horse/Jockey Name	Jotopeli/Robbie Dolan
Finish Rank	10
Fastest Section Time (Section)	0:11.15 (1200-1000)
Top Speed [km/h] (Section)	67.3 (1200-1000)
Race State	Finished



Sunshine Coast Poly Track QLD

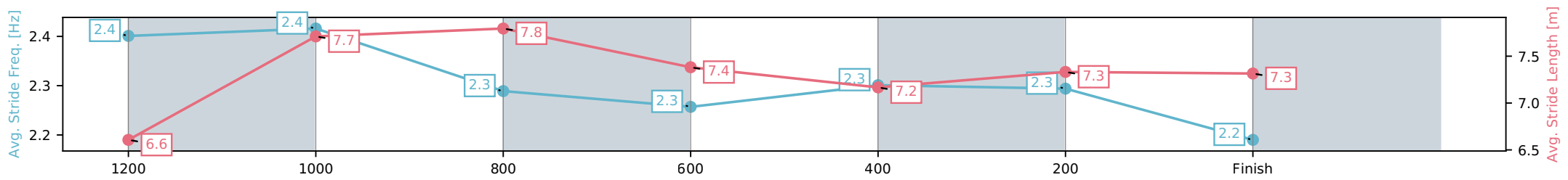
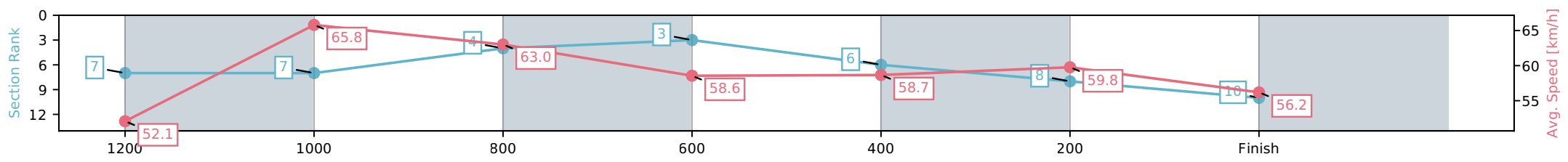
Race 7: HEIGHT 4 HIRE BENCHMARK 58 Handicap - 1400m

17 May 2026 - 4:24PM



Track Rating: Synthetic, Weather: Overcast, Rail Position: True Entire Circuit

Section	L1400	L1200	L1000	L800	L600	L400	L200
Section Times	1:26.29 (0:13.80)	1:12.49 [7] (0:11.15)	1:01.34 [7] (0:11.46)	0:49.89 [4] (0:12.60)	0:37.29 [3] (0:12.41)	0:24.88 [6] (0:12.04)	0:12.84 [8] (0:12.84)
Average Speed [km/h]	52.1	65.8	63.0	58.6	58.7	59.8	56.2
Top Speed [km/h]	67.3	67.3	64.5	60.7	59.3	61.1	58.2
Avg. Dist. to Rail [m]	8.7	6.9	5.8	3.5	1.5	3.2	4.8
Avg. Stride Freq. [Hz]	2.4	2.4	2.3	2.3	2.3	2.3	2.2
Avg. Stride Length [m]	6.6	7.7	7.8	7.4	7.2	7.3	7.3



[] Ranking at each section and finish
 -:-:- No data available at this section
 NA No data available

Horse/Jockey Name	State A Fact/Ben Thompson
Finish Rank	11
Fastest Section Time (Section)	0:11.10 (1200-1000)
Top Speed [km/h] (Section)	66.6 (1200-1000)
Race State	Finished



Sunshine Coast Poly Track QLD

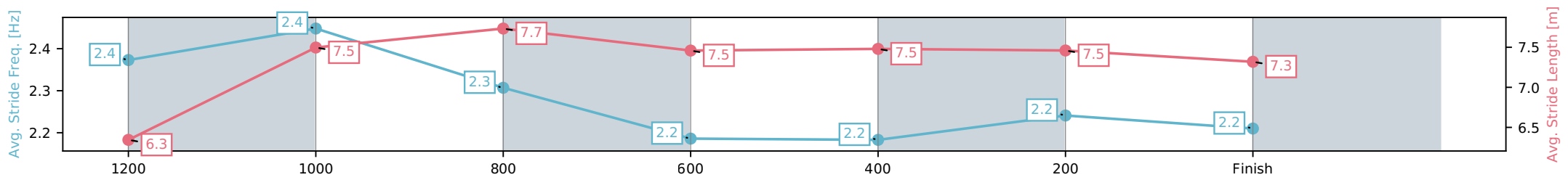
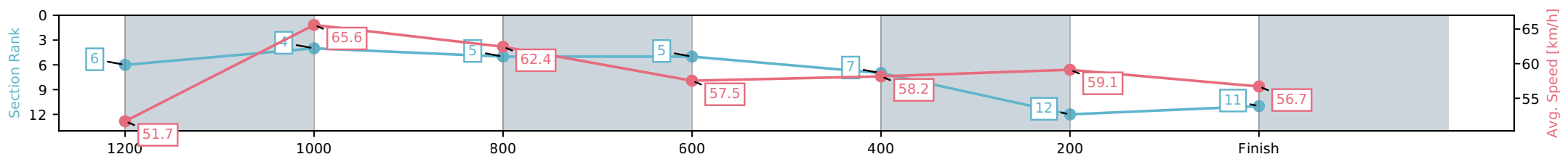
Race 7: HEIGHT 4 HIRE BENCHMARK 58 Handicap - 1400m

17 May 2026 - 4:24PM



Track Rating: Synthetic, Weather: Overcast, Rail Position: True Entire Circuit

Section	L1400	L1200	L1000	L800	L600	L400	L200
Section Times	1:26.30 (0:13.78)	1:12.52 [6] (0:11.10)	1:01.42 [4] (0:11.56)	0:49.86 [5] (0:12.67)	0:37.19 [5] (0:12.36)	0:24.84 [7] (0:12.17)	0:12.67 [12] (0:12.67)
Average Speed [km/h]	51.7	65.6	62.4	57.5	58.2	59.1	56.7
Top Speed [km/h]	65.0	66.6	65.0	58.8	59.2	59.5	58.6
Avg. Dist. to Rail [m]	3.0	5.0	4.7	1.9	0.4	1.0	1.5
Avg. Stride Freq. [Hz]	2.4	2.4	2.3	2.2	2.2	2.2	2.2
Avg. Stride Length [m]	6.3	7.5	7.7	7.5	7.5	7.5	7.3



[] Ranking at each section and finish
 -:-:- No data available at this section
 NA No data available

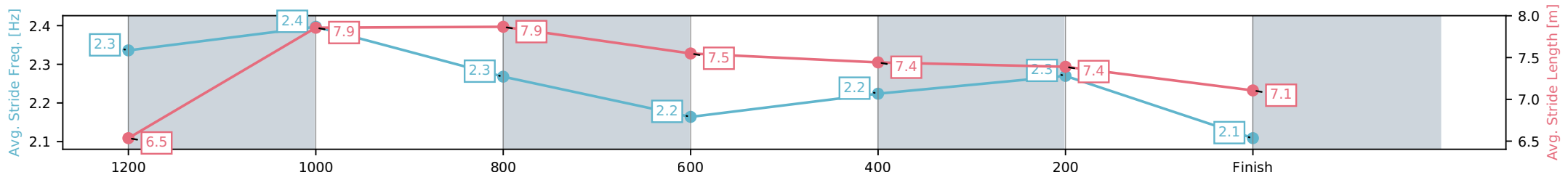
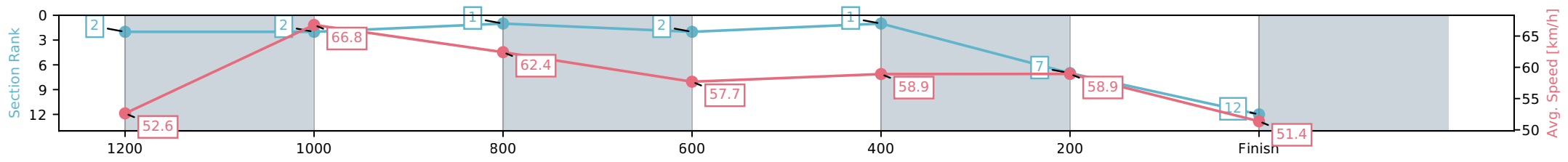
Horse/Jockey Name	Boom Court/Micheal Hellyer
Finish Rank	12
Fastest Section Time (Section)	0:10.99 (1200-1000)
Top Speed [km/h] (Section)	67.2 (1200-1000)
Race State	Finished



Sunshine Coast Poly Track QLD
 Race 7: HEIGHT 4 HIRE BENCHMARK 58 Handicap - 1400m
 17 May 2026 - 4:24PM
 Track Rating: Synthetic, Weather: Overcast, Rail Position: True Entire Circuit



Section	L1400	L1200	L1000	L800	L600	L400	L200
Section Times	1:27.31 (0:13.62)	1:13.70 [2] (0:10.99)	1:02.71 [2] (0:11.57)	0:51.14 [1] (0:12.71)	0:38.43 [2] (0:12.28)	0:26.15 [1] (0:12.22)	0:13.93 [7] (0:13.93)
Average Speed [km/h]	52.6	66.8	62.4	57.7	58.9	58.9	51.4
Top Speed [km/h]	67.2	67.2	65.2	58.8	60.2	60.6	56.6
Avg. Dist. to Rail [m]	6.7	7.1	5.0	2.7	0.9	1.2	3.2
Avg. Stride Freq. [Hz]	2.3	2.4	2.3	2.2	2.2	2.3	2.1
Avg. Stride Length [m]	6.5	7.9	7.9	7.5	7.4	7.4	7.1



[] Ranking at each section and finish
 -:-:- No data available at this section
 NA No data available



Sunshine Coast Poly Track QLD - Race 8: TAB Class 1 Plate & Maiden Plate - 2000m 17 May 2026 - 5:00PM



Track Rating: Synthetic, Weather: Overcast, Rail Position: True Entire Circuit

Field Times (Race Tempo) 2:05.60 (0:13.82) 1:51.78 (0:11.49) 1:40.28 (0:11.67) 1:28.61 (0:12.14) 1:16.47 (0:12.47) 1:04.00 (0:13.00) 0:50.99 (0:13.56) 0:37.43 (0:12.45)

Rank	TAB#	Horse	Overall Time	First 400m	Top Speed km/h (Section)	L2000	L1800	L1600	L1400	L1200	L1000	L800	L600
	(BAR#)	Jockey	Margin (DT-W)	Last 600m	Fastest Section (Time)	Start - 1800	1800 - 1600	1600 - 1400	1400 - 1200	1200 - 1000	1000 - 800	800 - 600	600 - 400
1	4	Inside Passage	2:05.60	0:25.85	63.8 (1800-1600)	2:05.60	1:51.23 [5]	1:39.75 [5]	1:27.90 [4]	1:15.69 [4]	1:03.02 [4]	0:50.31 [5]	0:37.16 [3]
	(3)	Brandon Lerena		0:37.17	1800-1600 (0:11.48)	(0:14.37)	(0:11.48)	(0:11.85)	(0:12.21)	(0:12.68)	(0:12.70)	(0:13.15)	(0:12.36)
2	16	Benzino	2:05.74	0:25.32	64.8 (1600-1400)	2:05.74	1:51.76 [3]	1:40.42 [1]	1:28.75 [1]	1:16.61 [1]	1:04.14 [1]	0:51.13 [1]	0:37.57 [1]
	(5)	Rob Thorburn	0.8L (-2)	0:37.57	1800-1600 (0:11.34)	(0:13.98)	(0:11.34)	(0:11.67)	(0:12.14)	(0:12.47)	(0:13.00)	(0:13.56)	(0:12.45)
3	17	Montevecchio	2:06.05	0:26.48	64.4 (1800-1600)	2:06.05	1:50.92 [9]	1:39.57 [10]	1:27.65 [10]	1:15.33 [10]	1:03.06 [8]	0:50.30 [8]	0:37.14 [8]
	(10)	Sean Cormack	2.6L (-4)	0:37.15	1800-1600 (0:11.35)	(0:15.13)	(0:11.35)	(0:11.92)	(0:12.32)	(0:12.26)	(0:12.76)	(0:13.16)	(0:12.38)
4	3	Clive's Glory	2:06.28	0:25.39	65.3 (2000 - 1800)	2:06.28	1:52.46 [1]	1:40.89 [3]	1:28.91 [3]	1:16.74 [3]	1:04.04 [3]	0:51.24 [3]	0:37.82 [4]
	(6)	Cejay Graham	4.0L (-7)	0:37.82	1800-1600 (0:11.57)	(0:13.82)	(0:11.57)	(0:11.98)	(0:12.17)	(0:12.70)	(0:12.80)	(0:13.41)	(0:12.46)
5	2	Metcalfe	2:06.62	0:25.39	65.1 (1800-1600)	2:06.62	1:52.72 [2]	1:41.23 [2]	1:29.26 [2]	1:17.10 [2]	1:04.43 [2]	0:51.68 [2]	0:38.43 [2]
	(8)	Steph Tierney	6.0L (-5)	0:38.43	1800-1600 (0:11.49)	(0:13.90)	(0:11.49)	(0:11.96)	(0:12.17)	(0:12.66)	(0:12.75)	(0:13.26)	(0:12.44)
6	11	Ship Happens	2:06.80	0:25.86	63.7 (1800-1600)	2:06.80	1:52.39 [6]	1:40.95 [6]	1:28.89 [6]	1:16.54 [7]	1:04.21 [5]	0:51.56 [4]	0:38.31 [5]
	(2)	Fred Larson	7.0L (+4)	0:38.30	1800-1600 (0:11.45)	(0:14.41)	(0:11.45)	(0:12.06)	(0:12.35)	(0:12.33)	(0:12.65)	(0:13.25)	(0:12.48)
7	18	Star Anthem	2:08.14	0:26.32	65.1 (1800-1600)	2:08.14	1:52.98 [10]	1:41.82 [9]	1:29.96 [8]	1:17.60 [9]	1:05.10 [9]	0:52.22 [9]	0:39.10 [9]
	(9)	Justin P Stanley	14.9L (-9)	0:39.10	1800-1600 (0:11.16)	(0:15.16)	(0:11.16)	(0:11.87)	(0:12.36)	(0:12.50)	(0:12.88)	(0:13.11)	(0:12.62)
8	5	Oval Office	2:08.60	0:25.92	63.9 (1800-1600)	2:08.60	1:54.12 [7]	1:42.68 [7]	1:30.66 [7]	1:18.39 [6]	1:05.80 [6]	0:52.98 [7]	0:39.82 [6]
	(1)	Luke Dempsey	17.7L (-12)	0:39.82	1800-1600 (0:11.44)	(0:14.48)	(0:11.44)	(0:12.02)	(0:12.27)	(0:12.59)	(0:12.82)	(0:13.16)	(0:12.65)
9	6	Bolero	2:10.42	0:26.28	64.2 (1800-1600)	2:10.42	1:55.49 [8]	1:44.14 [8]	1:32.17 [9]	1:19.90 [8]	1:07.59 [7]	0:54.87 [6]	0:41.59 [7]
	(7)	Damien Boche	28.3L (+1)	0:41.59	1800-1600 (0:11.35)	(0:14.93)	(0:11.35)	(0:11.97)	(0:12.27)	(0:12.31)	(0:12.72)	(0:13.28)	(0:13.00)

Scratched: Cheerful Cat (#1), Namara (#8), Highgrove Rose (#9), Donatello (#10), Moment (#12), Sorutal (#13), Whatever You Think (#14), Gypsy Wish (#15)
Did Not Finish: Evade The Game (#7)

Report Created: Sun 17 May 2026

(Note: Races are conducted over an approximate distance as close as possible to the advertised distance, and recorded data may vary accordingly. Official times refer to race times only and do not include handicap times.)

[] Position in running at each section and finish TAB# Saddle cloth number

Fastest split

-:-:- No data available at this section

BAR# Barrier/Gate Position

Fastest section

NA No data available

DNF Did not finish

DNT Did not track

DT-W Distance travelled compared to winner in metres



Sunshine Coast Poly Track QLD - Race 8: TAB Class 1 Plate & Maiden Plate - 2000m 17 May 2026 - 5:00PM



Track Rating: Synthetic, Weather: Overcast, Rail Position: True Entire Circuit

Field Times 0:24.98 0:12.65
(Race Tempo) (0:12.34) (0:12.65)

Rank	TAB#	Horse	Overall Time	First 400m	Top Speed km/h (Section)	L400	L200						
	(BAR#)	Jockey	Margin (DT-W)	Last 600m	Fastest Section (Time)	400 - 200	200 - Finish						
1	4	Inside Passage	2:05.60	0:25.85	63.8 (1800-1600)	0:24.81 [3]	0:12.65 [1]						
	(3)	Brandon Lerena		0:37.17	1800-1600 (0:11.48)	(0:12.16)	(0:12.65)						
2	16	Benzino	2:05.74	0:25.32	64.8 (1600-1400)	0:25.12 [1]	0:12.78 [2]						
	(5)	Rob Thorburn	0.8L (-2)	0:37.57	1800-1600 (0:11.34)	(0:12.34)	(0:12.78)						
3	17	Montevecchio	2:06.05	0:26.48	64.4 (1800-1600)	0:24.77 [6]	0:12.56 [6]						
	(10)	Sean Cormack	2.6L (-4)	0:37.15	1800-1600 (0:11.35)	(0:12.21)	(0:12.56)						
4	3	Clive's Glory	2:06.28	0:25.39	65.3 (2000 - 1800)	0:25.37 [4]	0:12.93 [4]						
	(6)	Cejay Graham	4.0L (-7)	0:37.82	1800-1600 (0:11.57)	(0:12.43)	(0:12.93)						
5	2	Metcalfe	2:06.62	0:25.39	65.1 (1800-1600)	0:25.99 [2]	0:13.52 [3]						
	(8)	Steph Tierney	6.0L (-5)	0:38.43	1800-1600 (0:11.49)	(0:12.47)	(0:13.52)						
6	11	Ship Happens	2:06.80	0:25.86	63.7 (1800-1600)	0:25.83 [5]	0:13.32 [5]						
	(2)	Fred Larson	7.0L (+4)	0:38.30	1800-1600 (0:11.45)	(0:12.50)	(0:13.32)						
7	18	Star Anthem	2:08.14	0:26.32	65.1 (1800-1600)	0:26.49 [8]	0:13.66 [8]						
	(9)	Justin P Stanley	14.9L (-9)	0:39.10	1800-1600 (0:11.16)	(0:12.82)	(0:13.66)						
8	5	Oval Office	2:08.60	0:25.92	63.9 (1800-1600)	0:27.17 [7]	0:14.15 [7]						
	(1)	Luke Dempsey	17.7L (-12)	0:39.82	1800-1600 (0:11.44)	(0:13.02)	(0:14.15)						
9	6	Bolero	2:10.42	0:26.28	64.2 (1800-1600)	0:28.58 [9]	0:15.46 [9]						
	(7)	Damien Boche	28.3L (+1)	0:41.59	1800-1600 (0:11.35)	(0:13.13)	(0:15.46)						

Scratched: Cheerful Cat (#1), Namara (#8), Highgrove Rose (#9), Donatello (#10), Moment (#12), Sorutal (#13), Whatever You Think (#14), Gypsy Wish (#15)
Did Not Finish: Evade The Game (#7)

Report Created: Sun 17 May 2026

(Note: Races are conducted over an approximate distance as close as possible to the advertised distance, and recorded data may vary accordingly. Official times refer to race times only and do not include handicap times.)

- [] Position in running at each section and finish TAB# Saddle cloth number Fastest split
- No data available at this section BAR# Barrier/Gate Position Fastest section
- NA No data available DNF Did not finish
- DNT Did not track DT-W Distance travelled compared to winner in metres

Horse/Jockey Name	Inside Passage/Brandon Lerena
Finish Rank	1
Fastest Section Time (Section)	0:11.48 (1800-1600)
Top Speed [km/h] (Section)	63.8 (1800-1600)
Race State	Finished



Sunshine Coast Poly Track QLD

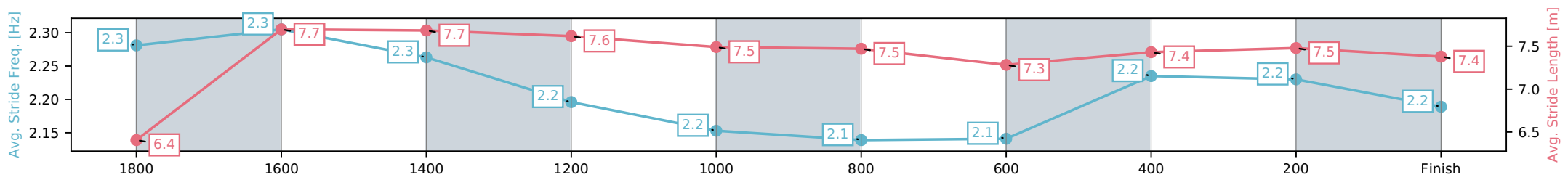
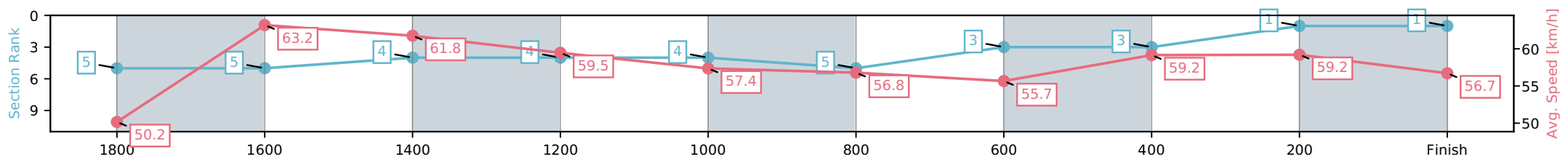
Race 8: TAB Class 1 Plate & Maiden Plate - 2000m

17 May 2026 - 5:00PM



Track Rating: Synthetic, Weather: Overcast, Rail Position: True Entire Circuit

Section	L2000	L1800	L1600	L1400	L1200	L1000	L800	L600	L400	L200
Section Times	2:05.60 (0:14.37)	1:51.23 [5] (0:11.48)	1:39.75 [5] (0:11.85)	1:27.90 [4] (0:12.21)	1:15.69 [4] (0:12.68)	1:03.02 [4] (0:12.70)	0:50.31 [5] (0:13.15)	0:37.16 [3] (0:12.36)	0:24.81 [3] (0:12.16)	0:12.65 [1] (0:12.65)
Average Speed [km/h]	50.2	63.2	61.8	59.5	57.4	56.8	55.7	59.2	59.2	56.7
Top Speed [km/h]	63.8	63.8	63.8	60.0	59.0	57.2	58.3	60.0	60.1	58.5
Avg. Dist. to Rail [m]	2.0	1.5	2.7	3.7	3.3	3.0	2.6	2.2	4.3	5.0
Avg. Stride Freq. [Hz]	2.3	2.3	2.3	2.2	2.2	2.1	2.1	2.2	2.2	2.2
Avg. Stride Length [m]	6.4	7.7	7.7	7.6	7.5	7.5	7.3	7.4	7.5	7.4



[] Ranking at each section and finish
 -:-:- No data available at this section
 NA No data available

Horse/Jockey Name	Benzino/Rob Thorburn
Finish Rank	2
Fastest Section Time (Section)	0:11.34 (1800-1600)
Top Speed [km/h] (Section)	64.8 (1600-1400)
Race State	Finished



Sunshine Coast Poly Track QLD

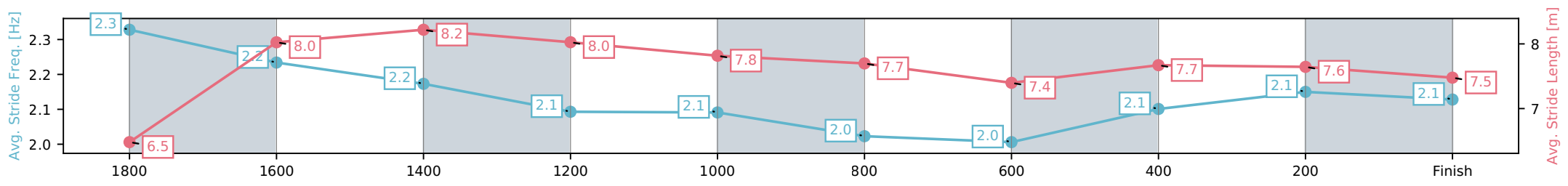
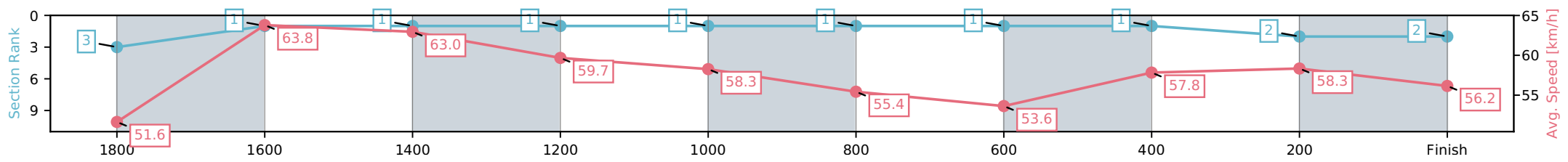
Race 8: TAB Class 1 Plate & Maiden Plate - 2000m

17 May 2026 - 5:00PM



Track Rating: Synthetic, Weather: Overcast, Rail Position: True Entire Circuit

Section	L2000	L1800	L1600	L1400	L1200	L1000	L800	L600	L400	L200
Section Times	2:05.74 (0:13.98)	1:51.76 [3] (0:11.34)	1:40.42 [1] (0:11.67)	1:28.75 [1] (0:12.14)	1:16.61 [1] (0:12.47)	1:04.14 [1] (0:13.00)	0:51.13 [1] (0:13.56)	0:37.57 [1] (0:12.45)	0:25.12 [1] (0:12.34)	0:12.78 [2] (0:12.78)
Average Speed [km/h]	51.6	63.8	63.0	59.7	58.3	55.4	53.6	57.8	58.3	56.2
Top Speed [km/h]	64.2	64.5	64.8	60.6	59.2	57.3	56.4	59.0	59.3	57.1
Avg. Dist. to Rail [m]	3.4	1.0	3.0	2.9	3.0	2.5	1.7	0.5	0.6	1.9
Avg. Stride Freq. [Hz]	2.3	2.2	2.2	2.1	2.1	2.0	2.0	2.1	2.1	2.1
Avg. Stride Length [m]	6.5	8.0	8.2	8.0	7.8	7.7	7.4	7.7	7.6	7.5



[] Ranking at each section and finish
 -:-:- No data available at this section
 NA No data available

Horse/Jockey Name	Montevecchio/Sean Cormack
Finish Rank	3
Fastest Section Time (Section)	0:11.35 (1800-1600)
Top Speed [km/h] (Section)	64.4 (1800-1600)
Race State	Finished



Sunshine Coast Poly Track QLD

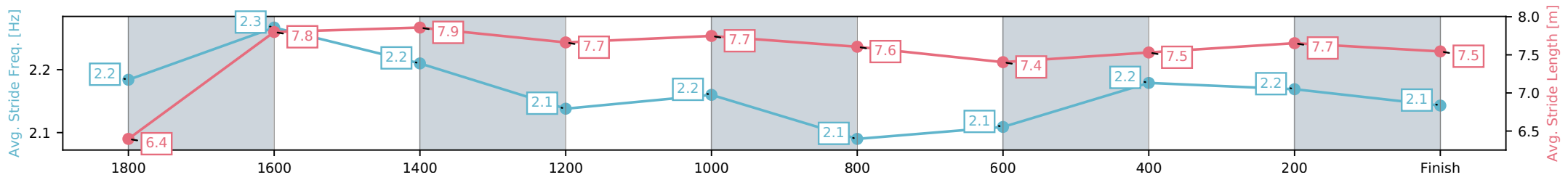
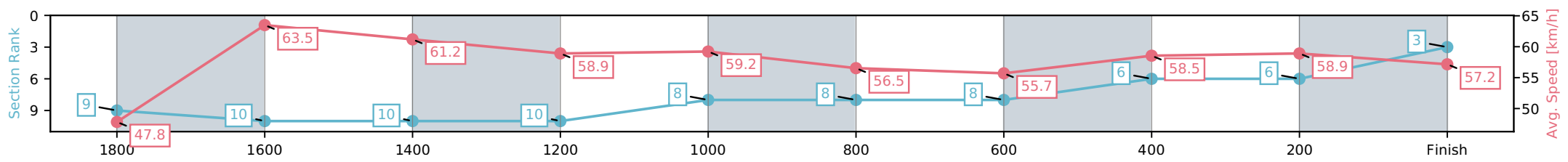
Race 8: TAB Class 1 Plate & Maiden Plate - 2000m

17 May 2026 - 5:00PM



Track Rating: Synthetic, Weather: Overcast, Rail Position: True Entire Circuit

Section	L2000	L1800	L1600	L1400	L1200	L1000	L800	L600	L400	L200
Section Times	2:06.05 (0:15.13)	1:50.92 [9] (0:11.35)	1:39.57 [10] (0:11.92)	1:27.65 [10] (0:12.32)	1:15.33 [10] (0:12.26)	1:03.06 [8] (0:12.76)	0:50.30 [8] (0:13.16)	0:37.14 [8] (0:12.38)	0:24.77 [6] (0:12.21)	0:12.56 [6] (0:12.56)
Average Speed [km/h]	47.8	63.5	61.2	58.9	59.2	56.5	55.7	58.5	58.9	57.2
Top Speed [km/h]	62.4	64.4	62.6	60.6	61.3	57.1	56.8	59.0	59.4	58.8
Avg. Dist. to Rail [m]	5.0	0.8	1.9	3.4	4.0	3.8	2.4	1.0	3.8	5.4
Avg. Stride Freq. [Hz]	2.2	2.3	2.2	2.1	2.2	2.1	2.1	2.2	2.2	2.1
Avg. Stride Length [m]	6.4	7.8	7.9	7.7	7.7	7.6	7.4	7.5	7.7	7.5



[] Ranking at each section and finish
 -:-:- No data available at this section
 NA No data available

Horse/Jockey Name	Clive's Glory/Cejay Graham
Finish Rank	4
Fastest Section Time (Section)	0:11.57 (1800-1600)
Top Speed [km/h] (Section)	65.3 (2000 - 1800)
Race State	Finished



Sunshine Coast Poly Track QLD

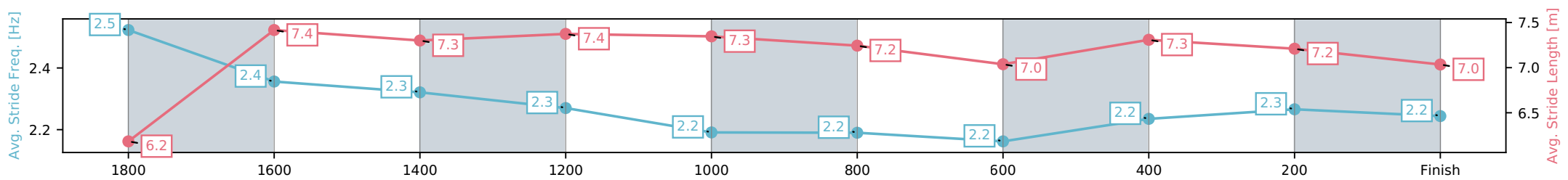
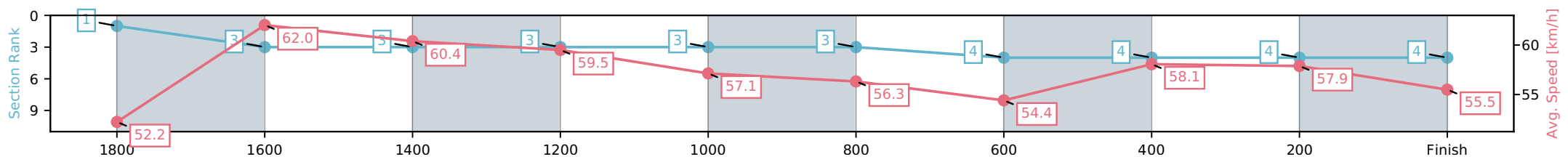
Race 8: TAB Class 1 Plate & Maiden Plate - 2000m

17 May 2026 - 5:00PM



Track Rating: Synthetic, Weather: Overcast, Rail Position: True Entire Circuit

Section	L2000	L1800	L1600	L1400	L1200	L1000	L800	L600	L400	L200
Section Times	2:06.28 (0:13.82)	1:52.46 [1] (0:11.57)	1:40.89 [3] (0:11.98)	1:28.91 [3] (0:12.17)	1:16.74 [3] (0:12.70)	1:04.04 [3] (0:12.80)	0:51.24 [3] (0:13.41)	0:37.82 [4] (0:12.46)	0:25.37 [4] (0:12.43)	0:12.93 [4] (0:12.93)
Average Speed [km/h]	52.2	62.0	60.4	59.5	57.1	56.3	54.4	58.1	57.9	55.5
Top Speed [km/h]	65.3	65.0	61.7	60.0	58.9	57.6	57.2	58.3	58.7	56.9
Avg. Dist. to Rail [m]	4.6	1.1	0.8	2.4	2.7	2.4	2.0	0.7	2.4	3.9
Avg. Stride Freq. [Hz]	2.5	2.4	2.3	2.3	2.2	2.2	2.2	2.2	2.3	2.2
Avg. Stride Length [m]	6.2	7.4	7.3	7.4	7.3	7.2	7.0	7.3	7.2	7.0



[] Ranking at each section and finish
 -:-:- No data available at this section
 NA No data available

Horse/Jockey Name	Metcalfe/Steph Tierney
Finish Rank	5
Fastest Section Time (Section)	0:11.49 (1800-1600)
Top Speed [km/h] (Section)	65.1 (1800-1600)
Race State	Finished



Sunshine Coast Poly Track QLD

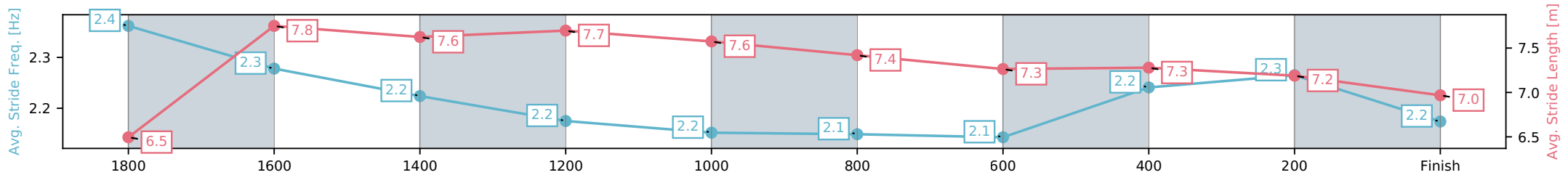
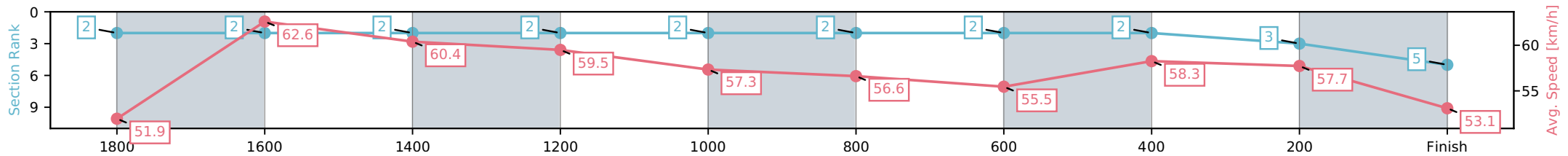
Race 8: TAB Class 1 Plate & Maiden Plate - 2000m

17 May 2026 - 5:00PM



Track Rating: Synthetic, Weather: Overcast, Rail Position: True Entire Circuit

Section	L2000	L1800	L1600	L1400	L1200	L1000	L800	L600	L400	L200
Section Times	2:06.62 (0:13.90)	1:52.72 [2] (0:11.49)	1:41.23 [2] (0:11.96)	1:29.26 [2] (0:12.17)	1:17.10 [2] (0:12.66)	1:04.43 [2] (0:12.75)	0:51.68 [2] (0:13.26)	0:38.43 [2] (0:12.44)	0:25.99 [2] (0:12.47)	0:13.52 [3] (0:13.52)
Average Speed [km/h]	51.9	62.6	60.4	59.5	57.3	56.6	55.5	58.3	57.7	53.1
Top Speed [km/h]	64.8	65.1	61.9	60.1	59.3	57.6	56.9	58.9	58.8	55.9
Avg. Dist. to Rail [m]	5.6	1.0	0.6	2.4	3.4	3.3	3.0	1.1	1.3	2.6
Avg. Stride Freq. [Hz]	2.4	2.3	2.2	2.2	2.2	2.1	2.1	2.2	2.3	2.2
Avg. Stride Length [m]	6.5	7.8	7.6	7.7	7.6	7.4	7.3	7.3	7.2	7.0



- [] Ranking at each section and finish
- :-:- No data available at this section
- NA No data available

Horse/Jockey Name	Ship Happens/Fred Larson
Finish Rank	6
Fastest Section Time (Section)	0:11.45 (1800-1600)
Top Speed [km/h] (Section)	63.7 (1800-1600)
Race State	Finished



Sunshine Coast Poly Track QLD

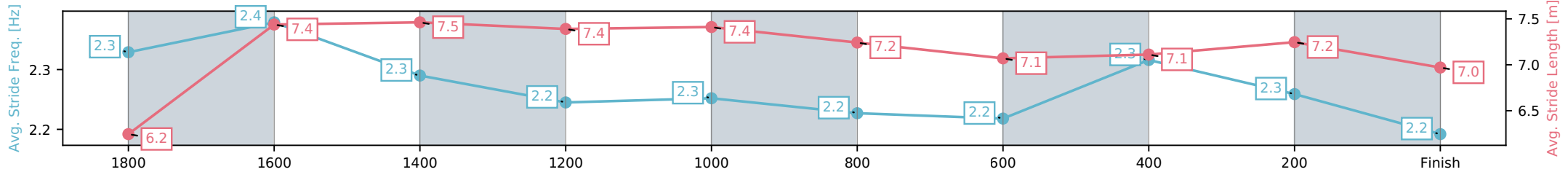
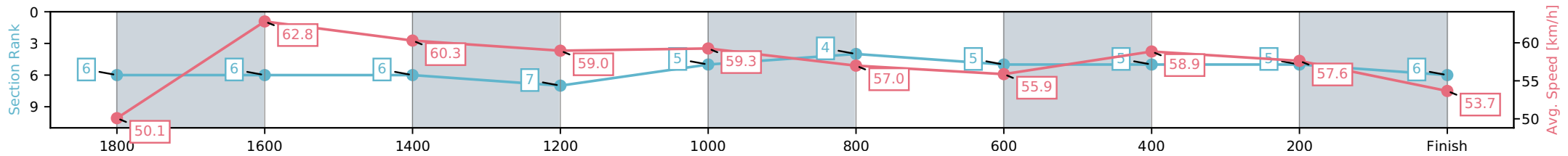
Race 8: TAB Class 1 Plate & Maiden Plate - 2000m

17 May 2026 - 5:00PM



Track Rating: Synthetic, Weather: Overcast, Rail Position: True Entire Circuit

Section	L2000	L1800	L1600	L1400	L1200	L1000	L800	L600	L400	L200
Section Times	2:06.80 (0:14.41)	1:52.39 [6] (0:11.45)	1:40.95 [6] (0:12.06)	1:28.89 [6] (0:12.35)	1:16.54 [7] (0:12.33)	1:04.21 [5] (0:12.65)	0:51.56 [4] (0:13.25)	0:38.31 [5] (0:12.48)	0:25.83 [5] (0:12.50)	0:13.32 [5] (0:13.32)
Average Speed [km/h]	50.1	62.8	60.3	59.0	59.3	57.0	55.9	58.9	57.6	53.7
Top Speed [km/h]	63.5	63.7	62.2	59.4	60.5	57.9	57.3	59.7	59.8	55.8
Avg. Dist. to Rail [m]	0.5	0.6	1.5	4.7	5.3	4.3	4.1	2.9	5.7	7.5
Avg. Stride Freq. [Hz]	2.3	2.4	2.3	2.2	2.3	2.2	2.2	2.3	2.3	2.2
Avg. Stride Length [m]	6.2	7.4	7.5	7.4	7.4	7.2	7.1	7.1	7.2	7.0



- [] Ranking at each section and finish
- :-:- No data available at this section
- NA No data available

Horse/Jockey Name	Star Anthem/Justin P Stanley
Finish Rank	7
Fastest Section Time (Section)	0:11.16 (1800-1600)
Top Speed [km/h] (Section)	65.1 (1800-1600)
Race State	Finished



Sunshine Coast Poly Track QLD

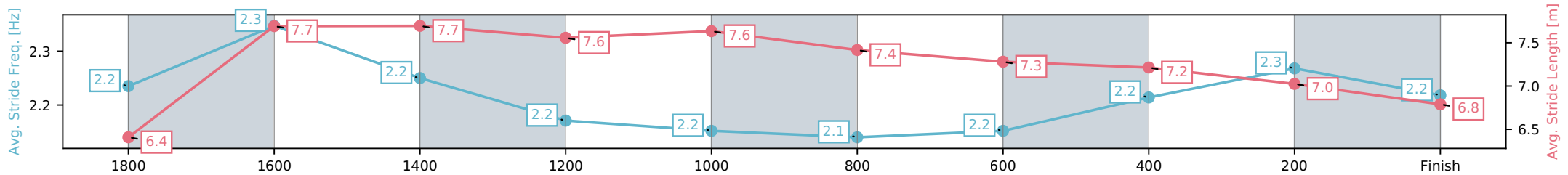
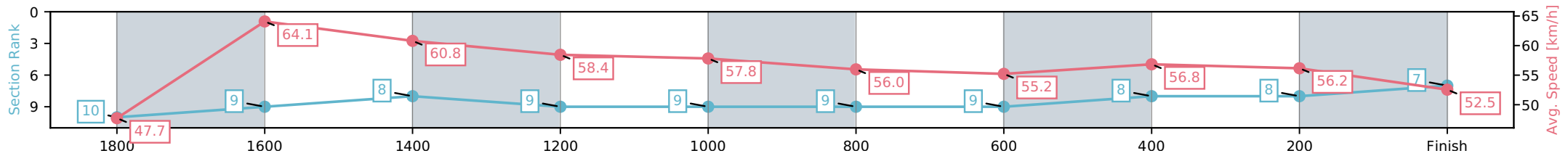
Race 8: TAB Class 1 Plate & Maiden Plate - 2000m

17 May 2026 - 5:00PM



Track Rating: Synthetic, Weather: Overcast, Rail Position: True Entire Circuit

Section	L2000	L1800	L1600	L1400	L1200	L1000	L800	L600	L400	L200
Section Times	2:08.14 (0:15.16)	1:52.98 [10] (0:11.16)	1:41.82 [9] (0:11.87)	1:29.96 [8] (0:12.36)	1:17.60 [9] (0:12.50)	1:05.10 [9] (0:12.88)	0:52.22 [9] (0:13.11)	0:39.10 [9] (0:12.62)	0:26.49 [8] (0:12.82)	0:13.66 [8] (0:13.66)
Average Speed [km/h]	47.7	64.1	60.8	58.4	57.8	56.0	55.2	56.8	56.2	52.5
Top Speed [km/h]	63.4	65.1	62.6	59.6	59.9	57.0	56.8	57.5	57.4	54.9
Avg. Dist. to Rail [m]	3.3	1.2	0.5	1.6	1.7	2.2	1.0	0.7	2.2	3.9
Avg. Stride Freq. [Hz]	2.2	2.3	2.2	2.2	2.2	2.1	2.2	2.2	2.3	2.2
Avg. Stride Length [m]	6.4	7.7	7.7	7.6	7.6	7.4	7.3	7.2	7.0	6.8



- [] Ranking at each section and finish
- :-:- No data available at this section
- NA No data available

Horse/Jockey Name	Oval Office/Luke Dempsey
Finish Rank	8
Fastest Section Time (Section)	0:11.44 (1800-1600)
Top Speed [km/h] (Section)	63.9 (1800-1600)
Race State	Finished



Sunshine Coast Poly Track QLD

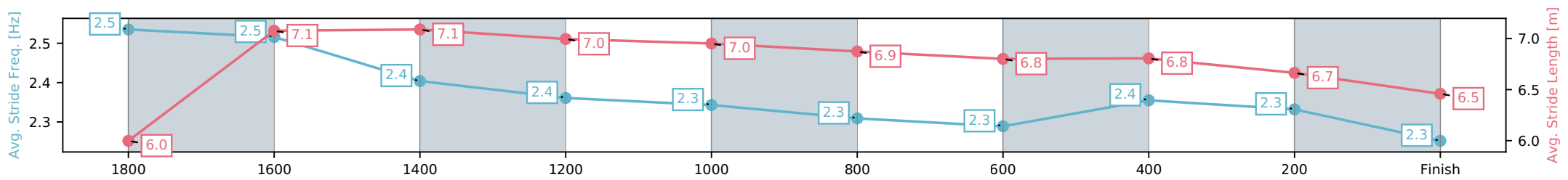
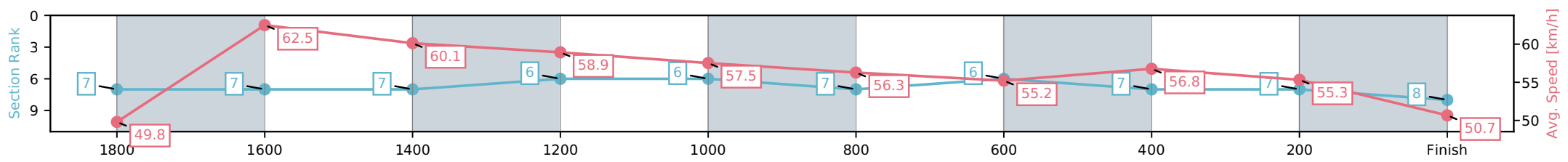
Race 8: TAB Class 1 Plate & Maiden Plate - 2000m

17 May 2026 - 5:00PM



Track Rating: Synthetic, Weather: Overcast, Rail Position: True Entire Circuit

Section	L2000	L1800	L1600	L1400	L1200	L1000	L800	L600	L400	L200
Section Times	2:08.60 (0:14.48)	1:54.12 [7] (0:11.44)	1:42.68 [7] (0:12.02)	1:30.66 [7] (0:12.27)	1:18.39 [6] (0:12.59)	1:05.80 [6] (0:12.82)	0:52.98 [7] (0:13.16)	0:39.82 [6] (0:12.65)	0:27.17 [7] (0:13.02)	0:14.15 [7] (0:14.15)
Average Speed [km/h]	49.8	62.5	60.1	58.9	57.5	56.3	55.2	56.8	55.3	50.7
Top Speed [km/h]	63.5	63.9	61.6	60.1	59.9	57.1	56.2	57.1	55.9	54.4
Avg. Dist. to Rail [m]	0.8	1.1	0.6	1.9	2.2	2.3	1.5	0.4	1.0	2.3
Avg. Stride Freq. [Hz]	2.5	2.5	2.4	2.4	2.3	2.3	2.3	2.4	2.3	2.3
Avg. Stride Length [m]	6.0	7.1	7.1	7.0	7.0	6.9	6.8	6.8	6.7	6.5



[] Ranking at each section and finish
 -:-:- No data available at this section
 NA No data available

Horse/Jockey Name	Bolero/Damien Boche
Finish Rank	9
Fastest Section Time (Section)	0:11.35 (1800-1600)
Top Speed [km/h] (Section)	64.2 (1800-1600)
Race State	Finished



Sunshine Coast Poly Track QLD

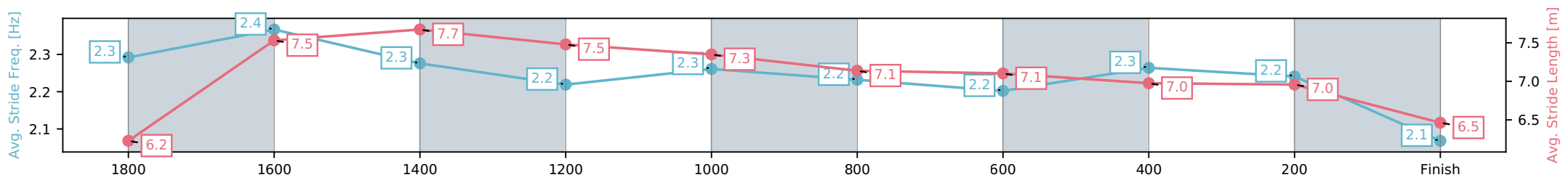
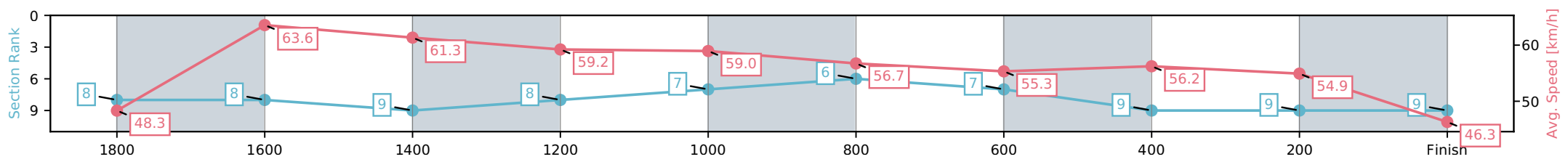
Race 8: TAB Class 1 Plate & Maiden Plate - 2000m

17 May 2026 - 5:00PM



Track Rating: Synthetic, Weather: Overcast, Rail Position: True Entire Circuit

Section	L2000	L1800	L1600	L1400	L1200	L1000	L800	L600	L400	L200
Section Times	2:10.42 (0:14.93)	1:55.49 [8] (0:11.35)	1:44.14 [8] (0:11.97)	1:32.17 [9] (0:12.27)	1:19.90 [8] (0:12.31)	1:07.59 [7] (0:12.72)	0:54.87 [6] (0:13.28)	0:41.59 [7] (0:13.00)	0:28.58 [9] (0:13.13)	0:15.46 [9] (0:15.46)
Average Speed [km/h]	48.3	63.6	61.3	59.2	59.0	56.7	55.3	56.2	54.9	46.3
Top Speed [km/h]	62.8	64.2	63.5	60.3	60.1	57.5	56.1	56.7	56.7	52.0
Avg. Dist. to Rail [m]	3.5	1.0	3.0	3.8	3.1	3.7	3.1	2.3	3.9	4.7
Avg. Stride Freq. [Hz]	2.3	2.4	2.3	2.2	2.3	2.2	2.2	2.3	2.2	2.1
Avg. Stride Length [m]	6.2	7.5	7.7	7.5	7.3	7.1	7.1	7.0	7.0	6.5



[] Ranking at each section and finish
 -.-.- No data available at this section
 NA No data available