



# Ipswich QLD

Race 1: BARRIER REEF POOLS QTIS Two-Year-Old Handicap - 1100m

21 May 2026 - 12:01PM

Track Rating: Heavy 10, Weather: Fine, Rail Position: +6.5m Entire Circuit



Field Times (Race Tempo)      1:05.66    0:57.33    0:46.53    0:35.14    0:23.47    0:11.78  
 (0:08.34)    (0:10.79)    (0:11.39)    (0:11.67)    (0:11.69)    (0:11.78)

Rank	TAB#	Horse	Overall Time	First 400m	Top Speed km/h (Section)	L1100	L1000	L800	L600	L400	L200		
	(BAR#)	Jockey	Margin (DT-W)	Last 600m	Fastest Section (Time)	Start - 1000	1000 - 800	800 - 600	600 - 400	400 - 200	200 - Finish		
1	13	Warrego River	1:05.66	0:24.81	67.9 (1000-800)	1:05.66	0:57.32 [1]	0:46.49 [2]	0:35.14 [1]	0:23.47 [1]	0:11.78 [1]		
	(9)	Daniel Moor		0:35.14	1000-800 (0:10.83)	(0:08.34)	(0:10.83)	(0:11.35)	(0:11.67)	(0:11.69)	(0:11.78)		
2	9	Holy Terror	1:05.80	0:24.94	67.0 (1000-800)	1:05.80	0:57.31 [4]	0:46.48 [3]	0:35.08 [3]	0:23.39 [3]	0:11.64 [3]		
	(1)	Ron Stewart	0.8L (-2)	0:35.08	1000-800 (0:10.83)	(0:08.49)	(0:10.83)	(0:11.40)	(0:11.69)	(0:11.75)	(0:11.64)		
3	15	Pac Fair	1:05.93	0:25.45	66.7 (1000-800)	1:05.93	0:57.24 [7]	0:46.26 [9]	0:34.68 [8]	0:22.92 [8]	0:11.11 [8]		
	(2)	Kyle Wilson-Taylor	1.6L (-4)	0:34.69	1000-800 (0:10.98)	(0:08.69)	(0:10.98)	(0:11.57)	(0:11.77)	(0:11.81)	(0:11.11)		
4	10	Vanzadee	1:06.00	0:25.17	67.7 (1000-800)	1:06.00	0:57.55 [2]	0:46.58 [5]	0:35.06 [5]	0:23.31 [5]	0:11.51 [5]		
	(6)	Ben Thompson	2.0L (-1)	0:35.07	1000-800 (0:10.98)	(0:08.45)	(0:10.98)	(0:11.51)	(0:11.76)	(0:11.80)	(0:11.51)		
5	12	Adora Djon's	1:06.01	0:24.81	70.0 (1000-800)	1:06.01	0:57.54 [3]	0:46.88 [1]	0:35.39 [2]	0:23.71 [2]	0:11.95 [2]		
	(8)	Cejay Graham	2.1L (-6)	0:35.39	1000-800 (0:10.66)	(0:08.47)	(0:10.66)	(0:11.50)	(0:11.68)	(0:11.76)	(0:11.95)		
6	3	Ever So Ready	1:06.45	0:25.02	68.6 (1000-800)	1:06.45	0:57.89 [6]	0:47.08 [4]	0:35.64 [4]	0:23.88 [4]	0:11.96 [4]		
	(7)	Jaden Lloyd	4.7L (-3)	0:35.64	1000-800 (0:10.81)	(0:08.56)	(0:10.81)	(0:11.45)	(0:11.76)	(0:11.92)	(0:11.96)		
7	7	Private Max	1:06.65	0:25.31	66.8 (1000-800)	1:06.65	0:58.14 [5]	0:47.16 [6]	0:35.55 [6]	0:23.82 [6]	0:11.95 [6]		
	(4)	Jett Newman	5.8L (-4)	0:35.54	1000-800 (0:10.98)	(0:08.51)	(0:10.98)	(0:11.61)	(0:11.73)	(0:11.86)	(0:11.95)		
8	8	Catfish	1:07.06	0:25.25	68.7 (1000-800)	1:07.06	0:58.29 [9]	0:47.49 [7]	0:35.96 [7]	0:24.18 [7]	0:12.25 [7]		
	(5)	Ashley Butler	8.3L (-3)	0:35.95	1000-800 (0:10.80)	(0:08.77)	(0:10.80)	(0:11.54)	(0:11.78)	(0:11.92)	(0:12.25)		
9	11	Acrodance	1:08.18	0:25.42	67.6 (1000-800)	1:08.18	0:59.45 [8]	0:48.52 [8]	0:36.88 [9]	0:25.08 [9]	0:12.94 [9]		
	(3)	Mark Du Plessis	14.9L (-6)	0:36.88	1000-800 (0:10.93)	(0:08.73)	(0:10.93)	(0:11.64)	(0:11.79)	(0:12.15)	(0:12.94)		

Scratched: Areprice (#1), Written Aclaim (#2), Final Crusade (#4), Hell Or Heaven (#5), Sniper Boom (#6), It's Allabout Me (#14), Wootton You Know (#16), Seagoe (#17)

Report Created: Thu 21 May 2026

(Note: Races are conducted over an approximate distance as close as possible to the advertised distance, and recorded data may vary accordingly. Official times refer to race times only and do not include handicap times.)

[ ] Position in running at each section and finish    TAB# Saddle cloth number  
 -:-:- No data available at this section    BAR# Barrier/Gate Position  
 NA No data available    DNF Did not finish  
 DNT Did not track    DT-W Distance travelled compared to winner in metres

Fastest split  
 Fastest section

data processed by TRIPLESDATA

Horse/Jockey Name	Warrego River/Daniel Moor
Finish Rank	1
Fastest Section Time (Section)	0:10.83 (1000-800)
Top Speed [km/h] (Section)	67.9 (1000-800)
Race State	Finished



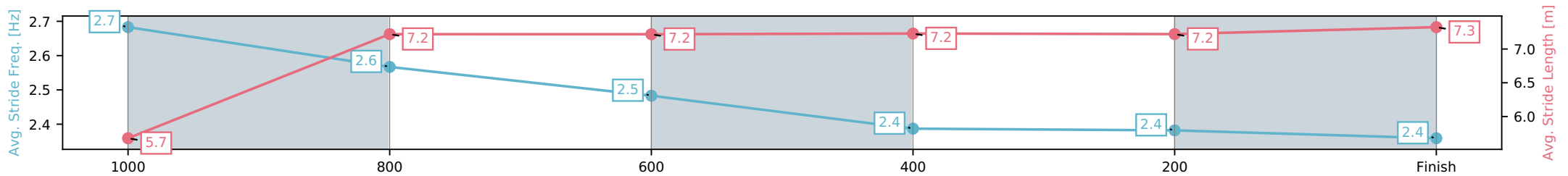
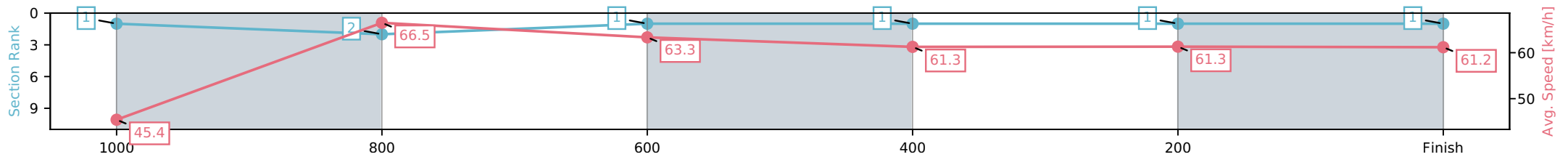
Ipswich QLD --Professional-2026-05-21  
 Race 1: BARRIER REEF POOLS QTIS Two-Year-Old Handicap  
 - 1100m

21 May 2026 - 12:01PM

Track Rating: Heavy 10, Weather: Fine, Rail Position: +6.5m Entire Circuit



Section	L1100	L1000	L800	L600	L400	L200
Section Times	1:05.66 (0:08.34)	0:57.32 [1] (0:10.83)	0:46.49 [2] (0:11.35)	0:35.14 [1] (0:11.67)	0:23.47 [1] (0:11.69)	0:11.78 [1] (0:11.78)
Average Speed [km/h]	45.4	66.5	63.3	61.3	61.3	61.2
Top Speed [km/h]	63.7	67.9	65.0	62.3	62.3	62.1
Avg. Dist. to Rail [m]	8.1	1.1	0.8	1.9	0.7	0.3
Avg. Stride Freq. [Hz]	2.7	2.6	2.5	2.4	2.4	2.4
Avg. Stride Length [m]	5.7	7.2	7.2	7.2	7.2	7.3



- [ ] Ranking at each section and finish
- :-:- No data available at this section
- NA No data available

Horse/Jockey Name	Holy Terror/Ron Stewart
Finish Rank	2
Fastest Section Time (Section)	0:10.83 (1000-800)
Top Speed [km/h] (Section)	67.0 (1000-800)
Race State	Finished



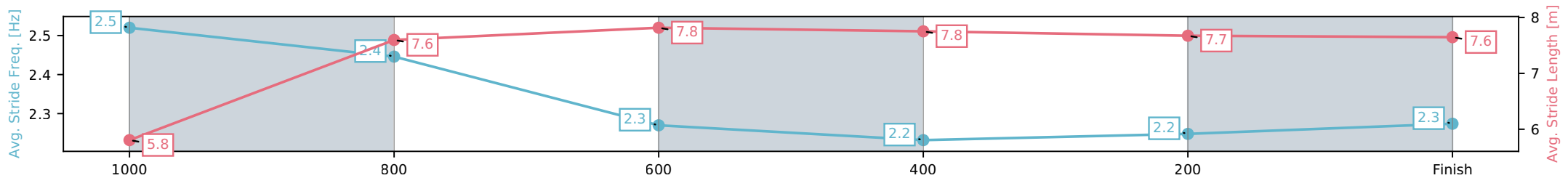
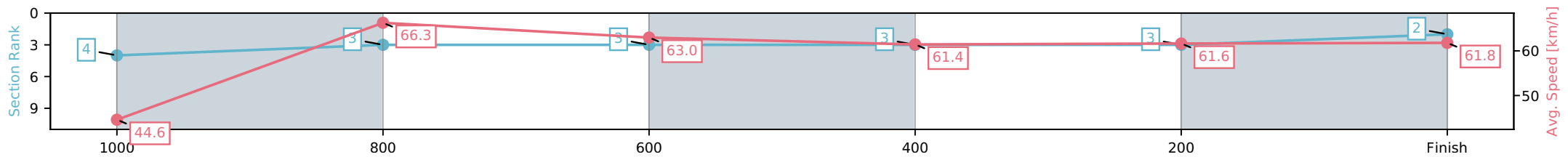
Ipswich QLD --Professional-2026-05-21  
 Race 1: BARRIER REEF POOLS QTIS Two-Year-Old Handicap  
 - 1100m

21 May 2026 - 12:01PM

Track Rating: Heavy 10, Weather: Fine, Rail Position: +6.5m Entire Circuit



Section	L1100	L1000	L800	L600	L400	L200
Section Times	1:05.80 (0:08.49)	0:57.31 [4] (0:10.83)	0:46.48 [3] (0:11.40)	0:35.08 [3] (0:11.69)	0:23.39 [3] (0:11.75)	0:11.64 [3] (0:11.64)
Average Speed [km/h]	44.6	66.3	63.0	61.4	61.6	61.8
Top Speed [km/h]	65.9	67.0	64.6	62.5	62.2	62.5
Avg. Dist. to Rail [m]	1.2	1.0	0.6	0.6	2.5	3.9
Avg. Stride Freq. [Hz]	2.5	2.4	2.3	2.2	2.2	2.3
Avg. Stride Length [m]	5.8	7.6	7.8	7.8	7.7	7.6



- [ ] Ranking at each section and finish
- :-:- No data available at this section
- NA No data available

Horse/Jockey Name	Pac Fair/Kyle Wilson-Taylor
Finish Rank	3
Fastest Section Time (Section)	0:10.98 (1000-800)
Top Speed [km/h] (Section)	66.7 (1000-800)
Race State	Finished



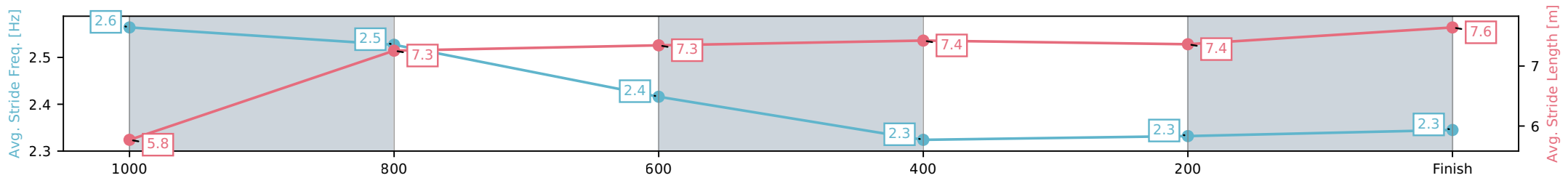
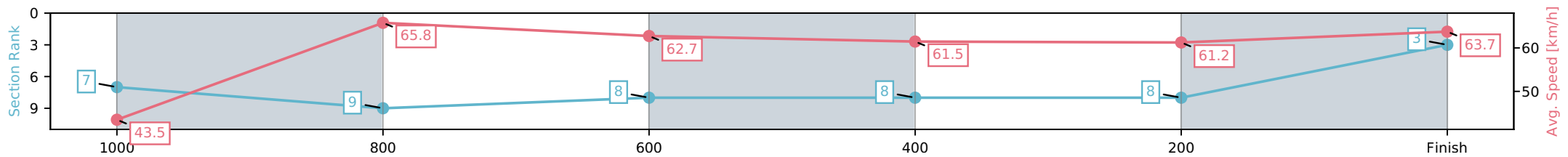
Ipswich QLD --Professional-2026-05-21  
 Race 1: BARRIER REEF POOLS QTIS Two-Year-Old Handicap  
 - 1100m

21 May 2026 - 12:01PM

Track Rating: Heavy 10, Weather: Fine, Rail Position: +6.5m Entire Circuit



Section	L1100	L1000	L800	L600	L400	L200
Section Times	1:05.93 (0:08.69)	0:57.24 [7] (0:10.98)	0:46.26 [9] (0:11.57)	0:34.68 [8] (0:11.77)	0:22.92 [8] (0:11.81)	0:11.11 [8] (0:11.11)
Average Speed [km/h]	43.5	65.8	62.7	61.5	61.2	63.7
Top Speed [km/h]	63.0	66.7	65.1	62.9	63.6	64.6
Avg. Dist. to Rail [m]	2.6	1.6	2.1	1.2	1.4	1.4
Avg. Stride Freq. [Hz]	2.6	2.5	2.4	2.3	2.3	2.3
Avg. Stride Length [m]	5.8	7.3	7.3	7.4	7.4	7.6



- [ ] Ranking at each section and finish
- :-:- No data available at this section
- NA No data available

Horse/Jockey Name	Vanzadee/Ben Thompson
Finish Rank	4
Fastest Section Time (Section)	0:10.98 (1000-800)
Top Speed [km/h] (Section)	67.7 (1000-800)
Race State	Finished



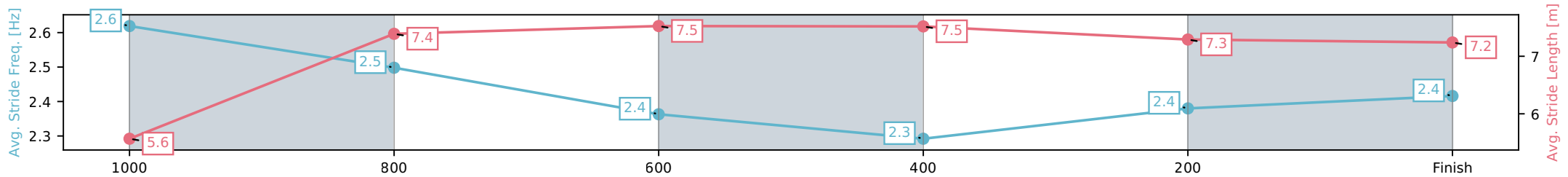
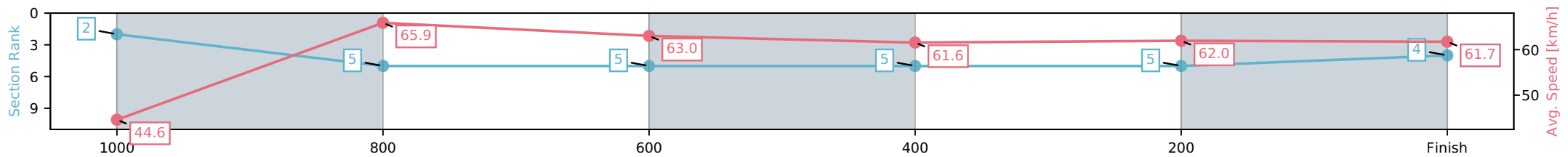
Ipswich QLD --Professional-2026-05-21  
 Race 1: BARRIER REEF POOLS QTIS Two-Year-Old Handicap  
 - 1100m

21 May 2026 - 12:01PM

Track Rating: Heavy 10, Weather: Fine, Rail Position: +6.5m Entire Circuit



Section	L1100	L1000	L800	L600	L400	L200
Section Times	1:06.00 (0:08.45)	0:57.55 [2] (0:10.98)	0:46.58 [5] (0:11.51)	0:35.06 [5] (0:11.76)	0:23.31 [5] (0:11.80)	0:11.51 [5] (0:11.51)
Average Speed [km/h]	44.6	65.9	63.0	61.6	62.0	61.7
Top Speed [km/h]	63.7	67.7	64.7	62.7	63.9	64.0
Avg. Dist. to Rail [m]	5.9	1.7	2.2	1.7	5.0	6.8
Avg. Stride Freq. [Hz]	2.6	2.5	2.4	2.3	2.4	2.4
Avg. Stride Length [m]	5.6	7.4	7.5	7.5	7.3	7.2



[ ] Ranking at each section and finish  
 -:-:- No data available at this section  
 NA No data available

Horse/Jockey Name	Adora Djon's/Cejay Graham
Finish Rank	5
Fastest Section Time (Section)	0:10.66 (1000-800)
Top Speed [km/h] (Section)	70.0 (1000-800)
Race State	Finished



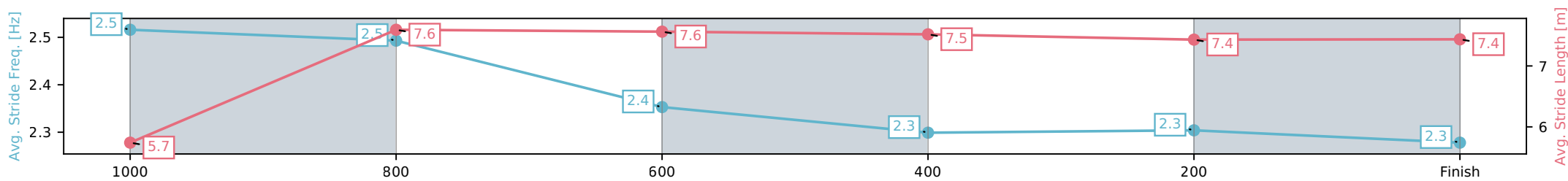
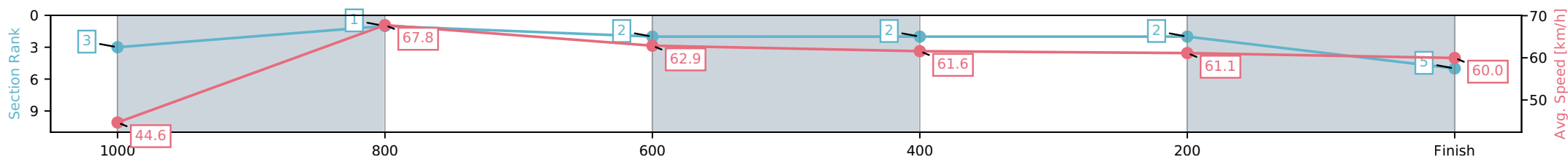
Ipswich QLD --Professional-2026-05-21  
 Race 1: BARRIER REEF POOLS QTIS Two-Year-Old Handicap  
 - 1100m

21 May 2026 - 12:01PM

Track Rating: Heavy 10, Weather: Fine, Rail Position: +6.5m Entire Circuit



Section	L1100	L1000	L800	L600	L400	L200
Section Times	1:06.01 (0:08.47)	0:57.54 [3] (0:10.66)	0:46.88 [1] (0:11.50)	0:35.39 [2] (0:11.68)	0:23.71 [2] (0:11.76)	0:11.95 [2] (0:11.95)
Average Speed [km/h]	44.6	67.8	62.9	61.6	61.1	60.0
Top Speed [km/h]	65.0	70.0	65.5	62.3	61.4	61.1
Avg. Dist. to Rail [m]	8.3	2.0	1.0	0.5	0.5	0.8
Avg. Stride Freq. [Hz]	2.5	2.5	2.4	2.3	2.3	2.3
Avg. Stride Length [m]	5.7	7.6	7.6	7.5	7.4	7.4



[ ] Ranking at each section and finish  
 -:-:- No data available at this section  
 NA No data available

Horse/Jockey Name	Ever So Ready/Jaden Lloyd
Finish Rank	6
Fastest Section Time (Section)	0:10.81 (1000-800)
Top Speed [km/h] (Section)	68.6 (1000-800)
Race State	Finished



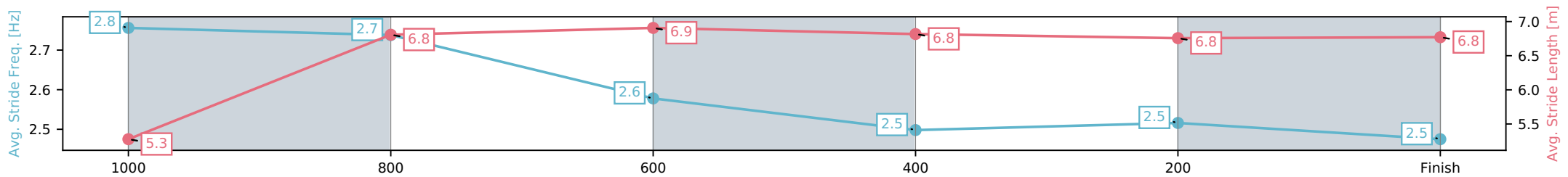
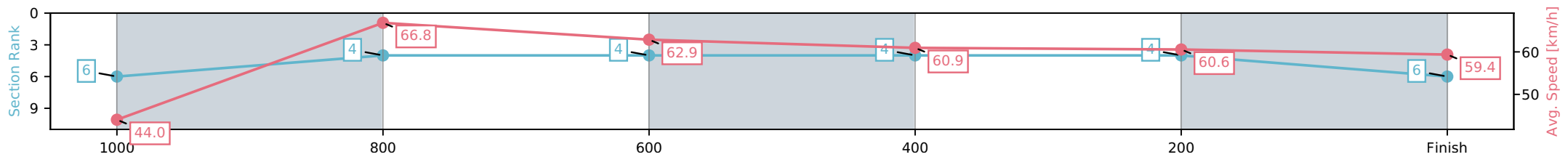
Ipswich QLD --Professional-2026-05-21  
 Race 1: BARRIER REEF POOLS QTIS Two-Year-Old Handicap  
 - 1100m

21 May 2026 - 12:01PM

Track Rating: Heavy 10, Weather: Fine, Rail Position: +6.5m Entire Circuit



Section	L1100	L1000	L800	L600	L400	L200
Section Times	1:06.45 (0:08.56)	0:57.89 [6] (0:10.81)	0:47.08 [4] (0:11.45)	0:35.64 [4] (0:11.76)	0:23.88 [4] (0:11.92)	0:11.96 [4] (0:11.96)
Average Speed [km/h]	44.0	66.8	62.9	60.9	60.6	59.4
Top Speed [km/h]	63.7	68.6	64.4	61.6	61.9	61.4
Avg. Dist. to Rail [m]	6.6	1.7	0.6	1.0	2.6	6.8
Avg. Stride Freq. [Hz]	2.8	2.7	2.6	2.5	2.5	2.5
Avg. Stride Length [m]	5.3	6.8	6.9	6.8	6.8	6.8



- [ ] Ranking at each section and finish
- :-:- No data available at this section
- NA No data available

Horse/Jockey Name	Private Max/Jett Newman
Finish Rank	7
Fastest Section Time (Section)	0:10.98 (1000-800)
Top Speed [km/h] (Section)	66.8 (1000-800)
Race State	Finished



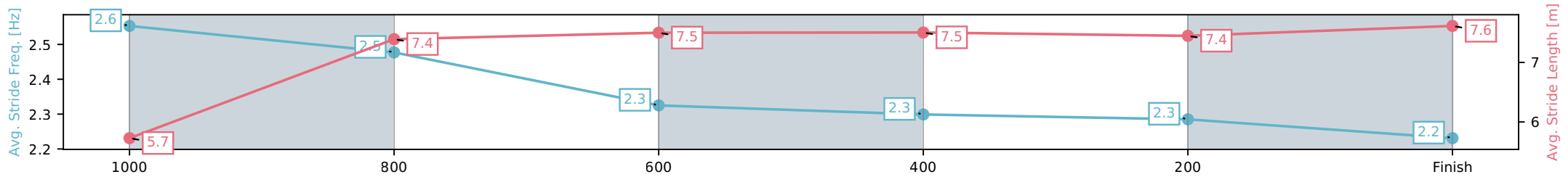
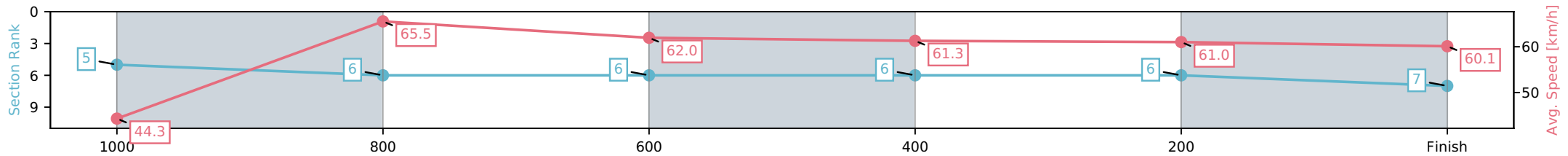
Ipswich QLD --Professional-2026-05-21  
 Race 1: BARRIER REEF POOLS QTIS Two-Year-Old Handicap  
 - 1100m

21 May 2026 - 12:01PM

Track Rating: Heavy 10, Weather: Fine, Rail Position: +6.5m Entire Circuit



Section	L1100	L1000	L800	L600	L400	L200
Section Times	1:06.65 (0:08.51)	0:58.14 [5] (0:10.98)	0:47.16 [6] (0:11.61)	0:35.55 [6] (0:11.73)	0:23.82 [6] (0:11.86)	0:11.95 [6] (0:11.95)
Average Speed [km/h]	44.3	65.5	62.0	61.3	61.0	60.1
Top Speed [km/h]	63.6	66.8	63.4	62.0	61.6	61.7
Avg. Dist. to Rail [m]	4.1	0.6	0.3	0.4	2.1	2.3
Avg. Stride Freq. [Hz]	2.6	2.5	2.3	2.3	2.3	2.2
Avg. Stride Length [m]	5.7	7.4	7.5	7.5	7.4	7.6



- [ ] Ranking at each section and finish
- :-:- No data available at this section
- NA No data available

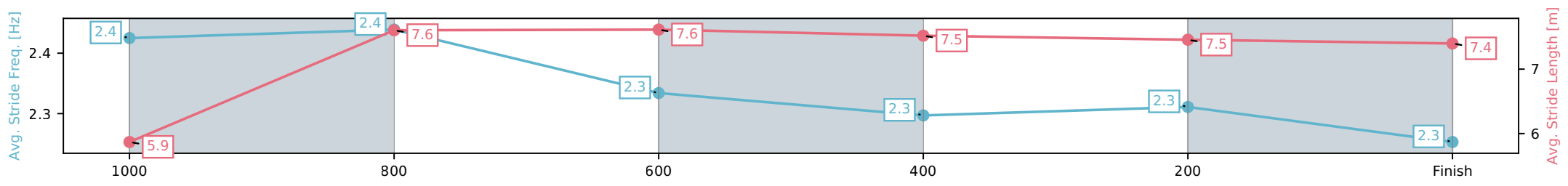
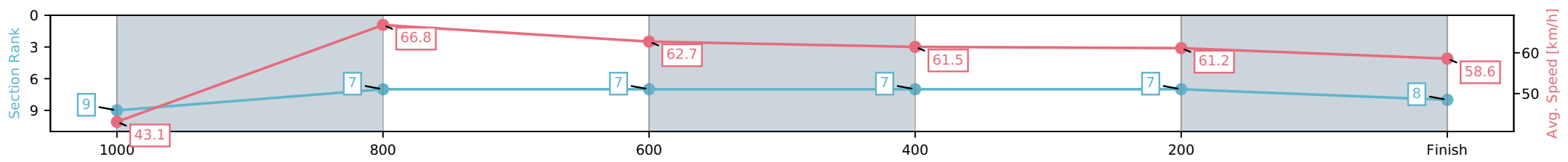
Horse/Jockey Name	Catfish/Ashley Butler
Finish Rank	8
Fastest Section Time (Section)	0:10.80 (1000-800)
Top Speed [km/h] (Section)	68.7 (1000-800)
Race State	Finished



Ipswich QLD --Professional-2026-05-21  
 Race 1: BARRIER REEF POOLS QTIS Two-Year-Old Handicap - 1100m  
 21 May 2026 - 12:01PM  
 Track Rating: Heavy 10, Weather: Fine, Rail Position: +6.5m Entire Circuit



Section	L1100	L1000	L800	L600	L400	L200
Section Times	1:07.06 (0:08.77)	0:58.29 [9] (0:10.80)	0:47.49 [7] (0:11.54)	0:35.96 [7] (0:11.78)	0:24.18 [7] (0:11.92)	0:12.25 [7] (0:12.25)
Average Speed [km/h]	43.1	66.8	62.7	61.5	61.2	58.6
Top Speed [km/h]	61.2	68.7	66.0	61.9	61.8	61.3
Avg. Dist. to Rail [m]	4.9	1.2	1.5	1.5	3.8	5.1
Avg. Stride Freq. [Hz]	2.4	2.4	2.3	2.3	2.3	2.3
Avg. Stride Length [m]	5.9	7.6	7.6	7.5	7.5	7.4



[ ] Ranking at each section and finish  
 -:-:- No data available at this section  
 NA No data available

Horse/Jockey Name	Acrodance/Mark Du Plessis
Finish Rank	9
Fastest Section Time (Section)	0:10.93 (1000-800)
Top Speed [km/h] (Section)	67.6 (1000-800)
Race State	Finished



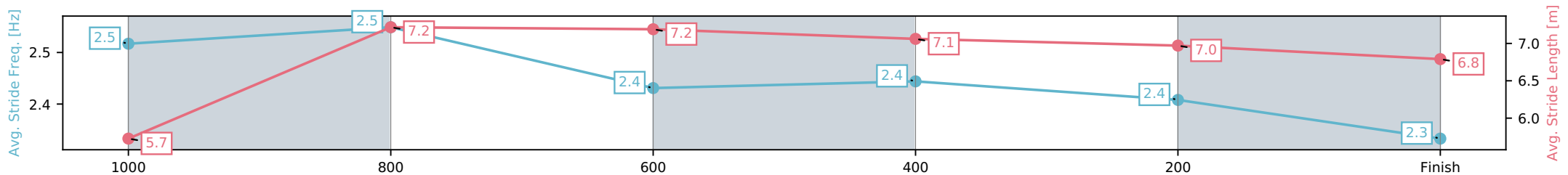
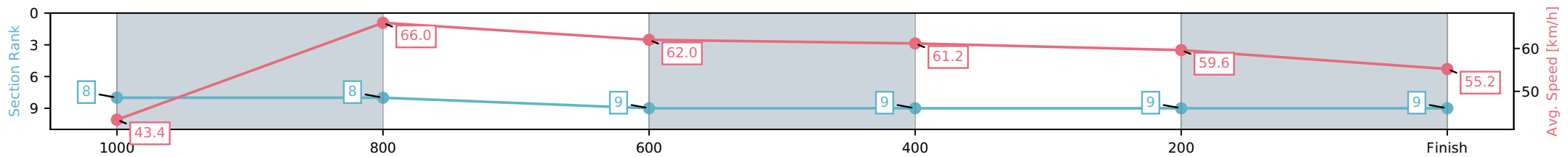
Ipswich QLD --Professional-2026-05-21  
 Race 1: BARRIER REEF POOLS QTIS Two-Year-Old Handicap  
 - 1100m

21 May 2026 - 12:01PM

Track Rating: Heavy 10, Weather: Fine, Rail Position: +6.5m Entire Circuit



Section	L1100	L1000	L800	L600	L400	L200
Section Times	1:08.18 (0:08.73)	0:59.45 [8] (0:10.93)	0:48.52 [8] (0:11.64)	0:36.88 [9] (0:11.79)	0:25.08 [9] (0:12.15)	0:12.94 [9] (0:12.94)
Average Speed [km/h]	43.4	66.0	62.0	61.2	59.6	55.2
Top Speed [km/h]	61.9	67.6	64.9	62.4	60.5	59.9
Avg. Dist. to Rail [m]	2.7	0.5	1.1	0.6	1.7	2.4
Avg. Stride Freq. [Hz]	2.5	2.5	2.4	2.4	2.4	2.3
Avg. Stride Length [m]	5.7	7.2	7.2	7.1	7.0	6.8



- [ ] Ranking at each section and finish
- :-:- No data available at this section
- NA No data available



Ipswich QLD  
 Race 2: GREAT NORTHERN BENCHMARK 60 Handicap - 1980m  
 21 May 2026 - 12:35PM



Track Rating: Heavy 9, Weather: Fine, Rail Position: +6.5m Entire Circuit

Field Times (Race Tempo)      2:05.37      1:51.28      1:38.84      1:26.50      1:13.90      1:01.01      0:48.46      0:36.35  
 (0:14.09)      (0:12.44)      (0:12.34)      (0:12.60)      (0:12.89)      (0:12.55)      (0:12.11)      (0:11.83)

Rank	TAB#	Horse	Overall Time	First 400m	Top Speed km/h (Section)	L1980	L1800	L1600	L1400	L1200	L1000	L800	L600
	(BAR#)	Jockey	Margin (DT-W)	Last 600m	Fastest Section (Time)	Start - 1800	1800 - 1600	1600 - 1400	1400 - 1200	1200 - 1000	1000 - 800	800 - 600	600 - 400
1	9	Kalkanli	2:05.37	0:28.07	62.3 (600-400)	2:05.37	1:51.05 [3]	1:38.60 [3]	1:25.94 [3]	1:13.21 [3]	1:00.46 [3]	0:48.24 [2]	0:36.15 [3]
	(3)	Boris Thornton		0:36.15	600-400 (0:11.80)	(0:14.32)	(0:12.45)	(0:12.66)	(0:12.73)	(0:12.75)	(0:12.22)	(0:12.09)	(0:11.80)
2	6	Sunny Disposition	2:05.37	0:28.36	62.8 (600-400)	2:05.37	1:50.89 [5]	1:38.26 [5]	1:25.66 [5]	1:12.98 [5]	1:00.16 [5]	0:48.02 [4]	0:35.89 [5]
	(2)	Jaden Lloyd	0.0L (+4)	0:35.89	600-400 (0:11.71)	(0:14.48)	(0:12.62)	(0:12.61)	(0:12.67)	(0:12.82)	(0:12.14)	(0:12.13)	(0:11.71)
3	2	Trump Card	2:05.56	0:28.13	62.7 (600-400)	2:05.56	1:51.32 [2]	1:38.71 [4]	1:26.08 [4]	1:13.30 [4]	1:00.45 [4]	0:48.03 [6]	0:35.98 [6]
	(1)	Corey Sutherland	1.1L (+8)	0:35.99	600-400 (0:11.82)	(0:14.24)	(0:12.60)	(0:12.64)	(0:12.78)	(0:12.84)	(0:12.42)	(0:12.04)	(0:11.82)
4	1	Weona Redwood	2:06.01	0:27.78	61.0 (600-400)	2:06.01	1:51.92 [1]	1:39.48 [1]	1:26.89 [2]	1:14.10 [2]	1:01.17 [2]	0:48.80 [3]	0:36.64 [4]
	(8)	Jett Newman	3.8L (+5)	0:36.64	600-400 (0:11.96)	(0:14.09)	(0:12.44)	(0:12.60)	(0:12.78)	(0:12.93)	(0:12.37)	(0:12.16)	(0:11.96)
5	5	Whatjeudoin'	2:06.15	0:28.71	62.7 (600-400)	2:06.15	1:51.36 [7]	1:38.70 [7]	1:26.16 [7]	1:13.52 [7]	1:00.70 [7]	0:48.46 [7]	0:36.54 [7]
	(6)	Mark Du Plessis	4.6L (+7)	0:36.53	600-400 (0:11.80)	(0:14.78)	(0:12.67)	(0:12.54)	(0:12.63)	(0:12.82)	(0:12.24)	(0:11.93)	(0:11.80)
6	8	Steel Impact	2:06.36	0:27.82	62.0 (600-400)	2:06.36	1:51.98 [4]	1:39.77 [2]	1:27.50 [1]	1:14.89 [1]	1:02.00 [1]	0:49.45 [1]	0:37.34 [1]
	(5)	Ben Thompson	5.8L (+2)	0:37.34	600-400 (0:11.83)	(0:14.38)	(0:12.21)	(0:12.27)	(0:12.60)	(0:12.89)	(0:12.55)	(0:12.11)	(0:11.83)
7	7	Pele Princess	2:06.94	0:29.16	62.6 (600-400)	2:06.94	1:52.03 [8]	1:39.08 [8]	1:26.48 [8]	1:13.97 [8]	1:01.25 [8]	0:49.09 [8]	0:37.30 [8]
	(7)	Stacey Callow	9.3L (+8)	0:37.30	800-600 (0:11.80)	(0:14.91)	(0:12.95)	(0:12.59)	(0:12.52)	(0:12.72)	(0:12.15)	(0:11.80)	(0:11.89)
8	4	Kerkorian	2:07.94	0:28.41	63.4 (800-600)	2:07.94	1:53.39 [6]	1:40.82 [6]	1:28.20 [6]	1:15.38 [6]	1:02.57 [6]	0:50.46 [5]	0:38.81 [2]
	(4)	Bailey Wheeler	15.1L (+8)	0:38.81	800-600 (0:11.65)	(0:14.55)	(0:12.57)	(0:12.62)	(0:12.82)	(0:12.82)	(0:12.10)	(0:11.65)	(0:11.99)

Scratched: Contingency (#3), Empire Of Art (#10), Waverley (#11), Ninjitzou (#12), Divine Effort (#13), Likeabeel (#14)

Report Created: Thu 21 May 2026

(Note: Races are conducted over an approximate distance as close as possible to the advertised distance, and recorded data may vary accordingly. Official times refer to race times only and do not include handicap times.)

[ ] Position in running at each section and finish    TAB# Saddle cloth number  
 -:-:- No data available at this section                BAR# Barrier/Gate Position  
 NA No data available                                        DNF Did not finish  
 DNT Did not track    DT-W Distance travelled compared to winner in metres

Fastest split  
 Fastest section

data processed by TRIPLESDATA



Ipswich QLD  
 Race 2: GREAT NORTHERN BENCHMARK 60 Handicap - 1980m  
 21 May 2026 - 12:35PM



Track Rating: Heavy 9, Weather: Fine, Rail Position: +6.5m Entire Circuit

Field Times                      0:24.52      0:12.12  
 (Race Tempo)                    (0:12.39)    (0:12.12)

Rank	TAB#	Horse	Overall Time	First 400m	Top Speed km/h (Section)	L400	L200						
	(BAR#)	Jockey	Margin (DT-W)	Last 600m	Fastest Section (Time)	400 - 200	200 - Finish						
1	9	Kalkanli	2:05.37	0:28.07	62.3 (600-400)	0:24.35 [2]	0:12.12 [1]						
	(3)	Boris Thornton		0:36.15	600-400 (0:11.80)	(0:12.23)	(0:12.12)						
2	6	Sunny Disposition	2:05.37	0:28.36	62.8 (600-400)	0:24.18 [4]	0:12.01 [3]						
	(2)	Jaden Lloyd	0.0L (+4)	0:35.89	600-400 (0:11.71)	(0:12.17)	(0:12.01)						
3	2	Trump Card	2:05.56	0:28.13	62.7 (600-400)	0:24.16 [6]	0:12.10 [4]						
	(1)	Corey Sutherland	1.1L (+8)	0:35.99	600-400 (0:11.82)	(0:12.07)	(0:12.10)						
4	1	Weona Redwood	2:06.01	0:27.78	61.0 (600-400)	0:24.68 [5]	0:12.49 [5]						
	(8)	Jett Newman	3.8L (+5)	0:36.64	600-400 (0:11.96)	(0:12.19)	(0:12.49)						
5	5	Whatjeudoin'	2:06.15	0:28.71	62.7 (600-400)	0:24.73 [7]	0:12.52 [6]						
	(6)	Mark Du Plessis	4.6L (+7)	0:36.53	600-400 (0:11.80)	(0:12.21)	(0:12.52)						
6	8	Steel Impact	2:06.36	0:27.82	62.0 (600-400)	0:25.50 [1]	0:13.04 [2]						
	(5)	Ben Thompson	5.8L (+2)	0:37.34	600-400 (0:11.83)	(0:12.47)	(0:13.04)						
7	7	Pele Princess	2:06.94	0:29.16	62.6 (600-400)	0:25.41 [8]	0:13.03 [7]						
	(7)	Stacey Callow	9.3L (+8)	0:37.30	800-600 (0:11.80)	(0:12.38)	(0:13.03)						
8	4	Kerkorian	2:07.94	0:28.41	63.4 (800-600)	0:26.82 [3]	0:14.01 [8]						
	(4)	Bailey Wheeler	15.1L (+8)	0:38.81	800-600 (0:11.65)	(0:12.81)	(0:14.01)						

Scratched: Contingency (#3), Empire Of Art (#10), Waverley (#11), Ninjitzou (#12), Divine Effort (#13), Likeabeel (#14)

Report Created: Thu 21 May 2026

(Note: Races are conducted over an approximate distance as close as possible to the advertised distance, and recorded data may vary accordingly. Official times refer to race times only and do not include handicap times.)

[ ] Position in running at each section and finish    TAB# Saddle cloth number  
 -:-:- No data available at this section                BAR# Barrier/Gate Position  
 NA No data available                                    DNF Did not finish  
 DNT Did not track                                        DT-W Distance travelled compared to winner in metres

Fastest split  
 Fastest section

Horse/Jockey Name	Kalkanli/Boris Thornton
Finish Rank	1
Fastest Section Time (Section)	0:11.80 (600-400)
Top Speed [km/h] (Section)	62.3 (600-400)
Race State	Finished



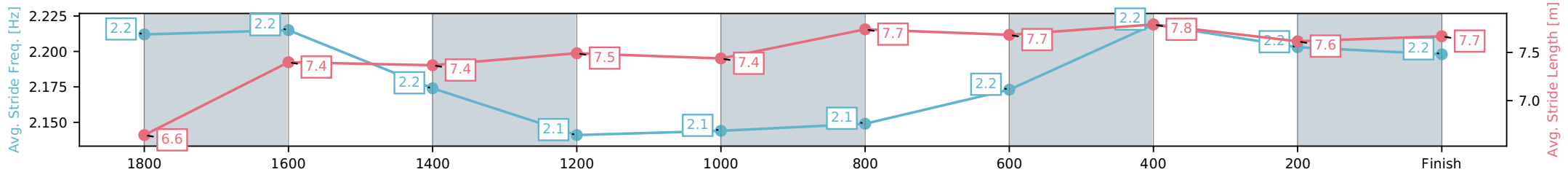
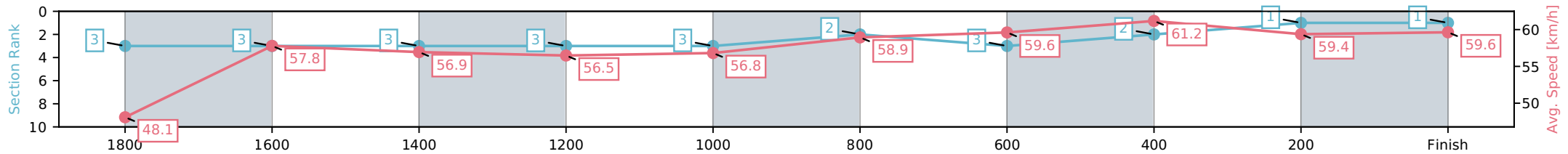
Ipswich QLD --Professional-2026-05-21  
 Race 2: GREAT NORTHERN BENCHMARK 60 Handicap - 1980m

21 May 2026 - 12:35PM



Track Rating: Heavy 9, Weather: Fine, Rail Position: +6.5m Entire Circuit

Section	L1980	L1800	L1600	L1400	L1200	L1000	L800	L600	L400	L200
Section Times	2:05.37 (0:14.32)	1:51.05 [3] (0:12.45)	1:38.60 [3] (0:12.66)	1:25.94 [3] (0:12.73)	1:13.21 [3] (0:12.75)	1:00.46 [3] (0:12.22)	0:48.24 [2] (0:12.09)	0:36.15 [3] (0:11.80)	0:24.35 [2] (0:12.23)	0:12.12 [1] (0:12.12)
Average Speed [km/h]	48.1	57.8	56.9	56.5	56.8	58.9	59.6	61.2	59.4	59.6
Top Speed [km/h]	59.0	58.9	57.8	57.3	58.6	60.3	61.0	62.3	59.9	60.5
Avg. Dist. to Rail [m]	2.7	0.3	0.3	0.2	1.4	0.7	0.6	0.9	2.5	1.1
Avg. Stride Freq. [Hz]	2.2	2.2	2.2	2.1	2.1	2.1	2.2	2.2	2.2	2.2
Avg. Stride Length [m]	6.6	7.4	7.4	7.5	7.4	7.7	7.7	7.8	7.6	7.7



- [ ] Ranking at each section and finish
- :-:- No data available at this section
- NA No data available

Horse/Jockey Name	Sunny Disposition/Jaden Lloyd
Finish Rank	2
Fastest Section Time (Section)	0:11.71 (600-400)
Top Speed [km/h] (Section)	62.8 (600-400)
Race State	Finished



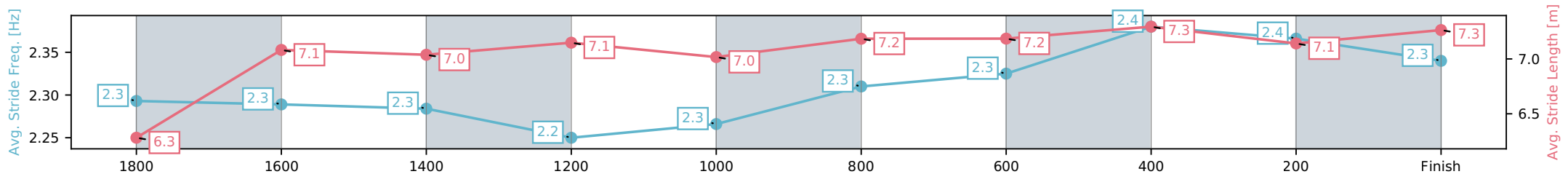
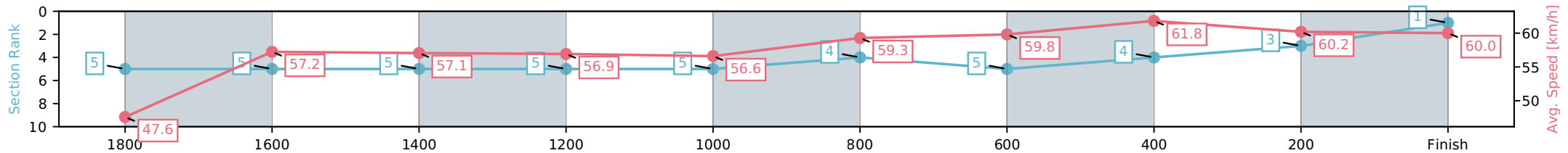
Ipswich QLD --Professional-2026-05-21  
 Race 2: GREAT NORTHERN BENCHMARK 60 Handicap - 1980m

21 May 2026 - 12:35PM



Track Rating: Heavy 9, Weather: Fine, Rail Position: +6.5m Entire Circuit

Section	L1980	L1800	L1600	L1400	L1200	L1000	L800	L600	L400	L200
Section Times	2:05.37 (0:14.48)	1:50.89 [5] (0:12.62)	1:38.26 [5] (0:12.61)	1:25.66 [5] (0:12.67)	1:12.98 [5] (0:12.82)	1:00.16 [5] (0:12.14)	0:48.02 [4] (0:12.13)	0:35.89 [5] (0:11.71)	0:24.18 [4] (0:12.17)	0:12.01 [3] (0:12.01)
Average Speed [km/h]	47.6	57.2	57.1	56.9	56.6	59.3	59.8	61.8	60.2	60.0
Top Speed [km/h]	58.3	58.4	58.0	58.6	57.4	60.9	62.1	62.8	60.9	61.0
Avg. Dist. to Rail [m]	2.3	0.4	0.4	0.3	1.9	0.8	1.7	2.0	4.9	3.8
Avg. Stride Freq. [Hz]	2.3	2.3	2.3	2.2	2.3	2.3	2.3	2.4	2.4	2.3
Avg. Stride Length [m]	6.3	7.1	7.0	7.1	7.0	7.2	7.2	7.3	7.1	7.3



[ ] Ranking at each section and finish  
 -:-:- No data available at this section  
 NA No data available

Horse/Jockey Name	Trump Card/Corey Sutherland
Finish Rank	3
Fastest Section Time (Section)	0:11.82 (600-400)
Top Speed [km/h] (Section)	62.7 (600-400)
Race State	Finished



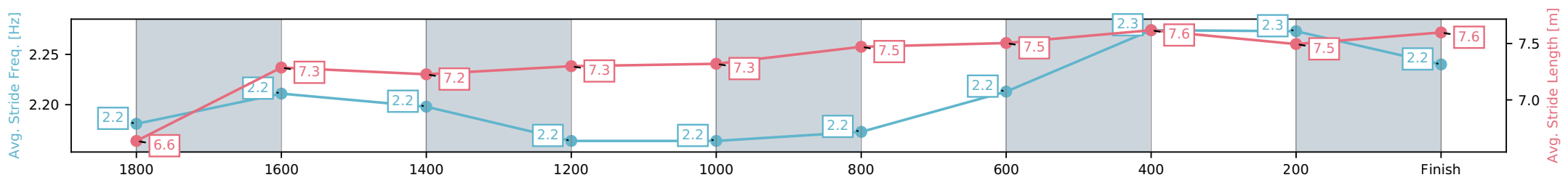
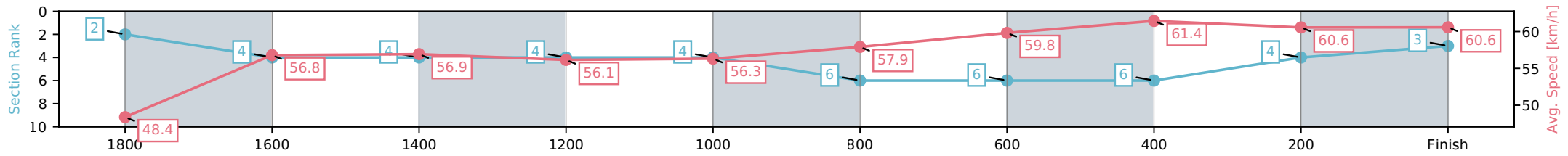
Ipswich QLD --Professional-2026-05-21  
 Race 2: GREAT NORTHERN BENCHMARK 60 Handicap - 1980m

21 May 2026 - 12:35PM



Track Rating: Heavy 9, Weather: Fine, Rail Position: +6.5m Entire Circuit

Section	L1980	L1800	L1600	L1400	L1200	L1000	L800	L600	L400	L200
Section Times	2:05.56 (0:14.24)	1:51.32 [2] (0:12.60)	1:38.71 [4] (0:12.64)	1:26.08 [4] (0:12.78)	1:13.30 [4] (0:12.84)	1:00.45 [4] (0:12.42)	0:48.03 [6] (0:12.04)	0:35.98 [6] (0:11.82)	0:24.16 [6] (0:12.07)	0:12.10 [4] (0:12.10)
Average Speed [km/h]	48.4	56.8	56.9	56.1	56.3	57.9	59.8	61.4	60.6	60.6
Top Speed [km/h]	59.4	59.2	57.7	57.1	57.1	59.2	61.9	62.7	61.9	62.0
Avg. Dist. to Rail [m]	1.9	0.7	0.4	0.6	0.9	0.6	0.5	2.0	5.2	5.5
Avg. Stride Freq. [Hz]	2.2	2.2	2.2	2.2	2.2	2.2	2.2	2.3	2.3	2.2
Avg. Stride Length [m]	6.6	7.3	7.2	7.3	7.3	7.5	7.5	7.6	7.5	7.6



[ ] Ranking at each section and finish  
 -:-:- No data available at this section  
 NA No data available

Horse/Jockey Name	Weona Redwood/Jett Newman
Finish Rank	4
Fastest Section Time (Section)	0:11.96 (600-400)
Top Speed [km/h] (Section)	61.0 (600-400)
Race State	Finished



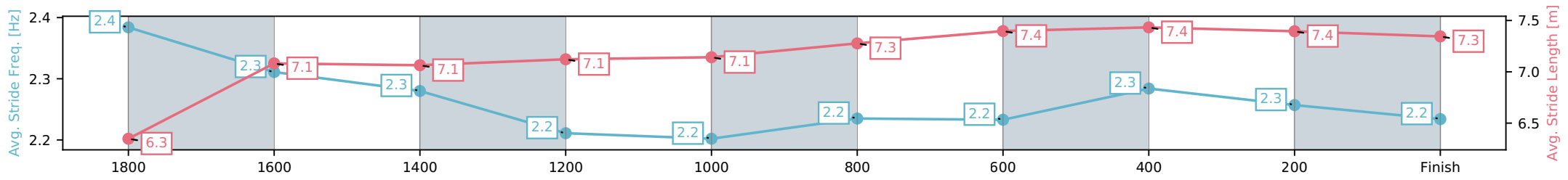
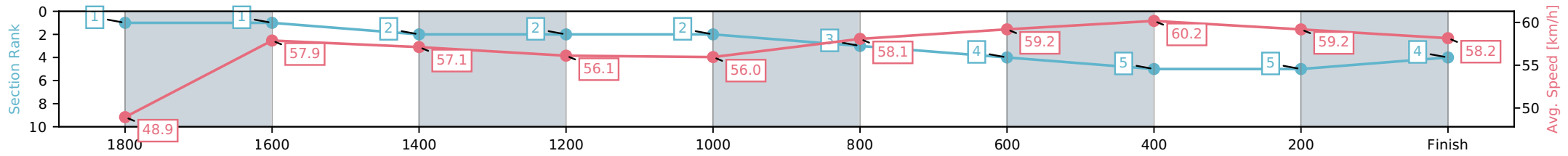
Ipswich QLD --Professional-2026-05-21  
 Race 2: GREAT NORTHERN BENCHMARK 60 Handicap - 1980m

21 May 2026 - 12:35PM



Track Rating: Heavy 9, Weather: Fine, Rail Position: +6.5m Entire Circuit

Section	L1980	L1800	L1600	L1400	L1200	L1000	L800	L600	L400	L200
Section Times	2:06.01 (0:14.09)	1:51.92 [1] (0:12.44)	1:39.48 [1] (0:12.60)	1:26.89 [2] (0:12.78)	1:14.10 [2] (0:12.93)	1:01.17 [2] (0:12.37)	0:48.80 [3] (0:12.16)	0:36.64 [4] (0:11.96)	0:24.68 [5] (0:12.19)	0:12.49 [5] (0:12.49)
Average Speed [km/h]	48.9	57.9	57.1	56.1	56.0	58.1	59.2	60.2	59.2	58.2
Top Speed [km/h]	60.1	60.0	57.6	57.0	56.7	58.6	60.5	61.0	60.2	58.8
Avg. Dist. to Rail [m]	5.3	0.5	0.5	0.7	1.0	0.6	0.2	0.2	1.0	2.2
Avg. Stride Freq. [Hz]	2.4	2.3	2.3	2.2	2.2	2.2	2.2	2.3	2.3	2.2
Avg. Stride Length [m]	6.3	7.1	7.1	7.1	7.1	7.3	7.4	7.4	7.4	7.3



[ ] Ranking at each section and finish  
 -:-:- No data available at this section  
 NA No data available

Horse/Jockey Name	Whatjeudoin/Mark Du Plessis
Finish Rank	5
Fastest Section Time (Section)	0:11.80 (600-400)
Top Speed [km/h] (Section)	62.7 (600-400)
Race State	Finished



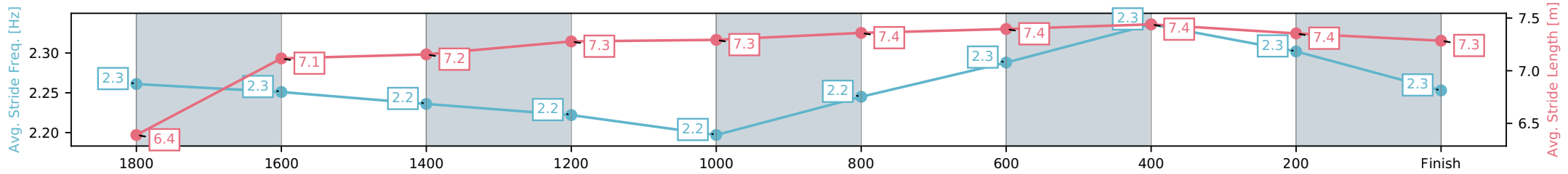
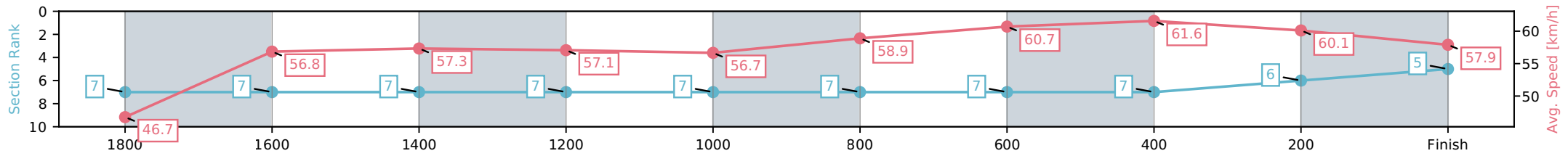
Ipswich QLD --Professional-2026-05-21  
 Race 2: GREAT NORTHERN BENCHMARK 60 Handicap - 1980m



21 May 2026 - 12:35PM

Track Rating: Heavy 9, Weather: Fine, Rail Position: +6.5m Entire Circuit

Section	L1980	L1800	L1600	L1400	L1200	L1000	L800	L600	L400	L200
Section Times	2:06.15 (0:14.78)	1:51.36 [7] (0:12.67)	1:38.70 [7] (0:12.54)	1:26.16 [7] (0:12.63)	1:13.52 [7] (0:12.82)	1:00.70 [7] (0:12.24)	0:48.46 [7] (0:11.93)	0:36.54 [7] (0:11.80)	0:24.73 [7] (0:12.21)	0:12.52 [6] (0:12.52)
Average Speed [km/h]	46.7	56.8	57.3	57.1	56.7	58.9	60.7	61.6	60.1	57.9
Top Speed [km/h]	58.3	59.5	58.6	59.1	57.6	60.8	62.3	62.7	60.9	59.4
Avg. Dist. to Rail [m]	3.8	0.3	0.3	0.4	1.9	1.0	1.4	2.5	6.2	6.0
Avg. Stride Freq. [Hz]	2.3	2.3	2.2	2.2	2.2	2.2	2.3	2.3	2.3	2.3
Avg. Stride Length [m]	6.4	7.1	7.2	7.3	7.3	7.4	7.4	7.4	7.4	7.3



[ ] Ranking at each section and finish  
 -:-:- No data available at this section  
 NA No data available

Horse/Jockey Name	Steel Impact/Ben Thompson
Finish Rank	6
Fastest Section Time (Section)	0:11.83 (600-400)
Top Speed [km/h] (Section)	62.0 (600-400)
Race State	Finished



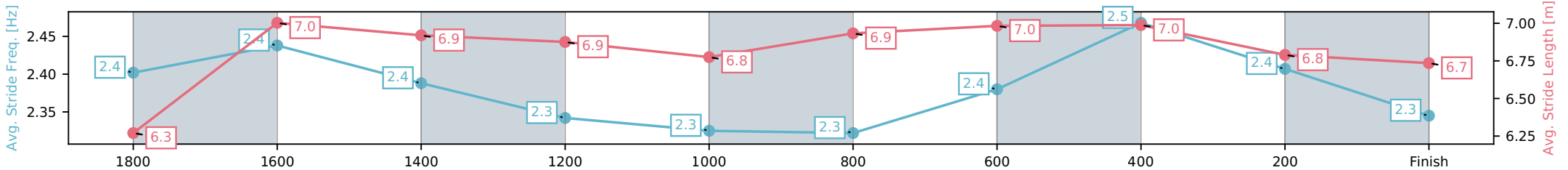
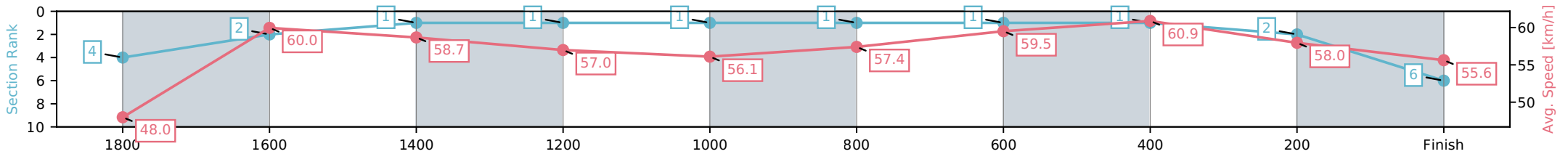
Ipswich QLD --Professional-2026-05-21  
 Race 2: GREAT NORTHERN BENCHMARK 60 Handicap - 1980m

21 May 2026 - 12:35PM



Track Rating: Heavy 9, Weather: Fine, Rail Position: +6.5m Entire Circuit

Section	L1980	L1800	L1600	L1400	L1200	L1000	L800	L600	L400	L200
Section Times	2:06.36 (0:14.38)	1:51.98 [4] (0:12.21)	1:39.77 [2] (0:12.27)	1:27.50 [1] (0:12.60)	1:14.89 [1] (0:12.89)	1:02.00 [1] (0:12.55)	0:49.45 [1] (0:12.11)	0:37.34 [1] (0:11.83)	0:25.50 [1] (0:12.47)	0:13.04 [2] (0:13.04)
Average Speed [km/h]	48.0	60.0	58.7	57.0	56.1	57.4	59.5	60.9	58.0	55.6
Top Speed [km/h]	60.2	61.1	59.4	57.9	56.5	57.9	61.6	62.0	59.4	57.5
Avg. Dist. to Rail [m]	4.0	2.1	1.5	0.4	1.2	0.5	0.4	0.3	0.9	0.4
Avg. Stride Freq. [Hz]	2.4	2.4	2.4	2.3	2.3	2.3	2.4	2.5	2.4	2.3
Avg. Stride Length [m]	6.3	7.0	6.9	6.9	6.8	6.9	7.0	7.0	6.8	6.7



[ ] Ranking at each section and finish  
 -:-:- No data available at this section  
 NA No data available

Horse/Jockey Name	Pele Princess/Stacey Callow
Finish Rank	7
Fastest Section Time (Section)	0:11.80 (800-600)
Top Speed [km/h] (Section)	62.6 (600-400)
Race State	Finished



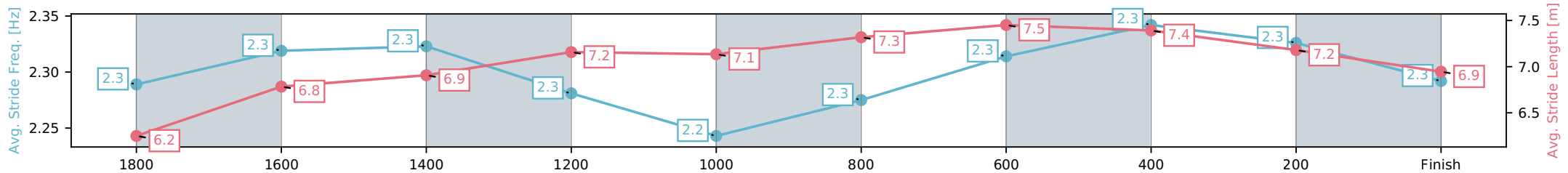
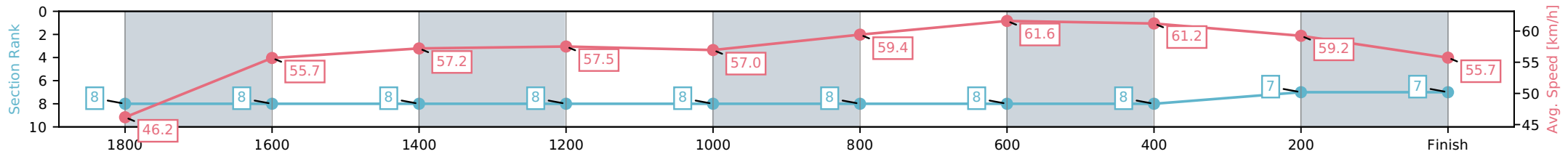
Ipswich QLD --Professional-2026-05-21  
 Race 2: GREAT NORTHERN BENCHMARK 60 Handicap - 1980m

21 May 2026 - 12:35PM



Track Rating: Heavy 9, Weather: Fine, Rail Position: +6.5m Entire Circuit

Section	L1980	L1800	L1600	L1400	L1200	L1000	L800	L600	L400	L200
Section Times	2:06.94 (0:14.91)	1:52.03 [8] (0:12.95)	1:39.08 [8] (0:12.59)	1:26.48 [8] (0:12.52)	1:13.97 [8] (0:12.72)	1:01.25 [8] (0:12.15)	0:49.09 [8] (0:11.80)	0:37.30 [8] (0:11.89)	0:25.41 [8] (0:12.38)	0:13.03 [7] (0:13.03)
Average Speed [km/h]	46.2	55.7	57.2	57.5	57.0	59.4	61.6	61.2	59.2	55.7
Top Speed [km/h]	57.1	56.8	58.3	59.3	58.1	61.2	62.3	62.6	60.7	58.3
Avg. Dist. to Rail [m]	5.2	0.3	0.3	0.4	1.8	1.5	2.5	2.9	6.2	8.2
Avg. Stride Freq. [Hz]	2.3	2.3	2.3	2.3	2.2	2.3	2.3	2.3	2.3	2.3
Avg. Stride Length [m]	6.2	6.8	6.9	7.2	7.1	7.3	7.5	7.4	7.2	6.9



- [ ] Ranking at each section and finish
- :-:- No data available at this section
- NA No data available

Horse/Jockey Name	Kerkorian/Bailey Wheeler
Finish Rank	8
Fastest Section Time (Section)	0:11.65 (800-600)
Top Speed [km/h] (Section)	63.4 (800-600)
Race State	Finished



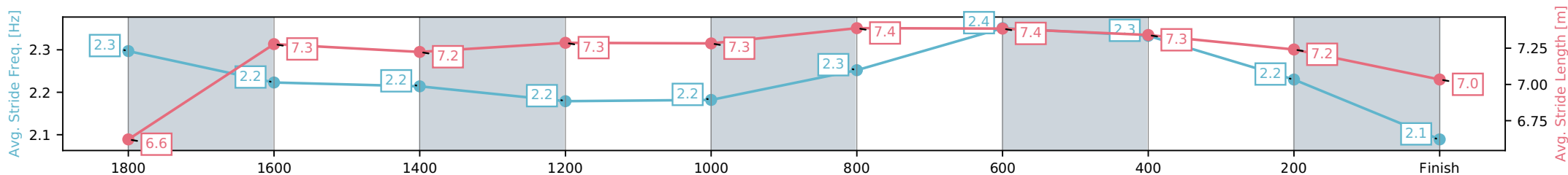
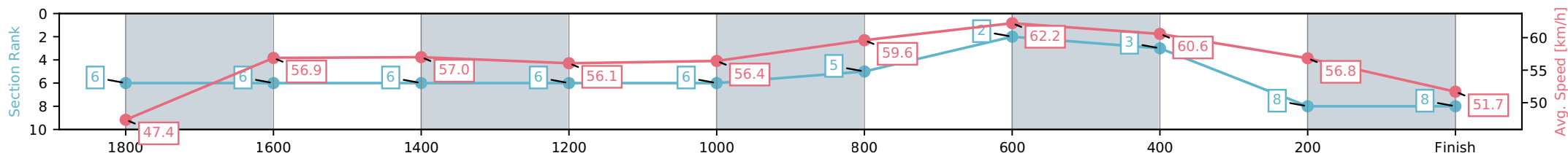
Ipswich QLD --Professional-2026-05-21  
 Race 2: GREAT NORTHERN BENCHMARK 60 Handicap - 1980m

21 May 2026 - 12:35PM



Track Rating: Heavy 9, Weather: Fine, Rail Position: +6.5m Entire Circuit

Section	L1980	L1800	L1600	L1400	L1200	L1000	L800	L600	L400	L200
Section Times	2:07.94 (0:14.55)	1:53.39 [6] (0:12.57)	1:40.82 [6] (0:12.62)	1:28.20 [6] (0:12.82)	1:15.38 [6] (0:12.82)	1:02.57 [6] (0:12.10)	0:50.46 [5] (0:11.65)	0:38.81 [2] (0:11.99)	0:26.82 [3] (0:12.81)	0:14.01 [8] (0:14.01)
Average Speed [km/h]	47.4	56.9	57.0	56.1	56.4	59.6	62.2	60.6	56.8	51.7
Top Speed [km/h]	61.1	59.9	58.0	58.1	57.2	61.2	63.4	62.0	59.1	57.2
Avg. Dist. to Rail [m]	2.6	0.8	0.7	0.6	0.9	0.7	2.0	2.2	3.2	3.0
Avg. Stride Freq. [Hz]	2.3	2.2	2.2	2.2	2.2	2.3	2.4	2.3	2.2	2.1
Avg. Stride Length [m]	6.6	7.3	7.2	7.3	7.3	7.4	7.4	7.3	7.2	7.0



[ ] Ranking at each section and finish  
 -:-:- No data available at this section  
 NA No data available



Ipswich QLD  
 Race 3: TAB Maiden Plate - 1690m  
 21 May 2026 - 1:11PM



Track Rating: Heavy 9, Weather: Fine, Rail Position: +6.5m Entire Circuit

Field Times (Race Tempo) 1:45.22 (0:19.77) 1:25.45 (0:12.00) 1:13.45 (0:12.48) 1:00.97 (0:12.33) 0:48.63 (0:12.15) 0:36.48 (0:12.02) 0:24.46 (0:12.34) 0:12.12 (0:12.12)

Rank	TAB#	Horse	Overall Time	First 400m	Top Speed km/h (Section)	L1690	L1400	L1200	L1000	L800	L600	L400	L200
	(BAR#)	Jockey	Margin (DT-W)	Last 600m	Fastest Section (Time)	Start - 1400	1400 - 1200	1200 - 1000	1000 - 800	800 - 600	600 - 400	400 - 200	200 - Finish
1	15	Wedding Vow	1:45.22	0:27.06	61.9 (600-400)	1:45.22	1:24.86 [4]	1:12.69 [5]	1:00.25 [5]	0:48.15 [4]	0:36.09 [3]	0:24.13 [3]	0:11.95 [3]
	(7)	Micheal Hellyer		0:36.09	200-0 (0:11.95)	(0:20.36)	(0:12.16)	(0:12.45)	(0:12.10)	(0:12.06)	(0:11.96)	(0:12.18)	(0:11.95)
2	1	Gratification	1:45.57	0:27.35	70.7 (200-0)	1:45.57	1:24.84 [7]	1:12.69 [7]	1:00.19 [7]	0:47.99 [7]	0:36.08 [7]	0:24.19 [6]	0:12.03 [5]
	(9)	Fred Larson	2.0L (+2)	0:36.07	600-400 (0:11.88)	(0:20.73)	(0:12.15)	(0:12.49)	(0:12.20)	(0:11.92)	(0:11.88)	(0:12.16)	(0:12.03)
3	3	Ablesheeba	1:45.59	0:27.10	62.0 (600-400)	1:45.59	1:25.11 [6]	1:12.95 [6]	1:00.49 [6]	0:48.29 [6]	0:36.34 [5]	0:24.39 [4]	0:12.12 [4]
	(4)	Ben Thompson	2.1L (+3)	0:36.34	800-600 (0:11.95)	(0:20.48)	(0:12.16)	(0:12.46)	(0:12.20)	(0:11.95)	(0:11.95)	(0:12.27)	(0:12.12)
4	2	Kalamia King	1:45.72	0:26.63	61.5 (600-400)	1:45.72	1:25.74 [2]	1:13.65 [3]	1:01.19 [3]	0:48.99 [2]	0:36.98 [2]	0:24.96 [1]	0:12.62 [1]
	(6)	Julie Busuttin	2.9L (+1)	0:36.97	600-400 (0:12.01)	(0:19.98)	(0:12.09)	(0:12.46)	(0:12.20)	(0:12.02)	(0:12.01)	(0:12.34)	(0:12.62)
5	19	La Gracia	1:46.14	0:27.12	61.7 (600-400)	1:46.14	1:25.66 [5]	1:13.62 [4]	1:01.28 [4]	0:49.04 [5]	0:36.90 [4]	0:24.85 [5]	0:12.37 [6]
	(3)	Damien Boche	5.4L (+5)	0:36.89	600-400 (0:12.04)	(0:20.48)	(0:12.05)	(0:12.33)	(0:12.25)	(0:12.14)	(0:12.04)	(0:12.48)	(0:12.37)
6	9	Speegle	1:46.25	0:26.35	61.8 (1690 - 1400)	1:46.25	1:26.48 [1]	1:14.48 [1]	1:02.00 [1]	0:49.66 [1]	0:37.52 [1]	0:25.46 [2]	0:13.03 [2]
	(5)	Chelsea Baker	6.0L (+1)	0:37.51	1400-1200 (0:12.00)	(0:19.77)	(0:12.00)	(0:12.48)	(0:12.33)	(0:12.15)	(0:12.05)	(0:12.43)	(0:13.03)
7	16	Whatever You Think	1:47.68	0:27.64	60.4 (800-600)	1:47.68	1:26.74 [8]	1:14.50 [8]	1:02.16 [8]	0:49.93 [8]	0:37.83 [8]	0:25.35 [7]	0:12.40 [7]
	(2)	Karl Zechner	14.4L (+0)	0:37.82	800-600 (0:12.10)	(0:20.94)	(0:12.25)	(0:12.33)	(0:12.23)	(0:12.10)	(0:12.48)	(0:12.94)	(0:12.40)
8	18	Melancolie	1:47.80	0:27.93	61.3 (600-400)	1:47.80	1:26.59 [10]	1:14.35 [10]	1:01.95 [10]	0:49.56 [10]	0:37.40 [10]	0:25.18 [9]	0:12.21 [8]
	(8)	Mark Du Plessis	15.1L (+2)	0:37.41	800-600 (0:12.16)	(0:21.21)	(0:12.24)	(0:12.41)	(0:12.38)	(0:12.16)	(0:12.23)	(0:12.97)	(0:12.21)
9	17	Burn Bobby Burn	1:51.24	0:27.79	60.5 (1200-1000)	1:51.24	1:30.08 [9]	1:17.90 [9]	1:05.55 [9]	0:53.32 [9]	0:41.07 [9]	0:28.48 [10]	0:14.82 [9]
	(10)	Nozi Tomizawa	35.4L (+2)	0:41.07	1400-1200 (0:12.18)	(0:21.16)	(0:12.18)	(0:12.35)	(0:12.23)	(0:12.25)	(0:12.59)	(0:13.66)	(0:14.82)
10	14	Sorutal	1:52.39	0:26.59	62.9 (1690 - 1400)	1:52.39	1:32.36 [3]	1:20.44 [2]	1:08.00 [2]	0:55.59 [3]	0:43.09 [6]	0:29.99 [8]	0:15.54 [10]
	(1)	Aidan Keeley	42.1L (-1)	0:43.10	1400-1200 (0:11.93)	(0:20.03)	(0:11.93)	(0:12.44)	(0:12.41)	(0:12.50)	(0:13.11)	(0:14.45)	(0:15.54)

Scratched: Bon Vader (#4), Boomtown Laddie (#5), Over The Louvre (#6), Under Arrest (#7), Arcelia (#8), Astern Powers (#10), Bomb Perignon (#11), Justa Barty (#12), She Can Soar (#13), Meade's Cafe (#20)

Report Created: Thu 21 May 2026

(Note: Races are conducted over an approximate distance as close as possible to the advertised distance, and recorded data may vary accordingly. Official times refer to race times only and do not include handicap times.)

[ ] Position in running at each section and finish  
 TAB# Saddle cloth number  
 --- No data available at this section  
 BAR# Barrier/Gate Position  
 NA No data available  
 DNF Did not finish  
 DNT Did not track  
 DT-W Distance travelled compared to winner in metres

Fastest split  
 Fastest section

data processed by TRIPLESDATA

Horse/Jockey Name	Wedding Vow/Micheal Hellyer
Finish Rank	1
Fastest Section Time (Section)	0:11.95 (200-0)
Top Speed [km/h] (Section)	61.9 (600-400)
Race State	Finished



Ipswich QLD --Professional-2026-05-21

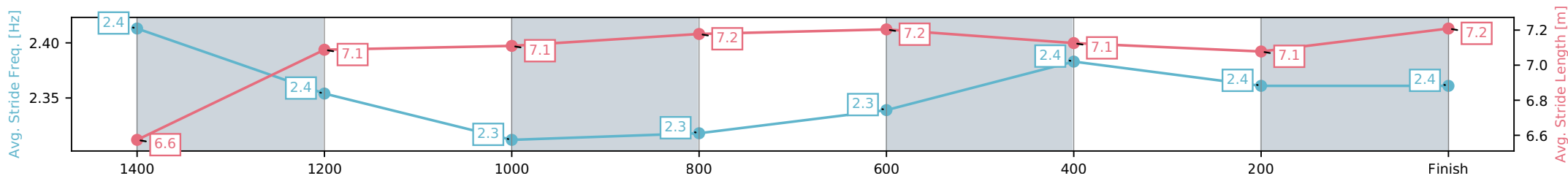
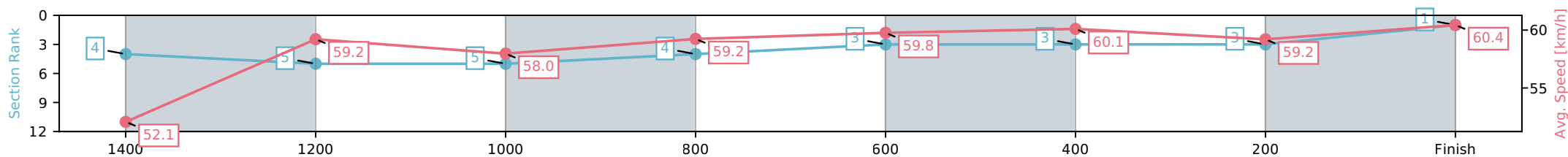
Race 3: TAB Maiden Plate - 1690m

21 May 2026 - 1:11PM

Track Rating: Heavy 9, Weather: Fine, Rail Position: +6.5m Entire Circuit



Section	L1690	L1400	L1200	L1000	L800	L600	L400	L200
Section Times	1:45.22 (0:20.36)	1:24.86 [4] (0:12.16)	1:12.69 [5] (0:12.45)	1:00.25 [5] (0:12.10)	0:48.15 [4] (0:12.06)	0:36.09 [3] (0:11.96)	0:24.13 [3] (0:12.18)	0:11.95 [3] (0:11.95)
Average Speed [km/h]	52.1	59.2	58.0	59.2	59.8	60.1	59.2	60.4
Top Speed [km/h]	60.2	59.9	59.9	60.4	60.7	61.9	60.3	61.1
Avg. Dist. to Rail [m]	5.2	0.3	0.5	1.3	0.5	0.6	2.0	3.0
Avg. Stride Freq. [Hz]	2.4	2.4	2.3	2.3	2.3	2.4	2.4	2.4
Avg. Stride Length [m]	6.6	7.1	7.1	7.2	7.2	7.1	7.1	7.2



- [ ] Ranking at each section and finish
- :-:- No data available at this section
- NA No data available

Horse/Jockey Name	Gratification/Fred Larson
Finish Rank	2
Fastest Section Time (Section)	0:11.88 (600-400)
Top Speed [km/h] (Section)	70.7 (200-0)
Race State	Finished



Ipswich QLD --Professional-2026-05-21

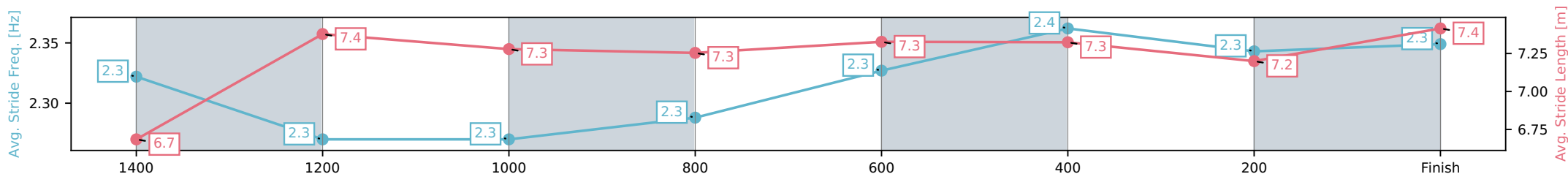
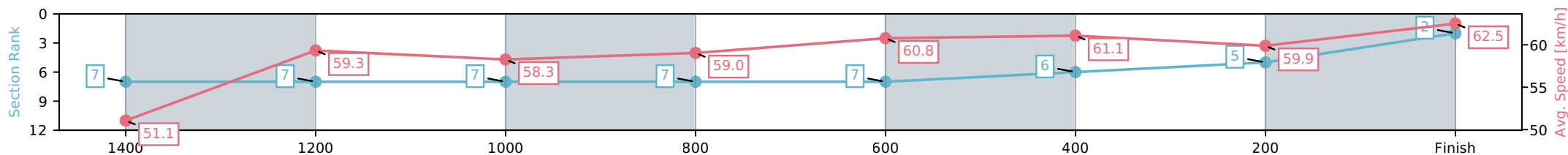
Race 3: TAB Maiden Plate - 1690m

21 May 2026 - 1:11PM

Track Rating: Heavy 9, Weather: Fine, Rail Position: +6.5m Entire Circuit



Section	L1690	L1400	L1200	L1000	L800	L600	L400	L200
Section Times	1:45.57 (0:20.73)	1:24.84 [7] (0:12.15)	1:12.69 [7] (0:12.49)	1:00.19 [7] (0:12.20)	0:47.99 [7] (0:11.92)	0:36.08 [7] (0:11.88)	0:24.19 [6] (0:12.16)	0:12.03 [5] (0:12.03)
Average Speed [km/h]	51.1	59.3	58.3	59.0	60.8	61.1	59.9	62.5
Top Speed [km/h]	60.5	60.7	59.8	60.3	62.1	62.4	61.1	70.7
Avg. Dist. to Rail [m]	5.3	0.7	2.1	0.8	1.7	2.1	4.1	6.4
Avg. Stride Freq. [Hz]	2.3	2.3	2.3	2.3	2.3	2.4	2.3	2.3
Avg. Stride Length [m]	6.7	7.4	7.3	7.3	7.3	7.3	7.2	7.4



- [ ] Ranking at each section and finish
- :-:- No data available at this section
- NA No data available

Horse/Jockey Name	Ablesheeba/Ben Thompson
Finish Rank	3
Fastest Section Time (Section)	0:11.95 (800-600)
Top Speed [km/h] (Section)	62.0 (600-400)
Race State	Finished



Ipswich QLD --Professional-2026-05-21

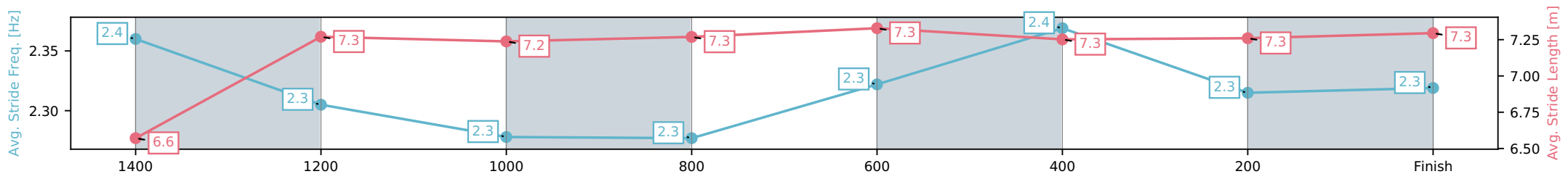
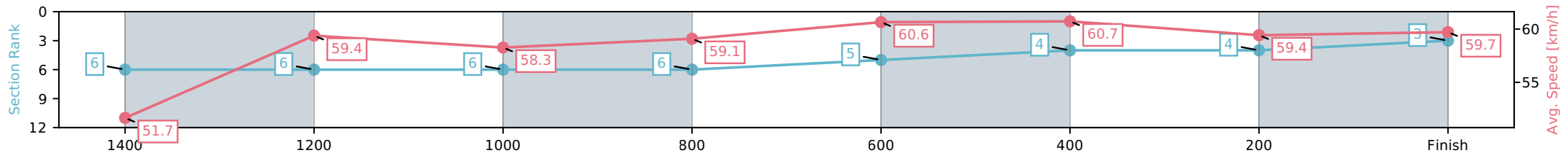
Race 3: TAB Maiden Plate - 1690m

21 May 2026 - 1:11PM

Track Rating: Heavy 9, Weather: Fine, Rail Position: +6.5m Entire Circuit



Section	L1690	L1400	L1200	L1000	L800	L600	L400	L200
Section Times	1:45.59 (0:20.48)	1:25.11 [6] (0:12.16)	1:12.95 [6] (0:12.46)	1:00.49 [6] (0:12.20)	0:48.29 [6] (0:11.95)	0:36.34 [5] (0:11.95)	0:24.39 [4] (0:12.27)	0:12.12 [4] (0:12.12)
Average Speed [km/h]	51.7	59.4	58.3	59.1	60.6	60.7	59.4	59.7
Top Speed [km/h]	59.8	60.5	59.8	60.4	61.7	62.0	60.0	60.9
Avg. Dist. to Rail [m]	3.7	0.6	2.2	0.8	1.7	2.2	4.6	6.3
Avg. Stride Freq. [Hz]	2.4	2.3	2.3	2.3	2.3	2.4	2.3	2.3
Avg. Stride Length [m]	6.6	7.3	7.2	7.3	7.3	7.3	7.3	7.3



[ ] Ranking at each section and finish  
 -:-:- No data available at this section  
 NA No data available

Horse/Jockey Name	Kalamia King/Julie Busuttin
Finish Rank	4
Fastest Section Time (Section)	0:12.01 (600-400)
Top Speed [km/h] (Section)	61.5 (600-400)
Race State	Finished



Ipswich QLD --Professional-2026-05-21

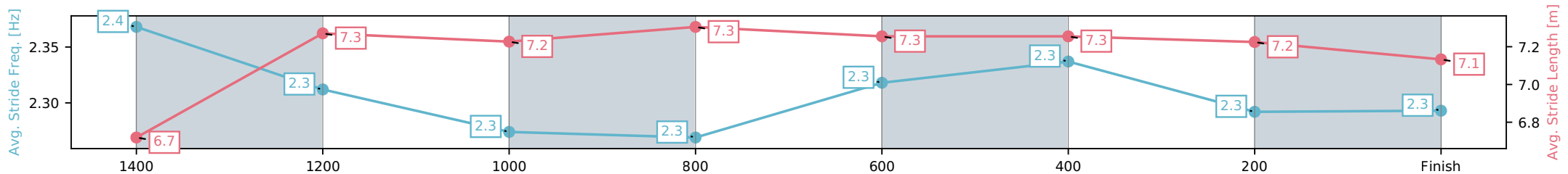
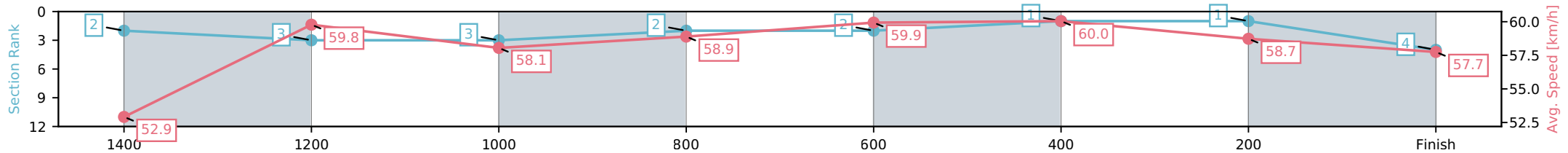
Race 3: TAB Maiden Plate - 1690m

21 May 2026 - 1:11PM

Track Rating: Heavy 9, Weather: Fine, Rail Position: +6.5m Entire Circuit



Section	L1690	L1400	L1200	L1000	L800	L600	L400	L200
Section Times	1:45.72 (0:19.98)	1:25.74 [2] (0:12.09)	1:13.65 [3] (0:12.46)	1:01.19 [3] (0:12.20)	0:48.99 [2] (0:12.02)	0:36.98 [2] (0:12.01)	0:24.96 [1] (0:12.34)	0:12.62 [1] (0:12.62)
Average Speed [km/h]	52.9	59.8	58.1	58.9	59.9	60.0	58.7	57.7
Top Speed [km/h]	61.3	61.3	59.6	60.0	61.3	61.5	59.8	58.9
Avg. Dist. to Rail [m]	4.5	0.7	1.4	0.8	0.3	0.5	2.5	1.5
Avg. Stride Freq. [Hz]	2.4	2.3	2.3	2.3	2.3	2.3	2.3	2.3
Avg. Stride Length [m]	6.7	7.3	7.2	7.3	7.3	7.3	7.2	7.1



[ ] Ranking at each section and finish  
 -:-:- No data available at this section  
 NA No data available

Horse/Jockey Name	La Gracia/Damien Boche
Finish Rank	5
Fastest Section Time (Section)	0:12.04 (600-400)
Top Speed [km/h] (Section)	61.7 (600-400)
Race State	Finished



Ipswich QLD --Professional-2026-05-21

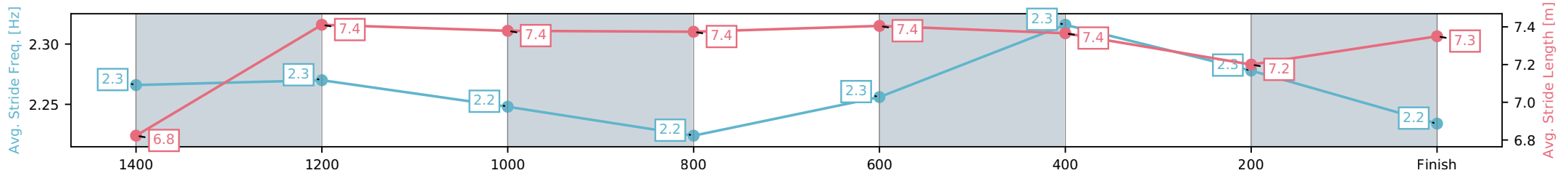
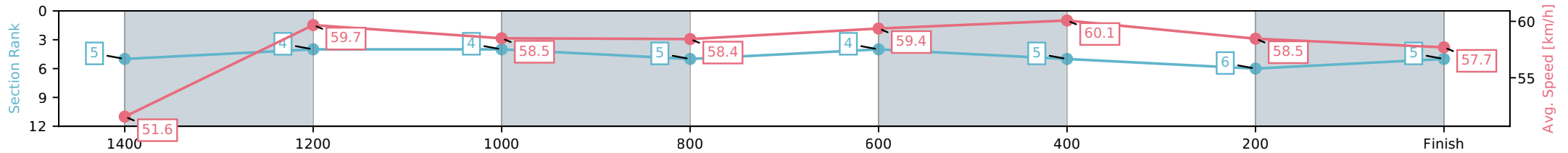
Race 3: TAB Maiden Plate - 1690m

21 May 2026 - 1:11PM

Track Rating: Heavy 9, Weather: Fine, Rail Position: +6.5m Entire Circuit



Section	L1690	L1400	L1200	L1000	L800	L600	L400	L200
Section Times	1:46.14 (0:20.48)	1:25.66 [5] (0:12.05)	1:13.62 [4] (0:12.33)	1:01.28 [4] (0:12.25)	0:49.04 [5] (0:12.14)	0:36.90 [4] (0:12.04)	0:24.85 [5] (0:12.48)	0:12.37 [6] (0:12.37)
Average Speed [km/h]	51.6	59.7	58.5	58.4	59.4	60.1	58.5	57.7
Top Speed [km/h]	61.1	60.0	59.8	58.7	60.9	61.7	58.9	59.0
Avg. Dist. to Rail [m]	3.0	0.5	0.5	1.5	0.4	1.3	4.9	6.1
Avg. Stride Freq. [Hz]	2.3	2.3	2.2	2.2	2.3	2.3	2.3	2.2
Avg. Stride Length [m]	6.8	7.4	7.4	7.4	7.4	7.4	7.2	7.3



[ ] Ranking at each section and finish  
 -:-:- No data available at this section  
 NA No data available

Horse/Jockey Name	Speegle/Chelsea Baker
Finish Rank	6
Fastest Section Time (Section)	0:12.00 (1400-1200)
Top Speed [km/h] (Section)	61.8 (1690 - 1400)
Race State	Finished



Ipswich QLD --Professional-2026-05-21

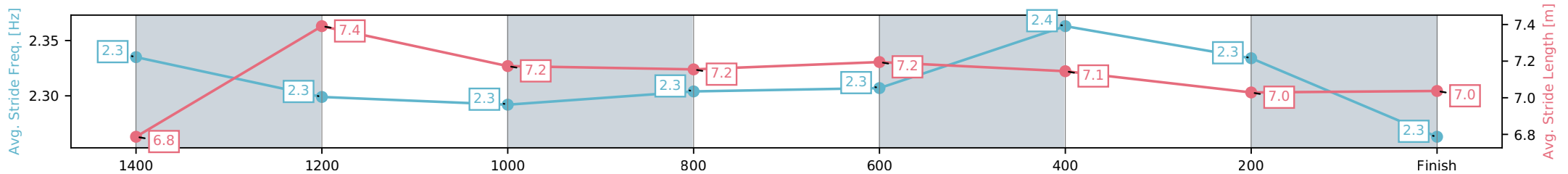
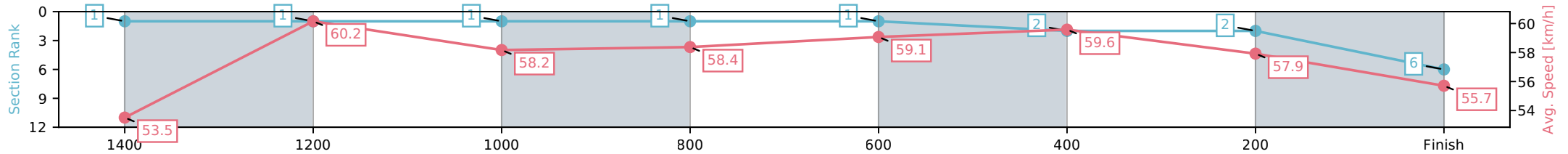
Race 3: TAB Maiden Plate - 1690m

21 May 2026 - 1:11PM

Track Rating: Heavy 9, Weather: Fine, Rail Position: +6.5m Entire Circuit



Section	L1690	L1400	L1200	L1000	L800	L600	L400	L200
Section Times	1:46.25 (0:19.77)	1:26.48 [1] (0:12.00)	1:14.48 [1] (0:12.48)	1:02.00 [1] (0:12.33)	0:49.66 [1] (0:12.15)	0:37.52 [1] (0:12.05)	0:25.46 [2] (0:12.43)	0:13.03 [2] (0:13.03)
Average Speed [km/h]	53.5	60.2	58.2	58.4	59.1	59.6	57.9	55.7
Top Speed [km/h]	61.8	60.8	59.2	59.1	61.0	61.2	59.3	57.3
Avg. Dist. to Rail [m]	3.5	0.5	2.2	0.9	0.9	0.8	0.9	0.8
Avg. Stride Freq. [Hz]	2.3	2.3	2.3	2.3	2.3	2.4	2.3	2.3
Avg. Stride Length [m]	6.8	7.4	7.2	7.2	7.2	7.1	7.0	7.0



[ ] Ranking at each section and finish  
 -:-:- No data available at this section  
 NA No data available

Horse/Jockey Name	Whatever You Think/Karl Zechner
Finish Rank	7
Fastest Section Time (Section)	0:12.10 (800-600)
Top Speed [km/h] (Section)	60.4 (800-600)
Race State	Finished



Ipswich QLD --Professional-2026-05-21

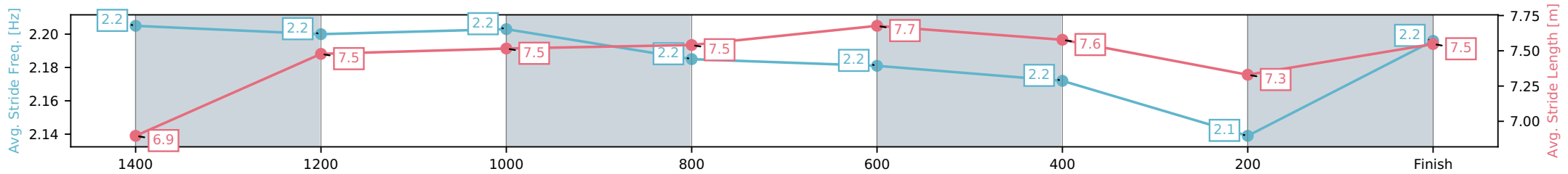
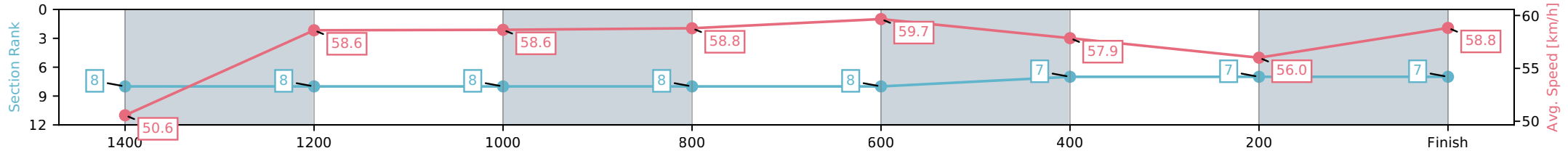
Race 3: TAB Maiden Plate - 1690m

21 May 2026 - 1:11PM

Track Rating: Heavy 9, Weather: Fine, Rail Position: +6.5m Entire Circuit



Section	L1690	L1400	L1200	L1000	L800	L600	L400	L200
Section Times	1:47.68 (0:20.94)	1:26.74 [8] (0:12.25)	1:14.50 [8] (0:12.33)	1:02.16 [8] (0:12.23)	0:49.93 [8] (0:12.10)	0:37.83 [8] (0:12.48)	0:25.35 [7] (0:12.94)	0:12.40 [7] (0:12.40)
Average Speed [km/h]	50.6	58.6	58.6	58.8	59.7	57.9	56.0	58.8
Top Speed [km/h]	58.6	59.4	60.0	60.1	60.4	60.4	57.8	59.7
Avg. Dist. to Rail [m]	2.4	0.4	1.1	0.6	0.6	1.2	2.0	1.9
Avg. Stride Freq. [Hz]	2.2	2.2	2.2	2.2	2.2	2.2	2.1	2.2
Avg. Stride Length [m]	6.9	7.5	7.5	7.5	7.7	7.6	7.3	7.5



[ ] Ranking at each section and finish  
 -:-:- No data available at this section  
 NA No data available

Horse/Jockey Name	Melancolie/Mark Du Plessis
Finish Rank	8
Fastest Section Time (Section)	0:12.16 (800-600)
Top Speed [km/h] (Section)	61.3 (600-400)
Race State	Finished



Ipswich QLD --Professional-2026-05-21

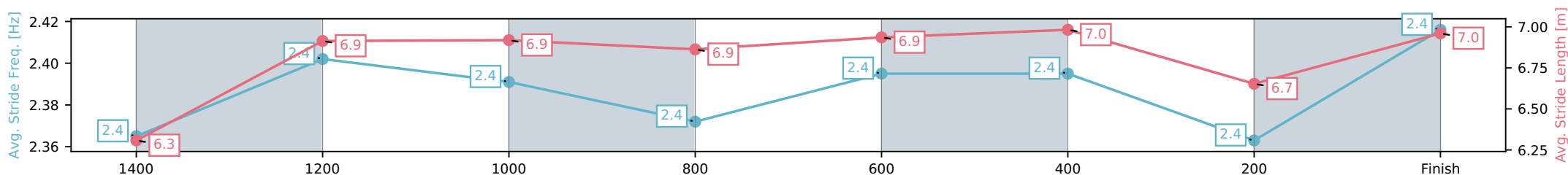
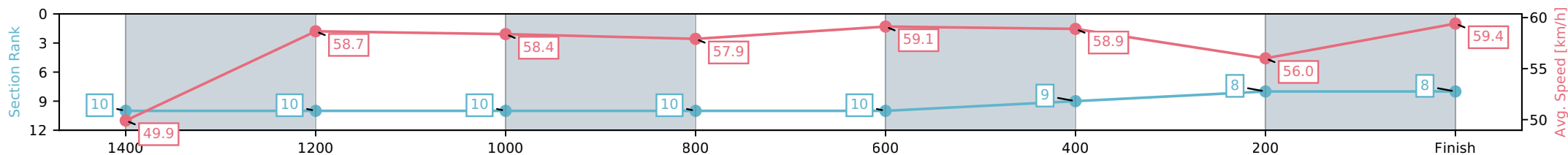
Race 3: TAB Maiden Plate - 1690m

21 May 2026 - 1:11PM

Track Rating: Heavy 9, Weather: Fine, Rail Position: +6.5m Entire Circuit



Section	L1690	L1400	L1200	L1000	L800	L600	L400	L200
Section Times	1:47.80 (0:21.21)	1:26.59 [10] (0:12.24)	1:14.35 [10] (0:12.41)	1:01.95 [10] (0:12.38)	0:49.56 [10] (0:12.16)	0:37.40 [10] (0:12.23)	0:25.18 [9] (0:12.97)	0:12.21 [8] (0:12.21)
Average Speed [km/h]	49.9	58.7	58.4	57.9	59.1	58.9	56.0	59.4
Top Speed [km/h]	59.2	59.1	60.1	59.2	60.2	61.3	58.8	60.8
Avg. Dist. to Rail [m]	3.6	0.4	1.1	0.9	0.4	0.8	3.4	4.2
Avg. Stride Freq. [Hz]	2.4	2.4	2.4	2.4	2.4	2.4	2.4	2.4
Avg. Stride Length [m]	6.3	6.9	6.9	6.9	6.9	7.0	6.7	7.0



- [ ] Ranking at each section and finish
- :-:- No data available at this section
- NA No data available

Horse/Jockey Name	Burn Bobby Burn/Nozi Tomizawa
Finish Rank	9
Fastest Section Time (Section)	0:12.18 (1400-1200)
Top Speed [km/h] (Section)	60.5 (1200-1000)
Race State	Finished



Ipswich QLD --Professional-2026-05-21

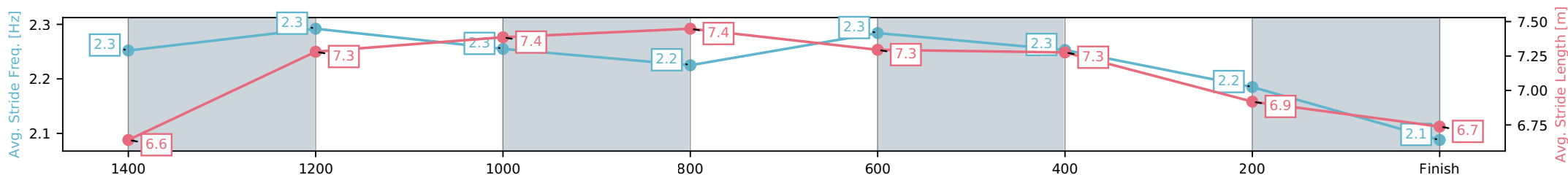
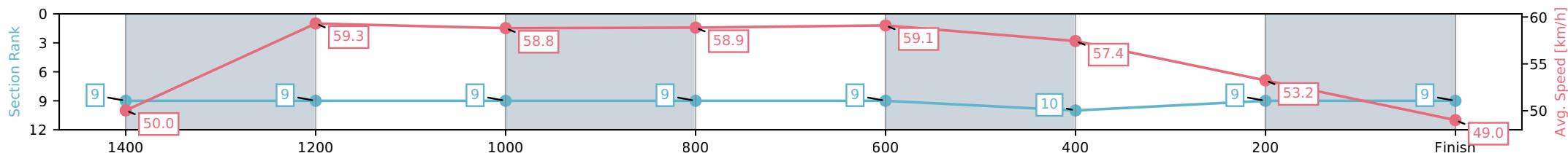
Race 3: TAB Maiden Plate - 1690m

21 May 2026 - 1:11PM

Track Rating: Heavy 9, Weather: Fine, Rail Position: +6.5m Entire Circuit



Section	L1690	L1400	L1200	L1000	L800	L600	L400	L200
Section Times	1:51.24 (0:21.16)	1:30.08 [9] (0:12.18)	1:17.90 [9] (0:12.35)	1:05.55 [9] (0:12.23)	0:53.32 [9] (0:12.25)	0:41.07 [9] (0:12.59)	0:28.48 [10] (0:13.66)	0:14.82 [9] (0:14.82)
Average Speed [km/h]	50.0	59.3	58.8	58.9	59.1	57.4	53.2	49.0
Top Speed [km/h]	59.5	60.4	60.5	59.7	59.9	60.0	54.8	52.1
Avg. Dist. to Rail [m]	6.4	0.7	2.2	0.9	1.3	1.0	3.5	3.3
Avg. Stride Freq. [Hz]	2.3	2.3	2.3	2.2	2.3	2.3	2.2	2.1
Avg. Stride Length [m]	6.6	7.3	7.4	7.4	7.3	7.3	6.9	6.7



- [ ] Ranking at each section and finish
- :-:- No data available at this section
- NA No data available

Horse/Jockey Name	Sorutal/Aidan Keeley
Finish Rank	10
Fastest Section Time (Section)	0:11.93 (1400-1200)
Top Speed [km/h] (Section)	62.9 (1690 - 1400)
Race State	Finished



Ipswich QLD --Professional-2026-05-21

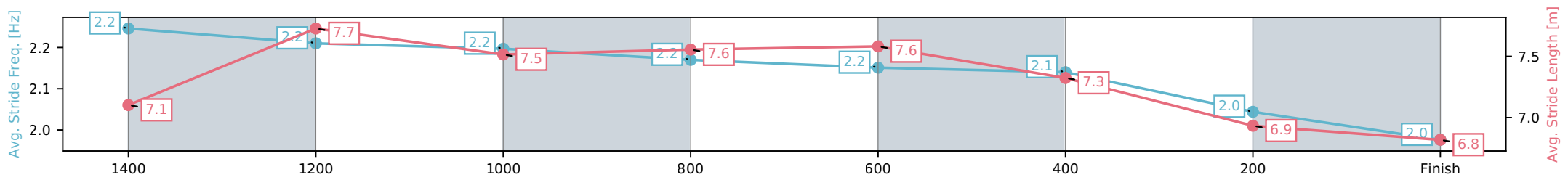
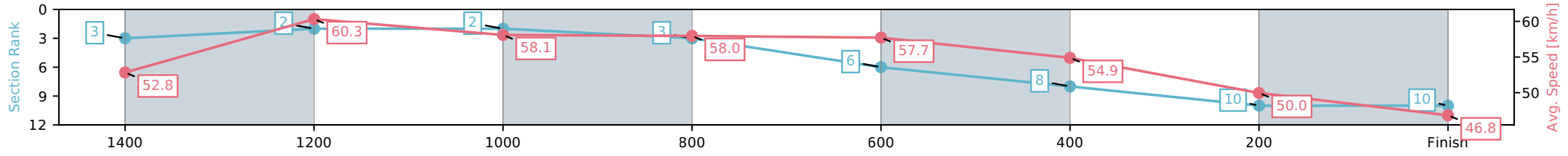
Race 3: TAB Maiden Plate - 1690m

21 May 2026 - 1:11PM

Track Rating: Heavy 9, Weather: Fine, Rail Position: +6.5m Entire Circuit



Section	L1690	L1400	L1200	L1000	L800	L600	L400	L200
Section Times	1:52.39 (0:20.03)	1:32.36 [3] (0:11.93)	1:20.44 [2] (0:12.44)	1:08.00 [2] (0:12.41)	0:55.59 [3] (0:12.50)	0:43.09 [6] (0:13.11)	0:29.99 [8] (0:14.45)	0:15.54 [10] (0:15.54)
Average Speed [km/h]	52.8	60.3	58.1	58.0	57.7	54.9	50.0	46.8
Top Speed [km/h]	62.9	60.8	59.9	58.4	58.2	56.9	52.8	48.7
Avg. Dist. to Rail [m]	1.9	0.3	1.3	0.6	0.3	0.3	1.4	1.9
Avg. Stride Freq. [Hz]	2.2	2.2	2.2	2.2	2.2	2.1	2.0	2.0
Avg. Stride Length [m]	7.1	7.7	7.5	7.6	7.6	7.3	6.9	6.8



[ ] Ranking at each section and finish  
 -:-:- No data available at this section  
 NA No data available



# Ipswich QLD

Race 4: FERTPRO QTIS Three-Year-Old Maiden Plate - 1690m

21 May 2026 - 1:49PM

Track Rating: Heavy 9, Weather: Fine, Rail Position: +6.5m Entire Circuit



Field Times (Race Tempo)      1:45.86 (0:19.49)      1:26.37 (0:12.06)      1:14.31 (0:12.47)      1:01.84 (0:12.52)      0:49.33 (0:12.32)      0:37.01 (0:12.41)      0:24.59 (0:12.23)      0:12.37 (0:12.37)

Rank	TAB#	Horse	Overall Time	First 400m	Top Speed km/h (Section)	L1690	L1400	L1200	L1000	L800	L600	L400	L200
	(BAR#)	Jockey	Margin (DT-W)	Last 600m	Fastest Section (Time)	Start - 1400	1400 - 1200	1200 - 1000	1000 - 800	800 - 600	600 - 400	400 - 200	200 - Finish
1	2	Bon Vader	1:45.86	0:26.19	63.8 (1690 - 1400)	1:45.86	1:26.19 [2]	1:14.18 [2]	1:01.53 [2]	0:48.89 [2]	0:36.49 [2]	0:24.30 [2]	0:12.24 [2]
	(3)	Ryan Maloney		0:36.49	1400-1200 (0:12.02)	(0:19.67)	(0:12.02)	(0:12.64)	(0:12.64)	(0:12.40)	(0:12.20)	(0:12.05)	(0:12.24)
2	9	Under Arrest	1:45.99	0:26.04	65.0 (1690 - 1400)	1:45.99	1:26.50 [1]	1:14.44 [1]	1:01.98 [1]	0:49.46 [1]	0:37.14 [1]	0:24.72 [1]	0:12.50 [1]
	(6)	Taylor Marshall	0.8L (-1)	0:37.15	1400-1200 (0:12.06)	(0:19.49)	(0:12.06)	(0:12.47)	(0:12.52)	(0:12.32)	(0:12.42)	(0:12.23)	(0:12.50)
3	16	Paradise As Usual	1:46.72	0:27.08	62.0 (1400-1200)	1:46.72	1:26.07 [8]	1:14.20 [6]	1:01.71 [5]	0:49.21 [5]	0:36.96 [5]	0:24.53 [7]	0:12.34 [5]
	(9)	Ben Thompson	5.0L (+5)	0:36.95	1400-1200 (0:11.86)	(0:20.65)	(0:11.86)	(0:12.49)	(0:12.51)	(0:12.25)	(0:12.43)	(0:12.18)	(0:12.34)
4	13	Dust Cloud	1:46.83	0:26.55	62.9 (1690 - 1400)	1:46.83	1:27.02 [3]	1:14.68 [3]	1:02.04 [4]	0:49.51 [4]	0:37.30 [3]	0:25.00 [3]	0:12.66 [3]
	(7)	Daniel Moor	5.7L (+5)	0:37.31	800-600 (0:12.20)	(0:19.81)	(0:12.34)	(0:12.64)	(0:12.53)	(0:12.20)	(0:12.31)	(0:12.34)	(0:12.66)
5	12	She Can Soar	1:46.83	0:26.77	61.7 (1690 - 1400)	1:46.83	1:26.78 [5]	1:14.47 [5]	1:01.79 [6]	0:49.28 [6]	0:37.02 [6]	0:24.88 [5]	0:12.55 [4]
	(2)	Mark Du Plessis	5.7L (+6)	0:37.02	600-400 (0:12.14)	(0:20.05)	(0:12.31)	(0:12.68)	(0:12.51)	(0:12.26)	(0:12.14)	(0:12.33)	(0:12.55)
6	5	Hopeful Cause	1:47.42	0:27.08	61.3 (1690 - 1400)	1:47.42	1:27.01 [6]	1:14.79 [7]	1:02.05 [7]	0:49.58 [8]	0:37.30 [8]	0:24.99 [8]	0:12.53 [8]
	(4)	Michael Murphy	9.2L (+2)	0:37.30	1400-1200 (0:12.22)	(0:20.41)	(0:12.22)	(0:12.74)	(0:12.48)	(0:12.28)	(0:12.31)	(0:12.46)	(0:12.53)
7	11	Five Of Us	1:47.43	0:27.10	61.9 (1000-800)	1:47.43	1:26.87 [7]	1:14.76 [8]	1:01.93 [8]	0:49.68 [7]	0:37.42 [7]	0:25.26 [6]	0:12.99 [6]
	(5)	Georgina Cartwright	9.2L (+5)	0:37.42	1400-1200 (0:12.11)	(0:20.56)	(0:12.11)	(0:12.83)	(0:12.24)	(0:12.26)	(0:12.16)	(0:12.27)	(0:12.99)
8	18	Coccinella	1:47.95	0:26.64	62.4 (1690 - 1400)	1:47.95	1:27.90 [4]	1:15.78 [4]	1:03.17 [3]	0:50.66 [3]	0:38.35 [4]	0:26.04 [4]	0:13.48 [7]
	(1)	Benjamin Osmond	12.3L (+2)	0:38.36	1400-1200 (0:12.12)	(0:20.05)	(0:12.12)	(0:12.61)	(0:12.51)	(0:12.31)	(0:12.31)	(0:12.57)	(0:13.48)

Scratched: Ablesheeba (#1), Boomtown Laddie (#3), Boss Logic (#4), I Say I Say (#6), Over The Louvre (#7), Secret Fenkel (#8), Bomb Perignon (#10), Justa Barty (#14), Leica Lemon (#15), Astern Powers (#17), Wedding Vow (#19)

Report Created: Thu 21 May 2026

(Note: Races are conducted over an approximate distance as close as possible to the advertised distance, and recorded data may vary accordingly. Official times refer to race times only and do not include handicap times.)

[ ] Position in running at each section and finish      TAB# Saddle cloth number  
 -:-:- No data available at this section      BAR# Barrier/Gate Position  
 NA No data available      DNF Did not finish  
 DNT Did not track      DT-W Distance travelled compared to winner in metres

Fastest split  
 Fastest section



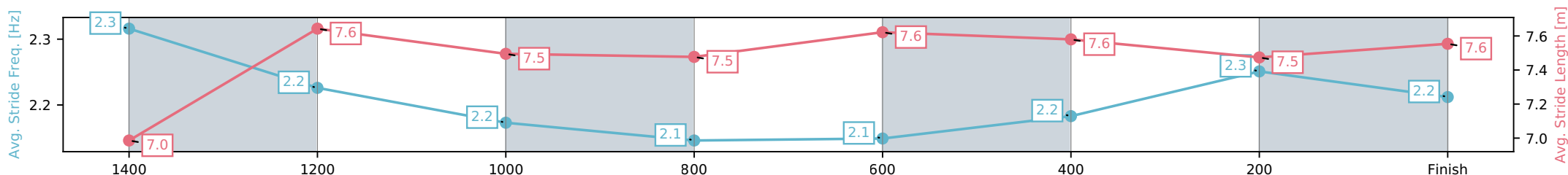
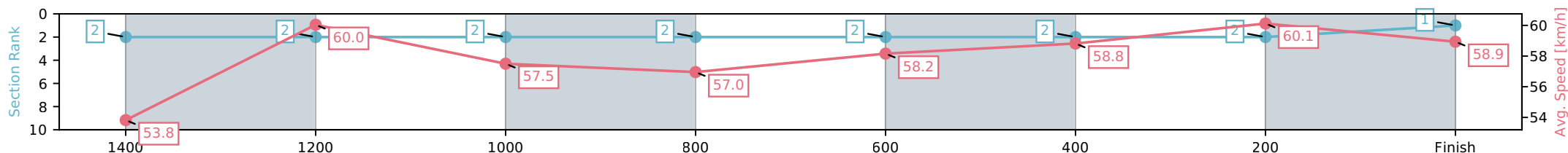
Horse/Jockey Name	Bon Vader/Ryan Maloney
Finish Rank	1
Fastest Section Time (Section)	0:12.02 (1400-1200)
Top Speed [km/h] (Section)	63.8 (1690 - 1400)
Race State	Finished



Ipswich QLD --Professional-2026-05-21  
 Race 4: FERTPRO QTIS Three-Year-Old Maiden Plate - 1690m  
 21 May 2026 - 1:49PM  
 Track Rating: Heavy 9, Weather: Fine, Rail Position: +6.5m Entire Circuit



Section	L1690	L1400	L1200	L1000	L800	L600	L400	L200
Section Times	1:45.86 (0:19.67)	1:26.19 [2] (0:12.02)	1:14.18 [2] (0:12.64)	1:01.53 [2] (0:12.64)	0:48.89 [2] (0:12.40)	0:36.49 [2] (0:12.20)	0:24.30 [2] (0:12.05)	0:12.24 [2] (0:12.24)
Average Speed [km/h]	53.8	60.0	57.5	57.0	58.2	58.8	60.1	58.9
Top Speed [km/h]	63.8	61.4	58.5	57.6	58.6	59.5	61.2	60.7
Avg. Dist. to Rail [m]	3.0	0.5	2.5	0.7	0.3	0.4	2.3	2.7
Avg. Stride Freq. [Hz]	2.3	2.2	2.2	2.1	2.1	2.2	2.3	2.2
Avg. Stride Length [m]	7.0	7.6	7.5	7.5	7.6	7.6	7.5	7.6



[ ] Ranking at each section and finish  
 -:-:- No data available at this section  
 NA No data available

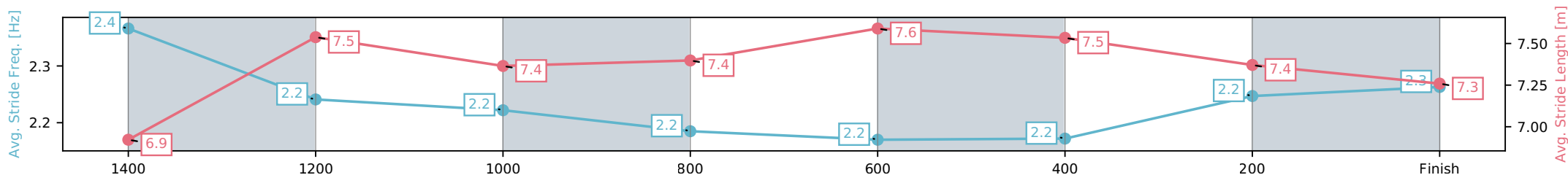
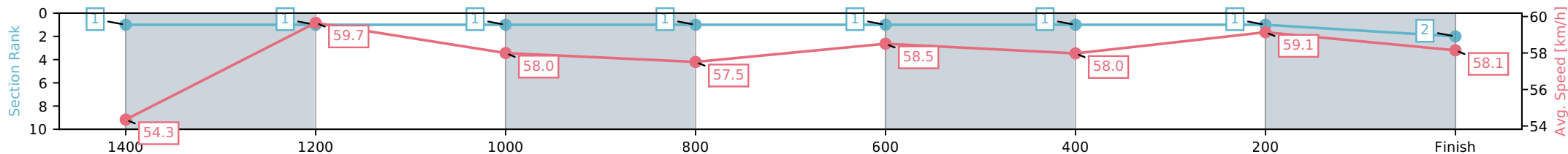
Horse/Jockey Name	Under Arrest/Taylor Marshall
Finish Rank	2
Fastest Section Time (Section)	0:12.06 (1400-1200)
Top Speed [km/h] (Section)	65.0 (1690 - 1400)
Race State	Finished



Ipswich QLD --Professional-2026-05-21  
 Race 4: FERTPRO QTIS Three-Year-Old Maiden Plate - 1690m  
 21 May 2026 - 1:49PM  
 Track Rating: Heavy 9, Weather: Fine, Rail Position: +6.5m Entire Circuit



Section	L1690	L1400	L1200	L1000	L800	L600	L400	L200
Section Times	1:45.99 (0:19.49)	1:26.50 [1] (0:12.06)	1:14.44 [1] (0:12.47)	1:01.98 [1] (0:12.52)	0:49.46 [1] (0:12.32)	0:37.14 [1] (0:12.42)	0:24.72 [1] (0:12.23)	0:12.50 [1] (0:12.50)
Average Speed [km/h]	54.3	59.7	58.0	57.5	58.5	58.0	59.1	58.1
Top Speed [km/h]	65.0	62.6	60.2	58.3	58.7	58.3	59.9	59.5
Avg. Dist. to Rail [m]	5.0	0.4	1.3	0.5	0.4	0.3	1.8	1.2
Avg. Stride Freq. [Hz]	2.4	2.2	2.2	2.2	2.2	2.2	2.2	2.3
Avg. Stride Length [m]	6.9	7.5	7.4	7.4	7.6	7.5	7.4	7.3



[ ] Ranking at each section and finish  
 -:-:- No data available at this section  
 NA No data available

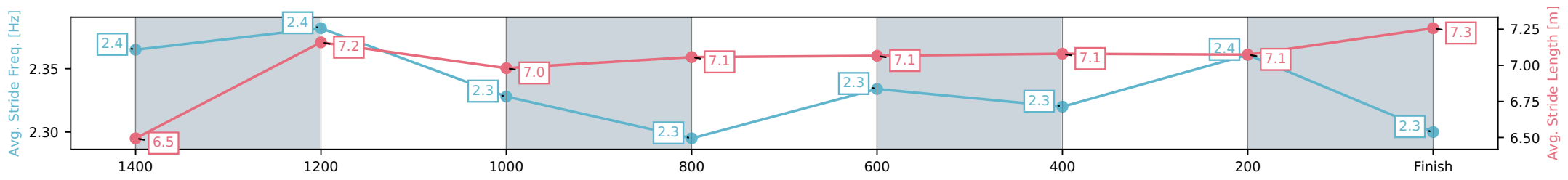
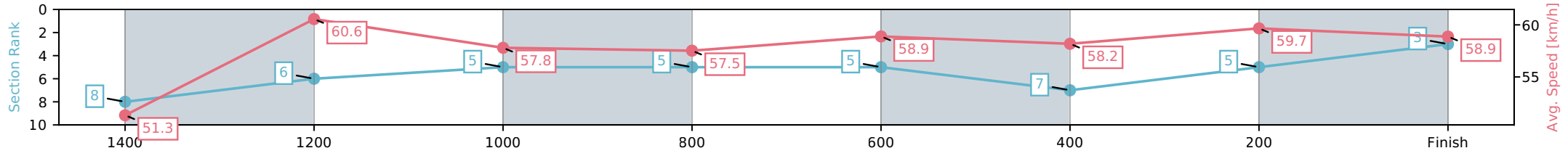
Horse/Jockey Name	Paradise As Usual/Ben Thompson
Finish Rank	3
Fastest Section Time (Section)	0:11.86 (1400-1200)
Top Speed [km/h] (Section)	62.0 (1400-1200)
Race State	Finished



Ipswich QLD --Professional-2026-05-21  
 Race 4: FERTPRO QTIS Three-Year-Old Maiden Plate - 1690m  
 21 May 2026 - 1:49PM  
 Track Rating: Heavy 9, Weather: Fine, Rail Position: +6.5m Entire Circuit



Section	L1690	L1400	L1200	L1000	L800	L600	L400	L200
Section Times	1:46.72 (0:20.65)	1:26.07 [8] (0:11.86)	1:14.20 [6] (0:12.49)	1:01.71 [5] (0:12.51)	0:49.21 [5] (0:12.25)	0:36.96 [5] (0:12.43)	0:24.53 [7] (0:12.18)	0:12.34 [5] (0:12.34)
Average Speed [km/h]	51.3	60.6	57.8	57.5	58.9	58.2	59.7	58.9
Top Speed [km/h]	61.4	62.0	58.5	58.0	60.1	59.5	60.6	60.3
Avg. Dist. to Rail [m]	5.5	0.5	0.9	0.6	0.4	1.2	3.0	1.7
Avg. Stride Freq. [Hz]	2.4	2.4	2.3	2.3	2.3	2.3	2.4	2.3
Avg. Stride Length [m]	6.5	7.2	7.0	7.1	7.1	7.1	7.1	7.3



[ ] Ranking at each section and finish  
 -:-:- No data available at this section  
 NA No data available



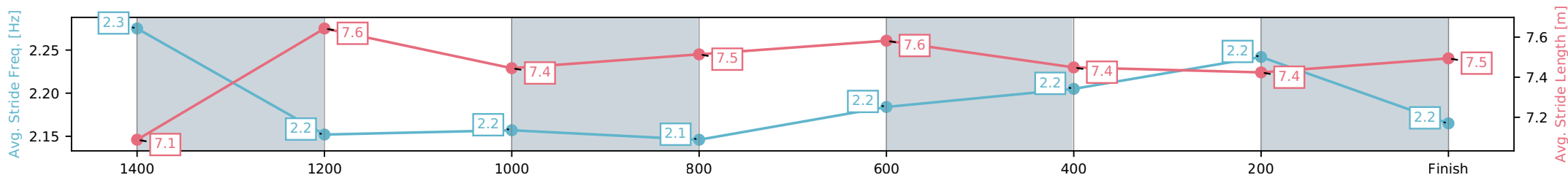
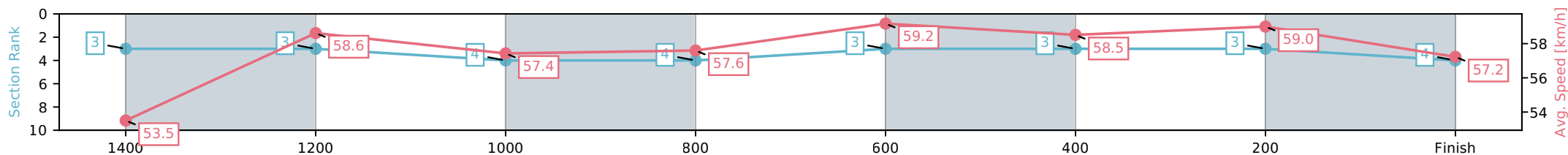
Horse/Jockey Name	Dust Cloud/Daniel Moor
Finish Rank	4
Fastest Section Time (Section)	0:12.20 (800-600)
Top Speed [km/h] (Section)	62.9 (1690 - 1400)
Race State	Finished



Ipswich QLD --Professional-2026-05-21  
 Race 4: FERTPRO QTIS Three-Year-Old Maiden Plate - 1690m  
 21 May 2026 - 1:49PM  
 Track Rating: Heavy 9, Weather: Fine, Rail Position: +6.5m Entire Circuit



Section	L1690	L1400	L1200	L1000	L800	L600	L400	L200
Section Times	1:46.83 (0:19.81)	1:27.02 [3] (0:12.34)	1:14.68 [3] (0:12.64)	1:02.04 [4] (0:12.53)	0:49.51 [4] (0:12.20)	0:37.30 [3] (0:12.31)	0:25.00 [3] (0:12.34)	0:12.66 [3] (0:12.66)
Average Speed [km/h]	53.5	58.6	57.4	57.6	59.2	58.5	59.0	57.2
Top Speed [km/h]	62.9	59.7	57.8	57.9	60.1	59.5	59.7	58.8
Avg. Dist. to Rail [m]	6.1	0.8	2.4	0.9	0.8	0.5	3.3	3.3
Avg. Stride Freq. [Hz]	2.3	2.2	2.2	2.1	2.2	2.2	2.2	2.2
Avg. Stride Length [m]	7.1	7.6	7.4	7.5	7.6	7.4	7.4	7.5



[ ] Ranking at each section and finish  
 -:-:- No data available at this section  
 NA No data available

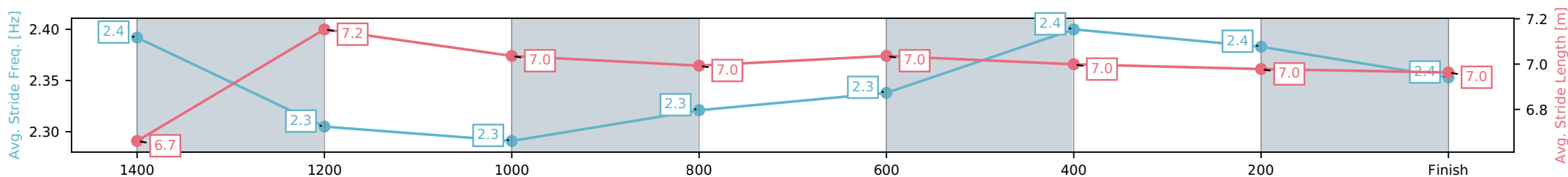
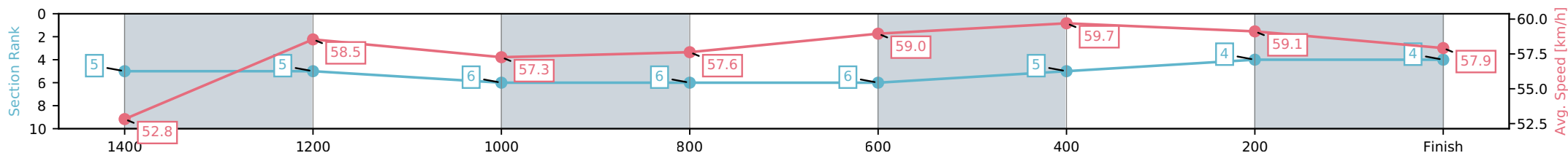
Horse/Jockey Name	She Can Soar/Mark Du Plessis
Finish Rank	5
Fastest Section Time (Section)	0:12.14 (600-400)
Top Speed [km/h] (Section)	61.7 (1690 - 1400)
Race State	Finished



Ipswich QLD --Professional-2026-05-21  
 Race 4: FERTPRO QTIS Three-Year-Old Maiden Plate - 1690m  
 21 May 2026 - 1:49PM  
 Track Rating: Heavy 9, Weather: Fine, Rail Position: +6.5m Entire Circuit



Section	L1690	L1400	L1200	L1000	L800	L600	L400	L200
Section Times	1:46.83 (0:20.05)	1:26.78 [5] (0:12.31)	1:14.47 [5] (0:12.68)	1:01.79 [6] (0:12.51)	0:49.28 [6] (0:12.26)	0:37.02 [6] (0:12.14)	0:24.88 [5] (0:12.33)	0:12.55 [4] (0:12.55)
Average Speed [km/h]	52.8	58.5	57.3	57.6	59.0	59.7	59.1	57.9
Top Speed [km/h]	61.7	59.5	58.1	58.0	60.8	60.5	60.3	59.1
Avg. Dist. to Rail [m]	2.3	0.5	2.2	0.8	1.2	1.7	4.2	4.7
Avg. Stride Freq. [Hz]	2.4	2.3	2.3	2.3	2.3	2.4	2.4	2.4
Avg. Stride Length [m]	6.7	7.2	7.0	7.0	7.0	7.0	7.0	7.0



[ ] Ranking at each section and finish  
 -:-:- No data available at this section  
 NA No data available

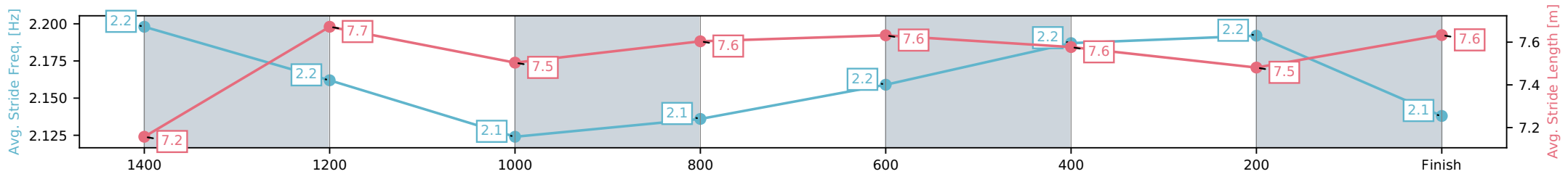
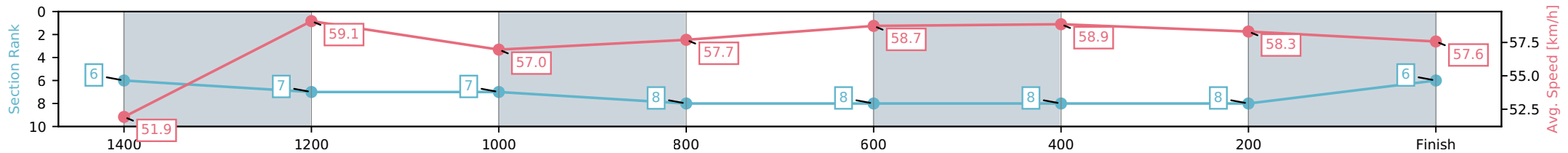
Horse/Jockey Name	Hopeful Cause/Michael Murphy
Finish Rank	6
Fastest Section Time (Section)	0:12.22 (1400-1200)
Top Speed [km/h] (Section)	61.3 (1690 - 1400)
Race State	Finished



Ipswich QLD --Professional-2026-05-21  
 Race 4: FERTPRO QTIS Three-Year-Old Maiden Plate - 1690m  
 21 May 2026 - 1:49PM  
 Track Rating: Heavy 9, Weather: Fine, Rail Position: +6.5m Entire Circuit



Section	L1690	L1400	L1200	L1000	L800	L600	L400	L200
Section Times	1:47.42 (0:20.41)	1:27.01 [6] (0:12.22)	1:14.79 [7] (0:12.74)	1:02.05 [7] (0:12.48)	0:49.58 [8] (0:12.28)	0:37.30 [8] (0:12.31)	0:24.99 [8] (0:12.46)	0:12.53 [8] (0:12.53)
Average Speed [km/h]	51.9	59.1	57.0	57.7	58.7	58.9	58.3	57.6
Top Speed [km/h]	61.3	60.4	58.3	58.4	59.8	60.1	59.1	59.2
Avg. Dist. to Rail [m]	3.4	0.7	2.0	0.7	0.4	1.5	2.8	1.4
Avg. Stride Freq. [Hz]	2.2	2.2	2.1	2.1	2.2	2.2	2.2	2.1
Avg. Stride Length [m]	7.2	7.7	7.5	7.6	7.6	7.6	7.5	7.6



[ ] Ranking at each section and finish  
 -:-:- No data available at this section  
 NA No data available

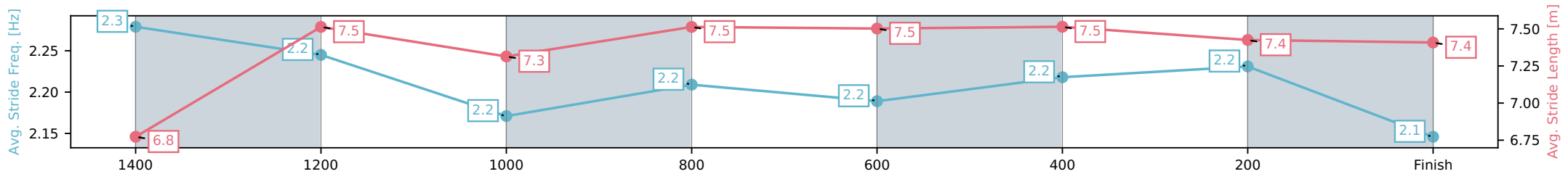
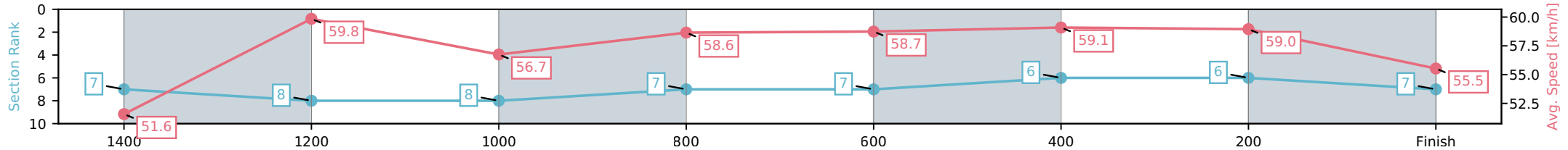
Horse/Jockey Name	Five Of Us/Georgina Cartwright
Finish Rank	7
Fastest Section Time (Section)	0:12.11 (1400-1200)
Top Speed [km/h] (Section)	61.9 (1000-800)
Race State	Finished



Ipswich QLD --Professional-2026-05-21  
 Race 4: FERTPRO QTIS Three-Year-Old Maiden Plate - 1690m  
 21 May 2026 - 1:49PM  
 Track Rating: Heavy 9, Weather: Fine, Rail Position: +6.5m Entire Circuit



Section	L1690	L1400	L1200	L1000	L800	L600	L400	L200
Section Times	1:47.43 (0:20.56)	1:26.87 [7] (0:12.11)	1:14.76 [8] (0:12.83)	1:01.93 [8] (0:12.24)	0:49.68 [7] (0:12.26)	0:37.42 [7] (0:12.16)	0:25.26 [6] (0:12.27)	0:12.99 [6] (0:12.99)
Average Speed [km/h]	51.6	59.8	56.7	58.6	58.7	59.1	59.0	55.5
Top Speed [km/h]	59.7	61.3	61.5	61.9	60.9	60.3	59.5	59.5
Avg. Dist. to Rail [m]	4.4	1.7	2.5	0.5	0.3	0.5	1.5	0.4
Avg. Stride Freq. [Hz]	2.3	2.2	2.2	2.2	2.2	2.2	2.2	2.1
Avg. Stride Length [m]	6.8	7.5	7.3	7.5	7.5	7.5	7.4	7.4



[ ] Ranking at each section and finish  
 -:-:- No data available at this section  
 NA No data available

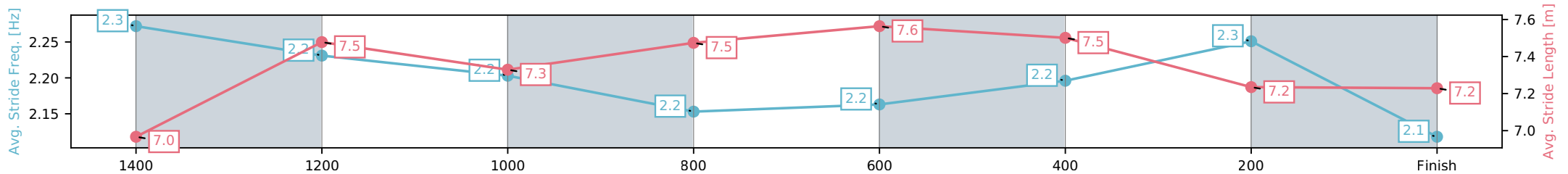
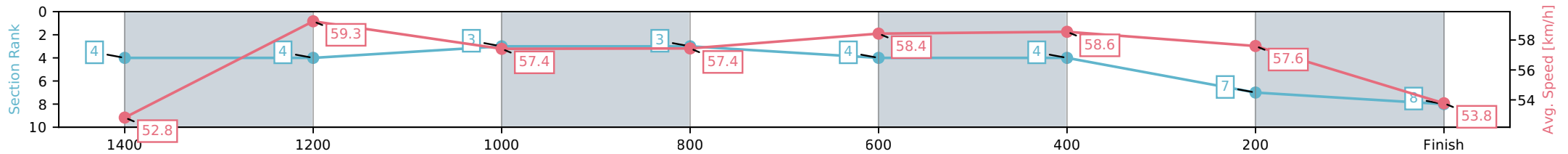
Horse/Jockey Name	Coccinella/Benjamin Osmond
Finish Rank	8
Fastest Section Time (Section)	0:12.12 (1400-1200)
Top Speed [km/h] (Section)	62.4 (1690 - 1400)
Race State	Finished



Ipswich QLD --Professional-2026-05-21  
 Race 4: FERTPRO QTIS Three-Year-Old Maiden Plate - 1690m  
 21 May 2026 - 1:49PM  
 Track Rating: Heavy 9, Weather: Fine, Rail Position: +6.5m Entire Circuit



Section	L1690	L1400	L1200	L1000	L800	L600	L400	L200
Section Times	1:47.95 (0:20.05)	1:27.90 [4] (0:12.12)	1:15.78 [4] (0:12.61)	1:03.17 [3] (0:12.51)	0:50.66 [3] (0:12.31)	0:38.35 [4] (0:12.31)	0:26.04 [4] (0:12.57)	0:13.48 [7] (0:13.48)
Average Speed [km/h]	52.8	59.3	57.4	57.4	58.4	58.6	57.6	53.8
Top Speed [km/h]	62.4	60.9	58.0	57.7	59.3	59.0	58.5	56.8
Avg. Dist. to Rail [m]	1.7	0.5	1.1	0.6	0.3	0.4	1.8	0.4
Avg. Stride Freq. [Hz]	2.3	2.2	2.2	2.2	2.2	2.2	2.3	2.1
Avg. Stride Length [m]	7.0	7.5	7.3	7.5	7.6	7.5	7.2	7.2



[ ] Ranking at each section and finish  
 -:-:- No data available at this section  
 NA No data available



# Ipswich QLD

Race 5: SACRED ELIXIR QTIS Two-Year-Old Handicap - 1350m

21 May 2026 - 2:25PM

Track Rating: Heavy 9, Weather: Fine, Rail Position: +6.5m Entire Circuit



Field Times (Race Tempo)      1:22.58 (0:11.32)    1:11.26 (0:11.08)    1:00.18 (0:11.43)    0:48.75 (0:11.71)    0:37.04 (0:12.20)    0:24.84 (0:12.15)    0:12.69 (0:12.69)

Rank	TAB#	Horse	Overall Time	First 400m	Top Speed km/h (Section)	L1350	L1200	L1000	L800	L600	L400	L200	
	(BAR#)	Jockey	Margin (DT-W)	Last 600m	Fastest Section (Time)	Start - 1200	1200 - 1000	1000 - 800	800 - 600	600 - 400	400 - 200	200 - Finish	
1	5	Macedon Mission	1:22.58	0:25.56	66.0 (1200-1000)	1:22.58	1:11.07 [4]	0:59.91 [5]	0:48.13 [6]	0:36.47 [5]	0:24.67 [3]	0:12.64 [2]	
	(2)	Jaden Lloyd		0:36.46	1200-1000 (0:11.16)	(0:11.51)	(0:11.16)	(0:11.78)	(0:11.66)	(0:11.79)	(0:12.03)	(0:12.64)	
2	9	Saxon Spirit	1:22.78	0:25.72	65.2 (1200-1000)	1:22.78	1:11.09 [7]	0:59.90 [7]	0:48.21 [7]	0:36.49 [7]	0:24.61 [6]	0:12.36 [5]	
	(8)	Cejay Graham	1.1L (+0)	0:36.49	1200-1000 (0:11.19)	(0:11.69)	(0:11.19)	(0:11.69)	(0:11.72)	(0:11.88)	(0:12.25)	(0:12.36)	
3	6	Alto Luna	1:22.78	0:25.47	65.7 (1200-1000)	1:22.78	1:11.26 [5]	1:00.15 [4]	0:48.64 [4]	0:36.82 [4]	0:24.80 [4]	0:12.60 [3]	
	(1)	Ashley Butler	1.2L (+5)	0:36.82	1200-1000 (0:11.11)	(0:11.52)	(0:11.11)	(0:11.51)	(0:11.82)	(0:12.02)	(0:12.20)	(0:12.60)	
4	3	Hell Or Heaven	1:22.93	0:25.29	66.9 (1200-1000)	1:22.93	1:11.57 [2]	1:00.53 [1]	0:48.95 [3]	0:37.21 [2]	0:25.19 [1]	0:13.04 [1]	
	(7)	Kyle Wilson-Taylor	2.0L (+1)	0:37.21	1200-1000 (0:11.04)	(0:11.36)	(0:11.04)	(0:11.58)	(0:11.74)	(0:12.02)	(0:12.15)	(0:13.04)	
5	8	Steventown	1:23.05	0:25.88	65.5 (1200-1000)	1:23.05	1:11.17 [8]	0:59.99 [8]	0:48.27 [8]	0:36.55 [8]	0:24.61 [8]	0:12.44 [7]	
	(6)	Mark Du Plessis	2.8L (-1)	0:36.55	1200-1000 (0:11.18)	(0:11.88)	(0:11.18)	(0:11.72)	(0:11.71)	(0:11.94)	(0:12.17)	(0:12.44)	
6	2	Sling	1:23.25	0:25.37	64.9 (1200-1000)	1:23.25	1:11.88 [3]	1:00.69 [3]	0:49.42 [1]	0:37.71 [1]	0:25.49 [2]	0:13.04 [4]	
	(4)	Ryan Maloney	3.9L (+2)	0:37.71	1200-1000 (0:11.20)	(0:11.36)	(0:11.20)	(0:11.27)	(0:11.71)	(0:12.22)	(0:12.45)	(0:13.04)	
7	4	Motivating	1:23.33	0:25.63	65.7 (1200-1000)	1:23.33	1:11.70 [6]	1:00.54 [6]	0:48.92 [5]	0:37.07 [6]	0:25.07 [7]	0:12.82 [6]	
	(3)	Daniel Moor	4.4L (+1)	0:37.07	1200-1000 (0:11.16)	(0:11.63)	(0:11.16)	(0:11.62)	(0:11.84)	(0:12.00)	(0:12.25)	(0:12.82)	
8	7	Phere The Warrego	1:23.93	0:25.26	65.9 (1200-1000)	1:23.93	1:12.61 [1]	1:01.52 [2]	0:49.96 [2]	0:38.08 [3]	0:25.86 [5]	0:13.29 [8]	
	(5)	Michael Rodd	7.9L (+4)	0:38.08	1200-1000 (0:11.09)	(0:11.32)	(0:11.09)	(0:11.56)	(0:11.88)	(0:12.22)	(0:12.57)	(0:13.29)	

Scratched: Written Aclaim (#1), Spirit Of Torque (#10)

Report Created: Thu 21 May 2026

(Note: Races are conducted over an approximate distance as close as possible to the advertised distance, and recorded data may vary accordingly. Official times refer to race times only and do not include handicap times.)

[ ] Position in running at each section and finish    TAB# Saddle cloth number  
 -:-:- No data available at this section                    BAR# Barrier/Gate Position  
 NA No data available    DNF Did not finish  
 DNT Did not track     DT-W Distance travelled compared to winner in metres

Fastest split  
 Fastest section

data processed by TRIPLESDATA

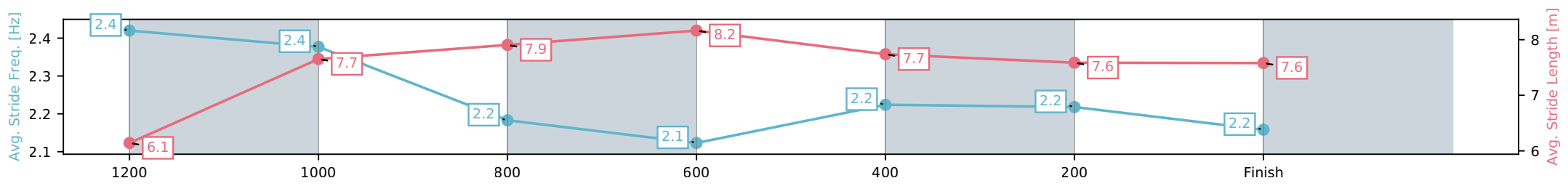
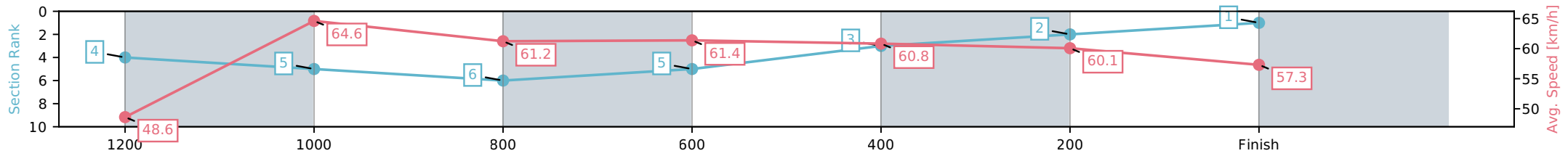
Horse/Jockey Name	Macedon Mission/Jaden Lloyd
Finish Rank	1
Fastest Section Time (Section)	0:11.16 (1200-1000)
Top Speed [km/h] (Section)	66.0 (1200-1000)
Race State	Finished



Ipswich QLD --Professional-2026-05-21  
 Race 5: SACRED ELIXIR QTIS Two-Year-Old Handicap - 1350m  
 21 May 2026 - 2:25PM  
 Track Rating: Heavy 9, Weather: Fine, Rail Position: +6.5m Entire Circuit



Section	L1350	L1200	L1000	L800	L600	L400	L200
Section Times	1:22.58 (0:11.51)	1:11.07 [4] (0:11.16)	0:59.91 [5] (0:11.78)	0:48.13 [6] (0:11.66)	0:36.47 [5] (0:11.79)	0:24.67 [3] (0:12.03)	0:12.64 [2] (0:12.64)
Average Speed [km/h]	48.6	64.6	61.2	61.4	60.8	60.1	57.3
Top Speed [km/h]	63.3	66.0	62.5	62.4	62.8	61.1	60.6
Avg. Dist. to Rail [m]	1.6	1.7	1.1	1.6	0.9	1.0	1.1
Avg. Stride Freq. [Hz]	2.4	2.4	2.2	2.1	2.2	2.2	2.2
Avg. Stride Length [m]	6.1	7.7	7.9	8.2	7.7	7.6	7.6



[ ] Ranking at each section and finish  
 -:-:- No data available at this section  
 NA No data available

Horse/Jockey Name	Saxon Spirit/Cejay Graham
Finish Rank	2
Fastest Section Time (Section)	0:11.19 (1200-1000)
Top Speed [km/h] (Section)	65.2 (1200-1000)
Race State	Finished



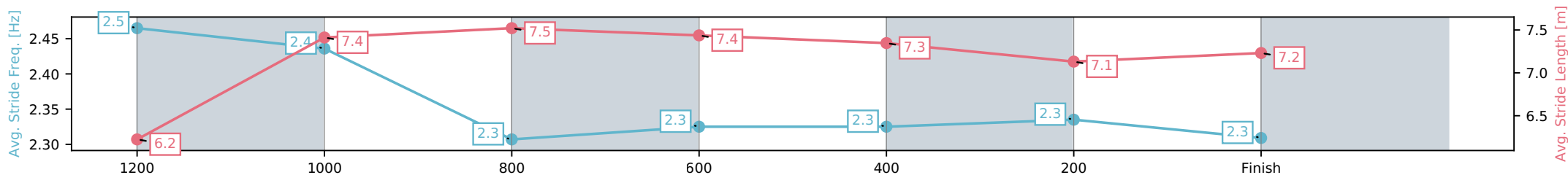
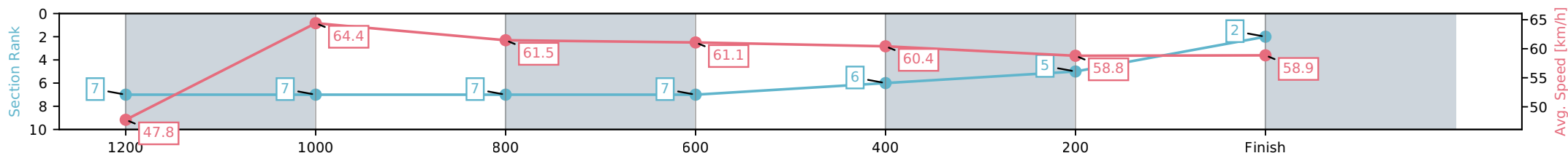
Ipswich QLD --Professional-2026-05-21  
 Race 5: SACRED ELIXIR QTIS Two-Year-Old Handicap - 1350m

21 May 2026 - 2:25PM



Track Rating: Heavy 9, Weather: Fine, Rail Position: +6.5m Entire Circuit

Section	L1350	L1200	L1000	L800	L600	L400	L200
Section Times	1:22.78 (0:11.69)	1:11.09 [7] (0:11.19)	0:59.90 [7] (0:11.69)	0:48.21 [7] (0:11.72)	0:36.49 [7] (0:11.88)	0:24.61 [6] (0:12.25)	0:12.36 [5] (0:12.36)
Average Speed [km/h]	47.8	64.4	61.5	61.1	60.4	58.8	58.9
Top Speed [km/h]	62.4	65.2	64.1	62.2	62.0	60.8	60.7
Avg. Dist. to Rail [m]	6.0	1.3	0.7	1.5	1.0	1.0	3.2
Avg. Stride Freq. [Hz]	2.5	2.4	2.3	2.3	2.3	2.3	2.3
Avg. Stride Length [m]	6.2	7.4	7.5	7.4	7.3	7.1	7.2



- [ ] Ranking at each section and finish
- :-:- No data available at this section
- NA No data available

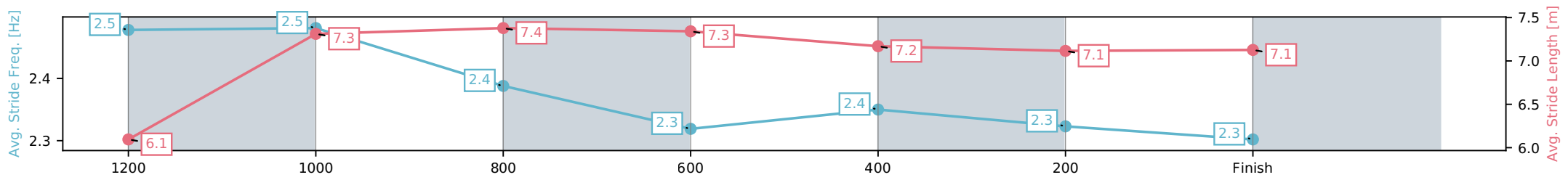
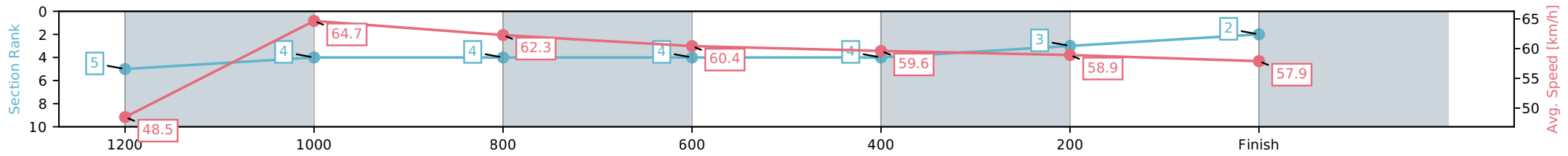
Horse/Jockey Name	Alto Luna/Ashley Butler
Finish Rank	3
Fastest Section Time (Section)	0:11.11 (1200-1000)
Top Speed [km/h] (Section)	65.7 (1200-1000)
Race State	Finished



Ipswich QLD --Professional-2026-05-21  
 Race 5: SACRED ELIXIR QTIS Two-Year-Old Handicap - 1350m  
 21 May 2026 - 2:25PM  
 Track Rating: Heavy 9, Weather: Fine, Rail Position: +6.5m Entire Circuit



Section	L1350	L1200	L1000	L800	L600	L400	L200
Section Times	1:22.78 (0:11.52)	1:11.26 [5] (0:11.11)	1:00.15 [4] (0:11.51)	0:48.64 [4] (0:11.82)	0:36.82 [4] (0:12.02)	0:24.80 [4] (0:12.20)	0:12.60 [3] (0:12.60)
Average Speed [km/h]	48.5	64.7	62.3	60.4	59.6	58.9	57.9
Top Speed [km/h]	64.0	65.7	64.3	61.2	61.4	59.7	59.1
Avg. Dist. to Rail [m]	1.1	1.0	1.8	2.1	1.3	0.8	2.0
Avg. Stride Freq. [Hz]	2.5	2.5	2.4	2.3	2.4	2.3	2.3
Avg. Stride Length [m]	6.1	7.3	7.4	7.3	7.2	7.1	7.1



[ ] Ranking at each section and finish  
 -:-:- No data available at this section  
 NA No data available

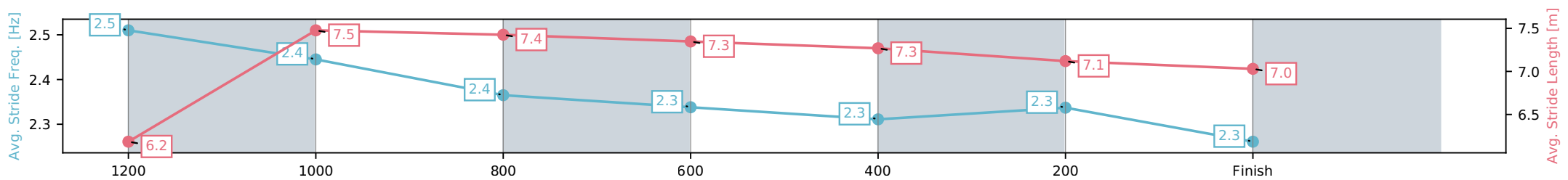
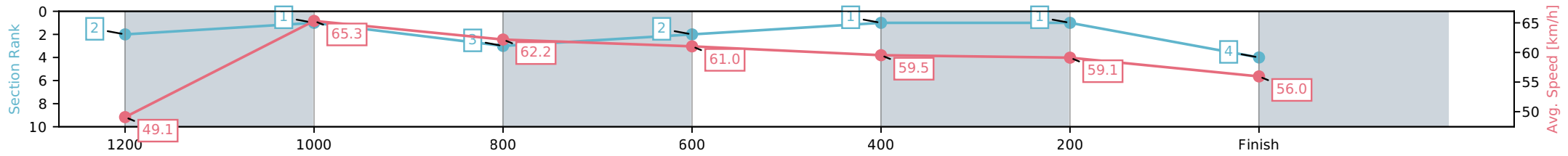
Horse/Jockey Name	Hell Or Heaven/Kyle Wilson-Taylor
Finish Rank	4
Fastest Section Time (Section)	0:11.04 (1200-1000)
Top Speed [km/h] (Section)	66.9 (1200-1000)
Race State	Finished



Ipswich QLD --Professional-2026-05-21  
 Race 5: SACRED ELIXIR QTIS Two-Year-Old Handicap - 1350m  
 21 May 2026 - 2:25PM  
 Track Rating: Heavy 9, Weather: Fine, Rail Position: +6.5m Entire Circuit



Section	L1350	L1200	L1000	L800	L600	L400	L200
Section Times	1:22.93 (0:11.36)	1:11.57 [2] (0:11.04)	1:00.53 [1] (0:11.58)	0:48.95 [3] (0:11.74)	0:37.21 [2] (0:12.02)	0:25.19 [1] (0:12.15)	0:13.04 [1] (0:13.04)
Average Speed [km/h]	49.1	65.3	62.2	61.0	59.5	59.1	56.0
Top Speed [km/h]	62.1	66.9	64.0	62.4	60.7	60.0	58.4
Avg. Dist. to Rail [m]	5.5	2.8	0.3	1.2	1.4	0.6	0.4
Avg. Stride Freq. [Hz]	2.5	2.4	2.4	2.3	2.3	2.3	2.3
Avg. Stride Length [m]	6.2	7.5	7.4	7.3	7.3	7.1	7.0



[ ] Ranking at each section and finish  
 -:-:- No data available at this section  
 NA No data available

Horse/Jockey Name	Steventown/Mark Du Plessis
Finish Rank	5
Fastest Section Time (Section)	0:11.18 (1200-1000)
Top Speed [km/h] (Section)	65.5 (1200-1000)
Race State	Finished



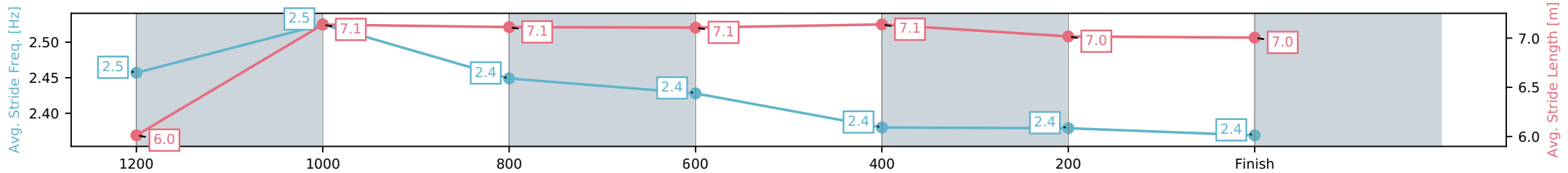
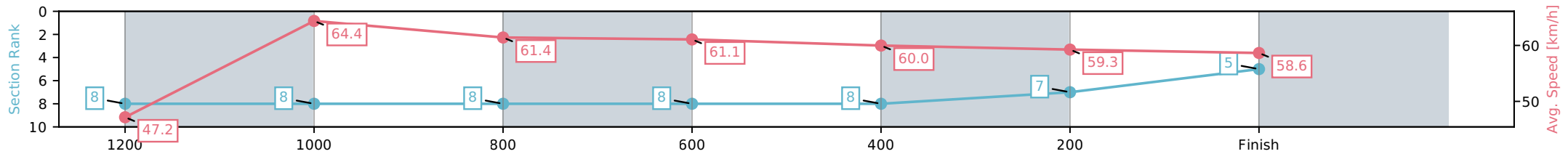
Ipswich QLD --Professional-2026-05-21  
 Race 5: SACRED ELIXIR QTIS Two-Year-Old Handicap - 1350m

21 May 2026 - 2:25PM



Track Rating: Heavy 9, Weather: Fine, Rail Position: +6.5m Entire Circuit

Section	L1350	L1200	L1000	L800	L600	L400	L200
Section Times	1:23.05 (0:11.88)	1:11.17 [8] (0:11.18)	0:59.99 [8] (0:11.72)	0:48.27 [8] (0:11.71)	0:36.55 [8] (0:11.94)	0:24.61 [8] (0:12.17)	0:12.44 [7] (0:12.44)
Average Speed [km/h]	47.2	64.4	61.4	61.1	60.0	59.3	58.6
Top Speed [km/h]	62.1	65.5	64.0	62.2	61.3	60.3	59.7
Avg. Dist. to Rail [m]	4.2	0.9	0.5	1.4	1.2	1.3	4.3
Avg. Stride Freq. [Hz]	2.5	2.5	2.4	2.4	2.4	2.4	2.4
Avg. Stride Length [m]	6.0	7.1	7.1	7.1	7.1	7.0	7.0



- [ ] Ranking at each section and finish
- :-:- No data available at this section
- NA No data available

Horse/Jockey Name	Sling/Ryan Maloney
Finish Rank	6
Fastest Section Time (Section)	0:11.20 (1200-1000)
Top Speed [km/h] (Section)	64.9 (1200-1000)
Race State	Finished



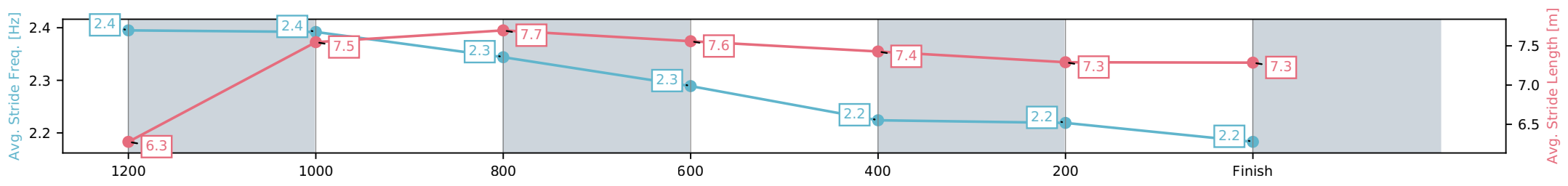
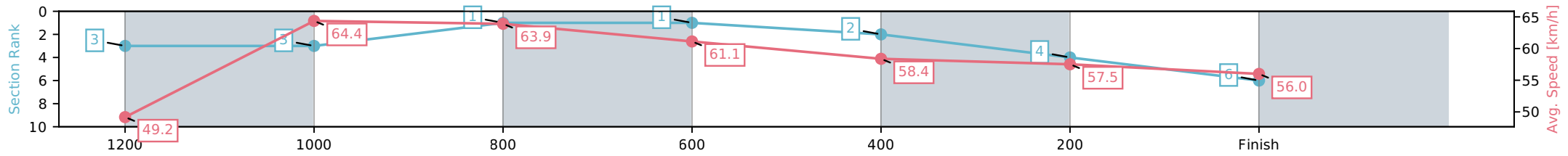
Ipswich QLD --Professional-2026-05-21  
 Race 5: SACRED ELIXIR QTIS Two-Year-Old Handicap - 1350m



21 May 2026 - 2:25PM

Track Rating: Heavy 9, Weather: Fine, Rail Position: +6.5m Entire Circuit

Section	L1350	L1200	L1000	L800	L600	L400	L200
Section Times	1:23.25 (0:11.36)	1:11.88 [3] (0:11.20)	1:00.69 [3] (0:11.27)	0:49.42 [1] (0:11.71)	0:37.71 [1] (0:12.22)	0:25.49 [2] (0:12.45)	0:13.04 [4] (0:13.04)
Average Speed [km/h]	49.2	64.4	63.9	61.1	58.4	57.5	56.0
Top Speed [km/h]	64.2	64.9	64.7	62.4	59.4	57.9	57.7
Avg. Dist. to Rail [m]	2.6	0.8	0.7	1.7	2.2	0.8	1.1
Avg. Stride Freq. [Hz]	2.4	2.4	2.3	2.3	2.2	2.2	2.2
Avg. Stride Length [m]	6.3	7.5	7.7	7.6	7.4	7.3	7.3



[ ] Ranking at each section and finish  
 -:-:- No data available at this section  
 NA No data available

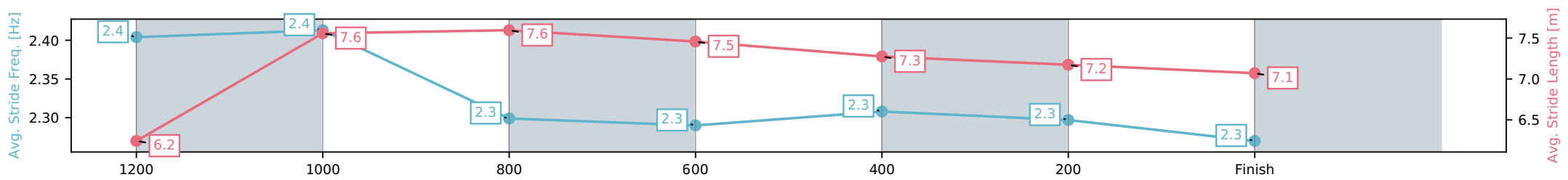
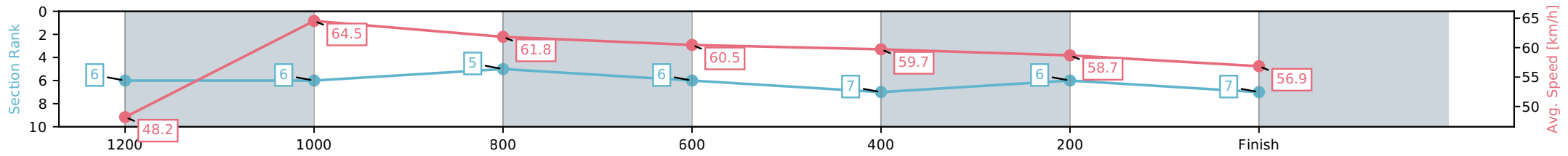
Horse/Jockey Name	Motivating/Daniel Moor
Finish Rank	7
Fastest Section Time (Section)	0:11.16 (1200-1000)
Top Speed [km/h] (Section)	65.7 (1200-1000)
Race State	Finished



Ipswich QLD --Professional-2026-05-21  
 Race 5: SACRED ELIXIR QTIS Two-Year-Old Handicap - 1350m  
 21 May 2026 - 2:25PM  
 Track Rating: Heavy 9, Weather: Fine, Rail Position: +6.5m Entire Circuit



Section	L1350	L1200	L1000	L800	L600	L400	L200
Section Times	1:23.33 (0:11.63)	1:11.70 [6] (0:11.16)	1:00.54 [6] (0:11.62)	0:48.92 [5] (0:11.84)	0:37.07 [6] (0:12.00)	0:25.07 [7] (0:12.25)	0:12.82 [6] (0:12.82)
Average Speed [km/h]	48.2	64.5	61.8	60.5	59.7	58.7	56.9
Top Speed [km/h]	63.5	65.7	63.4	61.5	62.2	59.3	58.5
Avg. Dist. to Rail [m]	2.0	0.8	0.5	1.3	1.3	0.7	2.3
Avg. Stride Freq. [Hz]	2.4	2.4	2.3	2.3	2.3	2.3	2.3
Avg. Stride Length [m]	6.2	7.6	7.6	7.5	7.3	7.2	7.1



[ ] Ranking at each section and finish  
 -:-:- No data available at this section  
 NA No data available

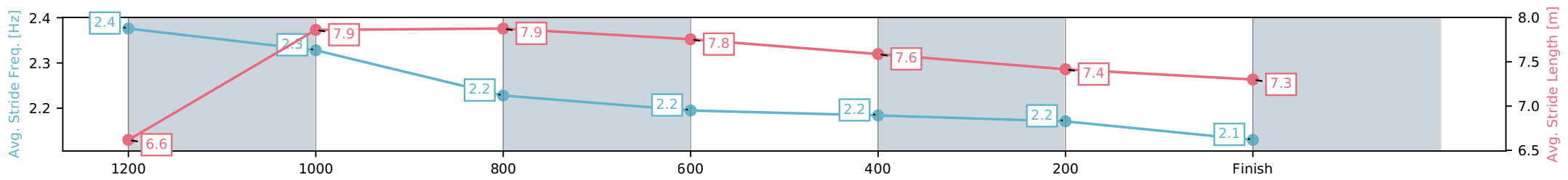
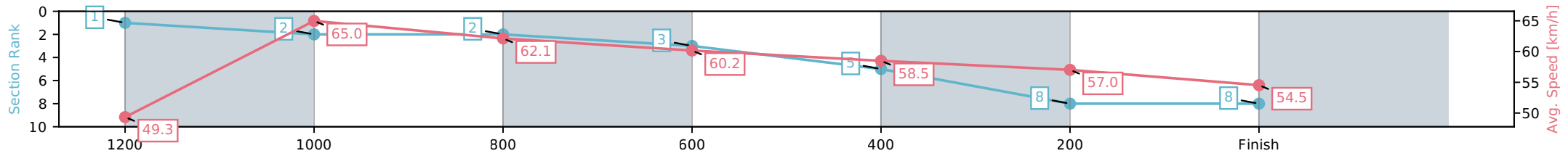
Horse/Jockey Name	Phere The Warrego/Michael Rodd
Finish Rank	8
Fastest Section Time (Section)	0:11.09 (1200-1000)
Top Speed [km/h] (Section)	65.9 (1200-1000)
Race State	Finished



Ipswich QLD --Professional-2026-05-21  
 Race 5: SACRED ELIXIR QTIS Two-Year-Old Handicap - 1350m  
 21 May 2026 - 2:25PM  
 Track Rating: Heavy 9, Weather: Fine, Rail Position: +6.5m Entire Circuit



Section	L1350	L1200	L1000	L800	L600	L400	L200
Section Times	1:23.93 (0:11.32)	1:12.61 [1] (0:11.09)	1:01.52 [2] (0:11.56)	0:49.96 [2] (0:11.88)	0:38.08 [3] (0:12.22)	0:25.86 [5] (0:12.57)	0:13.29 [8] (0:13.29)
Average Speed [km/h]	49.3	65.0	62.1	60.2	58.5	57.0	54.5
Top Speed [km/h]	64.6	65.9	63.3	61.2	60.0	57.8	57.5
Avg. Dist. to Rail [m]	4.2	2.3	0.8	1.8	1.9	0.9	0.2
Avg. Stride Freq. [Hz]	2.4	2.3	2.2	2.2	2.2	2.2	2.1
Avg. Stride Length [m]	6.6	7.9	7.9	7.8	7.6	7.4	7.3



[ ] Ranking at each section and finish  
 -:-:- No data available at this section  
 NA No data available



Ipswich QLD  
 Race 6: GORDON'S GIN Class 3 Handicap - 1100m  
 21 May 2026 - 3:05PM



Track Rating: Heavy 9, Weather: Fine, Rail Position: +6.5m Entire Circuit

Field Times  
 (Race Tempo)                      1:05.16    0:56.90    0:46.22    0:35.11    0:23.65    0:12.02  
    (0:08.26)    (0:10.68)    (0:11.11)    (0:11.46)    (0:11.63)    (0:12.02)

Rank	TAB#	Horse	Overall Time	First 400m	Top Speed km/h (Section)	L1100	L1000	L800	L600	L400	L200		
	(BAR#)	Jockey	Margin (DT-W)	Last 600m	Fastest Section (Time)	Start - 1000	1000 - 800	800 - 600	600 - 400	400 - 200	200 - Finish		
1	10	Bad Forest	1:05.16	0:24.69	66.9 (1000-800)	1:05.16	0:56.84 [2]	0:45.97 [2]	0:34.99 [2]	0:23.65 [1]	0:12.02 [1]		
	(2)	Olivia Kendal		0:34.99	1000-800 (0:10.88)	(0:08.32)	(0:10.88)	(0:10.98)	(0:11.34)	(0:11.63)	(0:12.02)		
2	1	Winchman	1:05.23	0:25.40	66.5 (600-400)	1:05.23	0:56.68 [5]	0:45.39 [6]	0:34.34 [6]	0:23.08 [6]	0:11.64 [6]		
	(7)	Jag Guthmann-Chester	0.4L (-13)	0:34.34	800-600 (0:11.06)	(0:08.55)	(0:11.28)	(0:11.06)	(0:11.26)	(0:11.44)	(0:11.64)		
3	9	Smart Shazza	1:05.26	0:24.95	66.2 (1000-800)	1:05.26	0:56.79 [4]	0:45.83 [4]	0:34.78 [5]	0:23.46 [3]	0:11.86 [3]		
	(1)	Taylor Marshall	0.6L (-7)	0:34.79	1000-800 (0:10.96)	(0:08.47)	(0:10.96)	(0:11.04)	(0:11.33)	(0:11.60)	(0:11.86)		
4	14	Zavega	1:05.34	0:24.45	68.4 (1000-800)	1:05.34	0:57.08 [1]	0:46.40 [1]	0:35.29 [1]	0:23.75 [2]	0:12.11 [2]		
	(4)	Jett Newman	1.0L (-14)	0:35.29	1000-800 (0:10.68)	(0:08.26)	(0:10.68)	(0:11.11)	(0:11.54)	(0:11.64)	(0:12.11)		
5	2	Data Leak	1:05.41	0:24.98	67.2 (1000-800)	1:05.41	0:56.75 [6]	0:45.86 [5]	0:34.96 [4]	0:23.56 [4]	0:11.94 [4]		
	(3)	Nozi Tomizawa	1.5L (-11)	0:34.96	800-600 (0:10.90)	(0:08.66)	(0:10.90)	(0:10.90)	(0:11.40)	(0:11.62)	(0:11.94)		
6	3	Destinys Summit	1:05.59	0:25.54	66.3 (1000-800)	1:05.59	0:56.70 [7]	0:45.61 [7]	0:34.56 [7]	0:23.22 [7]	0:11.81 [7]		
	(6)	Luke Dempsey	2.5L (-5)	0:34.55	800-600 (0:11.06)	(0:08.89)	(0:11.09)	(0:11.06)	(0:11.34)	(0:11.40)	(0:11.81)		
7	5	Nepravda	1:05.62	0:24.89	67.2 (800-600)	1:05.62	0:57.26 [3]	0:46.19 [3]	0:35.20 [3]	0:23.76 [5]	0:12.10 [5]		
	(5)	Michael Rodd	2.7L (-11)	0:35.20	800-600 (0:10.99)	(0:08.36)	(0:11.07)	(0:10.99)	(0:11.44)	(0:11.66)	(0:12.10)		

Scratched: Gaylord (#4), Financially Famous (#6), Thunder Award (#7), Miss McLaren (#8), Dusan (#11), Lovecats (#12), Southampton Nicco (#13)

Report Created: Thu 21 May 2026

(Note: Races are conducted over an approximate distance as close as possible to the advertised distance, and recorded data may vary accordingly. Official times refer to race times only and do not include handicap times.)

[ ] Position in running at each section and finish    TAB# Saddle cloth number  
 -:-:- No data available at this section                      BAR# Barrier/Gate Position  
 NA No data available    DNF Did not finish  
 DNT Did not track    DT-W Distance travelled compared to winner in metres

Fastest split  
 Fastest section

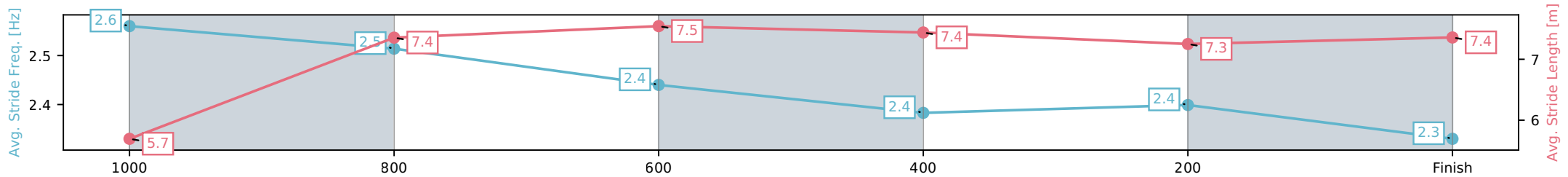
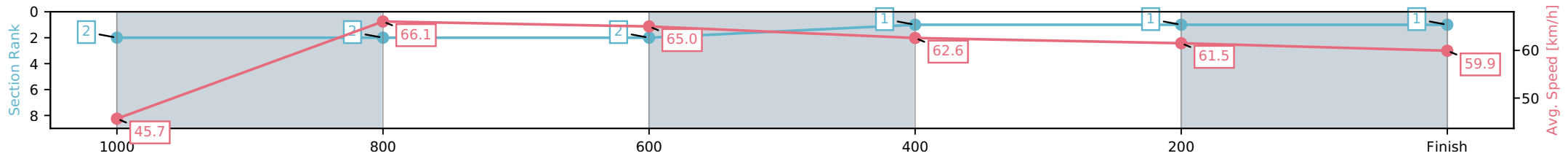
Horse/Jockey Name	Bad Forest/Olivia Kendal
Finish Rank	1
Fastest Section Time (Section)	0:10.88 (1000-800)
Top Speed [km/h] (Section)	66.9 (1000-800)
Race State	Finished



Ipswich QLD --Professional-2026-05-21  
 Race 6: GORDON'S GIN Class 3 Handicap - 1100m  
 21 May 2026 - 3:05PM  
 Track Rating: Heavy 9, Weather: Fine, Rail Position: +6.5m Entire Circuit



Section	L1100	L1000	L800	L600	L400	L200
Section Times	1:05.16 (0:08.32)	0:56.84 [2] (0:10.88)	0:45.97 [2] (0:10.98)	0:34.99 [2] (0:11.34)	0:23.65 [1] (0:11.63)	0:12.02 [1] (0:12.02)
Average Speed [km/h]	45.7	66.1	65.0	62.6	61.5	59.9
Top Speed [km/h]	63.8	66.9	66.7	64.3	63.9	62.5
Avg. Dist. to Rail [m]	2.1	0.9	2.0	3.4	1.1	0.3
Avg. Stride Freq. [Hz]	2.6	2.5	2.4	2.4	2.4	2.3
Avg. Stride Length [m]	5.7	7.4	7.5	7.4	7.3	7.4



[ ] Ranking at each section and finish  
 -.-.- No data available at this section  
 NA No data available

Horse/Jockey Name	Winchman/Jag Guthmann-Chester
Finish Rank	2
Fastest Section Time (Section)	0:11.06 (800-600)
Top Speed [km/h] (Section)	66.5 (600-400)
Race State	Finished



Ipswich QLD --Professional-2026-05-21

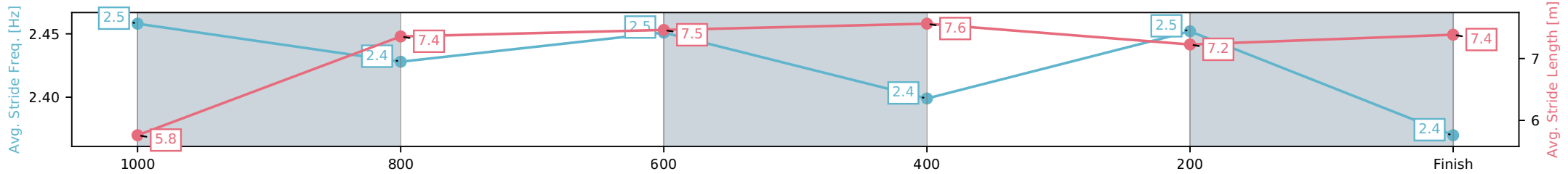
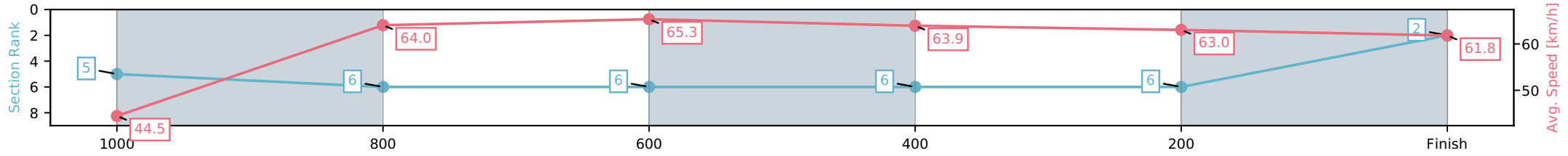
Race 6: GORDON'S GIN Class 3 Handicap - 1100m

21 May 2026 - 3:05PM

Track Rating: Heavy 9, Weather: Fine, Rail Position: +6.5m Entire Circuit



Section	L1100	L1000	L800	L600	L400	L200
Section Times	1:05.23 (0:08.55)	0:56.68 [5] (0:11.28)	0:45.39 [6] (0:11.06)	0:34.34 [6] (0:11.26)	0:23.08 [6] (0:11.44)	0:11.64 [6] (0:11.64)
Average Speed [km/h]	44.5	64.0	65.3	63.9	63.0	61.8
Top Speed [km/h]	60.1	65.1	66.0	66.5	64.6	63.7
Avg. Dist. to Rail [m]	6.0	1.7	0.8	0.3	0.8	1.4
Avg. Stride Freq. [Hz]	2.5	2.4	2.5	2.4	2.5	2.4
Avg. Stride Length [m]	5.8	7.4	7.5	7.6	7.2	7.4



[ ] Ranking at each section and finish  
 -:-:- No data available at this section  
 NA No data available

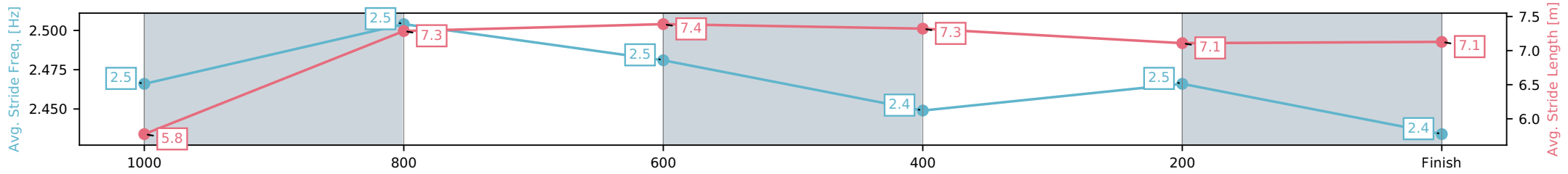
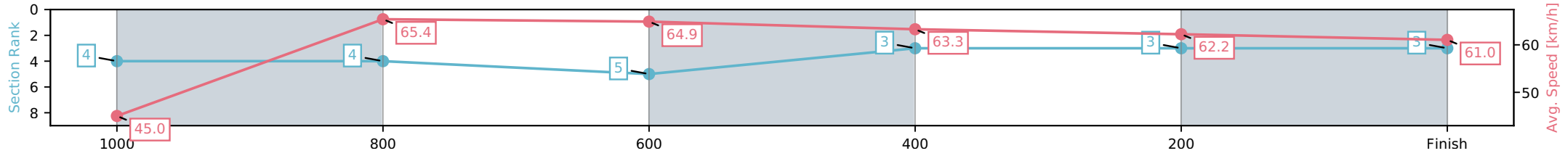
Horse/Jockey Name	Smart Shazza/Taylor Marshall
Finish Rank	3
Fastest Section Time (Section)	0:10.96 (1000-800)
Top Speed [km/h] (Section)	66.2 (1000-800)
Race State	Finished



Ipswich QLD --Professional-2026-05-21  
 Race 6: GORDON'S GIN Class 3 Handicap - 1100m  
 21 May 2026 - 3:05PM  
 Track Rating: Heavy 9, Weather: Fine, Rail Position: +6.5m Entire Circuit



Section	L1100	L1000	L800	L600	L400	L200
Section Times	1:05.26 (0:08.47)	0:56.79 [4] (0:10.96)	0:45.83 [4] (0:11.04)	0:34.78 [5] (0:11.33)	0:23.46 [3] (0:11.60)	0:11.86 [3] (0:11.86)
Average Speed [km/h]	45.0	65.4	64.9	63.3	62.2	61.0
Top Speed [km/h]	61.7	66.2	65.9	65.2	63.2	62.7
Avg. Dist. to Rail [m]	0.9	1.2	1.1	1.2	2.1	4.3
Avg. Stride Freq. [Hz]	2.5	2.5	2.5	2.4	2.5	2.4
Avg. Stride Length [m]	5.8	7.3	7.4	7.3	7.1	7.1



[ ] Ranking at each section and finish  
 -:-:- No data available at this section  
 NA No data available

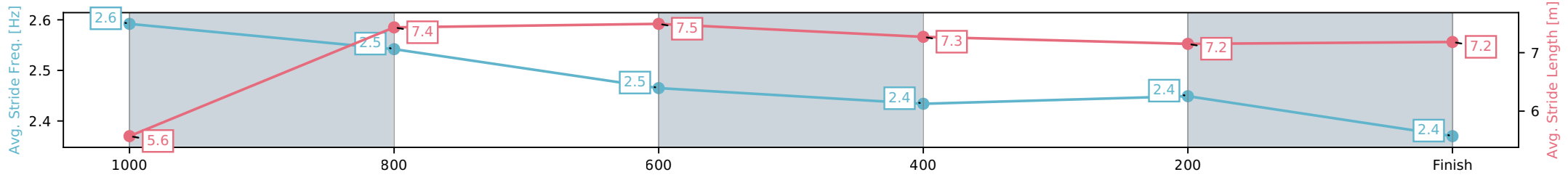
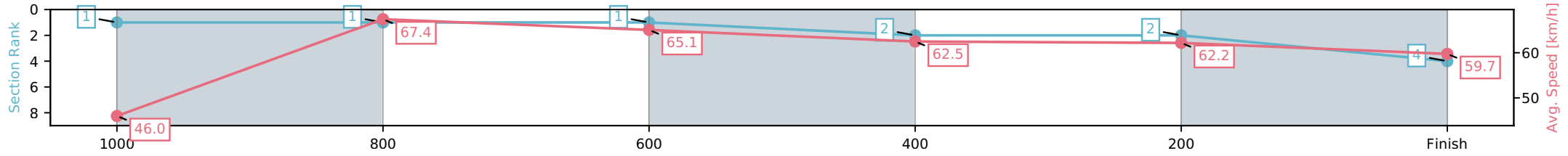
Horse/Jockey Name	Zavega/Jett Newman
Finish Rank	4
Fastest Section Time (Section)	0:10.68 (1000-800)
Top Speed [km/h] (Section)	68.4 (1000-800)
Race State	Finished



Ipswich QLD --Professional-2026-05-21  
 Race 6: GORDON'S GIN Class 3 Handicap - 1100m  
 21 May 2026 - 3:05PM  
 Track Rating: Heavy 9, Weather: Fine, Rail Position: +6.5m Entire Circuit



Section	L1100	L1000	L800	L600	L400	L200
Section Times	1:05.34 (0:08.26)	0:57.08 [1] (0:10.68)	0:46.40 [1] (0:11.11)	0:35.29 [1] (0:11.54)	0:23.75 [2] (0:11.64)	0:12.11 [2] (0:12.11)
Average Speed [km/h]	46.0	67.4	65.1	62.5	62.2	59.7
Top Speed [km/h]	64.8	68.4	66.4	64.1	62.7	61.9
Avg. Dist. to Rail [m]	3.6	0.7	0.8	0.7	1.9	2.7
Avg. Stride Freq. [Hz]	2.6	2.5	2.5	2.4	2.4	2.4
Avg. Stride Length [m]	5.6	7.4	7.5	7.3	7.2	7.2



[ ] Ranking at each section and finish  
 -.-.- No data available at this section  
 NA No data available

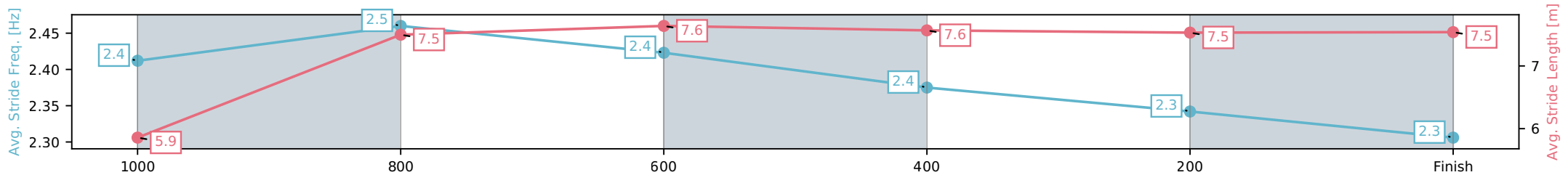
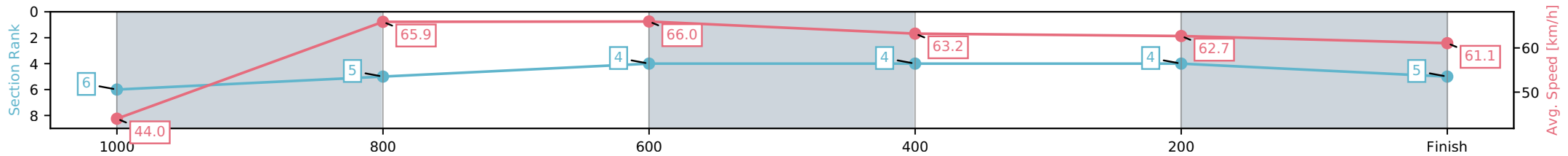
Horse/Jockey Name	Data Leak/Nozi Tomizawa
Finish Rank	5
Fastest Section Time (Section)	0:10.90 (800-600)
Top Speed [km/h] (Section)	67.2 (1000-800)
Race State	Finished



Ipswich QLD --Professional-2026-05-21  
 Race 6: GORDON'S GIN Class 3 Handicap - 1100m  
 21 May 2026 - 3:05PM  
 Track Rating: Heavy 9, Weather: Fine, Rail Position: +6.5m Entire Circuit



Section	L1100	L1000	L800	L600	L400	L200
Section Times	1:05.41 (0:08.66)	0:56.75 [6] (0:10.90)	0:45.86 [5] (0:10.90)	0:34.96 [4] (0:11.40)	0:23.56 [4] (0:11.62)	0:11.94 [4] (0:11.94)
Average Speed [km/h]	44.0	65.9	66.0	63.2	62.7	61.1
Top Speed [km/h]	62.8	67.2	66.9	66.6	63.2	63.2
Avg. Dist. to Rail [m]	2.5	1.0	0.4	0.5	4.1	6.4
Avg. Stride Freq. [Hz]	2.4	2.5	2.4	2.4	2.3	2.3
Avg. Stride Length [m]	5.9	7.5	7.6	7.6	7.5	7.5



- [ ] Ranking at each section and finish
- :-:- No data available at this section
- NA No data available

Horse/Jockey Name	Destinys Summit/Luke Dempsey
Finish Rank	6
Fastest Section Time (Section)	0:11.06 (800-600)
Top Speed [km/h] (Section)	66.3 (1000-800)
Race State	Finished



Ipswich QLD --Professional-2026-05-21

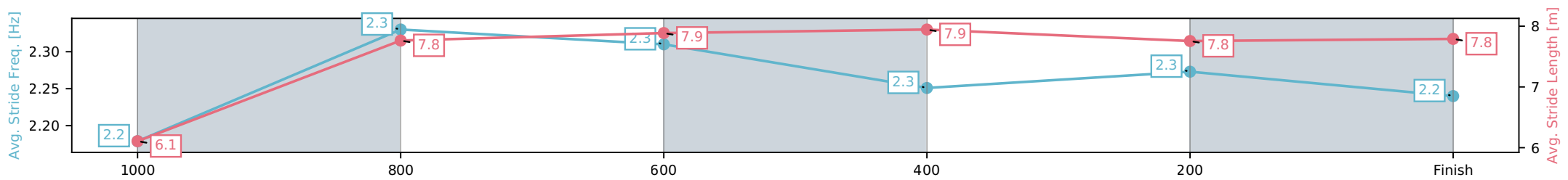
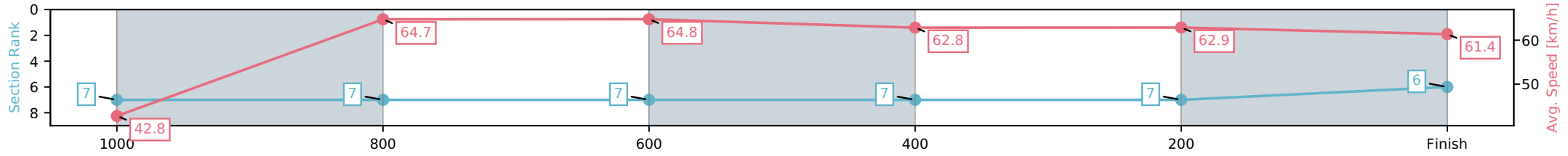
Race 6: GORDON'S GIN Class 3 Handicap - 1100m

21 May 2026 - 3:05PM

Track Rating: Heavy 9, Weather: Fine, Rail Position: +6.5m Entire Circuit



Section	L1100	L1000	L800	L600	L400	L200
Section Times	1:05.59 (0:08.89)	0:56.70 [7] (0:11.09)	0:45.61 [7] (0:11.06)	0:34.56 [7] (0:11.34)	0:23.22 [7] (0:11.40)	0:11.81 [7] (0:11.81)
Average Speed [km/h]	42.8	64.7	64.8	62.8	62.9	61.4
Top Speed [km/h]	61.5	66.3	65.3	65.0	63.7	62.8
Avg. Dist. to Rail [m]	4.4	1.1	1.6	2.2	0.9	1.1
Avg. Stride Freq. [Hz]	2.2	2.3	2.3	2.3	2.3	2.2
Avg. Stride Length [m]	6.1	7.8	7.9	7.9	7.8	7.8



[ ] Ranking at each section and finish  
 -:-:- No data available at this section  
 NA No data available

Horse/Jockey Name	Nepravda/Michael Rodd
Finish Rank	7
Fastest Section Time (Section)	0:10.99 (800-600)
Top Speed [km/h] (Section)	67.2 (800-600)
Race State	Finished



Ipswich QLD --Professional-2026-05-21

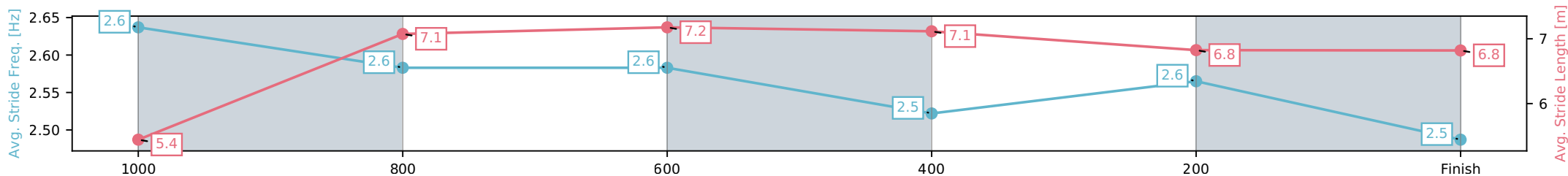
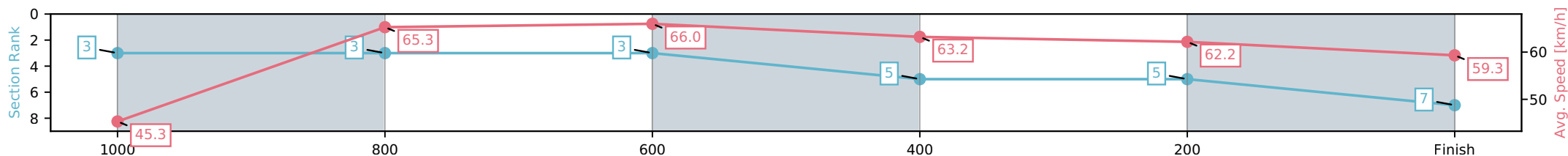
Race 6: GORDON'S GIN Class 3 Handicap - 1100m

21 May 2026 - 3:05PM

Track Rating: Heavy 9, Weather: Fine, Rail Position: +6.5m Entire Circuit



Section	L1100	L1000	L800	L600	L400	L200
Section Times	1:05.62 (0:08.36)	0:57.26 [3] (0:11.07)	0:46.19 [3] (0:10.99)	0:35.20 [3] (0:11.44)	0:23.76 [5] (0:11.66)	0:12.10 [5] (0:12.10)
Average Speed [km/h]	45.3	65.3	66.0	63.2	62.2	59.3
Top Speed [km/h]	62.8	67.1	67.2	64.5	63.6	62.3
Avg. Dist. to Rail [m]	5.5	1.9	1.9	1.6	2.7	4.2
Avg. Stride Freq. [Hz]	2.6	2.6	2.6	2.5	2.6	2.5
Avg. Stride Length [m]	5.4	7.1	7.2	7.1	6.8	6.8



[ ] Ranking at each section and finish  
 -:-:- No data available at this section  
 NA No data available



# Ipswich QLD

Race 7: RAY WHITE IPSWICH INCENTIVE SPRINT SERIES HEAT Class 1 Handicap - 1100m

21 May 2026 - 3:41PM

Track Rating: Heavy 9, Weather: Fine, Rail Position: +6.5m Entire Circuit



Field Times (Race Tempo)      1:05.43    0:57.45    0:46.76    0:35.88    0:24.27    0:12.18  
 (0:07.97)    (0:10.70)    (0:10.88)    (0:11.60)    (0:12.09)    (0:12.18)

Rank	TAB#	Horse	Overall Time	First 400m	Top Speed km/h (Section)	L1100	L1000	L800	L600	L400	L200		
	(BAR#)	Jockey	Margin (DT-W)	Last 600m	Fastest Section (Time)	Start - 1000	1000 - 800	800 - 600	600 - 400	400 - 200	200 - Finish		
1	10	Spirit Of Barty	1:05.43	0:24.18	69.3 (1000-800)	1:05.43	0:57.46 [1]	0:46.76 [1]	0:35.63 [2]	0:24.03 [3]	0:12.00 [4]		
	(6)	Ben Thompson		0:35.62	1000-800 (0:10.70)	(0:07.98)	(0:10.70)	(0:11.13)	(0:11.60)	(0:12.02)	(0:12.00)		
2	3	Strike Weapon	1:05.51	0:24.39	67.5 (1000-800)	1:05.51	0:57.31 [6]	0:46.55 [7]	0:35.60 [5]	0:24.04 [5]	0:12.18 [2]		
	(1)	Ryan Maloney	0.4L (+3)	0:35.59	1000-800 (0:10.76)	(0:08.20)	(0:10.76)	(0:10.95)	(0:11.56)	(0:11.85)	(0:12.18)		
3	11	Jada Rose	1:05.82	0:24.50	69.4 (1000-800)	1:05.82	0:57.68 [5]	0:46.91 [6]	0:35.70 [7]	0:24.15 [6]	0:12.48 [3]		
	(5)	Jaden Lloyd	2.3L (+0)	0:35.70	1000-800 (0:10.76)	(0:08.14)	(0:10.76)	(0:11.21)	(0:11.56)	(0:11.66)	(0:12.48)		
4	18	Stabilizer	1:06.26	0:24.00	69.9 (1000-800)	1:06.26	0:58.03 [7]	0:47.57 [2]	0:36.71 [1]	0:25.10 [1]	0:13.01 [1]		
	(2)	Stacey Callow	4.8L (-1)	0:36.70	1000-800 (0:10.46)	(0:08.23)	(0:10.46)	(0:10.86)	(0:11.60)	(0:12.09)	(0:13.01)		
5	8	Baked	1:06.88	0:24.30	69.1 (1000-800)	1:06.88	0:58.76 [3]	0:48.13 [3]	0:36.96 [6]	0:25.05 [7]	0:12.47 [7]		
	(3)	Daniel Moor	8.5L (+5)	0:36.96	1000-800 (0:10.64)	(0:08.12)	(0:10.64)	(0:11.17)	(0:11.91)	(0:12.58)	(0:12.47)		
6	13	Moroccan Wind	1:07.07	0:24.23	69.0 (1000-800)	1:07.07	0:58.96 [2]	0:48.31 [4]	0:37.23 [4]	0:25.66 [4]	0:13.36 [5]		
	(7)	Ron Stewart	9.6L (+1)	0:37.23	1000-800 (0:10.65)	(0:08.11)	(0:10.65)	(0:11.08)	(0:11.57)	(0:12.30)	(0:13.36)		
7	19	Artie Vainqueur	1:07.40	0:24.22	69.1 (1000-800)	1:07.40	0:59.26 [4]	0:48.63 [5]	0:37.59 [3]	0:26.08 [2]	0:13.54 [6]		
	(4)	Fred Larson	11.6L (+0)	0:37.59	1000-800 (0:10.63)	(0:08.14)	(0:10.63)	(0:11.04)	(0:11.51)	(0:12.54)	(0:13.54)		

Scratched: Vein Girl (#1), Cantankerous (#2), Charlie Tango (#4), Storm Merchant (#5), Permission Granted (#6), Too Hot To Torque (#7), Dazzling Diamond (#9), Hannabana (#12), Rupestris (#14), Minor Key (#15), Deep Stealth (#16), Chayse'n'scotty (#17)

Report Created: Thu 21 May 2026

(Note: Races are conducted over an approximate distance as close as possible to the advertised distance, and recorded data may vary accordingly. Official times refer to race times only and do not include handicap times.)

[ ] Position in running at each section and finish    TAB# Saddle cloth number  
 -:-:- No data available at this section                BAR# Barrier/Gate Position  
 NA No data available                                        DNF Did not finish  
 DNT Did not track     DT-W Distance travelled compared to winner in metres

Fastest split  
 Fastest section



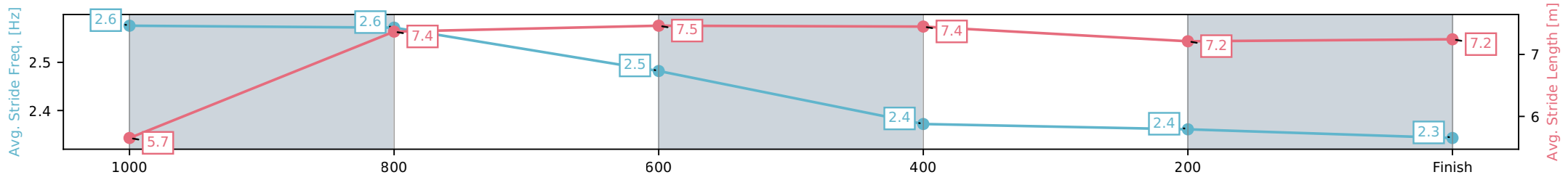
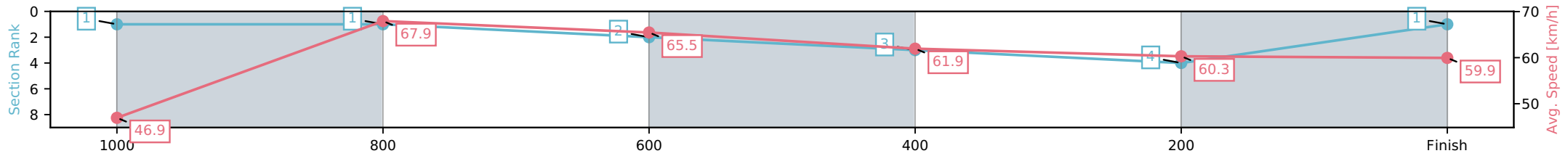
Horse/Jockey Name	Spirit Of Barty/Ben Thompson
Finish Rank	1
Fastest Section Time (Section)	0:10.70 (1000-800)
Top Speed [km/h] (Section)	69.3 (1000-800)
Race State	Finished



Ipswich QLD --Professional-2026-05-21  
 Race 7: RAY WHITE IPSWICH INCENTIVE SPRINT SERIES  
 HEAT Class 1 Handicap - 1100m  
 21 May 2026 - 3:41PM  
 Track Rating: Heavy 9, Weather: Fine, Rail Position: +6.5m Entire Circuit



Section	L1100	L1000	L800	L600	L400	L200
Section Times	1:05.43 (0:07.98)	0:57.46 [1] (0:10.70)	0:46.76 [1] (0:11.13)	0:35.63 [2] (0:11.60)	0:24.03 [3] (0:12.02)	0:12.00 [4] (0:12.00)
Average Speed [km/h]	46.9	67.9	65.5	61.9	60.3	59.9
Top Speed [km/h]	64.3	69.3	68.0	63.5	61.3	63.0
Avg. Dist. to Rail [m]	7.4	4.2	2.8	0.8	1.8	2.8
Avg. Stride Freq. [Hz]	2.6	2.6	2.5	2.4	2.4	2.3
Avg. Stride Length [m]	5.7	7.4	7.5	7.4	7.2	7.2



[ ] Ranking at each section and finish  
 -:-:- No data available at this section  
 NA No data available

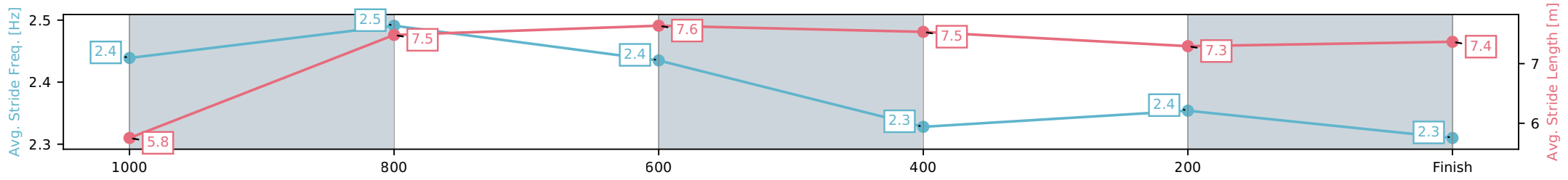
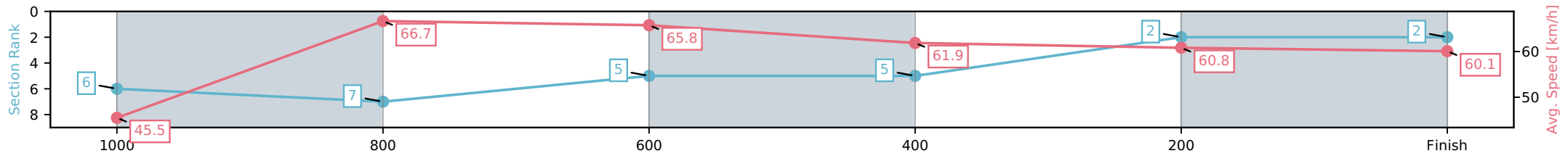
Horse/Jockey Name	Strike Weapon/Ryan Maloney
Finish Rank	2
Fastest Section Time (Section)	0:10.76 (1000-800)
Top Speed [km/h] (Section)	67.5 (1000-800)
Race State	Finished



Ipswich QLD --Professional-2026-05-21  
 Race 7: RAY WHITE IPSWICH INCENTIVE SPRINT SERIES  
 HEAT Class 1 Handicap - 1100m  
 21 May 2026 - 3:41PM  
 Track Rating: Heavy 9, Weather: Fine, Rail Position: +6.5m Entire Circuit



Section	L1100	L1000	L800	L600	L400	L200
Section Times	1:05.51 (0:08.20)	0:57.31 [6] (0:10.76)	0:46.55 [7] (0:10.95)	0:35.60 [5] (0:11.56)	0:24.04 [5] (0:11.85)	0:12.18 [2] (0:12.18)
Average Speed [km/h]	45.5	66.7	65.8	61.9	60.8	60.1
Top Speed [km/h]	64.0	67.5	66.8	65.2	62.4	62.0
Avg. Dist. to Rail [m]	2.0	1.3	0.7	1.2	2.0	4.0
Avg. Stride Freq. [Hz]	2.4	2.5	2.4	2.3	2.4	2.3
Avg. Stride Length [m]	5.8	7.5	7.6	7.5	7.3	7.4



[ ] Ranking at each section and finish  
 -.-.- No data available at this section  
 NA No data available

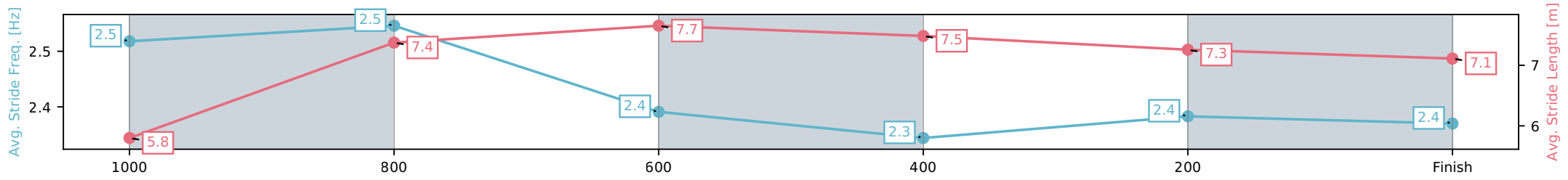
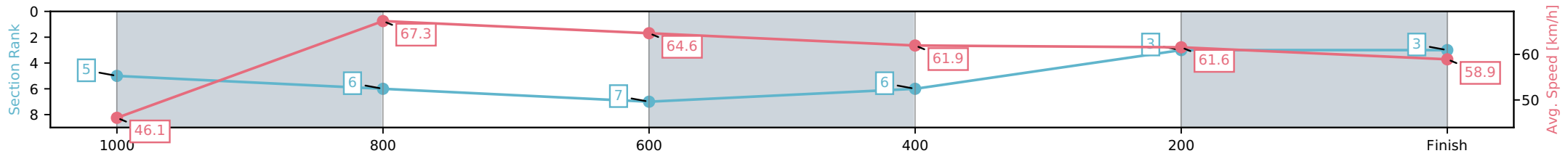
Horse/Jockey Name	Jada Rose/Jaden Lloyd
Finish Rank	3
Fastest Section Time (Section)	0:10.76 (1000-800)
Top Speed [km/h] (Section)	69.4 (1000-800)
Race State	Finished



Ipswich QLD --Professional-2026-05-21  
 Race 7: RAY WHITE IPSWICH INCENTIVE SPRINT SERIES  
 HEAT Class 1 Handicap - 1100m  
 21 May 2026 - 3:41PM  
 Track Rating: Heavy 9, Weather: Fine, Rail Position: +6.5m Entire Circuit



Section	L1100	L1000	L800	L600	L400	L200
Section Times	1:05.82 (0:08.14)	0:57.68 [5] (0:10.76)	0:46.91 [6] (0:11.21)	0:35.70 [7] (0:11.56)	0:24.15 [6] (0:11.66)	0:12.48 [3] (0:12.48)
Average Speed [km/h]	46.1	67.3	64.6	61.9	61.6	58.9
Top Speed [km/h]	62.8	69.4	65.9	64.3	62.9	62.9
Avg. Dist. to Rail [m]	6.1	3.5	1.6	1.2	0.6	0.6
Avg. Stride Freq. [Hz]	2.5	2.5	2.4	2.3	2.4	2.4
Avg. Stride Length [m]	5.8	7.4	7.7	7.5	7.3	7.1



[ ] Ranking at each section and finish  
 -.-.- No data available at this section  
 NA No data available

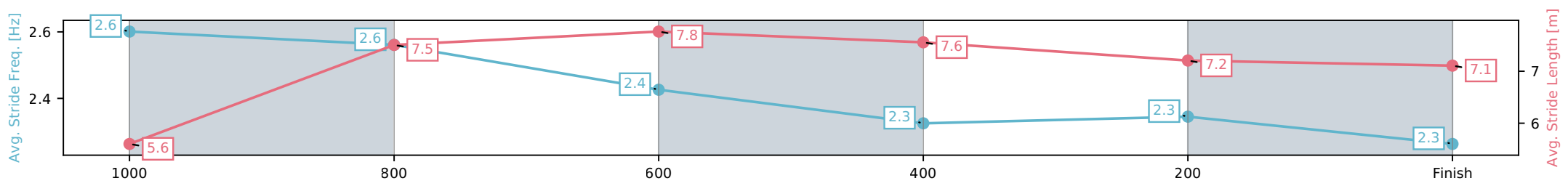
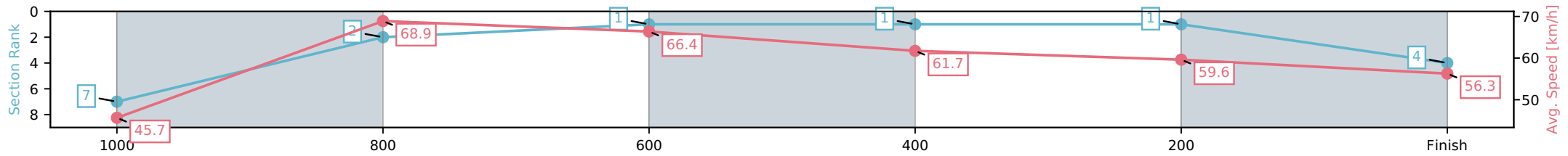
Horse/Jockey Name	Stabilizer/Stacey Callow
Finish Rank	4
Fastest Section Time (Section)	0:10.46 (1000-800)
Top Speed [km/h] (Section)	69.9 (1000-800)
Race State	Finished



Ipswich QLD --Professional-2026-05-21  
 Race 7: RAY WHITE IPSWICH INCENTIVE SPRINT SERIES  
 HEAT Class 1 Handicap - 1100m  
 21 May 2026 - 3:41PM  
 Track Rating: Heavy 9, Weather: Fine, Rail Position: +6.5m Entire Circuit



Section	L1100	L1000	L800	L600	L400	L200
Section Times	1:06.26 (0:08.23)	0:58.03 [7] (0:10.46)	0:47.57 [2] (0:10.86)	0:36.71 [1] (0:11.60)	0:25.10 [1] (0:12.09)	0:13.01 [1] (0:13.01)
Average Speed [km/h]	45.7	68.9	66.4	61.7	59.6	56.3
Top Speed [km/h]	64.8	69.9	68.3	64.0	60.7	58.6
Avg. Dist. to Rail [m]	3.6	1.2	0.6	1.0	1.7	2.2
Avg. Stride Freq. [Hz]	2.6	2.6	2.4	2.3	2.3	2.3
Avg. Stride Length [m]	5.6	7.5	7.8	7.6	7.2	7.1



[ ] Ranking at each section and finish  
 -:-:- No data available at this section  
 NA No data available

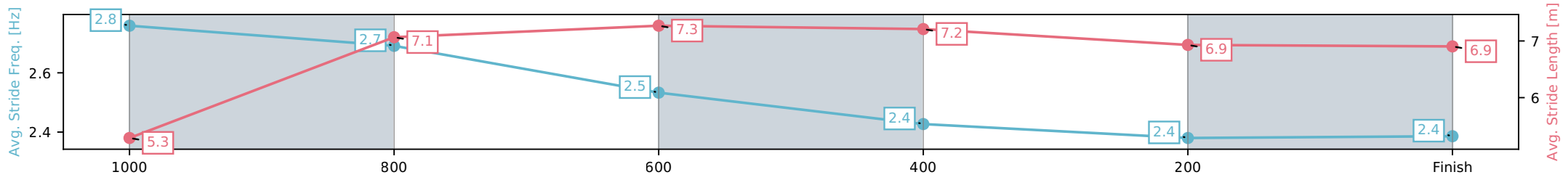
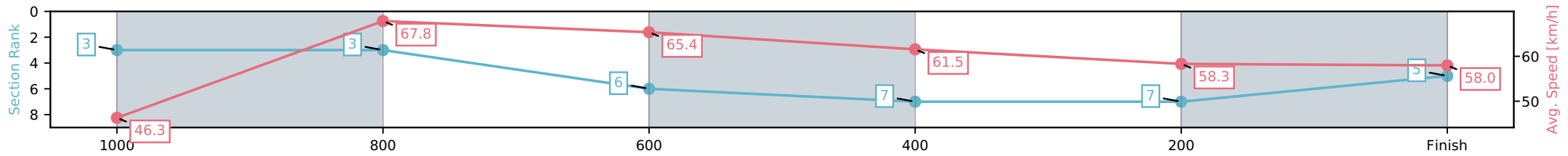
Horse/Jockey Name	Baked/Daniel Moor
Finish Rank	5
Fastest Section Time (Section)	0:10.64 (1000-800)
Top Speed [km/h] (Section)	69.1 (1000-800)
Race State	Finished



Ipswich QLD --Professional-2026-05-21  
 Race 7: RAY WHITE IPSWICH INCENTIVE SPRINT SERIES  
 HEAT Class 1 Handicap - 1100m  
 21 May 2026 - 3:41PM  
 Track Rating: Heavy 9, Weather: Fine, Rail Position: +6.5m Entire Circuit



Section	L1100	L1000	L800	L600	L400	L200
Section Times	1:06.88 (0:08.12)	0:58.76 [3] (0:10.64)	0:48.13 [3] (0:11.17)	0:36.96 [6] (0:11.91)	0:25.05 [7] (0:12.58)	0:12.47 [7] (0:12.47)
Average Speed [km/h]	46.3	67.8	65.4	61.5	58.3	58.0
Top Speed [km/h]	65.1	69.1	66.1	64.6	60.0	59.7
Avg. Dist. to Rail [m]	4.2	1.7	3.3	4.7	4.8	3.0
Avg. Stride Freq. [Hz]	2.8	2.7	2.5	2.4	2.4	2.4
Avg. Stride Length [m]	5.3	7.1	7.3	7.2	6.9	6.9



[ ] Ranking at each section and finish  
 -:-:- No data available at this section  
 NA No data available

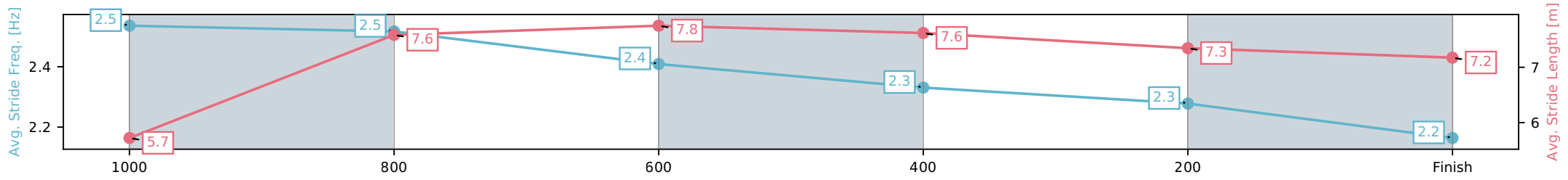
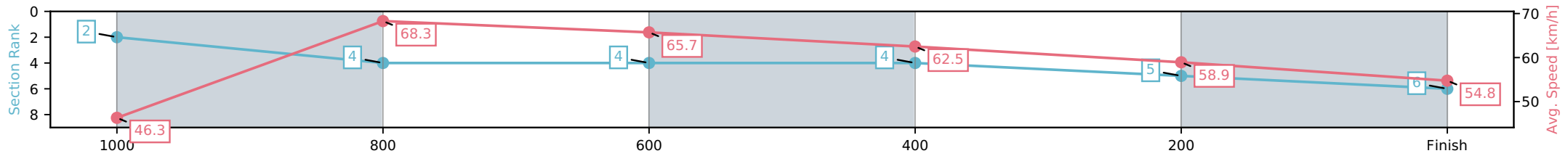
Horse/Jockey Name	Moroccan Wind/Ron Stewart
Finish Rank	6
Fastest Section Time (Section)	0:10.65 (1000-800)
Top Speed [km/h] (Section)	69.0 (1000-800)
Race State	Finished



Ipswich QLD --Professional-2026-05-21  
 Race 7: RAY WHITE IPSWICH INCENTIVE SPRINT SERIES  
 HEAT Class 1 Handicap - 1100m  
 21 May 2026 - 3:41PM  
 Track Rating: Heavy 9, Weather: Fine, Rail Position: +6.5m Entire Circuit



Section	L1100	L1000	L800	L600	L400	L200
Section Times	1:07.07 (0:08.11)	0:58.96 [2] (0:10.65)	0:48.31 [4] (0:11.08)	0:37.23 [4] (0:11.57)	0:25.66 [4] (0:12.30)	0:13.36 [5] (0:13.36)
Average Speed [km/h]	46.3	68.3	65.7	62.5	58.9	54.8
Top Speed [km/h]	65.2	69.0	67.7	64.3	60.7	57.7
Avg. Dist. to Rail [m]	8.6	4.5	2.8	1.7	2.9	2.9
Avg. Stride Freq. [Hz]	2.5	2.5	2.4	2.3	2.3	2.2
Avg. Stride Length [m]	5.7	7.6	7.8	7.6	7.3	7.2



[ ] Ranking at each section and finish  
 -.-.- No data available at this section  
 NA No data available

Horse/Jockey Name	Artie Vainqueur/Fred Larson
Finish Rank	7
Fastest Section Time (Section)	0:10.63 (1000-800)
Top Speed [km/h] (Section)	69.1 (1000-800)
Race State	Finished



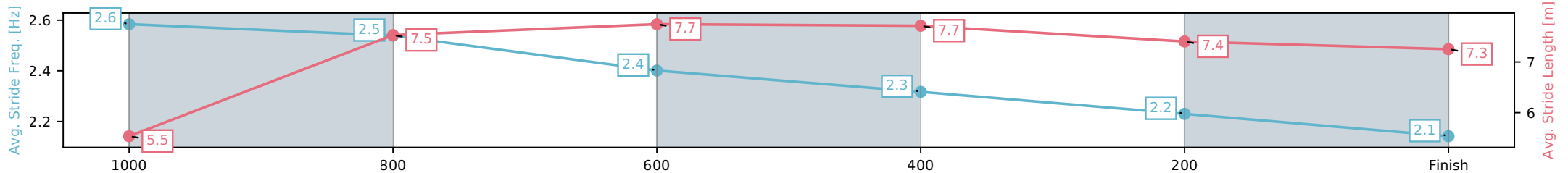
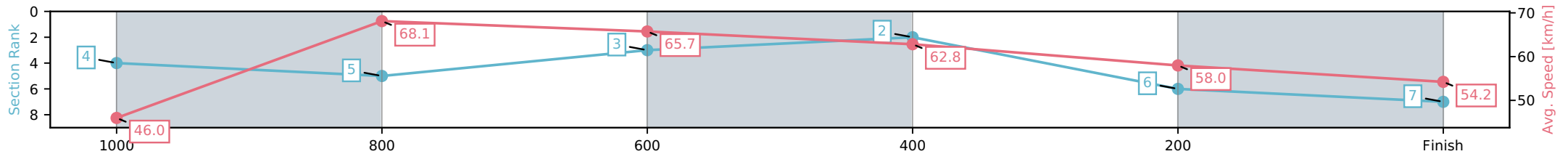
Ipswich QLD --Professional-2026-05-21  
 Race 7: RAY WHITE IPSWICH INCENTIVE SPRINT SERIES  
 HEAT Class 1 Handicap - 1100m

21 May 2026 - 3:41PM



Track Rating: Heavy 9, Weather: Fine, Rail Position: +6.5m Entire Circuit

Section	L1100	L1000	L800	L600	L400	L200
Section Times	1:07.40 (0:08.14)	0:59.26 [4] (0:10.63)	0:48.63 [5] (0:11.04)	0:37.59 [3] (0:11.51)	0:26.08 [2] (0:12.54)	0:13.54 [6] (0:13.54)
Average Speed [km/h]	46.0	68.1	65.7	62.8	58.0	54.2
Top Speed [km/h]	65.8	69.1	67.8	65.4	59.9	56.6
Avg. Dist. to Rail [m]	5.2	2.7	2.3	1.4	3.0	3.0
Avg. Stride Freq. [Hz]	2.6	2.5	2.4	2.3	2.2	2.1
Avg. Stride Length [m]	5.5	7.5	7.7	7.7	7.4	7.3



- [ ] Ranking at each section and finish
- :-:- No data available at this section
- NA No data available



Ipswich QLD  
 Race 8: SEVEN QTIS Three-Year-Old Handicap - 2180m  
 21 May 2026 - 4:16PM



Track Rating: Heavy 9, Weather: Fine, Rail Position: +6.5m Entire Circuit

Field Times (Race Tempo)      2:20.97 (0:13.23)      2:07.74 (0:11.45)      1:56.28 (0:12.86)      1:43.43 (0:13.35)      1:30.07 (0:13.89)      1:16.18 (0:14.59)      1:01.59 (0:13.74)      0:47.84 (0:12.84)

Rank	TAB#	Horse	Overall Time	First 400m	Top Speed km/h (Section)	L2180	L2000	L1800	L1600	L1400	L1200	L1000	L800
	(BAR#)	Jockey	Margin (DT-W)	Last 600m	Fastest Section (Time)	Start - 2000	2000 - 1800	1800 - 1600	1600 - 1400	1400 - 1200	1200 - 1000	1000 - 800	800 - 600
1	10	Norty Forty	2:20.97	0:25.90	64.7 (2000-1800)	2:20.97	2:07.74 [1]	1:56.28 [1]	1:43.43 [1]	1:30.07 [1]	1:16.18 [1]	1:01.59 [1]	0:47.84 [1]
	(10)	Kenji Yoshida		0:35.01	2000-1800 (0:11.45)	(0:13.23)	(0:11.45)	(0:12.86)	(0:13.35)	(0:13.90)	(0:14.59)	(0:13.74)	(0:12.84)
2	12	Simply Gold	2:20.99	0:26.19	67.5 (200-0)	2:20.99	2:07.53 [3]	1:56.02 [4]	1:43.16 [4]	1:29.44 [5]	1:15.62 [5]	1:01.01 [5]	0:47.28 [6]
	(2)	Ben Thompson	0.1L (+3)	0:34.54	200-0 (0:11.23)	(0:13.46)	(0:11.51)	(0:12.86)	(0:13.72)	(0:13.82)	(0:14.61)	(0:13.72)	(0:12.74)
3	9	Lonesome Soul	2:21.13	0:25.90	65.8 (2000-1800)	2:21.13	2:07.72 [2]	1:56.38 [2]	1:43.54 [2]	1:29.94 [3]	1:16.04 [3]	1:01.46 [3]	0:47.72 [3]
	(6)	Chelsea Baker	0.9L (+3)	0:34.93	2000-1800 (0:11.33)	(0:13.41)	(0:11.33)	(0:12.84)	(0:13.60)	(0:13.90)	(0:14.58)	(0:13.74)	(0:12.78)
4	13	Secret Fenkel	2:21.36	0:26.27	64.7 (2000-1800)	2:21.36	2:07.76 [5]	1:56.30 [5]	1:43.49 [5]	1:30.19 [2]	1:16.30 [2]	1:01.75 [2]	0:48.06 [2]
	(7)	Robbie Dolan	2.3L (+7)	0:35.26	2000-1800 (0:11.46)	(0:13.60)	(0:11.46)	(0:12.81)	(0:13.30)	(0:13.90)	(0:14.54)	(0:13.69)	(0:12.79)
5	1	Options	2:21.37	0:26.36	64.7 (2000-1800)	2:21.37	2:07.63 [6]	1:56.23 [6]	1:43.34 [6]	1:29.50 [6]	1:15.80 [6]	1:01.25 [7]	0:47.53 [7]
	(3)	Corey Sutherland	2.4L (+8)	0:34.88	2000-1800 (0:11.40)	(0:13.74)	(0:11.40)	(0:12.90)	(0:13.84)	(0:13.70)	(0:14.55)	(0:13.72)	(0:12.65)
6	6	Pepe	2:21.41	0:27.08	65.9 (400-200)	2:21.41	2:07.29 [11]	1:55.56 [12]	1:42.51 [12]	1:28.29 [11]	1:15.12 [11]	1:00.78 [11]	0:47.06 [11]
	(12)	Cejay Graham	2.6L (+7)	0:34.33	200-0 (0:11.37)	(0:14.12)	(0:11.73)	(0:13.05)	(0:14.22)	(0:13.17)	(0:14.34)	(0:13.71)	(0:12.73)
7	11	Tap High	2:21.42	0:26.85	63.9 (400-200)	2:21.42	2:07.55 [9]	1:55.80 [10]	1:42.87 [10]	1:28.76 [10]	1:15.36 [9]	1:01.38 [6]	0:47.87 [4]
	(8)	Jett Newman	2.6L (+7)	0:35.18	400-200 (0:11.65)	(0:13.87)	(0:11.75)	(0:12.92)	(0:14.11)	(0:13.40)	(0:13.98)	(0:13.51)	(0:12.70)
8	3	Contingency	2:21.44	0:26.77	65.5 (400-200)	2:21.44	2:07.53 [10]	1:55.90 [9]	1:43.02 [9]	1:28.95 [9]	1:15.32 [10]	1:00.88 [10]	0:47.16 [10]
	(4)	Daniel Moor	2.8L (+4)	0:34.56	400-200 (0:11.44)	(0:13.91)	(0:11.63)	(0:12.88)	(0:14.07)	(0:13.63)	(0:14.44)	(0:13.72)	(0:12.61)
9	8	Toby's Trusty	2:21.44	0:26.48	64.6 (2000-1800)	2:21.44	2:07.59 [8]	1:56.13 [7]	1:43.34 [7]	1:29.44 [7]	1:15.72 [7]	1:01.19 [8]	0:47.46 [8]
	(1)	Taylor Marshall	2.8L (+1)	0:34.73	200-0 (0:11.45)	(0:13.85)	(0:11.46)	(0:12.79)	(0:13.90)	(0:13.72)	(0:14.53)	(0:13.74)	(0:12.72)
10	5	Peccavi	2:21.68	0:26.14	64.3 (2000-1800)	2:21.68	2:08.20 [4]	1:56.76 [3]	1:43.86 [3]	1:30.18 [4]	1:16.35 [4]	1:01.77 [4]	0:48.06 [5]
	(5)	Benjamin Osmond	4.2L (+8)	0:35.25	2000-1800 (0:11.44)	(0:13.48)	(0:11.44)	(0:12.90)	(0:13.69)	(0:13.83)	(0:14.58)	(0:13.72)	(0:12.81)

Scratched: Our Brave Lini (#4), Donatello (#14), Crypton's Desire (#15), Neighthan (#16), Luminized (#17), Verry Stella (#18), Rainbow Glitter (#19)

Report Created: Thu 21 May 2026

(Note: Races are conducted over an approximate distance as close as possible to the advertised distance, and recorded data may vary accordingly. Official times refer to race times only and do not include handicap times.)

[ ] Position in running at each section and finish      TAB# Saddle cloth number

Fastest split

-:-:- No data available at this section

BAR# Barrier/Gate Position

Fastest section

NA No data available

DNF Did not finish

DNT Did not track

DT-W Distance travelled compared to winner in metres



Ipswich QLD  
 Race 8: SEVEN QTIS Three-Year-Old Handicap - 2180m  
 21 May 2026 - 4:16PM



Track Rating: Heavy 9, Weather: Fine, Rail Position: +6.5m Entire Circuit

Field Times (Race Tempo)      2:20.97 (0:13.23)      2:07.74 (0:11.45)      1:56.28 (0:12.86)      1:43.43 (0:13.35)      1:30.07 (0:13.89)      1:16.18 (0:14.59)      1:01.59 (0:13.74)      0:47.84 (0:12.84)

Rank	TAB#	Horse	Overall Time	First 400m	Top Speed km/h (Section)	L2180	L2000	L1800	L1600	L1400	L1200	L1000	L800
	(BAR#)	Jockey	Margin (DT-W)	Last 600m	Fastest Section (Time)	Start - 2000	2000 - 1800	1800 - 1600	1600 - 1400	1400 - 1200	1200 - 1000	1000 - 800	800 - 600
11	2	Chillies	2:21.68	0:26.61	64.2 (200-0)	2:21.68	2:07.92 [7]	1:56.28 [8]	1:43.40 [8]	1:29.44 [8]	1:15.80 [8]	1:01.33 [9]	0:47.52 [9]
	(9)	Jordan Childs	4.2L (+7)	0:34.83	200-0 (0:11.40)	(0:13.76)	(0:11.64)	(0:12.87)	(0:13.96)	(0:13.65)	(0:14.47)	(0:13.81)	(0:12.70)
12	7	Summation	2:23.18	0:27.03	63.5 (600-400)	2:23.18	2:09.06 [12]	1:57.37 [11]	1:44.30 [11]	1:29.95 [12]	1:16.71 [12]	1:02.34 [12]	0:48.66 [12]
	(11)	Ron Stewart	13.0L (+3)	0:35.95	600-400 (0:11.56)	(0:14.12)	(0:11.69)	(0:13.06)	(0:14.35)	(0:13.24)	(0:14.37)	(0:13.67)	(0:12.71)

Scratched: Our Brave Lini (#4), Donatello (#14), Crypton's Desire (#15), Neighthan (#16), Luminized (#17), Verry Stella (#18), Rainbow Glitter (#19)

Report Created: Thu 21 May 2026

(Note: Races are conducted over an approximate distance as close as possible to the advertised distance, and recorded data may vary accordingly. Official times refer to race times only and do not include handicap times.)

[ ] Position in running at each section and finish      TAB# Saddle cloth number  
 -:-:- No data available at this section      BAR# Barrier/Gate Position  
 NA No data available      DNF Did not finish  
 DNT Did not track      DT-W Distance travelled compared to winner in metres

Fastest split  
 Fastest section



# Ipswich QLD

## Race 8: SEVEN QTIS Three-Year-Old Handicap - 2180m

21 May 2026 - 4:16PM

Track Rating: Heavy 9, Weather: Fine, Rail Position: +6.5m Entire Circuit



Field Times  
(Race Tempo)                      0:35.01      0:23.12      0:11.50  
(0:11.89)      (0:11.62)      (0:11.50)

Rank	TAB#	Horse	Overall Time	First 400m	Top Speed km/h (Section)	L600	L400	L200						
	(BAR#)	Jockey	Margin (DT-W)	Last 600m	Fastest Section (Time)	600 - 400	400 - 200	200 - Finish						
1	10	Norty Forty	2:20.97	0:25.90	64.7 (2000-1800)	0:35.01 [1]	0:23.12 [1]	0:11.50 [1]						
	(10)	Kenji Yoshida		0:35.01	2000-1800 (0:11.45)	(0:11.89)	(0:11.62)	(0:11.50)						
2	12	Simply Gold	2:20.99	0:26.19	67.5 (200-0)	0:34.54 [6]	0:22.78 [5]	0:11.23 [4]						
	(2)	Ben Thompson	0.1L (+3)	0:34.54	200-0 (0:11.23)	(0:11.76)	(0:11.55)	(0:11.23)						
3	9	Lonesome Soul	2:21.13	0:25.90	65.8 (2000-1800)	0:34.93 [3]	0:23.05 [4]	0:11.51 [2]						
	(6)	Chelsea Baker	0.9L (+3)	0:34.93	2000-1800 (0:11.33)	(0:11.88)	(0:11.54)	(0:11.51)						
4	13	Secret Fenkel	2:21.36	0:26.27	64.7 (2000-1800)	0:35.27 [2]	0:23.37 [3]	0:11.59 [5]						
	(7)	Robbie Dolan	2.3L (+7)	0:35.26	2000-1800 (0:11.46)	(0:11.89)	(0:11.78)	(0:11.59)						
5	1	Options	2:21.37	0:26.36	64.7 (2000-1800)	0:34.88 [7]	0:23.13 [6]	0:11.48 [6]						
	(3)	Corey Sutherland	2.4L (+8)	0:34.88	2000-1800 (0:11.40)	(0:11.75)	(0:11.65)	(0:11.48)						
6	6	Pepe	2:21.41	0:27.08	65.9 (400-200)	0:34.33 [11]	0:22.75 [11]	0:11.37 [10]						
	(12)	Cejay Graham	2.6L (+7)	0:34.33	200-0 (0:11.37)	(0:11.58)	(0:11.38)	(0:11.37)						
7	11	Tap High	2:21.42	0:26.85	63.9 (400-200)	0:35.18 [4]	0:23.44 [2]	0:11.79 [3]						
	(8)	Jett Newman	2.6L (+7)	0:35.18	400-200 (0:11.65)	(0:11.74)	(0:11.65)	(0:11.79)						
8	3	Contingency	2:21.44	0:26.77	65.5 (400-200)	0:34.55 [10]	0:22.98 [8]	0:11.54 [7]						
	(4)	Daniel Moor	2.8L (+4)	0:34.56	400-200 (0:11.44)	(0:11.58)	(0:11.44)	(0:11.54)						
9	8	Toby's Trusty	2:21.44	0:26.48	64.6 (2000-1800)	0:34.74 [8]	0:22.94 [9]	0:11.45 [9]						
	(1)	Taylor Marshall	2.8L (+1)	0:34.73	200-0 (0:11.45)	(0:11.79)	(0:11.49)	(0:11.45)						
10	5	Peccavi	2:21.68	0:26.14	64.3 (2000-1800)	0:35.25 [5]	0:23.40 [7]	0:11.72 [8]						
	(5)	Benjamin Osmond	4.2L (+8)	0:35.25	2000-1800 (0:11.44)	(0:11.84)	(0:11.69)	(0:11.72)						

Scratched: Our Brave Lini (#4), Donatello (#14), Cryption's Desire (#15), Neighthan (#16), Luminized (#17), Verry Stella (#18), Rainbow Glitter (#19)

Report Created: Thu 21 May 2026

(Note: Races are conducted over an approximate distance as close as possible to the advertised distance, and recorded data may vary accordingly. Official times refer to race times only and do not include handicap times.)

[ ] Position in running at each section and finish    TAB# Saddle cloth number  
 -:-:- No data available at this section                      BAR# Barrier/Gate Position  
 NA No data available    DNF Did not finish  
 DNT Did not track    DT-W Distance travelled compared to winner in metres

Fastest split  
 Fastest section



Ipswich QLD  
 Race 8: SEVEN QTIS Three-Year-Old Handicap - 2180m  
 21 May 2026 - 4:16PM



Track Rating: Heavy 9, Weather: Fine, Rail Position: +6.5m Entire Circuit

Field Times                      0:35.01      0:23.12      0:11.50  
 (Race Tempo)                    (0:11.89)    (0:11.62)    (0:11.50)

Rank	TAB#	Horse	Overall Time	First 400m	Top Speed km/h (Section)	L600	L400	L200					
	(BAR#)	Jockey	Margin (DT-W)	Last 600m	Fastest Section (Time)	600 - 400	400 - 200	200 - Finish					
11	2	Chillies	2:21.68	0:26.61	64.2 (200-0)	0:34.83 [9]	0:23.18 [10]	0:11.40 [11]					
	(9)	Jordan Childs	4.2L (+7)	0:34.83	200-0 (0:11.40)	(0:11.65)	(0:11.78)	(0:11.40)					
12	7	Summation	2:23.18	0:27.03	63.5 (600-400)	0:35.95 [12]	0:24.39 [12]	0:12.66 [12]					
	(11)	Ron Stewart	13.0L (+3)	0:35.95	600-400 (0:11.56)	(0:11.56)	(0:11.73)	(0:12.66)					

Scratched: Our Brave Lini (#4), Donatello (#14), Crypton's Desire (#15), Neighthan (#16), Luminized (#17), Verry Stella (#18), Rainbow Glitter (#19)

Report Created: Thu 21 May 2026  
 (Note: Races are conducted over an approximate distance as close as possible to the advertised distance, and recorded data may vary accordingly. Official times refer to race times only and do not include handicap times.)

[ ] Position in running at each section and finish    TAB# Saddle cloth number  
 -:--:-- No data available at this section                BAR# Barrier/Gate Position  
 NA No data available                                        DNF Did not finish  
 DNT Did not track     DT-W Distance travelled compared to winner in metres

Fastest split  
 Fastest section

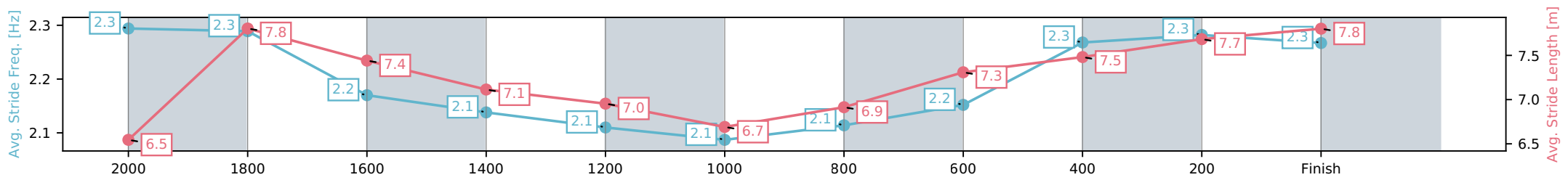
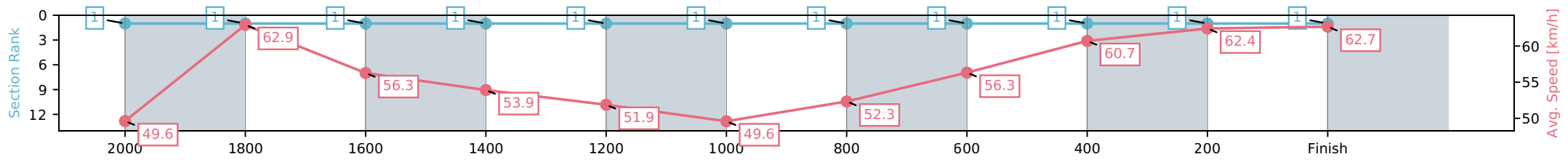
Horse/Jockey Name	Norty Forty/Kenji Yoshida
Finish Rank	1
Fastest Section Time (Section)	0:11.45 (2000-1800)
Top Speed [km/h] (Section)	64.7 (2000-1800)
Race State	Finished



Ipswich QLD --Professional-2026-05-21  
 Race 8: SEVEN QTIS Three-Year-Old Handicap - 2180m  
 21 May 2026 - 4:16PM  
 Track Rating: Heavy 9, Weather: Fine, Rail Position: +6.5m Entire Circuit



Section	L2180	L2000	L1800	L1600	L1400	L1200	L1000	L800	L600	L400	L200
Section Times	2:20.97 (0:13.23)	2:07.74 [1] (0:11.45)	1:56.28 [1] (0:12.86)	1:43.43 [1] (0:13.35)	1:30.07 [1] (0:13.90)	1:16.18 [1] (0:14.59)	1:01.59 [1] (0:13.74)	0:47.84 [1] (0:12.84)	0:35.01 [1] (0:11.89)	0:23.12 [1] (0:11.62)	0:11.50 [1] (0:11.50)
Average Speed [km/h]	49.6	62.9	56.3	53.9	51.9	49.6	52.3	56.3	60.7	62.4	62.7
Top Speed [km/h]	63.6	64.7	59.4	55.1	52.8	50.6	54.1	58.0	62.1	63.1	63.7
Avg. Dist. to Rail [m]	8.6	2.7	0.7	0.5	0.2	1.5	0.4	0.9	0.6	3.0	3.1
Avg. Stride Freq. [Hz]	2.3	2.3	2.2	2.1	2.1	2.1	2.1	2.2	2.3	2.3	2.3
Avg. Stride Length [m]	6.5	7.8	7.4	7.1	7.0	6.7	6.9	7.3	7.5	7.7	7.8



[ ] Ranking at each section and finish  
 -:-:- No data available at this section  
 NA No data available

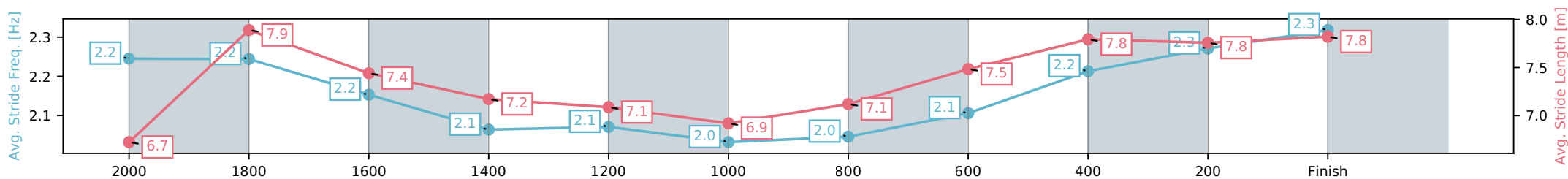
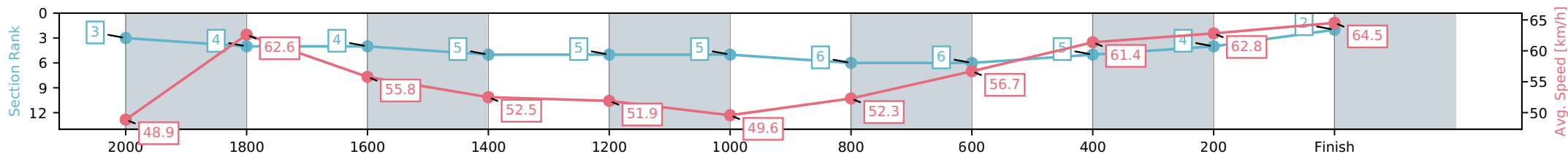
Horse/Jockey Name	Simply Gold/Ben Thompson
Finish Rank	2
Fastest Section Time (Section)	0:11.23 (200-0)
Top Speed [km/h] (Section)	67.5 (200-0)
Race State	Finished



Ipswich QLD --Professional-2026-05-21  
 Race 8: SEVEN QTIS Three-Year-Old Handicap - 2180m  
 21 May 2026 - 4:16PM  
 Track Rating: Heavy 9, Weather: Fine, Rail Position: +6.5m Entire Circuit



Section	L2180	L2000	L1800	L1600	L1400	L1200	L1000	L800	L600	L400	L200
Section Times	2:20.99 (0:13.46)	2:07.53 [3] (0:11.51)	1:56.02 [4] (0:12.86)	1:43.16 [4] (0:13.72)	1:29.44 [5] (0:13.82)	1:15.62 [5] (0:14.61)	1:01.01 [5] (0:13.72)	0:47.28 [6] (0:12.74)	0:34.54 [6] (0:11.76)	0:22.78 [5] (0:11.55)	0:11.23 [4] (0:11.23)
Average Speed [km/h]	48.9	62.6	55.8	52.5	51.9	49.6	52.3	56.7	61.4	62.8	64.5
Top Speed [km/h]	63.2	63.7	59.9	53.9	53.4	50.4	53.7	60.0	62.3	64.3	67.5
Avg. Dist. to Rail [m]	2.7	0.5	0.5	0.4	0.5	1.1	0.5	0.6	0.7	2.5	1.4
Avg. Stride Freq. [Hz]	2.2	2.2	2.2	2.1	2.1	2.0	2.0	2.1	2.2	2.3	2.3
Avg. Stride Length [m]	6.7	7.9	7.4	7.2	7.1	6.9	7.1	7.5	7.8	7.8	7.8



- [ ] Ranking at each section and finish
- :-:- No data available at this section
- NA No data available

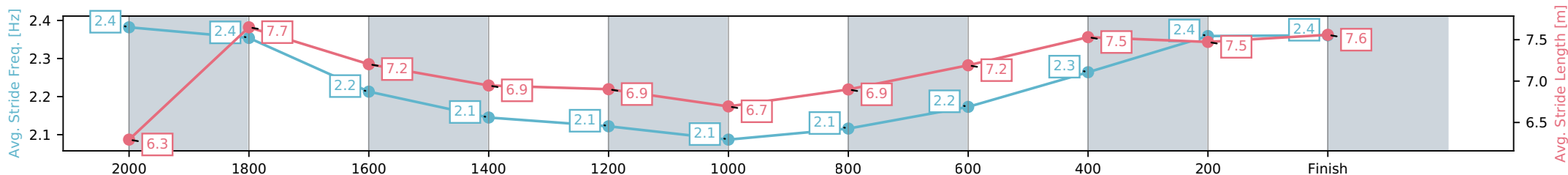
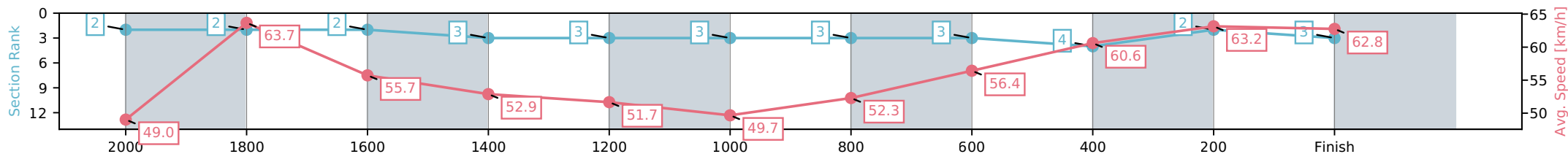
Horse/Jockey Name	Lonesome Soul/Chelsea Baker
Finish Rank	3
Fastest Section Time (Section)	0:11.33 (2000-1800)
Top Speed [km/h] (Section)	65.8 (2000-1800)
Race State	Finished



Ipswich QLD --Professional-2026-05-21  
 Race 8: SEVEN QTIS Three-Year-Old Handicap - 2180m  
 21 May 2026 - 4:16PM  
 Track Rating: Heavy 9, Weather: Fine, Rail Position: +6.5m Entire Circuit



Section	L2180	L2000	L1800	L1600	L1400	L1200	L1000	L800	L600	L400	L200
Section Times	2:21.13 (0:13.41)	2:07.72 [2] (0:11.33)	1:56.38 [2] (0:12.84)	1:43.54 [2] (0:13.60)	1:29.94 [3] (0:13.90)	1:16.04 [3] (0:14.58)	1:01.46 [3] (0:13.74)	0:47.72 [3] (0:12.78)	0:34.93 [3] (0:11.88)	0:23.05 [4] (0:11.54)	0:11.51 [2] (0:11.51)
Average Speed [km/h]	49.0	63.7	55.7	52.9	51.7	49.7	52.3	56.4	60.6	63.2	62.8
Top Speed [km/h]	63.7	65.8	61.4	53.6	52.5	50.5	53.7	59.3	61.8	64.7	64.3
Avg. Dist. to Rail [m]	6.6	1.7	0.5	0.5	0.5	1.1	0.4	0.6	0.4	3.0	2.3
Avg. Stride Freq. [Hz]	2.4	2.4	2.2	2.1	2.1	2.1	2.1	2.2	2.3	2.4	2.4
Avg. Stride Length [m]	6.3	7.7	7.2	6.9	6.9	6.7	6.9	7.2	7.5	7.5	7.6



[ ] Ranking at each section and finish  
 -:-:- No data available at this section  
 NA No data available

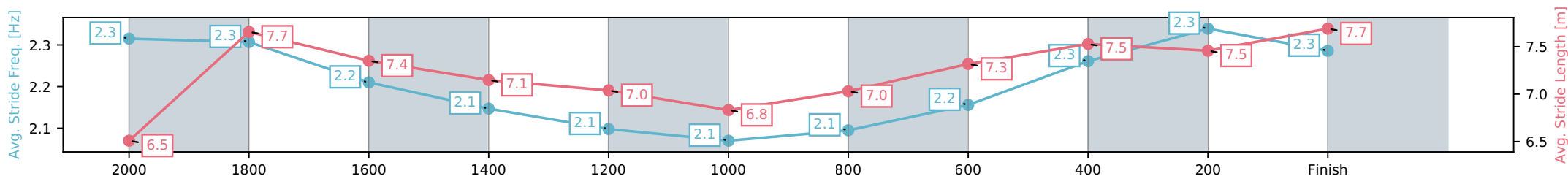
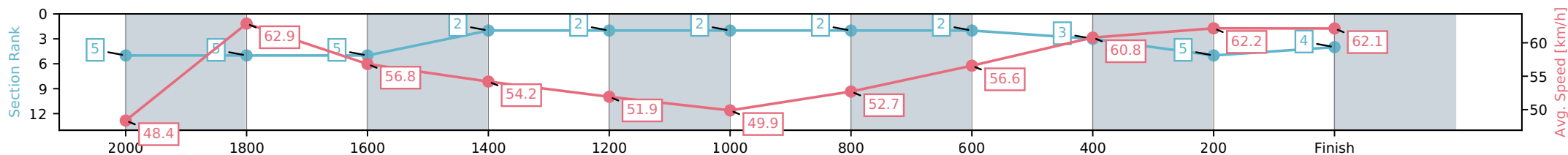
Horse/Jockey Name	Secret Fenkel/Robbie Dolan
Finish Rank	4
Fastest Section Time (Section)	0:11.46 (2000-1800)
Top Speed [km/h] (Section)	64.7 (2000-1800)
Race State	Finished



Ipswich QLD --Professional-2026-05-21  
 Race 8: SEVEN QTIS Three-Year-Old Handicap - 2180m  
 21 May 2026 - 4:16PM  
 Track Rating: Heavy 9, Weather: Fine, Rail Position: +6.5m Entire Circuit



Section	L2180	L2000	L1800	L1600	L1400	L1200	L1000	L800	L600	L400	L200
Section Times	2:21.36 (0:13.60)	2:07.76 [5] (0:11.46)	1:56.30 [5] (0:12.81)	1:43.49 [5] (0:13.30)	1:30.19 [2] (0:13.90)	1:16.30 [2] (0:14.54)	1:01.75 [2] (0:13.69)	0:48.06 [2] (0:12.79)	0:35.27 [2] (0:11.89)	0:23.37 [3] (0:11.78)	0:11.59 [5] (0:11.59)
Average Speed [km/h]	48.4	62.9	56.8	54.2	51.9	49.9	52.7	56.6	60.8	62.2	62.1
Top Speed [km/h]	61.7	64.7	60.1	55.2	53.6	50.8	54.1	59.3	61.8	63.4	63.7
Avg. Dist. to Rail [m]	7.2	2.5	1.4	1.2	0.5	2.1	0.9	1.7	1.2	5.0	4.8
Avg. Stride Freq. [Hz]	2.3	2.3	2.2	2.1	2.1	2.1	2.1	2.2	2.3	2.3	2.3
Avg. Stride Length [m]	6.5	7.7	7.4	7.1	7.0	6.8	7.0	7.3	7.5	7.5	7.7



- [ ] Ranking at each section and finish
- .-.- No data available at this section
- NA No data available

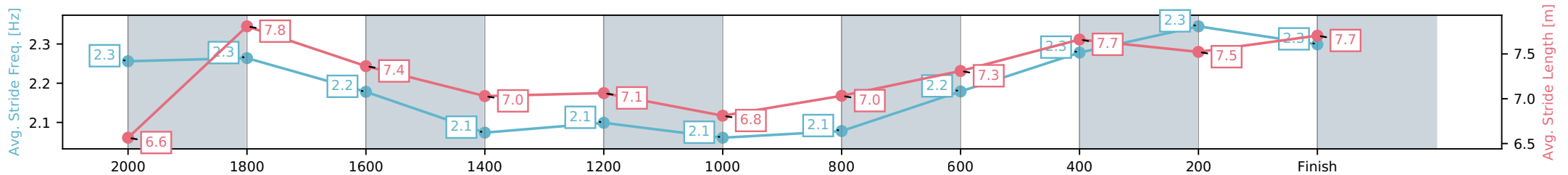
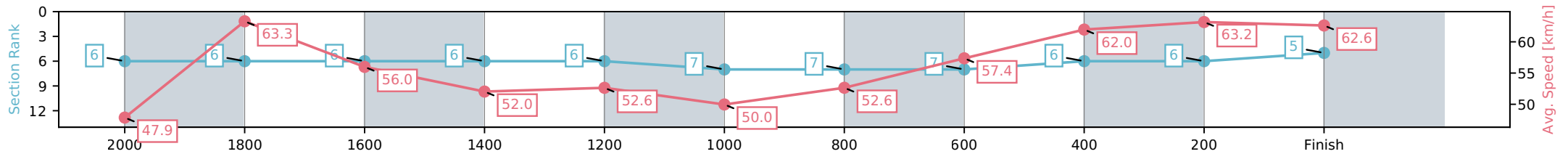
Horse/Jockey Name	Options/Corey Sutherland
Finish Rank	5
Fastest Section Time (Section)	0:11.40 (2000-1800)
Top Speed [km/h] (Section)	64.7 (2000-1800)
Race State	Finished



Ipswich QLD --Professional-2026-05-21  
 Race 8: SEVEN QTIS Three-Year-Old Handicap - 2180m  
 21 May 2026 - 4:16PM  
 Track Rating: Heavy 9, Weather: Fine, Rail Position: +6.5m Entire Circuit



Section	L2180	L2000	L1800	L1600	L1400	L1200	L1000	L800	L600	L400	L200
Section Times	2:21.37 (0:13.74)	2:07.63 [6] (0:11.40)	1:56.23 [6] (0:12.90)	1:43.34 [6] (0:13.84)	1:29.50 [6] (0:13.70)	1:15.80 [6] (0:14.55)	1:01.25 [7] (0:13.72)	0:47.53 [7] (0:12.65)	0:34.88 [7] (0:11.75)	0:23.13 [6] (0:11.65)	0:11.48 [6] (0:11.48)
Average Speed [km/h]	47.9	63.3	56.0	52.0	52.6	50.0	52.6	57.4	62.0	63.2	62.6
Top Speed [km/h]	62.4	64.7	60.9	53.7	54.4	51.5	54.5	61.5	62.6	64.7	64.7
Avg. Dist. to Rail [m]	3.8	1.4	0.3	0.6	0.4	2.2	1.3	2.2	2.8	7.0	6.3
Avg. Stride Freq. [Hz]	2.3	2.3	2.2	2.1	2.1	2.1	2.1	2.2	2.3	2.3	2.3
Avg. Stride Length [m]	6.6	7.8	7.4	7.0	7.1	6.8	7.0	7.3	7.7	7.5	7.7



[ ] Ranking at each section and finish  
 -.-.- No data available at this section  
 NA No data available

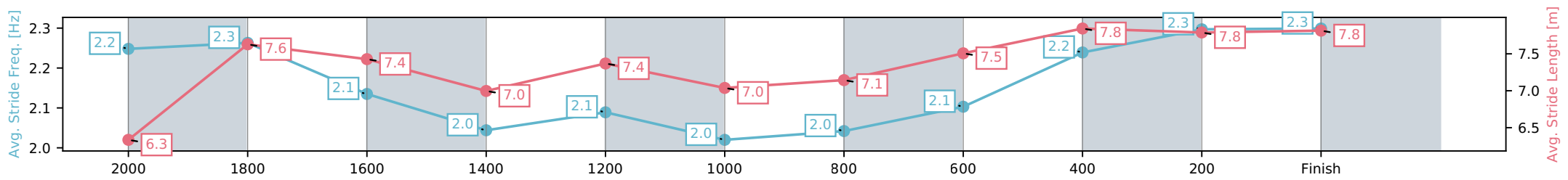
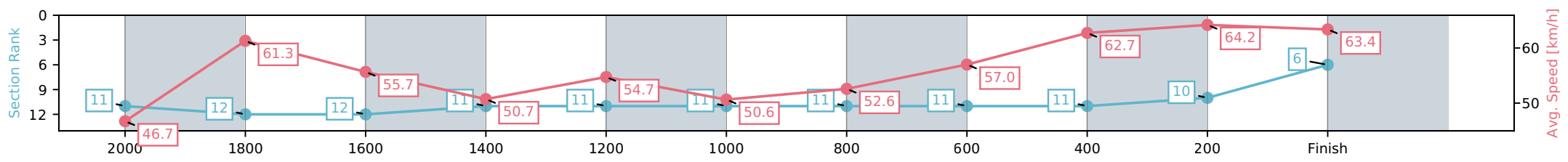
Horse/Jockey Name	Pepe/Cejay Graham
Finish Rank	6
Fastest Section Time (Section)	0:11.37 (200-0)
Top Speed [km/h] (Section)	65.9 (400-200)
Race State	Finished



Ipswich QLD --Professional-2026-05-21  
 Race 8: SEVEN QTIS Three-Year-Old Handicap - 2180m  
 21 May 2026 - 4:16PM  
 Track Rating: Heavy 9, Weather: Fine, Rail Position: +6.5m Entire Circuit



Section	L2180	L2000	L1800	L1600	L1400	L1200	L1000	L800	L600	L400	L200
Section Times	2:21.41 (0:14.12)	2:07.29 [11] (0:11.73)	1:55.56 [12] (0:13.05)	1:42.51 [12] (0:14.22)	1:28.29 [11] (0:13.17)	1:15.12 [11] (0:14.34)	1:00.78 [11] (0:13.71)	0:47.06 [11] (0:12.73)	0:34.33 [11] (0:11.58)	0:22.75 [11] (0:11.38)	0:11.37 [10] (0:11.37)
Average Speed [km/h]	46.7	61.3	55.7	50.7	54.7	50.6	52.6	57.0	62.7	64.2	63.4
Top Speed [km/h]	60.4	63.3	59.1	53.3	56.5	52.0	54.7	61.8	63.8	65.9	65.7
Avg. Dist. to Rail [m]	10.4	0.9	1.0	0.8	0.6	2.2	1.2	1.8	2.4	5.1	7.3
Avg. Stride Freq. [Hz]	2.2	2.3	2.1	2.0	2.1	2.0	2.0	2.1	2.2	2.3	2.3
Avg. Stride Length [m]	6.3	7.6	7.4	7.0	7.4	7.0	7.1	7.5	7.8	7.8	7.8



[ ] Ranking at each section and finish  
 -.-.- No data available at this section  
 NA No data available

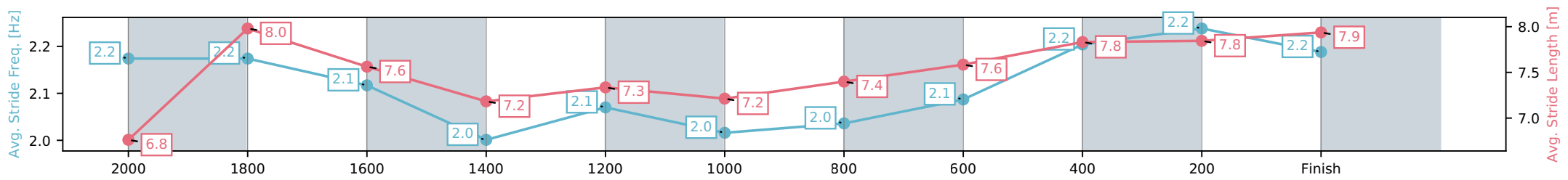
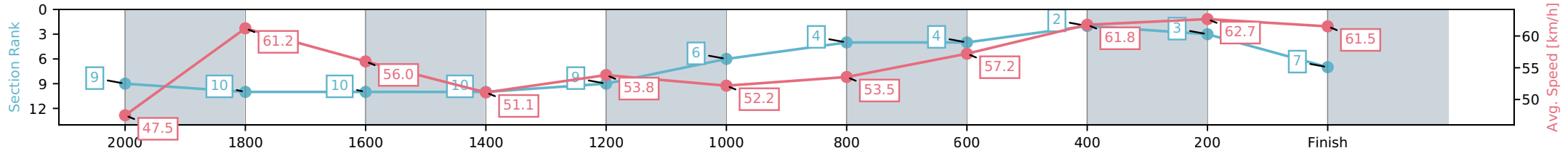
Horse/Jockey Name	Tap High/Jett Newman
Finish Rank	7
Fastest Section Time (Section)	0:11.65 (400-200)
Top Speed [km/h] (Section)	63.9 (400-200)
Race State	Finished



Ipswich QLD --Professional-2026-05-21  
 Race 8: SEVEN QTIS Three-Year-Old Handicap - 2180m  
 21 May 2026 - 4:16PM  
 Track Rating: Heavy 9, Weather: Fine, Rail Position: +6.5m Entire Circuit



Section	L2180	L2000	L1800	L1600	L1400	L1200	L1000	L800	L600	L400	L200
Section Times	2:21.42 (0:13.87)	2:07.55 [9] (0:11.75)	1:55.80 [10] (0:12.92)	1:42.87 [10] (0:14.11)	1:28.76 [10] (0:13.40)	1:15.36 [9] (0:13.98)	1:01.38 [6] (0:13.51)	0:47.87 [4] (0:12.70)	0:35.18 [4] (0:11.74)	0:23.44 [2] (0:11.65)	0:11.79 [3] (0:11.79)
Average Speed [km/h]	47.5	61.2	56.0	51.1	53.8	52.2	53.5	57.2	61.8	62.7	61.5
Top Speed [km/h]	61.9	61.9	60.0	53.3	56.6	53.2	53.9	60.8	62.4	63.9	63.8
Avg. Dist. to Rail [m]	6.8	1.2	0.7	0.5	0.8	3.1	1.8	2.3	2.2	4.4	5.0
Avg. Stride Freq. [Hz]	2.2	2.2	2.1	2.0	2.1	2.0	2.0	2.1	2.2	2.2	2.2
Avg. Stride Length [m]	6.8	8.0	7.6	7.2	7.3	7.2	7.4	7.6	7.8	7.8	7.9



[ ] Ranking at each section and finish  
 -.-.- No data available at this section  
 NA No data available

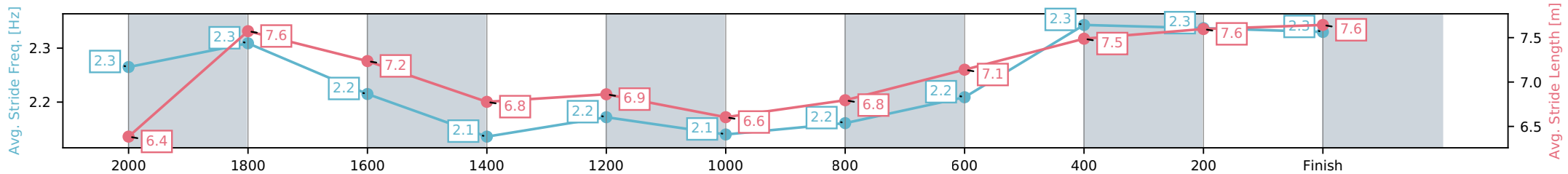
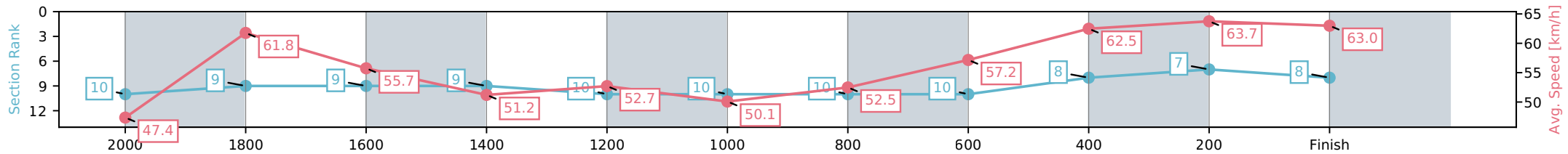
Horse/Jockey Name	Contingency/Daniel Moor
Finish Rank	8
Fastest Section Time (Section)	0:11.44 (400-200)
Top Speed [km/h] (Section)	65.5 (400-200)
Race State	Finished



Ipswich QLD --Professional-2026-05-21  
 Race 8: SEVEN QTIS Three-Year-Old Handicap - 2180m  
 21 May 2026 - 4:16PM  
 Track Rating: Heavy 9, Weather: Fine, Rail Position: +6.5m Entire Circuit



Section	L2180	L2000	L1800	L1600	L1400	L1200	L1000	L800	L600	L400	L200
Section Times	2:21.44 (0:13.91)	2:07.53 [10] (0:11.63)	1:55.90 [9] (0:12.88)	1:43.02 [9] (0:14.07)	1:28.95 [9] (0:13.63)	1:15.32 [10] (0:14.44)	1:00.88 [10] (0:13.72)	0:47.16 [10] (0:12.61)	0:34.55 [10] (0:11.58)	0:22.98 [8] (0:11.44)	0:11.54 [7] (0:11.54)
Average Speed [km/h]	47.4	61.8	55.7	51.2	52.7	50.1	52.5	57.2	62.5	63.7	63.0
Top Speed [km/h]	63.2	63.5	59.4	53.6	55.1	51.3	54.8	63.0	63.7	65.5	64.5
Avg. Dist. to Rail [m]	4.3	0.5	0.5	0.4	0.4	1.1	0.5	0.8	1.2	3.9	2.7
Avg. Stride Freq. [Hz]	2.3	2.3	2.2	2.1	2.2	2.1	2.2	2.2	2.3	2.3	2.3
Avg. Stride Length [m]	6.4	7.6	7.2	6.8	6.9	6.6	6.8	7.1	7.5	7.6	7.6



- [ ] Ranking at each section and finish
- :-:- No data available at this section
- NA No data available

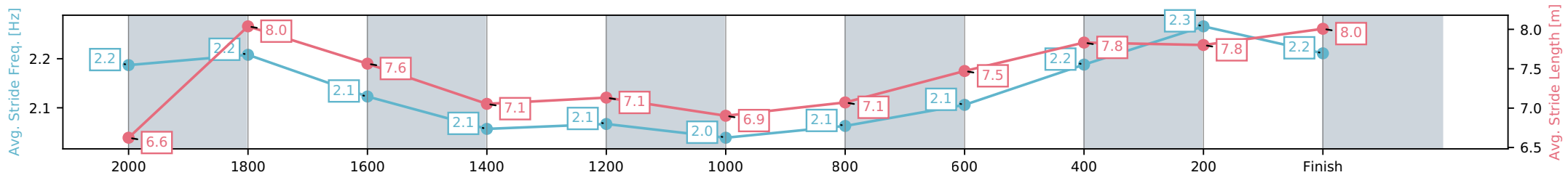
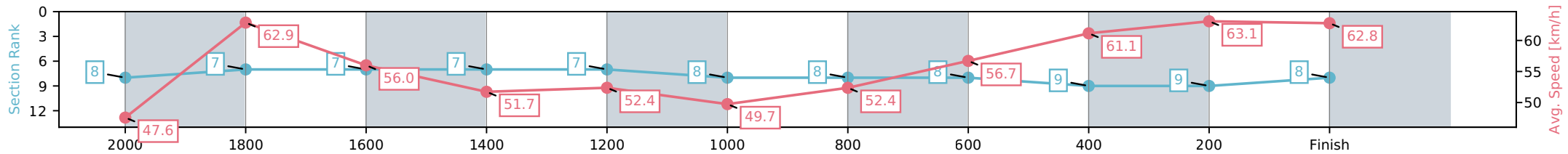
Horse/Jockey Name	Toby's Trusty/Taylor Marshall
Finish Rank	9
Fastest Section Time (Section)	0:11.45 (200-0)
Top Speed [km/h] (Section)	64.6 (2000-1800)
Race State	Finished



Ipswich QLD --Professional-2026-05-21  
 Race 8: SEVEN QTIS Three-Year-Old Handicap - 2180m  
 21 May 2026 - 4:16PM  
 Track Rating: Heavy 9, Weather: Fine, Rail Position: +6.5m Entire Circuit



Section	L2180	L2000	L1800	L1600	L1400	L1200	L1000	L800	L600	L400	L200
Section Times	2:21.44 (0:13.85)	2:07.59 [8] (0:11.46)	1:56.13 [7] (0:12.79)	1:43.34 [7] (0:13.90)	1:29.44 [7] (0:13.72)	1:15.72 [7] (0:14.53)	1:01.19 [8] (0:13.74)	0:47.46 [8] (0:12.72)	0:34.74 [8] (0:11.79)	0:22.94 [9] (0:11.49)	0:11.45 [9] (0:11.45)
Average Speed [km/h]	47.6	62.9	56.0	51.7	52.4	49.7	52.4	56.7	61.1	63.1	62.8
Top Speed [km/h]	62.6	64.6	60.4	53.9	54.6	51.0	53.9	60.9	61.8	63.6	63.9
Avg. Dist. to Rail [m]	2.1	0.3	0.7	0.6	0.6	1.1	0.5	0.6	0.6	2.4	1.7
Avg. Stride Freq. [Hz]	2.2	2.2	2.1	2.1	2.1	2.0	2.1	2.1	2.2	2.3	2.2
Avg. Stride Length [m]	6.6	8.0	7.6	7.1	7.1	6.9	7.1	7.5	7.8	7.8	8.0



[ ] Ranking at each section and finish  
 -:-:- No data available at this section  
 NA No data available

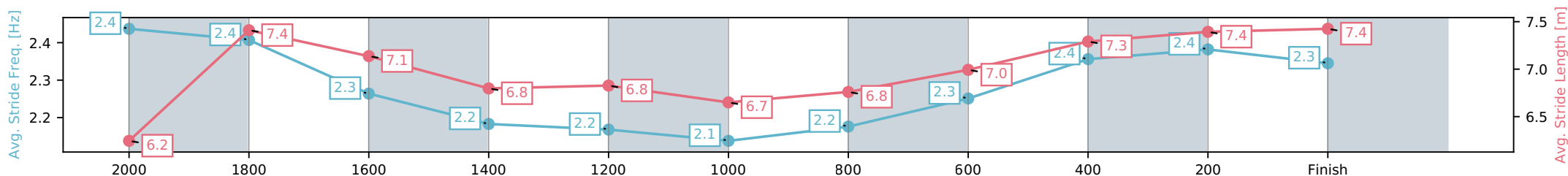
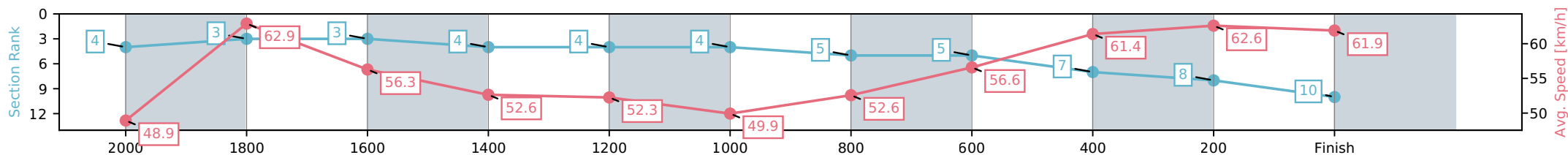
Horse/Jockey Name	Peccavi/Benjamin Osmond
Finish Rank	10
Fastest Section Time (Section)	0:11.44 (2000-1800)
Top Speed [km/h] (Section)	64.3 (2000-1800)
Race State	Finished



Ipswich QLD --Professional-2026-05-21  
 Race 8: SEVEN QTIS Three-Year-Old Handicap - 2180m  
 21 May 2026 - 4:16PM  
 Track Rating: Heavy 9, Weather: Fine, Rail Position: +6.5m Entire Circuit



Section	L2180	L2000	L1800	L1600	L1400	L1200	L1000	L800	L600	L400	L200
Section Times	2:21.68 (0:13.48)	2:08.20 [4] (0:11.44)	1:56.76 [3] (0:12.90)	1:43.86 [3] (0:13.69)	1:30.18 [4] (0:13.83)	1:16.35 [4] (0:14.58)	1:01.77 [4] (0:13.72)	0:48.06 [5] (0:12.81)	0:35.25 [5] (0:11.84)	0:23.40 [7] (0:11.69)	0:11.72 [8] (0:11.72)
Average Speed [km/h]	48.9	62.9	56.3	52.6	52.3	49.9	52.6	56.6	61.4	62.6	61.9
Top Speed [km/h]	64.2	64.3	59.6	53.5	53.6	51.3	53.7	60.4	62.6	63.8	63.2
Avg. Dist. to Rail [m]	5.4	1.4	1.0	1.1	0.9	2.5	0.9	2.1	2.7	5.0	4.9
Avg. Stride Freq. [Hz]	2.4	2.4	2.3	2.2	2.2	2.1	2.2	2.3	2.4	2.4	2.3
Avg. Stride Length [m]	6.2	7.4	7.1	6.8	6.8	6.7	6.8	7.0	7.3	7.4	7.4



- [ ] Ranking at each section and finish
- :-:- No data available at this section
- NA No data available

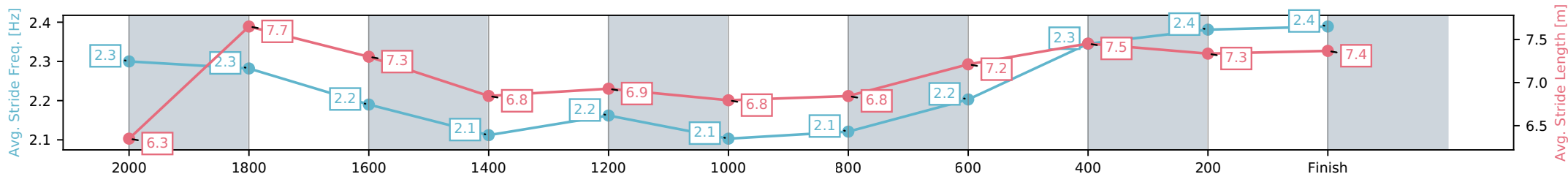
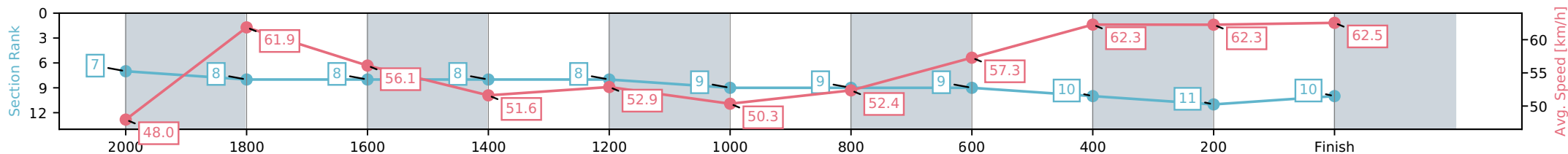
Horse/Jockey Name	Chillies/Jordan Childs
Finish Rank	11
Fastest Section Time (Section)	0:11.40 (200-0)
Top Speed [km/h] (Section)	64.2 (200-0)
Race State	Finished



Ipswich QLD --Professional-2026-05-21  
 Race 8: SEVEN QTIS Three-Year-Old Handicap - 2180m  
 21 May 2026 - 4:16PM  
 Track Rating: Heavy 9, Weather: Fine, Rail Position: +6.5m Entire Circuit



Section	L2180	L2000	L1800	L1600	L1400	L1200	L1000	L800	L600	L400	L200
Section Times	2:21.68 (0:13.76)	2:07.92 [7] (0:11.64)	1:56.28 [8] (0:12.87)	1:43.40 [8] (0:13.96)	1:29.44 [8] (0:13.65)	1:15.80 [8] (0:14.47)	1:01.33 [9] (0:13.81)	0:47.52 [9] (0:12.70)	0:34.83 [9] (0:11.65)	0:23.18 [10] (0:11.78)	0:11.40 [11] (0:11.40)
Average Speed [km/h]	48.0	61.9	56.1	51.6	52.9	50.3	52.4	57.3	62.3	62.3	62.5
Top Speed [km/h]	62.6	63.2	60.0	53.8	55.5	51.4	54.4	62.1	62.9	63.1	64.2
Avg. Dist. to Rail [m]	8.2	1.6	0.5	0.4	0.5	2.7	2.0	2.5	2.4	5.8	7.7
Avg. Stride Freq. [Hz]	2.3	2.3	2.2	2.1	2.2	2.1	2.1	2.2	2.3	2.4	2.4
Avg. Stride Length [m]	6.3	7.7	7.3	6.8	6.9	6.8	6.8	7.2	7.5	7.3	7.4



[ ] Ranking at each section and finish  
 -.-.- No data available at this section  
 NA No data available

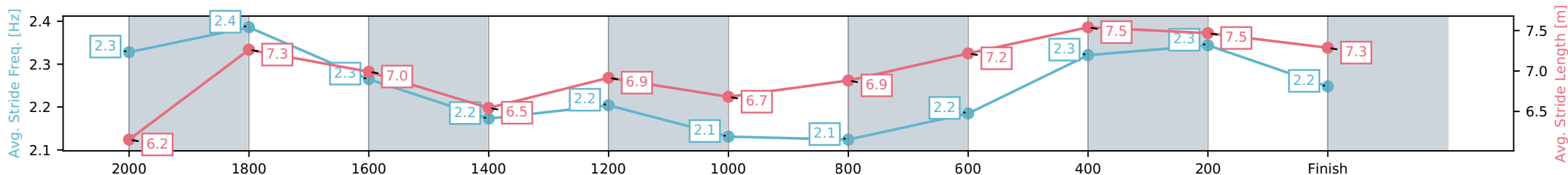
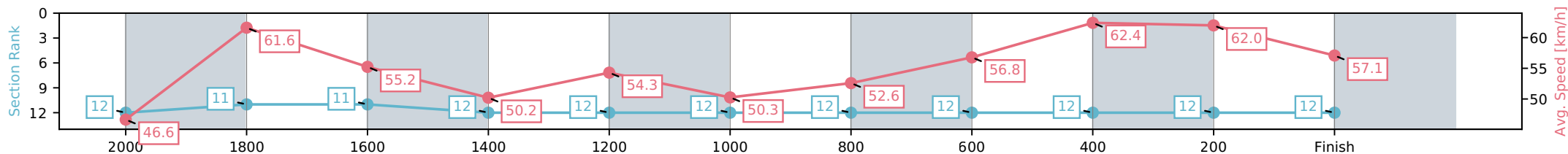
Horse/Jockey Name	Summation/Ron Stewart
Finish Rank	12
Fastest Section Time (Section)	0:11.56 (600-400)
Top Speed [km/h] (Section)	63.5 (600-400)
Race State	Finished



Ipswich QLD --Professional-2026-05-21  
 Race 8: SEVEN QTIS Three-Year-Old Handicap - 2180m  
 21 May 2026 - 4:16PM  
 Track Rating: Heavy 9, Weather: Fine, Rail Position: +6.5m Entire Circuit



Section	L2180	L2000	L1800	L1600	L1400	L1200	L1000	L800	L600	L400	L200
Section Times	2:23.18 (0:14.12)	2:09.06 [12] (0:11.69)	1:57.37 [11] (0:13.06)	1:44.30 [11] (0:14.35)	1:29.95 [12] (0:13.24)	1:16.71 [12] (0:14.37)	1:02.34 [12] (0:13.67)	0:48.66 [12] (0:12.71)	0:35.95 [12] (0:11.56)	0:24.39 [12] (0:11.73)	0:12.66 [12] (0:12.66)
Average Speed [km/h]	46.6	61.6	55.2	50.2	54.3	50.3	52.6	56.8	62.4	62.0	57.1
Top Speed [km/h]	60.4	63.1	60.2	52.8	56.1	51.6	55.6	61.4	63.5	62.4	61.3
Avg. Dist. to Rail [m]	9.5	0.6	0.5	0.4	0.4	1.1	0.5	0.6	0.9	3.7	5.0
Avg. Stride Freq. [Hz]	2.3	2.4	2.3	2.2	2.2	2.1	2.1	2.2	2.3	2.3	2.2
Avg. Stride Length [m]	6.2	7.3	7.0	6.5	6.9	6.7	6.9	7.2	7.5	7.5	7.3



[ ] Ranking at each section and finish  
 -:-:- No data available at this section  
 NA No data available