



Rockhampton QLD

Race 1: GREAT NORTHERN QTIS Three-Year-Old Maiden Handicap - 1050m

21 May 2026 - 12:10PM

Track Rating: Good 4, Weather: Fine, Rail Position: +4m Entire Circuit



Field Times (Race Tempo) 1:00.65 0:55.79 0:44.99 0:33.91 0:23.13 0:11.92
 (0:04.86) (0:10.79) (0:11.09) (0:10.78) (0:11.21) (0:11.92)

Rank	TAB#	Horse	Overall Time	First 400m	Top Speed km/h (Section)	L1050	L1000	L800	L600	L400	L200		
	(BAR#)	Jockey	Margin (DT-W)	Last 600m	Fastest Section (Time)	Start - 1000	1000 - 800	800 - 600	600 - 400	400 - 200	200 - Finish		
1	3	Shemakesmenervous	1:00.65	0:24.11	67.5 (800-600)	1:00.65	0:55.78 [2]	0:44.79 [2]	0:33.76 [3]	0:22.87 [2]	0:11.89 [2]		
	(2)	Raul Silvera Olivera		0:33.76	600-400 (0:10.89)	(0:04.86)	(0:11.00)	(0:11.03)	(0:10.89)	(0:10.98)	(0:11.89)		
2	5	Musee Du Louvre	1:01.49	0:23.96	68.8 (600-400)	1:01.49	0:56.60 [3]	0:45.83 [1]	0:34.75 [1]	0:23.97 [1]	0:12.76 [1]		
	(6)	Amy Graham	5.0L (+7)	0:34.75	1000-800 (0:10.76)	(0:04.89)	(0:10.76)	(0:11.09)	(0:10.78)	(0:11.21)	(0:12.76)		
3	7	Powered Right Up	1:01.62	0:24.82	66.8 (800-600)	1:01.62	0:56.54 [6]	0:45.03 [8]	0:33.99 [7]	0:22.98 [7]	0:11.89 [6]		
	(3)	Paul Hamblin	5.7L (+0)	0:33.99	600-400 (0:11.01)	(0:05.08)	(0:11.51)	(0:11.04)	(0:11.01)	(0:11.09)	(0:11.89)		
4	1	Monsieur Amour	1:01.65	0:24.65	67.4 (600-400)	1:01.65	0:56.72 [4]	0:45.40 [5]	0:34.10 [6]	0:23.15 [6]	0:11.97 [5]		
	(4)	Natalea Summers	5.9L (+1)	0:34.10	600-400 (0:10.95)	(0:04.93)	(0:11.33)	(0:11.30)	(0:10.95)	(0:11.18)	(0:11.97)		
5	8	Ask Me Harry	1:01.68	0:24.41	67.9 (600-400)	1:01.68	0:56.82 [1]	0:45.56 [4]	0:34.50 [4]	0:23.68 [4]	0:12.31 [3]		
	(5)	Tahlia Fenlon	6.1L (-1)	0:34.49	600-400 (0:10.81)	(0:04.86)	(0:11.26)	(0:11.06)	(0:10.81)	(0:11.37)	(0:12.31)		
6	6	The Solicitor	1:02.38	0:24.11	69.1 (1000-800)	1:02.38	0:57.37 [5]	0:46.48 [3]	0:35.50 [2]	0:24.44 [3]	0:12.82 [4]		
	(8)	Courtney Bellamy	10.2L (+1)	0:35.50	1000-800 (0:10.89)	(0:05.01)	(0:10.89)	(0:10.98)	(0:11.06)	(0:11.62)	(0:12.82)		
7	2	Agile Annie	1:02.58	0:24.71	66.7 (600-400)	1:02.58	0:57.38 [7]	0:46.15 [6]	0:35.10 [5]	0:24.09 [5]	0:12.68 [7]		
	(1)	Jason Taylor	11.3L (+4)	0:35.09	600-400 (0:11.00)	(0:05.20)	(0:11.23)	(0:11.06)	(0:11.00)	(0:11.41)	(0:12.68)		
8	4	Marble Warrior	1:03.23	0:24.95	67.6 (1000-800)	1:03.23	0:57.90 [8]	0:46.69 [7]	0:35.50 [8]	0:24.15 [8]	0:12.46 [8]		
	(7)	Tom Orr	15.2L (+4)	0:35.50	800-600 (0:11.19)	(0:05.33)	(0:11.20)	(0:11.19)	(0:11.35)	(0:11.69)	(0:12.46)		

Report Created: Thu 21 May 2026

(Note: Races are conducted over an approximate distance as close as possible to the advertised distance, and recorded data may vary accordingly. Official times refer to race times only and do not include handicap times.)

- [] Position in running at each section and finish TAB# Saddle cloth number
- :-:- No data available at this section BAR# Barrier/Gate Position
- NA No data available DNF Did not finish
- DNT Did not track DT-W Distance travelled compared to winner in metres

- Fastest split
- Fastest section

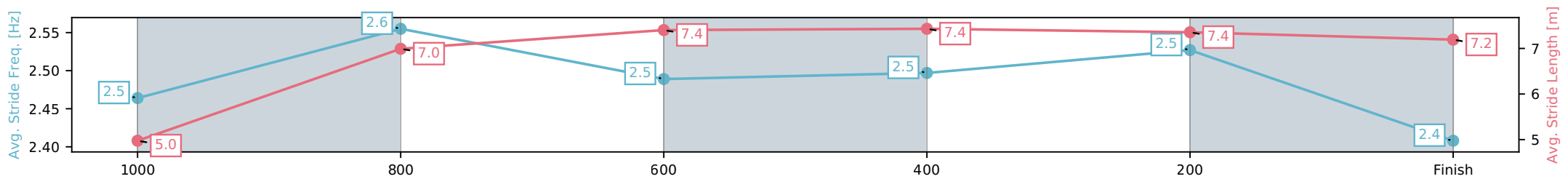
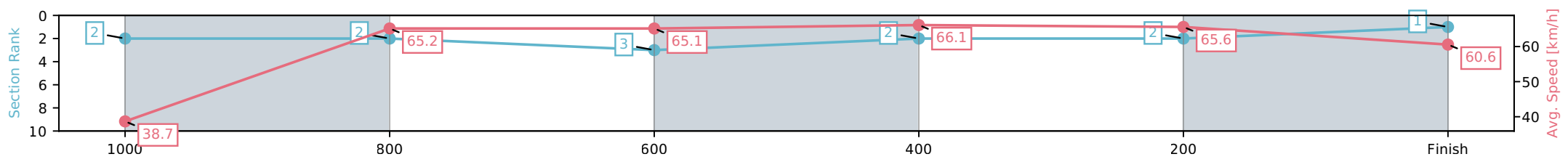
Horse/Jockey Name	Shemakesnervous/Raul Silvera Olivera
Finish Rank	1
Fastest Section Time (Section)	0:10.89 (600-400)
Top Speed [km/h] (Section)	67.5 (800-600)
Race State	Finished



Rockhampton QLD --Professional-2026-05-21
 Race 1: GREAT NORTHERN QTIS Three-Year-Old Maiden Handicap - 1050m
 21 May 2026 - 12:10PM
 Track Rating: Good 4, Weather: Fine, Rail Position: +4m Entire Circuit



Section	L1050	L800	L600	L400	L200	L0
Section Times	1:00.65 (0:04.86)	0:55.78 [2] (0:11.00)	0:44.79 [2] (0:11.03)	0:33.76 [3] (0:10.89)	0:22.87 [2] (0:10.98)	0:11.89 [2] (0:11.89)
Average Speed [km/h]	38.7	65.2	65.1	66.1	65.6	60.6
Top Speed [km/h]	56.1	67.1	67.5	66.9	67.1	63.7
Avg. Dist. to Rail [m]	2.0	0.7	0.9	0.3	1.3	1.2
Avg. Stride Freq. [Hz]	2.5	2.6	2.5	2.5	2.5	2.4
Avg. Stride Length [m]	5.0	7.0	7.4	7.4	7.4	7.2



[] Ranking at each section and finish
 -:-:- No data available at this section
 NA No data available

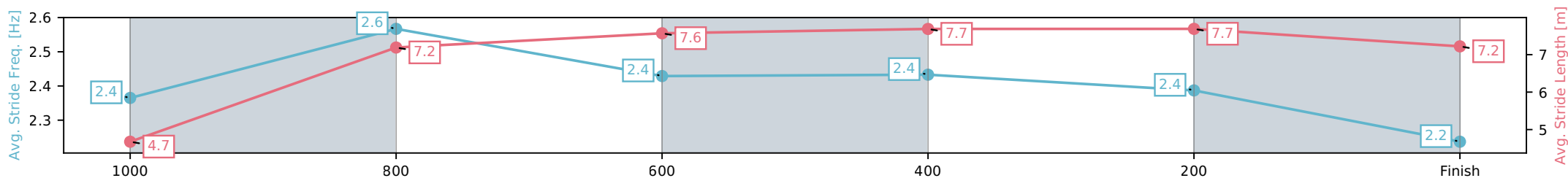
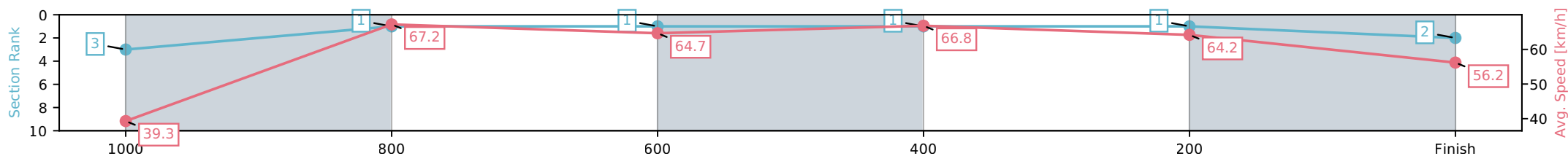
Horse/Jockey Name	Musee Du Louvre/Amy Graham
Finish Rank	2
Fastest Section Time (Section)	0:10.76 (1000-800)
Top Speed [km/h] (Section)	68.8 (600-400)
Race State	Finished



Rockhampton QLD --Professional-2026-05-21
 Race 1: GREAT NORTHERN QTIS Three-Year-Old Maiden Handicap - 1050m
 21 May 2026 - 12:10PM
 Track Rating: Good 4, Weather: Fine, Rail Position: +4m Entire Circuit



Section	L1050	L800	L600	L400	L200	L0
Section Times	1:01.49 (0:04.89)	0:56.60 [3] (0:10.76)	0:45.83 [1] (0:11.09)	0:34.75 [1] (0:10.78)	0:23.97 [1] (0:11.21)	0:12.76 [1] (0:12.76)
Average Speed [km/h]	39.3	67.2	64.7	66.8	64.2	56.2
Top Speed [km/h]	57.3	68.8	67.6	68.8	66.6	60.1
Avg. Dist. to Rail [m]	5.0	1.8	0.5	1.6	1.6	1.1
Avg. Stride Freq. [Hz]	2.4	2.6	2.4	2.4	2.4	2.2
Avg. Stride Length [m]	4.7	7.2	7.6	7.7	7.7	7.2



[] Ranking at each section and finish
 -:-:- No data available at this section
 NA No data available

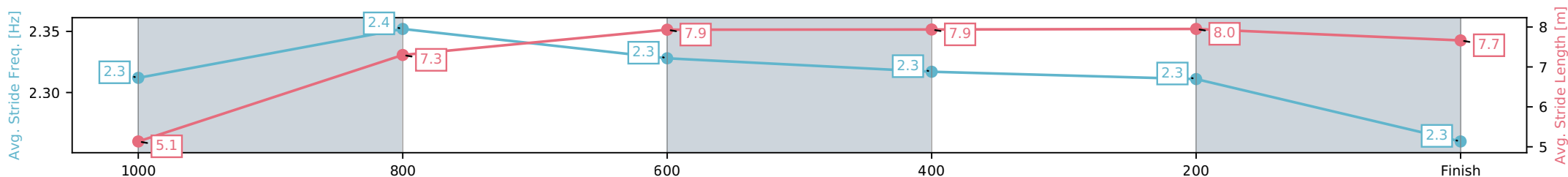
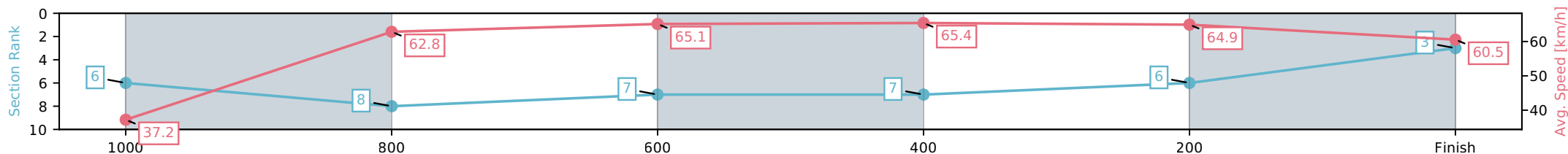
Horse/Jockey Name	Powered Right Up/Paul Hamblin
Finish Rank	3
Fastest Section Time (Section)	0:11.01 (600-400)
Top Speed [km/h] (Section)	66.8 (800-600)
Race State	Finished



Rockhampton QLD --Professional-2026-05-21
 Race 1: GREAT NORTHERN QTIS Three-Year-Old Maiden Handicap - 1050m
 21 May 2026 - 12:10PM
 Track Rating: Good 4, Weather: Fine, Rail Position: +4m Entire Circuit



Section	L1050	L800	L600	L400	L200	L0
Section Times	1:01.62 (0:05.08)	0:56.54 [6] (0:11.51)	0:45.03 [8] (0:11.04)	0:33.99 [7] (0:11.01)	0:22.98 [7] (0:11.09)	0:11.89 [6] (0:11.89)
Average Speed [km/h]	37.2	62.8	65.1	65.4	64.9	60.5
Top Speed [km/h]	54.6	66.3	66.8	66.1	66.0	63.8
Avg. Dist. to Rail [m]	3.2	1.0	0.3	1.0	0.7	0.7
Avg. Stride Freq. [Hz]	2.3	2.4	2.3	2.3	2.3	2.3
Avg. Stride Length [m]	5.1	7.3	7.9	7.9	8.0	7.7



[] Ranking at each section and finish
 -:-:- No data available at this section
 NA No data available

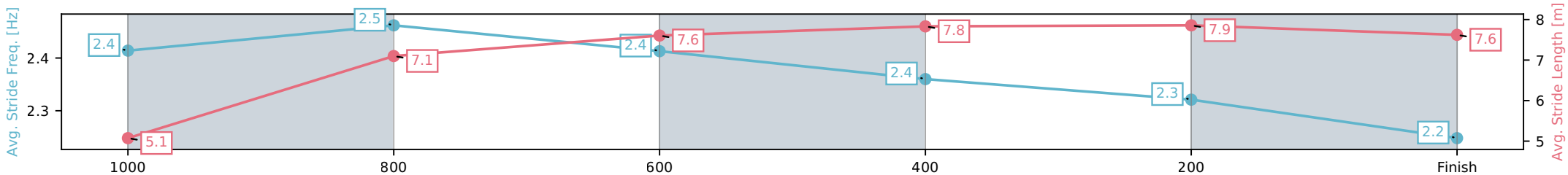
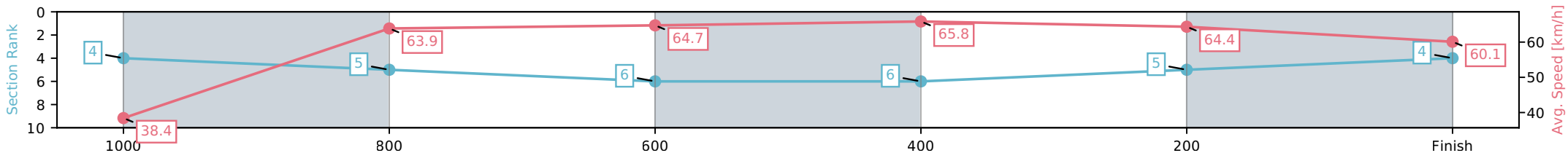
Horse/Jockey Name	Monsieur Amour/Natalea Summers
Finish Rank	4
Fastest Section Time (Section)	0:10.95 (600-400)
Top Speed [km/h] (Section)	67.4 (600-400)
Race State	Finished



Rockhampton QLD --Professional-2026-05-21
 Race 1: GREAT NORTHERN QTIS Three-Year-Old Maiden Handicap - 1050m
 21 May 2026 - 12:10PM
 Track Rating: Good 4, Weather: Fine, Rail Position: +4m Entire Circuit



Section	L1050	L800	L600	L400	L200	L0
Section Times	1:01.65 (0:04.93)	0:56.72 [4] (0:11.33)	0:45.40 [5] (0:11.30)	0:34.10 [6] (0:10.95)	0:23.15 [6] (0:11.18)	0:11.97 [5] (0:11.97)
Average Speed [km/h]	38.4	63.9	64.7	65.8	64.4	60.1
Top Speed [km/h]	55.2	66.2	66.0	67.4	65.3	63.2
Avg. Dist. to Rail [m]	4.1	1.4	2.0	2.6	3.2	4.2
Avg. Stride Freq. [Hz]	2.4	2.5	2.4	2.4	2.3	2.2
Avg. Stride Length [m]	5.1	7.1	7.6	7.8	7.9	7.6



- [] Ranking at each section and finish
- :-:- No data available at this section
- NA No data available

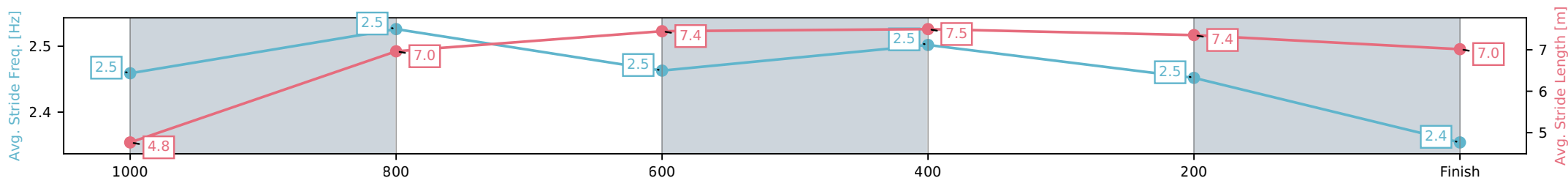
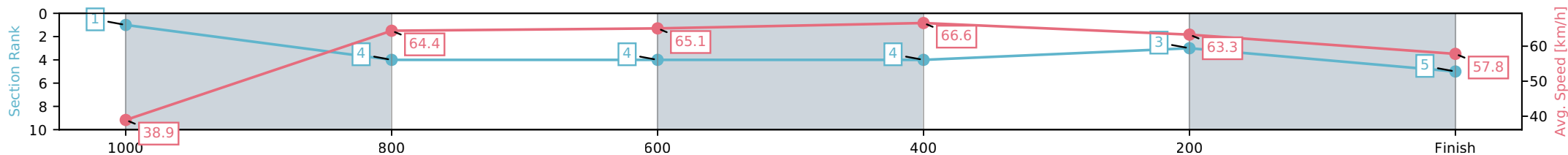
Horse/Jockey Name	Ask Me Harry/Tahlia Fenlon
Finish Rank	5
Fastest Section Time (Section)	0:10.81 (600-400)
Top Speed [km/h] (Section)	67.9 (600-400)
Race State	Finished



Rockhampton QLD --Professional-2026-05-21
 Race 1: GREAT NORTHERN QTIS Three-Year-Old Maiden Handicap - 1050m
 21 May 2026 - 12:10PM
 Track Rating: Good 4, Weather: Fine, Rail Position: +4m Entire Circuit



Section	L1050	L800	L600	L400	L200	L0
Section Times	1:01.68 (0:04.86)	0:56.82 [1] (0:11.26)	0:45.56 [4] (0:11.06)	0:34.50 [4] (0:10.81)	0:23.68 [4] (0:11.37)	0:12.31 [3] (0:12.31)
Average Speed [km/h]	38.9	64.4	65.1	66.6	63.3	57.8
Top Speed [km/h]	54.1	66.1	65.6	67.9	65.4	60.9
Avg. Dist. to Rail [m]	5.4	2.1	0.4	1.2	3.0	3.4
Avg. Stride Freq. [Hz]	2.5	2.5	2.5	2.5	2.5	2.4
Avg. Stride Length [m]	4.8	7.0	7.4	7.5	7.4	7.0



[] Ranking at each section and finish
 -:-:- No data available at this section
 NA No data available

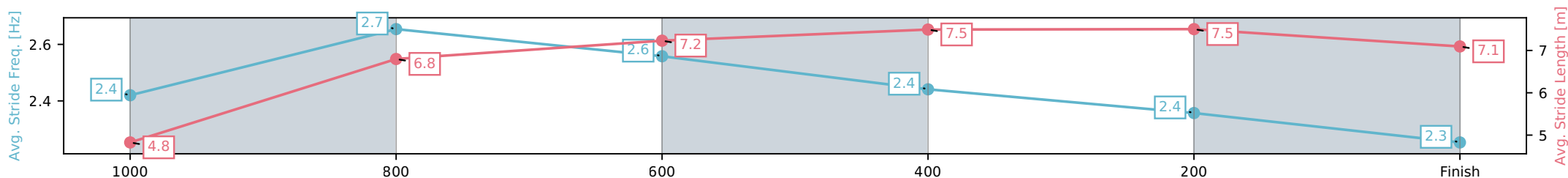
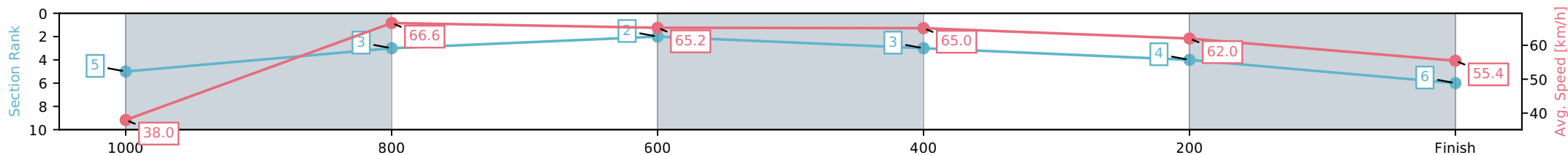
Horse/Jockey Name	The Solicitor/Courtney Bellamy
Finish Rank	6
Fastest Section Time (Section)	0:10.89 (1000-800)
Top Speed [km/h] (Section)	69.1 (1000-800)
Race State	Finished



Rockhampton QLD --Professional-2026-05-21
 Race 1: GREAT NORTHERN QTIS Three-Year-Old Maiden Handicap - 1050m
 21 May 2026 - 12:10PM
 Track Rating: Good 4, Weather: Fine, Rail Position: +4m Entire Circuit



Section	L1050	L800	L600	L400	L200	L0
Section Times	1:02.38 (0:05.01)	0:57.37 [5] (0:10.89)	0:46.48 [3] (0:10.98)	0:35.50 [2] (0:11.06)	0:24.44 [3] (0:11.62)	0:12.82 [4] (0:12.82)
Average Speed [km/h]	38.0	66.6	65.2	65.0	62.0	55.4
Top Speed [km/h]	57.0	69.1	67.7	66.5	64.9	59.6
Avg. Dist. to Rail [m]	8.0	2.8	0.7	0.7	0.8	2.0
Avg. Stride Freq. [Hz]	2.4	2.7	2.6	2.4	2.4	2.3
Avg. Stride Length [m]	4.8	6.8	7.2	7.5	7.5	7.1



- [] Ranking at each section and finish
- :-:- No data available at this section
- NA No data available

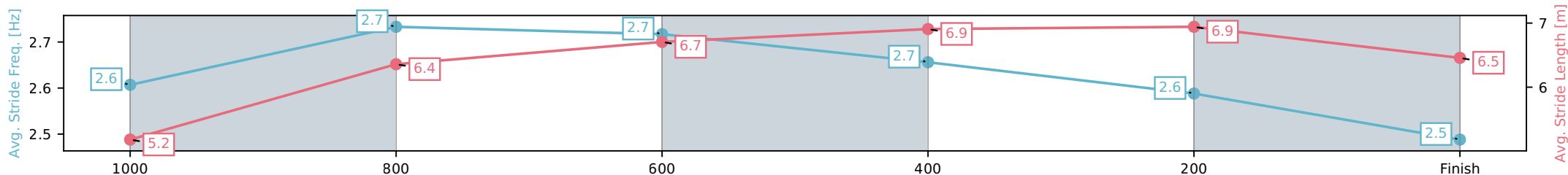
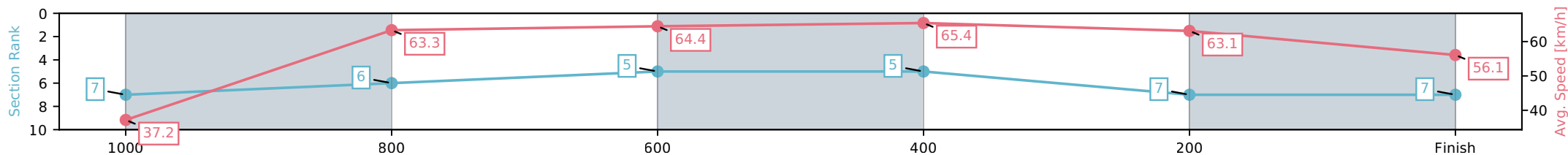
Horse/Jockey Name	Agile Annie/Jason Taylor
Finish Rank	7
Fastest Section Time (Section)	0:11.00 (600-400)
Top Speed [km/h] (Section)	66.7 (600-400)
Race State	Finished



Rockhampton QLD --Professional-2026-05-21
 Race 1: GREAT NORTHERN QTIS Three-Year-Old Maiden Handicap - 1050m
 21 May 2026 - 12:10PM
 Track Rating: Good 4, Weather: Fine, Rail Position: +4m Entire Circuit



Section	L1050	L800	L600	L400	L200	L0
Section Times	1:02.58 (0:05.20)	0:57.38 [7] (0:11.23)	0:46.15 [6] (0:11.06)	0:35.10 [5] (0:11.00)	0:24.09 [5] (0:11.41)	0:12.68 [7] (0:12.68)
Average Speed [km/h]	37.2	63.3	64.4	65.4	63.1	56.1
Top Speed [km/h]	57.2	65.2	65.6	66.7	66.0	58.8
Avg. Dist. to Rail [m]	1.0	1.5	1.3	0.5	0.9	2.1
Avg. Stride Freq. [Hz]	2.6	2.7	2.7	2.7	2.6	2.5
Avg. Stride Length [m]	5.2	6.4	6.7	6.9	6.9	6.5



- [] Ranking at each section and finish
- :-:- No data available at this section
- NA No data available

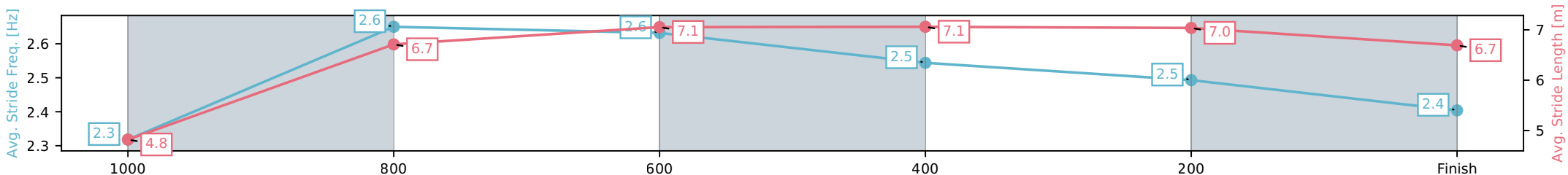
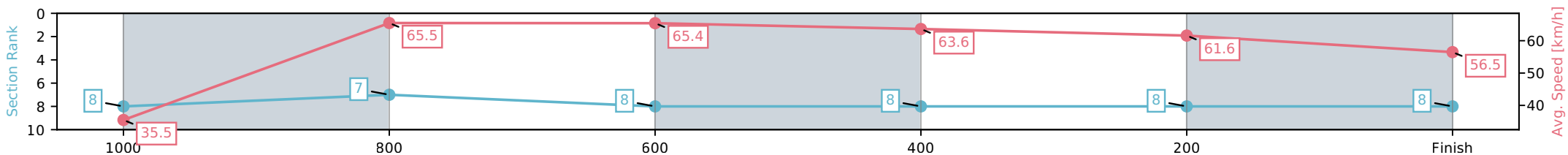
Horse/Jockey Name	Marble Warrior/Tom Orr
Finish Rank	8
Fastest Section Time (Section)	0:11.19 (800-600)
Top Speed [km/h] (Section)	67.6 (1000-800)
Race State	Finished



Rockhampton QLD --Professional-2026-05-21
 Race 1: GREAT NORTHERN QTIS Three-Year-Old Maiden Handicap - 1050m
 21 May 2026 - 12:10PM
 Track Rating: Good 4, Weather: Fine, Rail Position: +4m Entire Circuit



Section	L1050	L800	L600	L400	L200	L0
Section Times	1:03.23 (0:05.33)	0:57.90 [8] (0:11.20)	0:46.69 [7] (0:11.19)	0:35.50 [8] (0:11.35)	0:24.15 [8] (0:11.69)	0:12.46 [8] (0:12.46)
Average Speed [km/h]	35.5	65.5	65.4	63.6	61.6	56.5
Top Speed [km/h]	54.6	67.6	66.9	64.9	64.8	59.0
Avg. Dist. to Rail [m]	6.6	3.4	2.3	5.3	6.4	6.4
Avg. Stride Freq. [Hz]	2.3	2.6	2.6	2.5	2.5	2.4
Avg. Stride Length [m]	4.8	6.7	7.1	7.1	7.0	6.7



- [] Ranking at each section and finish
- :-:- No data available at this section
- NA No data available



Rockhampton QLD

Race 2: TAB Maiden Handicap (QTIS bonuses applicable 2&3YO Only) - 1400m

21 May 2026 - 12:45PM

Track Rating: Good 4, Weather: Fine, Rail Position: +4m Entire Circuit



Field Times (Race Tempo) 1:24.81 1:10.98 0:59.35 0:47.04 0:34.60 0:23.27 0:11.78
 (0:13.83) (0:11.63) (0:12.31) (0:12.44) (0:11.33) (0:11.49) (0:11.78)

Rank	TAB#	Horse	Overall Time	First 400m	Top Speed km/h (Section)	L1400	L1200	L1000	L800	L600	L400	L200	
	(BAR#)	Jockey	Margin (DT-W)	Last 600m	Fastest Section (Time)	Start - 1200	1200 - 1000	1000 - 800	800 - 600	600 - 400	400 - 200	200 - Finish	
1	1	Always Delivers	1:24.81	0:25.88	65.4 (400-200)	1:24.81	1:10.49 [5]	0:58.93 [4]	0:46.72 [4]	0:34.22 [4]	0:22.85 [4]	0:11.66 [4]	
	(3)	Brandon Lerena		0:34.22	400-200 (0:11.19)	(0:14.32)	(0:11.56)	(0:12.21)	(0:12.50)	(0:11.37)	(0:11.19)	(0:11.66)	
2	8	Holler Dash	1:24.94	0:25.68	65.1 (400-200)	1:24.94	1:11.11 [1]	0:59.26 [2]	0:46.90 [3]	0:34.49 [3]	0:23.20 [2]	0:11.90 [2]	
	(5)	Jason Taylor	0.8L (-2)	0:34.49	400-200 (0:11.29)	(0:13.83)	(0:11.85)	(0:12.36)	(0:12.41)	(0:11.30)	(0:11.29)	(0:11.90)	
3	3	Watchfulwilderness	1:24.99	0:25.46	65.3 (600-400)	1:24.99	1:11.11 [2]	0:59.53 [1]	0:47.22 [1]	0:34.78 [1]	0:23.45 [1]	0:11.96 [1]	
	(6)	Ryan Wiggins	1.1L (-2)	0:34.78	600-400 (0:11.33)	(0:13.88)	(0:11.58)	(0:12.31)	(0:12.44)	(0:11.33)	(0:11.49)	(0:11.96)	
4	2	Turbo Torque	1:25.20	0:26.19	68.4 (600-400)	1:25.20	1:10.88 [6]	0:59.01 [6]	0:46.72 [7]	0:34.30 [7]	0:23.16 [7]	0:12.06 [3]	
	(2)	Steph Tierney	2.3L (+0)	0:34.30	400-200 (0:11.10)	(0:14.32)	(0:11.87)	(0:12.29)	(0:12.42)	(0:11.14)	(0:11.10)	(0:12.06)	
5	5	I Want It All	1:25.47	0:26.27	67.0 (600-400)	1:25.47	1:10.88 [7]	0:59.20 [7]	0:47.12 [6]	0:34.64 [6]	0:23.44 [6]	0:12.15 [5]	
	(1)	Sean Cormack	3.9L (+0)	0:34.64	600-400 (0:11.20)	(0:14.59)	(0:11.68)	(0:12.08)	(0:12.48)	(0:11.20)	(0:11.29)	(0:12.15)	
6	6	Cash Pit	1:25.62	0:25.92	65.9 (600-400)	1:25.62	1:11.54 [4]	0:59.69 [5]	0:47.34 [5]	0:34.92 [5]	0:23.62 [5]	0:12.19 [6]	
	(4)	Tom Orr	4.8L (-2)	0:34.91	600-400 (0:11.30)	(0:14.08)	(0:11.84)	(0:12.35)	(0:12.42)	(0:11.30)	(0:11.42)	(0:12.19)	
7	7	Soydecafflatte	1:25.76	0:25.68	64.0 (600-400)	1:25.76	1:11.68 [3]	1:00.08 [3]	0:47.91 [2]	0:35.43 [2]	0:23.87 [3]	0:12.30 [7]	
	(7)	Chris Mclver	5.6L (+0)	0:35.43	600-400 (0:11.56)	(0:14.08)	(0:11.60)	(0:12.16)	(0:12.49)	(0:11.56)	(0:11.57)	(0:12.30)	

Scratched: Belvedere Miss (#4)

Report Created: Thu 21 May 2026

(Note: Races are conducted over an approximate distance as close as possible to the advertised distance, and recorded data may vary accordingly. Official times refer to race times only and do not include handicap times.)

[] Position in running at each section and finish TAB# Saddle cloth number
 -:-:- No data available at this section BAR# Barrier/Gate Position
 NA No data available DNF Did not finish
 DNT Did not track DT-W Distance travelled compared to winner in metres

Fastest split
 Fastest section

data processed by TRIPLESDATA

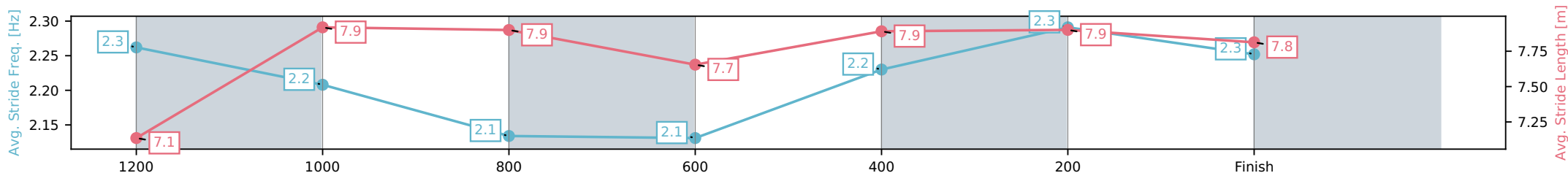
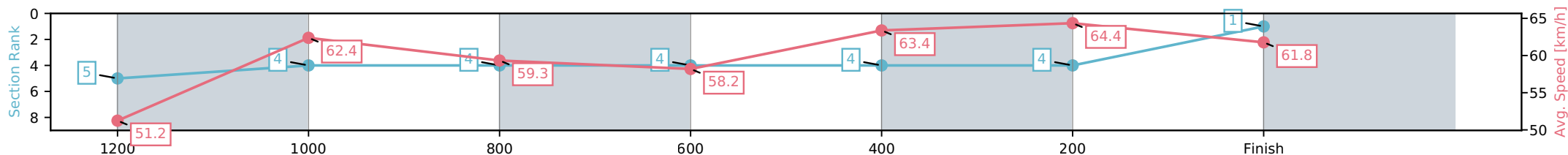
Horse/Jockey Name	Always Delivers/Brandon Lerena
Finish Rank	1
Fastest Section Time (Section)	0:11.19 (400-200)
Top Speed [km/h] (Section)	65.4 (400-200)
Race State	Finished



Rockhampton QLD --Professional-2026-05-21
 Race 2: TAB Maiden Handicap (QTIS bonuses applicable 2&3YO Only) - 1400m
 21 May 2026 - 12:45PM
 Track Rating: Good 4, Weather: Fine, Rail Position: +4m Entire Circuit



Section	L1400	L1200	L1000	L800	L600	L400	L200
Section Times	1:24.81 (0:14.32)	1:10.49 [5] (0:11.56)	0:58.93 [4] (0:12.21)	0:46.72 [4] (0:12.50)	0:34.22 [4] (0:11.37)	0:22.85 [4] (0:11.19)	0:11.66 [4] (0:11.66)
Average Speed [km/h]	51.2	62.4	59.3	58.2	63.4	64.4	61.8
Top Speed [km/h]	65.2	64.1	62.0	59.9	65.0	65.4	64.0
Avg. Dist. to Rail [m]	1.5	0.9	1.1	1.4	3.0	3.2	3.2
Avg. Stride Freq. [Hz]	2.3	2.2	2.1	2.1	2.2	2.3	2.3
Avg. Stride Length [m]	7.1	7.9	7.9	7.7	7.9	7.9	7.8



[] Ranking at each section and finish
 -:-:- No data available at this section
 NA No data available

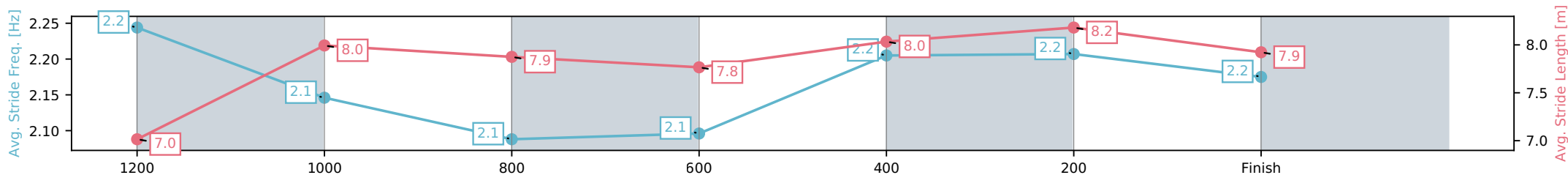
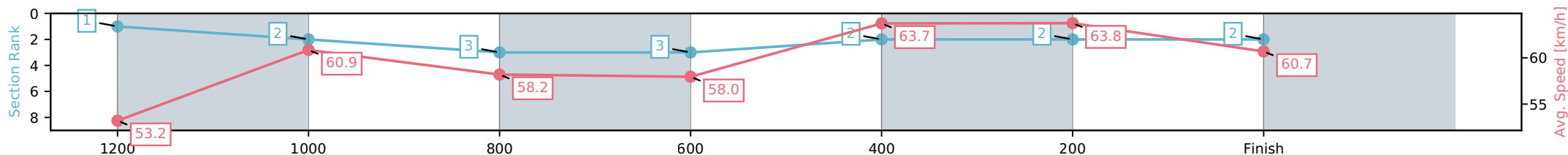
Horse/Jockey Name	Holler Dash/Jason Taylor
Finish Rank	2
Fastest Section Time (Section)	0:11.29 (400-200)
Top Speed [km/h] (Section)	65.1 (400-200)
Race State	Finished



Rockhampton QLD --Professional-2026-05-21
 Race 2: TAB Maiden Handicap (QTIS bonuses applicable 2&3YO Only) - 1400m
 21 May 2026 - 12:45PM
 Track Rating: Good 4, Weather: Fine, Rail Position: +4m Entire Circuit



Section	L1400	L1200	L1000	L800	L600	L400	L200
Section Times	1:24.94 (0:13.83)	1:11.11 [1] (0:11.85)	0:59.26 [2] (0:12.36)	0:46.90 [3] (0:12.41)	0:34.49 [3] (0:11.30)	0:23.20 [2] (0:11.29)	0:11.90 [2] (0:11.90)
Average Speed [km/h]	53.2	60.9	58.2	58.0	63.7	63.8	60.7
Top Speed [km/h]	64.9	62.3	61.4	59.3	64.9	65.1	62.4
Avg. Dist. to Rail [m]	2.5	0.6	0.2	0.3	0.6	1.5	1.5
Avg. Stride Freq. [Hz]	2.2	2.1	2.1	2.1	2.2	2.2	2.2
Avg. Stride Length [m]	7.0	8.0	7.9	7.8	8.0	8.2	7.9



- [] Ranking at each section and finish
- :-:- No data available at this section
- NA No data available

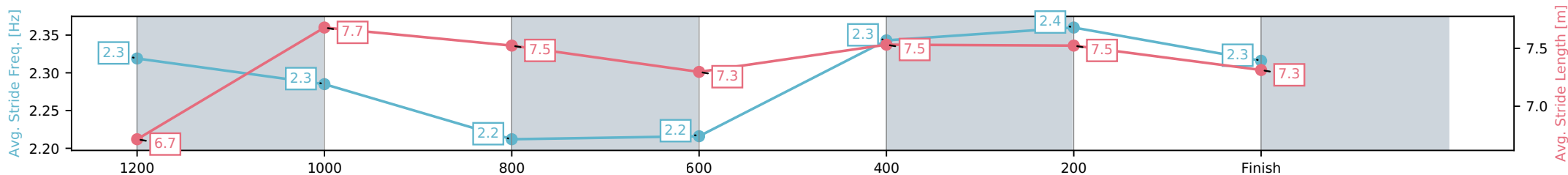
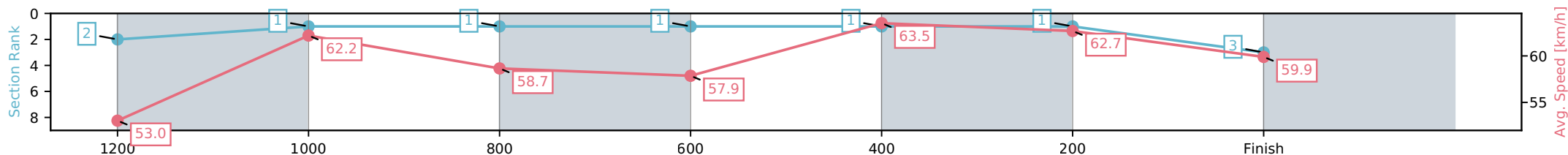
Horse/Jockey Name	Watchfulwilderness/Ryan Wiggins
Finish Rank	3
Fastest Section Time (Section)	0:11.33 (600-400)
Top Speed [km/h] (Section)	65.3 (600-400)
Race State	Finished



Rockhampton QLD --Professional-2026-05-21
 Race 2: TAB Maiden Handicap (QTIS bonuses applicable 2&3YO Only) - 1400m
 21 May 2026 - 12:45PM
 Track Rating: Good 4, Weather: Fine, Rail Position: +4m Entire Circuit



Section	L1400	L1200	L1000	L800	L600	L400	L200
Section Times	1:24.99 (0:13.88)	1:11.11 [2] (0:11.58)	0:59.53 [1] (0:12.31)	0:47.22 [1] (0:12.44)	0:34.78 [1] (0:11.33)	0:23.45 [1] (0:11.49)	0:11.96 [1] (0:11.96)
Average Speed [km/h]	53.0	62.2	58.7	57.9	63.5	62.7	59.9
Top Speed [km/h]	63.3	62.8	62.6	60.1	65.3	64.3	61.8
Avg. Dist. to Rail [m]	4.5	1.6	0.6	0.3	0.2	0.2	0.4
Avg. Stride Freq. [Hz]	2.3	2.3	2.2	2.2	2.3	2.4	2.3
Avg. Stride Length [m]	6.7	7.7	7.5	7.3	7.5	7.5	7.3



[] Ranking at each section and finish
 -:-:- No data available at this section
 NA No data available

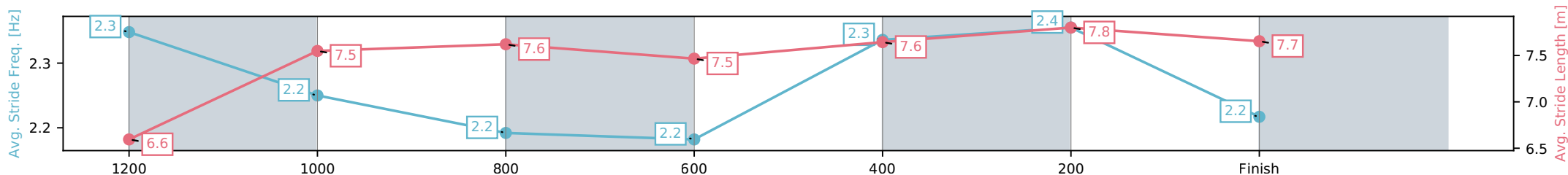
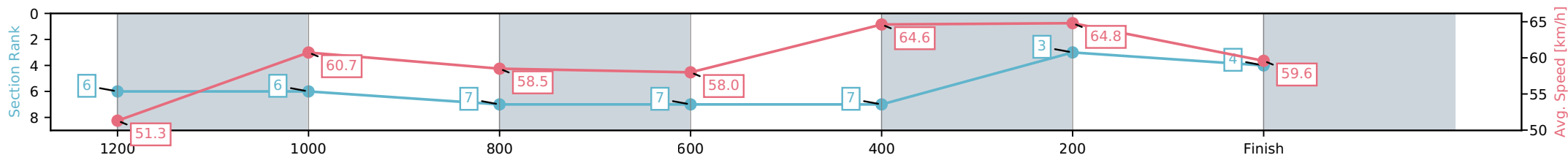
Horse/Jockey Name	Turbo Torque/Steph Tierney
Finish Rank	4
Fastest Section Time (Section)	0:11.10 (400-200)
Top Speed [km/h] (Section)	68.4 (600-400)
Race State	Finished



Rockhampton QLD --Professional-2026-05-21
 Race 2: TAB Maiden Handicap (QTIS bonuses applicable 2&3YO Only) - 1400m
 21 May 2026 - 12:45PM
 Track Rating: Good 4, Weather: Fine, Rail Position: +4m Entire Circuit



Section	L1400	L1200	L1000	L800	L600	L400	L200
Section Times	1:25.20 (0:14.32)	1:10.88 [6] (0:11.87)	0:59.01 [6] (0:12.29)	0:46.72 [7] (0:12.42)	0:34.30 [7] (0:11.14)	0:23.16 [7] (0:11.10)	0:12.06 [3] (0:12.06)
Average Speed [km/h]	51.3	60.7	58.5	58.0	64.6	64.8	59.6
Top Speed [km/h]	63.3	63.0	62.5	59.2	68.4	67.1	61.7
Avg. Dist. to Rail [m]	1.0	0.6	0.2	0.3	0.3	0.3	0.4
Avg. Stride Freq. [Hz]	2.3	2.2	2.2	2.2	2.3	2.4	2.2
Avg. Stride Length [m]	6.6	7.5	7.6	7.5	7.6	7.8	7.7



[] Ranking at each section and finish
 -:-:- No data available at this section
 NA No data available

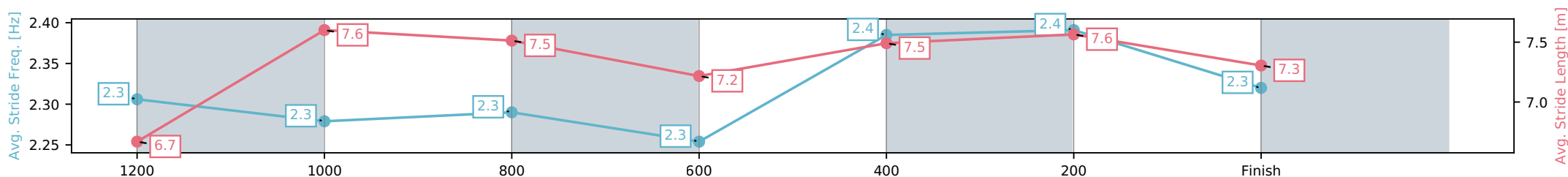
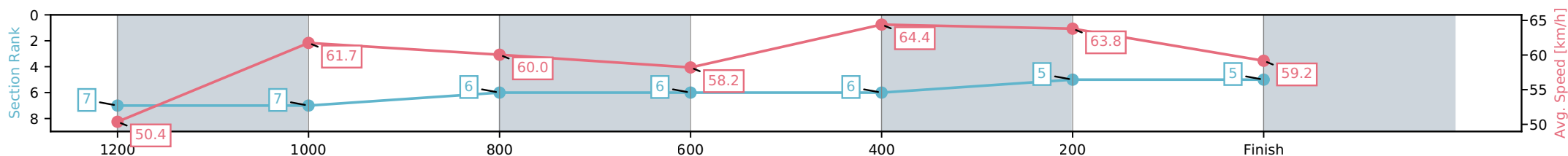
Horse/Jockey Name	I Want It All/Sean Cormack
Finish Rank	5
Fastest Section Time (Section)	0:11.20 (600-400)
Top Speed [km/h] (Section)	67.0 (600-400)
Race State	Finished



Rockhampton QLD --Professional-2026-05-21
 Race 2: TAB Maiden Handicap (QTIS bonuses applicable 2&3YO Only) - 1400m
 21 May 2026 - 12:45PM
 Track Rating: Good 4, Weather: Fine, Rail Position: +4m Entire Circuit



Section	L1400	L1200	L1000	L800	L600	L400	L200
Section Times	1:25.47 (0:14.59)	1:10.88 [7] (0:11.68)	0:59.20 [7] (0:12.08)	0:47.12 [6] (0:12.48)	0:34.64 [6] (0:11.20)	0:23.44 [6] (0:11.29)	0:12.15 [5] (0:12.15)
Average Speed [km/h]	50.4	61.7	60.0	58.2	64.4	63.8	59.2
Top Speed [km/h]	63.9	64.3	64.5	60.7	67.0	65.5	62.4
Avg. Dist. to Rail [m]	1.3	1.6	1.2	1.3	3.6	4.8	3.9
Avg. Stride Freq. [Hz]	2.3	2.3	2.3	2.3	2.4	2.4	2.3
Avg. Stride Length [m]	6.7	7.6	7.5	7.2	7.5	7.6	7.3



[] Ranking at each section and finish
 -:-:- No data available at this section
 NA No data available

Horse/Jockey Name	Cash Pit/Tom Orr
Finish Rank	6
Fastest Section Time (Section)	0:11.30 (600-400)
Top Speed [km/h] (Section)	65.9 (600-400)
Race State	Finished



Rockhampton QLD --Professional-2026-05-21

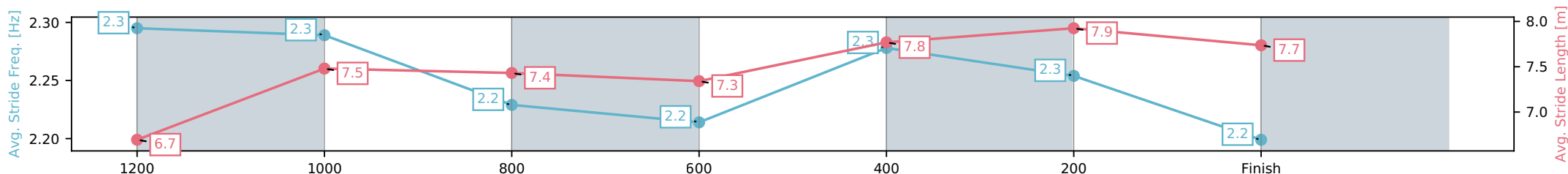
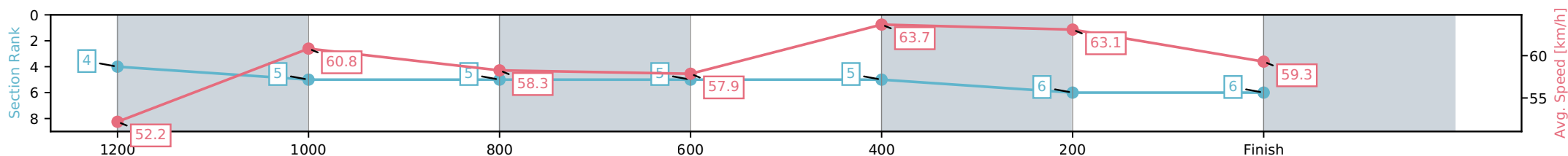
Race 2: TAB Maiden Handicap (QTIS bonuses applicable 2&3YO Only) - 1400m

21 May 2026 - 12:45PM

Track Rating: Good 4, Weather: Fine, Rail Position: +4m Entire Circuit



Section	L1400	L1200	L1000	L800	L600	L400	L200
Section Times	1:25.62 (0:14.08)	1:11.54 [4] (0:11.84)	0:59.69 [5] (0:12.35)	0:47.34 [5] (0:12.42)	0:34.92 [5] (0:11.30)	0:23.62 [5] (0:11.42)	0:12.19 [6] (0:12.19)
Average Speed [km/h]	52.2	60.8	58.3	57.9	63.7	63.1	59.3
Top Speed [km/h]	62.7	62.3	60.9	58.8	65.9	64.9	62.7
Avg. Dist. to Rail [m]	1.5	0.5	0.2	0.4	1.3	1.2	1.4
Avg. Stride Freq. [Hz]	2.3	2.3	2.2	2.2	2.3	2.3	2.2
Avg. Stride Length [m]	6.7	7.5	7.4	7.3	7.8	7.9	7.7



- [] Ranking at each section and finish
- :-:- No data available at this section
- NA No data available

Horse/Jockey Name	Soydecafflatte/Chris McIver
Finish Rank	7
Fastest Section Time (Section)	0:11.56 (600-400)
Top Speed [km/h] (Section)	64.0 (600-400)
Race State	Finished



Rockhampton QLD --Professional-2026-05-21

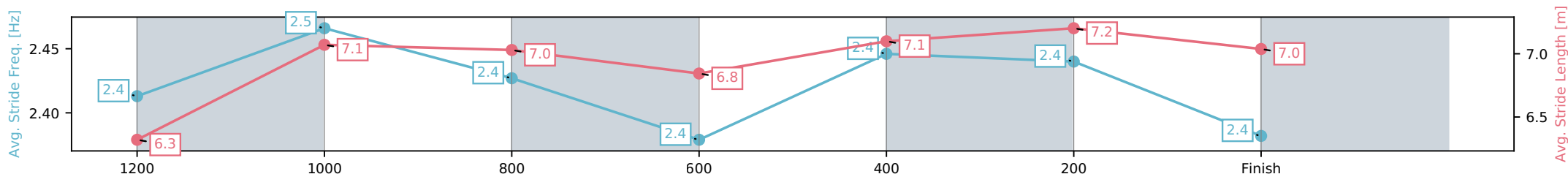
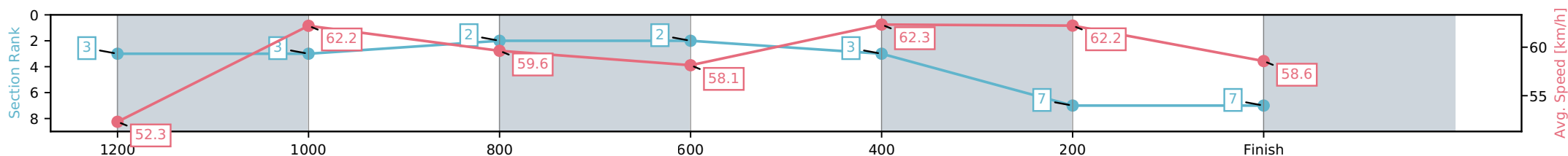
Race 2: TAB Maiden Handicap (QTIS bonuses applicable 2&3YO Only) - 1400m

21 May 2026 - 12:45PM

Track Rating: Good 4, Weather: Fine, Rail Position: +4m Entire Circuit



Section	L1400	L1200	L1000	L800	L600	L400	L200
Section Times	1:25.76 (0:14.08)	1:11.68 [3] (0:11.60)	1:00.08 [3] (0:12.16)	0:47.91 [2] (0:12.49)	0:35.43 [2] (0:11.56)	0:23.87 [3] (0:11.57)	0:12.30 [7] (0:12.30)
Average Speed [km/h]	52.3	62.2	59.6	58.1	62.3	62.2	58.6
Top Speed [km/h]	63.7	63.4	63.3	59.2	64.0	63.9	61.5
Avg. Dist. to Rail [m]	5.2	2.5	1.4	1.0	2.1	2.8	3.2
Avg. Stride Freq. [Hz]	2.4	2.5	2.4	2.4	2.4	2.4	2.4
Avg. Stride Length [m]	6.3	7.1	7.0	6.8	7.1	7.2	7.0



- [] Ranking at each section and finish
- :-:- No data available at this section
- NA No data available



Rockhampton QLD
 Race 3: THE AGENCY Class 1 Handicap - 1200m
 21 May 2026 - 2:34PM



Track Rating: Good 4, Weather: Fine, Rail Position: +4m Entire Circuit

Field Times (Race Tempo) 1:09.08 0:56.12 0:45.05 0:33.90 0:22.89 0:11.78
 (0:12.96) (0:11.07) (0:11.15) (0:11.01) (0:11.11) (0:11.78)

Rank	TAB#	Horse	Overall Time	First 400m	Top Speed km/h (Section)	L1200	L1000	L800	L600	L400	L200		
	(BAR#)	Jockey	Margin (DT-W)	Last 600m	Fastest Section (Time)	Start - 1000	1000 - 800	800 - 600	600 - 400	400 - 200	200 - Finish		
1	7	Humble Hero	1:09.08	0:24.03	66.5 (1000-800)	1:09.08	0:56.12 [1]	0:45.05 [1]	0:33.90 [1]	0:22.89 [1]	0:11.78 [1]		
	(5)	Natalea Summers		0:33.90	600-400 (0:11.01)	(0:12.96)	(0:11.07)	(0:11.15)	(0:11.01)	(0:11.11)	(0:11.78)		
2	1	Blitzwater	1:09.12	0:24.43	68.6 (600-400)	1:09.12	0:56.09 [2]	0:44.69 [4]	0:33.45 [4]	0:22.80 [2]	0:11.74 [3]		
	(2)	Steph Tierney	0.3L (-9)	0:33.46	600-400 (0:10.66)	(0:13.03)	(0:11.40)	(0:11.23)	(0:10.66)	(0:11.06)	(0:11.74)		
3	3	Cryptology	1:09.17	0:24.64	68.2 (600-400)	1:09.17	0:55.84 [6]	0:44.53 [5]	0:33.40 [5]	0:22.66 [6]	0:11.57 [5]		
	(4)	Sean Cormack	0.6L (-14)	0:33.40	600-400 (0:10.74)	(0:13.33)	(0:11.31)	(0:11.13)	(0:10.74)	(0:11.09)	(0:11.57)		
4	10	Mr Grey	1:09.26	0:24.35	67.3 (600-400)	1:09.26	0:56.22 [3]	0:44.91 [3]	0:33.77 [3]	0:22.92 [3]	0:11.96 [2]		
	(1)	Warwick Satherley	1.1L (-11)	0:33.77	600-400 (0:10.85)	(0:13.04)	(0:11.31)	(0:11.14)	(0:10.85)	(0:10.96)	(0:11.96)		
5	9	Monday Choice	1:09.35	0:24.96	68.7 (600-400)	1:09.35	0:56.01 [7]	0:44.39 [7]	0:33.32 [7]	0:22.67 [7]	0:11.71 [6]		
	(6)	Raul Silvera Olivera	1.6L (-12)	0:33.32	600-400 (0:10.65)	(0:13.34)	(0:11.62)	(0:11.06)	(0:10.65)	(0:10.96)	(0:11.71)		
6	5	Skilful Artist	1:09.81	0:24.14	67.2 (1000-800)	1:09.81	0:56.66 [4]	0:45.67 [2]	0:34.47 [2]	0:23.37 [4]	0:12.04 [7]		
	(7)	Chris Mclver	4.3L (-13)	0:34.47	1000-800 (0:10.99)	(0:13.15)	(0:10.99)	(0:11.20)	(0:11.10)	(0:11.33)	(0:12.04)		
7	8	Luxor Prince	1:09.83	0:24.65	68.2 (600-400)	1:09.83	0:56.54 [5]	0:45.17 [6]	0:34.02 [6]	0:23.32 [5]	0:12.30 [4]		
	(3)	Tahlia Fenlon	4.4L (-11)	0:34.02	600-400 (0:10.70)	(0:13.29)	(0:11.36)	(0:11.15)	(0:10.70)	(0:11.02)	(0:12.30)		

Scratched: Cryoseisms (#2), Intrepid Lad (#4), Billy Boom (#6)

Report Created: Thu 21 May 2026

(Note: Races are conducted over an approximate distance as close as possible to the advertised distance, and recorded data may vary accordingly. Official times refer to race times only and do not include handicap times.)

[] Position in running at each section and finish TAB# Saddle cloth number

-:-:- No data available at this section

NA No data available

DNT Did not track

BAR# Barrier/Gate Position

DNF Did not finish

DT-W Distance travelled compared to winner in metres

Fastest split

Fastest section

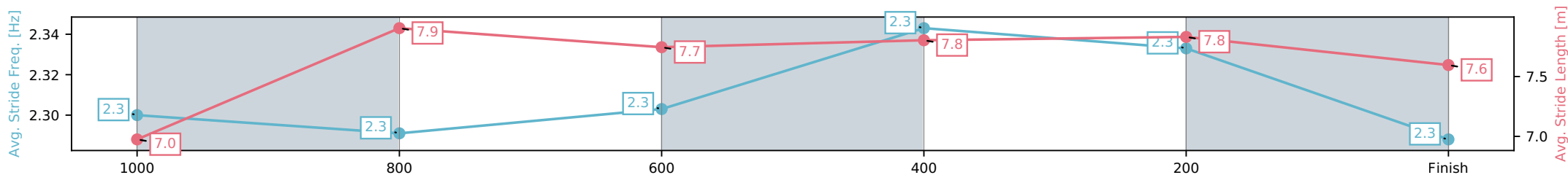
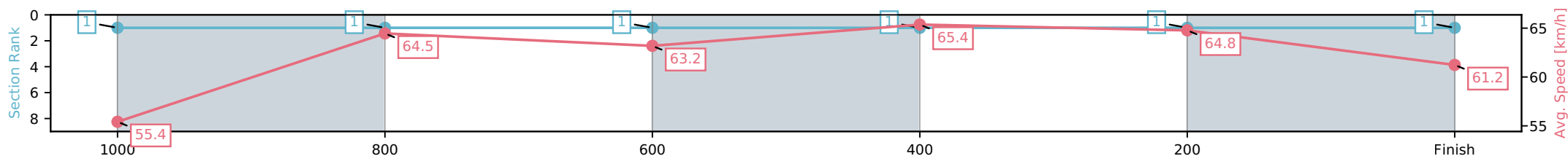
Horse/Jockey Name	Humble Hero/Natalea Summers
Finish Rank	1
Fastest Section Time (Section)	0:11.01 (600-400)
Top Speed [km/h] (Section)	66.5 (1000-800)
Race State	Finished



Rockhampton QLD --Professional-2026-05-21
 Race 3: THE AGENCY Class 1 Handicap - 1200m
 21 May 2026 - 2:34PM
 Track Rating: Good 4, Weather: Fine, Rail Position: +4m Entire Circuit



Section	L1200	L1000	L800	L600	L400	L200
Section Times	1:09.08 (0:12.96)	0:56.12 [1] (0:11.07)	0:45.05 [1] (0:11.15)	0:33.90 [1] (0:11.01)	0:22.89 [1] (0:11.11)	0:11.78 [1] (0:11.78)
Average Speed [km/h]	55.4	64.5	63.2	65.4	64.8	61.2
Top Speed [km/h]	64.6	66.5	65.0	66.4	65.7	63.1
Avg. Dist. to Rail [m]	4.0	1.4	2.4	1.6	1.0	0.6
Avg. Stride Freq. [Hz]	2.3	2.3	2.3	2.3	2.3	2.3
Avg. Stride Length [m]	7.0	7.9	7.7	7.8	7.8	7.6



[] Ranking at each section and finish
 -:-:- No data available at this section
 NA No data available

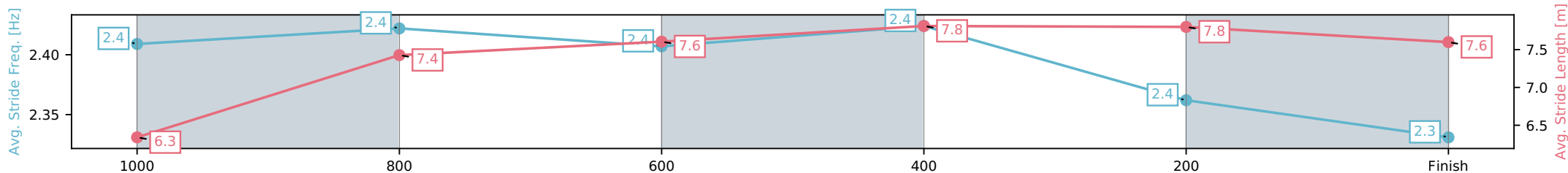
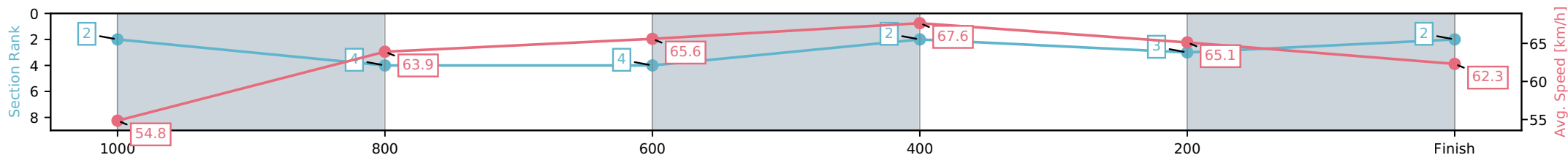
Horse/Jockey Name	Blitzwater/Steph Tierney
Finish Rank	2
Fastest Section Time (Section)	0:10.66 (600-400)
Top Speed [km/h] (Section)	68.6 (600-400)
Race State	Finished



Rockhampton QLD --Professional-2026-05-21
 Race 3: THE AGENCY Class 1 Handicap - 1200m
 21 May 2026 - 2:34PM
 Track Rating: Good 4, Weather: Fine, Rail Position: +4m Entire Circuit



Section	L1200	L1000	L800	L600	L400	L200
Section Times	1:09.12 (0:13.03)	0:56.09 [2] (0:11.40)	0:44.69 [4] (0:11.23)	0:33.45 [4] (0:10.66)	0:22.80 [2] (0:11.06)	0:11.74 [3] (0:11.74)
Average Speed [km/h]	54.8	63.9	65.6	67.6	65.1	62.3
Top Speed [km/h]	65.0	65.5	66.7	68.6	67.8	65.3
Avg. Dist. to Rail [m]	2.5	1.7	2.9	2.4	2.5	2.9
Avg. Stride Freq. [Hz]	2.4	2.4	2.4	2.4	2.4	2.3
Avg. Stride Length [m]	6.3	7.4	7.6	7.8	7.8	7.6



[] Ranking at each section and finish
 -:-:- No data available at this section
 NA No data available

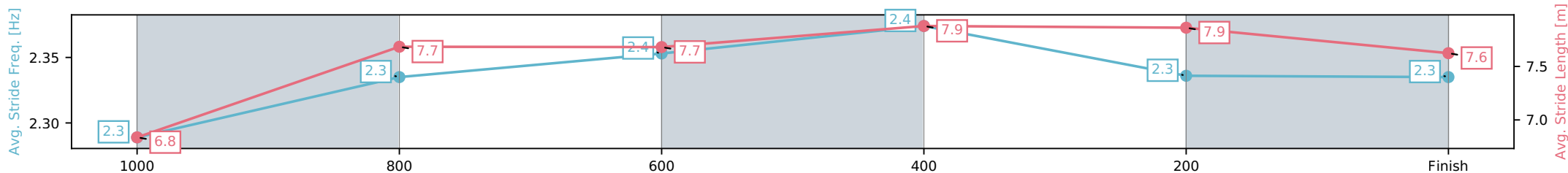
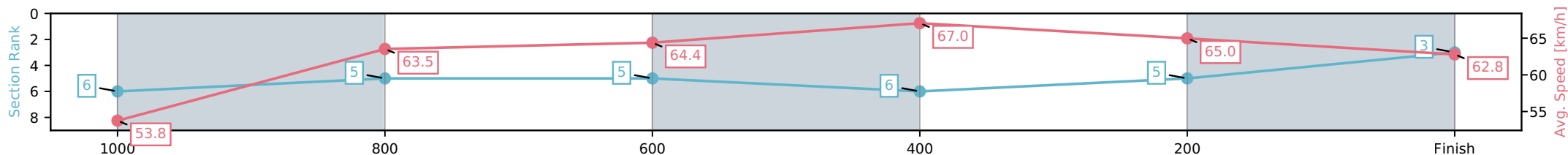
Horse/Jockey Name	Cryptology/Sean Cormack
Finish Rank	3
Fastest Section Time (Section)	0:10.74 (600-400)
Top Speed [km/h] (Section)	68.2 (600-400)
Race State	Finished



Rockhampton QLD --Professional-2026-05-21
 Race 3: THE AGENCY Class 1 Handicap - 1200m
 21 May 2026 - 2:34PM
 Track Rating: Good 4, Weather: Fine, Rail Position: +4m Entire Circuit



Section	L1200	L1000	L800	L600	L400	L200
Section Times	1:09.17 (0:13.33)	0:55.84 [6] (0:11.31)	0:44.53 [5] (0:11.13)	0:33.40 [5] (0:10.74)	0:22.66 [6] (0:11.09)	0:11.57 [5] (0:11.57)
Average Speed [km/h]	53.8	63.5	64.4	67.0	65.0	62.8
Top Speed [km/h]	64.2	64.9	65.8	68.2	67.0	64.5
Avg. Dist. to Rail [m]	1.8	0.4	0.5	1.7	3.4	5.1
Avg. Stride Freq. [Hz]	2.3	2.3	2.4	2.4	2.3	2.3
Avg. Stride Length [m]	6.8	7.7	7.7	7.9	7.9	7.6



- [] Ranking at each section and finish
- :-:- No data available at this section
- NA No data available

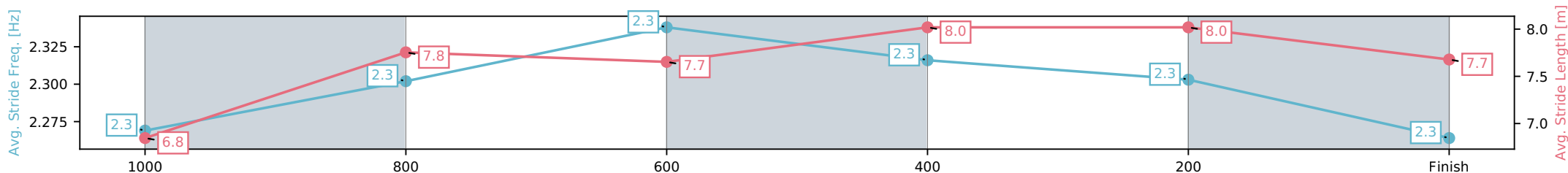
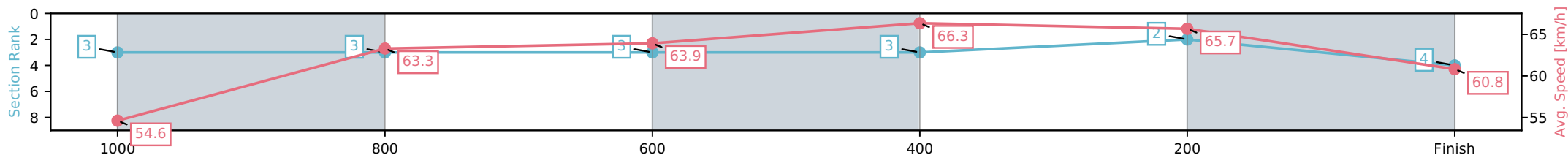
Horse/Jockey Name	Mr Grey/Warwick Satherley
Finish Rank	4
Fastest Section Time (Section)	0:10.85 (600-400)
Top Speed [km/h] (Section)	67.3 (600-400)
Race State	Finished



Rockhampton QLD --Professional-2026-05-21
 Race 3: THE AGENCY Class 1 Handicap - 1200m
 21 May 2026 - 2:34PM
 Track Rating: Good 4, Weather: Fine, Rail Position: +4m Entire Circuit



Section	L1200	L1000	L800	L600	L400	L200
Section Times	1:09.26 (0:13.04)	0:56.22 [3] (0:11.31)	0:44.91 [3] (0:11.14)	0:33.77 [3] (0:10.85)	0:22.92 [3] (0:10.96)	0:11.96 [2] (0:11.96)
Average Speed [km/h]	54.6	63.3	63.9	66.3	65.7	60.8
Top Speed [km/h]	64.3	64.4	65.7	67.3	66.9	63.9
Avg. Dist. to Rail [m]	0.7	0.8	1.2	0.3	0.6	1.2
Avg. Stride Freq. [Hz]	2.3	2.3	2.3	2.3	2.3	2.3
Avg. Stride Length [m]	6.8	7.8	7.7	8.0	8.0	7.7



[] Ranking at each section and finish
 -:-:- No data available at this section
 NA No data available

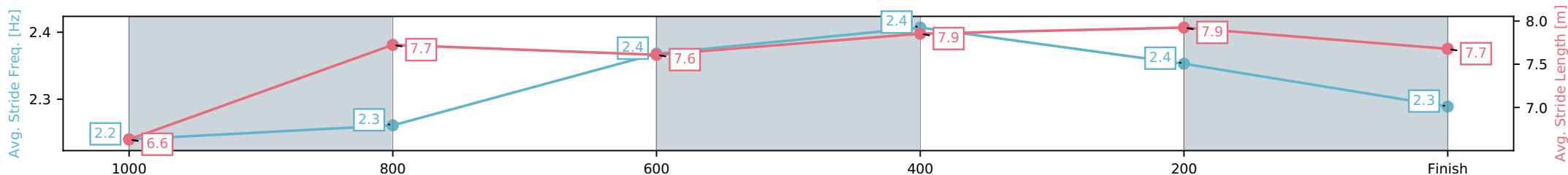
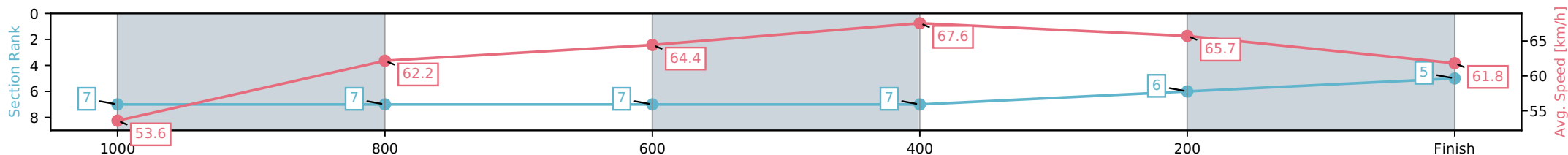
Horse/Jockey Name	Monday Choice/Raul Silvera Olivera
Finish Rank	5
Fastest Section Time (Section)	0:10.65 (600-400)
Top Speed [km/h] (Section)	68.7 (600-400)
Race State	Finished



Rockhampton QLD --Professional-2026-05-21
 Race 3: THE AGENCY Class 1 Handicap - 1200m
 21 May 2026 - 2:34PM
 Track Rating: Good 4, Weather: Fine, Rail Position: +4m Entire Circuit



Section	L1200	L1000	L800	L600	L400	L200
Section Times	1:09.35 (0:13.34)	0:56.01 [7] (0:11.62)	0:44.39 [7] (0:11.06)	0:33.32 [7] (0:10.65)	0:22.67 [7] (0:10.96)	0:11.71 [6] (0:11.71)
Average Speed [km/h]	53.6	62.2	64.4	67.6	65.7	61.8
Top Speed [km/h]	61.9	62.9	66.4	68.7	68.1	64.3
Avg. Dist. to Rail [m]	5.5	1.2	1.2	0.5	0.4	0.2
Avg. Stride Freq. [Hz]	2.2	2.3	2.4	2.4	2.4	2.3
Avg. Stride Length [m]	6.6	7.7	7.6	7.9	7.9	7.7



[] Ranking at each section and finish
 -:-:- No data available at this section
 NA No data available

Horse/Jockey Name	Skilful Artist/Chris McIver
Finish Rank	6
Fastest Section Time (Section)	0:10.99 (1000-800)
Top Speed [km/h] (Section)	67.2 (1000-800)
Race State	Finished



Rockhampton QLD --Professional-2026-05-21

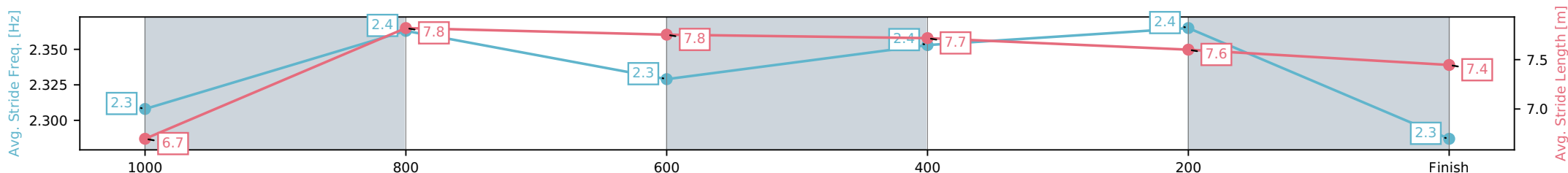
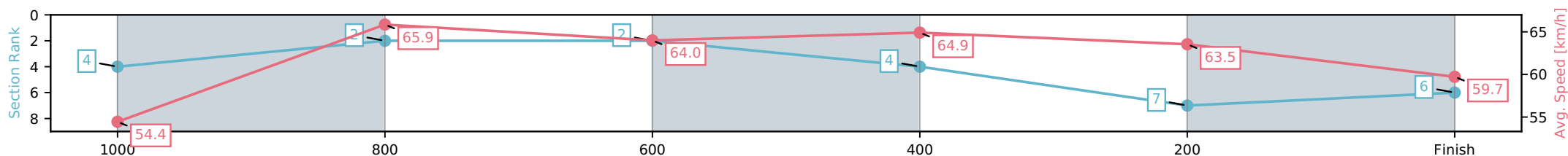
Race 3: THE AGENCY Class 1 Handicap - 1200m

21 May 2026 - 2:34PM

Track Rating: Good 4, Weather: Fine, Rail Position: +4m Entire Circuit



Section	L1200	L1000	L800	L600	L400	L200
Section Times	1:09.81 (0:13.15)	0:56.66 [4] (0:10.99)	0:45.67 [2] (0:11.20)	0:34.47 [2] (0:11.10)	0:23.37 [4] (0:11.33)	0:12.04 [7] (0:12.04)
Average Speed [km/h]	54.4	65.9	64.0	64.9	63.5	59.7
Top Speed [km/h]	66.2	67.2	65.6	66.0	65.7	61.9
Avg. Dist. to Rail [m]	6.6	1.3	0.5	1.0	3.4	5.2
Avg. Stride Freq. [Hz]	2.3	2.4	2.3	2.4	2.4	2.3
Avg. Stride Length [m]	6.7	7.8	7.8	7.7	7.6	7.4



- [] Ranking at each section and finish
- :-:- No data available at this section
- NA No data available

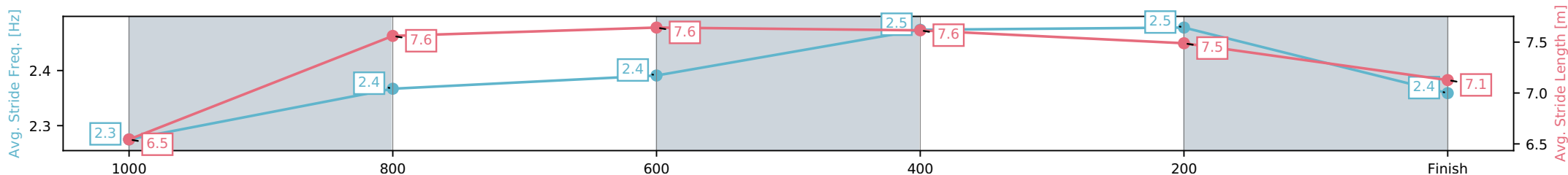
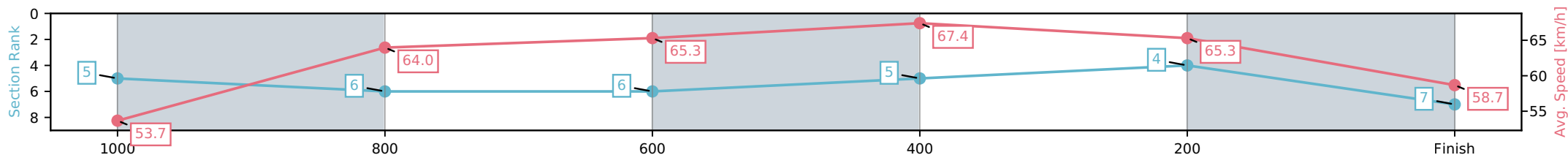
Horse/Jockey Name	Luxor Prince/Tahlia Fenlon
Finish Rank	7
Fastest Section Time (Section)	0:10.70 (600-400)
Top Speed [km/h] (Section)	68.2 (600-400)
Race State	Finished



Rockhampton QLD --Professional-2026-05-21
 Race 3: THE AGENCY Class 1 Handicap - 1200m
 21 May 2026 - 2:34PM
 Track Rating: Good 4, Weather: Fine, Rail Position: +4m Entire Circuit



Section	L1200	L1000	L800	L600	L400	L200
Section Times	1:09.83 (0:13.29)	0:56.54 [5] (0:11.36)	0:45.17 [6] (0:11.15)	0:34.02 [6] (0:10.70)	0:23.32 [5] (0:11.02)	0:12.30 [4] (0:12.30)
Average Speed [km/h]	53.7	64.0	65.3	67.4	65.3	58.7
Top Speed [km/h]	63.0	64.5	66.0	68.2	68.2	62.5
Avg. Dist. to Rail [m]	2.8	1.5	1.5	3.6	3.9	5.5
Avg. Stride Freq. [Hz]	2.3	2.4	2.4	2.5	2.5	2.4
Avg. Stride Length [m]	6.5	7.6	7.6	7.6	7.5	7.1



[] Ranking at each section and finish
 -:-:- No data available at this section
 NA No data available



Rockhampton QLD

Race 4: TAB ROCKHAMPTON CUP ON SALE BENCHMARK 65 Handicap - 1600m

21 May 2026 - 3:04PM

Track Rating: Good 4, Weather: Fine, Rail Position: +4m Entire Circuit



Field Times (Race Tempo) 1:35.40 (0:13.98) 1:21.42 (0:11.09) 1:10.32 (0:11.31) 0:59.02 (0:11.97) 0:47.04 (0:11.88) 0:35.16 (0:11.62) 0:23.54 (0:11.50) 0:12.04 (0:12.04)

Rank	TAB#	Horse	Overall Time	First 400m	Top Speed km/h (Section)	L1600	L1400	L1200	L1000	L800	L600	L400	L200
	(BAR#)	Jockey	Margin (DT-W)	Last 600m	Fastest Section (Time)	Start - 1400	1400 - 1200	1200 - 1000	1000 - 800	800 - 600	600 - 400	400 - 200	200 - Finish
1	3	Thebarberofseville	1:35.40	0:26.04	65.3 (600-400)	1:35.40	1:20.68 [9]	1:09.36 [8]	0:57.73 [8]	0:46.03 [8]	0:34.43 [7]	0:23.30 [3]	0:11.98 [2]
	(8)	Brandon Lerena		0:34.44	600-400 (0:11.13)	(0:14.72)	(0:11.32)	(0:11.64)	(0:11.70)	(0:11.60)	(0:11.13)	(0:11.33)	(0:11.98)
2	7	Moissanite	1:35.45	0:25.07	66.0 (1400-1200)	1:35.45	1:21.46 [2]	1:10.37 [1]	0:59.07 [1]	0:47.09 [1]	0:35.21 [1]	0:23.59 [1]	0:12.09 [1]
	(3)	Jason Taylor	0.3L (-1)	0:35.21	1400-1200 (0:11.08)	(0:13.99)	(0:11.08)	(0:11.31)	(0:11.97)	(0:11.88)	(0:11.62)	(0:11.50)	(0:12.09)
3	4	Out Of Aces	1:35.59	0:25.16	64.7 (1400-1200)	1:35.59	1:21.61 [1]	1:10.43 [2]	0:58.95 [2]	0:47.04 [2]	0:35.16 [2]	0:23.59 [2]	0:12.00 [4]
	(1)	Nikki Olzard	1.1L (+1)	0:35.16	1400-1200 (0:11.18)	(0:13.98)	(0:11.18)	(0:11.48)	(0:11.91)	(0:11.87)	(0:11.57)	(0:11.59)	(0:12.00)
4	8	Kayleen's Profit	1:35.61	0:25.31	65.0 (1400-1200)	1:35.61	1:21.53 [3]	1:10.30 [3]	0:58.74 [3]	0:46.81 [3]	0:34.88 [4]	0:23.51 [4]	0:12.12 [3]
	(2)	McKenzie Apel	1.3L (+3)	0:34.89	1400-1200 (0:11.23)	(0:14.08)	(0:11.23)	(0:11.56)	(0:11.93)	(0:11.93)	(0:11.38)	(0:11.39)	(0:12.12)
5	5	Better Than Words	1:35.73	0:25.86	65.7 (1400-1200)	1:35.73	1:21.15 [7]	1:09.87 [7]	0:58.26 [7]	0:46.52 [7]	0:34.56 [8]	0:23.09 [9]	0:11.78 [8]
	(7)	Courtney Bellamy	2.0L (-2)	0:34.55	1400-1200 (0:11.28)	(0:14.58)	(0:11.28)	(0:11.61)	(0:11.74)	(0:11.96)	(0:11.47)	(0:11.30)	(0:11.78)
6	2	Prepotent	1:36.14	0:25.85	64.7 (1400-1200)	1:36.14	1:21.61 [6]	1:10.29 [6]	0:58.70 [6]	0:47.05 [6]	0:35.25 [6]	0:23.75 [7]	0:12.32 [5]
	(6)	Chris McIver	4.4L (+2)	0:35.24	1400-1200 (0:11.32)	(0:14.53)	(0:11.32)	(0:11.59)	(0:11.65)	(0:11.81)	(0:11.50)	(0:11.42)	(0:12.32)
7	9	Jetpack Verdi	1:36.17	0:25.58	65.3 (1400-1200)	1:36.17	1:21.79 [5]	1:10.59 [5]	0:59.05 [4]	0:47.29 [4]	0:35.48 [3]	0:23.93 [5]	0:12.24 [6]
	(4)	Tahlia Fenlon	4.6L (+1)	0:35.48	1400-1200 (0:11.20)	(0:14.38)	(0:11.20)	(0:11.54)	(0:11.76)	(0:11.80)	(0:11.56)	(0:11.68)	(0:12.24)
8	1	Kiptanui	1:36.19	0:25.58	65.2 (1400-1200)	1:36.19	1:21.84 [4]	1:10.62 [4]	0:59.04 [5]	0:47.25 [5]	0:35.35 [5]	0:23.83 [6]	0:12.26 [7]
	(5)	Chloe Lowe	4.7L (-2)	0:35.35	1400-1200 (0:11.23)	(0:14.35)	(0:11.23)	(0:11.58)	(0:11.79)	(0:11.90)	(0:11.52)	(0:11.57)	(0:12.26)
9	6	Boom Boom Bella	1:36.32	0:26.04	65.7 (600-400)	1:36.32	1:21.63 [8]	1:10.28 [9]	0:58.62 [9]	0:46.88 [9]	0:34.96 [9]	0:23.86 [8]	0:12.37 [9]
	(9)	Steph Tierney	5.4L (+1)	0:34.95	600-400 (0:11.09)	(0:14.69)	(0:11.35)	(0:11.66)	(0:11.74)	(0:11.92)	(0:11.09)	(0:11.49)	(0:12.37)

Scratched: Miss Nicolini (#10)

Report Created: Thu 21 May 2026

(Note: Races are conducted over an approximate distance as close as possible to the advertised distance, and recorded data may vary accordingly. Official times refer to race times only and do not include handicap times.)

[] Position in running at each section and finish TAB# Saddle cloth number
 -:-:- No data available at this section BAR# Barrier/Gate Position
 NA No data available DNF Did not finish
 DNT Did not track DT-W Distance travelled compared to winner in metres

Fastest split
 Fastest section

data processed by TRIPLESDATA

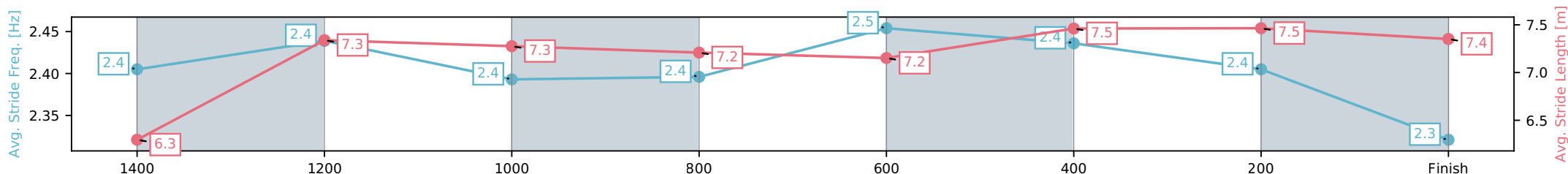
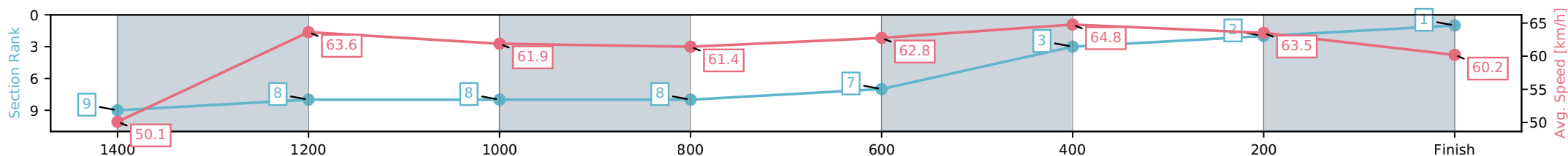
Horse/Jockey Name	Thebarberofseville/Brandon Lerena
Finish Rank	1
Fastest Section Time (Section)	0:11.13 (600-400)
Top Speed [km/h] (Section)	65.3 (600-400)
Race State	Finished



Rockhampton QLD --Professional-2026-05-21
 Race 4: TAB ROCKHAMPTON CUP ON SALE BENCHMARK
 65 Handicap - 1600m
 21 May 2026 - 3:04PM
 Track Rating: Good 4, Weather: Fine, Rail Position: +4m Entire Circuit



Section	L1600	L1400	L1200	L1000	L800	L600	L400	L200
Section Times	1:35.40 (0:14.72)	1:20.68 [9] (0:11.32)	1:09.36 [8] (0:11.64)	0:57.73 [8] (0:11.70)	0:46.03 [8] (0:11.60)	0:34.43 [7] (0:11.13)	0:23.30 [3] (0:11.33)	0:11.98 [2] (0:11.98)
Average Speed [km/h]	50.1	63.6	61.9	61.4	62.8	64.8	63.5	60.2
Top Speed [km/h]	62.9	65.1	62.3	62.6	64.6	65.3	65.3	61.9
Avg. Dist. to Rail [m]	6.0	0.3	0.2	0.3	1.5	2.0	1.5	2.2
Avg. Stride Freq. [Hz]	2.4	2.4	2.4	2.4	2.5	2.4	2.4	2.3
Avg. Stride Length [m]	6.3	7.3	7.3	7.2	7.2	7.5	7.5	7.4



[] Ranking at each section and finish
 -:-:- No data available at this section
 NA No data available

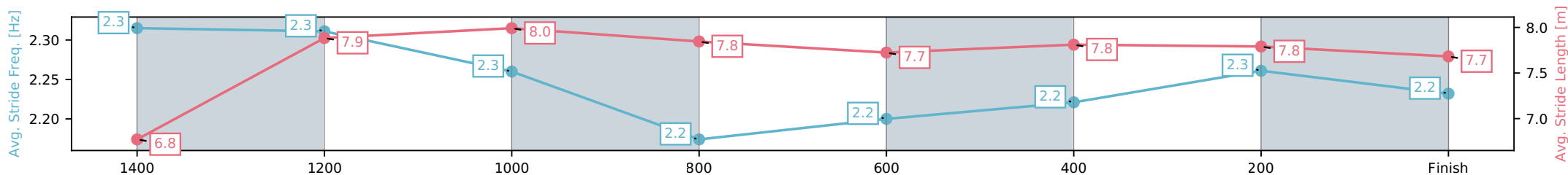
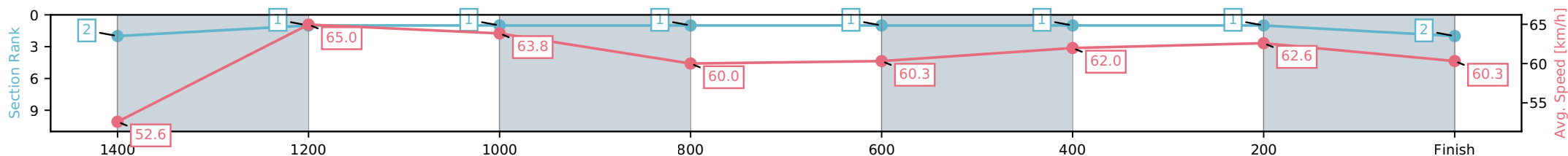
Horse/Jockey Name	Moissanite/Jason Taylor
Finish Rank	2
Fastest Section Time (Section)	0:11.08 (1400-1200)
Top Speed [km/h] (Section)	66.0 (1400-1200)
Race State	Finished



Rockhampton QLD --Professional-2026-05-21
 Race 4: TAB ROCKHAMPTON CUP ON SALE BENCHMARK
 65 Handicap - 1600m
 21 May 2026 - 3:04PM
 Track Rating: Good 4, Weather: Fine, Rail Position: +4m Entire Circuit



Section	L1600	L1400	L1200	L1000	L800	L600	L400	L200
Section Times	1:35.45 (0:13.99)	1:21.46 [2] (0:11.08)	1:10.37 [1] (0:11.31)	0:59.07 [1] (0:11.97)	0:47.09 [1] (0:11.88)	0:35.21 [1] (0:11.62)	0:23.59 [1] (0:11.50)	0:12.09 [1] (0:12.09)
Average Speed [km/h]	52.6	65.0	63.8	60.0	60.3	62.0	62.6	60.3
Top Speed [km/h]	64.0	66.0	64.7	62.7	60.7	63.2	63.3	62.1
Avg. Dist. to Rail [m]	4.2	2.1	1.4	0.3	0.6	0.3	0.2	0.4
Avg. Stride Freq. [Hz]	2.3	2.3	2.3	2.2	2.2	2.2	2.3	2.2
Avg. Stride Length [m]	6.8	7.9	8.0	7.8	7.7	7.8	7.8	7.7



- [] Ranking at each section and finish
- :-:- No data available at this section
- NA No data available

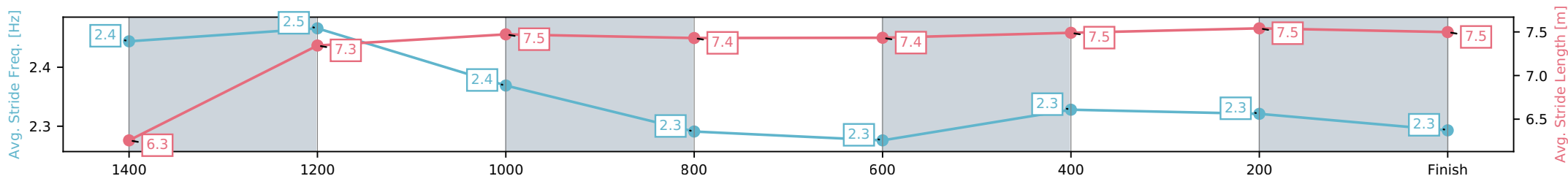
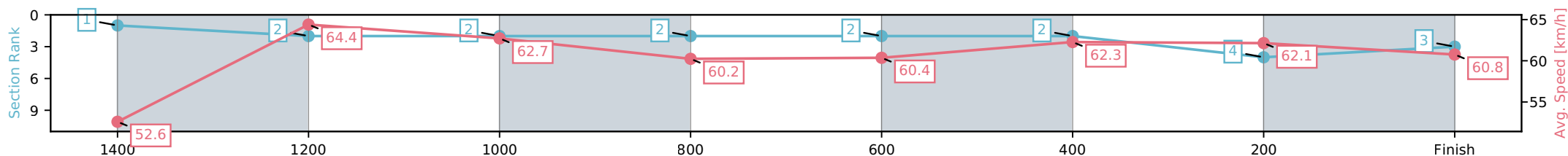
Horse/Jockey Name	Out Of Aces/Nikki Olzard
Finish Rank	3
Fastest Section Time (Section)	0:11.18 (1400-1200)
Top Speed [km/h] (Section)	64.7 (1400-1200)
Race State	Finished



Rockhampton QLD --Professional-2026-05-21
 Race 4: TAB ROCKHAMPTON CUP ON SALE BENCHMARK
 65 Handicap - 1600m
 21 May 2026 - 3:04PM
 Track Rating: Good 4, Weather: Fine, Rail Position: +4m Entire Circuit



Section	L1600	L1400	L1200	L1000	L800	L600	L400	L200
Section Times	1:35.59 (0:13.98)	1:21.61 [1] (0:11.18)	1:10.43 [2] (0:11.48)	0:58.95 [2] (0:11.91)	0:47.04 [2] (0:11.87)	0:35.16 [2] (0:11.57)	0:23.59 [2] (0:11.59)	0:12.00 [4] (0:12.00)
Average Speed [km/h]	52.6	64.4	62.7	60.2	60.4	62.3	62.1	60.8
Top Speed [km/h]	64.2	64.7	63.8	62.7	61.3	63.0	62.9	61.9
Avg. Dist. to Rail [m]	1.6	0.1	0.1	0.4	0.6	0.5	0.7	3.4
Avg. Stride Freq. [Hz]	2.4	2.5	2.4	2.3	2.3	2.3	2.3	2.3
Avg. Stride Length [m]	6.3	7.3	7.5	7.4	7.4	7.5	7.5	7.5



- [] Ranking at each section and finish
- :-:- No data available at this section
- NA No data available

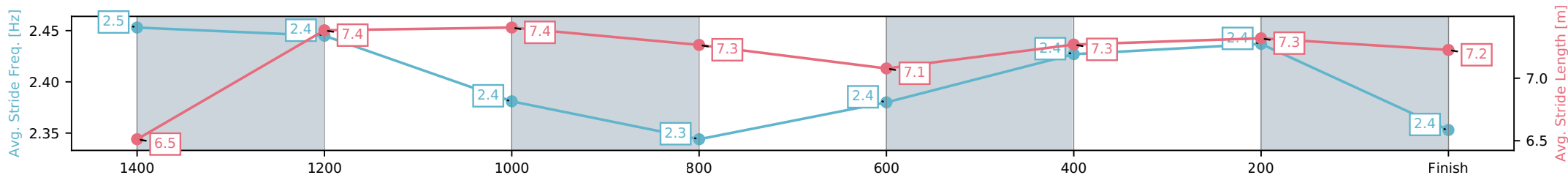
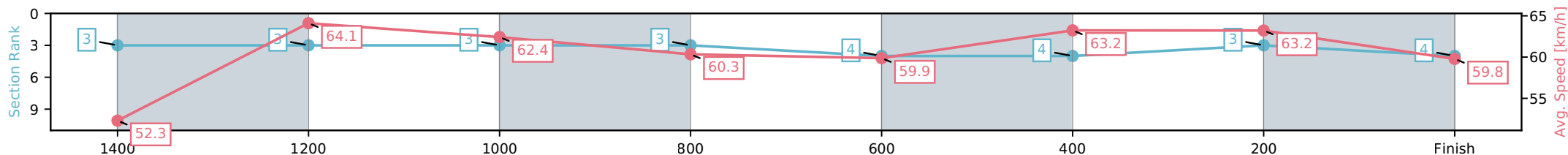
Horse/Jockey Name	Kayleen's Profit/McKenzie Apel
Finish Rank	4
Fastest Section Time (Section)	0:11.23 (1400-1200)
Top Speed [km/h] (Section)	65.0 (1400-1200)
Race State	Finished



Rockhampton QLD --Professional-2026-05-21
 Race 4: TAB ROCKHAMPTON CUP ON SALE BENCHMARK
 65 Handicap - 1600m
 21 May 2026 - 3:04PM
 Track Rating: Good 4, Weather: Fine, Rail Position: +4m Entire Circuit



Section	L1600	L1400	L1200	L1000	L800	L600	L400	L200
Section Times	1:35.61 (0:14.08)	1:21.53 [3] (0:11.23)	1:10.30 [3] (0:11.56)	0:58.74 [3] (0:11.93)	0:46.81 [3] (0:11.93)	0:34.88 [4] (0:11.38)	0:23.51 [4] (0:11.39)	0:12.12 [3] (0:12.12)
Average Speed [km/h]	52.3	64.1	62.4	60.3	59.9	63.2	63.2	59.8
Top Speed [km/h]	64.2	65.0	63.4	63.1	61.2	64.1	64.3	62.3
Avg. Dist. to Rail [m]	2.7	0.5	0.9	0.6	1.0	0.6	0.7	0.3
Avg. Stride Freq. [Hz]	2.5	2.4	2.4	2.3	2.4	2.4	2.4	2.4
Avg. Stride Length [m]	6.5	7.4	7.4	7.3	7.1	7.3	7.3	7.2



[] Ranking at each section and finish
 -:-:- No data available at this section
 NA No data available

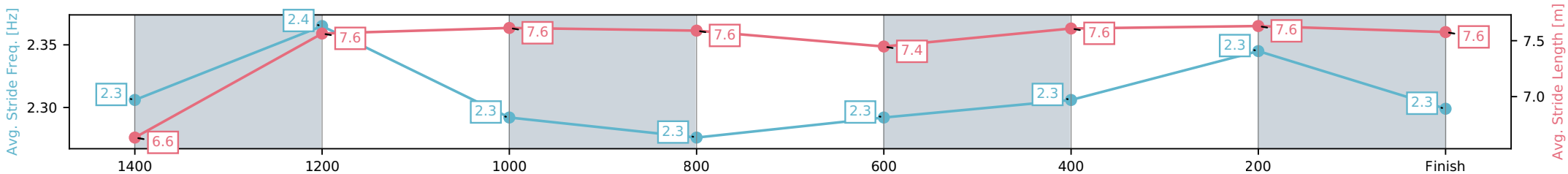
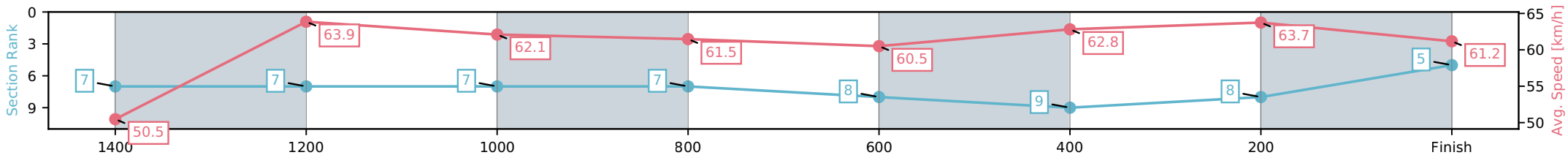
Horse/Jockey Name	Better Than Words/Courtney Bellamy
Finish Rank	5
Fastest Section Time (Section)	0:11.28 (1400-1200)
Top Speed [km/h] (Section)	65.7 (1400-1200)
Race State	Finished



Rockhampton QLD --Professional-2026-05-21
 Race 4: TAB ROCKHAMPTON CUP ON SALE BENCHMARK
 65 Handicap - 1600m
 21 May 2026 - 3:04PM
 Track Rating: Good 4, Weather: Fine, Rail Position: +4m Entire Circuit



Section	L1600	L1400	L1200	L1000	L800	L600	L400	L200
Section Times	1:35.73 (0:14.58)	1:21.15 [7] (0:11.28)	1:09.87 [7] (0:11.61)	0:58.26 [7] (0:11.74)	0:46.52 [7] (0:11.96)	0:34.56 [8] (0:11.47)	0:23.09 [9] (0:11.30)	0:11.78 [8] (0:11.78)
Average Speed [km/h]	50.5	63.9	62.1	61.5	60.5	62.8	63.7	61.2
Top Speed [km/h]	61.6	65.7	62.5	62.5	61.2	63.7	64.3	63.6
Avg. Dist. to Rail [m]	6.5	1.6	1.5	0.7	0.7	2.6	5.4	6.8
Avg. Stride Freq. [Hz]	2.3	2.4	2.3	2.3	2.3	2.3	2.3	2.3
Avg. Stride Length [m]	6.6	7.6	7.6	7.6	7.4	7.6	7.6	7.6



- [] Ranking at each section and finish
- :-:- No data available at this section
- NA No data available

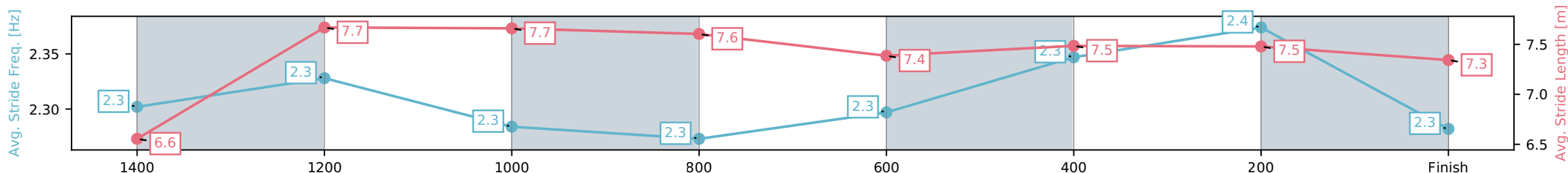
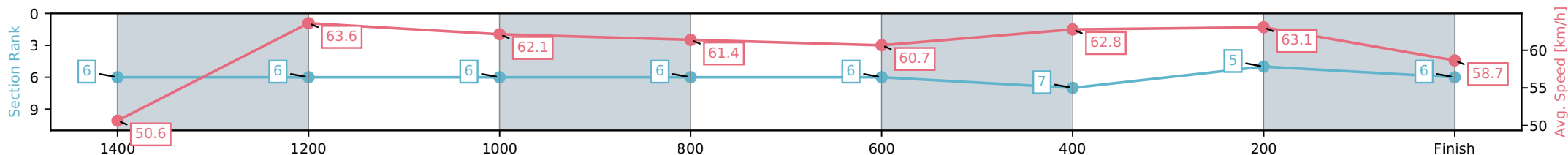
Horse/Jockey Name	Prepotent/Chris Mclver
Finish Rank	6
Fastest Section Time (Section)	0:11.32 (1400-1200)
Top Speed [km/h] (Section)	64.7 (1400-1200)
Race State	Finished



Rockhampton QLD --Professional-2026-05-21
 Race 4: TAB ROCKHAMPTON CUP ON SALE BENCHMARK
 65 Handicap - 1600m
 21 May 2026 - 3:04PM
 Track Rating: Good 4, Weather: Fine, Rail Position: +4m Entire Circuit



Section	L1600	L1400	L1200	L1000	L800	L600	L400	L200
Section Times	1:36.14 (0:14.53)	1:21.61 [6] (0:11.32)	1:10.29 [6] (0:11.59)	0:58.70 [6] (0:11.65)	0:47.05 [6] (0:11.81)	0:35.25 [6] (0:11.50)	0:23.75 [7] (0:11.42)	0:12.32 [5] (0:12.32)
Average Speed [km/h]	50.6	63.6	62.1	61.4	60.7	62.8	63.1	58.7
Top Speed [km/h]	62.5	64.7	62.8	62.3	61.9	63.6	63.4	62.5
Avg. Dist. to Rail [m]	4.8	0.3	0.4	0.9	0.8	1.8	2.3	3.9
Avg. Stride Freq. [Hz]	2.3	2.3	2.3	2.3	2.3	2.3	2.4	2.3
Avg. Stride Length [m]	6.6	7.7	7.7	7.6	7.4	7.5	7.5	7.3



- [] Ranking at each section and finish
- :-:- No data available at this section
- NA No data available

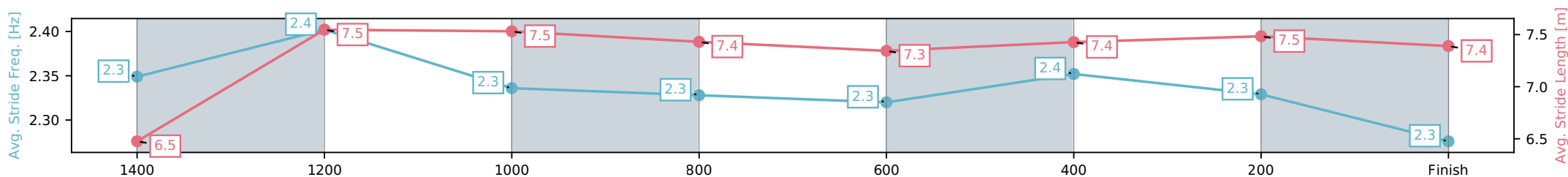
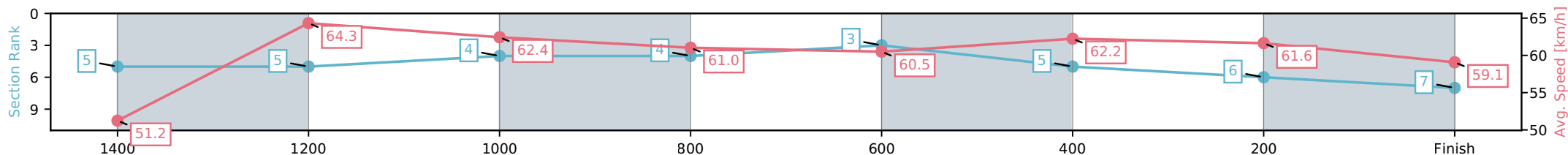
Horse/Jockey Name	Jetpack Verdi/Tahlia Fenlon
Finish Rank	7
Fastest Section Time (Section)	0:11.20 (1400-1200)
Top Speed [km/h] (Section)	65.3 (1400-1200)
Race State	Finished



Rockhampton QLD --Professional-2026-05-21
 Race 4: TAB ROCKHAMPTON CUP ON SALE BENCHMARK
 65 Handicap - 1600m
 21 May 2026 - 3:04PM
 Track Rating: Good 4, Weather: Fine, Rail Position: +4m Entire Circuit



Section	L1600	L1400	L1200	L1000	L800	L600	L400	L200
Section Times	1:36.17 (0:14.38)	1:21.79 [5] (0:11.20)	1:10.59 [5] (0:11.54)	0:59.05 [4] (0:11.76)	0:47.29 [4] (0:11.80)	0:35.48 [3] (0:11.56)	0:23.93 [5] (0:11.68)	0:12.24 [6] (0:12.24)
Average Speed [km/h]	51.2	64.3	62.4	61.0	60.5	62.2	61.6	59.1
Top Speed [km/h]	64.0	65.3	63.1	62.6	61.0	62.9	62.9	60.5
Avg. Dist. to Rail [m]	4.2	0.4	0.3	0.4	1.0	0.4	0.3	0.4
Avg. Stride Freq. [Hz]	2.3	2.4	2.3	2.3	2.3	2.4	2.3	2.3
Avg. Stride Length [m]	6.5	7.5	7.5	7.4	7.3	7.4	7.5	7.4



- [] Ranking at each section and finish
- :-:- No data available at this section
- NA No data available

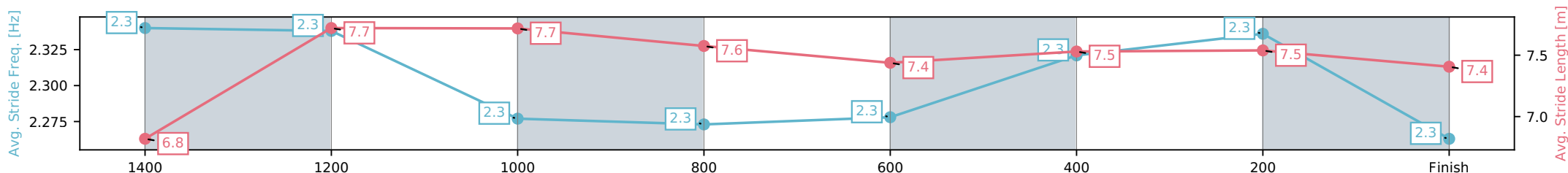
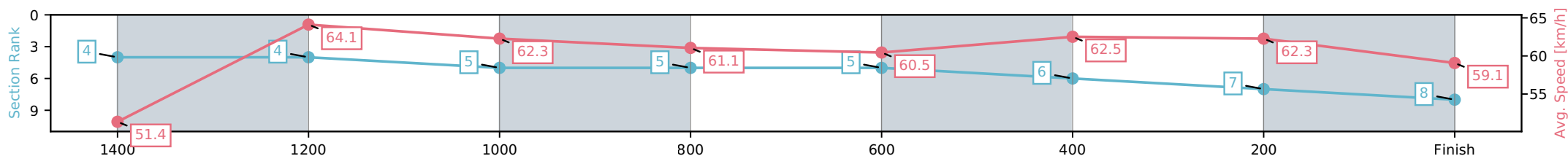
Horse/Jockey Name	Kiptanui/Chloe Lowe
Finish Rank	8
Fastest Section Time (Section)	0:11.23 (1400-1200)
Top Speed [km/h] (Section)	65.2 (1400-1200)
Race State	Finished



Rockhampton QLD --Professional-2026-05-21
 Race 4: TAB ROCKHAMPTON CUP ON SALE BENCHMARK
 65 Handicap - 1600m
 21 May 2026 - 3:04PM
 Track Rating: Good 4, Weather: Fine, Rail Position: +4m Entire Circuit



Section	L1600	L1400	L1200	L1000	L800	L600	L400	L200
Section Times	1:36.19 (0:14.35)	1:21.84 [4] (0:11.23)	1:10.62 [4] (0:11.58)	0:59.04 [5] (0:11.79)	0:47.25 [5] (0:11.90)	0:35.35 [5] (0:11.52)	0:23.83 [6] (0:11.57)	0:12.26 [7] (0:12.26)
Average Speed [km/h]	51.4	64.1	62.3	61.1	60.5	62.5	62.3	59.1
Top Speed [km/h]	63.5	65.2	63.2	62.5	61.4	64.1	63.8	60.4
Avg. Dist. to Rail [m]	5.6	1.0	1.2	0.5	0.5	1.9	3.3	2.9
Avg. Stride Freq. [Hz]	2.3	2.3	2.3	2.3	2.3	2.3	2.3	2.3
Avg. Stride Length [m]	6.8	7.7	7.7	7.6	7.4	7.5	7.5	7.4



- [] Ranking at each section and finish
- :-:- No data available at this section
- NA No data available

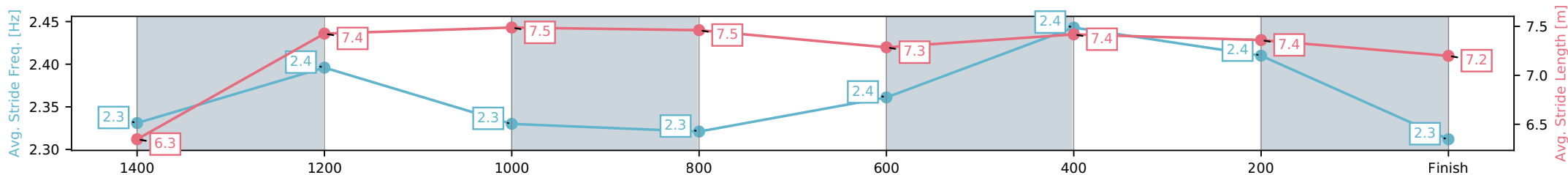
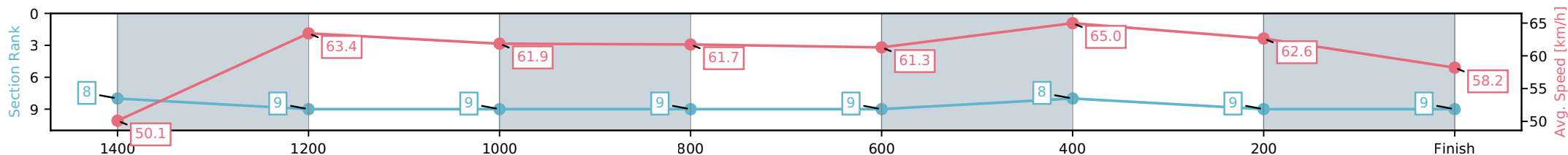
Horse/Jockey Name	Boom Boom Bella/Steph Tierney
Finish Rank	9
Fastest Section Time (Section)	0:11.09 (600-400)
Top Speed [km/h] (Section)	65.7 (600-400)
Race State	Finished



Rockhampton QLD --Professional-2026-05-21
 Race 4: TAB ROCKHAMPTON CUP ON SALE BENCHMARK
 65 Handicap - 1600m
 21 May 2026 - 3:04PM
 Track Rating: Good 4, Weather: Fine, Rail Position: +4m Entire Circuit



Section	L1600	L1400	L1200	L1000	L800	L600	L400	L200
Section Times	1:36.32 (0:14.69)	1:21.63 [8] (0:11.35)	1:10.28 [9] (0:11.66)	0:58.62 [9] (0:11.74)	0:46.88 [9] (0:11.92)	0:34.96 [9] (0:11.09)	0:23.86 [8] (0:11.49)	0:12.37 [9] (0:12.37)
Average Speed [km/h]	50.1	63.4	61.9	61.7	61.3	65.0	62.6	58.2
Top Speed [km/h]	61.7	65.2	62.3	62.3	62.7	65.7	65.1	61.5
Avg. Dist. to Rail [m]	7.7	1.8	1.6	1.2	1.8	2.4	4.0	5.2
Avg. Stride Freq. [Hz]	2.3	2.4	2.3	2.3	2.4	2.4	2.4	2.3
Avg. Stride Length [m]	6.3	7.4	7.5	7.5	7.3	7.4	7.4	7.2



- [] Ranking at each section and finish
- :-:- No data available at this section
- NA No data available

Horse/Jockey Name	Heartoni/Nikki Olzard
Finish Rank	1
Fastest Section Time (Section)	0:10.49 (600-400)
Top Speed [km/h] (Section)	69.5 (600-400)
Race State	Finished



Rockhampton QLD --Professional-2026-05-21

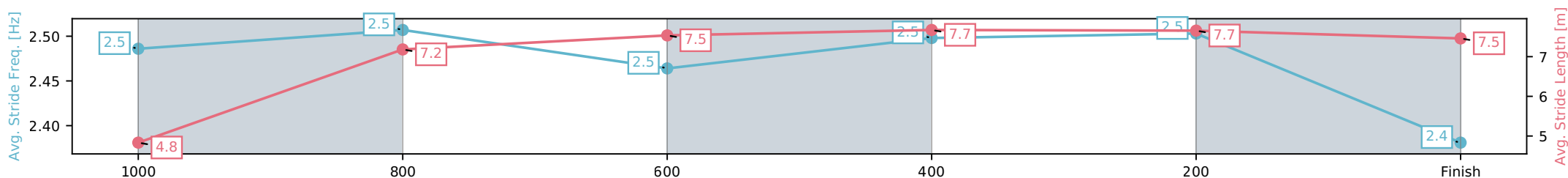
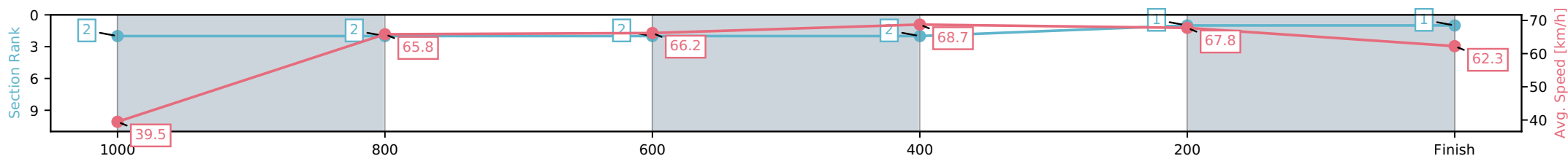
Race 5: CS ELECTRICAL OPEN Handicap - 1050m

21 May 2026 - 3:35PM

Track Rating: Good 4, Weather: Fine, Rail Position: +4m Entire Circuit



Section	L1050	L800	L600	L400	L200	L0
Section Times	0:59.49 (0:04.78)	0:54.71 [2] (0:11.00)	0:43.71 [2] (0:11.03)	0:32.68 [2] (0:10.49)	0:22.20 [2] (0:10.62)	0:11.57 [1] (0:11.57)
Average Speed [km/h]	39.5	65.8	66.2	68.7	67.8	62.3
Top Speed [km/h]	55.6	67.9	67.1	69.5	69.2	65.6
Avg. Dist. to Rail [m]	9.1	1.9	1.8	2.0	1.5	1.4
Avg. Stride Freq. [Hz]	2.5	2.5	2.5	2.5	2.5	2.4
Avg. Stride Length [m]	4.8	7.2	7.5	7.7	7.7	7.5



- [] Ranking at each section and finish
- :-:- No data available at this section
- NA No data available

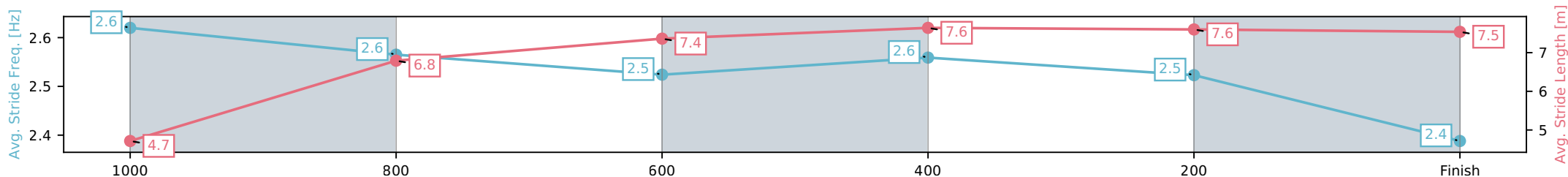
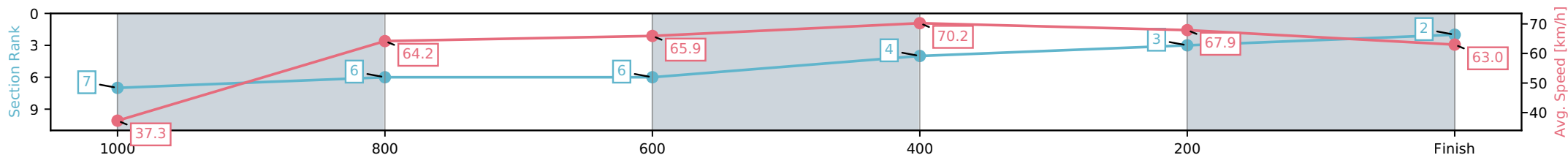
Horse/Jockey Name	King Spirit/Steph Tierney
Finish Rank	2
Fastest Section Time (Section)	0:05.09 (1050 - 1000)
Top Speed [km/h] (Section)	70.2 (600-400)
Race State	Finished



Rockhampton QLD --Professional-2026-05-21
 Race 5: CS ELECTRICAL OPEN Handicap - 1050m
 21 May 2026 - 3:35PM
 Track Rating: Good 4, Weather: Fine, Rail Position: +4m Entire Circuit



Section	L1050	L800	L600	L400	L200	L0
Section Times	0:59.59 (0:05.09)	0:54.50 [7] (0:11.27)	0:43.23 [6] (0:10.96)	0:32.27 [6] (0:10.26)	0:22.01 [4] (0:10.60)	0:11.40 [3] (0:11.41)
Average Speed [km/h]	37.3	64.2	65.9	70.2	67.9	63.0
Top Speed [km/h]	54.8	68.0	67.7	70.2	69.3	67.6
Avg. Dist. to Rail [m]	5.8	1.5	0.6	1.4	2.0	2.0
Avg. Stride Freq. [Hz]	2.6	2.6	2.5	2.6	2.5	2.4
Avg. Stride Length [m]	4.7	6.8	7.4	7.6	7.6	7.5



- [] Ranking at each section and finish
- :-:- No data available at this section
- NA No data available

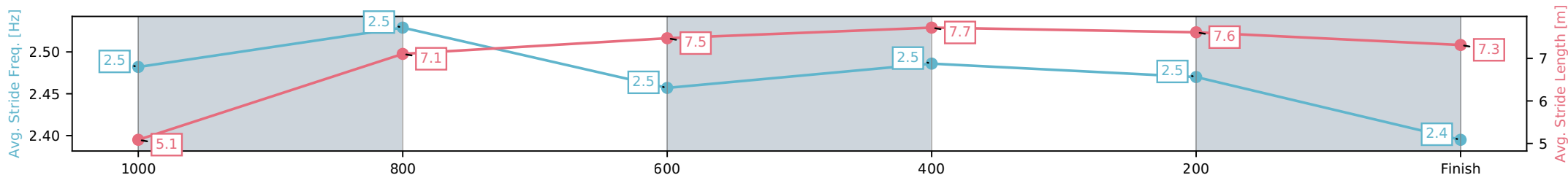
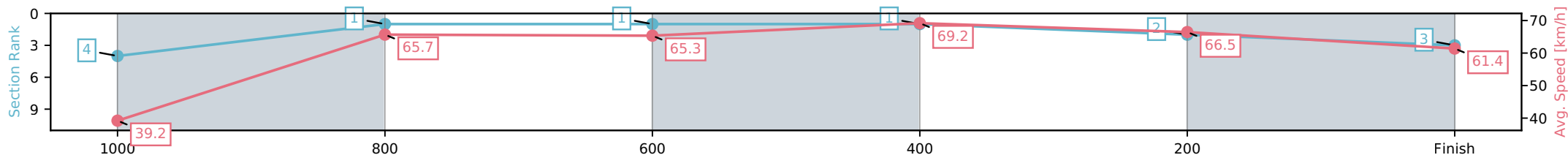
Horse/Jockey Name	Sunnycoast/Ryan Wiggins
Finish Rank	3
Fastest Section Time (Section)	0:10.42 (600-400)
Top Speed [km/h] (Section)	69.8 (600-400)
Race State	Finished



Rockhampton QLD --Professional-2026-05-21
 Race 5: CS ELECTRICAL OPEN Handicap - 1050m
 21 May 2026 - 3:35PM
 Track Rating: Good 4, Weather: Fine, Rail Position: +4m Entire Circuit



Section	L1050	L800	L600	L400	L200	L0
Section Times	0:59.72 (0:04.85)	0:54.87 [4] (0:10.85)	0:44.02 [1] (0:11.06)	0:32.96 [1] (0:10.42)	0:22.54 [1] (0:10.84)	0:11.70 [2] (0:11.70)
Average Speed [km/h]	39.2	65.7	65.3	69.2	66.5	61.4
Top Speed [km/h]	56.8	67.3	67.3	69.8	69.1	65.8
Avg. Dist. to Rail [m]	6.5	1.7	1.9	1.0	0.7	1.2
Avg. Stride Freq. [Hz]	2.5	2.5	2.5	2.5	2.5	2.4
Avg. Stride Length [m]	5.1	7.1	7.5	7.7	7.6	7.3



[] Ranking at each section and finish
 -:-:- No data available at this section
 NA No data available

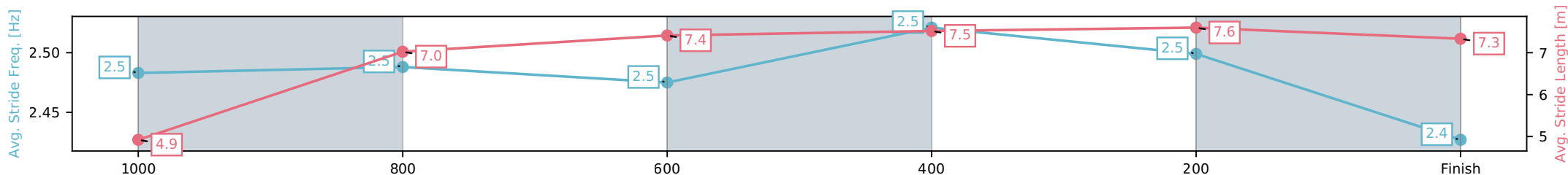
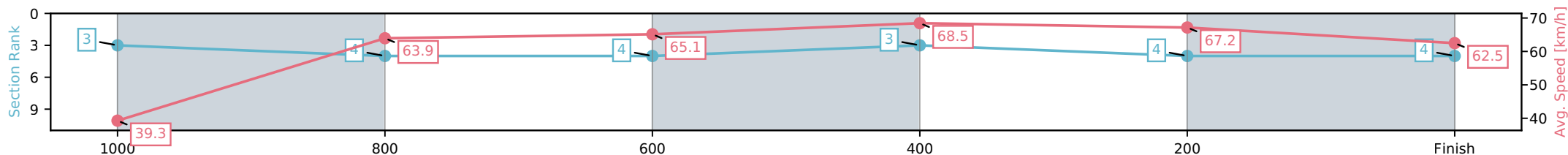
Horse/Jockey Name	Pretty Slick/Warwick Satherley
Finish Rank	4
Fastest Section Time (Section)	0:10.52 (600-400)
Top Speed [km/h] (Section)	70.2 (600-400)
Race State	Finished



Rockhampton QLD --Professional-2026-05-21
 Race 5: CS ELECTRICAL OPEN Handicap - 1050m
 21 May 2026 - 3:35PM
 Track Rating: Good 4, Weather: Fine, Rail Position: +4m Entire Circuit



Section	L1050	L800	L600	L400	L200	L0
Section Times	0:59.84 (0:04.82)	0:55.02 [3] (0:11.19)	0:43.83 [4] (0:10.99)	0:32.84 [4] (0:10.52)	0:22.31 [3] (0:10.73)	0:11.58 [4] (0:11.58)
Average Speed [km/h]	39.3	63.9	65.1	68.5	67.2	62.5
Top Speed [km/h]	55.1	66.9	66.8	70.2	69.3	65.3
Avg. Dist. to Rail [m]	5.6	1.5	1.1	0.6	1.6	1.6
Avg. Stride Freq. [Hz]	2.5	2.5	2.5	2.5	2.5	2.4
Avg. Stride Length [m]	4.9	7.0	7.4	7.5	7.6	7.3



[] Ranking at each section and finish
 -:-:- No data available at this section
 NA No data available

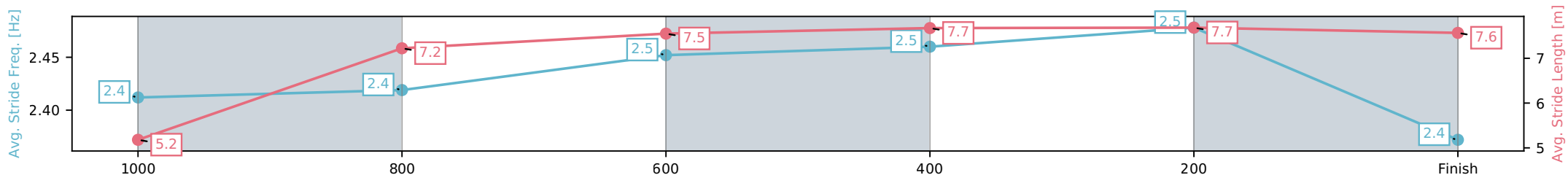
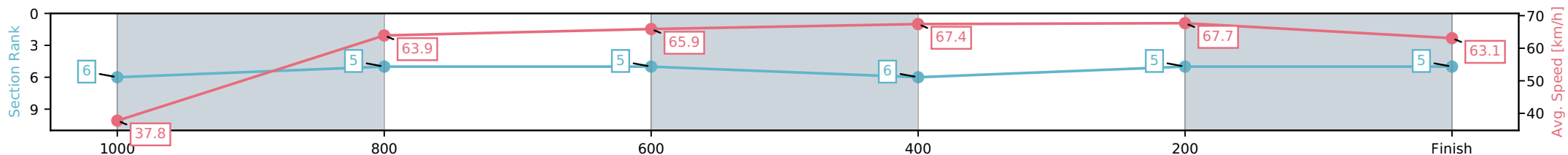
Horse/Jockey Name	Track Tale/McKenzie Apel
Finish Rank	5
Fastest Section Time (Section)	0:10.64 (400-200)
Top Speed [km/h] (Section)	68.6 (400-200)
Race State	Finished



Rockhampton QLD --Professional-2026-05-21
 Race 5: CS ELECTRICAL OPEN Handicap - 1050m
 21 May 2026 - 3:35PM
 Track Rating: Good 4, Weather: Fine, Rail Position: +4m Entire Circuit



Section	L1050	L800	L600	L400	L200	L0
Section Times	0:59.87 (0:05.08)	0:54.79 [6] (0:11.13)	0:43.66 [5] (0:10.80)	0:32.86 [5] (0:10.68)	0:22.17 [6] (0:10.64)	0:11.53 [5] (0:11.53)
Average Speed [km/h]	37.8	63.9	65.9	67.4	67.7	63.1
Top Speed [km/h]	55.0	66.4	66.9	68.0	68.6	66.0
Avg. Dist. to Rail [m]	1.2	1.5	1.3	0.8	1.2	0.8
Avg. Stride Freq. [Hz]	2.4	2.4	2.5	2.5	2.5	2.4
Avg. Stride Length [m]	5.2	7.2	7.5	7.7	7.7	7.6



- [] Ranking at each section and finish
- :-:- No data available at this section
- NA No data available

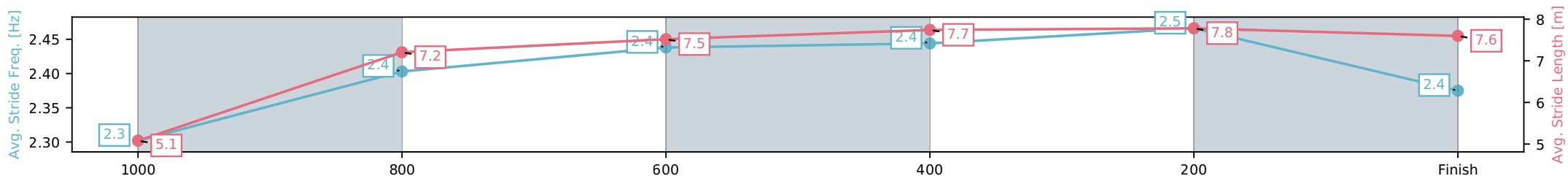
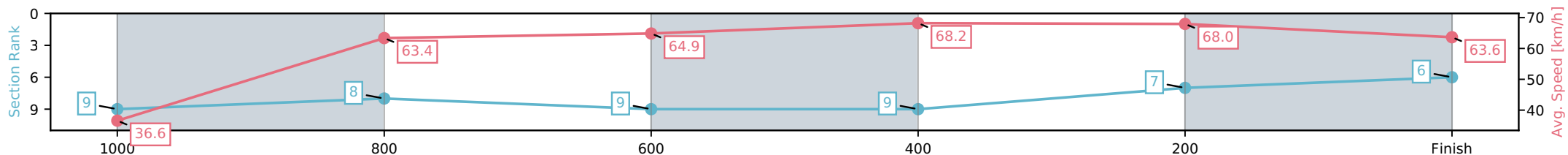
Horse/Jockey Name	Dehorned Unicorn/Chloe Lowe
Finish Rank	6
Fastest Section Time (Section)	0:10.55 (600-400)
Top Speed [km/h] (Section)	69.7 (400-200)
Race State	Finished



Rockhampton QLD --Professional-2026-05-21
 Race 5: CS ELECTRICAL OPEN Handicap - 1050m
 21 May 2026 - 3:35PM
 Track Rating: Good 4, Weather: Fine, Rail Position: +4m Entire Circuit



Section	L1050	L800	L600	L400	L200	L0
Section Times	0:59.94 (0:05.24)	0:54.70 [9] (0:11.24)	0:43.46 [8] (0:11.10)	0:32.36 [9] (0:10.55)	0:21.80 [9] (0:10.59)	0:11.21 [7] (0:11.21)
Average Speed [km/h]	36.6	63.4	64.9	68.2	68.0	63.6
Top Speed [km/h]	55.0	66.9	66.1	69.5	69.7	66.4
Avg. Dist. to Rail [m]	2.9	1.4	0.3	0.4	0.3	1.1
Avg. Stride Freq. [Hz]	2.3	2.4	2.4	2.4	2.5	2.4
Avg. Stride Length [m]	5.1	7.2	7.5	7.7	7.8	7.6



[] Ranking at each section and finish
 -:-:- No data available at this section
 NA No data available

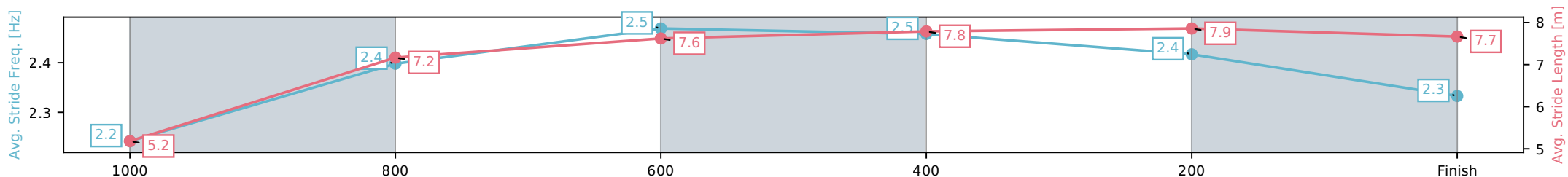
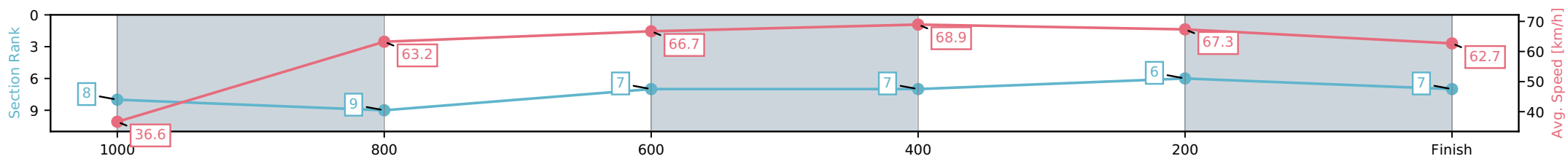
Horse/Jockey Name	Doubting Eye/Raul Silvera Olivera
Finish Rank	7
Fastest Section Time (Section)	0:10.46 (600-400)
Top Speed [km/h] (Section)	70.5 (600-400)
Race State	Finished



Rockhampton QLD --Professional-2026-05-21
 Race 5: CS ELECTRICAL OPEN Handicap - 1050m
 21 May 2026 - 3:35PM
 Track Rating: Good 4, Weather: Fine, Rail Position: +4m Entire Circuit



Section	L1050	L800	L600	L400	L200	L0
Section Times	1:00.09 (0:05.19)	0:54.90 [8] (0:11.44)	0:43.46 [9] (0:10.82)	0:32.64 [7] (0:10.46)	0:22.19 [7] (0:10.69)	0:11.50 [6] (0:11.50)
Average Speed [km/h]	36.6	63.2	66.7	68.9	67.3	62.7
Top Speed [km/h]	53.5	67.0	68.0	70.5	68.6	65.3
Avg. Dist. to Rail [m]	7.4	1.8	0.6	1.8	2.5	4.1
Avg. Stride Freq. [Hz]	2.2	2.4	2.5	2.5	2.4	2.3
Avg. Stride Length [m]	5.2	7.2	7.6	7.8	7.9	7.7



[] Ranking at each section and finish
 -:-:- No data available at this section
 NA No data available

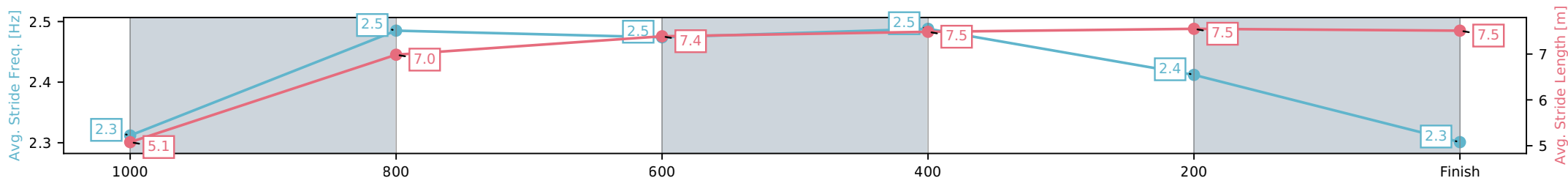
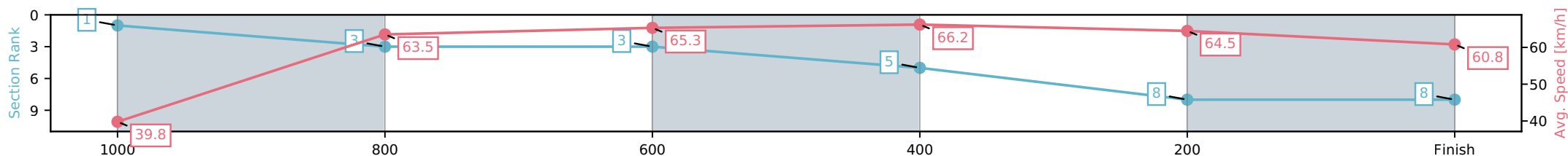
Horse/Jockey Name	Stampe/Paul Hamblin
Finish Rank	8
Fastest Section Time (Section)	0:10.88 (800-600)
Top Speed [km/h] (Section)	66.9 (600-400)
Race State	Finished



Rockhampton QLD --Professional-2026-05-21
 Race 5: CS ELECTRICAL OPEN Handicap - 1050m
 21 May 2026 - 3:35PM
 Track Rating: Good 4, Weather: Fine, Rail Position: +4m Entire Circuit



Section	L1050	L800	L600	L400	L200	L0
Section Times	1:00.69 (0:04.76)	0:55.94 [1] (0:11.18)	0:44.76 [3] (0:10.88)	0:33.88 [3] (0:10.88)	0:23.01 [5] (0:11.17)	0:11.83 [8] (0:11.83)
Average Speed [km/h]	39.8	63.5	65.3	66.2	64.5	60.8
Top Speed [km/h]	54.9	65.7	66.7	66.9	66.2	63.4
Avg. Dist. to Rail [m]	2.4	1.7	1.6	0.7	1.0	0.7
Avg. Stride Freq. [Hz]	2.3	2.5	2.5	2.5	2.4	2.3
Avg. Stride Length [m]	5.1	7.0	7.4	7.5	7.5	7.5



[] Ranking at each section and finish
 -:-:- No data available at this section
 NA No data available

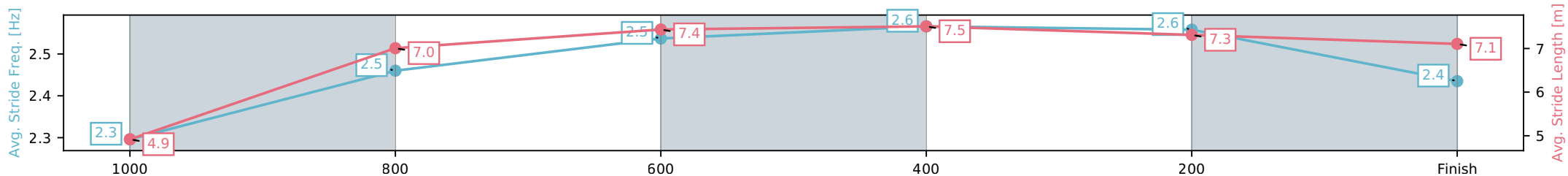
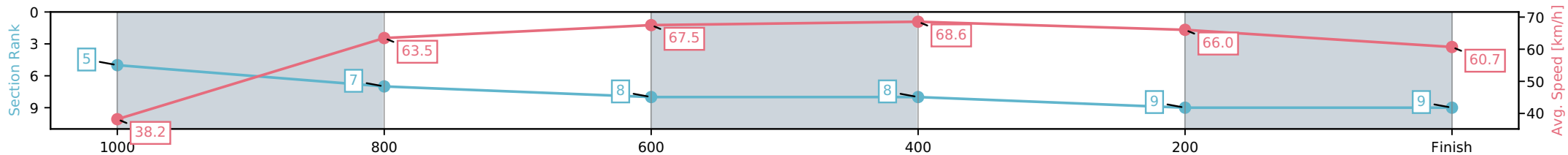
Horse/Jockey Name	Media Empire/Courtney Bellamy
Finish Rank	9
Fastest Section Time (Section)	0:10.52 (600-400)
Top Speed [km/h] (Section)	69.3 (800-600)
Race State	Finished



Rockhampton QLD --Professional-2026-05-21
 Race 5: CS ELECTRICAL OPEN Handicap - 1050m
 21 May 2026 - 3:35PM
 Track Rating: Good 4, Weather: Fine, Rail Position: +4m Entire Circuit



Section	L1050	L800	L600	L400	L200	L0
Section Times	1:00.74 (0:04.97)	0:55.77 [5] (0:11.48)	0:44.29 [7] (0:11.00)	0:33.29 [8] (0:10.52)	0:22.77 [8] (0:10.91)	0:11.86 [9] (0:11.86)
Average Speed [km/h]	38.2	63.5	67.5	68.6	66.0	60.7
Top Speed [km/h]	52.1	66.8	69.3	69.3	68.3	63.6
Avg. Dist. to Rail [m]	8.6	2.7	3.9	3.1	4.3	4.4
Avg. Stride Freq. [Hz]	2.3	2.5	2.5	2.6	2.6	2.4
Avg. Stride Length [m]	4.9	7.0	7.4	7.5	7.3	7.1



[] Ranking at each section and finish
 -:-:- No data available at this section
 NA No data available



Rockhampton QLD

Race 6: NORRIS HAIR ROCKHAMPTON BENCHMARK 55 Handicap - 1050m

21 May 2026 - 4:07PM

Track Rating: Good 4, Weather: Fine, Rail Position: +4m Entire Circuit



Field Times (Race Tempo) 1:00.22 0:55.44 0:44.82 0:33.75 0:22.86 0:11.88
 (0:04.78) (0:10.63) (0:11.06) (0:10.89) (0:10.99) (0:11.88)

Rank	TAB#	Horse	Overall Time	First 400m	Top Speed km/h (Section)	L1050	L1000	L800	L600	L400	L200		
	(BAR#)	Jockey	Margin (DT-W)	Last 600m	Fastest Section (Time)	Start - 1000	1000 - 800	800 - 600	600 - 400	400 - 200	200 - Finish		
1	8	Scruffy	1:00.22	0:24.83	69.6 (600-400)	1:00.22	0:54.88 [11]	0:43.57 [11]	0:32.69 [10]	0:22.13 [9]	0:11.37 [7]		
	(10)	Brandon Lerena		0:32.69	600-400 (0:10.56)	(0:05.34)	(0:11.31)	(0:10.88)	(0:10.56)	(0:10.76)	(0:11.37)		
2	9	Billy Boom	1:00.28	0:23.80	67.5 (1000-800)	1:00.28	0:55.17 [9]	0:44.44 [3]	0:33.72 [2]	0:22.78 [3]	0:11.94 [1]		
	(2)	Tahlia Fenlon	0.3L (+8)	0:33.73	800-600 (0:10.71)	(0:05.11)	(0:10.73)	(0:10.71)	(0:10.95)	(0:10.84)	(0:11.94)		
3	4	Idhana	1:00.33	0:23.83	68.5 (1000-800)	1:00.33	0:55.47 [3]	0:44.64 [2]	0:33.76 [3]	0:22.87 [2]	0:11.79 [3]		
	(4)	Chloe Lowe	0.7L (+5)	0:33.76	1000-800 (0:10.82)	(0:04.86)	(0:10.82)	(0:10.88)	(0:10.89)	(0:11.08)	(0:11.79)		
4	2	Underrated	1:00.42	0:24.33	68.5 (800-600)	1:00.42	0:55.46 [8]	0:44.16 [7]	0:33.41 [5]	0:22.70 [5]	0:11.72 [5]		
	(1)	Tom Orr	1.2L (-1)	0:33.40	600-400 (0:10.70)	(0:04.96)	(0:11.31)	(0:10.75)	(0:10.70)	(0:10.98)	(0:11.72)		
5	7	Cryoseisms	1:00.61	0:24.38	69.0 (600-400)	1:00.61	0:55.73 [4]	0:44.37 [6]	0:33.53 [6]	0:22.98 [4]	0:12.02 [4]		
	(7)	Warwick Satherley	2.3L (+5)	0:33.54	600-400 (0:10.56)	(0:04.88)	(0:11.36)	(0:10.84)	(0:10.56)	(0:10.96)	(0:12.02)		
6	10	Lollies	1:00.85	0:23.64	69.3 (1000-800)	1:00.85	0:56.06 [2]	0:45.45 [1]	0:34.38 [1]	0:23.50 [1]	0:12.31 [2]		
	(5)	Nikki Olzard	3.7L (+3)	0:34.38	1000-800 (0:10.61)	(0:04.79)	(0:10.61)	(0:11.06)	(0:10.89)	(0:11.18)	(0:12.31)		
7	11	Lady Consort	1:00.85	0:24.31	68.8 (400-200)	1:00.85	0:55.92 [7]	0:44.71 [5]	0:33.77 [7]	0:23.03 [6]	0:12.15 [5]		
	(3)	Amy Graham	3.7L (+0)	0:33.77	600-400 (0:10.74)	(0:04.94)	(0:11.20)	(0:10.95)	(0:10.74)	(0:10.88)	(0:12.15)		
8	13	Xuanfeng	1:00.91	0:24.55	68.3 (600-400)	1:00.91	0:55.60 [10]	0:44.48 [8]	0:33.63 [8]	0:22.96 [8]	0:11.91 [8]		
	(11)	Chris McIver	4.1L (+3)	0:33.63	600-400 (0:10.67)	(0:05.31)	(0:11.12)	(0:10.85)	(0:10.67)	(0:11.05)	(0:11.91)		
9	3	Future Soldier	1:01.32	0:24.94	68.0 (600-400)	1:01.32	0:56.54 [1]	0:44.78 [9]	0:33.58 [11]	0:22.77 [11]	0:11.78 [11]		
	(8)	McKenzie Apel	6.5L (+7)	0:33.57	600-400 (0:10.80)	(0:04.78)	(0:11.76)	(0:11.21)	(0:10.80)	(0:10.99)	(0:11.78)		
10	6	Discovered Gold	1:01.52	0:24.73	68.0 (800-600)	1:01.52	0:56.61 [5]	0:44.93 [10]	0:34.04 [9]	0:23.25 [10]	0:12.08 [10]		
	(9)	Raul Silvera Olivera	7.7L (+3)	0:34.04	600-400 (0:10.78)	(0:04.91)	(0:11.68)	(0:10.89)	(0:10.78)	(0:11.18)	(0:12.08)		

Scratched: Moroccan Wind (#1), Marellity (#12)

Report Created: Thu 21 May 2026

(Note: Races are conducted over an approximate distance as close as possible to the advertised distance, and recorded data may vary accordingly. Official times refer to race times only and do not include handicap times.)

[] Position in running at each section and finish TAB# Saddle cloth number
 -:-:- No data available at this section BAR# Barrier/Gate Position
 NA No data available DNF Did not finish
 DNT Did not track DT-W Distance travelled compared to winner in metres

Fastest split
 Fastest section

data processed by TRIPLESDATA



Rockhampton QLD

Race 6: NORRIS HAIR ROCKHAMPTON BENCHMARK 55 Handicap - 1050m

21 May 2026 - 4:07PM

Track Rating: Good 4, Weather: Fine, Rail Position: +4m Entire Circuit



Field Times (Race Tempo) 1:00.22 0:55.44 0:44.82 0:33.75 0:22.86 0:11.88
 (0:04.78) (0:10.63) (0:11.06) (0:10.89) (0:10.99) (0:11.88)

Rank	TAB#	Horse	Overall Time	First 400m	Top Speed km/h (Section)	L1050	L1000	L800	L600	L400	L200		
	(BAR#)	Jockey	Margin (DT-W)	Last 600m	Fastest Section (Time)	Start - 1000	1000 - 800	800 - 600	600 - 400	400 - 200	200 - Finish		
11	5	Bottom Bar	1:01.67	0:24.16	68.2 (800-600)	1:01.67	0:56.75 [6]	0:45.62 [4]	0:34.74 [4]	0:23.82 [7]	0:12.34 [9]		
	(6)	Paul Hamblin	8.6L (+0)	0:34.74	800-600 (0:10.88)	(0:04.92)	(0:11.13)	(0:10.88)	(0:10.91)	(0:11.49)	(0:12.34)		

Scratched: Moroccan Wind (#1), Marellity (#12)

Report Created: Thu 21 May 2026

(Note: Races are conducted over an approximate distance as close as possible to the advertised distance, and recorded data may vary accordingly. Official times refer to race times only and do not include handicap times.)

[] Position in running at each section and finish TAB# Saddle cloth number
 -:-:- No data available at this section BAR# Barrier/Gate Position
 NA No data available DNF Did not finish
 DNT Did not track DT-W Distance travelled compared to winner in metres

Fastest split
 Fastest section

data processed by **TRIPLESDATA**

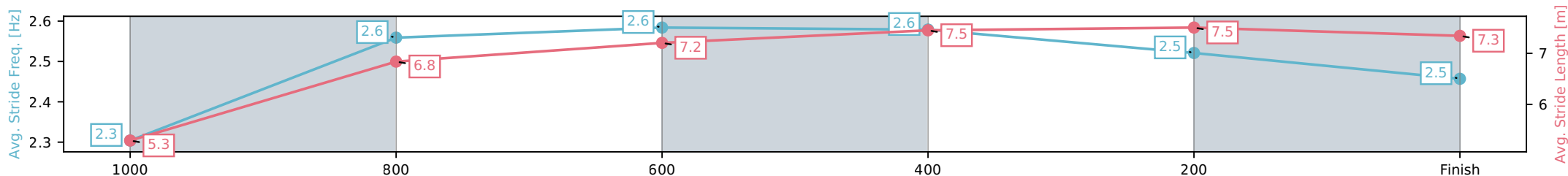
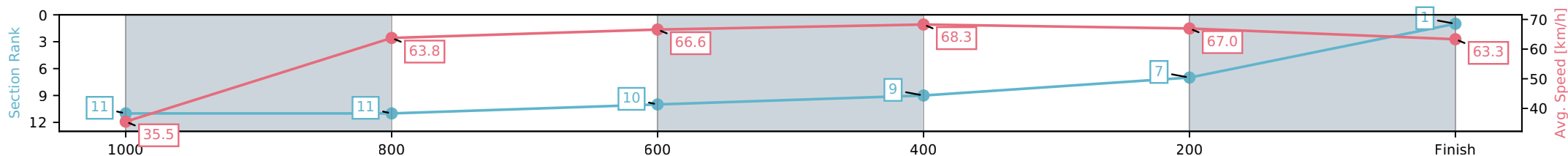
Horse/Jockey Name	Scruffy/Brandon Lerena
Finish Rank	1
Fastest Section Time (Section)	0:10.56 (600-400)
Top Speed [km/h] (Section)	69.6 (600-400)
Race State	Finished



Rockhampton QLD --Professional-2026-05-21
 Race 6: NORRIS HAIR ROCKHAMPTON BENCHMARK 55
 Handicap - 1050m
 21 May 2026 - 4:07PM
 Track Rating: Good 4, Weather: Fine, Rail Position: +4m Entire Circuit



Section	L1050	L800	L600	L400	L200	L0
Section Times	1:00.22 (0:05.34)	0:54.88 [11] (0:11.31)	0:43.57 [11] (0:10.88)	0:32.69 [10] (0:10.56)	0:22.13 [9] (0:10.76)	0:11.37 [7] (0:11.37)
Average Speed [km/h]	35.5	63.8	66.6	68.3	67.0	63.3
Top Speed [km/h]	54.7	65.4	67.7	69.6	67.9	66.2
Avg. Dist. to Rail [m]	10.0	1.4	0.8	2.4	4.4	4.1
Avg. Stride Freq. [Hz]	2.3	2.6	2.6	2.6	2.5	2.5
Avg. Stride Length [m]	5.3	6.8	7.2	7.5	7.5	7.3



- [] Ranking at each section and finish
- :-:- No data available at this section
- NA No data available

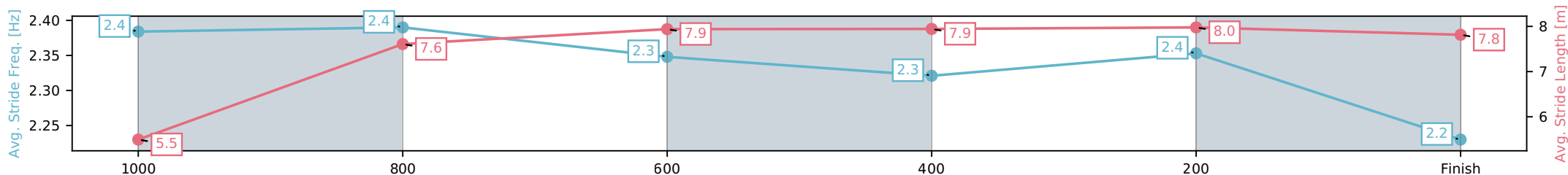
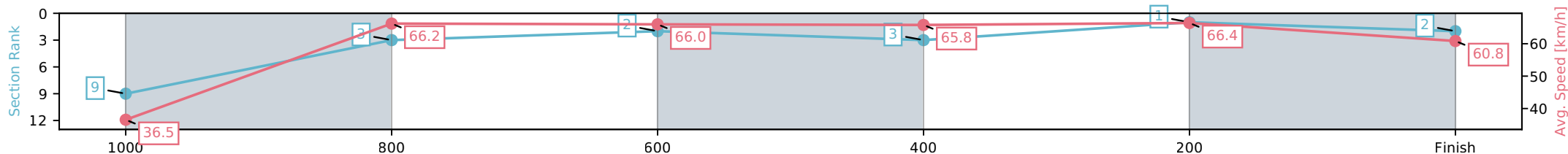
Horse/Jockey Name	Billy Boom/Tahlia Fenlon
Finish Rank	2
Fastest Section Time (Section)	0:10.71 (800-600)
Top Speed [km/h] (Section)	67.5 (1000-800)
Race State	Finished



Rockhampton QLD --Professional-2026-05-21
 Race 6: NORRIS HAIR ROCKHAMPTON BENCHMARK 55
 Handicap - 1050m
 21 May 2026 - 4:07PM
 Track Rating: Good 4, Weather: Fine, Rail Position: +4m Entire Circuit



Section	L1050	L800	L600	L400	L200	L0
Section Times	1:00.28 (0:05.11)	0:55.17 [9] (0:10.73)	0:44.44 [3] (0:10.71)	0:33.72 [2] (0:10.95)	0:22.78 [3] (0:10.84)	0:11.94 [1] (0:11.94)
Average Speed [km/h]	36.5	66.2	66.0	65.8	66.4	60.8
Top Speed [km/h]	58.2	67.5	67.5	67.0	67.5	64.7
Avg. Dist. to Rail [m]	2.8	1.6	2.2	0.5	1.1	2.8
Avg. Stride Freq. [Hz]	2.4	2.4	2.3	2.3	2.4	2.2
Avg. Stride Length [m]	5.5	7.6	7.9	7.9	8.0	7.8



[] Ranking at each section and finish
 -:-:- No data available at this section
 NA No data available

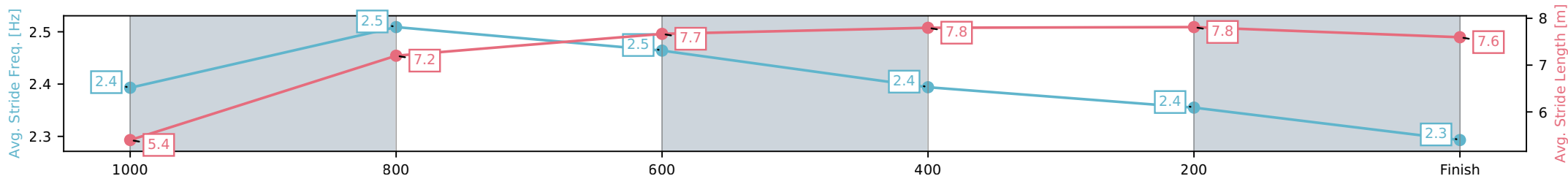
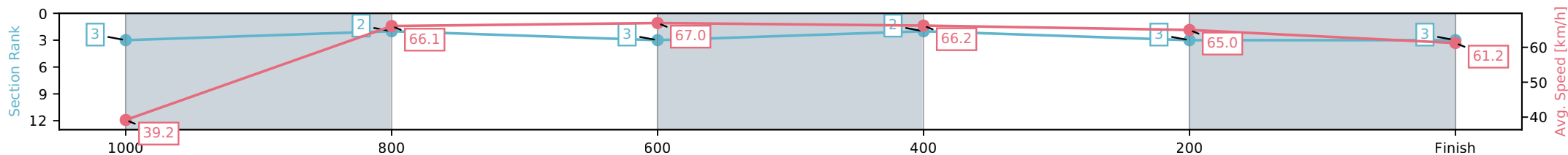
Horse/Jockey Name	Idhana/Chloe Lowe
Finish Rank	3
Fastest Section Time (Section)	0:10.82 (1000-800)
Top Speed [km/h] (Section)	68.5 (1000-800)
Race State	Finished



Rockhampton QLD --Professional-2026-05-21
 Race 6: NORRIS HAIR ROCKHAMPTON BENCHMARK 55
 Handicap - 1050m
 21 May 2026 - 4:07PM
 Track Rating: Good 4, Weather: Fine, Rail Position: +4m Entire Circuit



Section	L1050	L800	L600	L400	L200	L0
Section Times	1:00.33 (0:04.86)	0:55.47 [3] (0:10.82)	0:44.64 [2] (0:10.88)	0:33.76 [3] (0:10.89)	0:22.87 [2] (0:11.08)	0:11.79 [3] (0:11.79)
Average Speed [km/h]	39.2	66.1	67.0	66.2	65.0	61.2
Top Speed [km/h]	56.4	68.5	68.3	67.6	66.3	63.7
Avg. Dist. to Rail [m]	3.8	1.1	1.8	1.2	1.3	1.7
Avg. Stride Freq. [Hz]	2.4	2.5	2.5	2.4	2.4	2.3
Avg. Stride Length [m]	5.4	7.2	7.7	7.8	7.8	7.6



[] Ranking at each section and finish
 -:-:- No data available at this section
 NA No data available

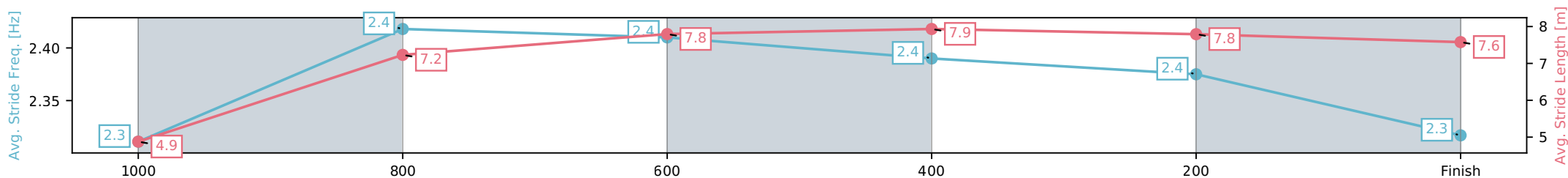
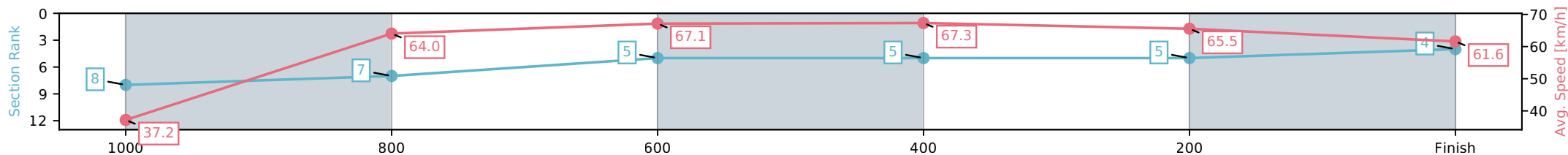
Horse/Jockey Name	Underrated/Tom Orr
Finish Rank	4
Fastest Section Time (Section)	0:10.70 (600-400)
Top Speed [km/h] (Section)	68.5 (800-600)
Race State	Finished



Rockhampton QLD --Professional-2026-05-21
 Race 6: NORRIS HAIR ROCKHAMPTON BENCHMARK 55
 Handicap - 1050m
 21 May 2026 - 4:07PM
 Track Rating: Good 4, Weather: Fine, Rail Position: +4m Entire Circuit



Section	L1050	L800	L600	L400	L200	L0
Section Times	1:00.42 (0:04.96)	0:55.46 [8] (0:11.31)	0:44.16 [7] (0:10.75)	0:33.41 [5] (0:10.70)	0:22.70 [5] (0:10.98)	0:11.72 [5] (0:11.72)
Average Speed [km/h]	37.2	64.0	67.1	67.3	65.5	61.6
Top Speed [km/h]	57.1	65.6	68.5	68.2	66.3	63.9
Avg. Dist. to Rail [m]	1.7	0.3	0.8	2.2	3.9	6.0
Avg. Stride Freq. [Hz]	2.3	2.4	2.4	2.4	2.4	2.3
Avg. Stride Length [m]	4.9	7.2	7.8	7.9	7.8	7.6



- [] Ranking at each section and finish
- :-:- No data available at this section
- NA No data available

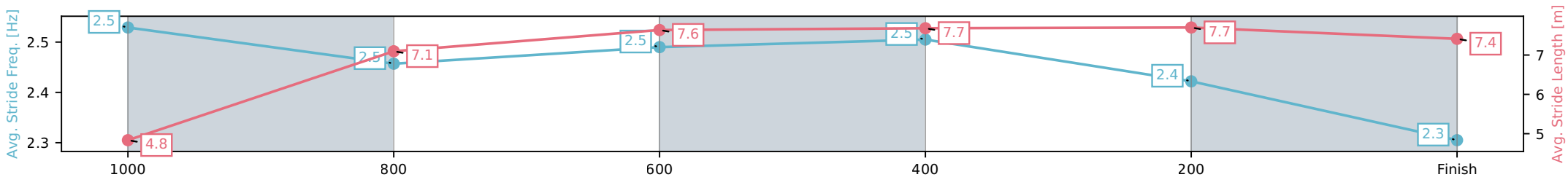
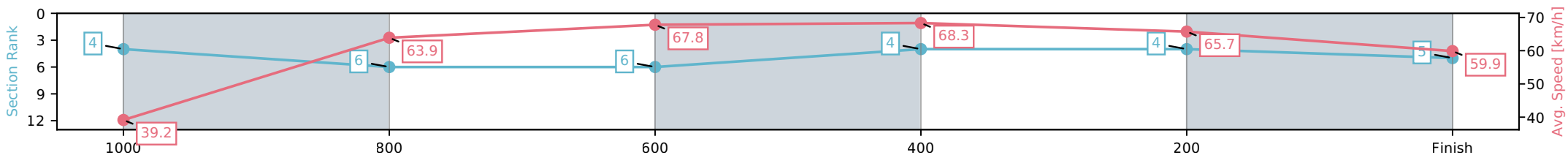
Horse/Jockey Name	Cryoseisms/Warwick Satherley
Finish Rank	5
Fastest Section Time (Section)	0:10.56 (600-400)
Top Speed [km/h] (Section)	69.0 (600-400)
Race State	Finished



Rockhampton QLD --Professional-2026-05-21
 Race 6: NORRIS HAIR ROCKHAMPTON BENCHMARK 55
 Handicap - 1050m
 21 May 2026 - 4:07PM
 Track Rating: Good 4, Weather: Fine, Rail Position: +4m Entire Circuit



Section	L1050	L800	L600	L400	L200	L0
Section Times	1:00.61 (0:04.88)	0:55.73 [4] (0:11.36)	0:44.37 [6] (0:10.84)	0:33.53 [6] (0:10.56)	0:22.98 [4] (0:10.96)	0:12.02 [4] (0:12.02)
Average Speed [km/h]	39.2	63.9	67.8	68.3	65.7	59.9
Top Speed [km/h]	54.6	67.7	68.9	69.0	67.7	63.0
Avg. Dist. to Rail [m]	7.4	2.2	2.6	3.0	2.8	3.8
Avg. Stride Freq. [Hz]	2.5	2.5	2.5	2.5	2.4	2.3
Avg. Stride Length [m]	4.8	7.1	7.6	7.7	7.7	7.4



[] Ranking at each section and finish
 -:-:- No data available at this section
 NA No data available

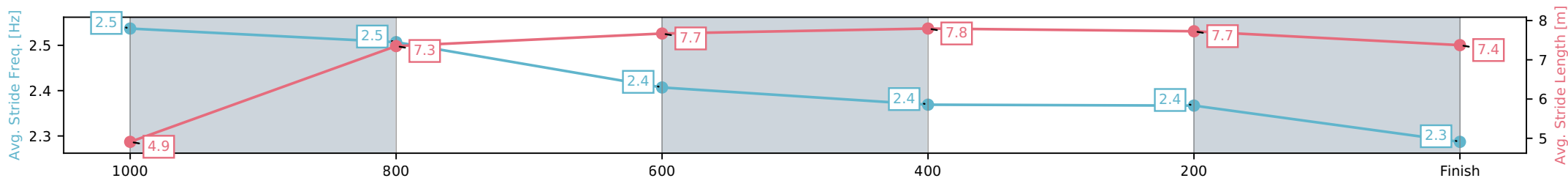
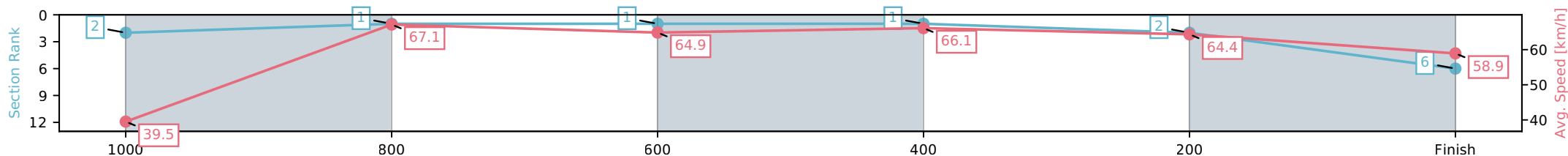
Horse/Jockey Name	Lollies/Nikki Olzard
Finish Rank	6
Fastest Section Time (Section)	0:10.61 (1000-800)
Top Speed [km/h] (Section)	69.3 (1000-800)
Race State	Finished



Rockhampton QLD --Professional-2026-05-21
 Race 6: NORRIS HAIR ROCKHAMPTON BENCHMARK 55
 Handicap - 1050m
 21 May 2026 - 4:07PM
 Track Rating: Good 4, Weather: Fine, Rail Position: +4m Entire Circuit



Section	L1050	L800	L600	L400	L200	L0
Section Times	1:00.85 (0:04.79)	0:56.06 [2] (0:10.61)	0:45.45 [1] (0:11.06)	0:34.38 [1] (0:10.89)	0:23.50 [1] (0:11.18)	0:12.31 [2] (0:12.31)
Average Speed [km/h]	39.5	67.1	64.9	66.1	64.4	58.9
Top Speed [km/h]	57.7	69.3	66.1	67.6	66.0	62.1
Avg. Dist. to Rail [m]	4.6	1.6	0.7	0.5	0.2	0.4
Avg. Stride Freq. [Hz]	2.5	2.5	2.4	2.4	2.4	2.3
Avg. Stride Length [m]	4.9	7.3	7.7	7.8	7.7	7.4



[] Ranking at each section and finish
 -:-:- No data available at this section
 NA No data available

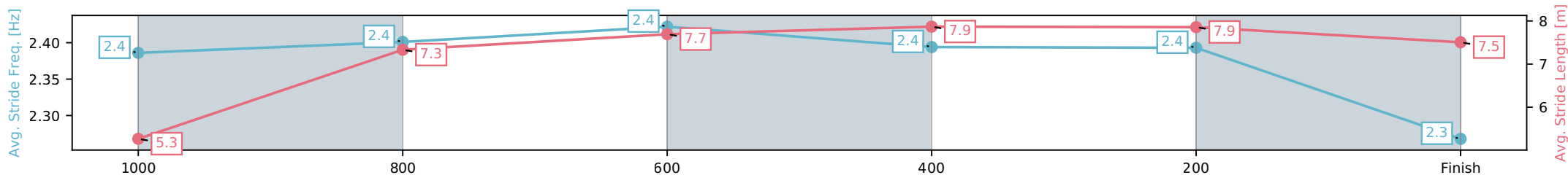
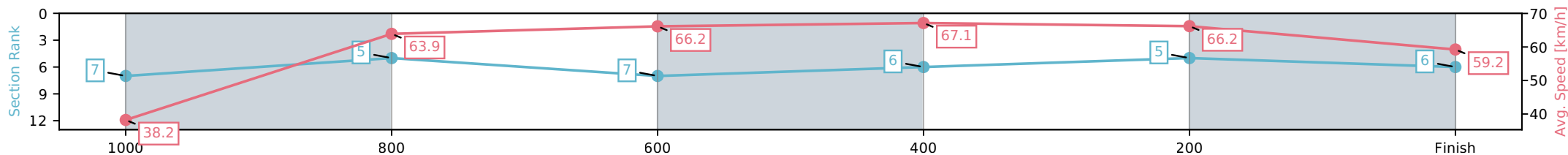
Horse/Jockey Name	Lady Consort/Amy Graham
Finish Rank	7
Fastest Section Time (Section)	0:10.74 (600-400)
Top Speed [km/h] (Section)	68.8 (400-200)
Race State	Finished



Rockhampton QLD --Professional-2026-05-21
 Race 6: NORRIS HAIR ROCKHAMPTON BENCHMARK 55
 Handicap - 1050m
 21 May 2026 - 4:07PM
 Track Rating: Good 4, Weather: Fine, Rail Position: +4m Entire Circuit



Section	L1050	L800	L600	L400	L200	L0
Section Times	1:00.85 (0:04.94)	0:55.92 [7] (0:11.20)	0:44.71 [5] (0:10.95)	0:33.77 [7] (0:10.74)	0:23.03 [6] (0:10.88)	0:12.15 [5] (0:12.15)
Average Speed [km/h]	38.2	63.9	66.2	67.1	66.2	59.2
Top Speed [km/h]	56.6	65.5	67.0	68.0	68.8	62.7
Avg. Dist. to Rail [m]	2.8	0.9	0.9	3.5	5.8	7.0
Avg. Stride Freq. [Hz]	2.4	2.4	2.4	2.4	2.4	2.3
Avg. Stride Length [m]	5.3	7.3	7.7	7.9	7.9	7.5



- [] Ranking at each section and finish
- :-:- No data available at this section
- NA No data available

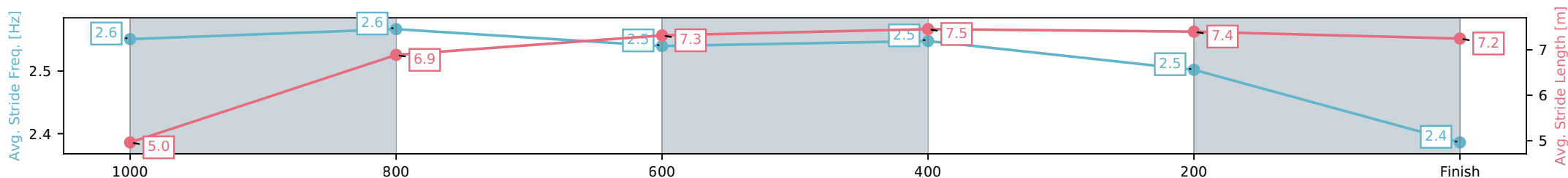
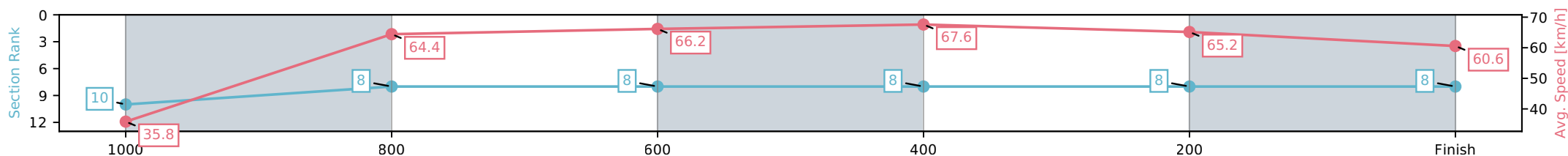
Horse/Jockey Name	Xuanfeng/Chris Mclver
Finish Rank	8
Fastest Section Time (Section)	0:10.67 (600-400)
Top Speed [km/h] (Section)	68.3 (600-400)
Race State	Finished



Rockhampton QLD --Professional-2026-05-21
 Race 6: NORRIS HAIR ROCKHAMPTON BENCHMARK 55
 Handicap - 1050m
 21 May 2026 - 4:07PM
 Track Rating: Good 4, Weather: Fine, Rail Position: +4m Entire Circuit



Section	L1050	L800	L600	L400	L200	L0
Section Times	1:00.91 (0:05.31)	0:55.60 [10] (0:11.12)	0:44.48 [8] (0:10.85)	0:33.63 [8] (0:10.67)	0:22.96 [8] (0:11.05)	0:11.91 [8] (0:11.91)
Average Speed [km/h]	35.8	64.4	66.2	67.6	65.2	60.6
Top Speed [km/h]	54.8	66.4	66.6	68.3	67.2	63.4
Avg. Dist. to Rail [m]	11.1	2.3	0.8	3.8	6.2	7.9
Avg. Stride Freq. [Hz]	2.6	2.6	2.5	2.5	2.5	2.4
Avg. Stride Length [m]	5.0	6.9	7.3	7.5	7.4	7.2



- [] Ranking at each section and finish
- :-:- No data available at this section
- NA No data available

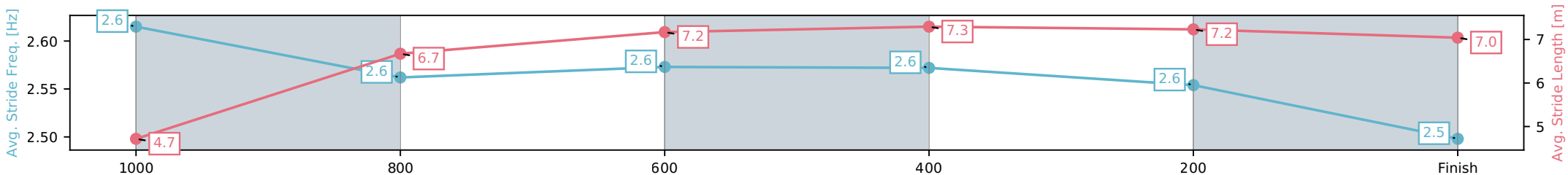
Horse/Jockey Name	Future Soldier/McKenzie Apel
Finish Rank	9
Fastest Section Time (Section)	0:10.80 (600-400)
Top Speed [km/h] (Section)	68.0 (600-400)
Race State	Finished



Rockhampton QLD --Professional-2026-05-21
 Race 6: NORRIS HAIR ROCKHAMPTON BENCHMARK 55
 Handicap - 1050m
 21 May 2026 - 4:07PM
 Track Rating: Good 4, Weather: Fine, Rail Position: +4m Entire Circuit



Section	L1050	L800	L600	L400	L200	L0
Section Times	1:01.32 (0:04.78)	0:56.54 [1] (0:11.76)	0:44.78 [9] (0:11.21)	0:33.58 [11] (0:10.80)	0:22.77 [11] (0:10.99)	0:11.78 [11] (0:11.78)
Average Speed [km/h]	39.7	62.5	65.6	66.8	65.5	61.6
Top Speed [km/h]	57.8	64.6	66.3	68.0	67.1	64.3
Avg. Dist. to Rail [m]	8.4	4.4	2.8	2.8	3.8	2.8
Avg. Stride Freq. [Hz]	2.6	2.6	2.6	2.6	2.6	2.5
Avg. Stride Length [m]	4.7	6.7	7.2	7.3	7.2	7.0



[] Ranking at each section and finish
 -:-:- No data available at this section
 NA No data available

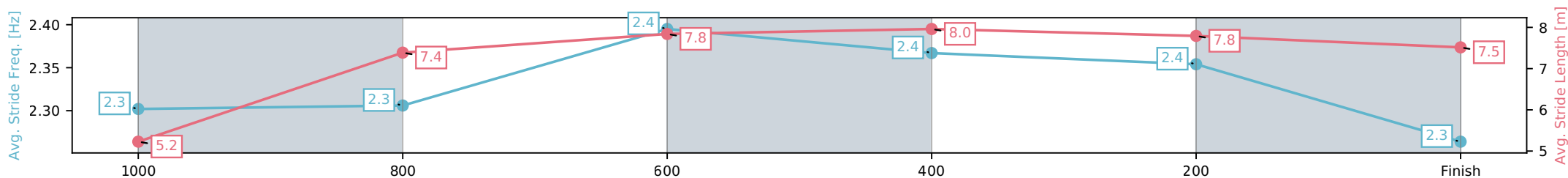
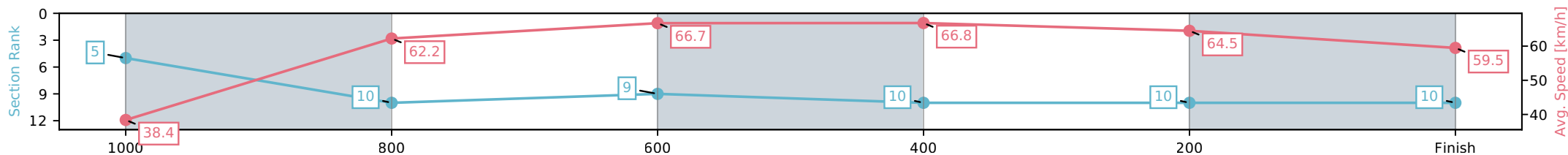
Horse/Jockey Name	Discovered Gold/Raul Silvera Olivera
Finish Rank	10
Fastest Section Time (Section)	0:10.78 (600-400)
Top Speed [km/h] (Section)	68.0 (800-600)
Race State	Finished



Rockhampton QLD --Professional-2026-05-21
 Race 6: NORRIS HAIR ROCKHAMPTON BENCHMARK 55
 Handicap - 1050m
 21 May 2026 - 4:07PM
 Track Rating: Good 4, Weather: Fine, Rail Position: +4m Entire Circuit



Section	L1050	L800	L600	L400	L200	L0
Section Times	1:01.52 (0:04.91)	0:56.61 [5] (0:11.68)	0:44.93 [10] (0:10.89)	0:34.04 [9] (0:10.78)	0:23.25 [10] (0:11.18)	0:12.08 [10] (0:12.08)
Average Speed [km/h]	38.4	62.2	66.7	66.8	64.5	59.5
Top Speed [km/h]	54.0	66.2	68.0	67.3	66.7	62.2
Avg. Dist. to Rail [m]	9.1	2.6	1.2	3.2	6.1	7.7
Avg. Stride Freq. [Hz]	2.3	2.3	2.4	2.4	2.4	2.3
Avg. Stride Length [m]	5.2	7.4	7.8	8.0	7.8	7.5



- [] Ranking at each section and finish
- :-:- No data available at this section
- NA No data available

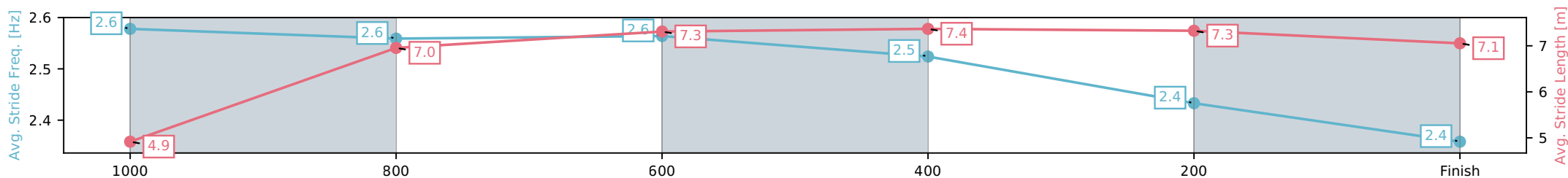
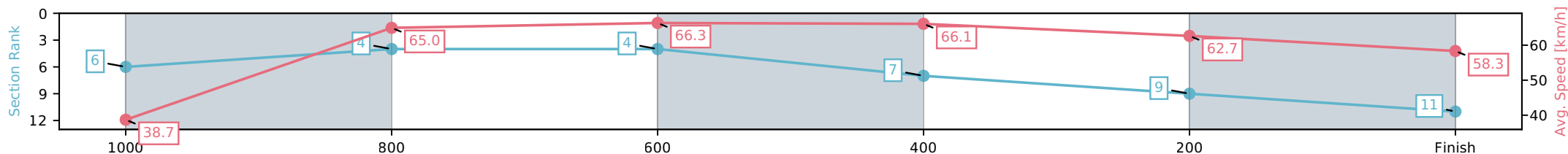
Horse/Jockey Name	Bottom Bar/Paul Hamblin
Finish Rank	11
Fastest Section Time (Section)	0:10.88 (800-600)
Top Speed [km/h] (Section)	68.2 (800-600)
Race State	Finished



Rockhampton QLD --Professional-2026-05-21
 Race 6: NORRIS HAIR ROCKHAMPTON BENCHMARK 55
 Handicap - 1050m
 21 May 2026 - 4:07PM
 Track Rating: Good 4, Weather: Fine, Rail Position: +4m Entire Circuit



Section	L1050	L800	L600	L400	L200	L0
Section Times	1:01.67 (0:04.92)	0:56.75 [6] (0:11.13)	0:45.62 [4] (0:10.88)	0:34.74 [4] (0:10.91)	0:23.82 [7] (0:11.49)	0:12.34 [9] (0:12.34)
Average Speed [km/h]	38.7	65.0	66.3	66.1	62.7	58.3
Top Speed [km/h]	55.5	67.6	68.2	67.2	64.7	60.6
Avg. Dist. to Rail [m]	6.6	1.8	0.4	1.6	3.1	5.5
Avg. Stride Freq. [Hz]	2.6	2.6	2.6	2.5	2.4	2.4
Avg. Stride Length [m]	4.9	7.0	7.3	7.4	7.3	7.1



- [] Ranking at each section and finish
- :-:- No data available at this section
- NA No data available



Rockhampton QLD

Race 7: WILLIAM BAULCH MEMORIAL BENCHMARK 65 Handicap - 1200m

21 May 2026 - 4:38PM

Track Rating: Good 4, Weather: Fine, Rail Position: +4m Entire Circuit



Field Times (Race Tempo) 1:09.35 0:56.24 0:45.32 0:34.18 0:23.09 0:11.92
 (0:13.11) (0:10.93) (0:11.14) (0:11.09) (0:11.17) (0:11.92)

Rank	TAB#	Horse	Overall Time	First 400m	Top Speed km/h (Section)	L1200	L1000	L800	L600	L400	L200		
	(BAR#)	Jockey	Margin (DT-W)	Last 600m	Fastest Section (Time)	Start - 1000	1000 - 800	800 - 600	600 - 400	400 - 200	200 - Finish		
1	3	Presocratics	1:09.35	0:24.12	68.8 (1000-800)	1:09.35	0:56.04 [3]	0:45.23 [2]	0:33.97 [2]	0:23.09 [2]	0:11.92 [1]		
	(1)	Jason Taylor		0:33.97	1000-800 (0:10.81)	(0:13.31)	(0:10.81)	(0:11.26)	(0:10.88)	(0:11.17)	(0:11.92)		
2	1	Nightstick	1:09.57	0:24.43	68.0 (1000-800)	1:09.57	0:56.13 [6]	0:45.14 [5]	0:33.99 [5]	0:23.10 [4]	0:11.91 [2]		
	(4)	Steph Tierney	1.3L (+1)	0:33.99	600-400 (0:10.89)	(0:13.44)	(0:10.99)	(0:11.15)	(0:10.89)	(0:11.19)	(0:11.91)		
3	9	Victory's Ghost	1:09.63	0:25.33	70.1 (600-400)	1:09.63	0:55.46 [12]	0:44.30 [12]	0:33.12 [11]	0:22.53 [10]	0:11.68 [8]		
	(6)	Tahlia Fenlon	1.6L (+1)	0:33.12	600-400 (0:10.59)	(0:14.17)	(0:11.16)	(0:11.18)	(0:10.59)	(0:10.85)	(0:11.68)		
4	12	Hard To Dismiss	1:09.69	0:24.54	66.5 (1000-800)	1:09.69	0:56.12 [7]	0:45.15 [7]	0:33.84 [7]	0:22.88 [8]	0:11.75 [7]		
	(2)	Warwick Satherley	2.0L (+1)	0:33.84	600-400 (0:10.96)	(0:13.56)	(0:10.98)	(0:11.30)	(0:10.96)	(0:11.13)	(0:11.75)		
5	2	Ask Me Mate	1:09.71	0:25.33	68.7 (600-400)	1:09.71	0:55.55 [11]	0:44.38 [11]	0:33.04 [12]	0:22.46 [11]	0:11.64 [11]		
	(11)	Nikki Olzard	2.1L (+0)	0:33.04	600-400 (0:10.58)	(0:14.16)	(0:11.17)	(0:11.35)	(0:10.58)	(0:10.82)	(0:11.64)		
6	4	Red Beauty	1:09.75	0:24.45	67.8 (1000-800)	1:09.75	0:56.35 [4]	0:45.30 [6]	0:34.12 [6]	0:23.10 [7]	0:11.84 [6]		
	(3)	Ryan Wiggins	2.3L (+3)	0:34.12	600-400 (0:11.01)	(0:13.40)	(0:11.05)	(0:11.18)	(0:11.01)	(0:11.27)	(0:11.84)		
7	10	Electric Brae	1:09.82	0:24.68	68.0 (600-400)	1:09.82	0:55.96 [8]	0:45.14 [8]	0:33.91 [8]	0:23.18 [6]	0:12.08 [4]		
	(7)	Courtney Bellamy	2.7L (-1)	0:33.91	600-400 (0:10.74)	(0:13.86)	(0:10.82)	(0:11.22)	(0:10.74)	(0:11.09)	(0:12.08)		
8	5	Lonergy	1:09.91	0:25.01	67.6 (600-400)	1:09.91	0:55.99 [9]	0:44.89 [9]	0:33.62 [9]	0:22.84 [9]	0:11.90 [10]		
	(8)	Sean Cormack	3.3L (-2)	0:33.62	600-400 (0:10.78)	(0:13.92)	(0:11.09)	(0:11.28)	(0:10.78)	(0:10.94)	(0:11.90)		
9	6	Outwitted	1:09.96	0:24.14	69.3 (1000-800)	1:09.96	0:56.77 [2]	0:45.82 [3]	0:34.42 [4]	0:23.38 [5]	0:11.97 [9]		
	(5)	Chloe Lowe	3.6L (+3)	0:34.42	1000-800 (0:10.95)	(0:13.19)	(0:10.95)	(0:11.40)	(0:11.04)	(0:11.41)	(0:11.97)		
10	8	Darling Clementine	1:10.24	0:25.12	67.3 (600-400)	1:10.24	0:56.17 [10]	0:45.12 [10]	0:33.74 [10]	0:22.85 [12]	0:11.72 [12]		
	(12)	McKenzie Apel	5.2L (+1)	0:33.74	600-400 (0:10.88)	(0:14.07)	(0:11.05)	(0:11.39)	(0:10.88)	(0:11.14)	(0:11.72)		

Report Created: Thu 21 May 2026

(Note: Races are conducted over an approximate distance as close as possible to the advertised distance, and recorded data may vary accordingly. Official times refer to race times only and do not include handicap times.)

[] Position in running at each section and finish TAB# Saddle cloth number

:-:-:- No data available at this section

NA No data available

DNT Did not track

BAR# Barrier/Gate Position

DNF Did not finish

DT-W Distance travelled compared to winner in metres

Fastest split

Fastest section



Rockhampton QLD

Race 7: WILLIAM BAULCH MEMORIAL BENCHMARK 65 Handicap - 1200m

21 May 2026 - 4:38PM

Track Rating: Good 4, Weather: Fine, Rail Position: +4m Entire Circuit



Field Times (Race Tempo) 1:09.35 0:56.24 0:45.32 0:34.18 0:23.09 0:11.92
 (0:13.11) (0:10.93) (0:11.14) (0:11.09) (0:11.17) (0:11.92)

Rank	TAB#	Horse	Overall Time	First 400m	Top Speed km/h (Section)	L1200	L1000	L800	L600	L400	L200		
	(BAR#)	Jockey	Margin (DT-W)	Last 600m	Fastest Section (Time)	Start - 1000	1000 - 800	800 - 600	600 - 400	400 - 200	200 - Finish		
11	7	Botanica	1:10.25	0:24.03	68.7 (1000-800)	1:10.25	0:57.14 [1]	0:46.22 [1]	0:35.08 [1]	0:23.97 [3]	0:12.51 [5]		
	(9)	Paul Hamblin	5.2L (+2)	0:35.08	1000-800 (0:10.92)	(0:13.11)	(0:10.92)	(0:11.14)	(0:11.11)	(0:11.46)	(0:12.51)		
12	11	Yes I'm Ugly	1:10.37	0:24.27	68.4 (1000-800)	1:10.37	0:56.96 [5]	0:46.10 [4]	0:34.96 [3]	0:24.11 [1]	0:12.69 [3]		
	(10)	Brandon Lerena	6.0L (+2)	0:34.96	600-400 (0:10.85)	(0:13.41)	(0:10.86)	(0:11.14)	(0:10.85)	(0:11.42)	(0:12.69)		

Report Created: Thu 21 May 2026

(Note: Races are conducted over an approximate distance as close as possible to the advertised distance, and recorded data may vary accordingly. Official times refer to race times only and do not include handicap times.)

[] Position in running at each section and finish TAB# Saddle cloth number
 -:-:- No data available at this section BAR# Barrier/Gate Position
 NA No data available DNF Did not finish
 DNT Did not track DT-W Distance travelled compared to winner in metres

Fastest split
 Fastest section

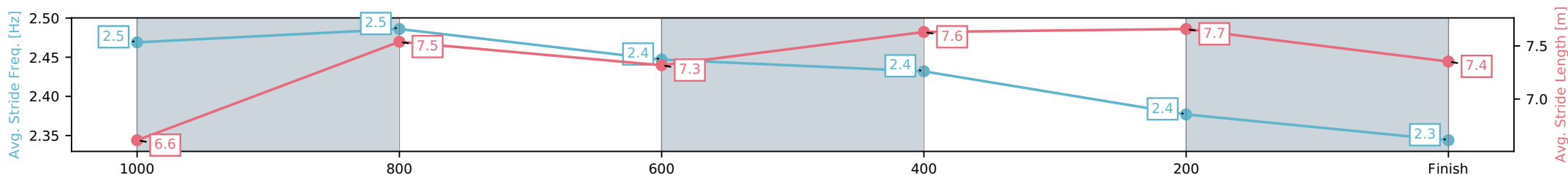
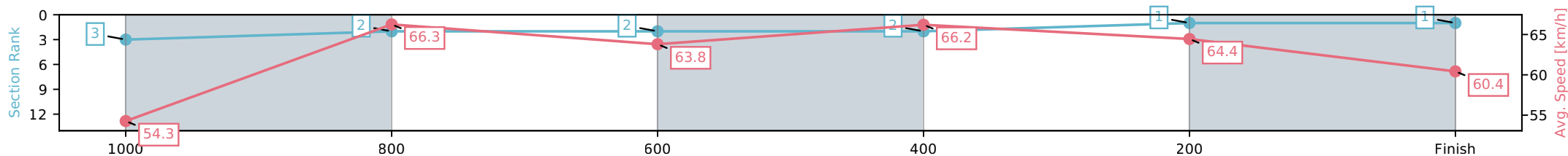
Horse/Jockey Name	Presocratics/Jason Taylor
Finish Rank	1
Fastest Section Time (Section)	0:10.81 (1000-800)
Top Speed [km/h] (Section)	68.8 (1000-800)
Race State	Finished



Rockhampton QLD --Professional-2026-05-21
 Race 7: WILLIAM BAULCH MEMORIAL BENCHMARK 65
 Handicap - 1200m
 21 May 2026 - 4:38PM
 Track Rating: Good 4, Weather: Fine, Rail Position: +4m Entire Circuit



Section	L1200	L1000	L800	L600	L400	L200
Section Times	1:09.35 (0:13.31)	0:56.04 [3] (0:10.81)	0:45.23 [2] (0:11.26)	0:33.97 [2] (0:10.88)	0:23.09 [2] (0:11.17)	0:11.92 [1] (0:11.92)
Average Speed [km/h]	54.3	66.3	63.8	66.2	64.4	60.4
Top Speed [km/h]	67.0	68.8	64.4	67.1	66.0	63.4
Avg. Dist. to Rail [m]	0.6	0.7	0.8	0.3	0.3	0.3
Avg. Stride Freq. [Hz]	2.5	2.5	2.4	2.4	2.4	2.3
Avg. Stride Length [m]	6.6	7.5	7.3	7.6	7.7	7.4



[] Ranking at each section and finish
 -:-:- No data available at this section
 NA No data available

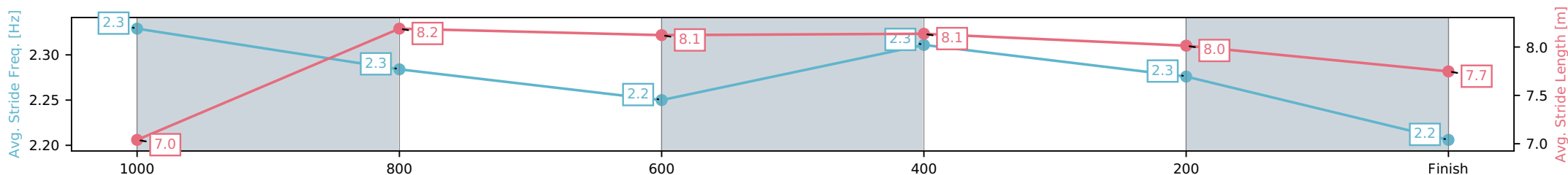
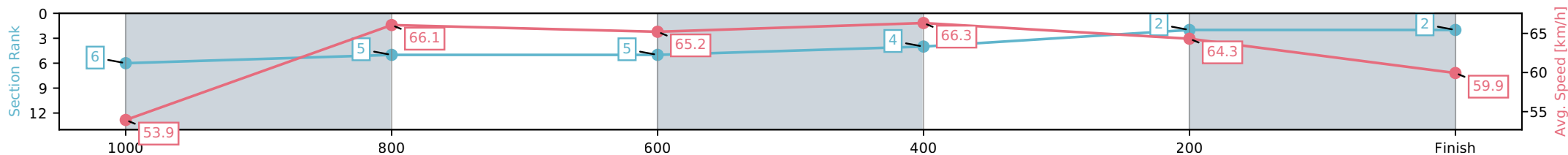
Horse/Jockey Name	Nightstick/Steph Tierney
Finish Rank	2
Fastest Section Time (Section)	0:10.89 (600-400)
Top Speed [km/h] (Section)	68.0 (1000-800)
Race State	Finished



Rockhampton QLD --Professional-2026-05-21
 Race 7: WILLIAM BAULCH MEMORIAL BENCHMARK 65
 Handicap - 1200m
 21 May 2026 - 4:38PM
 Track Rating: Good 4, Weather: Fine, Rail Position: +4m Entire Circuit



Section	L1200	L1000	L800	L600	L400	L200
Section Times	1:09.57 (0:13.44)	0:56.13 [6] (0:10.99)	0:45.14 [5] (0:11.15)	0:33.99 [5] (0:10.89)	0:23.10 [4] (0:11.19)	0:11.91 [2] (0:11.91)
Average Speed [km/h]	53.9	66.1	65.2	66.3	64.3	59.9
Top Speed [km/h]	66.2	68.0	66.9	67.1	65.6	61.8
Avg. Dist. to Rail [m]	2.4	1.6	1.4	3.3	4.3	4.6
Avg. Stride Freq. [Hz]	2.3	2.3	2.2	2.3	2.3	2.2
Avg. Stride Length [m]	7.0	8.2	8.1	8.1	8.0	7.7



[] Ranking at each section and finish
 -:-:- No data available at this section
 NA No data available

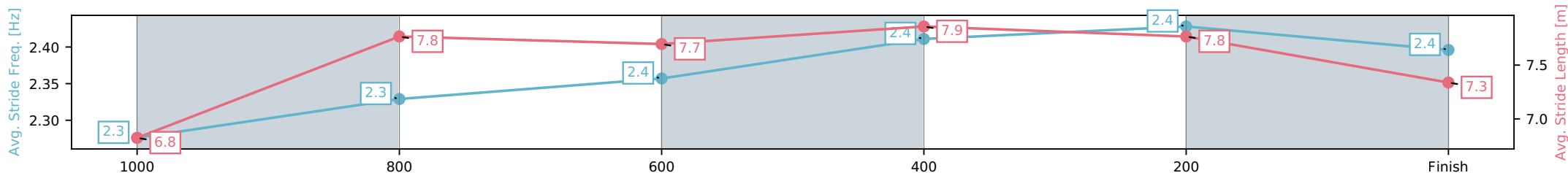
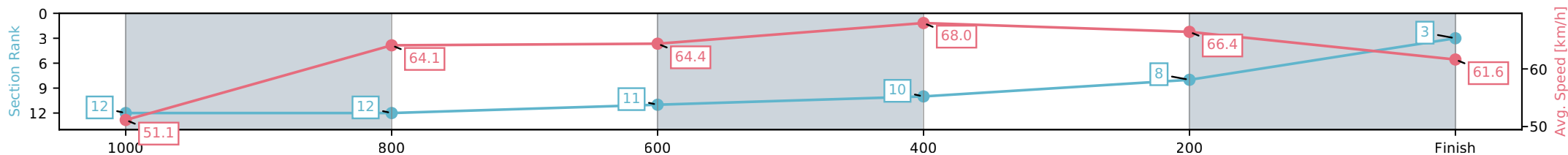
Horse/Jockey Name	Victory's Ghost/Tahlia Fenlon
Finish Rank	3
Fastest Section Time (Section)	0:10.59 (600-400)
Top Speed [km/h] (Section)	70.1 (600-400)
Race State	Finished



Rockhampton QLD --Professional-2026-05-21
 Race 7: WILLIAM BAULCH MEMORIAL BENCHMARK 65
 Handicap - 1200m
 21 May 2026 - 4:38PM
 Track Rating: Good 4, Weather: Fine, Rail Position: +4m Entire Circuit



Section	L1200	L1000	L800	L600	L400	L200
Section Times	1:09.63 (0:14.17)	0:55.46 [12] (0:11.16)	0:44.30 [12] (0:11.18)	0:33.12 [11] (0:10.59)	0:22.53 [10] (0:10.85)	0:11.68 [8] (0:11.68)
Average Speed [km/h]	51.1	64.1	64.4	68.0	66.4	61.6
Top Speed [km/h]	64.9	65.2	65.6	70.1	68.2	64.9
Avg. Dist. to Rail [m]	2.4	0.8	0.6	1.5	3.9	6.2
Avg. Stride Freq. [Hz]	2.3	2.3	2.4	2.4	2.4	2.4
Avg. Stride Length [m]	6.8	7.8	7.7	7.9	7.8	7.3



[] Ranking at each section and finish
 -:-:- No data available at this section
 NA No data available

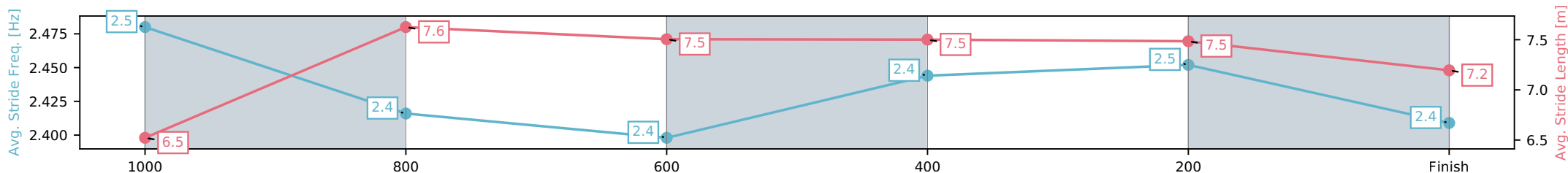
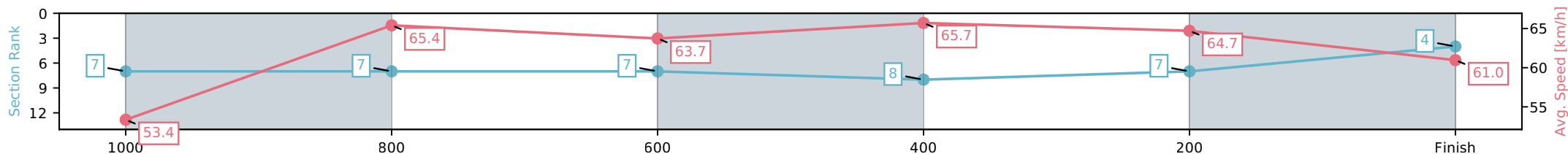
Horse/Jockey Name	Hard To Dismiss/Warwick Satherley
Finish Rank	4
Fastest Section Time (Section)	0:10.96 (600-400)
Top Speed [km/h] (Section)	66.5 (1000-800)
Race State	Finished



Rockhampton QLD --Professional-2026-05-21
 Race 7: WILLIAM BAULCH MEMORIAL BENCHMARK 65
 Handicap - 1200m
 21 May 2026 - 4:38PM
 Track Rating: Good 4, Weather: Fine, Rail Position: +4m Entire Circuit



Section	L1200	L1000	L800	L600	L400	L200
Section Times	1:09.69 (0:13.56)	0:56.12 [7] (0:10.98)	0:45.15 [7] (0:11.30)	0:33.84 [7] (0:10.96)	0:22.88 [8] (0:11.13)	0:11.75 [7] (0:11.75)
Average Speed [km/h]	53.4	65.4	63.7	65.7	64.7	61.0
Top Speed [km/h]	66.0	66.5	65.1	66.2	65.8	62.5
Avg. Dist. to Rail [m]	0.9	0.5	0.7	1.2	2.1	2.0
Avg. Stride Freq. [Hz]	2.5	2.4	2.4	2.4	2.5	2.4
Avg. Stride Length [m]	6.5	7.6	7.5	7.5	7.5	7.2



- [] Ranking at each section and finish
- :-:- No data available at this section
- NA No data available

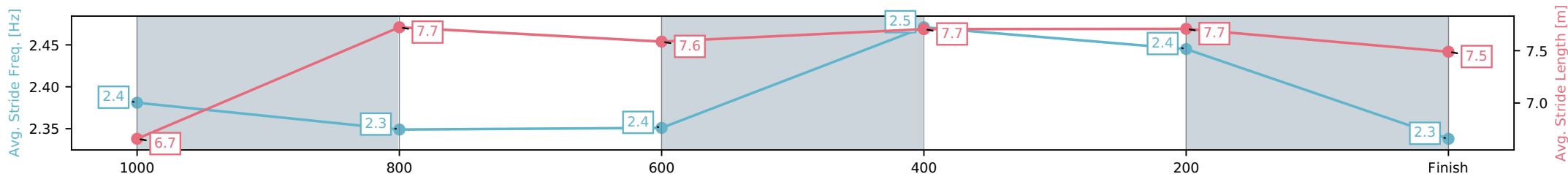
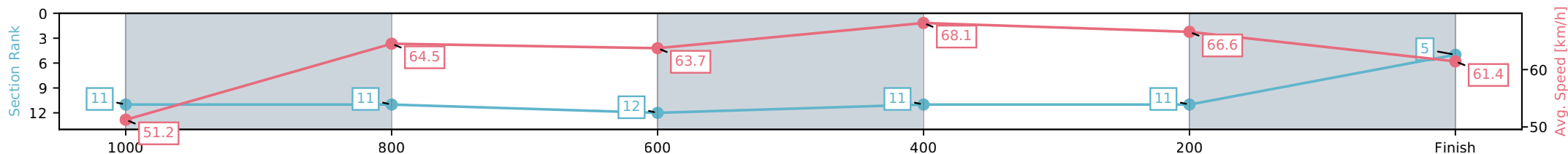
Horse/Jockey Name	Ask Me Mate/Nikki Olzard
Finish Rank	5
Fastest Section Time (Section)	0:10.58 (600-400)
Top Speed [km/h] (Section)	68.7 (600-400)
Race State	Finished



Rockhampton QLD --Professional-2026-05-21
 Race 7: WILLIAM BAULCH MEMORIAL BENCHMARK 65
 Handicap - 1200m
 21 May 2026 - 4:38PM
 Track Rating: Good 4, Weather: Fine, Rail Position: +4m Entire Circuit



Section	L1200	L1000	L800	L600	L400	L200
Section Times	1:09.71 (0:14.16)	0:55.55 [11] (0:11.17)	0:44.38 [11] (0:11.35)	0:33.04 [12] (0:10.58)	0:22.46 [11] (0:10.82)	0:11.64 [11] (0:11.64)
Average Speed [km/h]	51.2	64.5	63.7	68.1	66.6	61.4
Top Speed [km/h]	65.8	65.8	66.3	68.7	68.5	64.6
Avg. Dist. to Rail [m]	5.3	0.5	0.6	3.4	6.7	8.6
Avg. Stride Freq. [Hz]	2.4	2.3	2.4	2.5	2.4	2.3
Avg. Stride Length [m]	6.7	7.7	7.6	7.7	7.7	7.5



- [] Ranking at each section and finish
- :-:- No data available at this section
- NA No data available

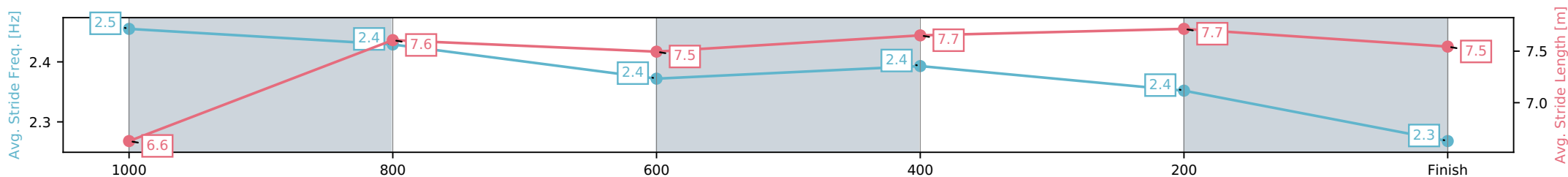
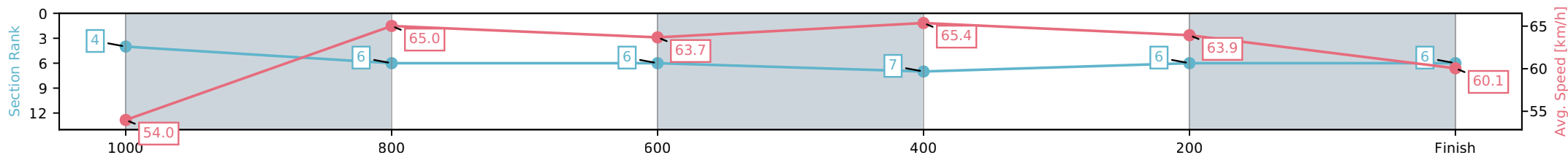
Horse/Jockey Name	Red Beauty/Ryan Wiggins
Finish Rank	6
Fastest Section Time (Section)	0:11.01 (600-400)
Top Speed [km/h] (Section)	67.8 (1000-800)
Race State	Finished



Rockhampton QLD --Professional-2026-05-21
 Race 7: WILLIAM BAULCH MEMORIAL BENCHMARK 65
 Handicap - 1200m
 21 May 2026 - 4:38PM
 Track Rating: Good 4, Weather: Fine, Rail Position: +4m Entire Circuit



Section	L1200	L1000	L800	L600	L400	L200
Section Times	1:09.75 (0:13.40)	0:56.35 [4] (0:11.05)	0:45.30 [6] (0:11.18)	0:34.12 [6] (0:11.01)	0:23.10 [7] (0:11.27)	0:11.84 [6] (0:11.84)
Average Speed [km/h]	54.0	65.0	63.7	65.4	63.9	60.1
Top Speed [km/h]	66.6	67.8	65.4	66.9	65.6	63.5
Avg. Dist. to Rail [m]	2.0	0.6	1.2	0.6	1.8	2.0
Avg. Stride Freq. [Hz]	2.5	2.4	2.4	2.4	2.4	2.3
Avg. Stride Length [m]	6.6	7.6	7.5	7.7	7.7	7.5



- [] Ranking at each section and finish
- :-:- No data available at this section
- NA No data available

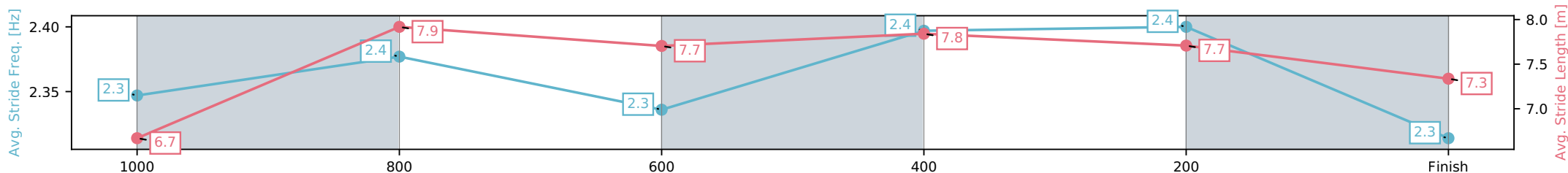
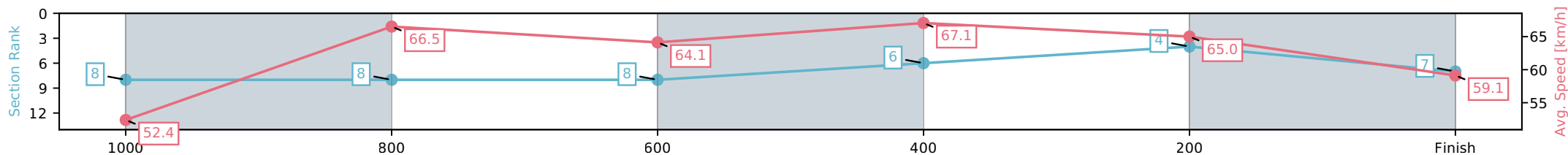
Horse/Jockey Name	Electric Brae/Courtney Bellamy
Finish Rank	7
Fastest Section Time (Section)	0:10.74 (600-400)
Top Speed [km/h] (Section)	68.0 (600-400)
Race State	Finished



Rockhampton QLD --Professional-2026-05-21
 Race 7: WILLIAM BAULCH MEMORIAL BENCHMARK 65
 Handicap - 1200m
 21 May 2026 - 4:38PM
 Track Rating: Good 4, Weather: Fine, Rail Position: +4m Entire Circuit



Section	L1200	L1000	L800	L600	L400	L200
Section Times	1:09.82 (0:13.86)	0:55.96 [8] (0:10.82)	0:45.14 [8] (0:11.22)	0:33.91 [8] (0:10.74)	0:23.18 [6] (0:11.09)	0:12.08 [4] (0:12.08)
Average Speed [km/h]	52.4	66.5	64.1	67.1	65.0	59.1
Top Speed [km/h]	67.2	67.7	66.3	68.0	67.6	61.9
Avg. Dist. to Rail [m]	4.2	0.4	0.4	2.3	6.0	7.3
Avg. Stride Freq. [Hz]	2.3	2.4	2.3	2.4	2.4	2.3
Avg. Stride Length [m]	6.7	7.9	7.7	7.8	7.7	7.3



- [] Ranking at each section and finish
- :-:- No data available at this section
- NA No data available

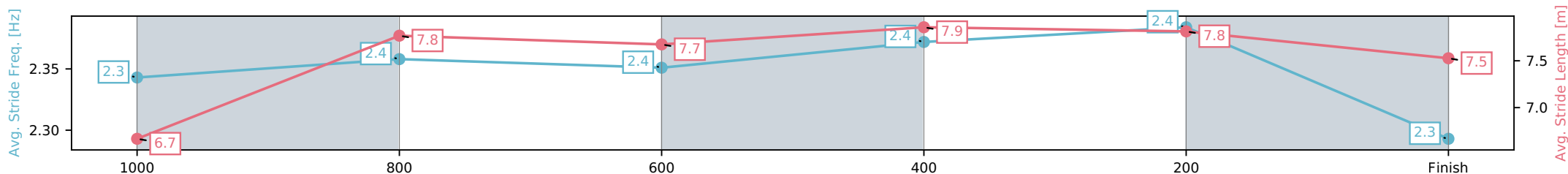
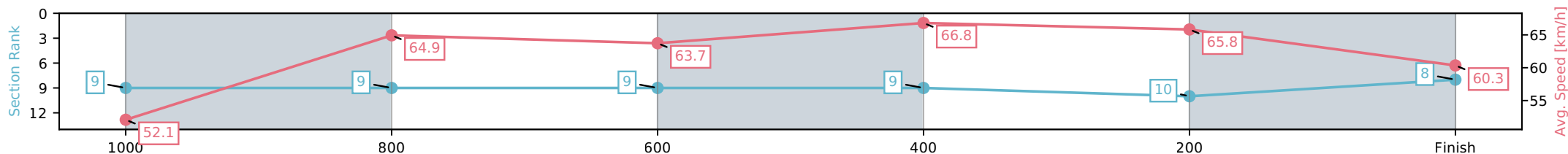
Horse/Jockey Name	Lonergy/Sean Cormack
Finish Rank	8
Fastest Section Time (Section)	0:10.78 (600-400)
Top Speed [km/h] (Section)	67.6 (600-400)
Race State	Finished



Rockhampton QLD --Professional-2026-05-21
 Race 7: WILLIAM BAULCH MEMORIAL BENCHMARK 65
 Handicap - 1200m
 21 May 2026 - 4:38PM
 Track Rating: Good 4, Weather: Fine, Rail Position: +4m Entire Circuit



Section	L1200	L1000	L800	L600	L400	L200
Section Times	1:09.91 (0:13.92)	0:55.99 [9] (0:11.09)	0:44.89 [9] (0:11.28)	0:33.62 [9] (0:10.78)	0:22.84 [9] (0:10.94)	0:11.90 [10] (0:11.90)
Average Speed [km/h]	52.1	64.9	63.7	66.8	65.8	60.3
Top Speed [km/h]	66.1	66.3	64.7	67.6	67.4	64.3
Avg. Dist. to Rail [m]	4.2	0.4	0.4	2.0	4.6	5.6
Avg. Stride Freq. [Hz]	2.3	2.4	2.4	2.4	2.4	2.3
Avg. Stride Length [m]	6.7	7.8	7.7	7.9	7.8	7.5



- [] Ranking at each section and finish
- :-:- No data available at this section
- NA No data available

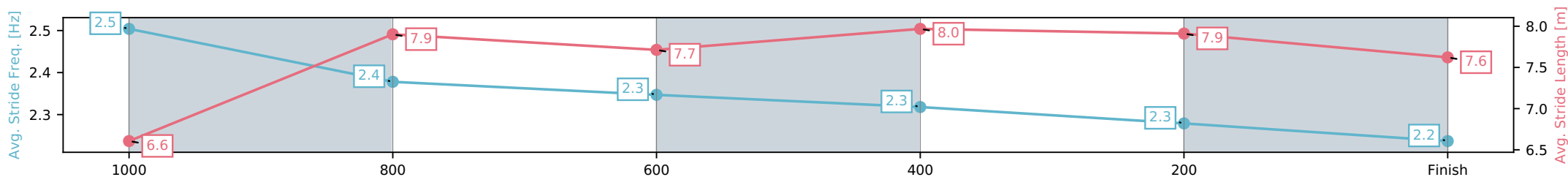
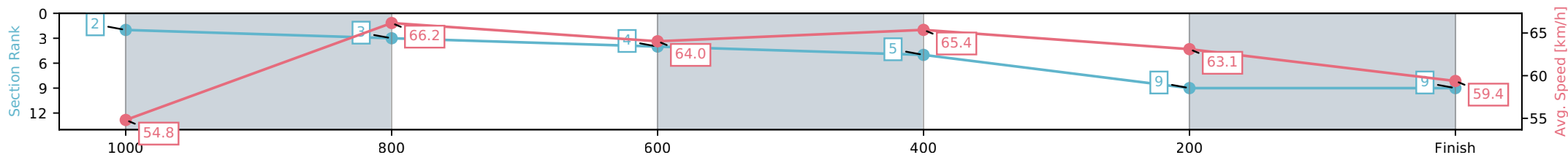
Horse/Jockey Name	Outwitted/Chloe Lowe
Finish Rank	9
Fastest Section Time (Section)	0:10.95 (1000-800)
Top Speed [km/h] (Section)	69.3 (1000-800)
Race State	Finished



Rockhampton QLD --Professional-2026-05-21
 Race 7: WILLIAM BAULCH MEMORIAL BENCHMARK 65
 Handicap - 1200m
 21 May 2026 - 4:38PM
 Track Rating: Good 4, Weather: Fine, Rail Position: +4m Entire Circuit



Section	L1200	L1000	L800	L600	L400	L200
Section Times	1:09.96 (0:13.19)	0:56.77 [2] (0:10.95)	0:45.82 [3] (0:11.40)	0:34.42 [4] (0:11.04)	0:23.38 [5] (0:11.41)	0:11.97 [9] (0:11.97)
Average Speed [km/h]	54.8	66.2	64.0	65.4	63.1	59.4
Top Speed [km/h]	67.9	69.3	65.1	66.6	65.1	61.3
Avg. Dist. to Rail [m]	2.9	1.0	2.0	0.8	2.5	4.3
Avg. Stride Freq. [Hz]	2.5	2.4	2.3	2.3	2.3	2.2
Avg. Stride Length [m]	6.6	7.9	7.7	8.0	7.9	7.6



- [] Ranking at each section and finish
- :-:- No data available at this section
- NA No data available

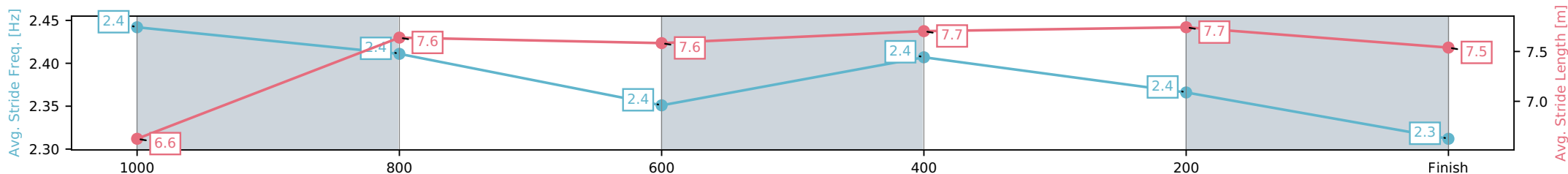
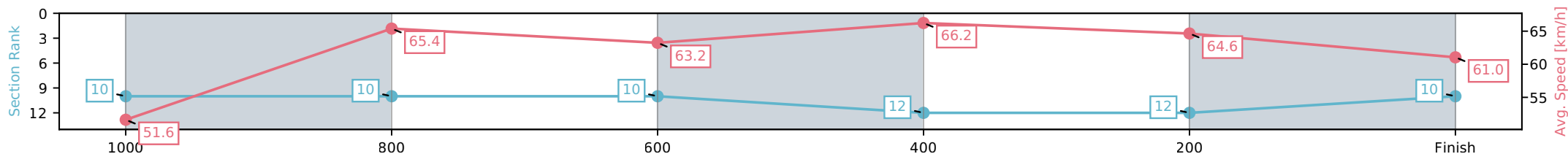
Horse/Jockey Name	Darling Clementine/McKenzie Apel
Finish Rank	10
Fastest Section Time (Section)	0:10.88 (600-400)
Top Speed [km/h] (Section)	67.3 (600-400)
Race State	Finished



Rockhampton QLD --Professional-2026-05-21
 Race 7: WILLIAM BAULCH MEMORIAL BENCHMARK 65
 Handicap - 1200m
 21 May 2026 - 4:38PM
 Track Rating: Good 4, Weather: Fine, Rail Position: +4m Entire Circuit



Section	L1200	L1000	L800	L600	L400	L200
Section Times	1:10.24 (0:14.07)	0:56.17 [10] (0:11.05)	0:45.12 [10] (0:11.39)	0:33.74 [10] (0:10.88)	0:22.85 [12] (0:11.14)	0:11.72 [12] (0:11.72)
Average Speed [km/h]	51.6	65.4	63.2	66.2	64.6	61.0
Top Speed [km/h]	64.1	67.3	64.7	67.3	66.3	63.3
Avg. Dist. to Rail [m]	6.8	1.2	0.5	3.8	7.0	6.3
Avg. Stride Freq. [Hz]	2.4	2.4	2.4	2.4	2.4	2.3
Avg. Stride Length [m]	6.6	7.6	7.6	7.7	7.7	7.5



- [] Ranking at each section and finish
- :-:- No data available at this section
- NA No data available

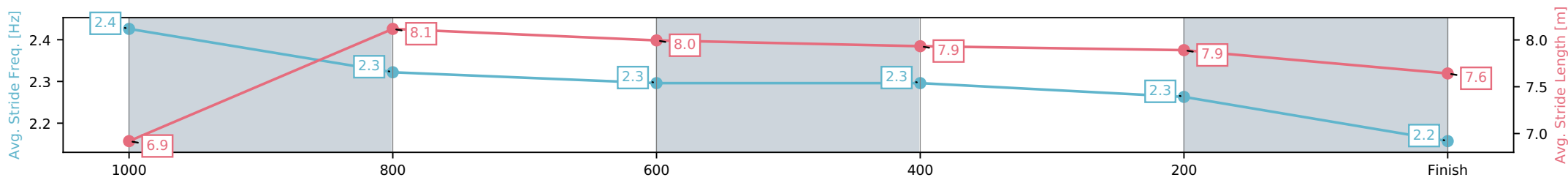
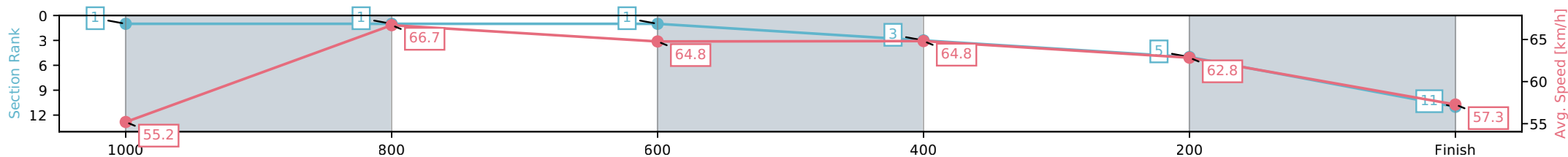
Horse/Jockey Name	Botanica/Paul Hamblin
Finish Rank	11
Fastest Section Time (Section)	0:10.92 (1000-800)
Top Speed [km/h] (Section)	68.7 (1000-800)
Race State	Finished



Rockhampton QLD --Professional-2026-05-21
 Race 7: WILLIAM BAULCH MEMORIAL BENCHMARK 65
 Handicap - 1200m
 21 May 2026 - 4:38PM
 Track Rating: Good 4, Weather: Fine, Rail Position: +4m Entire Circuit



Section	L1200	L1000	L800	L600	L400	L200
Section Times	1:10.25 (0:13.11)	0:57.14 [1] (0:10.92)	0:46.22 [1] (0:11.14)	0:35.08 [1] (0:11.11)	0:23.97 [3] (0:11.46)	0:12.51 [5] (0:12.51)
Average Speed [km/h]	55.2	66.7	64.8	64.8	62.8	57.3
Top Speed [km/h]	68.4	68.7	65.9	65.2	64.8	60.5
Avg. Dist. to Rail [m]	6.8	2.6	0.6	0.2	0.7	2.3
Avg. Stride Freq. [Hz]	2.4	2.3	2.3	2.3	2.3	2.2
Avg. Stride Length [m]	6.9	8.1	8.0	7.9	7.9	7.6



[] Ranking at each section and finish
 -:-:- No data available at this section
 NA No data available

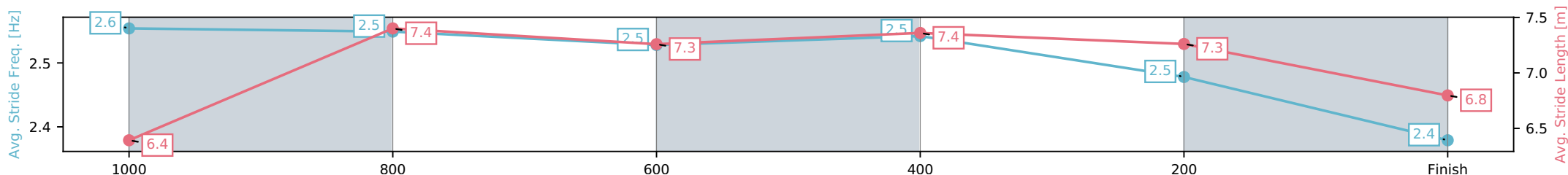
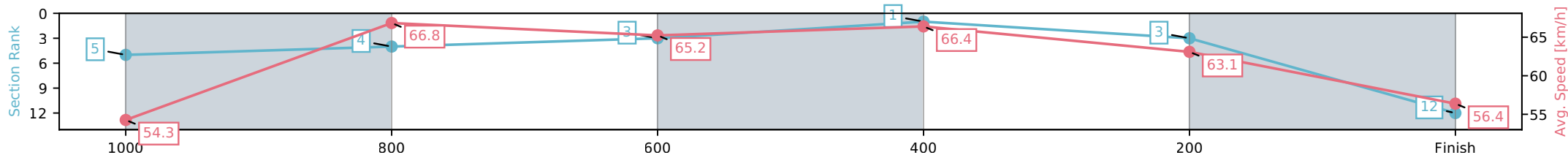
Horse/Jockey Name	Yes I'm Ugly/Brandon Lerena
Finish Rank	12
Fastest Section Time (Section)	0:10.85 (600-400)
Top Speed [km/h] (Section)	68.4 (1000-800)
Race State	Finished



Rockhampton QLD --Professional-2026-05-21
 Race 7: WILLIAM BAULCH MEMORIAL BENCHMARK 65
 Handicap - 1200m
 21 May 2026 - 4:38PM
 Track Rating: Good 4, Weather: Fine, Rail Position: +4m Entire Circuit



Section	L1200	L1000	L800	L600	L400	L200
Section Times	1:10.37 (0:13.41)	0:56.96 [5] (0:10.86)	0:46.10 [4] (0:11.14)	0:34.96 [3] (0:10.85)	0:24.11 [1] (0:11.42)	0:12.69 [3] (0:12.69)
Average Speed [km/h]	54.3	66.8	65.2	66.4	63.1	56.4
Top Speed [km/h]	66.0	68.4	66.4	67.8	65.8	59.7
Avg. Dist. to Rail [m]	7.4	1.9	1.2	0.6	2.0	3.7
Avg. Stride Freq. [Hz]	2.6	2.5	2.5	2.5	2.5	2.4
Avg. Stride Length [m]	6.4	7.4	7.3	7.4	7.3	6.8



- [] Ranking at each section and finish
- :-:- No data available at this section
- NA No data available

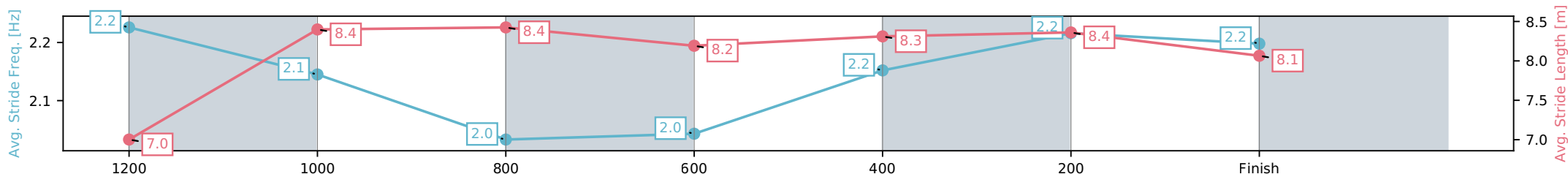
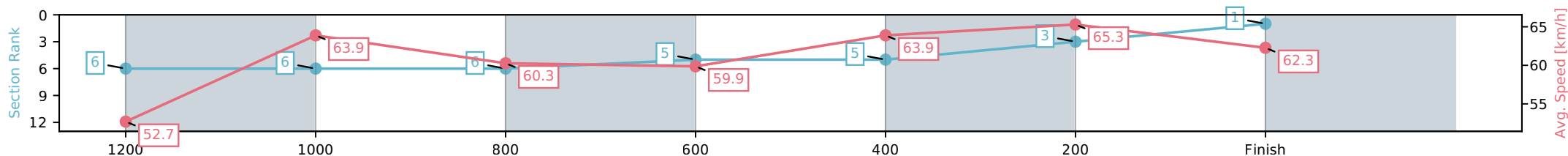
Horse/Jockey Name	Intrepid Lad/Warwick Satherley
Finish Rank	1
Fastest Section Time (Section)	0:11.03 (400-200)
Top Speed [km/h] (Section)	66.1 (400-200)
Race State	Finished



Rockhampton QLD --Professional-2026-05-21
 Race 8: DC HOUSE RATINGS BAND 0 - 55 Handicap - 1400m
 21 May 2026 - 5:07PM
 Track Rating: Good 4, Weather: Fine, Rail Position: +4m Entire Circuit



Section	L1400	L1200	L1000	L800	L600	L400	L200
Section Times	1:23.26 (0:14.02)	1:09.24 [6] (0:11.28)	0:57.95 [6] (0:11.98)	0:45.97 [6] (0:12.10)	0:33.87 [5] (0:11.29)	0:22.58 [5] (0:11.03)	0:11.54 [3] (0:11.54)
Average Speed [km/h]	52.7	63.9	60.3	59.9	63.9	65.3	62.3
Top Speed [km/h]	64.5	65.1	61.8	60.9	66.0	66.1	64.7
Avg. Dist. to Rail [m]	4.4	1.1	0.5	0.9	2.3	3.2	3.3
Avg. Stride Freq. [Hz]	2.2	2.1	2.0	2.0	2.2	2.2	2.2
Avg. Stride Length [m]	7.0	8.4	8.4	8.2	8.3	8.4	8.1



- [] Ranking at each section and finish
- :-:- No data available at this section
- NA No data available

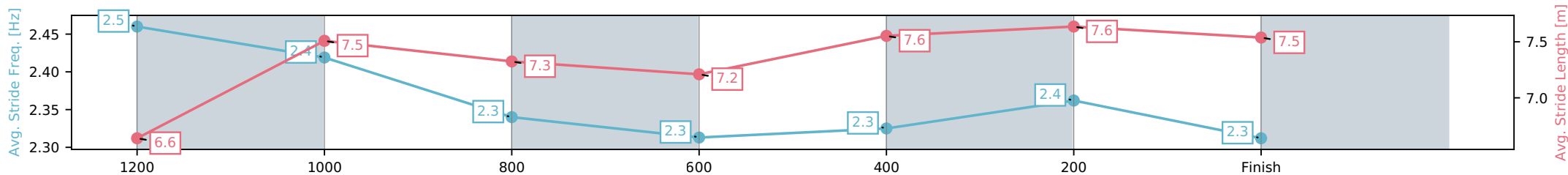
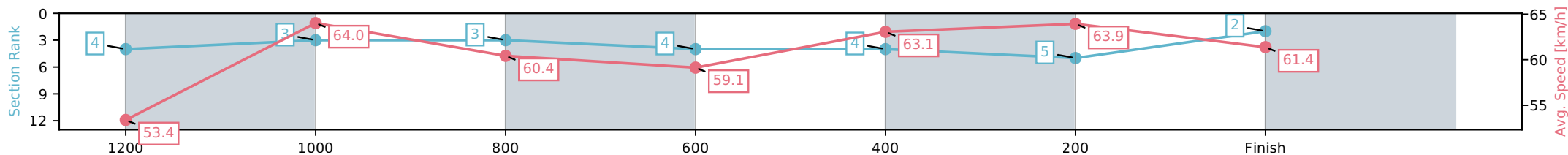
Horse/Jockey Name	Heroic Beach/Brandon Lerena
Finish Rank	2
Fastest Section Time (Section)	0:11.24 (1200-1000)
Top Speed [km/h] (Section)	65.9 (1400 - 1200)
Race State	Finished



Rockhampton QLD --Professional-2026-05-21
 Race 8: DC HOUSE RATINGS BAND 0 - 55 Handicap - 1400m
 21 May 2026 - 5:07PM
 Track Rating: Good 4, Weather: Fine, Rail Position: +4m Entire Circuit



Section	L1400	L1200	L1000	L800	L600	L400	L200
Section Times	1:23.64 (0:13.83)	1:09.81 [4] (0:11.24)	0:58.57 [3] (0:11.92)	0:46.65 [3] (0:12.23)	0:34.42 [4] (0:11.42)	0:23.00 [4] (0:11.26)	0:11.74 [5] (0:11.74)
Average Speed [km/h]	53.4	64.0	60.4	59.1	63.1	63.9	61.4
Top Speed [km/h]	65.9	65.3	62.4	59.8	64.7	64.9	63.0
Avg. Dist. to Rail [m]	1.6	0.4	0.2	0.6	1.7	2.3	1.8
Avg. Stride Freq. [Hz]	2.5	2.4	2.3	2.3	2.3	2.4	2.3
Avg. Stride Length [m]	6.6	7.5	7.3	7.2	7.6	7.6	7.5



- [] Ranking at each section and finish
- :-:- No data available at this section
- NA No data available

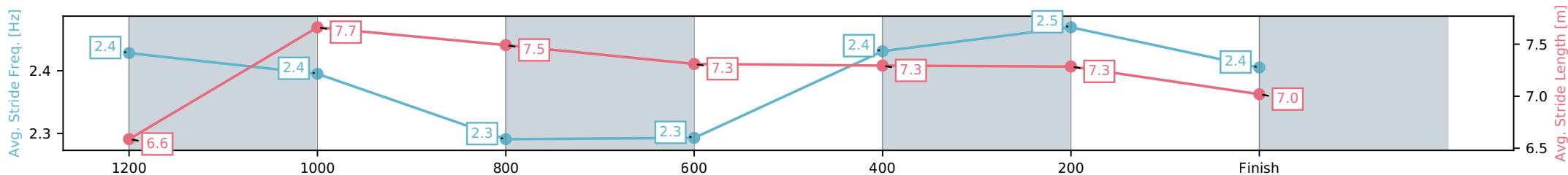
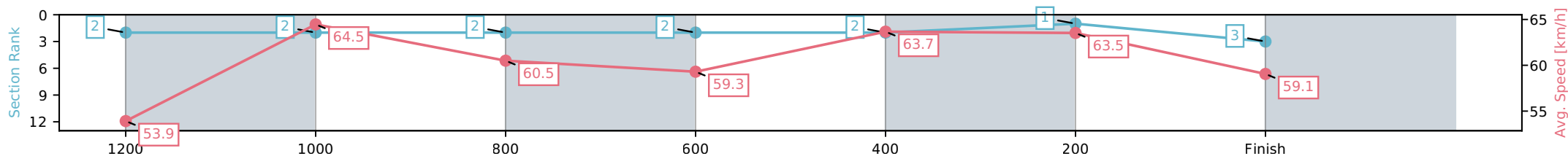
Horse/Jockey Name	Latin Love/Chris McIver
Finish Rank	3
Fastest Section Time (Section)	0:11.20 (1200-1000)
Top Speed [km/h] (Section)	66.8 (1400 - 1200)
Race State	Finished



Rockhampton QLD --Professional-2026-05-21
 Race 8: DC HOUSE RATINGS BAND 0 - 55 Handicap - 1400m
 21 May 2026 - 5:07PM
 Track Rating: Good 4, Weather: Fine, Rail Position: +4m Entire Circuit



Section	L1400	L1200	L1000	L800	L600	L400	L200
Section Times	1:23.78 (0:13.68)	1:10.10 [2] (0:11.20)	0:58.90 [2] (0:11.91)	0:46.98 [2] (0:12.16)	0:34.82 [2] (0:11.32)	0:23.51 [2] (0:11.34)	0:12.17 [1] (0:12.17)
Average Speed [km/h]	53.9	64.5	60.5	59.3	63.7	63.5	59.1
Top Speed [km/h]	66.8	66.8	62.0	60.3	65.2	64.9	62.0
Avg. Dist. to Rail [m]	7.1	1.7	0.5	0.2	1.1	1.3	2.0
Avg. Stride Freq. [Hz]	2.4	2.4	2.3	2.3	2.4	2.5	2.4
Avg. Stride Length [m]	6.6	7.7	7.5	7.3	7.3	7.3	7.0



- [] Ranking at each section and finish
- :-:- No data available at this section
- NA No data available

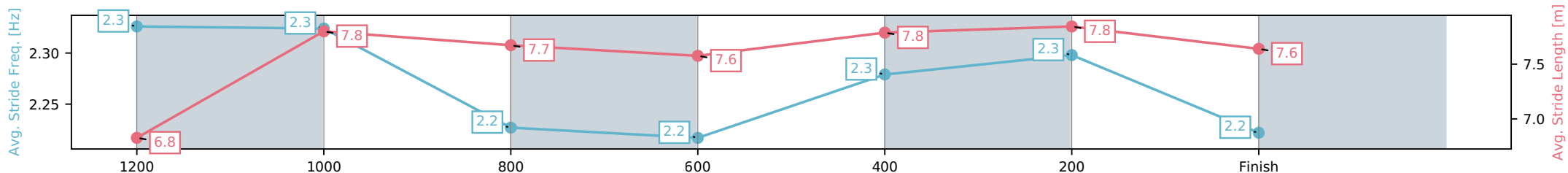
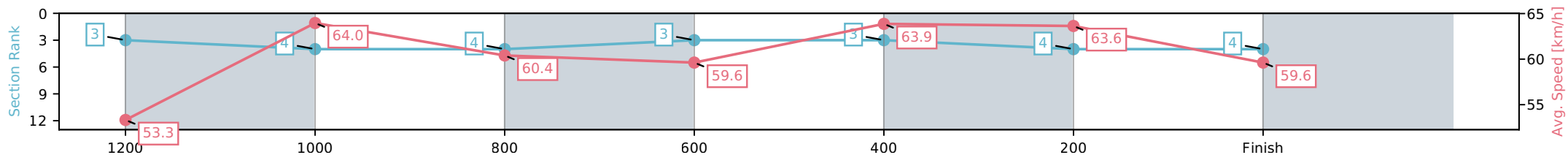
Horse/Jockey Name	Sumich/Sean Cormack
Finish Rank	4
Fastest Section Time (Section)	0:11.27 (1200-1000)
Top Speed [km/h] (Section)	65.2 (1200-1000)
Race State	Finished



Rockhampton QLD --Professional-2026-05-21
 Race 8: DC HOUSE RATINGS BAND 0 - 55 Handicap - 1400m
 21 May 2026 - 5:07PM
 Track Rating: Good 4, Weather: Fine, Rail Position: +4m Entire Circuit



Section	L1400	L1200	L1000	L800	L600	L400	L200
Section Times	1:23.83 (0:13.82)	1:10.01 [3] (0:11.27)	0:58.74 [4] (0:11.94)	0:46.80 [4] (0:12.14)	0:34.67 [3] (0:11.27)	0:23.39 [3] (0:11.32)	0:12.07 [4] (0:12.07)
Average Speed [km/h]	53.3	64.0	60.4	59.6	63.9	63.6	59.6
Top Speed [km/h]	65.1	65.2	61.7	60.2	65.2	64.9	62.4
Avg. Dist. to Rail [m]	3.6	1.0	0.4	0.7	1.9	2.2	3.2
Avg. Stride Freq. [Hz]	2.3	2.3	2.2	2.2	2.3	2.3	2.2
Avg. Stride Length [m]	6.8	7.8	7.7	7.6	7.8	7.8	7.6



- [] Ranking at each section and finish
- :-:- No data available at this section
- NA No data available

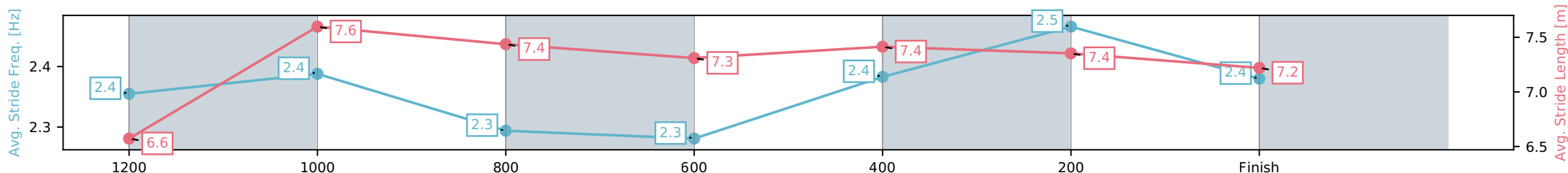
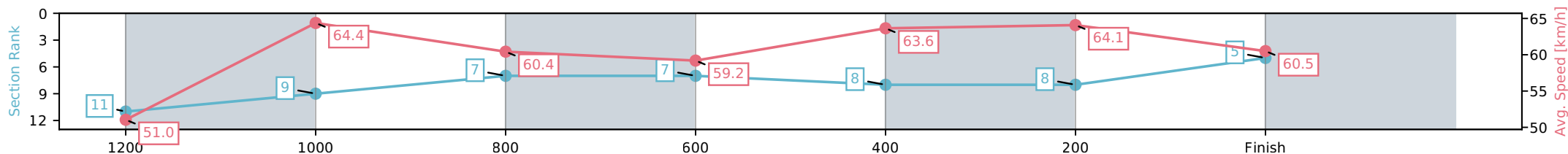
Horse/Jockey Name	Notacluehoworwho/Raul Silvera Olivera
Finish Rank	5
Fastest Section Time (Section)	0:11.22 (1200-1000)
Top Speed [km/h] (Section)	66.4 (400-200)
Race State	Finished



Rockhampton QLD --Professional-2026-05-21
 Race 8: DC HOUSE RATINGS BAND 0 - 55 Handicap - 1400m
 21 May 2026 - 5:07PM
 Track Rating: Good 4, Weather: Fine, Rail Position: +4m Entire Circuit



Section	L1400	L1200	L1000	L800	L600	L400	L200
Section Times	1:23.96 (0:14.43)	1:09.53 [11] (0:11.22)	0:58.32 [9] (0:11.90)	0:46.42 [7] (0:12.14)	0:34.28 [7] (0:11.33)	0:22.95 [8] (0:11.24)	0:11.71 [8] (0:11.71)
Average Speed [km/h]	51.0	64.4	60.4	59.2	63.6	64.1	60.5
Top Speed [km/h]	65.9	65.8	65.3	60.3	66.2	66.4	63.5
Avg. Dist. to Rail [m]	2.1	0.2	0.2	0.3	2.8	6.8	8.2
Avg. Stride Freq. [Hz]	2.4	2.4	2.3	2.3	2.4	2.5	2.4
Avg. Stride Length [m]	6.6	7.6	7.4	7.3	7.4	7.4	7.2



- [] Ranking at each section and finish
- :-:- No data available at this section
- NA No data available

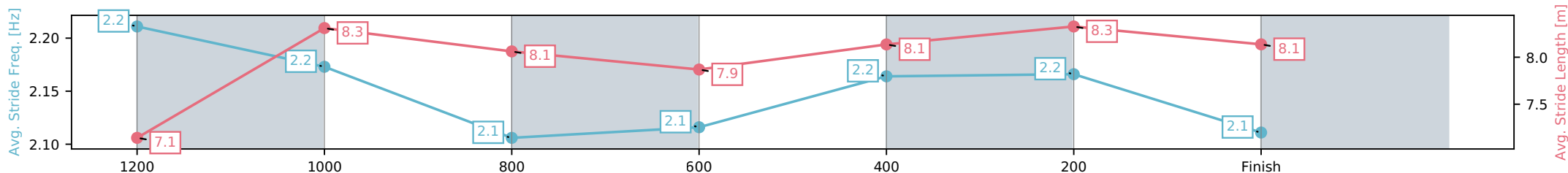
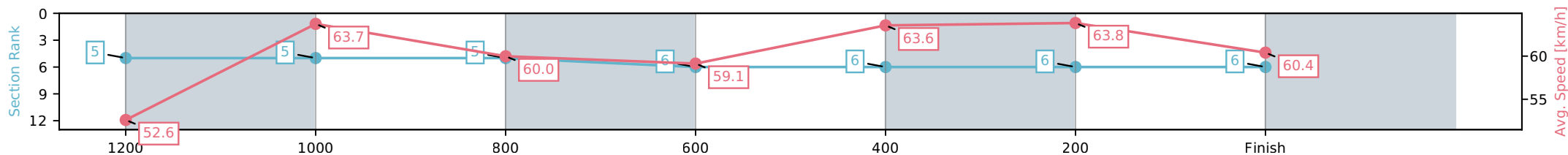
Horse/Jockey Name	The Last Saga/Amy Graham
Finish Rank	6
Fastest Section Time (Section)	0:11.27 (400-200)
Top Speed [km/h] (Section)	65.5 (600-400)
Race State	Finished



Rockhampton QLD --Professional-2026-05-21
 Race 8: DC HOUSE RATINGS BAND 0 - 55 Handicap - 1400m
 21 May 2026 - 5:07PM
 Track Rating: Good 4, Weather: Fine, Rail Position: +4m Entire Circuit



Section	L1400	L1200	L1000	L800	L600	L400	L200
Section Times	1:23.97 (0:13.98)	1:09.99 [5] (0:11.29)	0:58.69 [5] (0:12.01)	0:46.69 [5] (0:12.16)	0:34.53 [6] (0:11.32)	0:23.21 [6] (0:11.27)	0:11.94 [6] (0:11.94)
Average Speed [km/h]	52.6	63.7	60.0	59.1	63.6	63.8	60.4
Top Speed [km/h]	64.6	64.7	61.3	60.3	65.5	65.5	62.4
Avg. Dist. to Rail [m]	1.5	0.5	0.2	0.3	0.7	0.7	1.9
Avg. Stride Freq. [Hz]	2.2	2.2	2.1	2.1	2.2	2.2	2.1
Avg. Stride Length [m]	7.1	8.3	8.1	7.9	8.1	8.3	8.1



[] Ranking at each section and finish
 -:-:- No data available at this section
 NA No data available

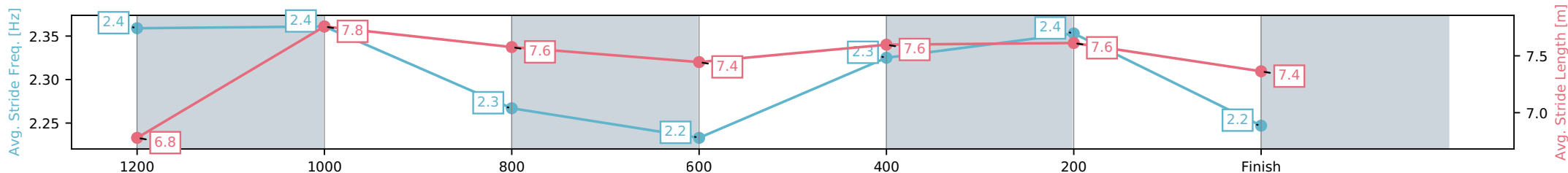
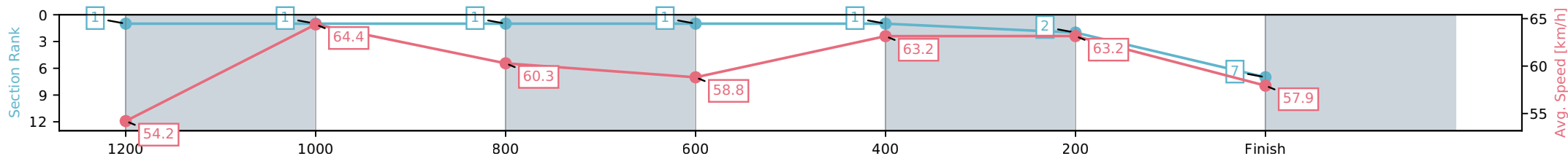
Horse/Jockey Name	Notforthemoney/Nikki Olzard
Finish Rank	7
Fastest Section Time (Section)	0:11.20 (1200-1000)
Top Speed [km/h] (Section)	67.8 (1400 - 1200)
Race State	Finished



Rockhampton QLD --Professional-2026-05-21
 Race 8: DC HOUSE RATINGS BAND 0 - 55 Handicap - 1400m
 21 May 2026 - 5:07PM
 Track Rating: Good 4, Weather: Fine, Rail Position: +4m Entire Circuit



Section	L1400	L1200	L1000	L800	L600	L400	L200
Section Times	1:24.06 (0:13.63)	1:10.43 [1] (0:11.20)	0:59.24 [1] (0:11.87)	0:47.37 [1] (0:12.16)	0:35.21 [1] (0:11.40)	0:23.80 [1] (0:11.41)	0:12.40 [2] (0:12.40)
Average Speed [km/h]	54.2	64.4	60.3	58.8	63.2	63.2	57.9
Top Speed [km/h]	67.8	67.0	62.4	60.1	64.9	64.9	61.0
Avg. Dist. to Rail [m]	5.7	0.3	0.9	0.7	0.2	0.2	0.2
Avg. Stride Freq. [Hz]	2.4	2.4	2.3	2.2	2.3	2.4	2.2
Avg. Stride Length [m]	6.8	7.8	7.6	7.4	7.6	7.6	7.4



[] Ranking at each section and finish
 -:-:- No data available at this section
 NA No data available

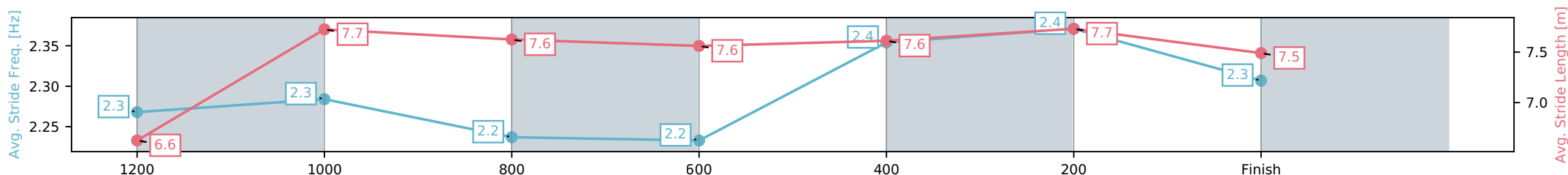
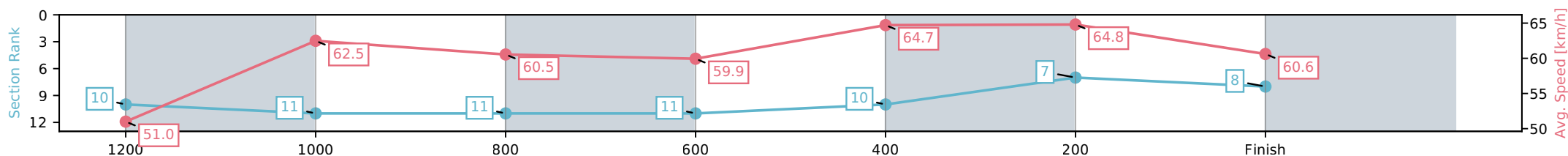
Horse/Jockey Name	Nitrogen/Chloe Lowe
Finish Rank	8
Fastest Section Time (Section)	0:11.10 (400-200)
Top Speed [km/h] (Section)	66.0 (400-200)
Race State	Finished



Rockhampton QLD --Professional-2026-05-21
 Race 8: DC HOUSE RATINGS BAND 0 - 55 Handicap - 1400m
 21 May 2026 - 5:07PM
 Track Rating: Good 4, Weather: Fine, Rail Position: +4m Entire Circuit



Section	L1400	L1200	L1000	L800	L600	L400	L200
Section Times	1:24.09 (0:14.41)	1:09.68 [10] (0:11.59)	0:58.09 [11] (0:11.94)	0:46.15 [11] (0:12.04)	0:34.11 [11] (0:11.13)	0:22.99 [10] (0:11.10)	0:11.88 [7] (0:11.88)
Average Speed [km/h]	51.0	62.5	60.5	59.9	64.7	64.8	60.6
Top Speed [km/h]	62.9	63.4	62.9	61.3	66.0	66.0	63.2
Avg. Dist. to Rail [m]	6.5	3.1	0.7	0.6	0.3	0.2	0.7
Avg. Stride Freq. [Hz]	2.3	2.3	2.2	2.2	2.4	2.4	2.3
Avg. Stride Length [m]	6.6	7.7	7.6	7.6	7.6	7.7	7.5



[] Ranking at each section and finish
 -:-:- No data available at this section
 NA No data available

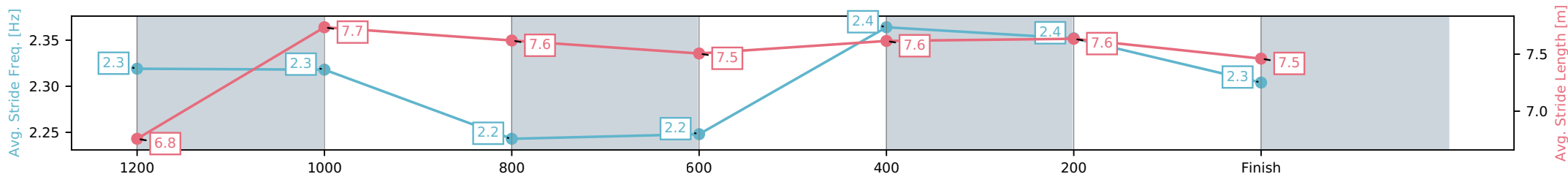
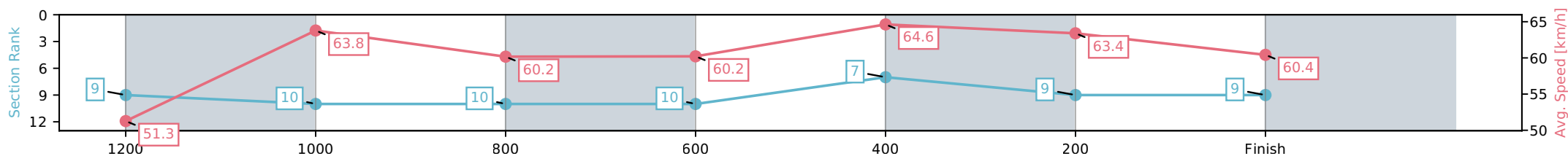
Horse/Jockey Name	Lord Protector/Paul Hamblin
Finish Rank	9
Fastest Section Time (Section)	0:11.17 (600-400)
Top Speed [km/h] (Section)	65.9 (600-400)
Race State	Finished



Rockhampton QLD --Professional-2026-05-21
 Race 8: DC HOUSE RATINGS BAND 0 - 55 Handicap - 1400m
 21 May 2026 - 5:07PM
 Track Rating: Good 4, Weather: Fine, Rail Position: +4m Entire Circuit



Section	L1400	L1200	L1000	L800	L600	L400	L200
Section Times	1:24.24 (0:14.41)	1:09.83 [9] (0:11.32)	0:58.52 [10] (0:11.98)	0:46.54 [10] (0:12.07)	0:34.46 [10] (0:11.17)	0:23.30 [7] (0:11.35)	0:11.95 [9] (0:11.95)
Average Speed [km/h]	51.3	63.8	60.2	60.2	64.6	63.4	60.4
Top Speed [km/h]	63.5	64.8	63.1	61.7	65.9	65.1	62.2
Avg. Dist. to Rail [m]	4.1	1.2	0.4	1.4	5.2	8.1	8.7
Avg. Stride Freq. [Hz]	2.3	2.3	2.2	2.2	2.4	2.4	2.3
Avg. Stride Length [m]	6.8	7.7	7.6	7.5	7.6	7.6	7.5



- [] Ranking at each section and finish
- :-:- No data available at this section
- NA No data available

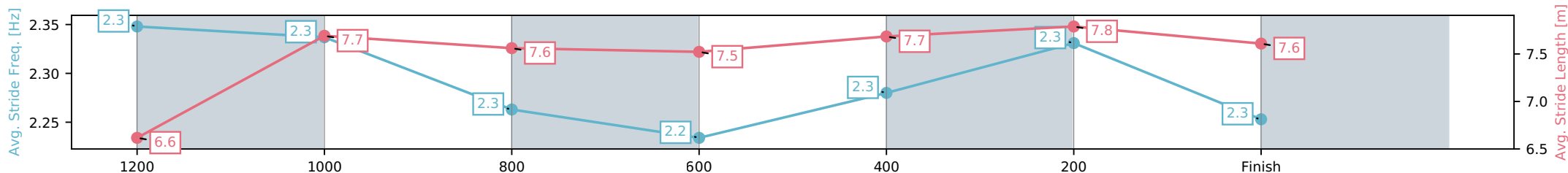
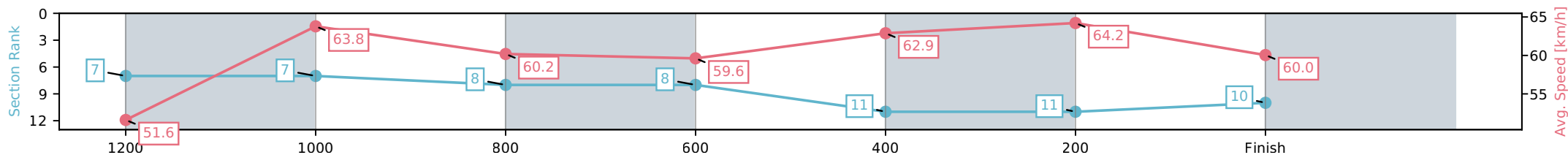
Horse/Jockey Name	Spellmaster/Jason Taylor
Finish Rank	10
Fastest Section Time (Section)	0:11.22 (400-200)
Top Speed [km/h] (Section)	65.1 (400-200)
Race State	Finished



Rockhampton QLD --Professional-2026-05-21
 Race 8: DC HOUSE RATINGS BAND 0 - 55 Handicap - 1400m
 21 May 2026 - 5:07PM
 Track Rating: Good 4, Weather: Fine, Rail Position: +4m Entire Circuit



Section	L1400	L1200	L1000	L800	L600	L400	L200
Section Times	1:24.38 (0:14.24)	1:10.14 [7] (0:11.30)	0:58.84 [7] (0:12.03)	0:46.80 [8] (0:12.14)	0:34.67 [8] (0:11.46)	0:23.21 [11] (0:11.22)	0:11.99 [11] (0:11.99)
Average Speed [km/h]	51.6	63.8	60.2	59.6	62.9	64.2	60.0
Top Speed [km/h]	63.4	64.9	63.4	60.8	64.9	65.1	62.8
Avg. Dist. to Rail [m]	3.5	1.3	0.9	0.7	2.9	4.4	5.6
Avg. Stride Freq. [Hz]	2.3	2.3	2.3	2.2	2.3	2.3	2.3
Avg. Stride Length [m]	6.6	7.7	7.6	7.5	7.7	7.8	7.6



[] Ranking at each section and finish
 -:-:- No data available at this section
 NA No data available

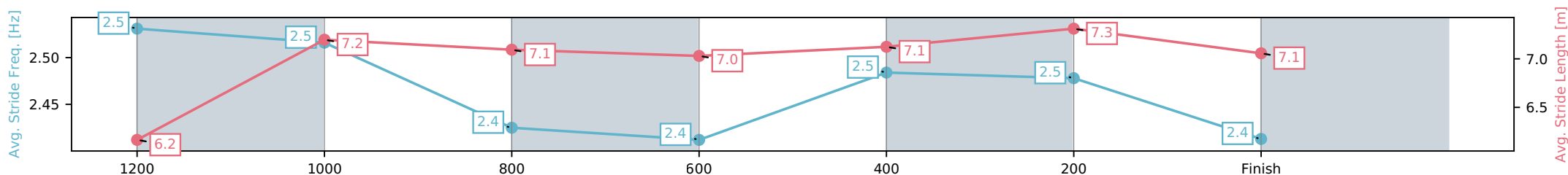
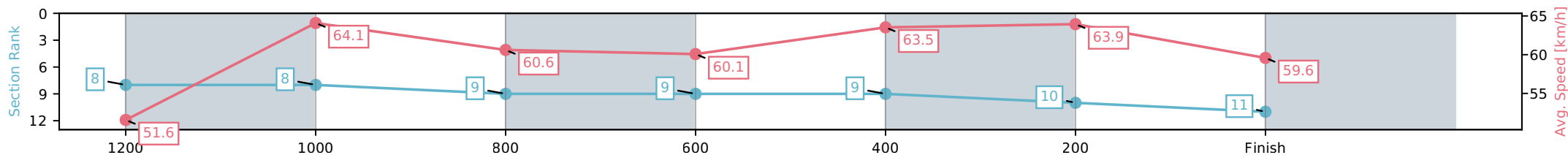
Horse/Jockey Name	Milk Maid/McKenzie Apel
Finish Rank	11
Fastest Section Time (Section)	0:11.26 (400-200)
Top Speed [km/h] (Section)	66.2 (1200-1000)
Race State	Finished



Rockhampton QLD --Professional-2026-05-21
 Race 8: DC HOUSE RATINGS BAND 0 - 55 Handicap - 1400m
 21 May 2026 - 5:07PM
 Track Rating: Good 4, Weather: Fine, Rail Position: +4m Entire Circuit



Section	L1400	L1200	L1000	L800	L600	L400	L200
Section Times	1:24.42 (0:14.29)	1:10.13 [8] (0:11.28)	0:58.85 [8] (0:12.01)	0:46.84 [9] (0:12.15)	0:34.69 [9] (0:11.35)	0:23.34 [9] (0:11.26)	0:12.08 [10] (0:12.08)
Average Speed [km/h]	51.6	64.1	60.6	60.1	63.5	63.9	59.6
Top Speed [km/h]	63.6	66.2	62.7	61.7	65.2	65.4	61.7
Avg. Dist. to Rail [m]	4.1	2.8	2.0	1.8	4.1	6.8	7.3
Avg. Stride Freq. [Hz]	2.5	2.5	2.4	2.4	2.5	2.5	2.4
Avg. Stride Length [m]	6.2	7.2	7.1	7.0	7.1	7.3	7.1



[] Ranking at each section and finish
 -:-:- No data available at this section
 NA No data available