



Horse/Jockey Name	Fortysecondstreet/Ben Thompson
Finish Rank	1
Fastest Section Time (Section)	0:10.78 (800-600)
Top Speed [km/h] (Section)	68.2 (800-600)
Race State	Finished



Aquis Park Gold Coast QLD

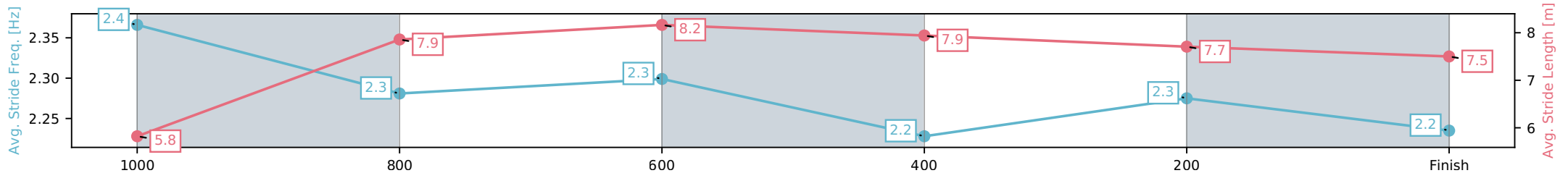
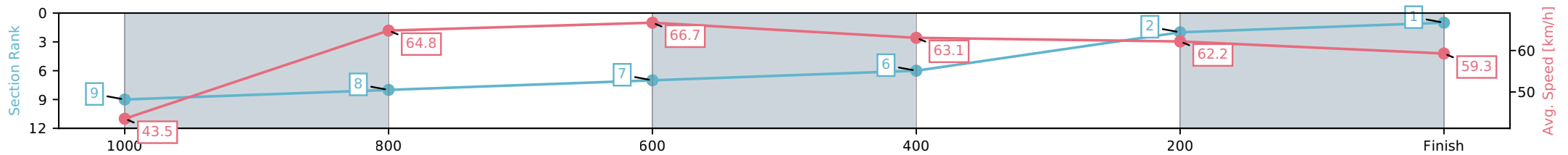
Race 1: IGA LIQUOR Maiden Handicap - 1100m

22 May 2026 - 5:30PM

Track Rating: Soft 6, Weather: Fine, Rail Position: +2m 900m-W/Post, True Remainder



Section	L1100	L1000	L800	L600	L400	L200
Section Times	1:05.35 (0:08.51)	0:56.84 [9] (0:11.08)	0:45.76 [8] (0:10.78)	0:34.98 [7] (0:11.36)	0:23.62 [6] (0:11.59)	0:12.03 [2] (0:12.03)
Average Speed [km/h]	43.5	64.8	66.7	63.1	62.2	59.3
Top Speed [km/h]	62.1	66.6	68.2	64.3	62.8	60.4
Avg. Dist. to Rail [m]	1.5	0.8	0.6	0.8	0.9	1.4
Avg. Stride Freq. [Hz]	2.4	2.3	2.3	2.2	2.3	2.2
Avg. Stride Length [m]	5.8	7.9	8.2	7.9	7.7	7.5



- [ ] Ranking at each section and finish
- :-:- No data available at this section
- NA No data available

Horse/Jockey Name	Our Girl Scarlett/Leah Martyn
Finish Rank	2
Fastest Section Time (Section)	0:10.92 (800-600)
Top Speed [km/h] (Section)	68.2 (800-600)
Race State	Finished



Aquis Park Gold Coast QLD

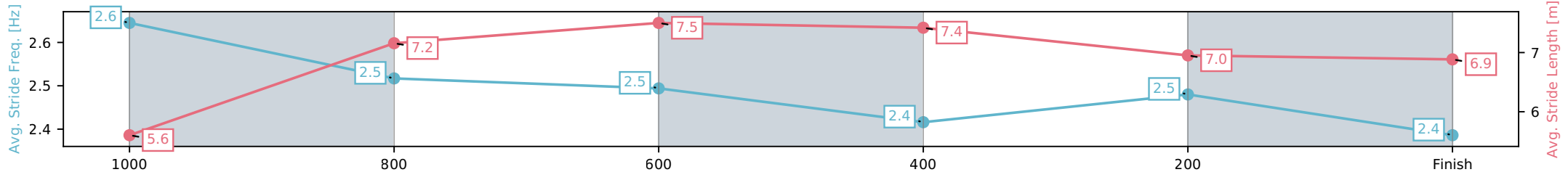
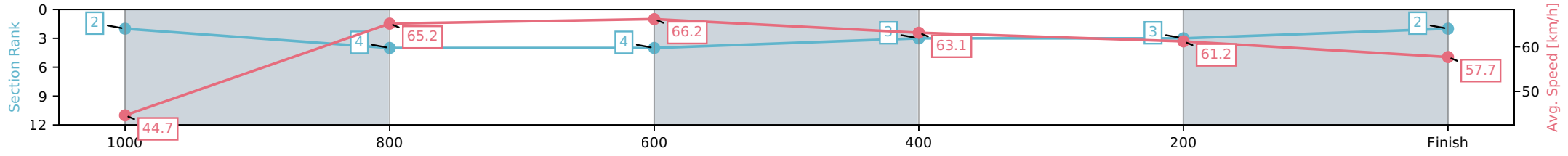
Race 1: IGA LIQUOR Maiden Handicap - 1100m

22 May 2026 - 5:30PM

Track Rating: Soft 6, Weather: Fine, Rail Position: +2m 900m-W/Post, True Remainder



Section	L1100	L1000	L800	L600	L400	L200
Section Times	1:05.51 (0:08.31)	0:57.20 [2] (0:11.03)	0:46.17 [4] (0:10.92)	0:35.24 [4] (0:11.32)	0:23.92 [3] (0:11.78)	0:12.14 [3] (0:12.14)
Average Speed [km/h]	44.7	65.2	66.2	63.1	61.2	57.7
Top Speed [km/h]	61.5	68.1	68.2	64.6	62.1	60.6
Avg. Dist. to Rail [m]	3.8	0.6	1.0	1.2	2.4	3.2
Avg. Stride Freq. [Hz]	2.6	2.5	2.5	2.4	2.5	2.4
Avg. Stride Length [m]	5.6	7.2	7.5	7.4	7.0	6.9



[ ] Ranking at each section and finish  
 -:-:- No data available at this section  
 NA No data available

Horse/Jockey Name	Disparate/Tommy Berry
Finish Rank	3
Fastest Section Time (Section)	0:10.90 (800-600)
Top Speed [km/h] (Section)	67.5 (1000-800)
Race State	Finished



Aquis Park Gold Coast QLD

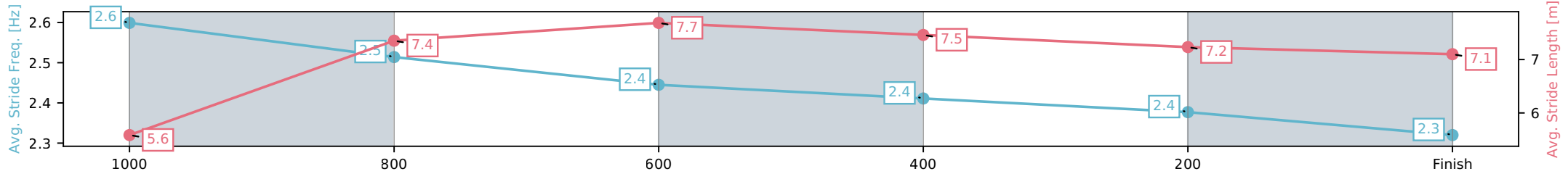
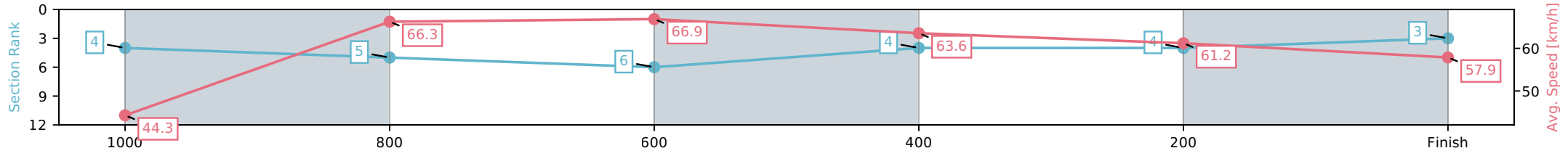
Race 1: IGA LIQUOR Maiden Handicap - 1100m

22 May 2026 - 5:30PM

Track Rating: Soft 6, Weather: Fine, Rail Position: +2m 900m-W/Post, True Remainder



Section	L1100	L1000	L800	L600	L400	L200
Section Times	1:05.66 (0:08.38)	0:57.28 [4] (0:11.08)	0:46.20 [5] (0:10.90)	0:35.30 [6] (0:11.33)	0:23.97 [4] (0:11.79)	0:12.17 [4] (0:12.17)
Average Speed [km/h]	44.3	66.3	66.9	63.6	61.2	57.9
Top Speed [km/h]	63.4	67.5	67.5	65.4	61.7	59.6
Avg. Dist. to Rail [m]	10.3	4.8	3.5	0.5	3.8	6.9
Avg. Stride Freq. [Hz]	2.6	2.5	2.4	2.4	2.4	2.3
Avg. Stride Length [m]	5.6	7.4	7.7	7.5	7.2	7.1



[ ] Ranking at each section and finish  
 -:-:- No data available at this section  
 NA No data available

Horse/Jockey Name	Brash Magic/Charlie Bennett
Finish Rank	4
Fastest Section Time (Section)	0:10.95 (800-600)
Top Speed [km/h] (Section)	67.1 (800-600)
Race State	Finished



Aquis Park Gold Coast QLD

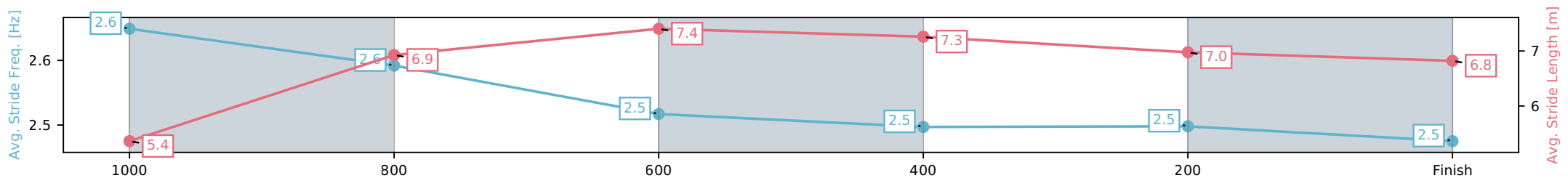
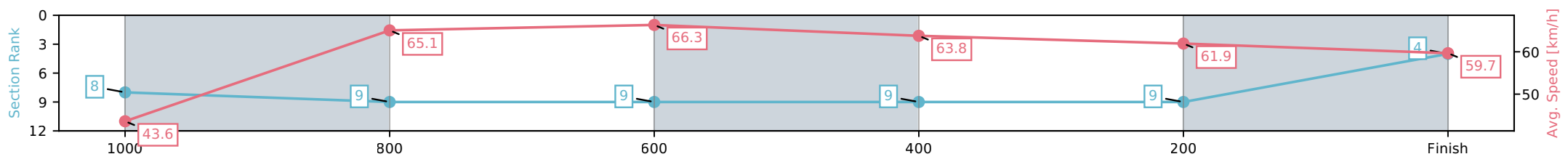
Race 1: IGA LIQUOR Maiden Handicap - 1100m

22 May 2026 - 5:30PM

Track Rating: Soft 6, Weather: Fine, Rail Position: +2m 900m-W/Post, True Remainder



Section	L1100	L1000	L800	L600	L400	L200
Section Times	1:05.67 (0:08.49)	0:57.18 [8] (0:11.26)	0:45.92 [9] (0:10.95)	0:34.97 [9] (0:11.37)	0:23.60 [9] (0:11.69)	0:11.91 [9] (0:11.91)
Average Speed [km/h]	43.6	65.1	66.3	63.8	61.9	59.7
Top Speed [km/h]	61.3	66.4	67.1	65.2	63.0	61.2
Avg. Dist. to Rail [m]	9.3	4.1	2.1	1.4	6.1	9.7
Avg. Stride Freq. [Hz]	2.6	2.6	2.5	2.5	2.5	2.5
Avg. Stride Length [m]	5.4	6.9	7.4	7.3	7.0	6.8



[ ] Ranking at each section and finish  
 -:-:- No data available at this section  
 NA No data available

Horse/Jockey Name	Parading Gus/Benjamin Osmond
Finish Rank	5
Fastest Section Time (Section)	0:10.83 (800-600)
Top Speed [km/h] (Section)	68.4 (800-600)
Race State	Finished



Aquis Park Gold Coast QLD

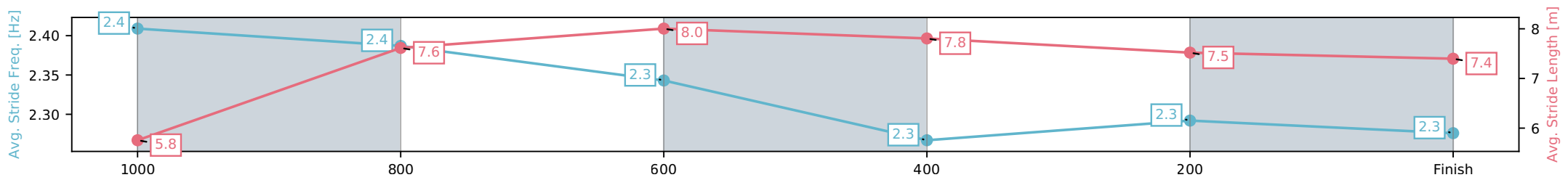
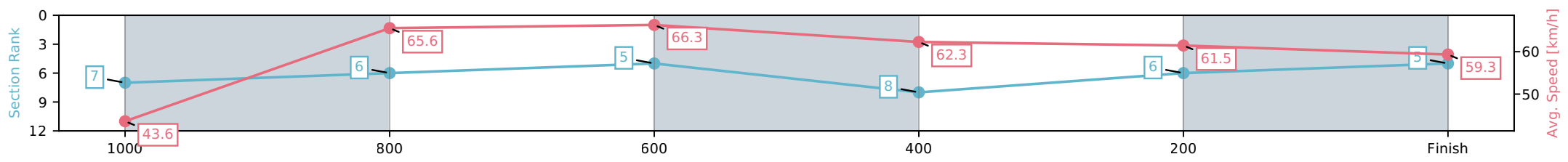
Race 1: IGA LIQUOR Maiden Handicap - 1100m

22 May 2026 - 5:30PM

Track Rating: Soft 6, Weather: Fine, Rail Position: +2m 900m-W/Post, True Remainder



Section	L1100	L1000	L800	L600	L400	L200
Section Times	1:05.70 (0:08.48)	0:57.22 [7] (0:10.99)	0:46.23 [6] (0:10.83)	0:35.40 [5] (0:11.58)	0:23.82 [8] (0:11.74)	0:12.08 [6] (0:12.08)
Average Speed [km/h]	43.6	65.6	66.3	62.3	61.5	59.3
Top Speed [km/h]	62.1	67.5	68.4	65.1	62.4	61.0
Avg. Dist. to Rail [m]	2.7	0.8	0.5	0.5	2.3	4.8
Avg. Stride Freq. [Hz]	2.4	2.4	2.3	2.3	2.3	2.3
Avg. Stride Length [m]	5.8	7.6	8.0	7.8	7.5	7.4



[ ] Ranking at each section and finish  
 -:-:- No data available at this section  
 NA No data available

Horse/Jockey Name	La Profecia/Ryan Maloney
Finish Rank	6
Fastest Section Time (Section)	0:10.88 (800-600)
Top Speed [km/h] (Section)	67.5 (1000-800)
Race State	Finished



Aquis Park Gold Coast QLD

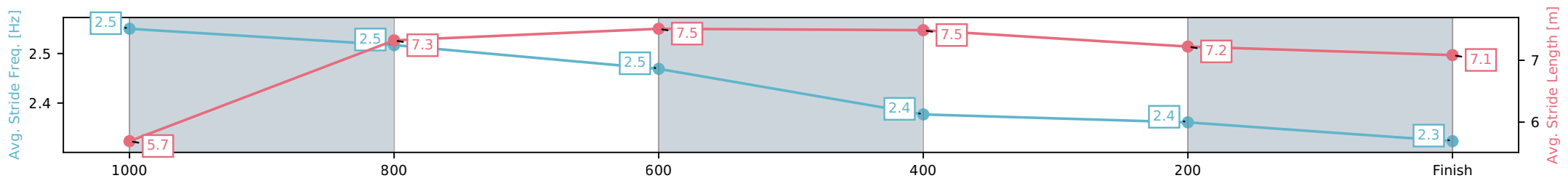
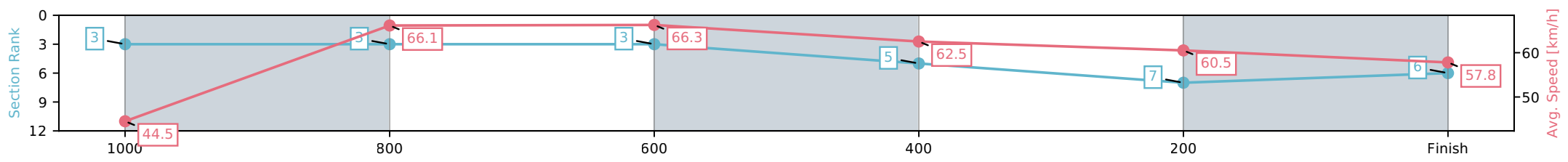
Race 1: IGA LIQUOR Maiden Handicap - 1100m

22 May 2026 - 5:30PM

Track Rating: Soft 6, Weather: Fine, Rail Position: +2m 900m-W/Post, True Remainder



Section	L1100	L1000	L800	L600	L400	L200
Section Times	1:05.93 (0:08.32)	0:57.61 [3] (0:10.96)	0:46.66 [3] (0:10.88)	0:35.77 [3] (0:11.54)	0:24.22 [5] (0:11.92)	0:12.30 [7] (0:12.30)
Average Speed [km/h]	44.5	66.1	66.3	62.5	60.5	57.8
Top Speed [km/h]	62.9	67.5	67.5	64.9	61.7	59.3
Avg. Dist. to Rail [m]	8.3	2.0	0.9	0.3	3.2	4.0
Avg. Stride Freq. [Hz]	2.5	2.5	2.5	2.4	2.4	2.3
Avg. Stride Length [m]	5.7	7.3	7.5	7.5	7.2	7.1



[ ] Ranking at each section and finish  
 -.-.- No data available at this section  
 NA No data available

Horse/Jockey Name	Love Rebel/Daniel Moor
Finish Rank	7
Fastest Section Time (Section)	0:10.83 (800-600)
Top Speed [km/h] (Section)	68.4 (800-600)
Race State	Finished



Aquis Park Gold Coast QLD

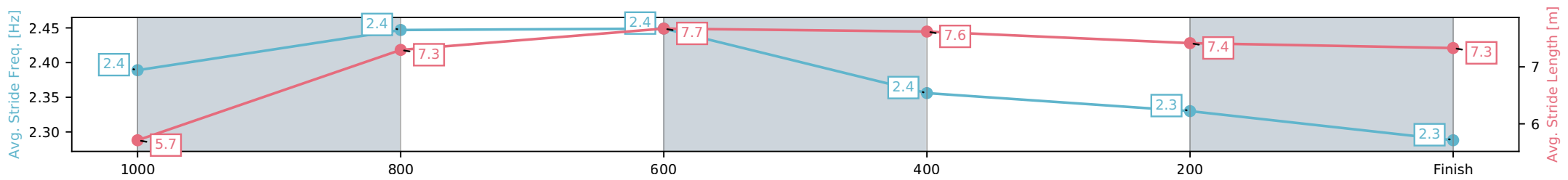
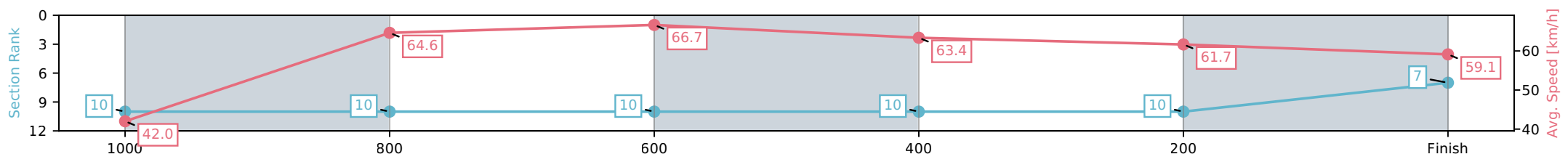
Race 1: IGA LIQUOR Maiden Handicap - 1100m

22 May 2026 - 5:30PM

Track Rating: Soft 6, Weather: Fine, Rail Position: +2m 900m-W/Post, True Remainder



Section	L1100	L1000	L800	L600	L400	L200
Section Times	1:05.94 (0:08.84)	0:57.10 [10] (0:11.17)	0:45.93 [10] (0:10.83)	0:35.10 [10] (0:11.34)	0:23.76 [10] (0:11.66)	0:12.10 [10] (0:12.10)
Average Speed [km/h]	42.0	64.6	66.7	63.4	61.7	59.1
Top Speed [km/h]	59.0	66.0	68.4	66.1	63.2	62.1
Avg. Dist. to Rail [m]	3.7	0.9	0.8	0.7	0.6	1.3
Avg. Stride Freq. [Hz]	2.4	2.4	2.4	2.4	2.3	2.3
Avg. Stride Length [m]	5.7	7.3	7.7	7.6	7.4	7.3



[ ] Ranking at each section and finish  
 -:-:- No data available at this section  
 NA No data available

Horse/Jockey Name	Hell Of A High/Rachel King
Finish Rank	8
Fastest Section Time (Section)	0:10.89 (800-600)
Top Speed [km/h] (Section)	69.6 (800-600)
Race State	Finished



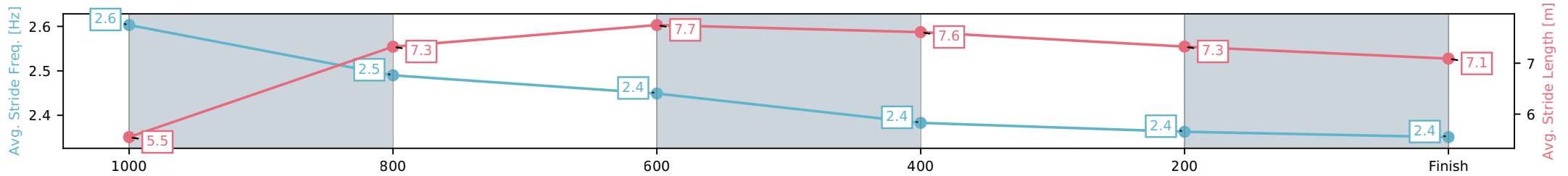
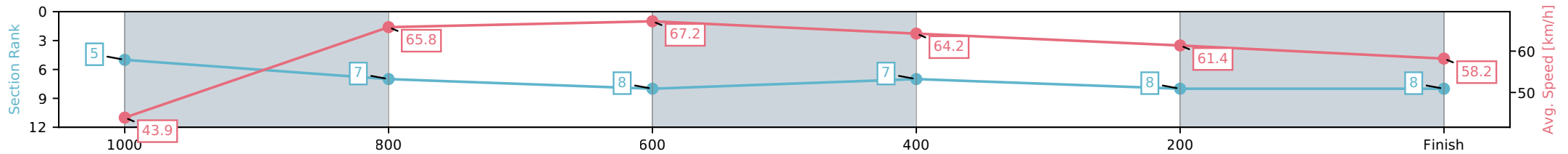
Aquis Park Gold Coast QLD  
Race 1: IGA LIQUOR Maiden Handicap - 1100m

22 May 2026 - 5:30PM

Track Rating: Soft 6, Weather: Fine, Rail Position: +2m 900m-W/Post, True Remainder



Section	L1100	L1000	L800	L600	L400	L200
Section Times	1:05.99 (0:08.44)	0:57.56 [5] (0:11.13)	0:46.43 [7] (0:10.89)	0:35.54 [8] (0:11.39)	0:24.14 [7] (0:11.80)	0:12.34 [8] (0:12.34)
Average Speed [km/h]	43.9	65.8	67.2	64.2	61.4	58.2
Top Speed [km/h]	63.3	68.8	69.6	66.0	62.4	61.1
Avg. Dist. to Rail [m]	6.1	3.6	4.4	3.0	5.7	7.6
Avg. Stride Freq. [Hz]	2.6	2.5	2.4	2.4	2.4	2.4
Avg. Stride Length [m]	5.5	7.3	7.7	7.6	7.3	7.1



- [ ] Ranking at each section and finish
- :-:- No data available at this section
- NA No data available

Horse/Jockey Name	Shaque D'amour/Mark Du Plessis
Finish Rank	9
Fastest Section Time (Section)	0:10.79 (1000-800)
Top Speed [km/h] (Section)	69.1 (1000-800)
Race State	Finished



Aquis Park Gold Coast QLD

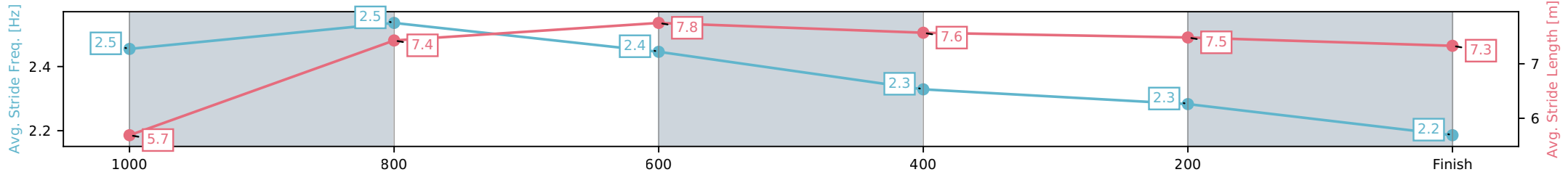
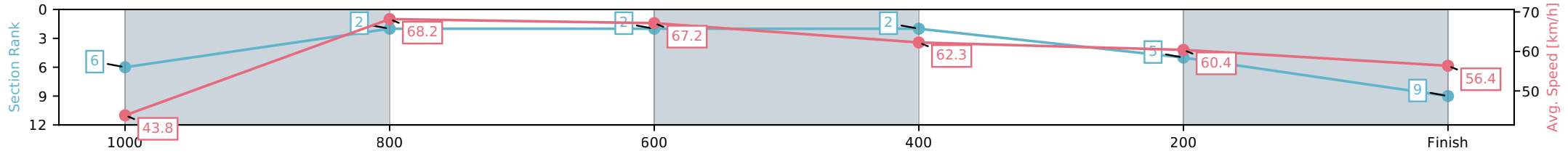
Race 1: IGA LIQUOR Maiden Handicap - 1100m

22 May 2026 - 5:30PM

Track Rating: Soft 6, Weather: Fine, Rail Position: +2m 900m-W/Post, True Remainder



Section	L1100	L1000	L800	L600	L400	L200
Section Times	1:06.17 (0:08.44)	0:57.72 [6] (0:10.79)	0:46.93 [2] (0:10.82)	0:36.12 [2] (0:11.52)	0:24.59 [2] (0:11.94)	0:12.65 [5] (0:12.65)
Average Speed [km/h]	43.8	68.2	67.2	62.3	60.4	56.4
Top Speed [km/h]	62.5	69.1	68.9	63.7	61.5	58.0
Avg. Dist. to Rail [m]	10.9	5.8	2.3	0.5	1.7	2.8
Avg. Stride Freq. [Hz]	2.5	2.5	2.4	2.3	2.3	2.2
Avg. Stride Length [m]	5.7	7.4	7.8	7.6	7.5	7.3



[ ] Ranking at each section and finish  
 -:-:- No data available at this section  
 NA No data available

Horse/Jockey Name	Egyptian Goddess/Robbie Dolan
Finish Rank	10
Fastest Section Time (Section)	0:10.79 (1000-800)
Top Speed [km/h] (Section)	67.8 (1000-800)
Race State	Finished



Aquis Park Gold Coast QLD

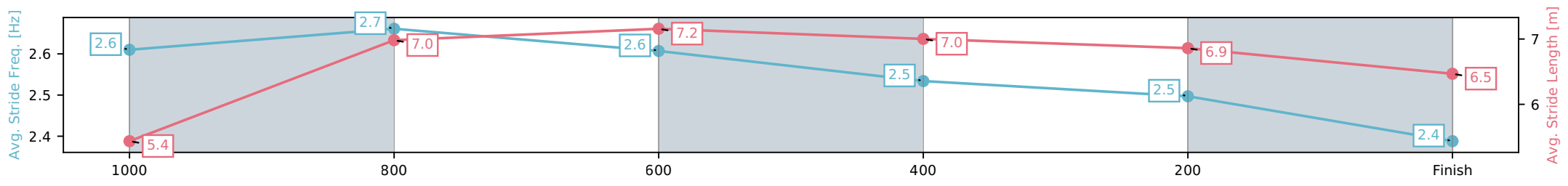
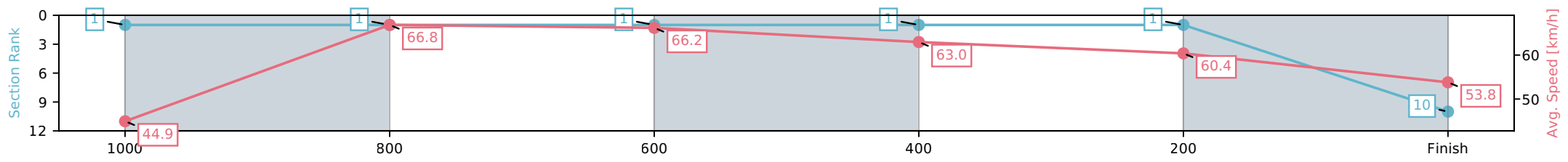
Race 1: IGA LIQUOR Maiden Handicap - 1100m

22 May 2026 - 5:30PM

Track Rating: Soft 6, Weather: Fine, Rail Position: +2m 900m-W/Post, True Remainder



Section	L1100	L1000	L800	L600	L400	L200
Section Times	1:06.47 (0:08.21)	0:58.26 [1] (0:10.79)	0:47.46 [1] (0:10.83)	0:36.63 [1] (0:11.39)	0:25.24 [1] (0:11.94)	0:13.30 [1] (0:13.30)
Average Speed [km/h]	44.9	66.8	66.2	63.0	60.4	53.8
Top Speed [km/h]	63.5	67.8	67.5	64.1	62.0	58.1
Avg. Dist. to Rail [m]	6.7	1.1	0.9	0.7	1.5	2.3
Avg. Stride Freq. [Hz]	2.6	2.7	2.6	2.5	2.5	2.4
Avg. Stride Length [m]	5.4	7.0	7.2	7.0	6.9	6.5



[ ] Ranking at each section and finish  
 -:-:- No data available at this section  
 NA No data available



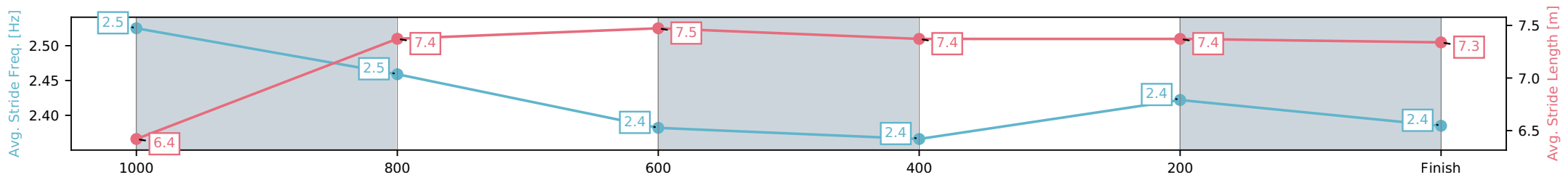
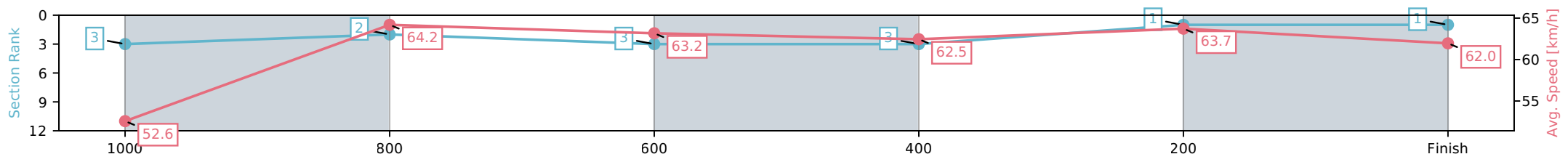
Horse/Jockey Name	Sylph/Jamie Melham
Finish Rank	1
Fastest Section Time (Section)	0:11.22 (1000-800)
Top Speed [km/h] (Section)	65.7 (1200 - 1000)
Race State	Finished



Aquis Park Gold Coast QLD  
 Race 2: CLUB PARTNERS QTIS Three-Year-Old Maiden Plate  
 - 1200m  
 22 May 2026 - 6:00PM  
 Track Rating: Soft 6, Weather: Fine, Rail Position: +2m 900m-W/Post,  
 True Remainder



Section	L1200	L1000	L800	L600	L400	L200
Section Times	1:10.96 (0:13.94)	0:57.02 [3] (0:11.22)	0:45.80 [2] (0:11.42)	0:34.38 [3] (0:11.53)	0:22.84 [3] (0:11.33)	0:11.52 [1] (0:11.52)
Average Speed [km/h]	52.6	64.2	63.2	62.5	63.7	62.0
Top Speed [km/h]	65.7	65.0	65.2	64.2	64.9	63.4
Avg. Dist. to Rail [m]	3.4	0.7	0.7	0.7	2.7	3.6
Avg. Stride Freq. [Hz]	2.5	2.5	2.4	2.4	2.4	2.4
Avg. Stride Length [m]	6.4	7.4	7.5	7.4	7.4	7.3



[ ] Ranking at each section and finish  
 -:-:- No data available at this section  
 NA No data available

Horse/Jockey Name	Crash The Party/Daniel Moor
Finish Rank	2
Fastest Section Time (Section)	0:11.00 (400-200)
Top Speed [km/h] (Section)	67.2 (400-200)
Race State	Finished



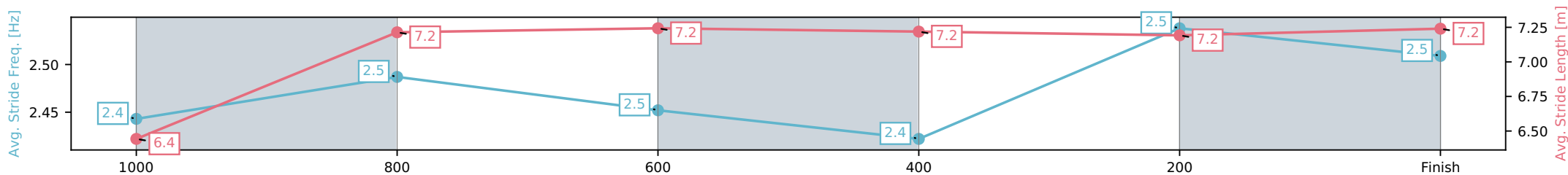
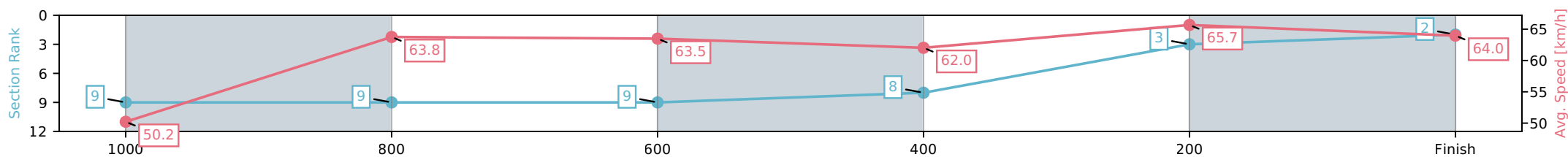
Aquis Park Gold Coast QLD  
 Race 2: CLUB PARTNERS QTIS Three-Year-Old Maiden Plate  
 - 1200m



22 May 2026 - 6:00PM

Track Rating: Soft 6, Weather: Fine, Rail Position: +2m 900m-W/Post,  
 True Remainder

Section	L1200	L1000	L800	L600	L400	L200
Section Times	1:11.05 (0:14.56)	0:56.49 [9] (0:11.40)	0:45.09 [9] (0:11.38)	0:33.71 [9] (0:11.55)	0:22.16 [8] (0:11.00)	0:11.16 [3] (0:11.16)
Average Speed [km/h]	50.2	63.8	63.5	62.0	65.7	64.0
Top Speed [km/h]	64.1	64.8	64.7	64.3	67.2	66.0
Avg. Dist. to Rail [m]	1.6	2.1	0.9	0.8	4.0	4.8
Avg. Stride Freq. [Hz]	2.4	2.5	2.5	2.4	2.5	2.5
Avg. Stride Length [m]	6.4	7.2	7.2	7.2	7.2	7.2



- [ ] Ranking at each section and finish
- :-:- No data available at this section
- NA No data available

Horse/Jockey Name	Devine Squire/Tommy Berry
Finish Rank	3
Fastest Section Time (Section)	0:11.38 (1000-800)
Top Speed [km/h] (Section)	65.1 (1200 - 1000)
Race State	Finished



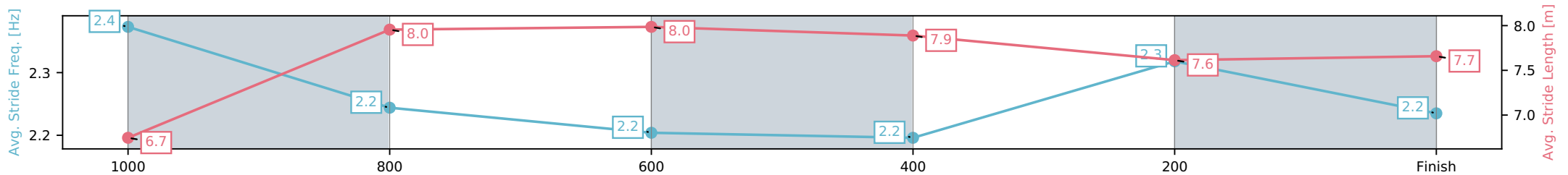
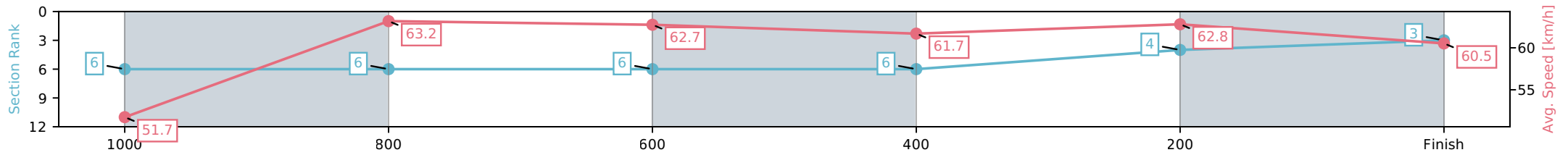
Aquis Park Gold Coast QLD  
 Race 2: CLUB PARTNERS QTIS Three-Year-Old Maiden Plate  
 - 1200m



22 May 2026 - 6:00PM

Track Rating: Soft 6, Weather: Fine, Rail Position: +2m 900m-W/Post,  
 True Remainder

Section	L1200	L1000	L800	L600	L400	L200
Section Times	1:11.88 (0:14.12)	0:57.76 [6] (0:11.38)	0:46.38 [6] (0:11.44)	0:34.95 [6] (0:11.61)	0:23.34 [6] (0:11.47)	0:11.87 [4] (0:11.87)
Average Speed [km/h]	51.7	63.2	62.7	61.7	62.8	60.5
Top Speed [km/h]	65.1	64.6	63.8	63.0	63.3	61.9
Avg. Dist. to Rail [m]	1.0	0.7	1.0	0.9	1.8	4.1
Avg. Stride Freq. [Hz]	2.4	2.2	2.2	2.2	2.3	2.2
Avg. Stride Length [m]	6.7	8.0	8.0	7.9	7.6	7.7



- [ ] Ranking at each section and finish
- :-:- No data available at this section
- NA No data available

Horse/Jockey Name	Argentum Rock/Boris Thornton
Finish Rank	4
Fastest Section Time (Section)	0:11.26 (1000-800)
Top Speed [km/h] (Section)	66.3 (1200 - 1000)
Race State	Finished



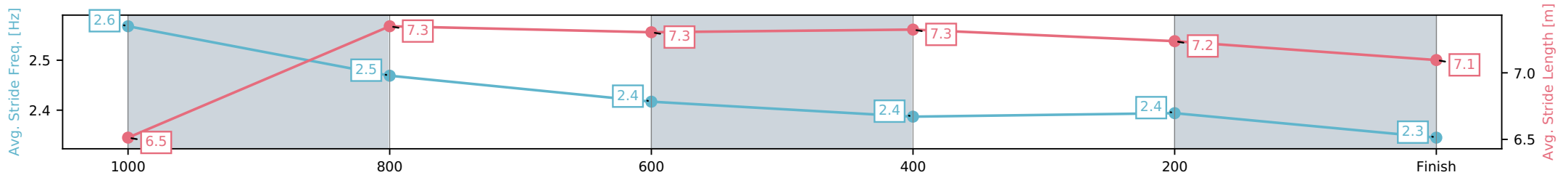
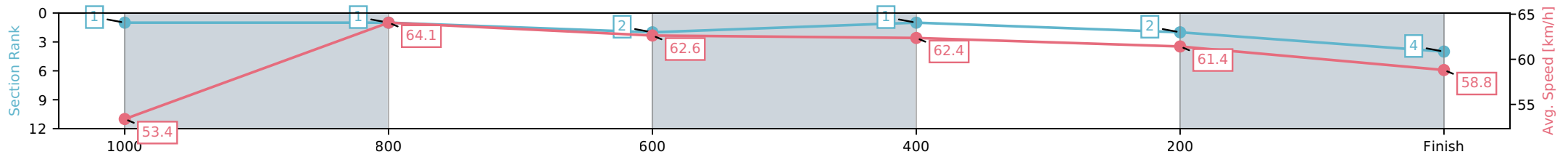
Aquis Park Gold Coast QLD  
 Race 2: CLUB PARTNERS QTIS Three-Year-Old Maiden Plate  
 - 1200m



22 May 2026 - 6:00PM

Track Rating: Soft 6, Weather: Fine, Rail Position: +2m 900m-W/Post,  
 True Remainder

Section	L1200	L1000	L800	L600	L400	L200
Section Times	1:11.96 (0:13.68)	0:58.28 [1] (0:11.26)	0:47.02 [1] (0:11.49)	0:35.53 [2] (0:11.58)	0:23.95 [1] (0:11.74)	0:12.21 [2] (0:12.21)
Average Speed [km/h]	53.4	64.1	62.6	62.4	61.4	58.8
Top Speed [km/h]	66.3	65.9	63.4	63.2	63.0	60.3
Avg. Dist. to Rail [m]	7.0	0.7	0.5	0.7	2.4	3.8
Avg. Stride Freq. [Hz]	2.6	2.5	2.4	2.4	2.4	2.3
Avg. Stride Length [m]	6.5	7.3	7.3	7.3	7.2	7.1



- [ ] Ranking at each section and finish
- :-:- No data available at this section
- NA No data available

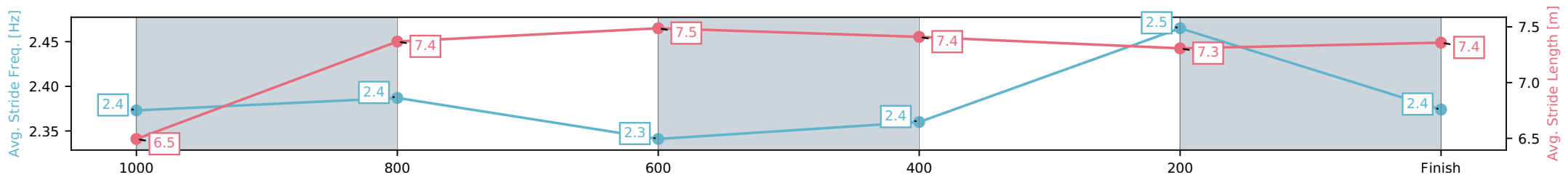
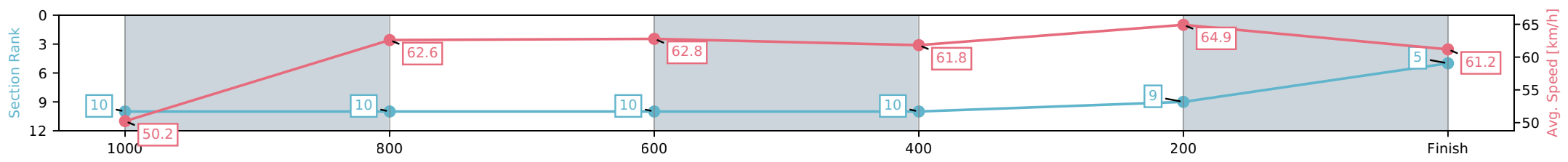
Horse/Jockey Name	Monte Carlo Miss/Benjamin Osmond
Finish Rank	5
Fastest Section Time (Section)	0:11.23 (400-200)
Top Speed [km/h] (Section)	68.9 (400-200)
Race State	Finished



Aquis Park Gold Coast QLD  
 Race 2: CLUB PARTNERS QTIS Three-Year-Old Maiden Plate - 1200m  
 22 May 2026 - 6:00PM  
 Track Rating: Soft 6, Weather: Fine, Rail Position: +2m 900m-W/Post, True Remainder



Section	L1200	L1000	L800	L600	L400	L200
Section Times	1:12.03 (0:14.57)	0:57.46 [10] (0:11.56)	0:45.90 [10] (0:11.46)	0:34.45 [10] (0:11.52)	0:22.93 [10] (0:11.23)	0:11.70 [9] (0:11.70)
Average Speed [km/h]	50.2	62.6	62.8	61.8	64.9	61.2
Top Speed [km/h]	62.6	63.9	64.6	64.5	68.9	63.9
Avg. Dist. to Rail [m]	5.8	1.5	0.8	2.1	6.8	1.3
Avg. Stride Freq. [Hz]	2.4	2.4	2.3	2.4	2.5	2.4
Avg. Stride Length [m]	6.5	7.4	7.5	7.4	7.3	7.4



[ ] Ranking at each section and finish  
 -:-:- No data available at this section  
 NA No data available

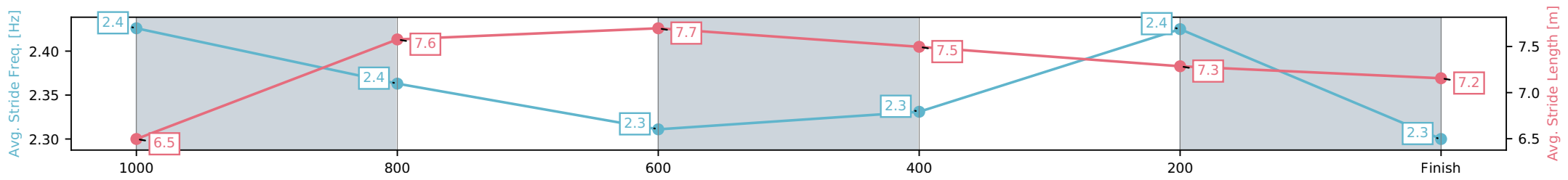
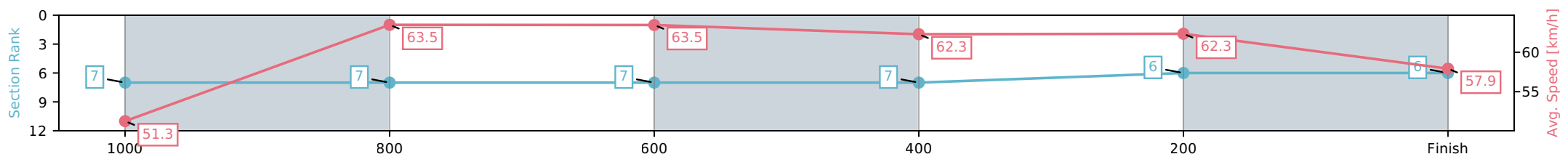
Horse/Jockey Name	Youmeanddupre/Mark Du Plessis
Finish Rank	6
Fastest Section Time (Section)	0:11.38 (800-600)
Top Speed [km/h] (Section)	64.9 (1000-800)
Race State	Finished



Aquis Park Gold Coast QLD  
 Race 2: CLUB PARTNERS QTIS Three-Year-Old Maiden Plate - 1200m  
 22 May 2026 - 6:00PM  
 Track Rating: Soft 6, Weather: Fine, Rail Position: +2m 900m-W/Post, True Remainder



Section	L1200	L1000	L800	L600	L400	L200
Section Times	1:12.58 (0:14.24)	0:58.34 [7] (0:11.41)	0:46.92 [7] (0:11.38)	0:35.55 [7] (0:11.56)	0:23.99 [7] (0:11.57)	0:12.42 [6] (0:12.42)
Average Speed [km/h]	51.3	63.5	63.5	62.3	62.3	57.9
Top Speed [km/h]	64.8	64.9	64.7	63.9	63.8	60.9
Avg. Dist. to Rail [m]	1.2	1.4	0.7	0.4	3.4	4.4
Avg. Stride Freq. [Hz]	2.4	2.4	2.3	2.3	2.4	2.3
Avg. Stride Length [m]	6.5	7.6	7.7	7.5	7.3	7.2



[ ] Ranking at each section and finish  
 -:-:- No data available at this section  
 NA No data available

Horse/Jockey Name	Red Moon Rising/Cejay Graham
Finish Rank	7
Fastest Section Time (Section)	0:11.42 (1000-800)
Top Speed [km/h] (Section)	66.2 (1200 - 1000)
Race State	Finished



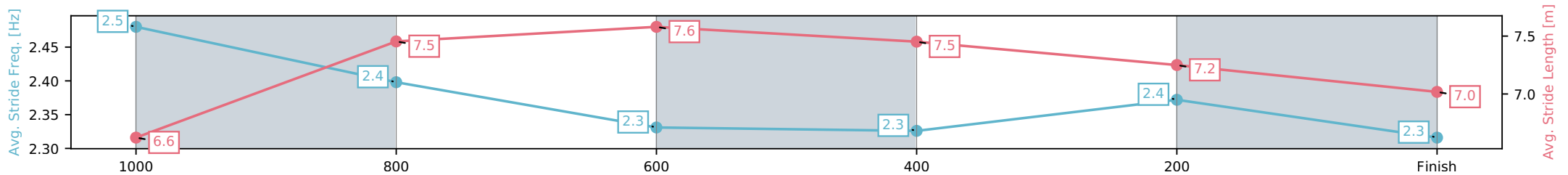
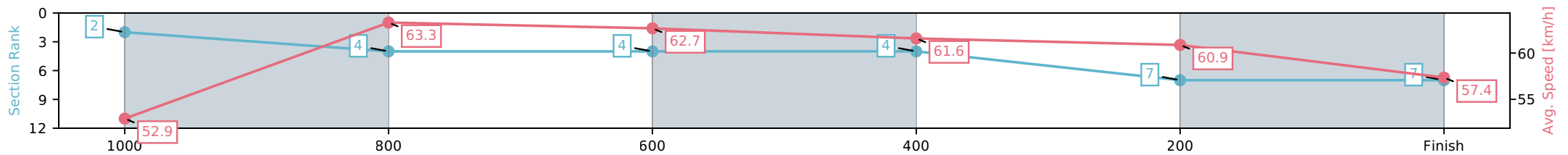
Aquis Park Gold Coast QLD  
 Race 2: CLUB PARTNERS QTIS Three-Year-Old Maiden Plate  
 - 1200m



22 May 2026 - 6:00PM

Track Rating: Soft 6, Weather: Fine, Rail Position: +2m 900m-W/Post,  
 True Remainder

Section	L1200	L1000	L800	L600	L400	L200
Section Times	1:12.69 (0:13.80)	0:58.89 [2] (0:11.42)	0:47.47 [4] (0:11.50)	0:35.97 [4] (0:11.64)	0:24.34 [4] (0:11.83)	0:12.50 [7] (0:12.50)
Average Speed [km/h]	52.9	63.3	62.7	61.6	60.9	57.4
Top Speed [km/h]	66.2	64.5	64.5	62.7	62.0	58.7
Avg. Dist. to Rail [m]	3.7	1.2	0.6	0.8	0.6	1.2
Avg. Stride Freq. [Hz]	2.5	2.4	2.3	2.3	2.4	2.3
Avg. Stride Length [m]	6.6	7.5	7.6	7.5	7.2	7.0



- [ ] Ranking at each section and finish
- :-:- No data available at this section
- NA No data available

Horse/Jockey Name	Mildura Lad/Brooke Ainsworth
Finish Rank	8
Fastest Section Time (Section)	0:11.08 (1000-800)
Top Speed [km/h] (Section)	67.6 (800-600)
Race State	Finished



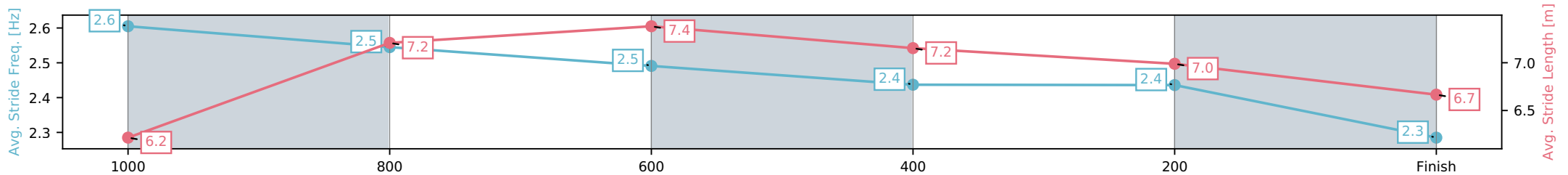
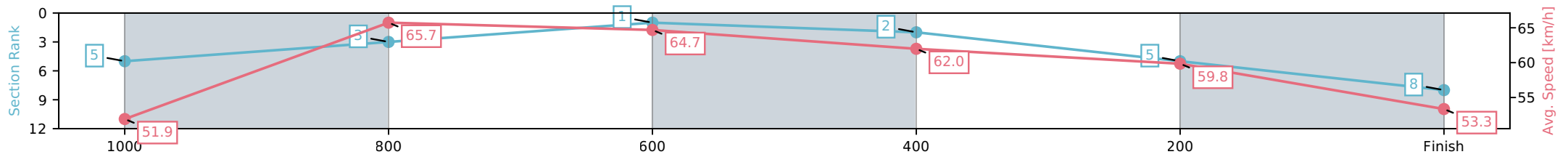
Aquis Park Gold Coast QLD  
 Race 2: CLUB PARTNERS QTIS Three-Year-Old Maiden Plate  
 - 1200m



22 May 2026 - 6:00PM

Track Rating: Soft 6, Weather: Fine, Rail Position: +2m 900m-W/Post,  
 True Remainder

Section	L1200	L1000	L800	L600	L400	L200
Section Times	1:13.55 (0:14.09)	0:59.46 [5] (0:11.08)	0:48.38 [3] (0:11.23)	0:37.15 [1] (0:11.63)	0:25.53 [2] (0:12.08)	0:13.44 [5] (0:13.44)
Average Speed [km/h]	51.9	65.7	64.7	62.0	59.8	53.3
Top Speed [km/h]	66.1	67.3	67.6	63.7	61.8	57.0
Avg. Dist. to Rail [m]	5.8	2.9	2.3	0.8	3.3	5.1
Avg. Stride Freq. [Hz]	2.6	2.5	2.5	2.4	2.4	2.3
Avg. Stride Length [m]	6.2	7.2	7.4	7.2	7.0	6.7



- [ ] Ranking at each section and finish
- :-:- No data available at this section
- NA No data available

Horse/Jockey Name	Listing Capital/Jag Guthmann-Chester
Finish Rank	9
Fastest Section Time (Section)	0:11.34 (800-600)
Top Speed [km/h] (Section)	65.9 (800-600)
Race State	Finished



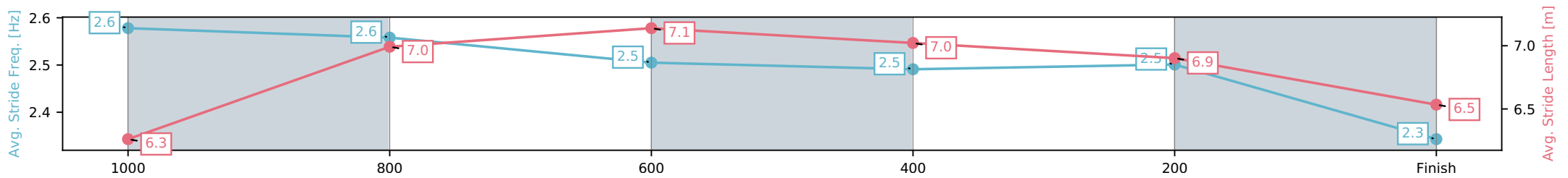
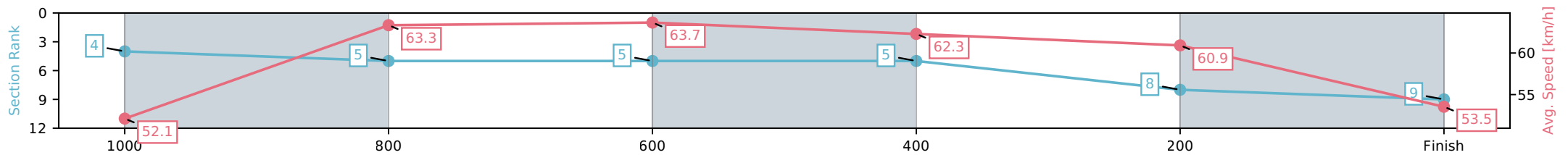
Aquis Park Gold Coast QLD  
 Race 2: CLUB PARTNERS QTIS Three-Year-Old Maiden Plate  
 - 1200m



22 May 2026 - 6:00PM

Track Rating: Soft 6, Weather: Fine, Rail Position: +2m 900m-W/Post,  
 True Remainder

Section	L1200	L1000	L800	L600	L400	L200
Section Times	1:13.67 (0:14.00)	0:59.67 [4] (0:11.45)	0:48.22 [5] (0:11.34)	0:36.88 [5] (0:11.56)	0:25.31 [5] (0:11.83)	0:13.48 [8] (0:13.48)
Average Speed [km/h]	52.1	63.3	63.7	62.3	60.9	53.5
Top Speed [km/h]	65.5	65.3	65.9	62.8	62.7	57.3
Avg. Dist. to Rail [m]	2.9	1.6	0.9	0.4	2.5	4.8
Avg. Stride Freq. [Hz]	2.6	2.6	2.5	2.5	2.5	2.3
Avg. Stride Length [m]	6.3	7.0	7.1	7.0	6.9	6.5



[ ] Ranking at each section and finish  
 -:-:- No data available at this section  
 NA No data available

Horse/Jockey Name	Bestov/Ben Thompson
Finish Rank	10
Fastest Section Time (Section)	0:11.51 (1000-800)
Top Speed [km/h] (Section)	65.5 (1200 - 1000)
Race State	Finished



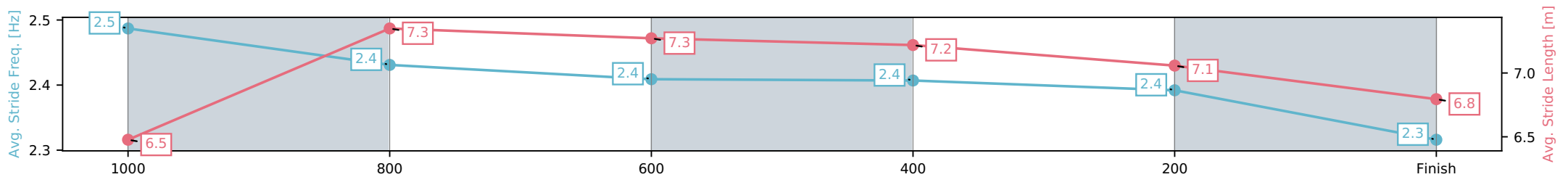
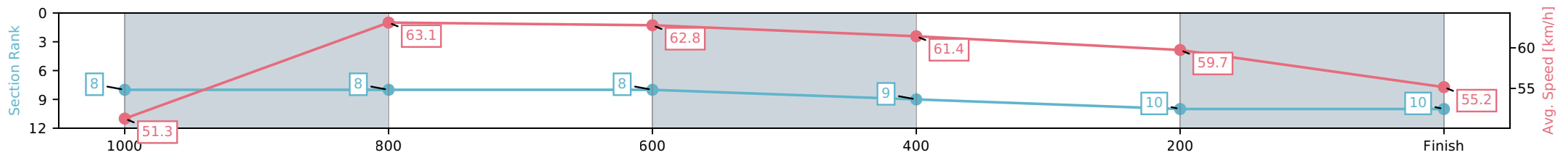
Aquis Park Gold Coast QLD  
 Race 2: CLUB PARTNERS QTIS Three-Year-Old Maiden Plate  
 - 1200m



22 May 2026 - 6:00PM

Track Rating: Soft 6, Weather: Fine, Rail Position: +2m 900m-W/Post,  
 True Remainder

Section	L1200	L1000	L800	L600	L400	L200
Section Times	1:14.19 (0:14.26)	0:59.93 [8] (0:11.51)	0:48.41 [8] (0:11.52)	0:36.90 [8] (0:11.76)	0:25.13 [9] (0:12.11)	0:13.03 [10] (0:13.03)
Average Speed [km/h]	51.3	63.1	62.8	61.4	59.7	55.2
Top Speed [km/h]	65.5	64.3	64.1	64.1	60.5	58.0
Avg. Dist. to Rail [m]	3.7	2.2	1.2	0.7	4.3	5.8
Avg. Stride Freq. [Hz]	2.5	2.4	2.4	2.4	2.4	2.3
Avg. Stride Length [m]	6.5	7.3	7.3	7.2	7.1	6.8



- [ ] Ranking at each section and finish
- :-:- No data available at this section
- NA No data available



**Aquis Park Gold Coast QLD -**  
**Race 3: THE BEECHMONT HOTEL Class 4 Plate - 1000m**  
 22 May 2026 - 6:30PM



Track Rating: Soft 6, Weather: Fine, Rail Position: +2m 900m-W/Post, True Remainder

Field Times (Race Tempo)                      0:57.53    0:44.22    0:33.69    0:23.06    0:11.86  
 (0:13.31)    (0:10.53)    (0:10.63)    (0:11.20)    (0:11.86)

Rank	TAB#	Horse	Overall Time	First 400m	Top Speed km/h (Section)	L1000	L800	L600	L400	L200			
	(BAR#)	Jockey	Margin (DT-W)	Last 600m	Fastest Section (Time)	Start - 800	800 - 600	600 - 400	400 - 200	200 - Finish			
1	7	Sunrise	0:57.53	0:24.10	69.9 (1000 - 800)	0:57.53	0:44.04 [3]	0:33.43 [4]	0:22.75 [4]	0:11.62 [3]			
	(2)	Tommy Berry		0:33.43	800-600 (0:10.61)	(0:13.49)	(0:10.61)	(0:10.68)	(0:11.13)	(0:11.62)			
2	3	Cindersea	0:57.58	0:23.90	71.3 (800-600)	0:57.58	0:44.04 [4]	0:33.68 [3]	0:22.98 [2]	0:11.91 [1]			
	(3)	Rachel King	0.3L (+2)	0:33.68	800-600 (0:10.36)	(0:13.54)	(0:10.36)	(0:10.70)	(0:11.07)	(0:11.91)			
3	10	Braveheart	0:57.85	0:24.30	69.8 (1000 - 800)	0:57.85	0:44.07 [6]	0:33.56 [6]	0:23.05 [5]	0:11.90 [4]			
	(1)	Ben Thompson	1.9L (+1)	0:33.55	600-400 (0:10.51)	(0:13.78)	(0:10.52)	(0:10.51)	(0:11.14)	(0:11.90)			
4	6	Moulin Miss	0:57.94	0:23.84	70.5 (1000 - 800)	0:57.94	0:44.63 [1]	0:34.10 [1]	0:23.47 [1]	0:12.14 [2]			
	(4)	Chelsea Baker	2.4L (+5)	0:34.10	800-600 (0:10.53)	(0:13.31)	(0:10.53)	(0:10.63)	(0:11.33)	(0:12.14)			
5	11	Overfull	0:58.12	0:23.88	71.2 (800-600)	0:58.12	0:44.63 [2]	0:34.24 [2]	0:23.45 [3]	0:11.94 [5]			
	(6)	Jag Guthmann-Chester	3.5L (+4)	0:34.24	800-600 (0:10.39)	(0:13.49)	(0:10.39)	(0:10.79)	(0:11.51)	(0:11.94)			
6	9	Tornado Express	0:58.39	0:24.20	70.9 (1000 - 800)	0:58.39	0:44.68 [5]	0:34.19 [5]	0:23.33 [6]	0:11.92 [6]			
	(5)	Sean Cormack	5.0L (+2)	0:34.20	800-600 (0:10.49)	(0:13.71)	(0:10.49)	(0:10.87)	(0:11.41)	(0:11.92)			

Scratched: Speedy One (#1), Mercian (#2), Lady Lucifer (#4), Mishani Ego (#5), Surprise Honey (#8), Isti Star (#12), Damiani (#13)

Report Created: Fri 22 May 2026

(Note: Races are conducted over an approximate distance as close as possible to the advertised distance, and recorded data may vary accordingly. Official times refer to race times only and do not include handicap times.)

[ ] Position in running at each section and finish    TAB# Saddle cloth number

Fastest split

:-:-- No data available at this section

BAR# Barrier/Gate Position

Fastest section

NA No data available

DNF Did not finish

DNT Did not track

DT-W Distance travelled compared to winner in metres

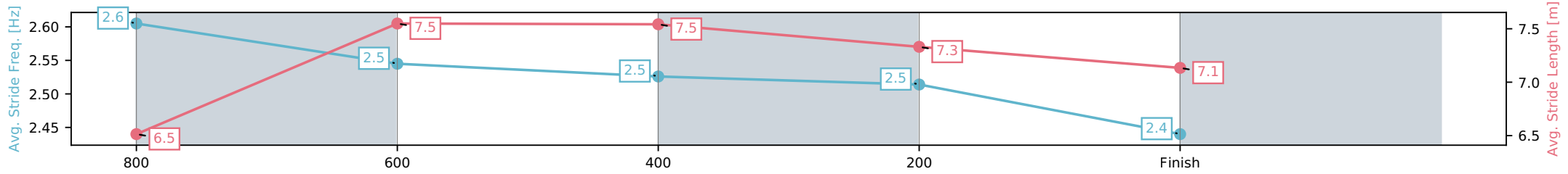
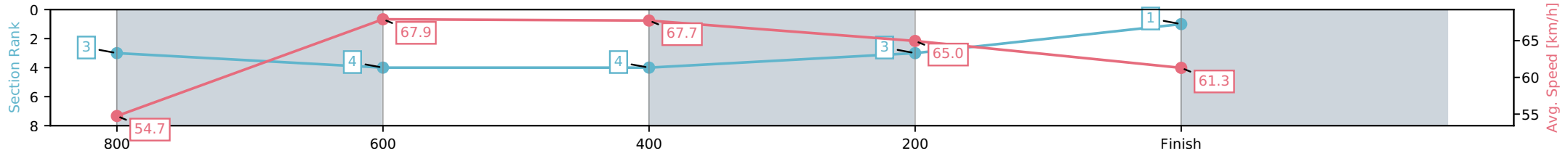
Horse/Jockey Name	Sunrise/Tommy Berry
Finish Rank	1
Fastest Section Time (Section)	0:10.61 (800-600)
Top Speed [km/h] (Section)	69.9 (1000 - 800)
Race State	Finished



Aquis Park Gold Coast QLD  
 Race 3: THE BEECHMONT HOTEL Class 4 Plate - 1000m  
 22 May 2026 - 6:30PM  
 Track Rating: Soft 6, Weather: Fine, Rail Position: +2m 900m-W/Post, True Remainder



Section	L1000	L800	L600	L400	L200
Section Times	0:57.53 (0:13.49)	0:44.04 [3] (0:10.61)	0:33.43 [4] (0:10.68)	0:22.75 [4] (0:11.13)	0:11.62 [3] (0:11.62)
Average Speed [km/h]	54.7	67.9	67.7	65.0	61.3
Top Speed [km/h]	69.9	69.6	68.7	66.5	63.0
Avg. Dist. to Rail [m]	9.4	0.6	1.0	4.4	5.5
Avg. Stride Freq. [Hz]	2.6	2.5	2.5	2.5	2.4
Avg. Stride Length [m]	6.5	7.5	7.5	7.3	7.1



[ ] Ranking at each section and finish  
 -.-.- No data available at this section  
 NA No data available

Horse/Jockey Name	Cindersea/Rachel King
Finish Rank	2
Fastest Section Time (Section)	0:10.36 (800-600)
Top Speed [km/h] (Section)	71.3 (800-600)
Race State	Finished



Aquis Park Gold Coast QLD

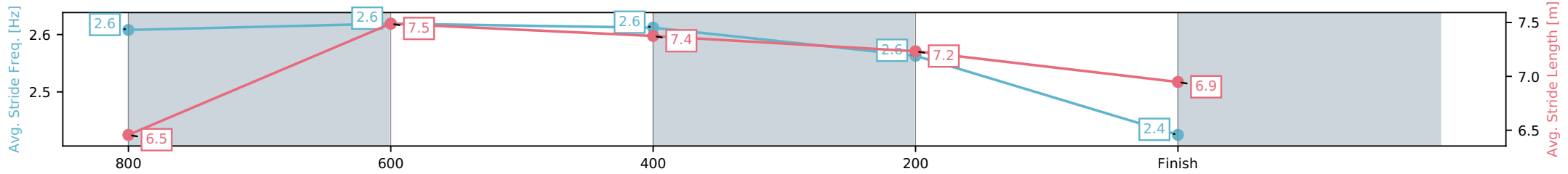
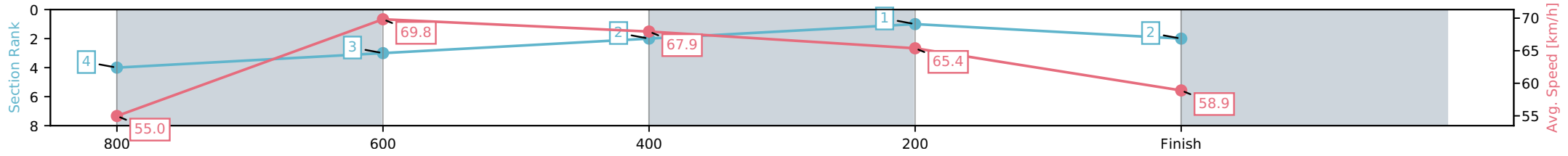
Race 3: THE BEECHMONT HOTEL Class 4 Plate - 1000m

22 May 2026 - 6:30PM

Track Rating: Soft 6, Weather: Fine, Rail Position: +2m 900m-W/Post, True Remainder



Section	L1000	L800	L600	L400	L200
Section Times	0:57.58 (0:13.54)	0:44.04 [4] (0:10.36)	0:33.68 [3] (0:10.70)	0:22.98 [2] (0:11.07)	0:11.91 [1] (0:11.91)
Average Speed [km/h]	55.0	69.8	67.9	65.4	58.9
Top Speed [km/h]	69.1	71.3	69.3	67.4	62.1
Avg. Dist. to Rail [m]	9.9	1.6	1.8	3.6	2.3
Avg. Stride Freq. [Hz]	2.6	2.6	2.6	2.6	2.4
Avg. Stride Length [m]	6.5	7.5	7.4	7.2	6.9



[ ] Ranking at each section and finish  
 -.-.- No data available at this section  
 NA No data available

Horse/Jockey Name	Braveheart/Ben Thompson
Finish Rank	3
Fastest Section Time (Section)	0:10.51 (600-400)
Top Speed [km/h] (Section)	69.8 (1000 - 800)
Race State	Finished



Aquis Park Gold Coast QLD

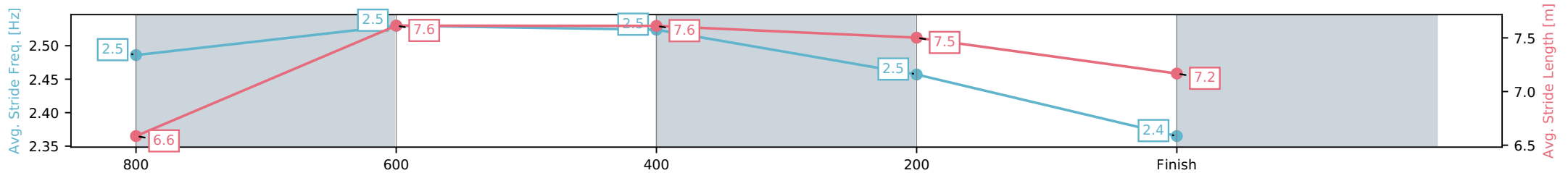
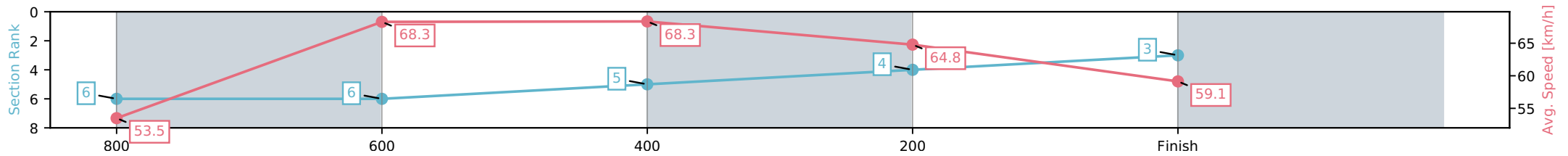
Race 3: THE BEECHMONT HOTEL Class 4 Plate - 1000m

22 May 2026 - 6:30PM

Track Rating: Soft 6, Weather: Fine, Rail Position: +2m 900m-W/Post, True Remainder



Section	L1000	L800	L600	L400	L200
Section Times	0:57.85 (0:13.78)	0:44.07 [6] (0:10.52)	0:33.56 [6] (0:10.51)	0:23.05 [5] (0:11.14)	0:11.90 [4] (0:11.90)
Average Speed [km/h]	53.5	68.3	68.3	64.8	59.1
Top Speed [km/h]	69.8	69.6	69.2	66.5	62.3
Avg. Dist. to Rail [m]	8.1	0.6	0.5	3.3	4.0
Avg. Stride Freq. [Hz]	2.5	2.5	2.5	2.5	2.4
Avg. Stride Length [m]	6.6	7.6	7.6	7.5	7.2



[ ] Ranking at each section and finish  
 -:-:- No data available at this section  
 NA No data available

Horse/Jockey Name	Moulin Miss/Chelsea Baker
Finish Rank	4
Fastest Section Time (Section)	0:10.53 (800-600)
Top Speed [km/h] (Section)	70.5 (1000 - 800)
Race State	Finished



Aquis Park Gold Coast QLD

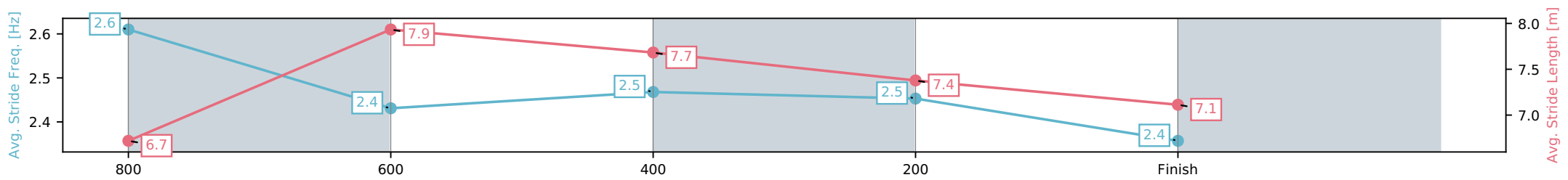
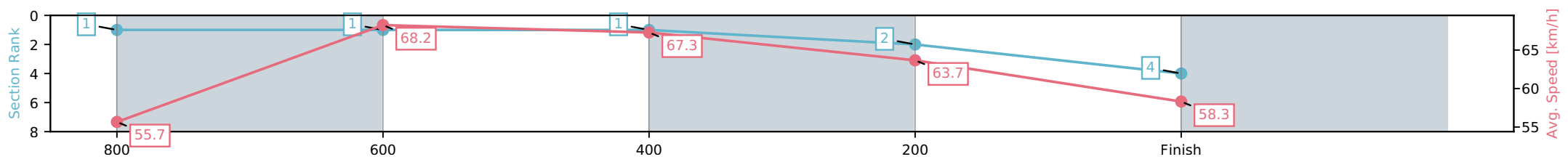
Race 3: THE BEECHMONT HOTEL Class 4 Plate - 1000m

22 May 2026 - 6:30PM

Track Rating: Soft 6, Weather: Fine, Rail Position: +2m 900m-W/Post, True Remainder



Section	L1000	L800	L600	L400	L200
Section Times	0:57.94 (0:13.31)	0:44.63 [1] (0:10.53)	0:34.10 [1] (0:10.63)	0:23.47 [1] (0:11.33)	0:12.14 [2] (0:12.14)
Average Speed [km/h]	55.7	68.2	67.3	63.7	58.3
Top Speed [km/h]	70.5	69.6	68.5	65.8	61.1
Avg. Dist. to Rail [m]	12.1	0.6	1.6	2.4	3.3
Avg. Stride Freq. [Hz]	2.6	2.4	2.5	2.5	2.4
Avg. Stride Length [m]	6.7	7.9	7.7	7.4	7.1



[ ] Ranking at each section and finish  
 -:-:- No data available at this section  
 NA No data available

Horse/Jockey Name	Overfull/Jag Guthmann-Chester
Finish Rank	5
Fastest Section Time (Section)	0:10.39 (800-600)
Top Speed [km/h] (Section)	71.2 (800-600)
Race State	Finished



Aquis Park Gold Coast QLD

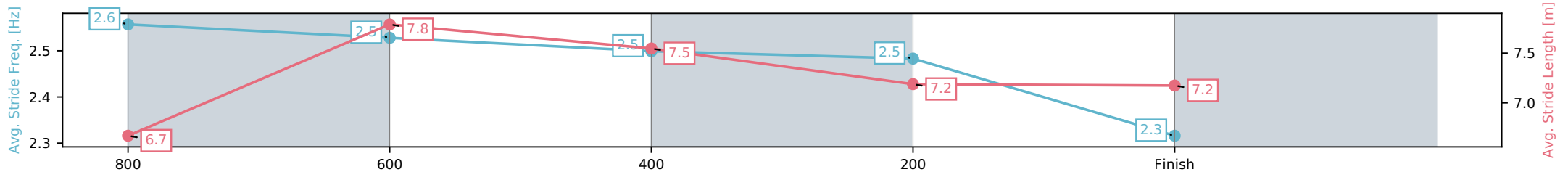
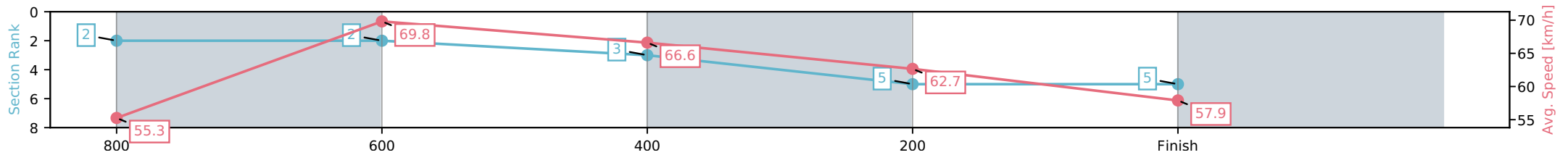
Race 3: THE BEECHMONT HOTEL Class 4 Plate - 1000m

22 May 2026 - 6:30PM

Track Rating: Soft 6, Weather: Fine, Rail Position: +2m 900m-W/Post, True Remainder



Section	L1000	L800	L600	L400	L200
Section Times	0:58.12 (0:13.49)	0:44.63 [2] (0:10.39)	0:34.24 [2] (0:10.79)	0:23.45 [3] (0:11.51)	0:11.94 [5] (0:11.94)
Average Speed [km/h]	55.3	69.8	66.6	62.7	57.9
Top Speed [km/h]	71.1	71.2	68.4	64.6	61.1
Avg. Dist. to Rail [m]	14.4	2.1	0.5	3.7	9.2
Avg. Stride Freq. [Hz]	2.6	2.5	2.5	2.5	2.3
Avg. Stride Length [m]	6.7	7.8	7.5	7.2	7.2



- [ ] Ranking at each section and finish
- :-:- No data available at this section
- NA No data available

Horse/Jockey Name	Tornado Express/Sean Cormack
Finish Rank	6
Fastest Section Time (Section)	0:10.49 (800-600)
Top Speed [km/h] (Section)	70.9 (1000 - 800)
Race State	Finished



Aquis Park Gold Coast QLD

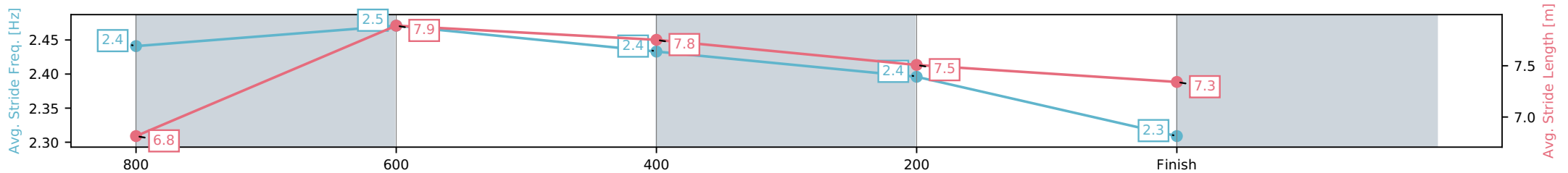
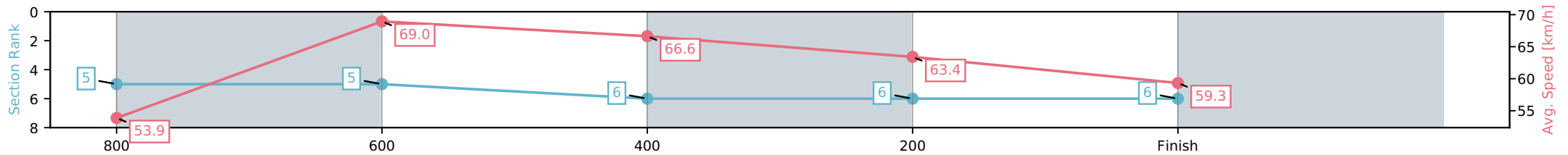
Race 3: THE BEECHMONT HOTEL Class 4 Plate - 1000m

22 May 2026 - 6:30PM

Track Rating: Soft 6, Weather: Fine, Rail Position: +2m 900m-W/Post, True Remainder



Section	L1000	L800	L600	L400	L200
Section Times	0:58.39 (0:13.71)	0:44.68 [5] (0:10.49)	0:34.19 [5] (0:10.87)	0:23.33 [6] (0:11.41)	0:11.92 [6] (0:11.92)
Average Speed [km/h]	53.9	69.0	66.6	63.4	59.3
Top Speed [km/h]	70.9	70.0	68.2	64.9	61.6
Avg. Dist. to Rail [m]	11.7	1.3	1.0	5.6	6.5
Avg. Stride Freq. [Hz]	2.4	2.5	2.4	2.4	2.3
Avg. Stride Length [m]	6.8	7.9	7.8	7.5	7.3



- [ ] Ranking at each section and finish
- :-:- No data available at this section
- NA No data available





**Aquis Park Gold Coast QLD -**  
**Race 4: THIRSTY CAMEL Class 1 Handicap - 1300m**  
 22 May 2026 - 7:00PM



Track Rating: Soft 6, Weather: Fine, Rail Position: +2m 900m-W/Post, True Remainder

Field Times (Race Tempo)                      1:18.21    1:09.76    0:58.58    0:46.71    0:34.83    0:22.98    0:11.61  
 (0:08.45)    (0:11.18)    (0:11.86)    (0:11.89)    (0:11.85)    (0:11.37)    (0:11.61)

Rank	TAB#	Horse	Overall Time	First 400m	Top Speed km/h (Section)	L1300	L1200	L1000	L800	L600	L400	L200	
	(BAR#)	Jockey	Margin (DT-W)	Last 600m	Fastest Section (Time)	Start - 1200	1200 - 1000	1000 - 800	800 - 600	600 - 400	400 - 200	200 - Finish	
11	11	Chayse 'N' Bodhi	1:20.09	0:26.58	66.0 (1200-1000)	1:20.09	1:10.93 [14]	0:59.55 [15]	0:47.26 [16]	0:34.98 [16]	0:23.38 [16]	0:11.74 [14]	
	(12)	Chelsea Baker	11.1L (+1)	0:34.98	1200-1000 (0:11.38)	(0:09.16)	(0:11.38)	(0:12.29)	(0:12.28)	(0:11.60)	(0:11.64)	(0:11.74)	
12	20	Zouslayer	1:20.26	0:26.48	66.2 (1200-1000)	1:20.26	1:10.86 [16]	0:59.65 [16]	0:47.74 [14]	0:35.54 [13]	0:23.78 [15]	0:11.88 [15]	
	(16)	Girish Goomany	12.1L (-3)	0:35.54	1200-1000 (0:11.21)	(0:09.40)	(0:11.21)	(0:11.91)	(0:12.20)	(0:11.76)	(0:11.90)	(0:11.88)	
13	21	Britannia Rose	1:20.65	0:26.57	66.0 (1200-1000)	1:20.65	1:11.54 [12]	1:00.14 [14]	0:47.92 [15]	0:35.84 [15]	0:24.19 [14]	0:12.41 [13]	
	(14)	Daniel Moor	14.4L (+5)	0:35.84	1200-1000 (0:11.40)	(0:09.11)	(0:11.40)	(0:12.22)	(0:12.08)	(0:11.65)	(0:11.78)	(0:12.41)	
14	8	Sea Warning	1:20.68	0:25.74	65.9 (1200-1000)	1:20.68	1:12.03 [3]	1:00.83 [3]	0:48.90 [4]	0:36.82 [5]	0:24.80 [7]	0:12.54 [12]	
	(15)	Nozi Tomizawa	14.5L (+5)	0:36.83	1200-1000 (0:11.20)	(0:08.65)	(0:11.20)	(0:11.93)	(0:12.07)	(0:12.02)	(0:12.27)	(0:12.54)	
15	17	Port River Billie	1:20.72	0:26.15	64.0 (1200-1000)	1:20.72	1:11.93 [6]	1:00.52 [8]	0:48.56 [8]	0:36.48 [9]	0:24.32 [13]	0:12.04 [16]	
	(1)	Leah Martyn	14.8L (+3)	0:36.48	1200-1000 (0:11.41)	(0:08.79)	(0:11.41)	(0:11.96)	(0:12.08)	(0:12.16)	(0:12.28)	(0:12.04)	
16	18	What Did You Say	1:21.46	0:25.82	65.3 (1200-1000)	1:21.46	1:12.79 [4]	1:01.52 [5]	0:49.65 [5]	0:37.72 [4]	0:25.94 [4]	0:13.86 [7]	
	(4)	Rachel King	19.2L (-1)	0:37.73	1200-1000 (0:11.27)	(0:08.67)	(0:11.27)	(0:11.87)	(0:11.92)	(0:11.79)	(0:12.08)	(0:13.86)	

Scratched: Kundabung (#1), Automne Tree (#2), Riez Souvent (#4), Adranos (#5), Chicago King (#6), Paparacha (#22), Final Voyage (#23), Private Showtime (#24)

Report Created: Fri 22 May 2026

(Note: Races are conducted over an approximate distance as close as possible to the advertised distance, and recorded data may vary accordingly. Official times refer to race times only and do not include handicap times.)

[ ] Position in running at each section and finish    TAB# Saddle cloth number  
 -:-:- No data available at this section                      BAR# Barrier/Gate Position  
 NA No data available    DNF Did not finish  
 DNT Did not track    DT-W Distance travelled compared to winner in metres

Fastest split  
 Fastest section

data processed by **TRIPLESDATA**

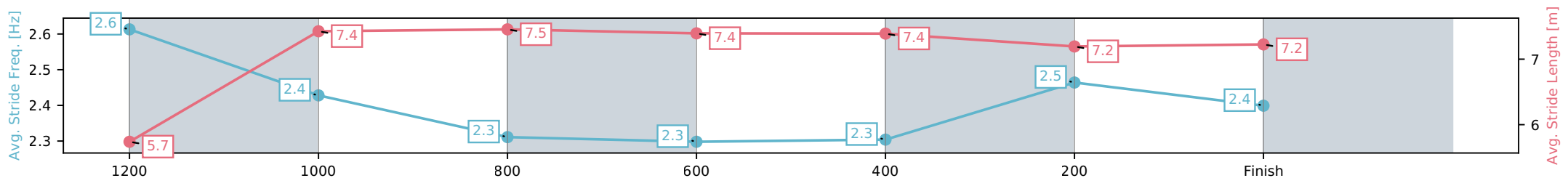
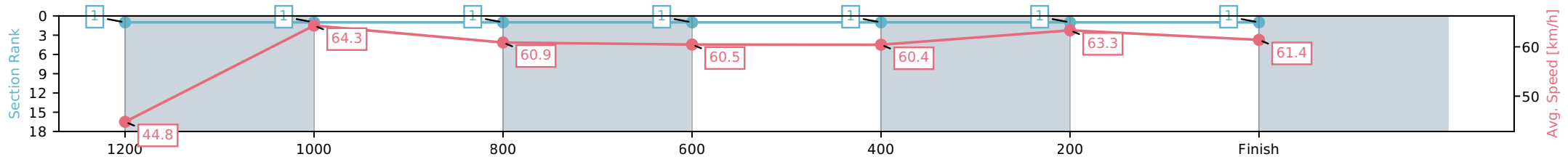
Horse/Jockey Name	Hellarious/Mark Du Plessis
Finish Rank	1
Fastest Section Time (Section)	0:11.18 (1200-1000)
Top Speed [km/h] (Section)	65.4 (1200-1000)
Race State	Finished



Aquis Park Gold Coast QLD  
 Race 4: THIRSTY CAMEL Class 1 Handicap - 1300m  
 22 May 2026 - 7:00PM  
 Track Rating: Soft 6, Weather: Fine, Rail Position: +2m 900m-W/Post, True Remainder



Section	L1300	L1200	L1000	L800	L600	L400	L200
Section Times	1:18.21 (0:08.45)	1:09.76 [1] (0:11.18)	0:58.58 [1] (0:11.86)	0:46.71 [1] (0:11.89)	0:34.83 [1] (0:11.85)	0:22.98 [1] (0:11.37)	0:11.61 [1] (0:11.61)
Average Speed [km/h]	44.8	64.3	60.9	60.5	60.4	63.3	61.4
Top Speed [km/h]	63.3	65.4	63.2	60.9	61.0	64.9	63.1
Avg. Dist. to Rail [m]	8.1	2.6	0.5	0.6	0.9	0.4	0.5
Avg. Stride Freq. [Hz]	2.6	2.4	2.3	2.3	2.3	2.5	2.4
Avg. Stride Length [m]	5.7	7.4	7.5	7.4	7.4	7.2	7.2



[ ] Ranking at each section and finish  
 -:-:- No data available at this section  
 NA No data available

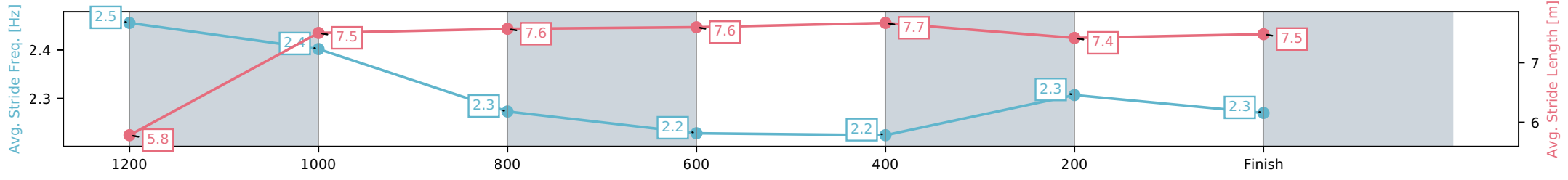
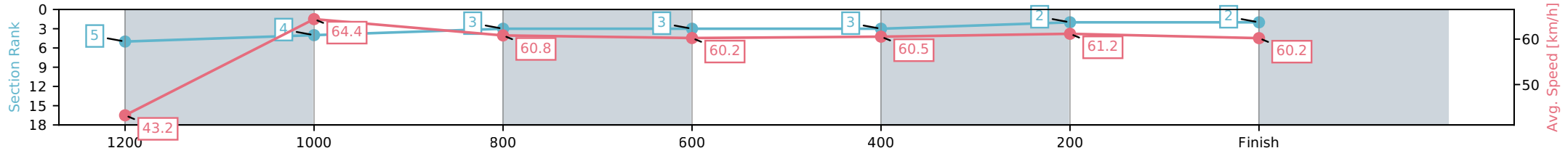
Horse/Jockey Name	Cyber City/Georgina Cartwright
Finish Rank	2
Fastest Section Time (Section)	0:11.18 (1200-1000)
Top Speed [km/h] (Section)	65.1 (1200-1000)
Race State	Finished



Aquis Park Gold Coast QLD  
 Race 4: THIRSTY CAMEL Class 1 Handicap - 1300m  
 22 May 2026 - 7:00PM  
 Track Rating: Soft 6, Weather: Fine, Rail Position: +2m 900m-W/Post, True Remainder



Section	L1300	L1200	L1000	L800	L600	L400	L200
Section Times	1:18.89 (0:08.70)	1:10.19 [5] (0:11.18)	0:59.01 [4] (0:11.82)	0:47.19 [3] (0:11.93)	0:35.25 [3] (0:11.81)	0:23.44 [3] (0:11.76)	0:11.68 [2] (0:11.68)
Average Speed [km/h]	43.2	64.4	60.8	60.2	60.5	61.2	60.2
Top Speed [km/h]	61.8	65.1	63.0	61.1	61.3	62.1	61.2
Avg. Dist. to Rail [m]	3.4	0.9	0.8	0.6	1.2	0.6	0.7
Avg. Stride Freq. [Hz]	2.5	2.4	2.3	2.2	2.2	2.3	2.3
Avg. Stride Length [m]	5.8	7.5	7.6	7.6	7.7	7.4	7.5



[ ] Ranking at each section and finish  
 -:-:- No data available at this section  
 NA No data available

Horse/Jockey Name	Rewrite/Jamie Melham
Finish Rank	3
Fastest Section Time (Section)	0:11.32 (1200-1000)
Top Speed [km/h] (Section)	64.8 (1200-1000)
Race State	Finished



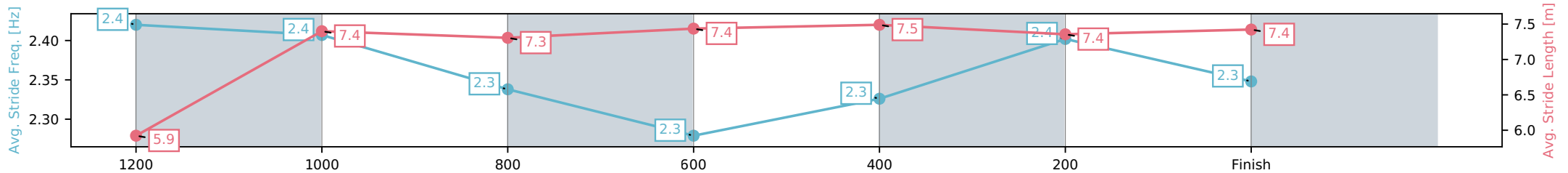
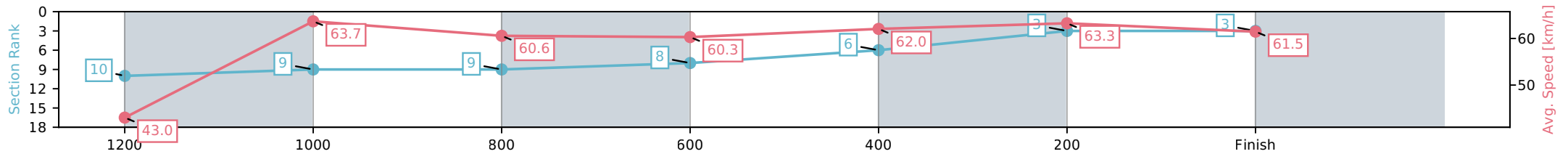
Aquis Park Gold Coast QLD  
Race 4: THIRSTY CAMEL Class 1 Handicap - 1300m

22 May 2026 - 7:00PM

Track Rating: Soft 6, Weather: Fine, Rail Position: +2m 900m-W/Post, True Remainder



Section	L1300	L1200	L1000	L800	L600	L400	L200
Section Times	1:18.92 (0:08.93)	1:09.99 [10] (0:11.32)	0:58.68 [9] (0:12.02)	0:46.66 [9] (0:11.95)	0:34.71 [8] (0:11.66)	0:23.05 [6] (0:11.45)	0:11.61 [3] (0:11.61)
Average Speed [km/h]	43.0	63.7	60.6	60.3	62.0	63.3	61.5
Top Speed [km/h]	61.1	64.8	62.4	62.0	62.7	64.5	63.7
Avg. Dist. to Rail [m]	12.2	4.0	2.0	0.5	1.2	5.5	5.6
Avg. Stride Freq. [Hz]	2.4	2.4	2.3	2.3	2.3	2.4	2.3
Avg. Stride Length [m]	5.9	7.4	7.3	7.4	7.5	7.4	7.4



- [ ] Ranking at each section and finish
- :-:- No data available at this section
- NA No data available

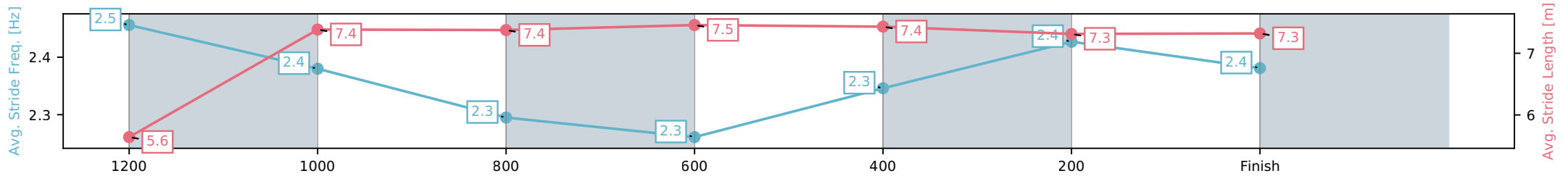
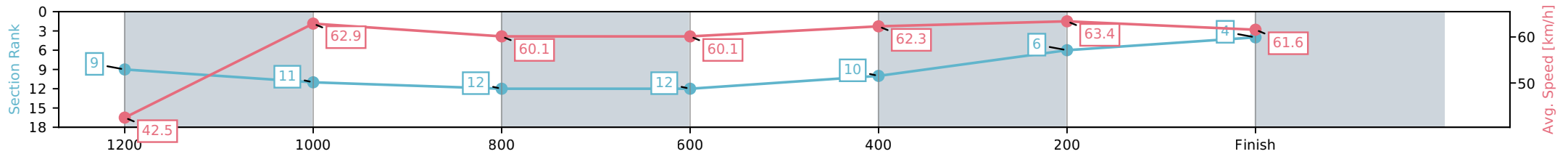
Horse/Jockey Name	Flaxlands/Jaden Lloyd
Finish Rank	4
Fastest Section Time (Section)	0:11.43 (400-200)
Top Speed [km/h] (Section)	64.6 (400-200)
Race State	Finished



Aquis Park Gold Coast QLD  
 Race 4: THIRSTY CAMEL Class 1 Handicap - 1300m  
 22 May 2026 - 7:00PM  
 Track Rating: Soft 6, Weather: Fine, Rail Position: +2m 900m-W/Post, True Remainder



Section	L1300	L1200	L1000	L800	L600	L400	L200
Section Times	1:19.14 (0:08.88)	1:10.26 [9] (0:11.45)	0:58.81 [11] (0:12.13)	0:46.68 [12] (0:12.07)	0:34.60 [12] (0:11.63)	0:22.98 [10] (0:11.43)	0:11.54 [6] (0:11.54)
Average Speed [km/h]	42.5	62.9	60.1	60.1	62.3	63.4	61.6
Top Speed [km/h]	60.5	64.4	62.1	61.3	63.0	64.6	63.1
Avg. Dist. to Rail [m]	8.2	2.7	2.4	2.0	1.2	6.7	6.8
Avg. Stride Freq. [Hz]	2.5	2.4	2.3	2.3	2.3	2.4	2.4
Avg. Stride Length [m]	5.6	7.4	7.4	7.5	7.4	7.3	7.3



- [ ] Ranking at each section and finish
- :-:- No data available at this section
- NA No data available

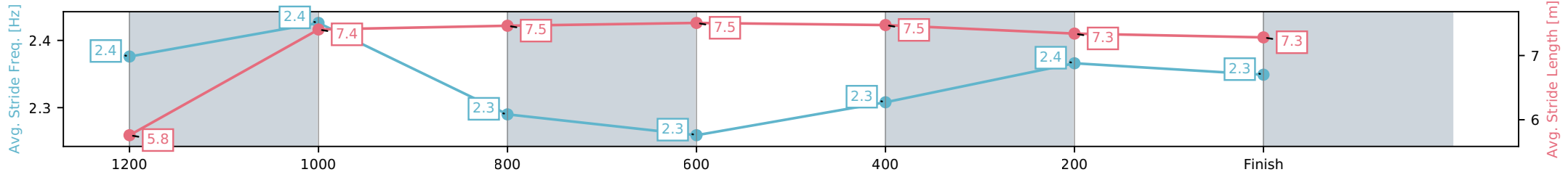
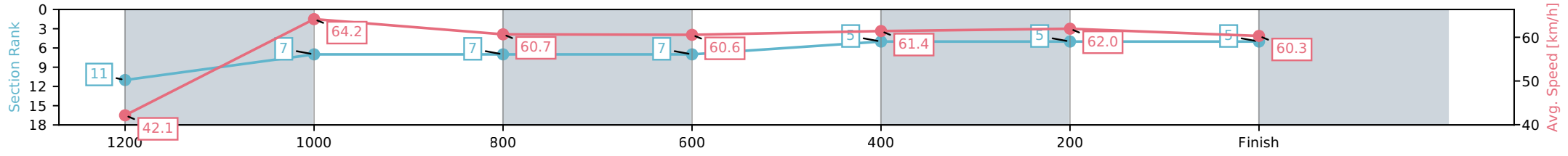
Horse/Jockey Name	Immediate/Tommy Berry
Finish Rank	5
Fastest Section Time (Section)	0:11.22 (1200-1000)
Top Speed [km/h] (Section)	65.5 (1200-1000)
Race State	Finished



Aquis Park Gold Coast QLD  
 Race 4: THIRSTY CAMEL Class 1 Handicap - 1300m  
 22 May 2026 - 7:00PM  
 Track Rating: Soft 6, Weather: Fine, Rail Position: +2m 900m-W/Post, True Remainder



Section	L1300	L1200	L1000	L800	L600	L400	L200
Section Times	1:19.20 (0:08.96)	1:10.24 [11] (0:11.22)	0:59.02 [7] (0:11.93)	0:47.08 [7] (0:11.91)	0:35.18 [7] (0:11.72)	0:23.45 [5] (0:11.66)	0:11.79 [5] (0:11.79)
Average Speed [km/h]	42.1	64.2	60.7	60.6	61.4	62.0	60.3
Top Speed [km/h]	61.5	65.5	61.4	61.2	61.7	62.6	62.1
Avg. Dist. to Rail [m]	4.0	1.5	1.1	0.6	0.4	3.9	3.9
Avg. Stride Freq. [Hz]	2.4	2.4	2.3	2.3	2.3	2.4	2.3
Avg. Stride Length [m]	5.8	7.4	7.5	7.5	7.5	7.3	7.3



[ ] Ranking at each section and finish  
 -:-:- No data available at this section  
 NA No data available

Horse/Jockey Name	Ninjask/Jag Guthmann-Chester
Finish Rank	6
Fastest Section Time (Section)	0:11.35 (1200-1000)
Top Speed [km/h] (Section)	65.0 (1200-1000)
Race State	Finished



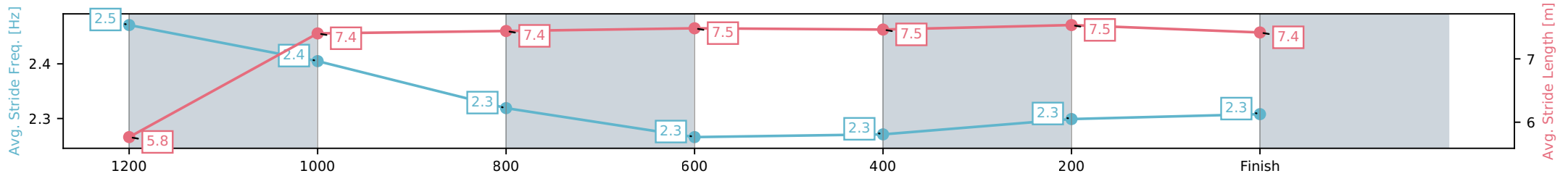
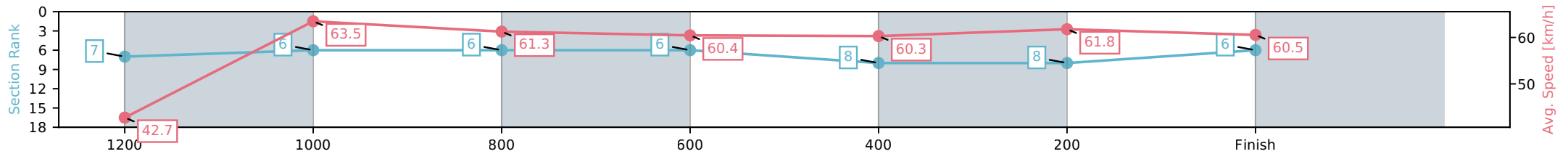
Aquis Park Gold Coast QLD  
Race 4: THIRSTY CAMEL Class 1 Handicap - 1300m

22 May 2026 - 7:00PM

Track Rating: Soft 6, Weather: Fine, Rail Position: +2m 900m-W/Post, True Remainder



Section	L1300	L1200	L1000	L800	L600	L400	L200
Section Times	1:19.40 (0:08.80)	1:10.60 [7] (0:11.35)	0:59.24 [6] (0:11.84)	0:47.41 [6] (0:11.96)	0:35.44 [6] (0:12.00)	0:23.44 [8] (0:11.70)	0:11.74 [8] (0:11.74)
Average Speed [km/h]	42.7	63.5	61.3	60.4	60.3	61.8	60.5
Top Speed [km/h]	62.8	65.0	62.4	61.8	62.1	62.9	61.4
Avg. Dist. to Rail [m]	6.5	2.7	1.4	1.1	1.0	4.2	6.1
Avg. Stride Freq. [Hz]	2.5	2.4	2.3	2.3	2.3	2.3	2.3
Avg. Stride Length [m]	5.8	7.4	7.4	7.5	7.5	7.5	7.4



[ ] Ranking at each section and finish  
 -:-:- No data available at this section  
 NA No data available

Horse/Jockey Name	Estee Emm/Cejay Graham
Finish Rank	7
Fastest Section Time (Section)	0:11.29 (1200-1000)
Top Speed [km/h] (Section)	64.4 (1200-1000)
Race State	Finished



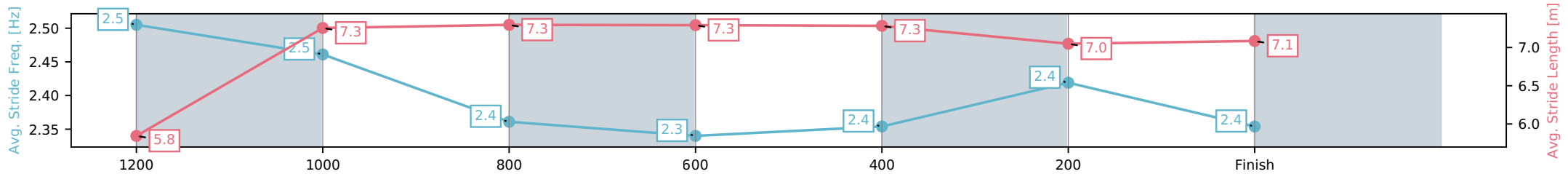
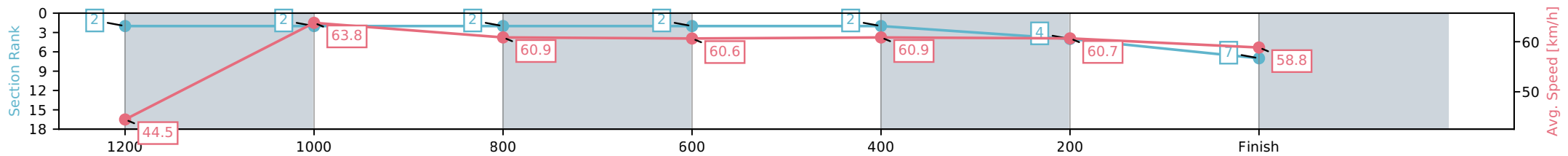
Aquis Park Gold Coast QLD  
Race 4: THIRSTY CAMEL Class 1 Handicap - 1300m



22 May 2026 - 7:00PM

Track Rating: Soft 6, Weather: Fine, Rail Position: +2m 900m-W/Post, True Remainder

Section	L1300	L1200	L1000	L800	L600	L400	L200
Section Times	1:19.46 (0:08.48)	1:10.98 [2] (0:11.29)	0:59.69 [2] (0:11.92)	0:47.77 [2] (0:11.91)	0:35.86 [2] (0:11.82)	0:24.04 [2] (0:11.92)	0:12.13 [4] (0:12.13)
Average Speed [km/h]	44.5	63.8	60.9	60.6	60.9	60.7	58.8
Top Speed [km/h]	62.0	64.4	62.5	61.9	62.2	61.5	60.2
Avg. Dist. to Rail [m]	9.7	4.2	1.3	0.8	0.5	3.5	4.5
Avg. Stride Freq. [Hz]	2.5	2.5	2.4	2.3	2.4	2.4	2.4
Avg. Stride Length [m]	5.8	7.3	7.3	7.3	7.3	7.0	7.1



[ ] Ranking at each section and finish  
 -:-:- No data available at this section  
 NA No data available

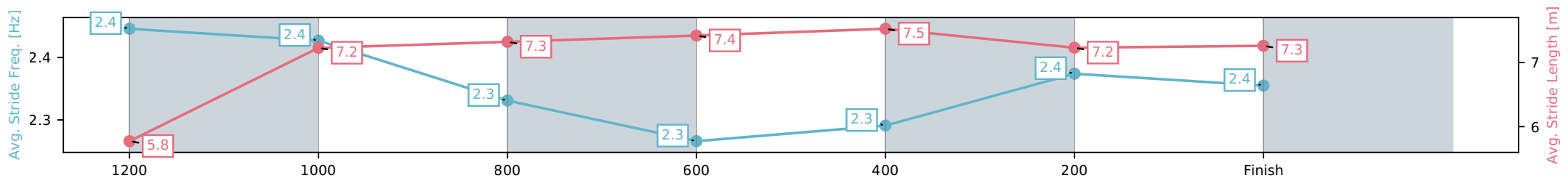
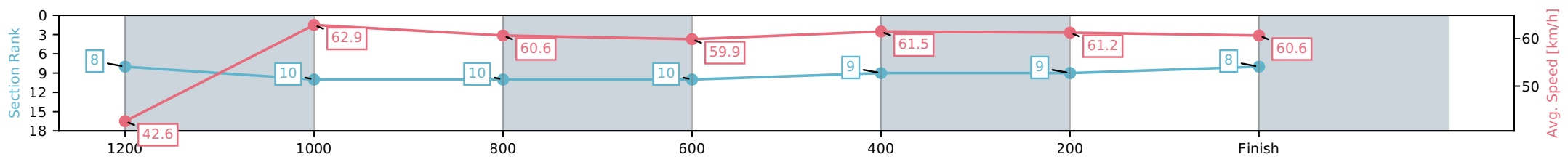
Horse/Jockey Name	Some Style/Ben Thompson
Finish Rank	8
Fastest Section Time (Section)	0:11.46 (1200-1000)
Top Speed [km/h] (Section)	63.8 (1200-1000)
Race State	Finished



Aquis Park Gold Coast QLD  
 Race 4: THIRSTY CAMEL Class 1 Handicap - 1300m  
 22 May 2026 - 7:00PM  
 Track Rating: Soft 6, Weather: Fine, Rail Position: +2m 900m-W/Post, True Remainder



Section	L1300	L1200	L1000	L800	L600	L400	L200
Section Times	1:19.48 (0:08.86)	1:10.62 [8] (0:11.46)	0:59.16 [10] (0:11.97)	0:47.19 [10] (0:12.03)	0:35.15 [10] (0:11.67)	0:23.48 [9] (0:11.76)	0:11.72 [9] (0:11.72)
Average Speed [km/h]	42.6	62.9	60.6	59.9	61.5	61.2	60.6
Top Speed [km/h]	59.1	63.8	61.2	61.1	62.0	62.0	61.6
Avg. Dist. to Rail [m]	5.7	2.2	1.5	0.4	0.6	0.6	0.2
Avg. Stride Freq. [Hz]	2.4	2.4	2.3	2.3	2.3	2.4	2.4
Avg. Stride Length [m]	5.8	7.2	7.3	7.4	7.5	7.2	7.3



[ ] Ranking at each section and finish  
 -:-:- No data available at this section  
 NA No data available

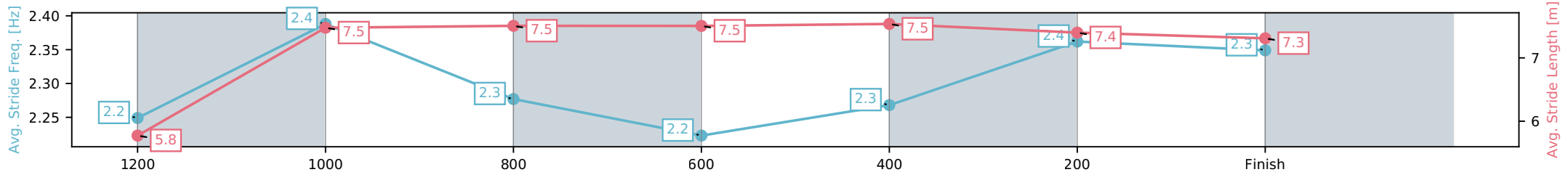
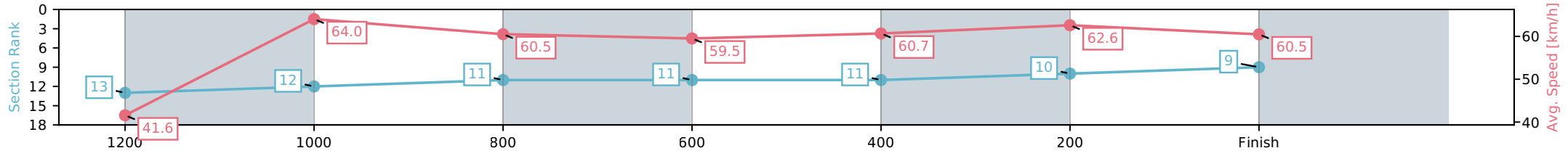
Horse/Jockey Name	Shamouti/Fred Larson
Finish Rank	9
Fastest Section Time (Section)	0:11.26 (1200-1000)
Top Speed [km/h] (Section)	67.1 (1200-1000)
Race State	Finished



Aquis Park Gold Coast QLD  
 Race 4: THIRSTY CAMEL Class 1 Handicap - 1300m  
 22 May 2026 - 7:00PM  
 Track Rating: Soft 6, Weather: Fine, Rail Position: +2m 900m-W/Post, True Remainder



Section	L1300	L1200	L1000	L800	L600	L400	L200
Section Times	1:19.55 (0:09.12)	1:10.43 [13] (0:11.26)	0:59.17 [12] (0:11.92)	0:47.25 [11] (0:12.11)	0:35.14 [11] (0:11.85)	0:23.29 [11] (0:11.54)	0:11.74 [10] (0:11.74)
Average Speed [km/h]	41.6	64.0	60.5	59.5	60.7	62.6	60.5
Top Speed [km/h]	60.2	67.1	62.0	61.0	62.7	64.2	62.3
Avg. Dist. to Rail [m]	9.4	0.9	0.6	0.5	0.5	3.6	3.7
Avg. Stride Freq. [Hz]	2.2	2.4	2.3	2.2	2.3	2.4	2.3
Avg. Stride Length [m]	5.8	7.5	7.5	7.5	7.5	7.4	7.3



[ ] Ranking at each section and finish  
 -:-:- No data available at this section  
 NA No data available

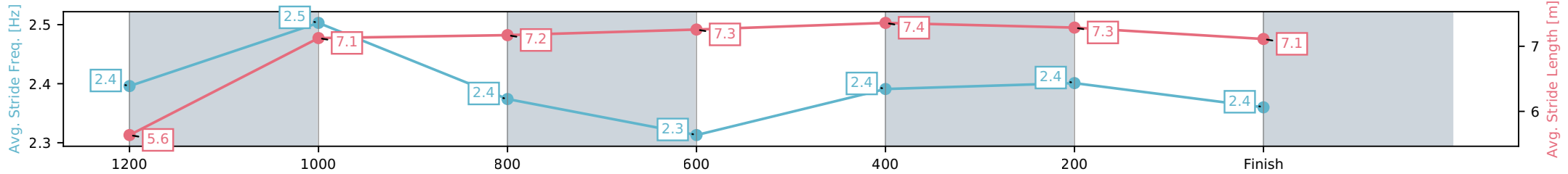
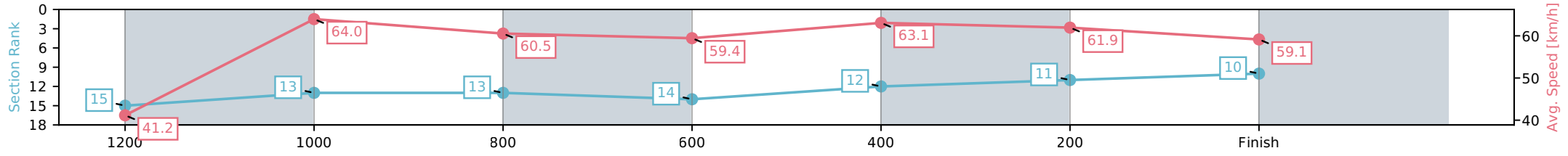
Horse/Jockey Name	Jupiter Hills/Robbie Dolan
Finish Rank	10
Fastest Section Time (Section)	0:11.26 (1200-1000)
Top Speed [km/h] (Section)	65.8 (1200-1000)
Race State	Finished



Aquis Park Gold Coast QLD  
 Race 4: THIRSTY CAMEL Class 1 Handicap - 1300m  
 22 May 2026 - 7:00PM  
 Track Rating: Soft 6, Weather: Fine, Rail Position: +2m 900m-W/Post, True Remainder



Section	L1300	L1200	L1000	L800	L600	L400	L200
Section Times	1:20.06 (0:09.23)	1:10.83 [15] (0:11.26)	0:59.57 [13] (0:12.01)	0:47.55 [13] (0:12.23)	0:35.33 [14] (0:11.56)	0:23.77 [12] (0:11.71)	0:12.06 [11] (0:12.06)
Average Speed [km/h]	41.2	64.0	60.5	59.4	63.1	61.9	59.1
Top Speed [km/h]	60.4	65.8	62.2	62.0	64.2	63.0	61.1
Avg. Dist. to Rail [m]	10.7	1.4	2.0	2.3	2.3	6.4	7.7
Avg. Stride Freq. [Hz]	2.4	2.5	2.4	2.3	2.4	2.4	2.4
Avg. Stride Length [m]	5.6	7.1	7.2	7.3	7.4	7.3	7.1



[ ] Ranking at each section and finish  
 -:-:- No data available at this section  
 NA No data available

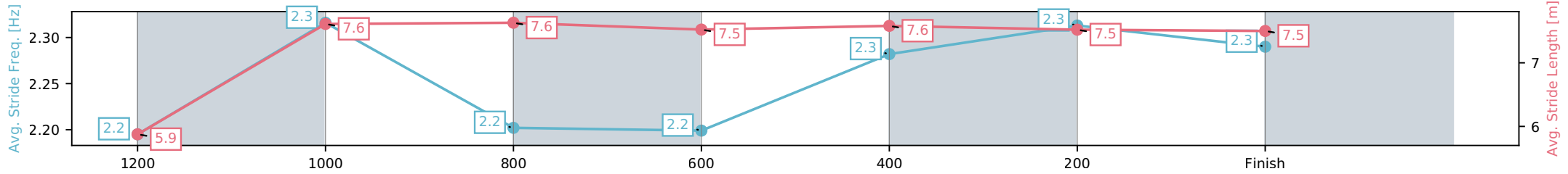
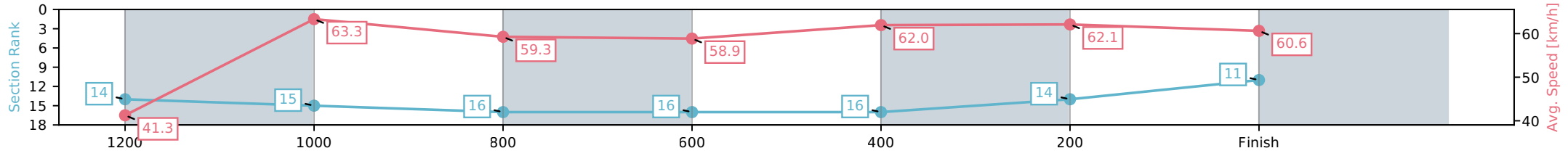
Horse/Jockey Name	Chayse 'N' Bodhi/Chelsea Baker
Finish Rank	11
Fastest Section Time (Section)	0:11.38 (1200-1000)
Top Speed [km/h] (Section)	66.0 (1200-1000)
Race State	Finished



Aquis Park Gold Coast QLD  
 Race 4: THIRSTY CAMEL Class 1 Handicap - 1300m  
 22 May 2026 - 7:00PM  
 Track Rating: Soft 6, Weather: Fine, Rail Position: +2m 900m-W/Post, True Remainder



Section	L1300	L1200	L1000	L800	L600	L400	L200
Section Times	1:20.09 (0:09.16)	1:10.93 [14] (0:11.38)	0:59.55 [15] (0:12.29)	0:47.26 [16] (0:12.28)	0:34.98 [16] (0:11.60)	0:23.38 [16] (0:11.64)	0:11.74 [14] (0:11.74)
Average Speed [km/h]	41.3	63.3	59.3	58.9	62.0	62.1	60.6
Top Speed [km/h]	58.6	66.0	61.3	59.9	63.2	62.5	62.2
Avg. Dist. to Rail [m]	11.8	2.7	2.2	0.8	0.6	4.5	4.9
Avg. Stride Freq. [Hz]	2.2	2.3	2.2	2.2	2.3	2.3	2.3
Avg. Stride Length [m]	5.9	7.6	7.6	7.5	7.6	7.5	7.5



[ ] Ranking at each section and finish  
 -:-:- No data available at this section  
 NA No data available

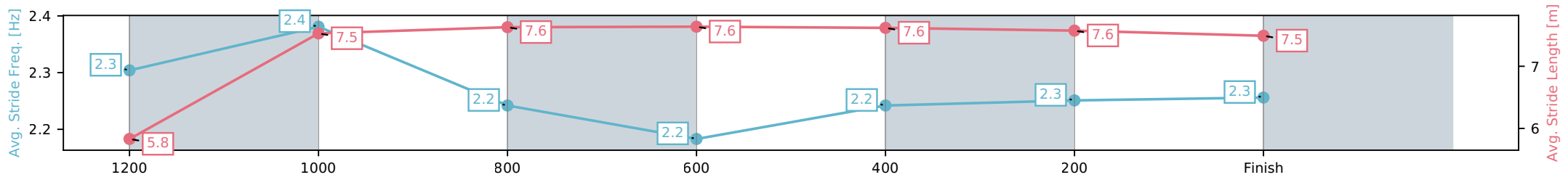
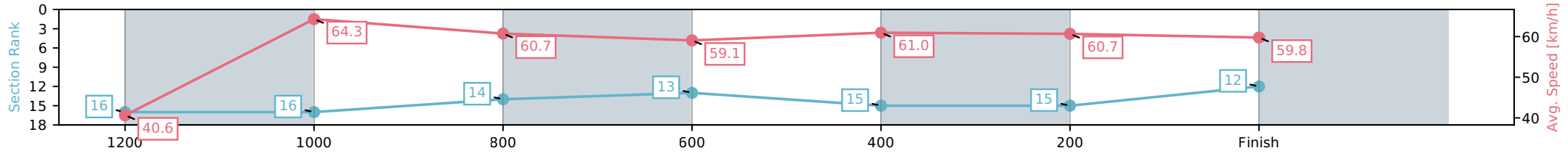
Horse/Jockey Name	Zouslayer/Girish Goomany
Finish Rank	12
Fastest Section Time (Section)	0:11.21 (1200-1000)
Top Speed [km/h] (Section)	66.2 (1200-1000)
Race State	Finished



Aquis Park Gold Coast QLD  
 Race 4: THIRSTY CAMEL Class 1 Handicap - 1300m  
 22 May 2026 - 7:00PM  
 Track Rating: Soft 6, Weather: Fine, Rail Position: +2m 900m-W/Post, True Remainder



Section	L1300	L1200	L1000	L800	L600	L400	L200
Section Times	1:20.26 (0:09.40)	1:10.86 [16] (0:11.21)	0:59.65 [16] (0:11.91)	0:47.74 [14] (0:12.20)	0:35.54 [13] (0:11.76)	0:23.78 [15] (0:11.90)	0:11.88 [15] (0:11.88)
Average Speed [km/h]	40.6	64.3	60.7	59.1	61.0	60.7	59.8
Top Speed [km/h]	60.3	66.2	62.4	61.4	61.7	61.3	61.0
Avg. Dist. to Rail [m]	12.9	0.6	1.0	0.4	0.7	3.3	2.4
Avg. Stride Freq. [Hz]	2.3	2.4	2.2	2.2	2.2	2.3	2.3
Avg. Stride Length [m]	5.8	7.5	7.6	7.6	7.6	7.6	7.5



[ ] Ranking at each section and finish  
 -:-:- No data available at this section  
 NA No data available

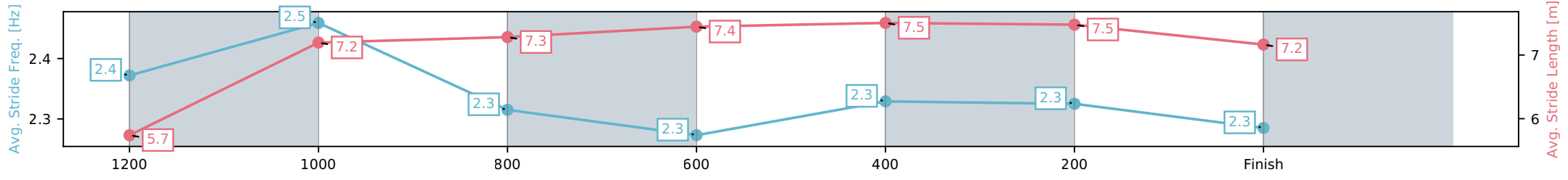
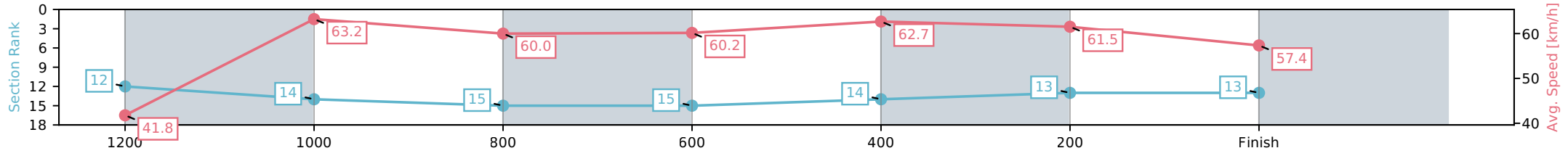
Horse/Jockey Name	Britannia Rose/Daniel Moor
Finish Rank	13
Fastest Section Time (Section)	0:11.40 (1200-1000)
Top Speed [km/h] (Section)	66.0 (1200-1000)
Race State	Finished



Aquis Park Gold Coast QLD  
 Race 4: THIRSTY CAMEL Class 1 Handicap - 1300m  
 22 May 2026 - 7:00PM  
 Track Rating: Soft 6, Weather: Fine, Rail Position: +2m 900m-W/Post, True Remainder



Section	L1300	L1200	L1000	L800	L600	L400	L200
Section Times	1:20.65 (0:09.11)	1:11.54 [12] (0:11.40)	1:00.14 [14] (0:12.22)	0:47.92 [15] (0:12.08)	0:35.84 [15] (0:11.65)	0:24.19 [14] (0:11.78)	0:12.41 [13] (0:12.41)
Average Speed [km/h]	41.8	63.2	60.0	60.2	62.7	61.5	57.4
Top Speed [km/h]	59.5	66.0	60.9	61.7	64.3	63.1	59.7
Avg. Dist. to Rail [m]	13.8	4.6	3.3	2.6	2.3	6.5	8.7
Avg. Stride Freq. [Hz]	2.4	2.5	2.3	2.3	2.3	2.3	2.3
Avg. Stride Length [m]	5.7	7.2	7.3	7.4	7.5	7.5	7.2



[ ] Ranking at each section and finish  
 -:-:- No data available at this section  
 NA No data available

Horse/Jockey Name	Sea Warning/Nozi Tomizawa
Finish Rank	14
Fastest Section Time (Section)	0:11.20 (1200-1000)
Top Speed [km/h] (Section)	65.9 (1200-1000)
Race State	Finished



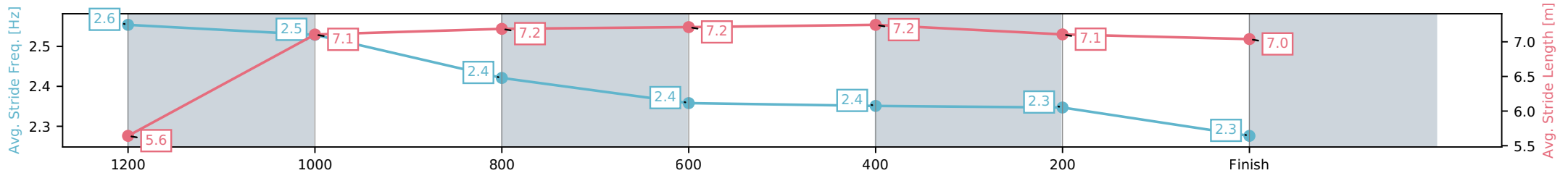
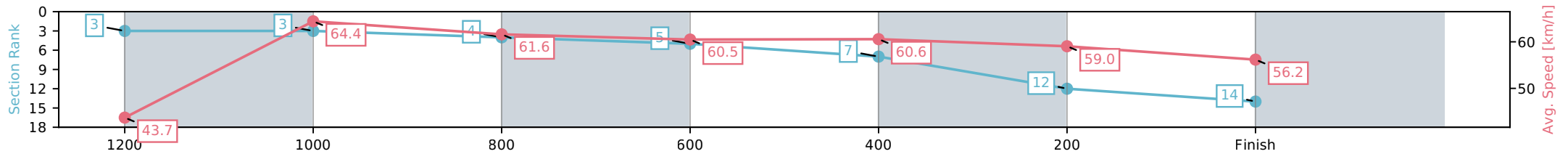
Aquis Park Gold Coast QLD  
Race 4: THIRSTY CAMEL Class 1 Handicap - 1300m

22 May 2026 - 7:00PM

Track Rating: Soft 6, Weather: Fine, Rail Position: +2m 900m-W/Post, True Remainder



Section	L1300	L1200	L1000	L800	L600	L400	L200
Section Times	1:20.68 (0:08.65)	1:12.03 [3] (0:11.20)	1:00.83 [3] (0:11.93)	0:48.90 [4] (0:12.07)	0:36.82 [5] (0:12.02)	0:24.80 [7] (0:12.27)	0:12.54 [12] (0:12.54)
Average Speed [km/h]	43.7	64.4	61.6	60.5	60.6	59.0	56.2
Top Speed [km/h]	60.9	65.9	63.8	62.8	61.6	60.4	57.9
Avg. Dist. to Rail [m]	15.5	5.9	3.9	3.6	2.0	6.3	8.3
Avg. Stride Freq. [Hz]	2.6	2.5	2.4	2.4	2.4	2.3	2.3
Avg. Stride Length [m]	5.6	7.1	7.2	7.2	7.2	7.1	7.0



- [ ] Ranking at each section and finish
- :-:- No data available at this section
- NA No data available

Horse/Jockey Name	Port River Billie/Leah Martyn
Finish Rank	15
Fastest Section Time (Section)	0:11.41 (1200-1000)
Top Speed [km/h] (Section)	64.0 (1200-1000)
Race State	Finished



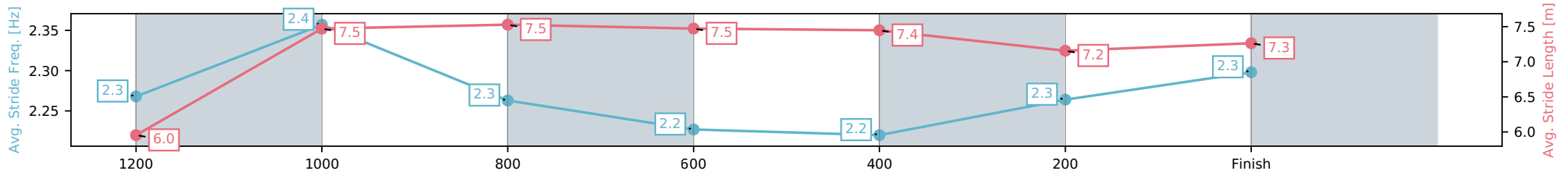
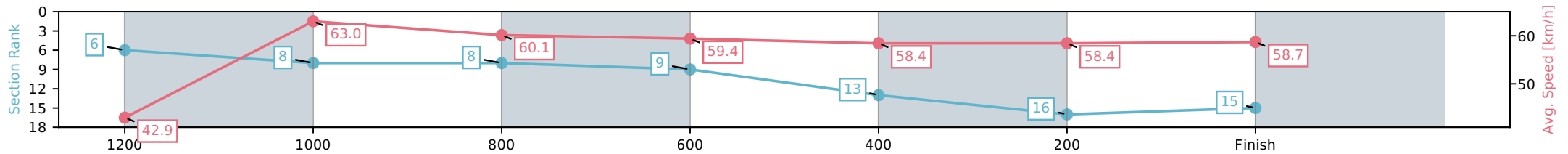
Aquis Park Gold Coast QLD  
Race 4: THIRSTY CAMEL Class 1 Handicap - 1300m

22 May 2026 - 7:00PM

Track Rating: Soft 6, Weather: Fine, Rail Position: +2m 900m-W/Post, True Remainder



Section	L1300	L1200	L1000	L800	L600	L400	L200
Section Times	1:20.72 (0:08.79)	1:11.93 [6] (0:11.41)	1:00.52 [8] (0:11.96)	0:48.56 [8] (0:12.08)	0:36.48 [9] (0:12.16)	0:24.32 [13] (0:12.28)	0:12.04 [16] (0:12.04)
Average Speed [km/h]	42.9	63.0	60.1	59.4	58.4	58.4	58.7
Top Speed [km/h]	60.6	64.0	61.6	59.8	59.6	60.3	60.3
Avg. Dist. to Rail [m]	2.1	0.4	0.7	0.7	2.4	0.7	0.1
Avg. Stride Freq. [Hz]	2.3	2.4	2.3	2.2	2.2	2.3	2.3
Avg. Stride Length [m]	6.0	7.5	7.5	7.5	7.4	7.2	7.3



[ ] Ranking at each section and finish  
 -:-:- No data available at this section  
 NA No data available

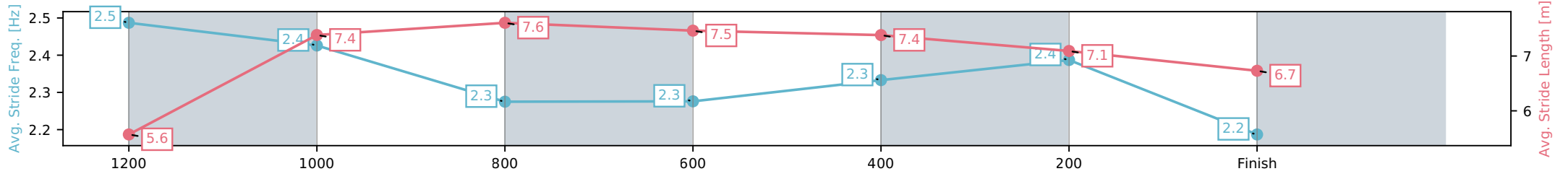
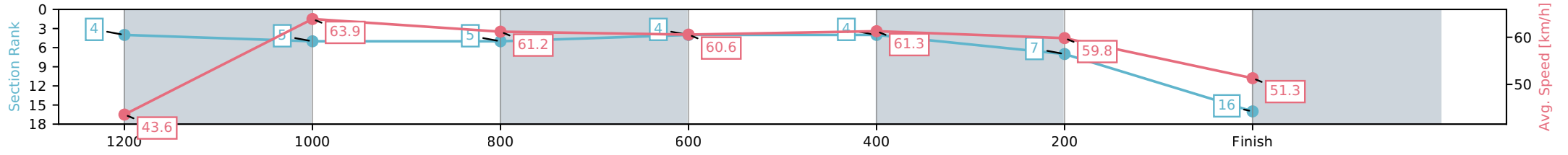
Horse/Jockey Name	What Did You Say/Rachel King
Finish Rank	16
Fastest Section Time (Section)	0:11.27 (1200-1000)
Top Speed [km/h] (Section)	65.3 (1200-1000)
Race State	Finished



Aquis Park Gold Coast QLD  
 Race 4: THIRSTY CAMEL Class 1 Handicap - 1300m  
 22 May 2026 - 7:00PM  
 Track Rating: Soft 6, Weather: Fine, Rail Position: +2m 900m-W/Post, True Remainder



Section	L1300	L1200	L1000	L800	L600	L400	L200
Section Times	1:21.46 (0:08.67)	1:12.79 [4] (0:11.27)	1:01.52 [5] (0:11.87)	0:49.65 [5] (0:11.92)	0:37.72 [4] (0:11.79)	0:25.94 [4] (0:12.08)	0:13.86 [7] (0:13.86)
Average Speed [km/h]	43.6	63.9	61.2	60.6	61.3	59.8	51.3
Top Speed [km/h]	62.7	65.3	62.7	61.3	61.7	61.3	56.6
Avg. Dist. to Rail [m]	4.9	2.5	1.6	0.8	0.7	3.0	3.4
Avg. Stride Freq. [Hz]	2.5	2.4	2.3	2.3	2.3	2.4	2.2
Avg. Stride Length [m]	5.6	7.4	7.6	7.5	7.4	7.1	6.7



[ ] Ranking at each section and finish  
 -:-:- No data available at this section  
 NA No data available



# Aquis Park Gold Coast QLD -

Race 5: THE DONOVAN & CO PROPERTY SPECIALISTS QTIS 3-Y-O & 4-Y-O BENCHMARK 68  
Handicap - 1800m  
22 May 2026 - 7:31PM



Track Rating: Soft 6, Weather: Fine, Rail Position: +2m 900m-W/Post, True Remainder

Field Times (Race Tempo)      1:51.27 (0:13.43)    1:37.84 (0:11.54)    1:26.30 (0:12.26)    1:14.04 (0:12.93)    1:01.11 (0:12.83)    0:48.28 (0:12.52)    0:35.76 (0:11.94)    0:23.82 (0:12.09)

Rank	TAB#	Horse	Overall Time	First 400m	Top Speed km/h (Section)	L1800	L1600	L1400	L1200	L1000	L800	L600	L400
	(BAR#)	Jockey	Margin (DT-W)	Last 600m	Fastest Section (Time)	Start - 1600	1600 - 1400	1400 - 1200	1200 - 1000	1000 - 800	800 - 600	600 - 400	400 - 200
1	3	San Jose Boy	1:51.27	0:26.68	63.4 (400-200)	1:51.27	1:36.73 [6]	1:24.60 [6]	1:12.51 [6]	1:00.21 [6]	0:47.76 [5]	0:35.32 [5]	0:23.34 [5]
	(6)	Ryan Maloney		0:35.33	400-200 (0:11.61)	(0:14.54)	(0:12.14)	(0:12.08)	(0:12.31)	(0:12.44)	(0:12.44)	(0:11.98)	(0:11.61)
2	16	Gypsy Wish	1:51.58	0:27.45	61.7 (400-200)	1:51.58	1:36.51 [11]	1:24.13 [11]	1:11.92 [11]	0:59.72 [10]	0:47.25 [11]	0:35.03 [11]	0:23.21 [9]
	(7)	Taylor Marshall	1.8L (+5)	0:35.03	200-0 (0:11.39)	(0:15.07)	(0:12.38)	(0:12.21)	(0:12.19)	(0:12.48)	(0:12.22)	(0:11.82)	(0:11.82)
3	1	Piston Rebel	1:51.85	0:27.00	62.8 (400-200)	1:51.85	1:37.13 [7]	1:24.85 [7]	1:12.60 [7]	1:00.32 [7]	0:47.94 [7]	0:35.60 [8]	0:23.53 [8]
	(8)	Brandon Lerena	3.4L (+4)	0:35.59	400-200 (0:11.75)	(0:14.72)	(0:12.28)	(0:12.26)	(0:12.27)	(0:12.39)	(0:12.34)	(0:12.06)	(0:11.75)
4	13	Pink Vixen	1:52.25	0:25.55	63.9 (1600-1400)	1:52.25	1:38.46 [3]	1:26.70 [3]	1:14.45 [3]	1:01.70 [3]	0:48.98 [3]	0:36.60 [3]	0:24.56 [4]
	(1)	Chelsea Baker	5.7L (+5)	0:36.61	1600-1400 (0:11.76)	(0:13.79)	(0:11.76)	(0:12.25)	(0:12.75)	(0:12.72)	(0:12.38)	(0:12.04)	(0:12.33)
5	2	He'sgotthesay	1:52.36	0:26.37	62.0 (600-400)	1:52.36	1:38.10 [5]	1:26.00 [4]	1:14.01 [4]	1:01.70 [4]	0:49.06 [4]	0:36.66 [4]	0:24.78 [3]
	(3)	Boris Thornton	6.4L (-2)	0:36.66	600-400 (0:11.88)	(0:14.26)	(0:12.11)	(0:11.99)	(0:12.31)	(0:12.65)	(0:12.39)	(0:11.88)	(0:12.06)
6	17	Montevecchio	1:52.63	0:27.10	62.2 (400-200)	1:52.63	1:37.85 [8]	1:25.52 [8]	1:13.33 [8]	1:01.06 [8]	0:48.68 [8]	0:36.44 [7]	0:24.59 [6]
	(10)	Jaden Lloyd	8.0L (+2)	0:36.45	400-200 (0:11.68)	(0:14.78)	(0:12.32)	(0:12.20)	(0:12.27)	(0:12.38)	(0:12.24)	(0:11.85)	(0:11.68)
7	14	Mosamour	1:52.63	0:27.40	62.7 (400-200)	1:52.63	1:37.62 [10]	1:25.23 [10]	1:12.97 [10]	1:00.76 [11]	0:48.31 [10]	0:36.15 [10]	0:24.16 [10]
	(11)	Rachel King	8.0L (+1)	0:36.16	400-200 (0:11.68)	(0:15.01)	(0:12.39)	(0:12.26)	(0:12.21)	(0:12.45)	(0:12.16)	(0:12.00)	(0:11.68)
8	4	Bold Blaze	1:52.82	0:26.41	62.1 (1600-1400)	1:52.82	1:38.58 [4]	1:26.41 [5]	1:14.32 [5]	1:01.82 [5]	0:49.25 [6]	0:36.83 [6]	0:24.57 [7]
	(5)	Ron Stewart	9.1L (+0)	0:36.83	1400-1200 (0:12.10)	(0:14.24)	(0:12.17)	(0:12.10)	(0:12.50)	(0:12.57)	(0:12.42)	(0:12.26)	(0:12.17)
9	11	Kickuphigh	1:52.83	0:27.71	62.3 (400-200)	1:52.83	1:37.65 [12]	1:25.12 [12]	1:12.83 [12]	1:00.66 [12]	0:48.21 [12]	0:36.16 [12]	0:24.12 [12]
	(12)	Daniel Moor	9.2L (+1)	0:36.16	400-200 (0:11.75)	(0:15.18)	(0:12.53)	(0:12.30)	(0:12.17)	(0:12.44)	(0:12.06)	(0:12.04)	(0:11.75)
10	7	Canara	1:52.86	0:25.23	66.1 (1800 - 1600)	1:52.86	1:39.28 [2]	1:27.63 [2]	1:15.37 [2]	1:02.56 [2]	0:49.75 [2]	0:37.35 [1]	0:25.41 [1]
	(2)	Kyle Wilson-Taylor	9.3L (+1)	0:37.35	1600-1400 (0:11.65)	(0:13.58)	(0:11.65)	(0:12.27)	(0:12.81)	(0:12.81)	(0:12.40)	(0:11.94)	(0:12.34)

Scratched: Cast Party (#5), Contingency (#6), Crathie Kirk (#8), Garinion Righ (#10), Erin Jo (#12)

Report Created: Fri 22 May 2026

(Note: Races are conducted over an approximate distance as close as possible to the advertised distance, and recorded data may vary accordingly. Official times refer to race times only and do not include handicap times.)

[ ] Position in running at each section and finish    TAB# Saddle cloth number  
 -:-:- No data available at this section                BAR# Barrier/Gate Position  
 NA No data available                                        DNF Did not finish  
 DNT Did not track    DT-W Distance travelled compared to winner in metres

Fastest split  
 Fastest section

Page 1/16  
 data processed by TRIPLES DATA



**Aquis Park Gold Coast QLD -**  
 Race 5: THE DONOVAN & CO PROPERTY SPECIALISTS QTIS 3-Y-O & 4-Y-O BENCHMARK 68  
 Handicap - 1800m  
 22 May 2026 - 7:31PM



Track Rating: Soft 6, Weather: Fine, Rail Position: +2m 900m-W/Post, True Remainder

Field Times (Race Tempo)                      1:51.27 (0:13.43)    1:37.84 (0:11.54)    1:26.30 (0:12.26)    1:14.04 (0:12.93)    1:01.11 (0:12.83)    0:48.28 (0:12.52)    0:35.76 (0:11.94)    0:23.82 (0:12.09)

Rank	TAB#	Horse	Overall Time	First 400m	Top Speed km/h (Section)	L1800	L1600	L1400	L1200	L1000	L800	L600	L400
	(BAR#)	Jockey	Margin (DT-W)	Last 600m	Fastest Section (Time)	Start - 1600	1600 - 1400	1400 - 1200	1200 - 1000	1000 - 800	800 - 600	600 - 400	400 - 200
11	15	Eleanor Nancy	1:53.47	0:27.17	61.2 (1600-1400)	1:53.47	1:38.54 [9]	1:26.30 [9]	1:14.04 [9]	1:01.79 [9]	0:49.40 [9]	0:37.12 [9]	0:24.93 [11]
	(9)	Mark Du Plessis	12.9L (+2)	0:37.12	400-200 (0:12.13)	(0:14.93)	(0:12.24)	(0:12.26)	(0:12.25)	(0:12.40)	(0:12.28)	(0:12.19)	(0:12.13)
12	9	Diversity	1:53.82	0:24.97	66.8 (1800 - 1600)	1:53.82	1:40.39 [1]	1:28.85 [1]	1:16.59 [1]	1:03.66 [1]	0:50.83 [1]	0:38.30 [2]	0:26.32 [2]
	(4)	Tommy Berry	15.0L (+6)	0:38.30	1600-1400 (0:11.54)	(0:13.43)	(0:11.54)	(0:12.26)	(0:12.92)	(0:12.83)	(0:12.53)	(0:11.98)	(0:12.43)

Scratched: Cast Party (#5), Contingency (#6), Crathie Kirk (#8), Garinion Righ (#10), Erin Jo (#12)

Report Created: Fri 22 May 2026

(Note: Races are conducted over an approximate distance as close as possible to the advertised distance, and recorded data may vary accordingly. Official times refer to race times only and do not include handicap times.)

[ ] Position in running at each section and finish    TAB# Saddle cloth number  
 -:-:- No data available at this section                      BAR# Barrier/Gate Position  
 NA No data available    DNF Did not finish  
 DNT Did not track    DT-W Distance travelled compared to winner in metres

Fastest split  
 Fastest section



**Aquis Park Gold Coast QLD -**  
 Race 5: THE DONOVAN & CO PROPERTY SPECIALISTS QTIS 3-Y-O & 4-Y-O BENCHMARK 68  
 Handicap - 1800m  
 22 May 2026 - 7:31PM



Track Rating: Soft 6, Weather: Fine, Rail Position: +2m 900m-W/Post, True Remainder

Field Times                      0:11.73  
 (Race Tempo)                    (0:11.73)

Rank	TAB#	Horse	Overall Time	First 400m	Top Speed km/h (Section)	L200									
	(BAR#)	Jockey	Margin (DT-W)	Last 600m	Fastest Section (Time)	200 - Finish									
1	3	San Jose Boy	1:51.27	0:26.68	63.4 (400-200)	0:11.74 [1]									
	(6)	Ryan Maloney		0:35.33	400-200 (0:11.61)	(0:11.74)									
2	16	Gypsy Wish	1:51.58	0:27.45	61.7 (400-200)	0:11.39 [9]									
	(7)	Taylor Marshall	1.8L (+5)	0:35.03	200-0 (0:11.39)	(0:11.39)									
3	1	Piston Rebel	1:51.85	0:27.00	62.8 (400-200)	0:11.78 [7]									
	(8)	Brandon Lerena	3.4L (+4)	0:35.59	400-200 (0:11.75)	(0:11.78)									
4	13	Pink Vixen	1:52.25	0:25.55	63.9 (1600-1400)	0:12.24 [6]									
	(1)	Chelsea Baker	5.7L (+5)	0:36.61	1600-1400 (0:11.76)	(0:12.24)									
5	2	He'sgotthesay	1:52.36	0:26.37	62.0 (600-400)	0:12.72 [2]									
	(3)	Boris Thornton	6.4L (-2)	0:36.66	600-400 (0:11.88)	(0:12.72)									
6	17	Montevecchio	1:52.63	0:27.10	62.2 (400-200)	0:12.92 [3]									
	(10)	Jaden Lloyd	8.0L (+2)	0:36.45	400-200 (0:11.68)	(0:12.92)									
7	14	Mosamour	1:52.63	0:27.40	62.7 (400-200)	0:12.48 [8]									
	(11)	Rachel King	8.0L (+1)	0:36.16	400-200 (0:11.68)	(0:12.48)									
8	4	Bold Blaze	1:52.82	0:26.41	62.1 (1600-1400)	0:12.40 [10]									
	(5)	Ron Stewart	9.1L (+0)	0:36.83	1400-1200 (0:12.10)	(0:12.40)									
9	11	Kickuphigh	1:52.83	0:27.71	62.3 (400-200)	0:12.37 [11]									
	(12)	Daniel Moor	9.2L (+1)	0:36.16	400-200 (0:11.75)	(0:12.37)									
10	7	Canara	1:52.86	0:25.23	66.1 (1800 - 1600)	0:13.07 [4]									
	(2)	Kyle Wilson-Taylor	9.3L (+1)	0:37.35	1600-1400 (0:11.65)	(0:13.07)									

Scratched: Cast Party (#5), Contingency (#6), Crathie Kirk (#8), Garinion Righ (#10), Erin Jo (#12)

Report Created: Fri 22 May 2026

(Note: Races are conducted over an approximate distance as close as possible to the advertised distance, and recorded data may vary accordingly. Official times refer to race times only and do not include handicap times.)

- [ ] Position in running at each section and finish    TAB# Saddle cloth number
- :-:- No data available at this section                    BAR# Barrier/Gate Position
- NA No data available    DNF Did not finish
- DNT Did not track     DT-W Distance travelled compared to winner in metres

- Fastest split
- Fastest section



**Aquis Park Gold Coast QLD -**  
 Race 5: THE DONOVAN & CO PROPERTY SPECIALISTS QTIS 3-Y-O & 4-Y-O BENCHMARK 68  
 Handicap - 1800m  
 22 May 2026 - 7:31PM



Track Rating: Soft 6, Weather: Fine, Rail Position: +2m 900m-W/Post, True Remainder

Field Times                      0:11.73  
 (Race Tempo)                    (0:11.73)

Rank	TAB#	Horse	Overall Time	First 400m	Top Speed km/h (Section)	L200							
	(BAR#)	Jockey	Margin (DT-W)	Last 600m	Fastest Section (Time)	200 - Finish							
11	15	Eleanor Nancy	1:53.47	0:27.17	61.2 (1600-1400)	0:12.80 [12]							
	(9)	Mark Du Plessis	12.9L (+2)	0:37.12	400-200 (0:12.13)	(0:12.80)							
12	9	Diversity	1:53.82	0:24.97	66.8 (1800 - 1600)	0:13.89 [5]							
	(4)	Tommy Berry	15.0L (+6)	0:38.30	1600-1400 (0:11.54)	(0:13.89)							

Scratched: Cast Party (#5), Contingency (#6), Crathie Kirk (#8), Garinion Righ (#10), Erin Jo (#12)

Report Created: Fri 22 May 2026

(Note: Races are conducted over an approximate distance as close as possible to the advertised distance, and recorded data may vary accordingly. Official times refer to race times only and do not include handicap times.)

[ ] Position in running at each section and finish    TAB# Saddle cloth number

Fastest split

-:-:- No data available at this section

BAR# Barrier/Gate Position

Fastest section

NA No data available

DNF Did not finish

DNT Did not track

DT-W Distance travelled compared to winner in metres

Horse/Jockey Name	San Jose Boy/Ryan Maloney
Finish Rank	1
Fastest Section Time (Section)	0:11.61 (400-200)
Top Speed [km/h] (Section)	63.4 (400-200)
Race State	Finished



Aquis Park Gold Coast QLD

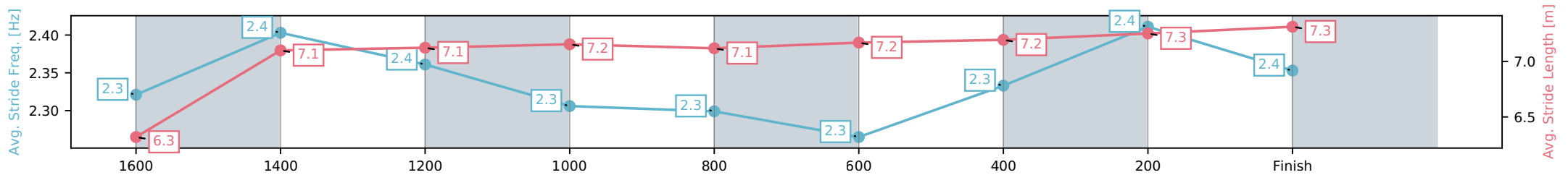
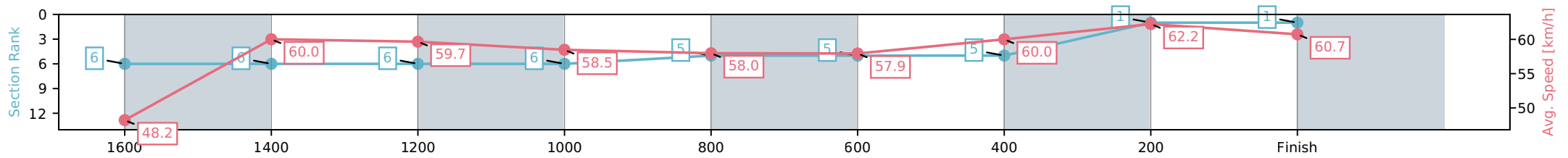
Race 5: THE DONOVAN & CO PROPERTY SPECIALISTS  
 QTIS 3-Y-O & 4-Y-O BENCHMARK 68 Handicap - 1800m



22 May 2026 - 7:31PM

Track Rating: Soft 6, Weather: Fine, Rail Position: +2m 900m-W/Post,  
 True Remainder

Section	L1800	L1600	L1400	L1200	L1000	L800	L600	L400	L200
Section Times	1:51.27 (0:14.54)	1:36.73 [6] (0:12.14)	1:24.60 [6] (0:12.08)	1:12.51 [6] (0:12.31)	1:00.21 [6] (0:12.44)	0:47.76 [5] (0:12.44)	0:35.32 [5] (0:11.98)	0:23.34 [5] (0:11.61)	0:11.74 [1] (0:11.74)
Average Speed [km/h]	48.2	60.0	59.7	58.5	58.0	57.9	60.0	62.2	60.7
Top Speed [km/h]	60.8	61.0	60.6	59.1	58.9	60.4	62.3	63.4	62.3
Avg. Dist. to Rail [m]	5.5	2.1	0.7	0.8	0.9	0.4	0.7	3.7	5.5
Avg. Stride Freq. [Hz]	2.3	2.4	2.4	2.3	2.3	2.3	2.3	2.4	2.4
Avg. Stride Length [m]	6.3	7.1	7.1	7.2	7.1	7.2	7.2	7.3	7.3



- [ ] Ranking at each section and finish
- :-:- No data available at this section
- NA No data available

Horse/Jockey Name	Gypsy Wish/Taylor Marshall
Finish Rank	2
Fastest Section Time (Section)	0:11.39 (200-0)
Top Speed [km/h] (Section)	61.7 (400-200)
Race State	Finished



Aquis Park Gold Coast QLD

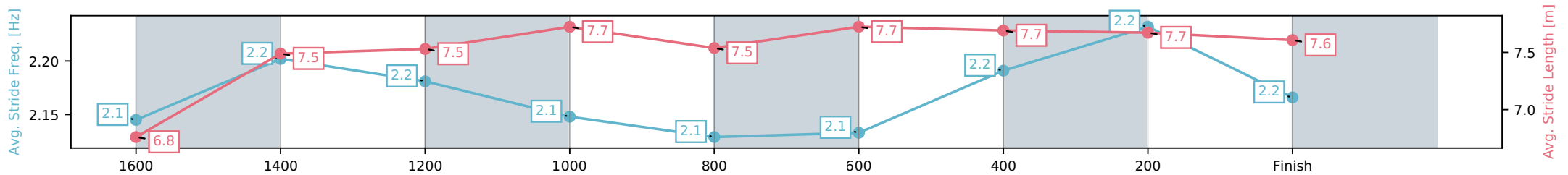
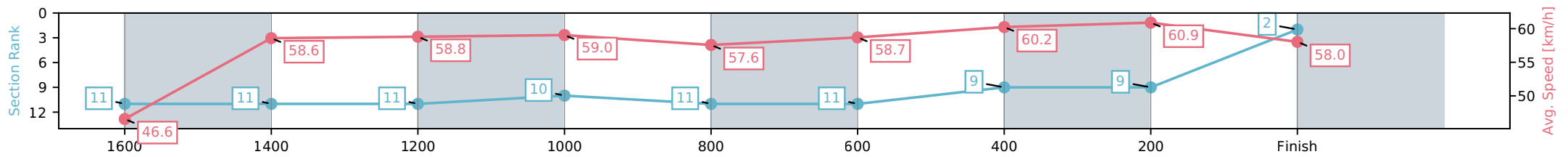
Race 5: THE DONOVAN & CO PROPERTY SPECIALISTS  
 QTIS 3-Y-O & 4-Y-O BENCHMARK 68 Handicap - 1800m



22 May 2026 - 7:31PM

Track Rating: Soft 6, Weather: Fine, Rail Position: +2m 900m-W/Post,  
 True Remainder

Section	L1800	L1600	L1400	L1200	L1000	L800	L600	L400	L200
Section Times	1:51.58 (0:15.07)	1:36.51 [11] (0:12.38)	1:24.13 [11] (0:12.21)	1:11.92 [11] (0:12.19)	0:59.72 [10] (0:12.48)	0:47.25 [11] (0:12.22)	0:35.03 [11] (0:11.82)	0:23.21 [9] (0:11.82)	0:11.39 [9] (0:11.39)
Average Speed [km/h]	46.6	58.6	58.8	59.0	57.6	58.7	60.2	60.9	58.0
Top Speed [km/h]	60.4	60.3	60.9	60.3	60.0	60.1	61.7	61.7	59.8
Avg. Dist. to Rail [m]	6.8	1.1	0.7	0.7	1.0	0.8	1.7	0.6	2.1
Avg. Stride Freq. [Hz]	2.1	2.2	2.2	2.1	2.1	2.1	2.2	2.2	2.2
Avg. Stride Length [m]	6.8	7.5	7.5	7.7	7.5	7.7	7.7	7.7	7.6



- [ ] Ranking at each section and finish
- :-:- No data available at this section
- NA No data available

Horse/Jockey Name	Piston Rebel/Brandon Lerena
Finish Rank	3
Fastest Section Time (Section)	0:11.75 (400-200)
Top Speed [km/h] (Section)	62.8 (400-200)
Race State	Finished



Aquis Park Gold Coast QLD

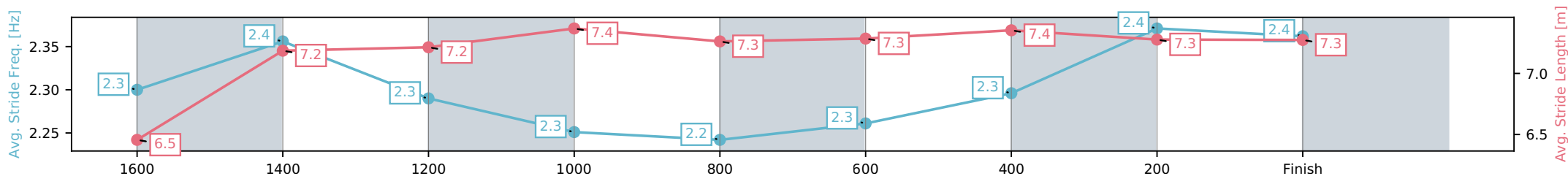
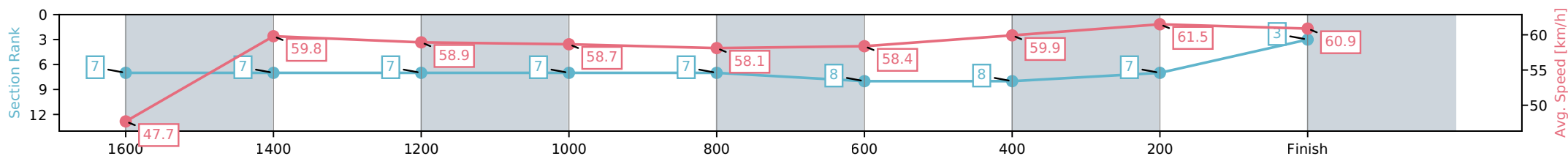
Race 5: THE DONOVAN & CO PROPERTY SPECIALISTS  
 QTIS 3-Y-O & 4-Y-O BENCHMARK 68 Handicap - 1800m



22 May 2026 - 7:31PM

Track Rating: Soft 6, Weather: Fine, Rail Position: +2m 900m-W/Post, True Remainder

Section	L1800	L1600	L1400	L1200	L1000	L800	L600	L400	L200
Section Times	1:51.85 (0:14.72)	1:37.13 [7] (0:12.28)	1:24.85 [7] (0:12.26)	1:12.60 [7] (0:12.27)	1:00.32 [7] (0:12.39)	0:47.94 [7] (0:12.34)	0:35.60 [8] (0:12.06)	0:23.53 [8] (0:11.75)	0:11.78 [7] (0:11.78)
Average Speed [km/h]	47.7	59.8	58.9	58.7	58.1	58.4	59.9	61.5	60.9
Top Speed [km/h]	60.8	62.0	60.1	59.7	60.2	60.0	60.9	62.8	62.2
Avg. Dist. to Rail [m]	7.3	3.6	1.3	1.1	0.6	0.6	0.9	3.7	7.3
Avg. Stride Freq. [Hz]	2.3	2.4	2.3	2.3	2.2	2.3	2.3	2.4	2.4
Avg. Stride Length [m]	6.5	7.2	7.2	7.4	7.3	7.3	7.4	7.3	7.3



[ ] Ranking at each section and finish  
 -:-:- No data available at this section  
 NA No data available

Horse/Jockey Name	Pink Vixen/Chelsea Baker
Finish Rank	4
Fastest Section Time (Section)	0:11.76 (1600-1400)
Top Speed [km/h] (Section)	63.9 (1600-1400)
Race State	Finished



Aquis Park Gold Coast QLD

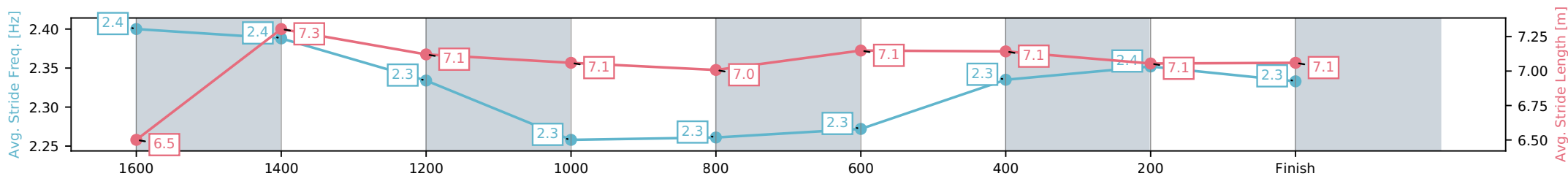
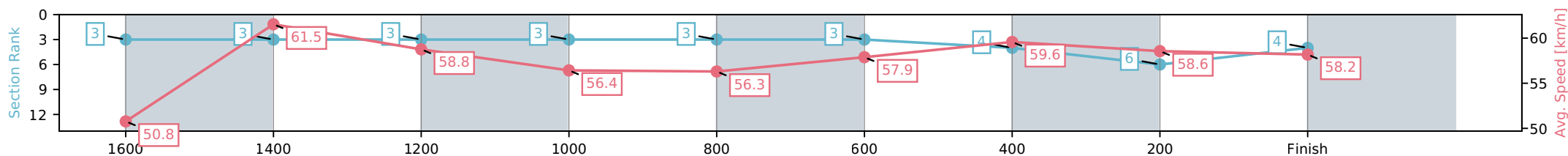
Race 5: THE DONOVAN & CO PROPERTY SPECIALISTS  
 QTIS 3-Y-O & 4-Y-O BENCHMARK 68 Handicap - 1800m



22 May 2026 - 7:31PM

Track Rating: Soft 6, Weather: Fine, Rail Position: +2m 900m-W/Post,  
 True Remainder

Section	L1800	L1600	L1400	L1200	L1000	L800	L600	L400	L200
Section Times	1:52.25 (0:13.79)	1:38.46 [3] (0:11.76)	1:26.70 [3] (0:12.25)	1:14.45 [3] (0:12.75)	1:01.70 [3] (0:12.72)	0:48.98 [3] (0:12.38)	0:36.60 [3] (0:12.04)	0:24.56 [4] (0:12.33)	0:12.24 [6] (0:12.24)
Average Speed [km/h]	50.8	61.5	58.8	56.4	56.3	57.9	59.6	58.6	58.2
Top Speed [km/h]	63.4	63.9	59.8	56.9	56.8	59.3	60.7	60.0	59.4
Avg. Dist. to Rail [m]	3.0	1.1	0.5	0.2	1.1	1.3	1.0	2.7	6.6
Avg. Stride Freq. [Hz]	2.4	2.4	2.3	2.3	2.3	2.3	2.3	2.4	2.3
Avg. Stride Length [m]	6.5	7.3	7.1	7.1	7.0	7.1	7.1	7.1	7.1



[ ] Ranking at each section and finish  
 -:-:- No data available at this section  
 NA No data available

Horse/Jockey Name	He'sgotthesay/Boris Thornton
Finish Rank	5
Fastest Section Time (Section)	0:11.88 (600-400)
Top Speed [km/h] (Section)	62.0 (600-400)
Race State	Finished



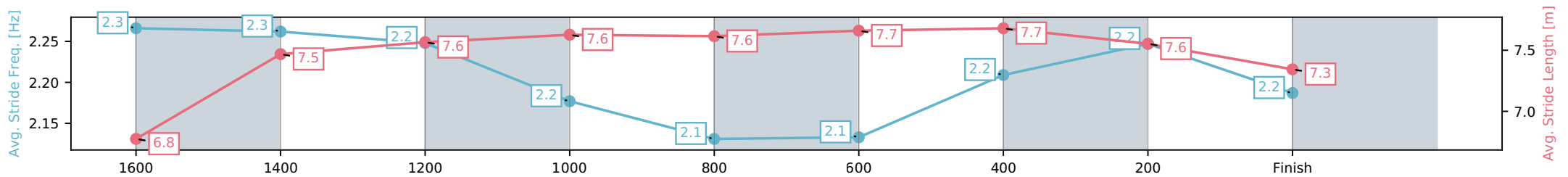
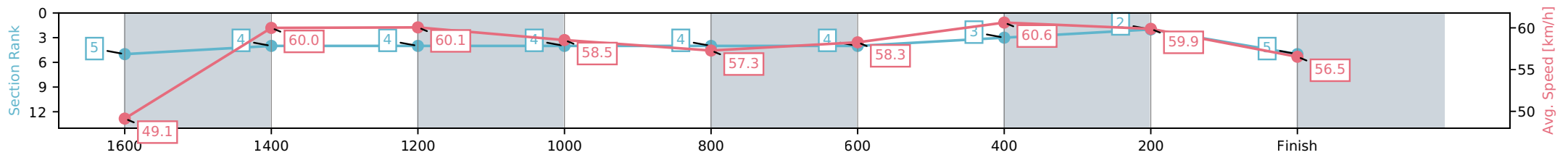
Aquis Park Gold Coast QLD  
 Race 5: THE DONOVAN & CO PROPERTY SPECIALISTS  
 QTIS 3-Y-O & 4-Y-O BENCHMARK 68 Handicap - 1800m



22 May 2026 - 7:31PM

Track Rating: Soft 6, Weather: Fine, Rail Position: +2m 900m-W/Post, True Remainder

Section	L1800	L1600	L1400	L1200	L1000	L800	L600	L400	L200
Section Times	1:52.36 (0:14.26)	1:38.10 [5] (0:12.11)	1:26.00 [4] (0:11.99)	1:14.01 [4] (0:12.31)	1:01.70 [4] (0:12.65)	0:49.06 [4] (0:12.39)	0:36.66 [4] (0:11.88)	0:24.78 [3] (0:12.06)	0:12.72 [2] (0:12.72)
Average Speed [km/h]	49.1	60.0	60.1	58.5	57.3	58.3	60.6	59.9	56.5
Top Speed [km/h]	61.4	61.2	60.8	59.4	58.1	59.6	62.0	60.7	58.3
Avg. Dist. to Rail [m]	3.8	1.7	0.6	1.3	1.3	0.6	0.8	3.6	4.3
Avg. Stride Freq. [Hz]	2.3	2.3	2.2	2.2	2.1	2.1	2.2	2.2	2.2
Avg. Stride Length [m]	6.8	7.5	7.6	7.6	7.6	7.6	7.7	7.6	7.3



- [ ] Ranking at each section and finish
- :-:- No data available at this section
- NA No data available

Horse/Jockey Name	Montevecchio/Jaden Lloyd
Finish Rank	6
Fastest Section Time (Section)	0:11.68 (400-200)
Top Speed [km/h] (Section)	62.2 (400-200)
Race State	Finished



Aquis Park Gold Coast QLD

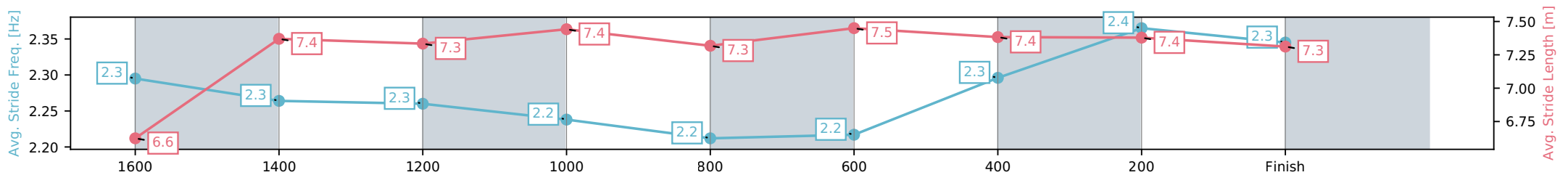
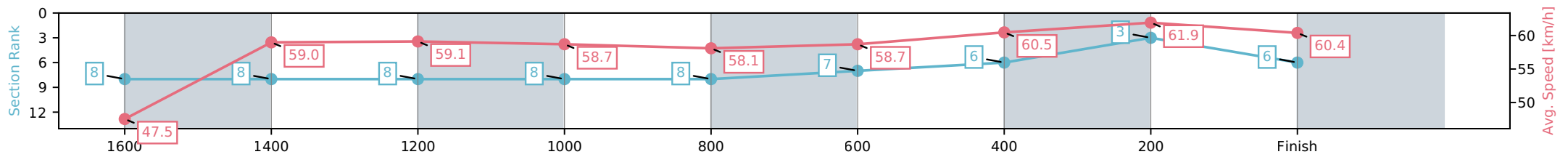
Race 5: THE DONOVAN & CO PROPERTY SPECIALISTS  
 QTIS 3-Y-O & 4-Y-O BENCHMARK 68 Handicap - 1800m



22 May 2026 - 7:31PM

Track Rating: Soft 6, Weather: Fine, Rail Position: +2m 900m-W/Post,  
 True Remainder

Section	L1800	L1600	L1400	L1200	L1000	L800	L600	L400	L200
Section Times	1:52.63 (0:14.78)	1:37.85 [8] (0:12.32)	1:25.52 [8] (0:12.20)	1:13.33 [8] (0:12.27)	1:01.06 [8] (0:12.38)	0:48.68 [8] (0:12.24)	0:36.44 [7] (0:11.85)	0:24.59 [6] (0:11.68)	0:12.92 [3] (0:12.92)
Average Speed [km/h]	47.5	59.0	59.1	58.7	58.1	58.7	60.5	61.9	60.4
Top Speed [km/h]	60.9	61.0	60.2	60.3	60.5	59.8	61.9	62.2	61.4
Avg. Dist. to Rail [m]	5.1	1.8	0.4	0.4	0.6	0.6	0.8	4.2	7.8
Avg. Stride Freq. [Hz]	2.3	2.3	2.3	2.2	2.2	2.2	2.3	2.4	2.3
Avg. Stride Length [m]	6.6	7.4	7.3	7.4	7.3	7.5	7.4	7.4	7.3



- [ ] Ranking at each section and finish
- :-:- No data available at this section
- NA No data available

Horse/Jockey Name	Mosamour/Rachel King
Finish Rank	7
Fastest Section Time (Section)	0:11.68 (400-200)
Top Speed [km/h] (Section)	62.7 (400-200)
Race State	Finished



Aquis Park Gold Coast QLD

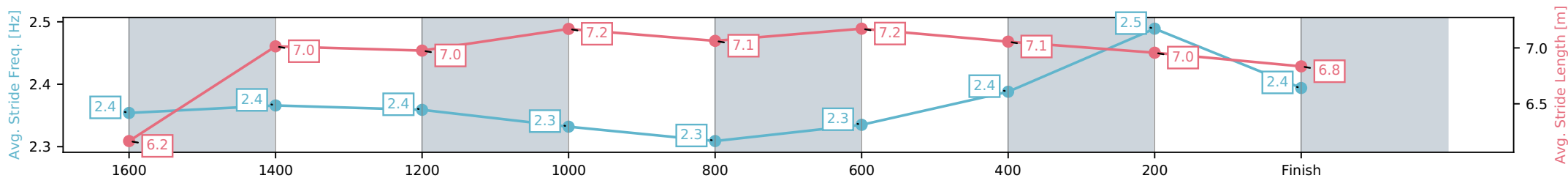
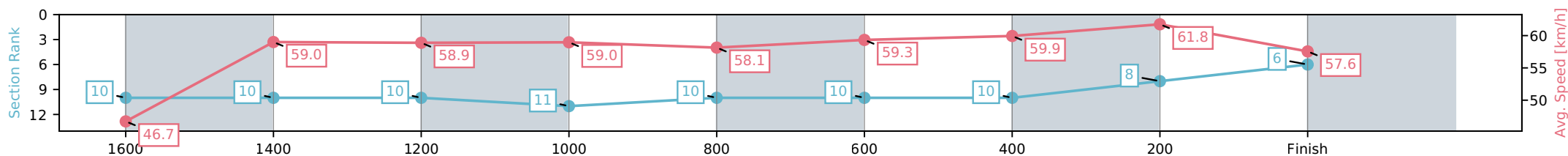
Race 5: THE DONOVAN & CO PROPERTY SPECIALISTS  
 QTIS 3-Y-O & 4-Y-O BENCHMARK 68 Handicap - 1800m



22 May 2026 - 7:31PM

Track Rating: Soft 6, Weather: Fine, Rail Position: +2m 900m-W/Post,  
 True Remainder

Section	L1800	L1600	L1400	L1200	L1000	L800	L600	L400	L200
Section Times	1:52.63 (0:15.01)	1:37.62 [10] (0:12.39)	1:25.23 [10] (0:12.26)	1:12.97 [10] (0:12.21)	1:00.76 [11] (0:12.45)	0:48.31 [10] (0:12.16)	0:36.15 [10] (0:12.00)	0:24.16 [10] (0:11.68)	0:12.48 [8] (0:12.48)
Average Speed [km/h]	46.7	59.0	58.9	59.0	58.1	59.3	59.9	61.8	57.6
Top Speed [km/h]	60.2	59.8	61.0	60.0	61.0	61.7	61.0	62.7	60.4
Avg. Dist. to Rail [m]	9.1	2.8	1.4	1.6	1.2	0.5	0.5	1.8	3.8
Avg. Stride Freq. [Hz]	2.4	2.4	2.4	2.3	2.3	2.3	2.4	2.5	2.4
Avg. Stride Length [m]	6.2	7.0	7.0	7.2	7.1	7.2	7.1	7.0	6.8



[ ] Ranking at each section and finish  
 -:-:- No data available at this section  
 NA No data available

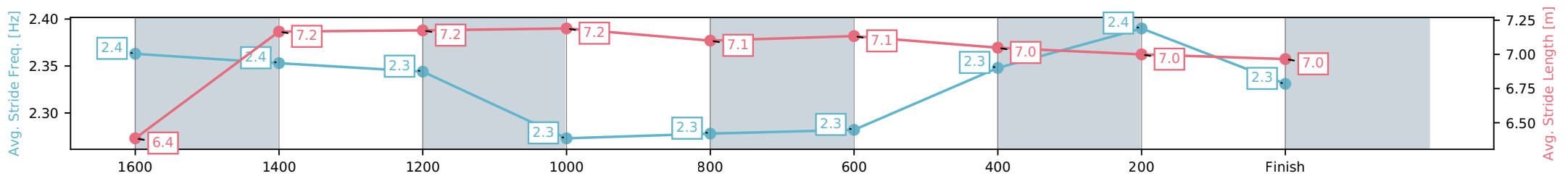
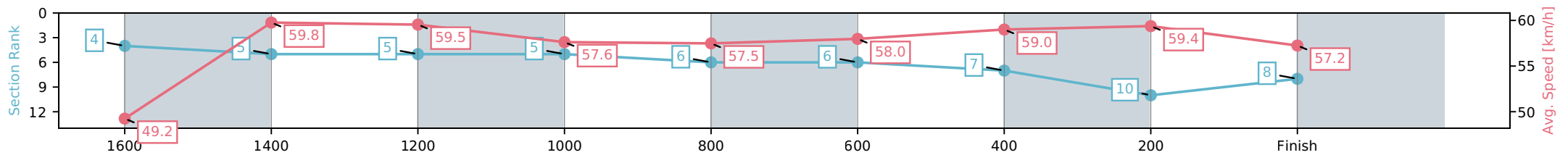
Horse/Jockey Name	Bold Blaze/Ron Stewart
Finish Rank	8
Fastest Section Time (Section)	0:12.10 (1400-1200)
Top Speed [km/h] (Section)	62.1 (1600-1400)
Race State	Finished



Aquis Park Gold Coast QLD  
 Race 5: THE DONOVAN & CO PROPERTY SPECIALISTS  
 QTIS 3-Y-O & 4-Y-O BENCHMARK 68 Handicap - 1800m  
 22 May 2026 - 7:31PM  
 Track Rating: Soft 6, Weather: Fine, Rail Position: +2m 900m-W/Post,  
 True Remainder



Section	L1800	L1600	L1400	L1200	L1000	L800	L600	L400	L200
Section Times	1:52.82 (0:14.24)	1:38.58 [4] (0:12.17)	1:26.41 [5] (0:12.10)	1:14.32 [5] (0:12.50)	1:01.82 [5] (0:12.57)	0:49.25 [6] (0:12.42)	0:36.83 [6] (0:12.26)	0:24.57 [7] (0:12.17)	0:12.40 [10] (0:12.40)
Average Speed [km/h]	49.2	59.8	59.5	57.6	57.5	58.0	59.0	59.4	57.2
Top Speed [km/h]	61.2	62.1	60.1	58.3	58.0	58.9	59.8	60.5	58.9
Avg. Dist. to Rail [m]	5.5	2.0	0.5	0.9	1.0	0.5	0.9	4.8	7.0
Avg. Stride Freq. [Hz]	2.4	2.4	2.3	2.3	2.3	2.3	2.3	2.4	2.3
Avg. Stride Length [m]	6.4	7.2	7.2	7.2	7.1	7.1	7.0	7.0	7.0



- [ ] Ranking at each section and finish
- :-:- No data available at this section
- NA No data available

Horse/Jockey Name	Kickuphigh/Daniel Moor
Finish Rank	9
Fastest Section Time (Section)	0:11.75 (400-200)
Top Speed [km/h] (Section)	62.3 (400-200)
Race State	Finished



Aquis Park Gold Coast QLD

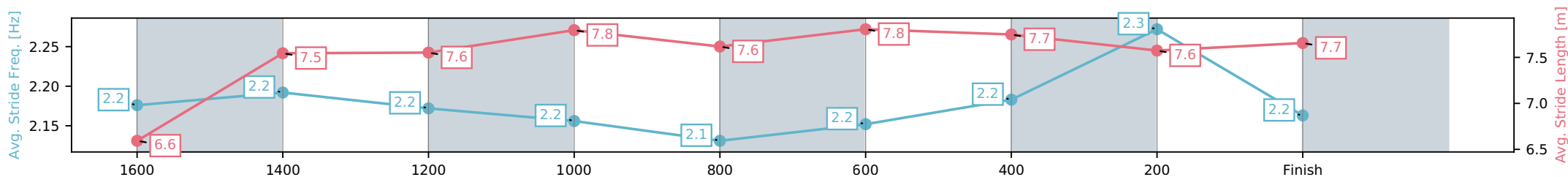
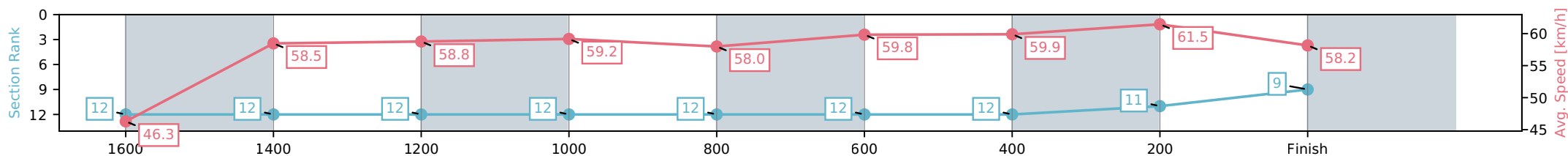
Race 5: THE DONOVAN & CO PROPERTY SPECIALISTS  
 QTIS 3-Y-O & 4-Y-O BENCHMARK 68 Handicap - 1800m



22 May 2026 - 7:31PM

Track Rating: Soft 6, Weather: Fine, Rail Position: +2m 900m-W/Post,  
 True Remainder

Section	L1800	L1600	L1400	L1200	L1000	L800	L600	L400	L200
Section Times	1:52.83 (0:15.18)	1:37.65 [12] (0:12.53)	1:25.12 [12] (0:12.30)	1:12.83 [12] (0:12.17)	1:00.66 [12] (0:12.44)	0:48.21 [12] (0:12.06)	0:36.16 [12] (0:12.04)	0:24.12 [12] (0:11.75)	0:12.37 [11] (0:12.37)
Average Speed [km/h]	46.3	58.5	58.8	59.2	58.0	59.8	59.9	61.5	58.2
Top Speed [km/h]	60.6	59.8	61.5	61.0	60.6	61.2	60.6	62.3	60.9
Avg. Dist. to Rail [m]	10.2	3.3	1.2	0.9	0.9	0.8	0.5	2.4	4.4
Avg. Stride Freq. [Hz]	2.2	2.2	2.2	2.2	2.1	2.2	2.2	2.3	2.2
Avg. Stride Length [m]	6.6	7.5	7.6	7.8	7.6	7.8	7.7	7.6	7.7



[ ] Ranking at each section and finish  
 -:-:- No data available at this section  
 NA No data available

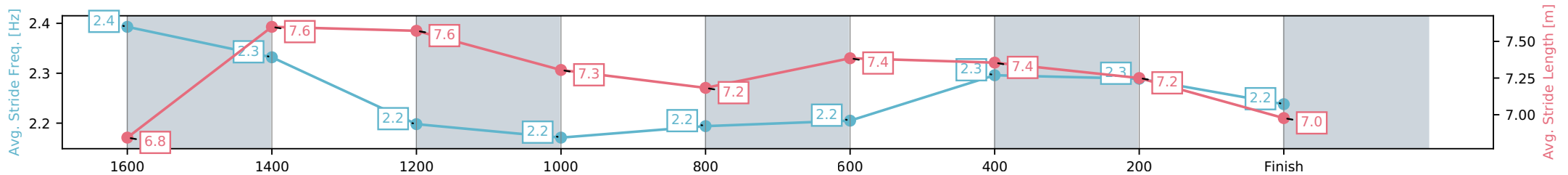
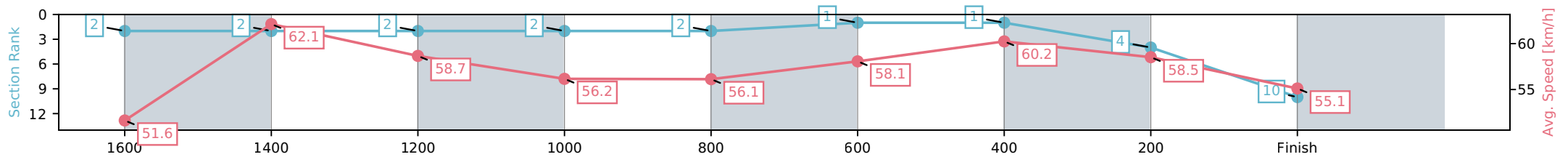
Horse/Jockey Name	Canara/Kyle Wilson-Taylor
Finish Rank	10
Fastest Section Time (Section)	0:11.65 (1600-1400)
Top Speed [km/h] (Section)	66.1 (1800 - 1600)
Race State	Finished



Aquis Park Gold Coast QLD  
 Race 5: THE DONOVAN & CO PROPERTY SPECIALISTS  
 QTIS 3-Y-O & 4-Y-O BENCHMARK 68 Handicap - 1800m  
 22 May 2026 - 7:31PM  
 Track Rating: Soft 6, Weather: Fine, Rail Position: +2m 900m-W/Post,  
 True Remainder



Section	L1800	L1600	L1400	L1200	L1000	L800	L600	L400	L200
Section Times	1:52.86 (0:13.58)	1:39.28 [2] (0:11.65)	1:27.63 [2] (0:12.27)	1:15.37 [2] (0:12.81)	1:02.56 [2] (0:12.81)	0:49.75 [2] (0:12.40)	0:37.35 [1] (0:11.94)	0:25.41 [1] (0:12.34)	0:13.07 [4] (0:13.07)
Average Speed [km/h]	51.6	62.1	58.7	56.2	56.1	58.1	60.2	58.5	55.1
Top Speed [km/h]	66.1	65.2	59.8	57.0	56.7	59.7	61.6	59.8	57.6
Avg. Dist. to Rail [m]	4.3	1.4	0.3	0.3	0.6	0.6	0.6	3.4	2.7
Avg. Stride Freq. [Hz]	2.4	2.3	2.2	2.2	2.2	2.2	2.3	2.3	2.2
Avg. Stride Length [m]	6.8	7.6	7.6	7.3	7.2	7.4	7.4	7.2	7.0



- [ ] Ranking at each section and finish
- :-:- No data available at this section
- NA No data available

Horse/Jockey Name	Eleanor Nancy/Mark Du Plessis
Finish Rank	11
Fastest Section Time (Section)	0:12.13 (400-200)
Top Speed [km/h] (Section)	61.2 (1600-1400)
Race State	Finished



Aquis Park Gold Coast QLD

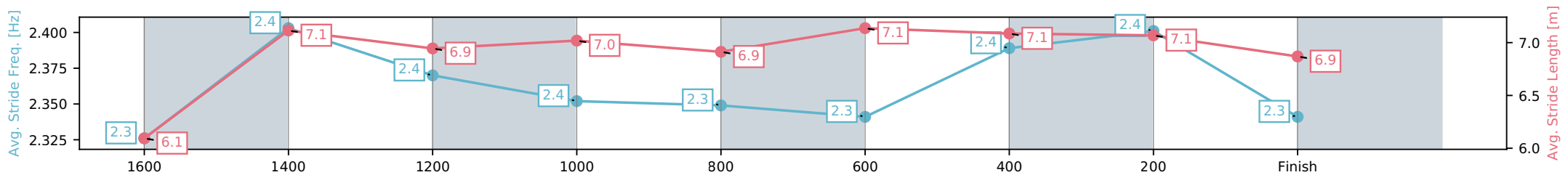
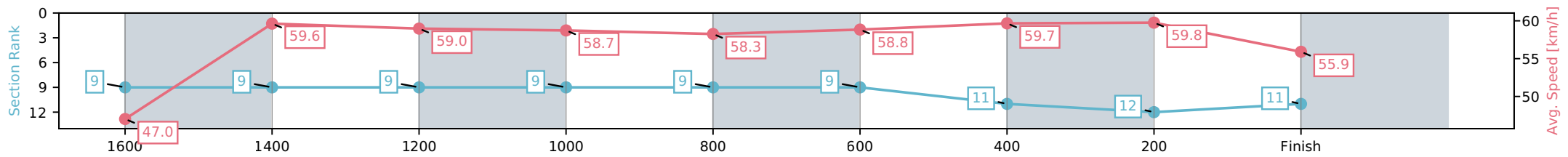
Race 5: THE DONOVAN & CO PROPERTY SPECIALISTS  
 QTIS 3-Y-O & 4-Y-O BENCHMARK 68 Handicap - 1800m



22 May 2026 - 7:31PM

Track Rating: Soft 6, Weather: Fine, Rail Position: +2m 900m-W/Post,  
 True Remainder

Section	L1800	L1600	L1400	L1200	L1000	L800	L600	L400	L200
Section Times	1:53.47 (0:14.93)	1:38.54 [9] (0:12.24)	1:26.30 [9] (0:12.26)	1:14.04 [9] (0:12.25)	1:01.79 [9] (0:12.40)	0:49.40 [9] (0:12.28)	0:37.12 [9] (0:12.19)	0:24.93 [11] (0:12.13)	0:12.80 [12] (0:12.80)
Average Speed [km/h]	47.0	59.6	59.0	58.7	58.3	58.8	59.7	59.8	55.9
Top Speed [km/h]	60.2	61.2	61.0	59.5	60.0	60.0	60.4	60.1	59.6
Avg. Dist. to Rail [m]	9.2	2.9	1.0	1.3	0.9	0.9	1.8	5.5	7.3
Avg. Stride Freq. [Hz]	2.3	2.4	2.4	2.4	2.3	2.3	2.4	2.4	2.3
Avg. Stride Length [m]	6.1	7.1	6.9	7.0	6.9	7.1	7.1	7.1	6.9



- [ ] Ranking at each section and finish
- :-:- No data available at this section
- NA No data available

Horse/Jockey Name	Diversity/Tommy Berry
Finish Rank	12
Fastest Section Time (Section)	0:11.54 (1600-1400)
Top Speed [km/h] (Section)	66.8 (1800 - 1600)
Race State	Finished



Aquis Park Gold Coast QLD

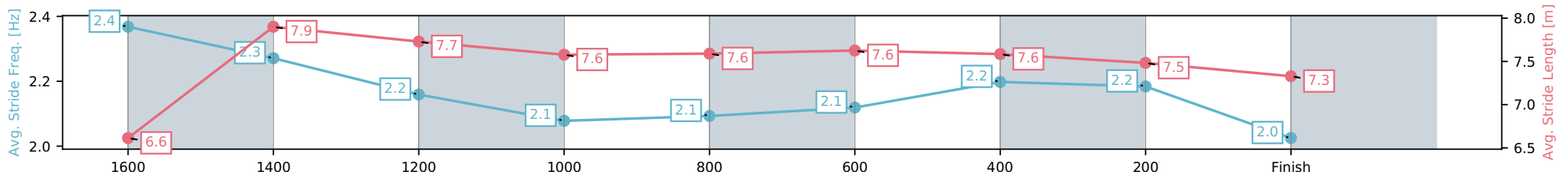
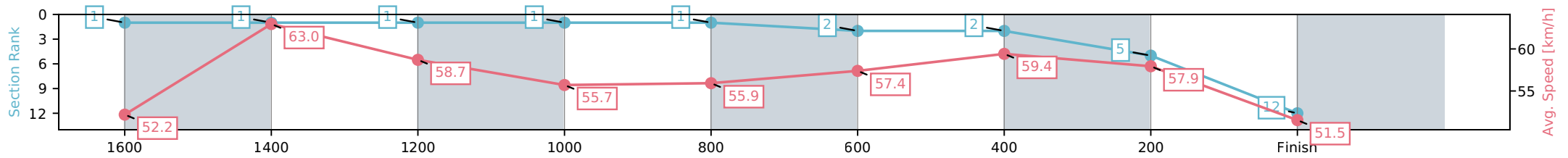
Race 5: THE DONOVAN & CO PROPERTY SPECIALISTS  
 QTIS 3-Y-O & 4-Y-O BENCHMARK 68 Handicap - 1800m



22 May 2026 - 7:31PM

Track Rating: Soft 6, Weather: Fine, Rail Position: +2m 900m-W/Post, True Remainder

Section	L1800	L1600	L1400	L1200	L1000	L800	L600	L400	L200
Section Times	1:53.82 (0:13.43)	1:40.39 [1] (0:11.54)	1:28.85 [1] (0:12.26)	1:16.59 [1] (0:12.92)	1:03.66 [1] (0:12.83)	0:50.83 [1] (0:12.53)	0:38.30 [2] (0:11.98)	0:26.32 [2] (0:12.43)	0:13.89 [5] (0:13.89)
Average Speed [km/h]	52.2	63.0	58.7	55.7	55.9	57.4	59.4	57.9	51.5
Top Speed [km/h]	66.8	65.5	60.4	56.8	56.6	58.3	60.6	59.2	56.5
Avg. Dist. to Rail [m]	5.1	2.1	0.3	0.2	0.7	0.8	1.6	0.8	1.4
Avg. Stride Freq. [Hz]	2.4	2.3	2.2	2.1	2.1	2.1	2.2	2.2	2.0
Avg. Stride Length [m]	6.6	7.9	7.7	7.6	7.6	7.6	7.6	7.5	7.3



- [ ] Ranking at each section and finish
- :-:- No data available at this section
- NA No data available





**Aquis Park Gold Coast QLD -**  
**Race 6: MAGIC MILLIONS NATIONAL 2YO CLASSIC - 1000m**  
 22 May 2026 - 8:02PM



Track Rating: Soft 6, Weather: Fine, Rail Position: +2m 900m-W/Post, True Remainder

Field Times                      0:57.97    0:44.59    0:34.04    0:22.66    0:11.38  
 (Race Tempo)                    (0:13.38) (0:10.54) (0:11.38) (0:11.28) (0:11.38)

Rank	TAB#	Horse	Overall Time	First 400m	Top Speed km/h (Section)	L1000	L800	L600	L400	L200			
	(BAR#)	Jockey	Margin (DT-W)	Last 600m	Fastest Section (Time)	Start - 800	800 - 600	600 - 400	400 - 200	200 - Finish			
11	1	Itchintogo	0:59.54	0:23.92	70.8 (1000 - 800)	0:59.54	0:46.16 [1]	0:35.61 [1]	0:24.20 [2]	0:12.45 [9]			
	(6)	Ben Melham	9.3L (-3)	0:35.62	800-600 (0:10.54)	(0:13.38)	(0:10.54)	(0:11.42)	(0:11.75)	(0:12.45)			
12	10	Scartoon	1:00.25	0:24.06	71.3 (1000 - 800)	1:00.25	0:46.80 [2]	0:36.19 [2]	0:24.87 [3]	0:13.05 [10]			
	(2)	Michael Rodd	13.4L (-5)	0:36.18	800-600 (0:10.61)	(0:13.45)	(0:10.61)	(0:11.31)	(0:11.82)	(0:13.05)			

Scratched: Dolly Boom (#11), Lord Horatio (#14), Star Of Lily (#15), Cool Gent (#16), Palmanova (#17)

Report Created: Fri 22 May 2026

(Note: Races are conducted over an approximate distance as close as possible to the advertised distance, and recorded data may vary accordingly. Official times refer to race times only and do not include handicap times.)

[ ] Position in running at each section and finish    TAB# Saddle cloth number  
 -:-:- No data available at this section                    BAR# Barrier/Gate Position  
 NA No data available    DNF Did not finish  
 DNT Did not track     DT-W Distance travelled compared to winner in metres

Fastest split  
 Fastest section

Page 2/14  
 data processed by **TRIPLESDATA**

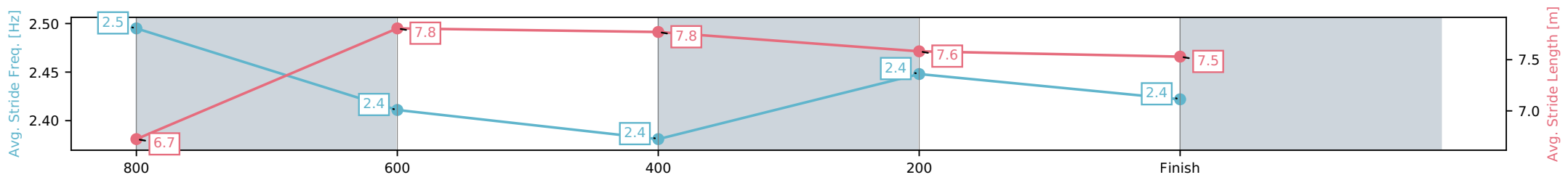
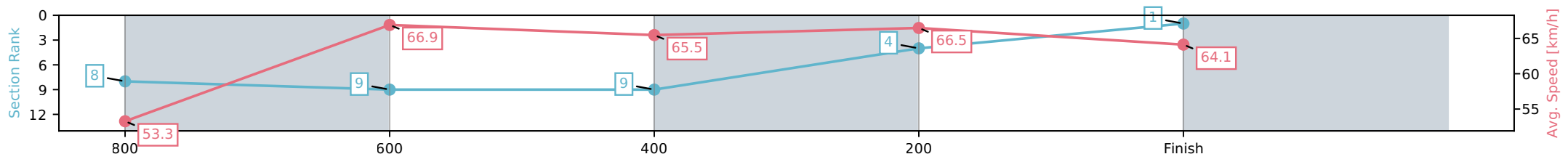
Horse/Jockey Name	The Next Episode/Jason Collett
Finish Rank	1
Fastest Section Time (Section)	0:10.87 (800-600)
Top Speed [km/h] (Section)	69.4 (1000 - 800)
Race State	Finished



Aquis Park Gold Coast QLD  
 Race 6: MAGIC MILLIONS NATIONAL 2YO CLASSIC - 1000m  
 22 May 2026 - 8:02PM  
 Track Rating: Soft 6, Weather: Fine, Rail Position: +2m 900m-W/Post, True Remainder



Section	L1000	L800	L600	L400	L200
Section Times	0:57.97 (0:13.90)	0:44.07 [8] (0:10.87)	0:33.20 [9] (0:11.16)	0:22.04 [9] (0:10.92)	0:11.12 [4] (0:11.12)
Average Speed [km/h]	53.3	66.9	65.5	66.5	64.1
Top Speed [km/h]	69.4	68.2	67.4	67.6	66.1
Avg. Dist. to Rail [m]	10.1	2.4	2.7	7.9	8.4
Avg. Stride Freq. [Hz]	2.5	2.4	2.4	2.4	2.4
Avg. Stride Length [m]	6.7	7.8	7.8	7.6	7.5



[ ] Ranking at each section and finish  
 -.-.- No data available at this section  
 NA No data available

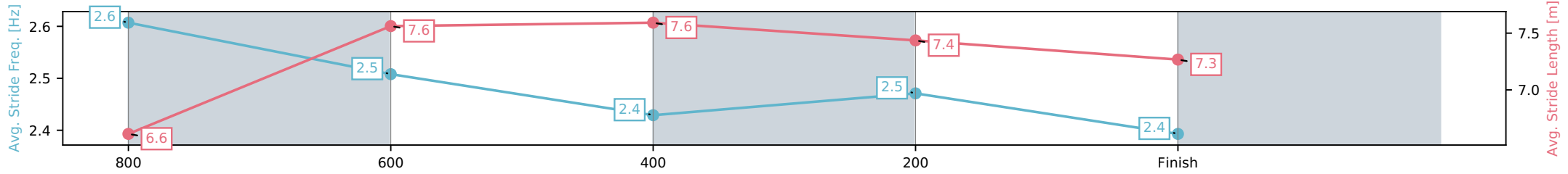
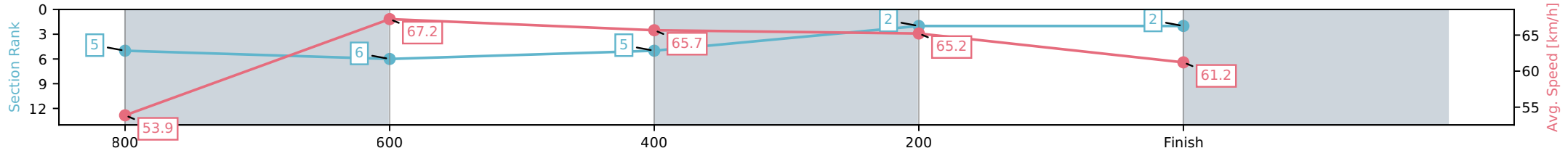
Horse/Jockey Name	Natural Fling/Jamie Melham
Finish Rank	2
Fastest Section Time (Section)	0:10.75 (800-600)
Top Speed [km/h] (Section)	68.1 (800-600)
Race State	Finished



Aquis Park Gold Coast QLD  
 Race 6: MAGIC MILLIONS NATIONAL 2YO CLASSIC - 1000m  
 22 May 2026 - 8:02PM  
 Track Rating: Soft 6, Weather: Fine, Rail Position: +2m 900m-W/Post, True Remainder



Section	L1000	L800	L600	L400	L200
Section Times	0:58.22 (0:13.73)	0:44.49 [5] (0:10.75)	0:33.74 [6] (0:11.02)	0:22.72 [5] (0:11.09)	0:11.63 [2] (0:11.63)
Average Speed [km/h]	53.9	67.2	65.7	65.2	61.2
Top Speed [km/h]	67.8	68.1	66.5	66.1	63.8
Avg. Dist. to Rail [m]	9.9	0.9	1.1	5.0	4.8
Avg. Stride Freq. [Hz]	2.6	2.5	2.4	2.5	2.4
Avg. Stride Length [m]	6.6	7.6	7.6	7.4	7.3



[ ] Ranking at each section and finish  
 -:-:- No data available at this section  
 NA No data available

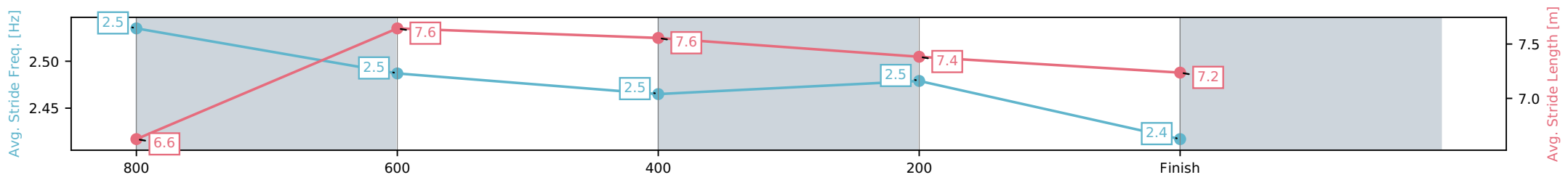
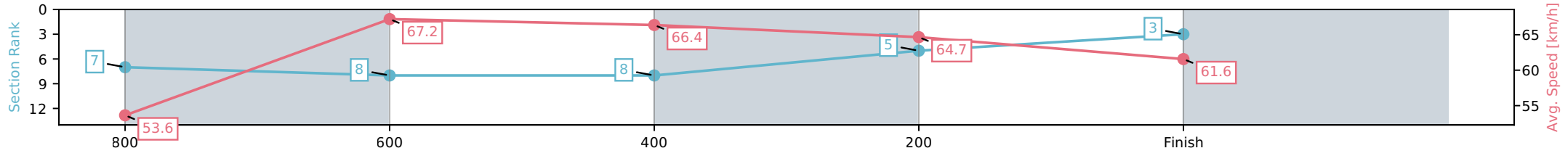
Horse/Jockey Name	Lucky Pat/Rachel King
Finish Rank	3
Fastest Section Time (Section)	0:10.80 (800-600)
Top Speed [km/h] (Section)	69.2 (1000 - 800)
Race State	Finished



Aquis Park Gold Coast QLD  
 Race 6: MAGIC MILLIONS NATIONAL 2YO CLASSIC - 1000m  
 22 May 2026 - 8:02PM  
 Track Rating: Soft 6, Weather: Fine, Rail Position: +2m 900m-W/Post, True Remainder



Section	L1000	L800	L600	L400	L200
Section Times	0:58.38 (0:13.82)	0:44.56 [7] (0:10.80)	0:33.76 [8] (0:11.06)	0:22.70 [8] (0:11.25)	0:11.45 [5] (0:11.45)
Average Speed [km/h]	53.6	67.2	66.4	64.7	61.6
Top Speed [km/h]	69.2	68.9	67.0	66.3	63.3
Avg. Dist. to Rail [m]	10.7	1.9	3.7	9.3	8.4
Avg. Stride Freq. [Hz]	2.5	2.5	2.5	2.5	2.4
Avg. Stride Length [m]	6.6	7.6	7.6	7.4	7.2



[ ] Ranking at each section and finish  
 -.-.- No data available at this section  
 NA No data available

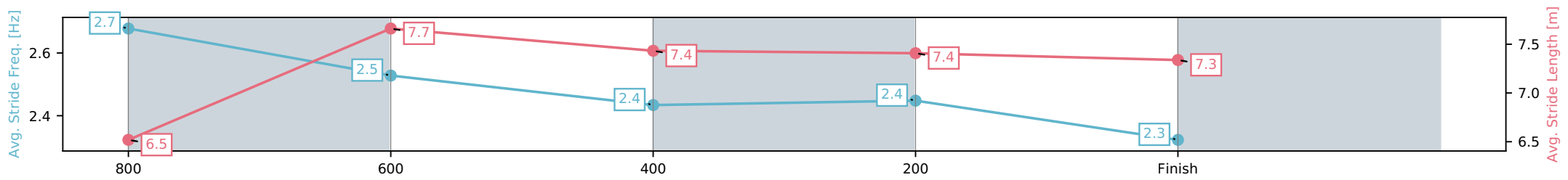
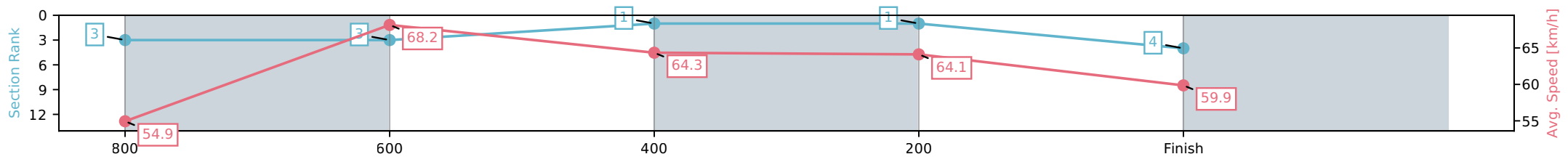
Horse/Jockey Name	Areprice/Jordan Childs
Finish Rank	4
Fastest Section Time (Section)	0:10.61 (800-600)
Top Speed [km/h] (Section)	70.3 (1000 - 800)
Race State	Finished



Aquis Park Gold Coast QLD  
 Race 6: MAGIC MILLIONS NATIONAL 2YO CLASSIC - 1000m  
 22 May 2026 - 8:02PM  
 Track Rating: Soft 6, Weather: Fine, Rail Position: +2m 900m-W/Post, True Remainder



Section	L1000	L800	L600	L400	L200
Section Times	0:58.52 (0:13.46)	0:45.06 [3] (0:10.61)	0:34.45 [3] (0:11.24)	0:23.21 [1] (0:11.28)	0:11.93 [1] (0:11.93)
Average Speed [km/h]	54.9	68.2	64.3	64.1	59.9
Top Speed [km/h]	70.3	70.2	65.4	65.2	62.7
Avg. Dist. to Rail [m]	7.6	1.2	1.0	3.1	3.2
Avg. Stride Freq. [Hz]	2.7	2.5	2.4	2.4	2.3
Avg. Stride Length [m]	6.5	7.7	7.4	7.4	7.3



[ ] Ranking at each section and finish  
 -:-:- No data available at this section  
 NA No data available

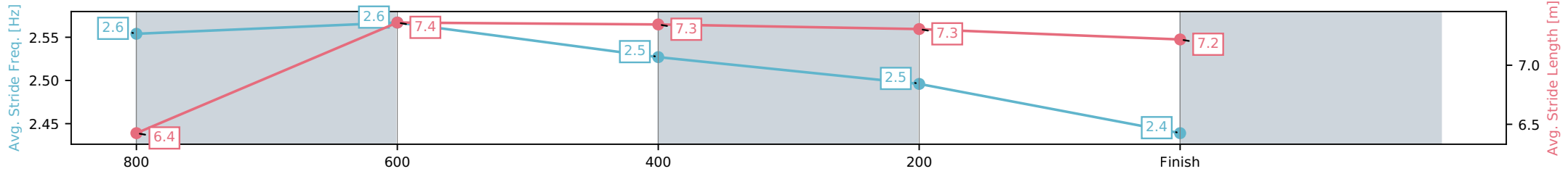
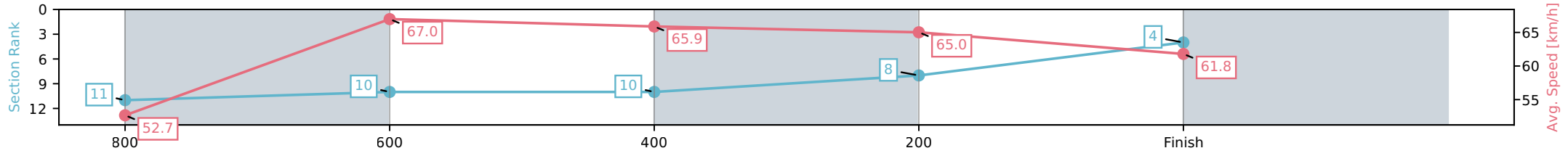
Horse/Jockey Name	Marffiano/Mark Zahra
Finish Rank	5
Fastest Section Time (Section)	0:10.81 (800-600)
Top Speed [km/h] (Section)	68.7 (800-600)
Race State	Finished



Aquis Park Gold Coast QLD  
 Race 6: MAGIC MILLIONS NATIONAL 2YO CLASSIC - 1000m  
 22 May 2026 - 8:02PM  
 Track Rating: Soft 6, Weather: Fine, Rail Position: +2m 900m-W/Post, True Remainder



Section	L1000	L800	L600	L400	L200
Section Times	0:58.52 (0:14.14)	0:44.38 [11] (0:10.81)	0:33.57 [10] (0:11.01)	0:22.56 [10] (0:11.13)	0:11.44 [8] (0:11.44)
Average Speed [km/h]	52.7	67.0	65.9	65.0	61.8
Top Speed [km/h]	67.9	68.7	67.1	66.1	63.8
Avg. Dist. to Rail [m]	12.6	1.3	1.4	5.5	7.9
Avg. Stride Freq. [Hz]	2.6	2.6	2.5	2.5	2.4
Avg. Stride Length [m]	6.4	7.4	7.3	7.3	7.2



[ ] Ranking at each section and finish  
 -:-:- No data available at this section  
 NA No data available

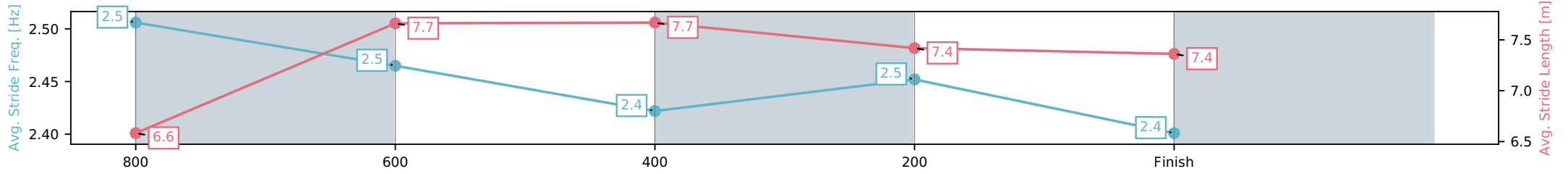
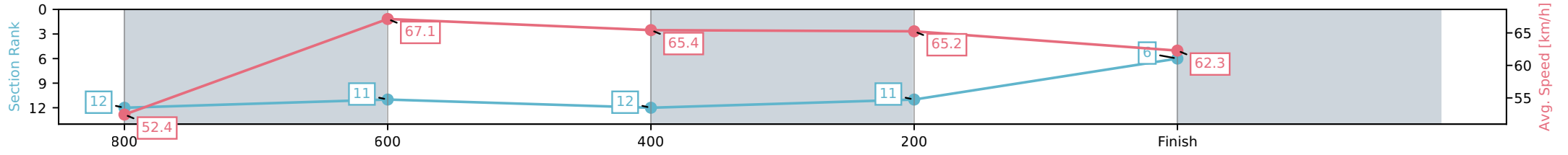
Horse/Jockey Name	Say You Will/Cejay Graham
Finish Rank	6
Fastest Section Time (Section)	0:10.79 (800-600)
Top Speed [km/h] (Section)	68.6 (1000 - 800)
Race State	Finished



Aquis Park Gold Coast QLD  
 Race 6: MAGIC MILLIONS NATIONAL 2YO CLASSIC - 1000m  
 22 May 2026 - 8:02PM  
 Track Rating: Soft 6, Weather: Fine, Rail Position: +2m 900m-W/Post, True Remainder



Section	L1000	L800	L600	L400	L200
Section Times	0:58.55 (0:14.20)	0:44.35 [12] (0:10.79)	0:33.56 [11] (0:11.10)	0:22.46 [12] (0:11.14)	0:11.32 [11] (0:11.32)
Average Speed [km/h]	52.4	67.1	65.4	65.2	62.3
Top Speed [km/h]	68.6	68.5	68.0	67.1	64.8
Avg. Dist. to Rail [m]	13.4	1.3	2.2	8.1	10.9
Avg. Stride Freq. [Hz]	2.5	2.5	2.4	2.5	2.4
Avg. Stride Length [m]	6.6	7.7	7.7	7.4	7.4



[ ] Ranking at each section and finish  
 -.-.- No data available at this section  
 NA No data available

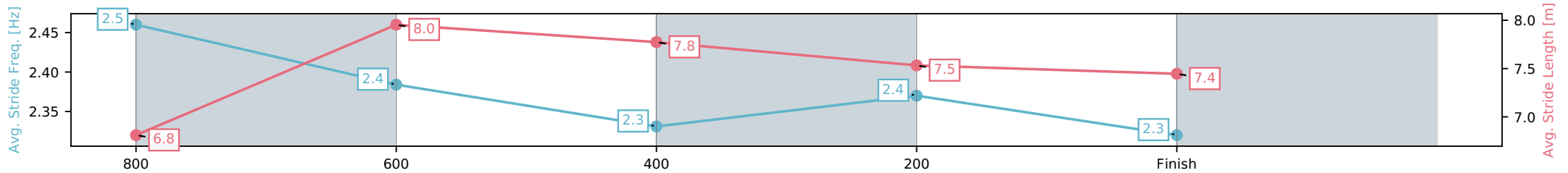
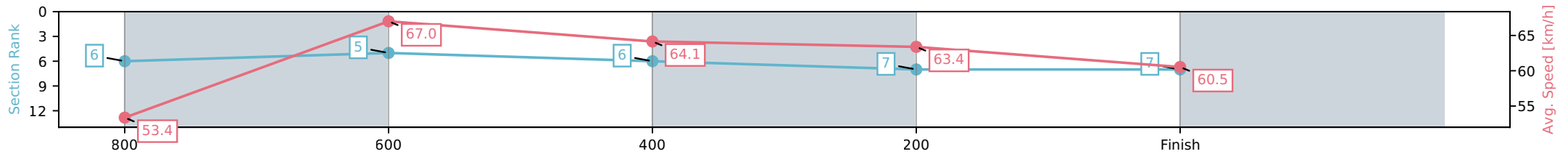
Horse/Jockey Name	Final Crusade/Ryan Maloney
Finish Rank	7
Fastest Section Time (Section)	0:10.69 (800-600)
Top Speed [km/h] (Section)	68.6 (800-600)
Race State	Finished



Aquis Park Gold Coast QLD  
 Race 6: MAGIC MILLIONS NATIONAL 2YO CLASSIC - 1000m  
 22 May 2026 - 8:02PM  
 Track Rating: Soft 6, Weather: Fine, Rail Position: +2m 900m-W/Post, True Remainder



Section	L1000	L800	L600	L400	L200
Section Times	0:58.72 (0:13.76)	0:44.96 [6] (0:10.69)	0:34.27 [5] (0:11.13)	0:23.13 [6] (0:11.39)	0:11.75 [7] (0:11.75)
Average Speed [km/h]	53.4	67.0	64.1	63.4	60.5
Top Speed [km/h]	68.1	68.6	66.3	64.2	62.6
Avg. Dist. to Rail [m]	5.3	1.3	1.2	1.1	1.6
Avg. Stride Freq. [Hz]	2.5	2.4	2.3	2.4	2.3
Avg. Stride Length [m]	6.8	8.0	7.8	7.5	7.4



- [ ] Ranking at each section and finish
- :-:- No data available at this section
- NA No data available

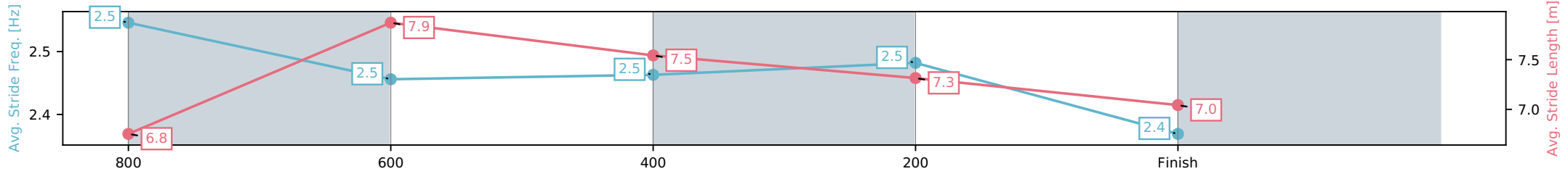
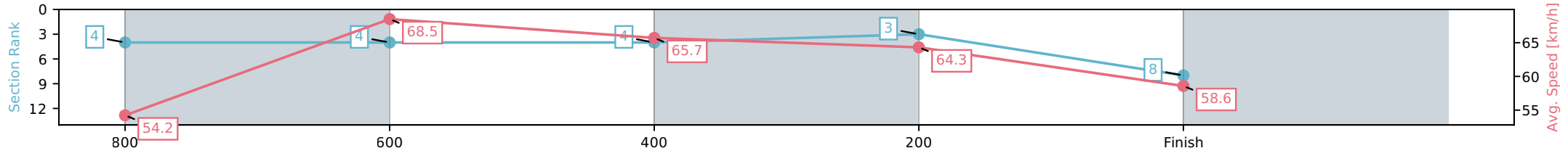
Horse/Jockey Name	Fearless Win/Mark Du Plessis
Finish Rank	8
Fastest Section Time (Section)	0:10.60 (800-600)
Top Speed [km/h] (Section)	69.6 (800-600)
Race State	Finished



Aquis Park Gold Coast QLD  
 Race 6: MAGIC MILLIONS NATIONAL 2YO CLASSIC - 1000m  
 22 May 2026 - 8:02PM  
 Track Rating: Soft 6, Weather: Fine, Rail Position: +2m 900m-W/Post, True Remainder



Section	L1000	L800	L600	L400	L200
Section Times	0:58.80 (0:13.62)	0:45.18 [4] (0:10.60)	0:34.59 [4] (0:11.17)	0:23.42 [4] (0:11.26)	0:12.16 [3] (0:12.16)
Average Speed [km/h]	54.2	68.5	65.7	64.3	58.6
Top Speed [km/h]	69.5	69.6	67.7	65.3	62.8
Avg. Dist. to Rail [m]	8.7	2.1	3.4	5.2	4.5
Avg. Stride Freq. [Hz]	2.5	2.5	2.5	2.5	2.4
Avg. Stride Length [m]	6.8	7.9	7.5	7.3	7.0



[ ] Ranking at each section and finish  
 -:-:- No data available at this section  
 NA No data available

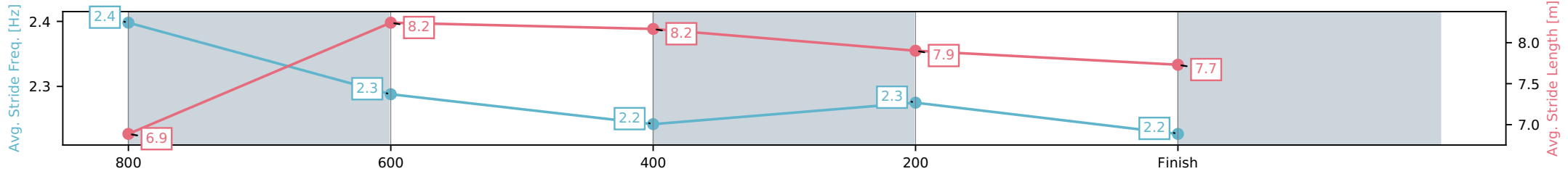
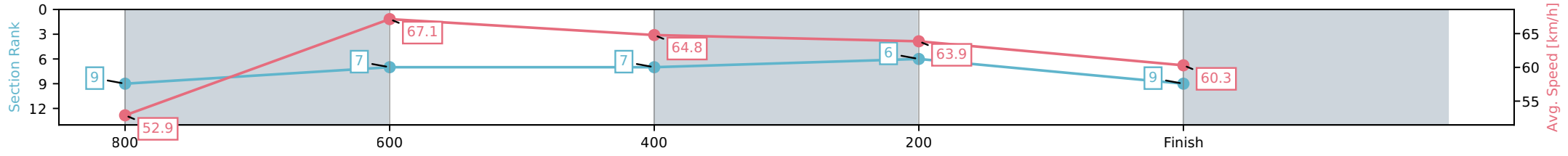
Horse/Jockey Name	Rarotonga/Tommy Berry
Finish Rank	9
Fastest Section Time (Section)	0:10.69 (800-600)
Top Speed [km/h] (Section)	67.8 (800-600)
Race State	Finished



Aquis Park Gold Coast QLD  
 Race 6: MAGIC MILLIONS NATIONAL 2YO CLASSIC - 1000m  
 22 May 2026 - 8:02PM  
 Track Rating: Soft 6, Weather: Fine, Rail Position: +2m 900m-W/Post, True Remainder



Section	L1000	L800	L600	L400	L200
Section Times	0:58.82 (0:13.92)	0:44.90 [9] (0:10.69)	0:34.21 [7] (0:11.06)	0:23.16 [7] (0:11.30)	0:11.86 [6] (0:11.86)
Average Speed [km/h]	52.9	67.1	64.8	63.9	60.3
Top Speed [km/h]	67.4	67.8	66.5	65.1	62.5
Avg. Dist. to Rail [m]	6.4	1.0	1.0	3.4	6.0
Avg. Stride Freq. [Hz]	2.4	2.3	2.2	2.3	2.2
Avg. Stride Length [m]	6.9	8.2	8.2	7.9	7.7



[ ] Ranking at each section and finish  
 -:-:- No data available at this section  
 NA No data available

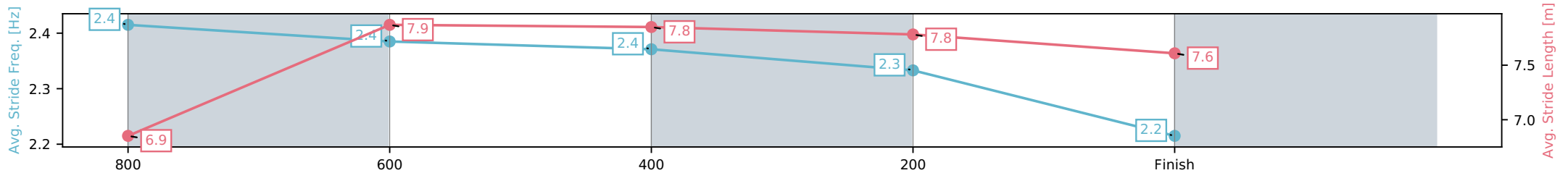
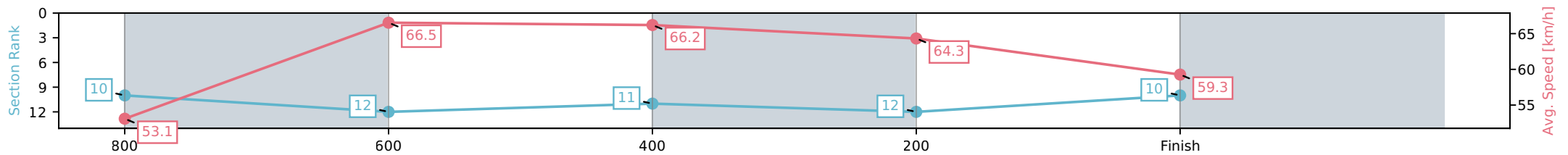
Horse/Jockey Name	Written Aclaim/Boris Thornton
Finish Rank	10
Fastest Section Time (Section)	0:10.98 (800-600)
Top Speed [km/h] (Section)	67.5 (800-600)
Race State	Finished



Aquis Park Gold Coast QLD  
 Race 6: MAGIC MILLIONS NATIONAL 2YO CLASSIC - 1000m  
 22 May 2026 - 8:02PM  
 Track Rating: Soft 6, Weather: Fine, Rail Position: +2m 900m-W/Post, True Remainder



Section	L1000	L800	L600	L400	L200
Section Times	0:59.32 (0:14.03)	0:45.29 [10] (0:10.98)	0:34.31 [12] (0:11.02)	0:23.29 [11] (0:11.28)	0:12.01 [12] (0:12.01)
Average Speed [km/h]	53.1	66.5	66.2	64.3	59.3
Top Speed [km/h]	67.4	67.5	67.4	65.4	64.1
Avg. Dist. to Rail [m]	13.3	3.4	2.4	8.2	8.9
Avg. Stride Freq. [Hz]	2.4	2.4	2.4	2.3	2.2
Avg. Stride Length [m]	6.9	7.9	7.8	7.8	7.6



- [ ] Ranking at each section and finish
- :-:- No data available at this section
- NA No data available

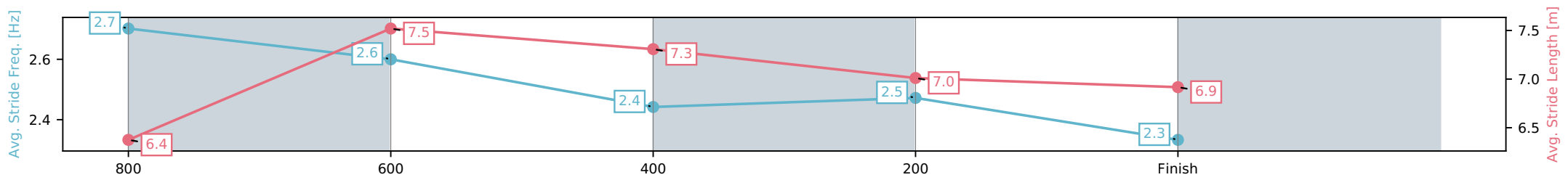
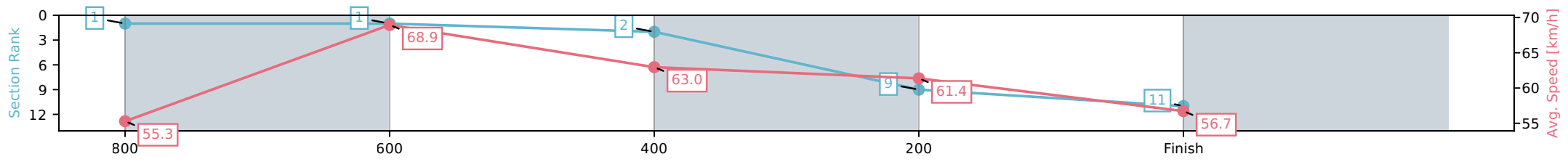
Horse/Jockey Name	Itchintogo/Ben Melham
Finish Rank	11
Fastest Section Time (Section)	0:10.54 (800-600)
Top Speed [km/h] (Section)	70.8 (1000 - 800)
Race State	Finished



Aquis Park Gold Coast QLD  
 Race 6: MAGIC MILLIONS NATIONAL 2YO CLASSIC - 1000m  
 22 May 2026 - 8:02PM  
 Track Rating: Soft 6, Weather: Fine, Rail Position: +2m 900m-W/Post, True Remainder



Section	L1000	L800	L600	L400	L200
Section Times	0:59.54 (0:13.38)	0:46.16 [1] (0:10.54)	0:35.61 [1] (0:11.42)	0:24.20 [2] (0:11.75)	0:12.45 [9] (0:12.45)
Average Speed [km/h]	55.3	68.9	63.0	61.4	56.7
Top Speed [km/h]	70.8	70.6	65.1	62.5	59.2
Avg. Dist. to Rail [m]	9.5	2.5	0.5	1.7	4.6
Avg. Stride Freq. [Hz]	2.7	2.6	2.4	2.5	2.3
Avg. Stride Length [m]	6.4	7.5	7.3	7.0	6.9



[ ] Ranking at each section and finish  
 -:-:- No data available at this section  
 NA No data available

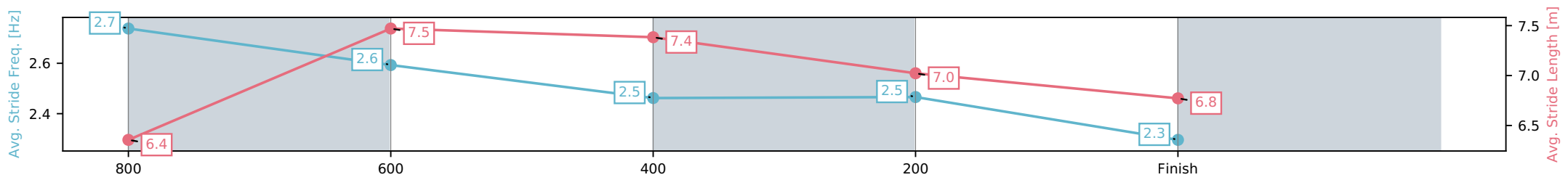
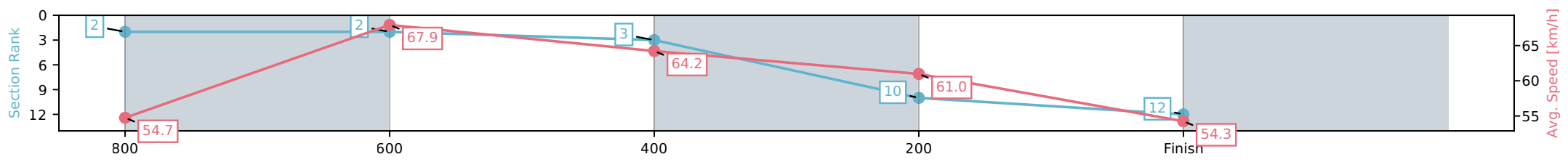
Horse/Jockey Name	Scartoon/Michael Rodd
Finish Rank	12
Fastest Section Time (Section)	0:10.61 (800-600)
Top Speed [km/h] (Section)	71.3 (1000 - 800)
Race State	Finished



Aquis Park Gold Coast QLD  
 Race 6: MAGIC MILLIONS NATIONAL 2YO CLASSIC - 1000m  
 22 May 2026 - 8:02PM  
 Track Rating: Soft 6, Weather: Fine, Rail Position: +2m 900m-W/Post, True Remainder



Section	L1000	L800	L600	L400	L200
Section Times	1:00.25 (0:13.45)	0:46.80 [2] (0:10.61)	0:36.19 [2] (0:11.31)	0:24.87 [3] (0:11.82)	0:13.05 [10] (0:13.05)
Average Speed [km/h]	54.7	67.9	64.2	61.0	54.3
Top Speed [km/h]	71.3	69.7	65.5	62.4	58.4
Avg. Dist. to Rail [m]	5.6	0.9	1.5	3.2	6.5
Avg. Stride Freq. [Hz]	2.7	2.6	2.5	2.5	2.3
Avg. Stride Length [m]	6.4	7.5	7.4	7.0	6.8



[ ] Ranking at each section and finish  
 -:-:- No data available at this section  
 NA No data available





Aquis Park Gold Coast QLD -  
 Race 7: CELLARBRATIONS BENCHMARK 78 Handicap - 1400m  
 22 May 2026 - 8:31PM



Track Rating: Soft 6, Weather: Fine, Rail Position: +2m 900m-W/Post, True Remainder

Field Times (Race Tempo)      1:24.75 (0:13.98)    1:10.77 (0:11.19)    0:59.58 (0:11.94)    0:47.63 (0:11.77)    0:35.87 (0:11.72)    0:24.14 (0:11.91)    0:12.23 (0:12.23)

Rank	TAB#	Horse	Overall Time	First 400m	Top Speed km/h (Section)	L1400	L1200	L1000	L800	L600	L400	L200	
	(BAR#)	Jockey	Margin (DT-W)	Last 600m	Fastest Section (Time)	Start - 1200	1200 - 1000	1000 - 800	800 - 600	600 - 400	400 - 200	200 - Finish	
11	2	Scarlet Prince	1:26.06	0:26.58	62.9 (1200-1000)	1:26.06	1:11.04 [12]	0:59.48 [12]	0:47.57 [12]	0:35.75 [11]	0:24.06 [11]	0:12.11 [11]	
	(10)	Rob Thorburn	7.7L (-11)	0:35.76	1200-1000 (0:11.56)	(0:15.02)	(0:11.56)	(0:11.91)	(0:11.82)	(0:11.70)	(0:11.95)	(0:12.11)	
12	5	October	1:26.89	0:26.14	63.7 (1200-1000)	1:26.89	1:12.14 [9]	1:00.75 [10]	0:48.60 [11]	0:36.56 [12]	0:24.80 [12]	0:12.75 [12]	
	(3)	Jace McMurray	12.6L (-9)	0:36.55	1200-1000 (0:11.39)	(0:14.75)	(0:11.39)	(0:12.15)	(0:12.04)	(0:11.75)	(0:12.05)	(0:12.75)	

Scratched: Dirty Dancing (#3), Fragile Love (#13), Cheval Chic (#14), Pocketmoney (#15), Kinross Lane (#16)

Report Created: Fri 22 May 2026

(Note: Races are conducted over an approximate distance as close as possible to the advertised distance, and recorded data may vary accordingly. Official times refer to race times only and do not include handicap times.)

[ ] Position in running at each section and finish    TAB# Saddle cloth number  
 -:-:- No data available at this section                BAR# Barrier/Gate Position  
 NA No data available                                        DNF Did not finish  
 DNT Did not track    DT-W Distance travelled compared to winner in metres

Fastest split  
 Fastest section

Page 2/14  
 data processed by TRIPLESDATA

Horse/Jockey Name	Blitzburg/Chelsea Baker
Finish Rank	1
Fastest Section Time (Section)	0:11.19 (1200-1000)
Top Speed [km/h] (Section)	68.0 (1400 - 1200)
Race State	Finished



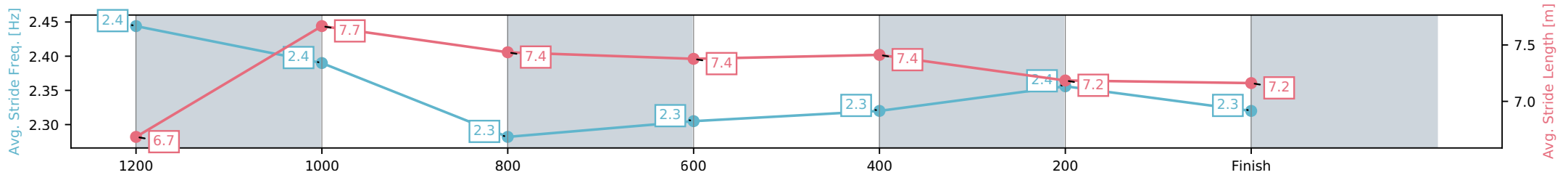
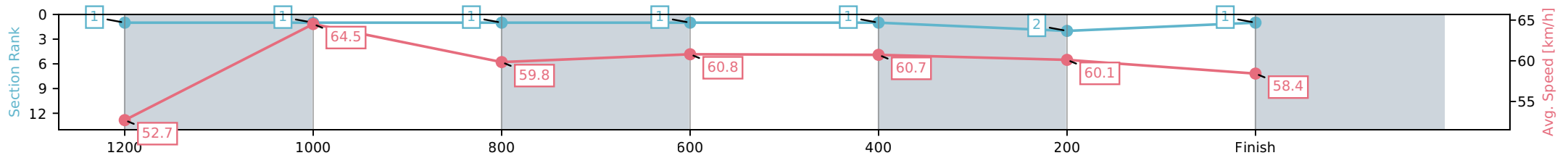
Aquis Park Gold Coast QLD  
 Race 7: CELLARBRATIONS BENCHMARK 78 Handicap - 1400m



22 May 2026 - 8:31PM

Track Rating: Soft 6, Weather: Fine, Rail Position: +2m 900m-W/Post, True Remainder

Section	L1400	L1200	L1000	L800	L600	L400	L200
Section Times	1:24.75 (0:13.98)	1:10.77 [1] (0:11.19)	0:59.58 [1] (0:11.94)	0:47.64 [1] (0:11.77)	0:35.86 [1] (0:11.72)	0:24.14 [1] (0:11.95)	0:12.20 [2] (0:12.20)
Average Speed [km/h]	52.7	64.5	59.8	60.8	60.7	60.1	58.4
Top Speed [km/h]	68.0	67.2	61.7	62.5	62.1	61.5	60.5
Avg. Dist. to Rail [m]	15.9	1.8	1.2	1.8	2.0	0.6	0.2
Avg. Stride Freq. [Hz]	2.4	2.4	2.3	2.3	2.3	2.4	2.3
Avg. Stride Length [m]	6.7	7.7	7.4	7.4	7.4	7.2	7.2



[ ] Ranking at each section and finish  
 -:-:- No data available at this section  
 NA No data available

Horse/Jockey Name	I'm Heroic/Daniel Moor
Finish Rank	2
Fastest Section Time (Section)	0:11.10 (1200-1000)
Top Speed [km/h] (Section)	66.2 (1200-1000)
Race State	Finished



Aquis Park Gold Coast QLD

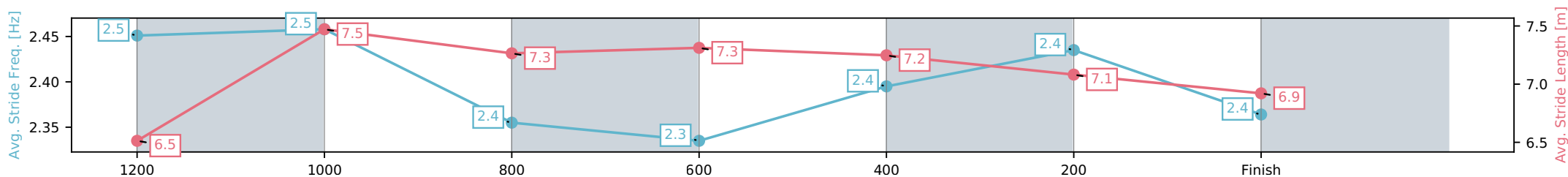
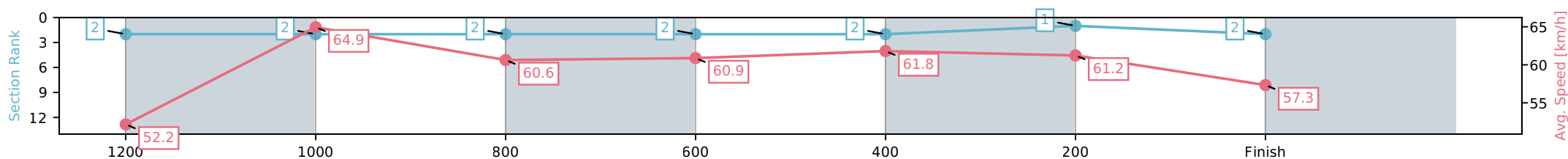
Race 7: CELLARBRATIONS BENCHMARK 78 Handicap - 1400m

22 May 2026 - 8:31PM

Track Rating: Soft 6, Weather: Fine, Rail Position: +2m 900m-W/Post, True Remainder



Section	L1400	L1200	L1000	L800	L600	L400	L200
Section Times	1:25.01 (0:14.15)	1:10.86 [2] (0:11.10)	0:59.76 [2] (0:11.94)	0:47.82 [2] (0:11.87)	0:35.95 [2] (0:11.68)	0:24.27 [2] (0:11.78)	0:12.49 [1] (0:12.49)
Average Speed [km/h]	52.2	64.9	60.6	60.9	61.8	61.2	57.3
Top Speed [km/h]	66.1	66.2	62.7	61.6	62.7	61.7	60.0
Avg. Dist. to Rail [m]	13.4	2.5	1.2	1.3	0.7	1.4	0.5
Avg. Stride Freq. [Hz]	2.5	2.5	2.4	2.3	2.4	2.4	2.4
Avg. Stride Length [m]	6.5	7.5	7.3	7.3	7.2	7.1	6.9



- [ ] Ranking at each section and finish
- :-:- No data available at this section
- NA No data available

Horse/Jockey Name	More Love/Cejay Graham
Finish Rank	3
Fastest Section Time (Section)	0:11.21 (1200-1000)
Top Speed [km/h] (Section)	66.8 (1200-1000)
Race State	Finished



Aquis Park Gold Coast QLD

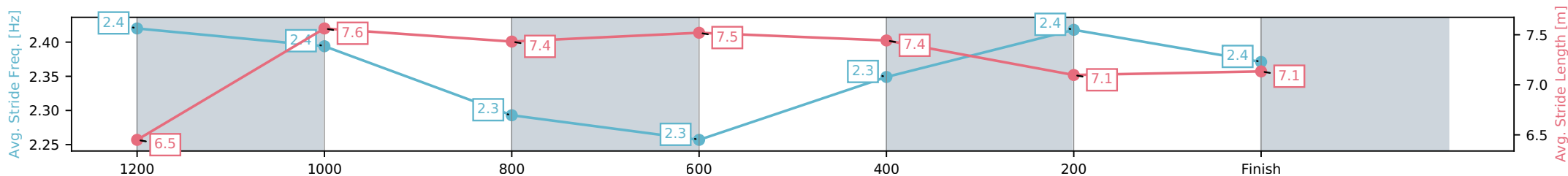
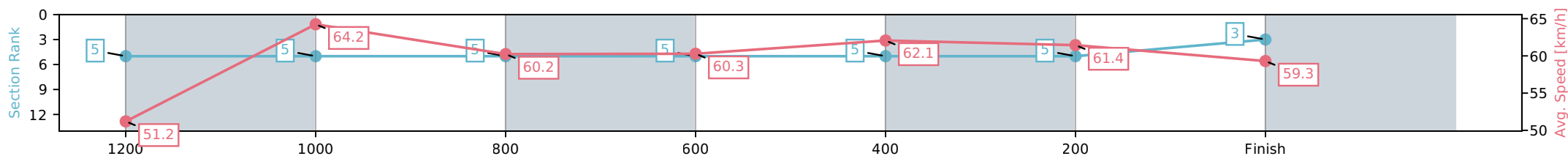
Race 7: CELLARBRATIONS BENCHMARK 78 Handicap - 1400m

22 May 2026 - 8:31PM

Track Rating: Soft 6, Weather: Fine, Rail Position: +2m 900m-W/Post, True Remainder



Section	L1400	L1200	L1000	L800	L600	L400	L200
Section Times	1:25.09 (0:14.38)	1:10.71 [5] (0:11.21)	0:59.51 [5] (0:12.06)	0:47.44 [5] (0:11.96)	0:35.49 [5] (0:11.64)	0:23.85 [5] (0:11.77)	0:12.08 [5] (0:12.08)
Average Speed [km/h]	51.2	64.2	60.2	60.3	62.1	61.4	59.3
Top Speed [km/h]	64.6	66.8	61.7	61.3	63.7	62.6	61.8
Avg. Dist. to Rail [m]	6.9	2.7	1.6	0.7	0.9	5.6	6.7
Avg. Stride Freq. [Hz]	2.4	2.4	2.3	2.3	2.3	2.4	2.4
Avg. Stride Length [m]	6.5	7.6	7.4	7.5	7.4	7.1	7.1



- [ ] Ranking at each section and finish
- :-:- No data available at this section
- NA No data available

Horse/Jockey Name	Ocean Alps/Ben Thompson
Finish Rank	4
Fastest Section Time (Section)	0:11.43 (1200-1000)
Top Speed [km/h] (Section)	64.9 (1200-1000)
Race State	Finished



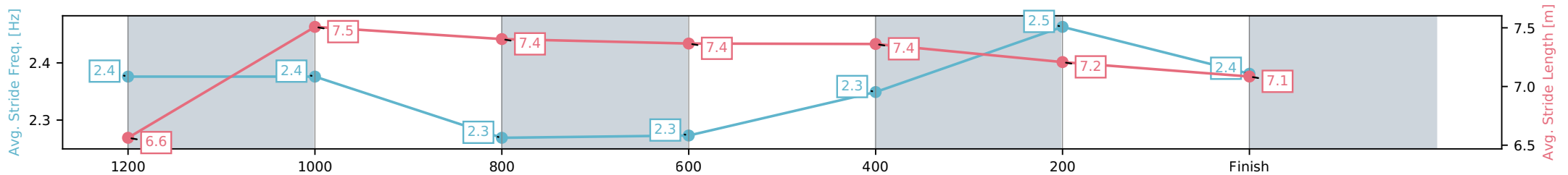
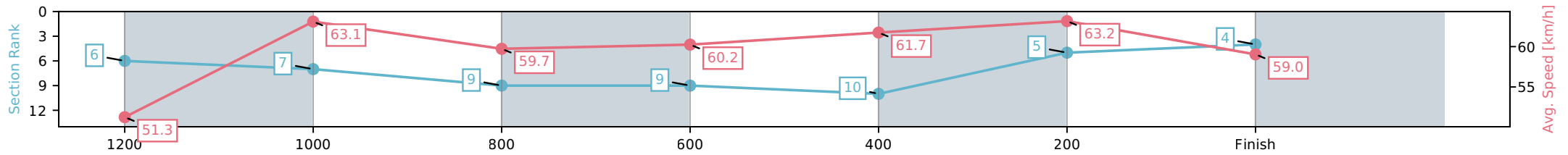
Aquis Park Gold Coast QLD  
 Race 7: CELLARBRATIONS BENCHMARK 78 Handicap - 1400m



22 May 2026 - 8:31PM

Track Rating: Soft 6, Weather: Fine, Rail Position: +2m 900m-W/Post, True Remainder

Section	L1400	L1200	L1000	L800	L600	L400	L200
Section Times	1:25.12 (0:14.39)	1:10.73 [6] (0:11.43)	0:59.30 [7] (0:12.18)	0:47.12 [9] (0:11.94)	0:35.19 [9] (0:11.63)	0:23.56 [10] (0:11.46)	0:12.10 [5] (0:12.10)
Average Speed [km/h]	51.3	63.1	59.7	60.2	61.7	63.2	59.0
Top Speed [km/h]	64.8	64.9	60.7	61.4	62.9	64.0	61.5
Avg. Dist. to Rail [m]	10.1	4.4	1.9	0.5	0.8	5.5	7.2
Avg. Stride Freq. [Hz]	2.4	2.4	2.3	2.3	2.3	2.5	2.4
Avg. Stride Length [m]	6.6	7.5	7.4	7.4	7.4	7.2	7.1



- [ ] Ranking at each section and finish
- :-:- No data available at this section
- NA No data available

Horse/Jockey Name	Grammar Lad/Michael Rodd
Finish Rank	5
Fastest Section Time (Section)	0:11.26 (1200-1000)
Top Speed [km/h] (Section)	65.5 (1200-1000)
Race State	Finished



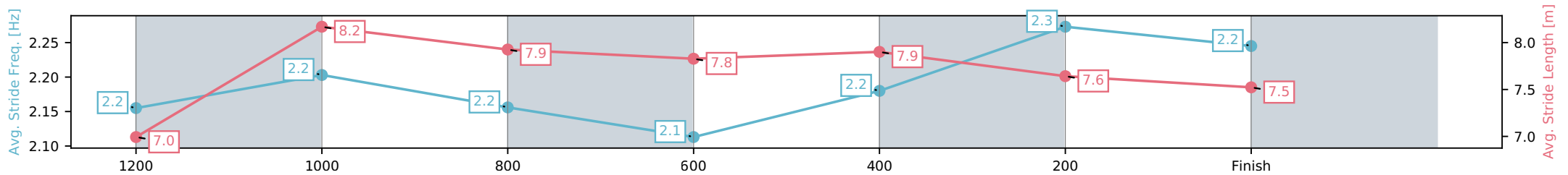
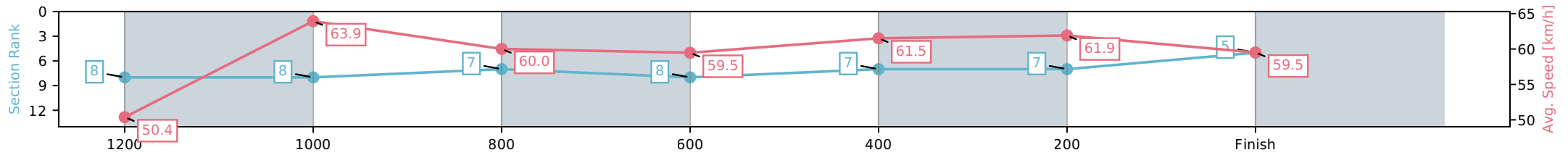
Aquis Park Gold Coast QLD  
 Race 7: CELLARBRATIONS BENCHMARK 78 Handicap - 1400m



22 May 2026 - 8:31PM

Track Rating: Soft 6, Weather: Fine, Rail Position: +2m 900m-W/Post, True Remainder

Section	L1400	L1200	L1000	L800	L600	L400	L200
Section Times	1:25.16 (0:14.63)	1:10.53 [8] (0:11.26)	0:59.26 [8] (0:11.97)	0:47.30 [7] (0:12.03)	0:35.27 [8] (0:11.54)	0:23.73 [7] (0:11.63)	0:12.09 [7] (0:12.09)
Average Speed [km/h]	50.4	63.9	60.0	59.5	61.5	61.9	59.5
Top Speed [km/h]	64.4	65.5	62.7	60.8	62.4	63.6	61.5
Avg. Dist. to Rail [m]	8.5	0.6	0.7	1.7	2.3	0.7	0.5
Avg. Stride Freq. [Hz]	2.2	2.2	2.2	2.1	2.2	2.3	2.2
Avg. Stride Length [m]	7.0	8.2	7.9	7.8	7.9	7.6	7.5



- [ ] Ranking at each section and finish
- :-:- No data available at this section
- NA No data available

Horse/Jockey Name	Belthil/Jason Collett
Finish Rank	6
Fastest Section Time (Section)	0:11.15 (1200-1000)
Top Speed [km/h] (Section)	66.7 (1200-1000)
Race State	Finished



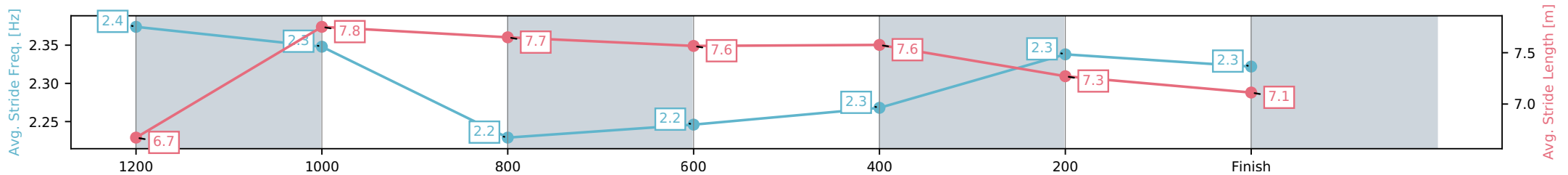
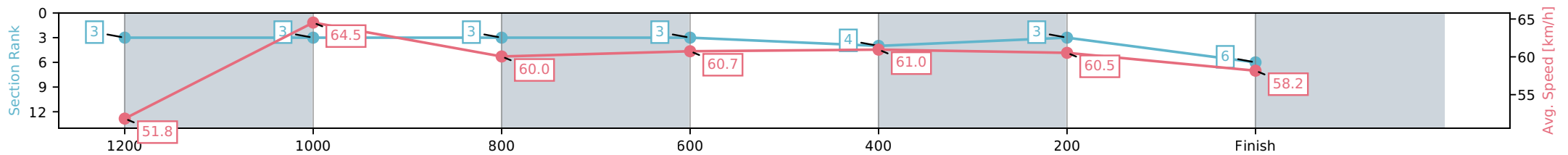
Aquis Park Gold Coast QLD  
 Race 7: CELLARBRATIONS BENCHMARK 78 Handicap - 1400m



22 May 2026 - 8:31PM

Track Rating: Soft 6, Weather: Fine, Rail Position: +2m 900m-W/Post, True Remainder

Section	L1400	L1200	L1000	L800	L600	L400	L200
Section Times	1:25.20 (0:14.23)	1:10.97 [3] (0:11.15)	0:59.81 [3] (0:12.02)	0:47.80 [3] (0:11.89)	0:35.91 [3] (0:11.73)	0:24.18 [4] (0:11.93)	0:12.26 [3] (0:12.26)
Average Speed [km/h]	51.8	64.5	60.0	60.7	61.0	60.5	58.2
Top Speed [km/h]	65.0	66.7	62.6	61.3	62.1	61.4	60.7
Avg. Dist. to Rail [m]	4.8	0.6	0.8	0.7	1.2	3.0	2.7
Avg. Stride Freq. [Hz]	2.4	2.3	2.2	2.2	2.3	2.3	2.3
Avg. Stride Length [m]	6.7	7.8	7.7	7.6	7.6	7.3	7.1



[ ] Ranking at each section and finish  
 -:-:- No data available at this section  
 NA No data available

Horse/Jockey Name	Yoshino/Mark Du Plessis
Finish Rank	7
Fastest Section Time (Section)	0:11.20 (1200-1000)
Top Speed [km/h] (Section)	65.3 (1200-1000)
Race State	Finished



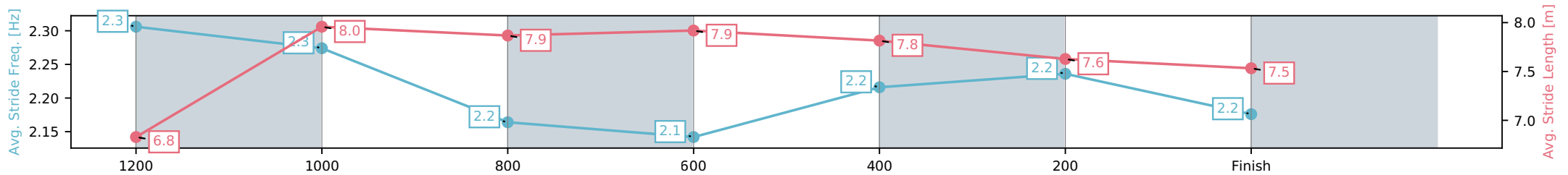
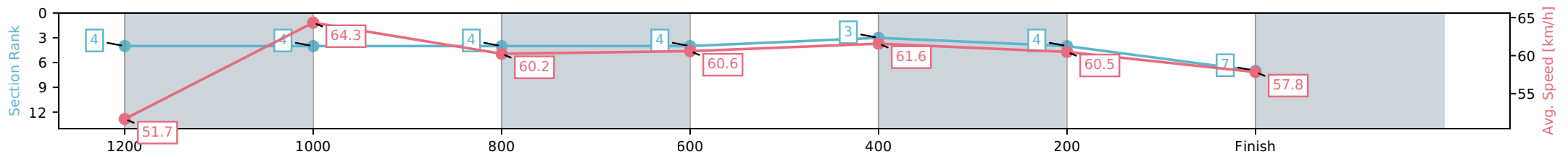
Aquis Park Gold Coast QLD  
 Race 7: CELLARBRATIONS BENCHMARK 78 Handicap - 1400m



22 May 2026 - 8:31PM

Track Rating: Soft 6, Weather: Fine, Rail Position: +2m 900m-W/Post, True Remainder

Section	L1400	L1200	L1000	L800	L600	L400	L200
Section Times	1:25.33 (0:14.25)	1:11.08 [4] (0:11.20)	0:59.88 [4] (0:12.02)	0:47.86 [4] (0:11.91)	0:35.95 [4] (0:11.62)	0:24.32 [3] (0:11.94)	0:12.38 [4] (0:12.38)
Average Speed [km/h]	51.7	64.3	60.2	60.6	61.6	60.5	57.8
Top Speed [km/h]	65.0	65.3	62.9	61.7	62.2	61.6	59.2
Avg. Dist. to Rail [m]	5.1	0.9	1.1	0.8	0.9	2.9	3.7
Avg. Stride Freq. [Hz]	2.3	2.3	2.2	2.1	2.2	2.2	2.2
Avg. Stride Length [m]	6.8	8.0	7.9	7.9	7.8	7.6	7.5



- [ ] Ranking at each section and finish
- :-:- No data available at this section
- NA No data available

Horse/Jockey Name	Hidden Melody/Bella Youngberry
Finish Rank	8
Fastest Section Time (Section)	0:11.24 (1200-1000)
Top Speed [km/h] (Section)	66.2 (1200-1000)
Race State	Finished



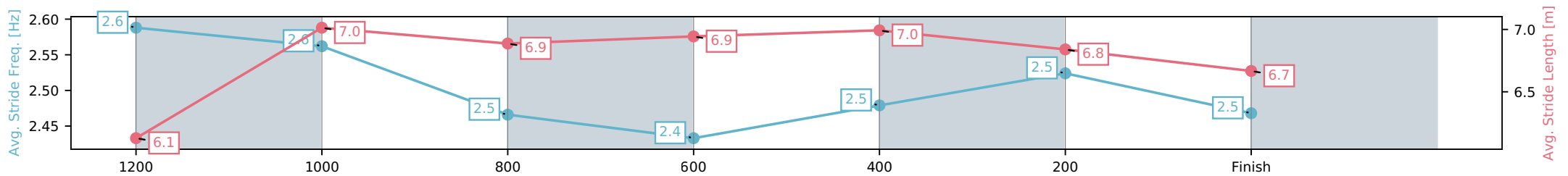
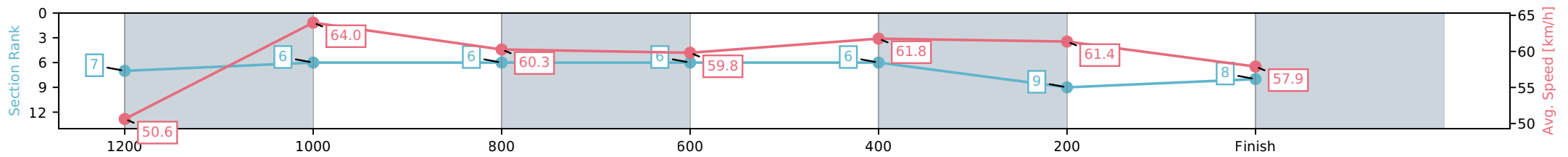
Aquis Park Gold Coast QLD  
 Race 7: CELLARBRATIONS BENCHMARK 78 Handicap - 1400m



22 May 2026 - 8:31PM

Track Rating: Soft 6, Weather: Fine, Rail Position: +2m 900m-W/Post, True Remainder

Section	L1400	L1200	L1000	L800	L600	L400	L200
Section Times	1:25.34 (0:14.57)	1:10.77 [7] (0:11.24)	0:59.53 [6] (0:11.94)	0:47.59 [6] (0:12.05)	0:35.54 [6] (0:11.58)	0:23.95 [6] (0:11.77)	0:12.18 [9] (0:12.18)
Average Speed [km/h]	50.6	64.0	60.3	59.8	61.8	61.4	57.9
Top Speed [km/h]	62.9	66.2	61.7	60.9	62.7	62.9	60.6
Avg. Dist. to Rail [m]	7.5	1.1	0.5	0.5	1.0	3.6	5.4
Avg. Stride Freq. [Hz]	2.6	2.6	2.5	2.4	2.5	2.5	2.5
Avg. Stride Length [m]	6.1	7.0	6.9	6.9	7.0	6.8	6.7



- [ ] Ranking at each section and finish
- :-:- No data available at this section
- NA No data available

Horse/Jockey Name	Midnight Drifter/Georgina Cartwright
Finish Rank	9
Fastest Section Time (Section)	0:11.28 (1200-1000)
Top Speed [km/h] (Section)	64.5 (1200-1000)
Race State	Finished



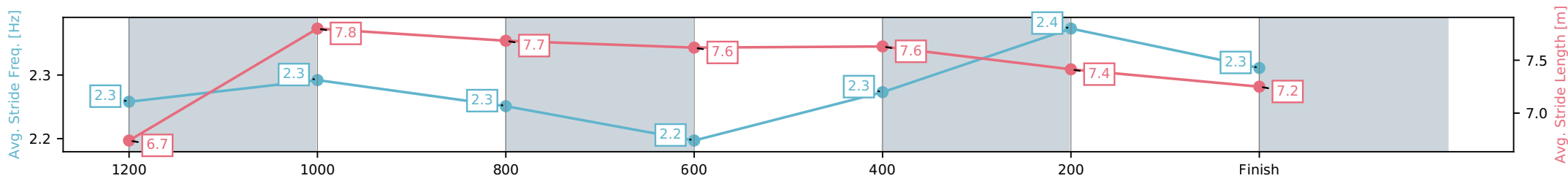
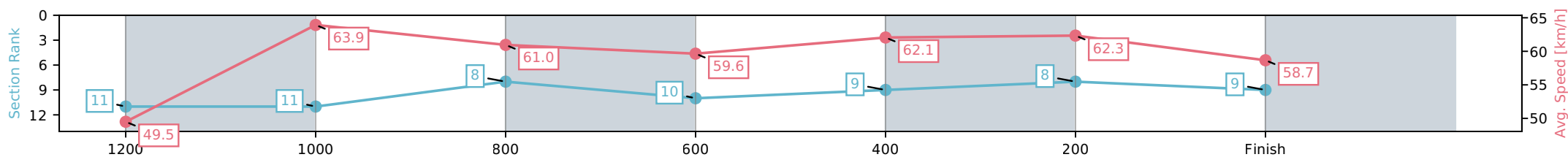
Aquis Park Gold Coast QLD  
 Race 7: CELLARBRATIONS BENCHMARK 78 Handicap - 1400m



22 May 2026 - 8:31PM

Track Rating: Soft 6, Weather: Fine, Rail Position: +2m 900m-W/Post, True Remainder

Section	L1400	L1200	L1000	L800	L600	L400	L200
Section Times	1:25.37 (0:14.90)	1:10.47 [11] (0:11.28)	0:59.19 [11] (0:11.78)	0:47.41 [8] (0:12.04)	0:35.37 [10] (0:11.53)	0:23.84 [9] (0:11.57)	0:12.27 [8] (0:12.27)
Average Speed [km/h]	49.5	63.9	61.0	59.6	62.1	62.3	58.7
Top Speed [km/h]	63.2	64.5	64.1	60.6	63.1	62.9	61.0
Avg. Dist. to Rail [m]	8.0	0.7	0.8	1.0	1.0	2.6	2.2
Avg. Stride Freq. [Hz]	2.3	2.3	2.3	2.2	2.3	2.4	2.3
Avg. Stride Length [m]	6.7	7.8	7.7	7.6	7.6	7.4	7.2



- [ ] Ranking at each section and finish
- :-:- No data available at this section
- NA No data available

Horse/Jockey Name	Heavenly Impact/Mark Zahra
Finish Rank	10
Fastest Section Time (Section)	0:11.21 (1200-1000)
Top Speed [km/h] (Section)	65.5 (1200-1000)
Race State	Finished



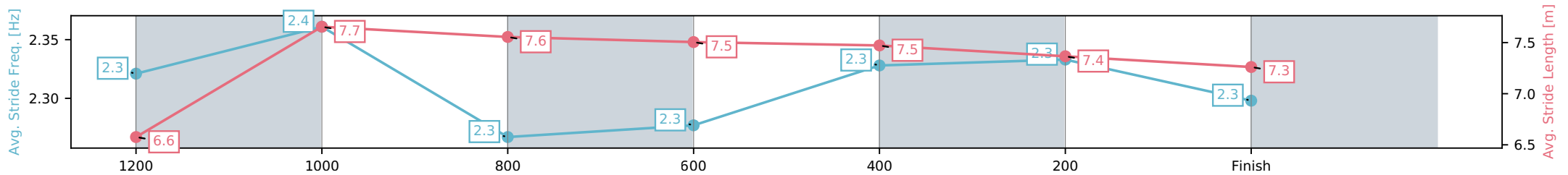
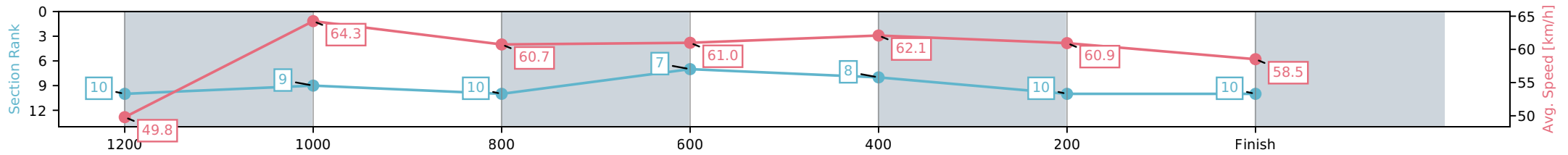
Aquis Park Gold Coast QLD  
 Race 7: CELLARBRATIONS BENCHMARK 78 Handicap - 1400m



22 May 2026 - 8:31PM

Track Rating: Soft 6, Weather: Fine, Rail Position: +2m 900m-W/Post, True Remainder

Section	L1400	L1200	L1000	L800	L600	L400	L200
Section Times	1:25.62 (0:14.83)	1:10.79 [10] (0:11.21)	0:59.58 [9] (0:11.97)	0:47.61 [10] (0:11.84)	0:35.77 [7] (0:11.67)	0:24.10 [8] (0:11.88)	0:12.21 [10] (0:12.21)
Average Speed [km/h]	49.8	64.3	60.7	61.0	62.1	60.9	58.5
Top Speed [km/h]	63.4	65.5	62.1	61.5	62.6	62.1	59.9
Avg. Dist. to Rail [m]	10.6	2.8	1.8	1.0	1.2	6.5	7.9
Avg. Stride Freq. [Hz]	2.3	2.4	2.3	2.3	2.3	2.3	2.3
Avg. Stride Length [m]	6.6	7.7	7.6	7.5	7.5	7.4	7.3



- [ ] Ranking at each section and finish
- :-:- No data available at this section
- NA No data available

Horse/Jockey Name	Scarlet Prince/Rob Thorburn
Finish Rank	11
Fastest Section Time (Section)	0:11.56 (1200-1000)
Top Speed [km/h] (Section)	62.9 (1200-1000)
Race State	Finished



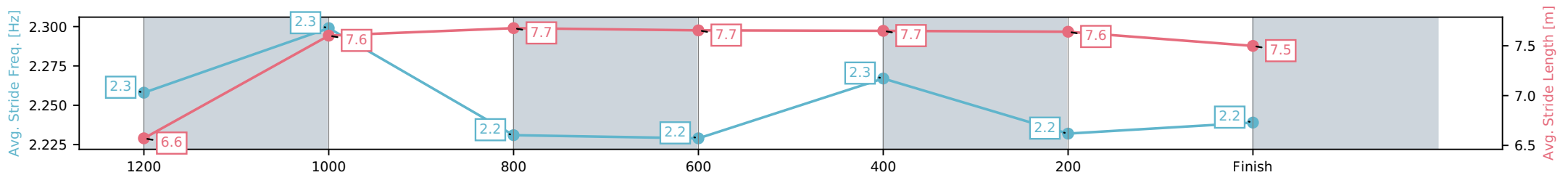
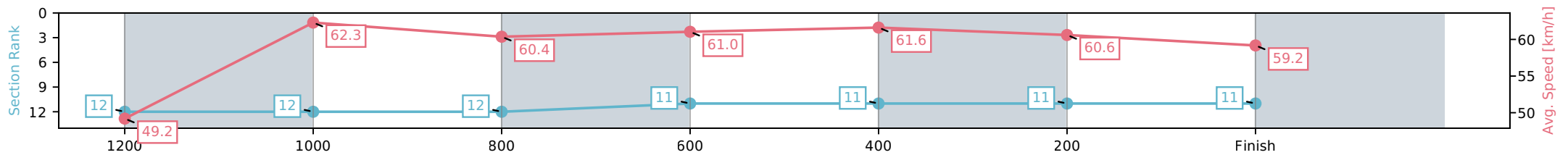
Aquis Park Gold Coast QLD  
 Race 7: CELLARBRATIONS BENCHMARK 78 Handicap - 1400m



22 May 2026 - 8:31PM

Track Rating: Soft 6, Weather: Fine, Rail Position: +2m 900m-W/Post, True Remainder

Section	L1400	L1200	L1000	L800	L600	L400	L200
Section Times	1:26.06 (0:15.02)	1:11.04 [12] (0:11.56)	0:59.48 [12] (0:11.91)	0:47.57 [12] (0:11.82)	0:35.75 [11] (0:11.70)	0:24.06 [11] (0:11.95)	0:12.11 [11] (0:12.11)
Average Speed [km/h]	49.2	62.3	60.4	61.0	61.6	60.6	59.2
Top Speed [km/h]	62.2	62.9	62.7	62.8	62.3	61.1	60.8
Avg. Dist. to Rail [m]	8.6	0.9	0.6	1.0	0.7	4.7	5.9
Avg. Stride Freq. [Hz]	2.3	2.3	2.2	2.2	2.3	2.2	2.2
Avg. Stride Length [m]	6.6	7.6	7.7	7.7	7.7	7.6	7.5



- [ ] Ranking at each section and finish
- :-:- No data available at this section
- NA No data available

Horse/Jockey Name	October/Jace McMurray
Finish Rank	12
Fastest Section Time (Section)	0:11.39 (1200-1000)
Top Speed [km/h] (Section)	63.7 (1200-1000)
Race State	Finished



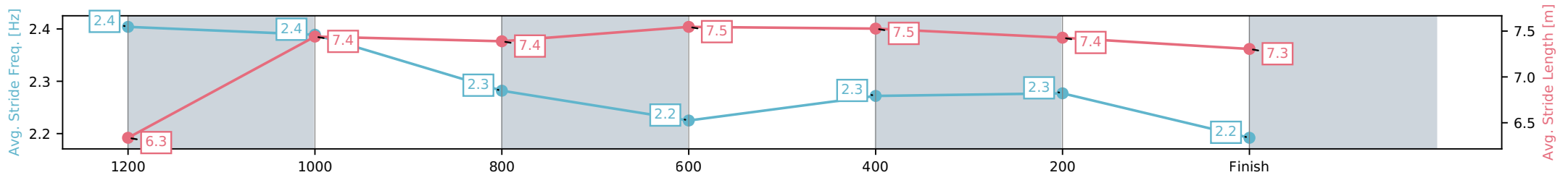
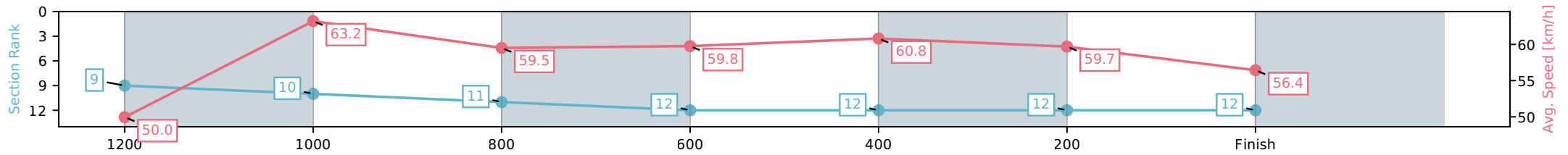
Aquis Park Gold Coast QLD  
 Race 7: CELLARBRATIONS BENCHMARK 78 Handicap - 1400m



22 May 2026 - 8:31PM

Track Rating: Soft 6, Weather: Fine, Rail Position: +2m 900m-W/Post, True Remainder

Section	L1400	L1200	L1000	L800	L600	L400	L200
Section Times	1:26.89 (0:14.75)	1:12.14 [9] (0:11.39)	1:00.75 [10] (0:12.15)	0:48.60 [11] (0:12.04)	0:36.56 [12] (0:11.75)	0:24.80 [12] (0:12.05)	0:12.75 [12] (0:12.75)
Average Speed [km/h]	50.0	63.2	59.5	59.8	60.8	59.7	56.4
Top Speed [km/h]	63.1	63.7	62.4	60.4	61.7	60.7	57.5
Avg. Dist. to Rail [m]	5.7	0.6	1.0	0.4	1.4	0.6	1.9
Avg. Stride Freq. [Hz]	2.4	2.4	2.3	2.2	2.3	2.3	2.2
Avg. Stride Length [m]	6.3	7.4	7.4	7.5	7.5	7.4	7.3



- [ ] Ranking at each section and finish
- :-:- No data available at this section
- NA No data available





Aquis Park Gold Coast QLD -  
 Race 8: THE BOTTLEO BENCHMARK 68 Handicap - 1200m  
 22 May 2026 - 9:00PM



Track Rating: Soft 6, Weather: Fine, Rail Position: +2m 900m-W/Post, True Remainder

Field Times (Race Tempo)                      1:11.33    0:57.51    0:46.57    0:35.13    0:23.40    0:11.90  
 (0:13.82)    (0:10.94)    (0:11.44)    (0:11.73)    (0:11.50)    (0:11.90)

Rank	TAB#	Horse	Overall Time	First 400m	Top Speed km/h (Section)	L1200	L1000	L800	L600	L400	L200		
	(BAR#)	Jockey	Margin (DT-W)	Last 600m	Fastest Section (Time)	Start - 1000	1000 - 800	800 - 600	600 - 400	400 - 200	200 - Finish		
11	19	Zouthur	1:12.62	0:25.89	65.0 (1200 - 1000)	1:12.62	0:58.21 [8]	0:46.73 [8]	0:35.22 [9]	0:23.88 [8]	0:12.19 [11]		
	(12)	Nozi Tomizawa	7.6L (-5)	0:35.22	600-400 (0:11.34)	(0:14.41)	(0:11.48)	(0:11.51)	(0:11.34)	(0:11.69)	(0:12.19)		
12	12	Regal Statue	1:12.99	0:25.10	68.2 (1000-800)	1:12.99	0:58.98 [4]	0:47.89 [3]	0:36.35 [4]	0:24.65 [4]	0:12.72 [7]		
	(3)	Cejay Graham	9.7L (-2)	0:36.35	1000-800 (0:11.10)	(0:14.00)	(0:11.10)	(0:11.54)	(0:11.70)	(0:11.93)	(0:12.72)		
13	11	Kinross Lane	1:15.03	0:26.41	65.4 (1200 - 1000)	1:15.03	1:00.34 [12]	0:48.62 [13]	0:37.22 [13]	0:25.46 [13]	0:13.32 [13]		
	(9)	Bella Youngberry	21.8L (+0)	0:37.21	800-600 (0:11.41)	(0:14.69)	(0:11.72)	(0:11.41)	(0:11.75)	(0:12.14)	(0:13.32)		

Scratched: Heavenly Impact (#1), Braveheart (#2), Downey (#3), Blantons Run (#10), Davikar (#14), Champagne Lane (#16), Nepravda (#17), Gambino (#18), Cressbrook (#22)

Report Created: Fri 22 May 2026

(Note: Races are conducted over an approximate distance as close as possible to the advertised distance, and recorded data may vary accordingly. Official times refer to race times only and do not include handicap times.)

[ ] Position in running at each section and finish    TAB# Saddle cloth number  
 -:-:- No data available at this section                      BAR# Barrier/Gate Position  
 NA No data available    DNF Did not finish  
 DNT Did not track    DT-W Distance travelled compared to winner in metres

Fastest split  
 Fastest section

data processed by **TRIPLESDATA**

Horse/Jockey Name	Zoufani/Tommy Berry
Finish Rank	1
Fastest Section Time (Section)	0:10.94 (1000-800)
Top Speed [km/h] (Section)	67.8 (1200 - 1000)
Race State	Finished



Aquis Park Gold Coast QLD

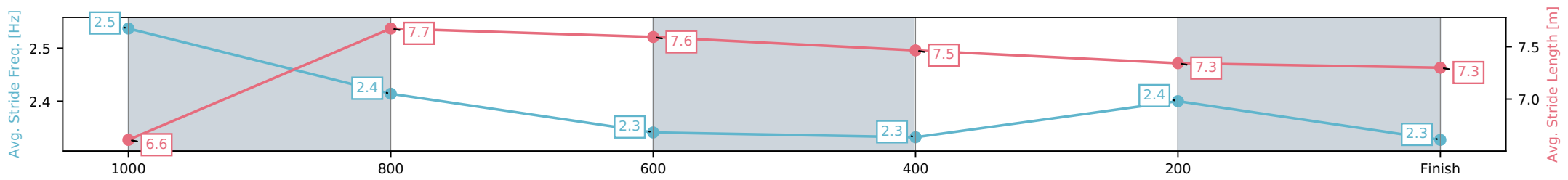
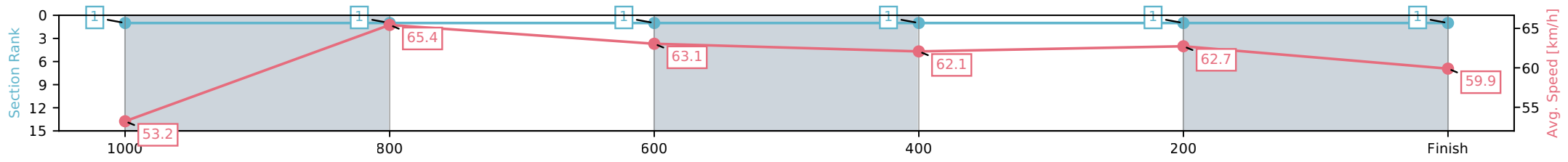
Race 8: THE BOTTLEO BENCHMARK 68 Handicap - 1200m

22 May 2026 - 9:00PM

Track Rating: Soft 6, Weather: Fine, Rail Position: +2m 900m-W/Post, True Remainder



Section	L1200	L1000	L800	L600	L400	L200
Section Times	1:11.33 (0:13.82)	0:57.51 [1] (0:10.94)	0:46.57 [1] (0:11.44)	0:35.13 [1] (0:11.73)	0:23.40 [1] (0:11.50)	0:11.90 [1] (0:11.90)
Average Speed [km/h]	53.2	65.4	63.1	62.1	62.7	59.9
Top Speed [km/h]	67.8	67.8	64.3	63.1	63.7	62.0
Avg. Dist. to Rail [m]	1.4	1.4	1.4	1.9	2.5	0.9
Avg. Stride Freq. [Hz]	2.5	2.4	2.3	2.3	2.4	2.3
Avg. Stride Length [m]	6.6	7.7	7.6	7.5	7.3	7.3



[ ] Ranking at each section and finish  
 -:-:- No data available at this section  
 NA No data available

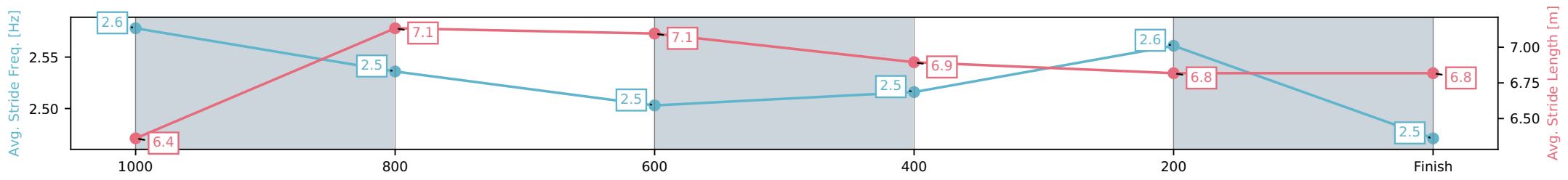
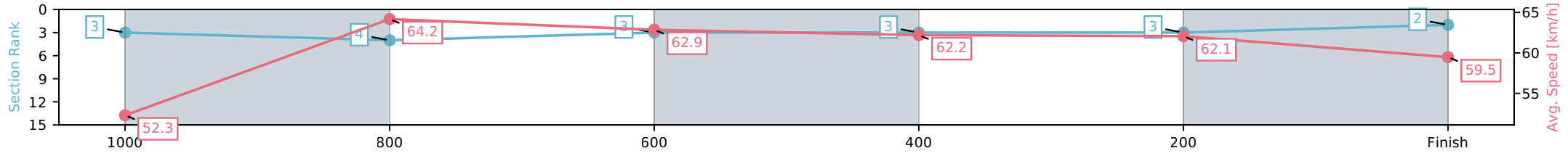
Horse/Jockey Name	Electric Arrow/Fiona Sandkuhl
Finish Rank	2
Fastest Section Time (Section)	0:11.26 (1000-800)
Top Speed [km/h] (Section)	66.2 (1200 - 1000)
Race State	Finished



Aquis Park Gold Coast QLD  
 Race 8: THE BOTTLEO BENCHMARK 68 Handicap - 1200m  
 22 May 2026 - 9:00PM  
 Track Rating: Soft 6, Weather: Fine, Rail Position: +2m 900m-W/Post, True Remainder



Section	L1200	L1000	L800	L600	L400	L200
Section Times	1:11.67 (0:13.94)	0:57.73 [3] (0:11.26)	0:46.47 [4] (0:11.42)	0:35.04 [3] (0:11.45)	0:23.60 [3] (0:11.60)	0:11.99 [3] (0:11.99)
Average Speed [km/h]	52.3	64.2	62.9	62.2	62.1	59.5
Top Speed [km/h]	66.2	65.6	64.1	63.2	63.2	61.5
Avg. Dist. to Rail [m]	0.8	0.7	0.8	1.7	1.4	3.2
Avg. Stride Freq. [Hz]	2.6	2.5	2.5	2.5	2.6	2.5
Avg. Stride Length [m]	6.4	7.1	7.1	6.9	6.8	6.8



[ ] Ranking at each section and finish  
 -.-.- No data available at this section  
 NA No data available

Horse/Jockey Name	Bluepinot/Kyle Wilson-Taylor
Finish Rank	3
Fastest Section Time (Section)	0:11.23 (1000-800)
Top Speed [km/h] (Section)	64.9 (1200 - 1000)
Race State	Finished



Aquis Park Gold Coast QLD

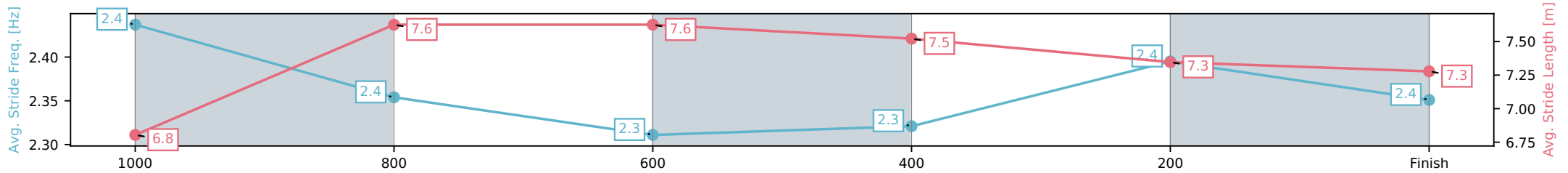
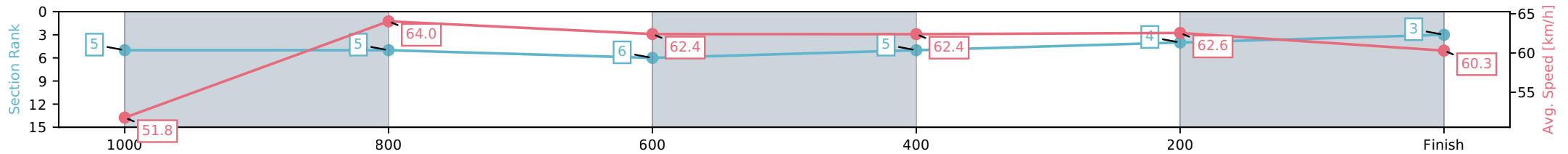
Race 8: THE BOTTLEO BENCHMARK 68 Handicap - 1200m

22 May 2026 - 9:00PM

Track Rating: Soft 6, Weather: Fine, Rail Position: +2m 900m-W/Post, True Remainder



Section	L1200	L1000	L800	L600	L400	L200
Section Times	1:11.69 (0:14.14)	0:57.55 [5] (0:11.23)	0:46.32 [5] (0:11.51)	0:34.81 [6] (0:11.48)	0:23.33 [5] (0:11.52)	0:11.81 [4] (0:11.81)
Average Speed [km/h]	51.8	64.0	62.4	62.4	62.6	60.3
Top Speed [km/h]	64.9	64.6	63.5	63.3	63.5	62.1
Avg. Dist. to Rail [m]	2.3	0.8	0.8	0.9	2.2	5.0
Avg. Stride Freq. [Hz]	2.4	2.4	2.3	2.3	2.4	2.4
Avg. Stride Length [m]	6.8	7.6	7.6	7.5	7.3	7.3



- [ ] Ranking at each section and finish
- :-:- No data available at this section
- NA No data available

Horse/Jockey Name	Winsome Star/Robbie Dolan
Finish Rank	4
Fastest Section Time (Section)	0:11.42 (400-200)
Top Speed [km/h] (Section)	64.7 (1200 - 1000)
Race State	Finished



Aquis Park Gold Coast QLD

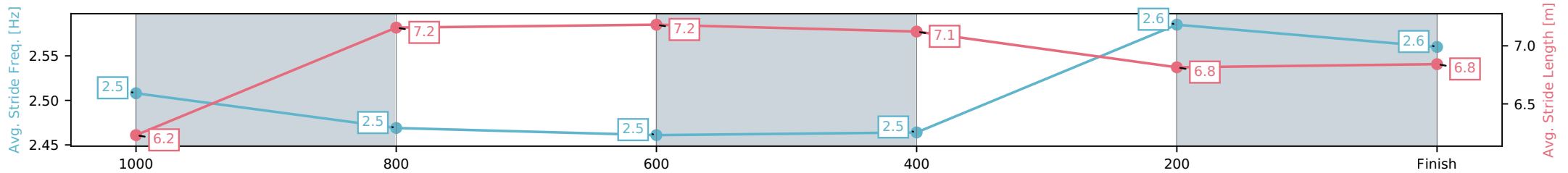
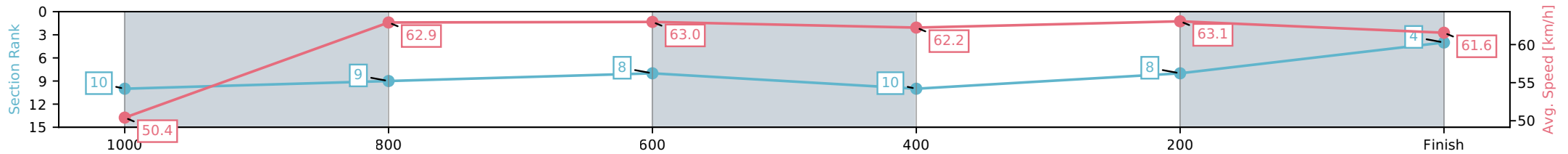
Race 8: THE BOTTLEO BENCHMARK 68 Handicap - 1200m

22 May 2026 - 9:00PM

Track Rating: Soft 6, Weather: Fine, Rail Position: +2m 900m-W/Post, True Remainder



Section	L1200	L1000	L800	L600	L400	L200
Section Times	1:11.92 (0:14.47)	0:57.45 [10] (0:11.48)	0:45.97 [9] (0:11.45)	0:34.52 [8] (0:11.48)	0:23.04 [10] (0:11.42)	0:11.62 [8] (0:11.62)
Average Speed [km/h]	50.4	62.9	63.0	62.2	63.1	61.6
Top Speed [km/h]	64.7	64.5	63.9	63.4	64.5	63.7
Avg. Dist. to Rail [m]	1.2	0.8	0.8	1.3	1.4	2.1
Avg. Stride Freq. [Hz]	2.5	2.5	2.5	2.5	2.6	2.6
Avg. Stride Length [m]	6.2	7.2	7.2	7.1	6.8	6.8



- [ ] Ranking at each section and finish
- :-:- No data available at this section
- NA No data available

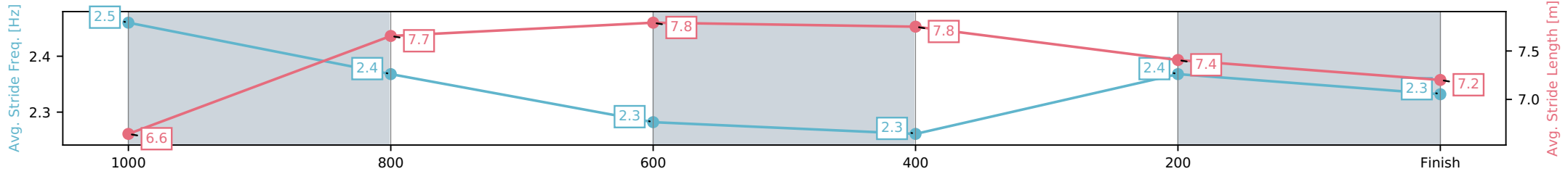
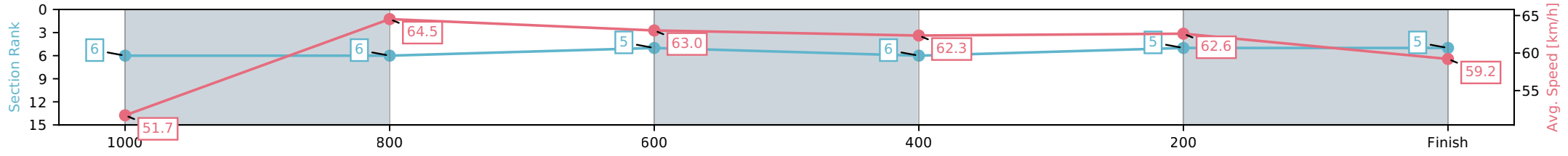
Horse/Jockey Name	Capital Heart/Tahlia Fenlon
Finish Rank	5
Fastest Section Time (Section)	0:11.21 (1000-800)
Top Speed [km/h] (Section)	65.5 (1000-800)
Race State	Finished



Aquis Park Gold Coast QLD  
 Race 8: THE BOTTLEO BENCHMARK 68 Handicap - 1200m  
 22 May 2026 - 9:00PM  
 Track Rating: Soft 6, Weather: Fine, Rail Position: +2m 900m-W/Post, True Remainder



Section	L1200	L1000	L800	L600	L400	L200
Section Times	1:12.04 (0:14.16)	0:57.88 [6] (0:11.21)	0:46.67 [6] (0:11.43)	0:35.24 [5] (0:11.57)	0:23.66 [6] (0:11.54)	0:12.13 [5] (0:12.13)
Average Speed [km/h]	51.7	64.5	63.0	62.3	62.6	59.2
Top Speed [km/h]	64.2	65.5	63.7	62.8	63.6	61.4
Avg. Dist. to Rail [m]	4.4	1.2	0.6	0.4	4.3	7.3
Avg. Stride Freq. [Hz]	2.5	2.4	2.3	2.3	2.4	2.3
Avg. Stride Length [m]	6.6	7.7	7.8	7.8	7.4	7.2



[ ] Ranking at each section and finish  
 -.-.- No data available at this section  
 NA No data available

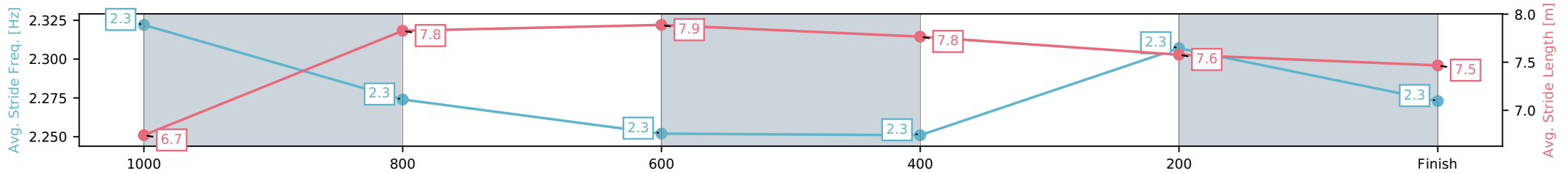
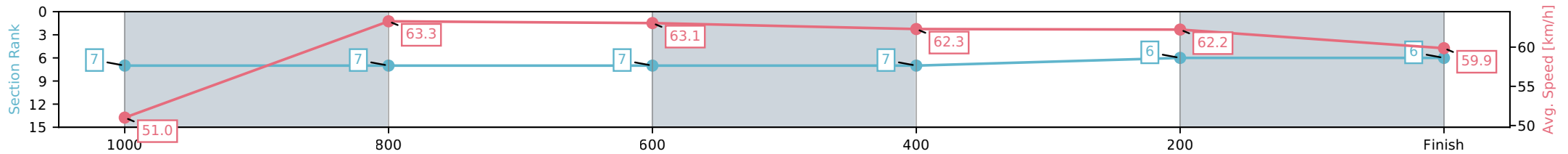
Horse/Jockey Name	Vixenette/Daniel Moor
Finish Rank	6
Fastest Section Time (Section)	0:11.43 (1000-800)
Top Speed [km/h] (Section)	64.9 (1000-800)
Race State	Finished



Aquis Park Gold Coast QLD  
 Race 8: THE BOTTLEO BENCHMARK 68 Handicap - 1200m  
 22 May 2026 - 9:00PM  
 Track Rating: Soft 6, Weather: Fine, Rail Position: +2m 900m-W/Post, True Remainder



Section	L1200	L1000	L800	L600	L400	L200
Section Times	1:12.13 (0:14.28)	0:57.85 [7] (0:11.43)	0:46.41 [7] (0:11.47)	0:34.94 [7] (0:11.50)	0:23.45 [7] (0:11.59)	0:11.86 [6] (0:11.86)
Average Speed [km/h]	51.0	63.3	63.1	62.3	62.2	59.9
Top Speed [km/h]	64.4	64.9	64.0	63.2	63.8	61.3
Avg. Dist. to Rail [m]	2.6	1.2	1.0	0.7	1.8	2.8
Avg. Stride Freq. [Hz]	2.3	2.3	2.3	2.3	2.3	2.3
Avg. Stride Length [m]	6.7	7.8	7.9	7.8	7.6	7.5



- [ ] Ranking at each section and finish
- :-:- No data available at this section
- NA No data available

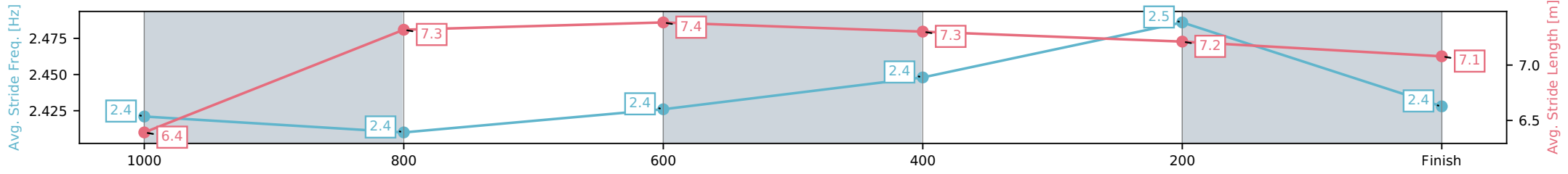
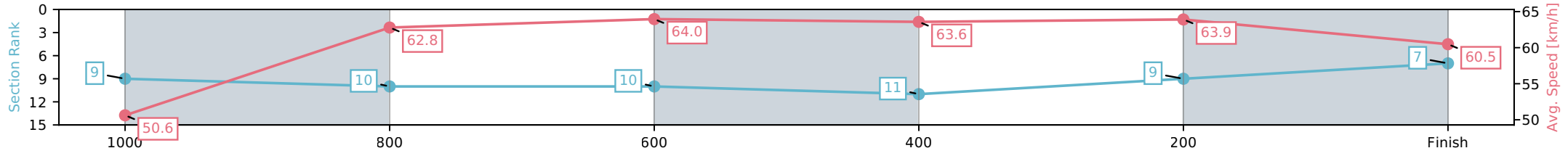
Horse/Jockey Name	Amenophis/Brandon Lerena
Finish Rank	7
Fastest Section Time (Section)	0:11.35 (400-200)
Top Speed [km/h] (Section)	65.2 (800-600)
Race State	Finished



Aquis Park Gold Coast QLD  
 Race 8: THE BOTTLEO BENCHMARK 68 Handicap - 1200m  
 22 May 2026 - 9:00PM  
 Track Rating: Soft 6, Weather: Fine, Rail Position: +2m 900m-W/Post, True Remainder



Section	L1200	L1000	L800	L600	L400	L200
Section Times	1:12.20 (0:14.43)	0:57.77 [9] (0:11.67)	0:46.10 [10] (0:11.38)	0:34.71 [10] (0:11.49)	0:23.22 [11] (0:11.35)	0:11.88 [9] (0:11.88)
Average Speed [km/h]	50.6	62.8	64.0	63.6	63.9	60.5
Top Speed [km/h]	64.2	63.8	65.2	64.6	64.8	62.9
Avg. Dist. to Rail [m]	8.8	4.0	3.0	2.5	8.4	9.7
Avg. Stride Freq. [Hz]	2.4	2.4	2.4	2.4	2.5	2.4
Avg. Stride Length [m]	6.4	7.3	7.4	7.3	7.2	7.1



[ ] Ranking at each section and finish  
 -:-:- No data available at this section  
 NA No data available

Horse/Jockey Name	Damehood/Ben Thompson
Finish Rank	8
Fastest Section Time (Section)	0:11.31 (800-600)
Top Speed [km/h] (Section)	65.5 (1000-800)
Race State	Finished



Aquis Park Gold Coast QLD

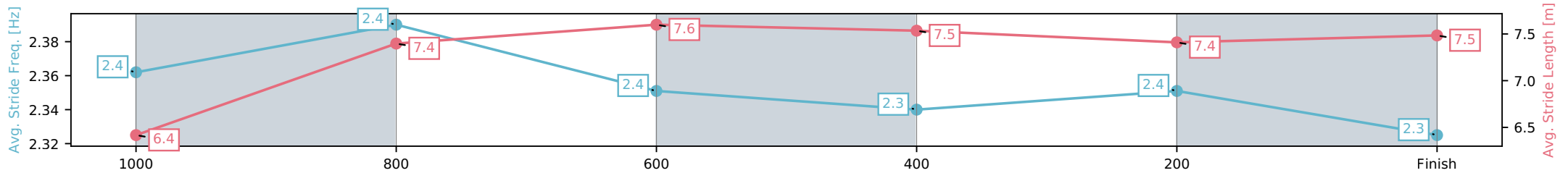
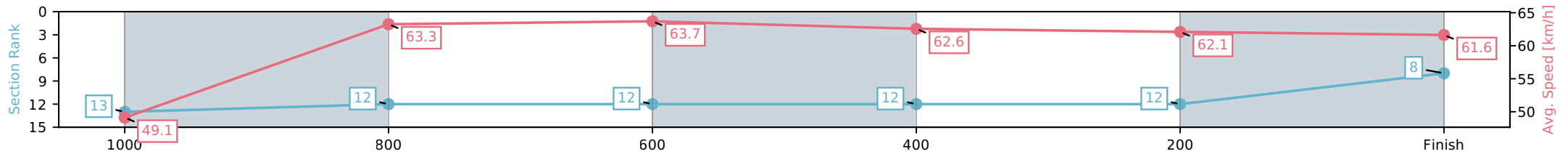
Race 8: THE BOTTLEO BENCHMARK 68 Handicap - 1200m

22 May 2026 - 9:00PM

Track Rating: Soft 6, Weather: Fine, Rail Position: +2m 900m-W/Post, True Remainder



Section	L1200	L1000	L800	L600	L400	L200
Section Times	1:12.22 (0:14.86)	0:57.36 [13] (0:11.42)	0:45.94 [12] (0:11.31)	0:34.64 [12] (0:11.48)	0:23.15 [12] (0:11.65)	0:11.50 [12] (0:11.50)
Average Speed [km/h]	49.1	63.3	63.7	62.6	62.1	61.6
Top Speed [km/h]	61.7	65.5	64.6	64.1	63.1	62.5
Avg. Dist. to Rail [m]	6.0	1.0	0.5	0.4	3.9	3.1
Avg. Stride Freq. [Hz]	2.4	2.4	2.4	2.3	2.4	2.3
Avg. Stride Length [m]	6.4	7.4	7.6	7.5	7.4	7.5



[ ] Ranking at each section and finish  
 -:-:- No data available at this section  
 NA No data available

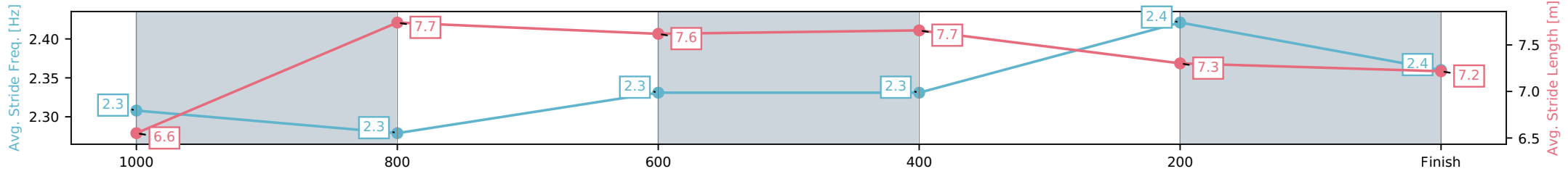
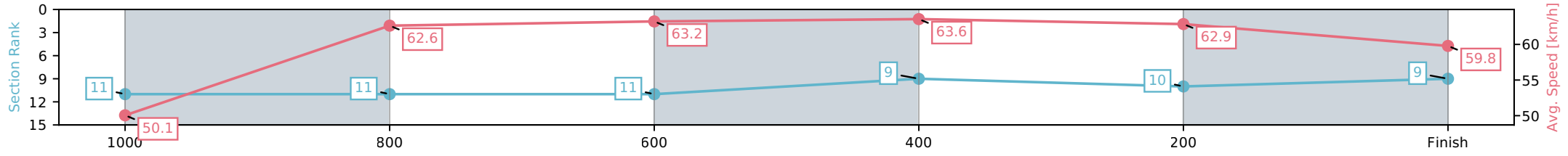
Horse/Jockey Name	Billionair Baby/Michael Rodd
Finish Rank	9
Fastest Section Time (Section)	0:11.33 (600-400)
Top Speed [km/h] (Section)	64.9 (600-400)
Race State	Finished



Aquis Park Gold Coast QLD  
 Race 8: THE BOTTLEO BENCHMARK 68 Handicap - 1200m  
 22 May 2026 - 9:00PM  
 Track Rating: Soft 6, Weather: Fine, Rail Position: +2m 900m-W/Post, True Remainder



Section	L1200	L1000	L800	L600	L400	L200
Section Times	1:12.40 (0:14.57)	0:57.83 [11] (0:11.55)	0:46.28 [11] (0:11.41)	0:34.87 [11] (0:11.33)	0:23.53 [9] (0:11.52)	0:12.02 [10] (0:12.02)
Average Speed [km/h]	50.1	62.6	63.2	63.6	62.9	59.8
Top Speed [km/h]	63.9	63.9	64.3	64.9	63.7	62.7
Avg. Dist. to Rail [m]	3.0	1.2	1.0	0.3	5.4	6.6
Avg. Stride Freq. [Hz]	2.3	2.3	2.3	2.3	2.4	2.4
Avg. Stride Length [m]	6.6	7.7	7.6	7.7	7.3	7.2



[ ] Ranking at each section and finish  
 -:-:- No data available at this section  
 NA No data available

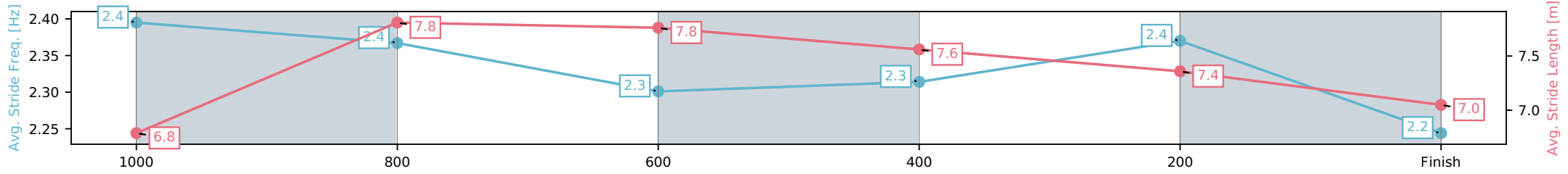
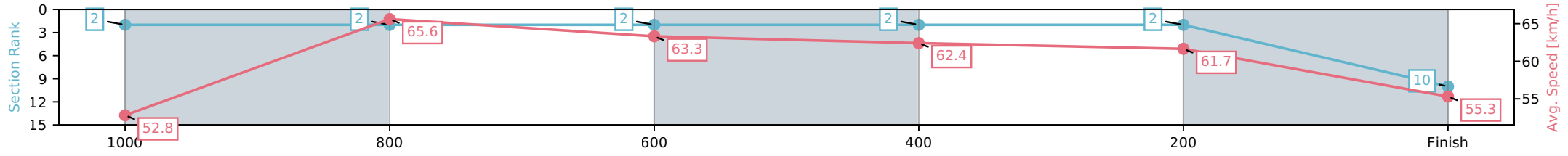
Horse/Jockey Name	Isti Star/Ryan Maloney
Finish Rank	10
Fastest Section Time (Section)	0:11.09 (1000-800)
Top Speed [km/h] (Section)	67.4 (1000-800)
Race State	Finished



Aquis Park Gold Coast QLD  
 Race 8: THE BOTTLEO BENCHMARK 68 Handicap - 1200m  
 22 May 2026 - 9:00PM  
 Track Rating: Soft 6, Weather: Fine, Rail Position: +2m 900m-W/Post, True Remainder



Section	L1200	L1000	L800	L600	L400	L200
Section Times	1:12.57 (0:13.83)	0:58.74 [2] (0:11.09)	0:47.65 [2] (0:11.43)	0:36.22 [2] (0:11.60)	0:24.62 [2] (0:11.72)	0:12.89 [2] (0:12.89)
Average Speed [km/h]	52.8	65.6	63.3	62.4	61.7	55.3
Top Speed [km/h]	66.9	67.4	64.3	63.1	63.5	58.4
Avg. Dist. to Rail [m]	3.9	2.4	1.7	1.1	3.5	4.3
Avg. Stride Freq. [Hz]	2.4	2.4	2.3	2.3	2.4	2.2
Avg. Stride Length [m]	6.8	7.8	7.8	7.6	7.4	7.0



[ ] Ranking at each section and finish  
 -:-:- No data available at this section  
 NA No data available

Horse/Jockey Name	Zouthur/Nozi Tomizawa
Finish Rank	11
Fastest Section Time (Section)	0:11.34 (600-400)
Top Speed [km/h] (Section)	65.0 (1200 - 1000)
Race State	Finished



Aquis Park Gold Coast QLD

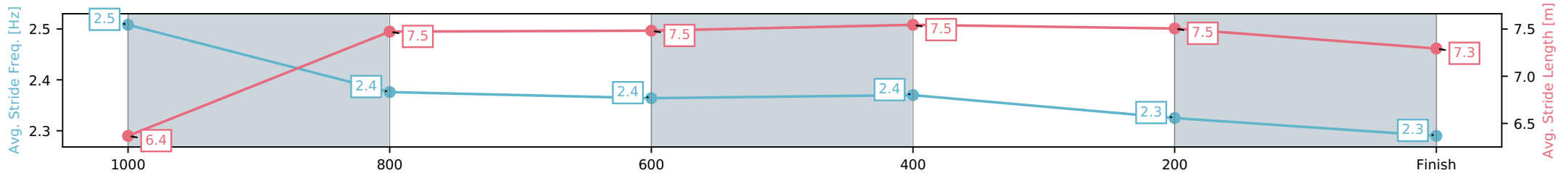
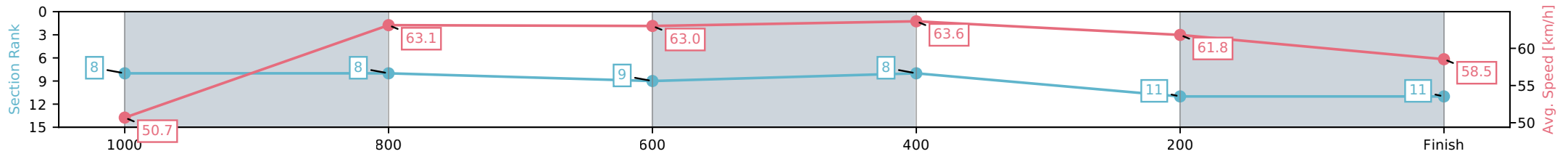
Race 8: THE BOTTLEO BENCHMARK 68 Handicap - 1200m

22 May 2026 - 9:00PM

Track Rating: Soft 6, Weather: Fine, Rail Position: +2m 900m-W/Post, True Remainder



Section	L1200	L1000	L800	L600	L400	L200
Section Times	1:12.62 (0:14.41)	0:58.21 [8] (0:11.48)	0:46.73 [8] (0:11.51)	0:35.22 [9] (0:11.34)	0:23.88 [8] (0:11.69)	0:12.19 [11] (0:12.19)
Average Speed [km/h]	50.7	63.1	63.0	63.6	61.8	58.5
Top Speed [km/h]	65.0	64.3	63.9	64.5	62.7	61.0
Avg. Dist. to Rail [m]	6.5	1.7	1.8	0.7	4.6	7.1
Avg. Stride Freq. [Hz]	2.5	2.4	2.4	2.4	2.3	2.3
Avg. Stride Length [m]	6.4	7.5	7.5	7.5	7.5	7.3



- [ ] Ranking at each section and finish
- :-:- No data available at this section
- NA No data available

Horse/Jockey Name	Regal Statue/Cejay Graham
Finish Rank	12
Fastest Section Time (Section)	0:11.10 (1000-800)
Top Speed [km/h] (Section)	68.2 (1000-800)
Race State	Finished



Aquis Park Gold Coast QLD

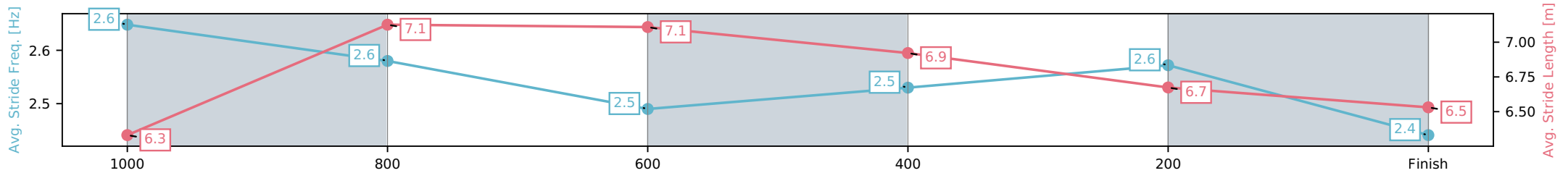
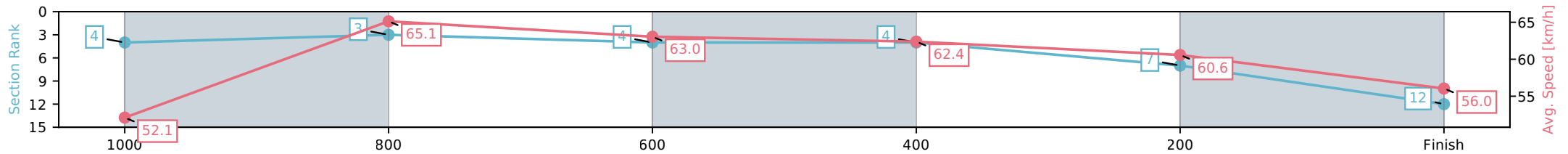
Race 8: THE BOTTLEO BENCHMARK 68 Handicap - 1200m

22 May 2026 - 9:00PM

Track Rating: Soft 6, Weather: Fine, Rail Position: +2m 900m-W/Post, True Remainder



Section	L1200	L1000	L800	L600	L400	L200
Section Times	1:12.99 (0:14.00)	0:58.98 [4] (0:11.10)	0:47.89 [3] (0:11.54)	0:36.35 [4] (0:11.70)	0:24.65 [4] (0:11.93)	0:12.72 [7] (0:12.72)
Average Speed [km/h]	52.1	65.1	63.0	62.4	60.6	56.0
Top Speed [km/h]	67.0	68.2	64.2	62.9	62.6	58.2
Avg. Dist. to Rail [m]	1.2	1.2	2.7	2.4	4.1	4.7
Avg. Stride Freq. [Hz]	2.6	2.6	2.5	2.5	2.6	2.4
Avg. Stride Length [m]	6.3	7.1	7.1	6.9	6.7	6.5



- [ ] Ranking at each section and finish
- :-:- No data available at this section
- NA No data available

Horse/Jockey Name	Kinross Lane/Bella Youngberry
Finish Rank	13
Fastest Section Time (Section)	0:11.41 (800-600)
Top Speed [km/h] (Section)	65.4 (1200 - 1000)
Race State	Finished



Aquis Park Gold Coast QLD

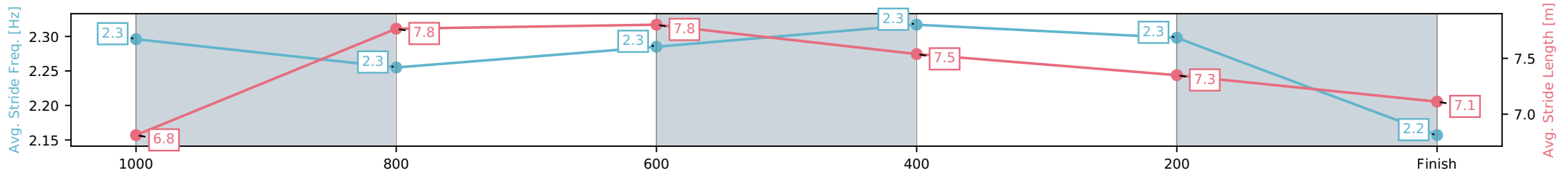
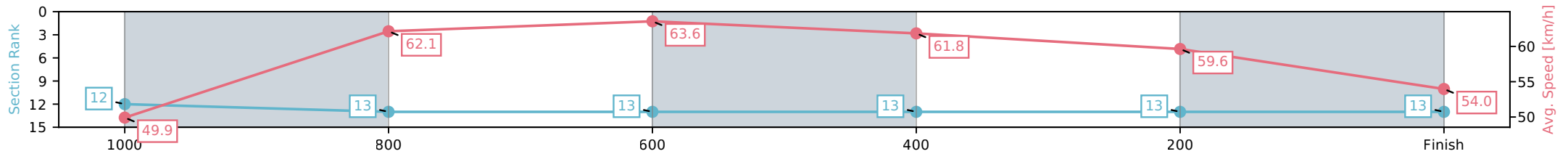
Race 8: THE BOTTLEO BENCHMARK 68 Handicap - 1200m

22 May 2026 - 9:00PM

Track Rating: Soft 6, Weather: Fine, Rail Position: +2m 900m-W/Post, True Remainder



Section	L1200	L1000	L800	L600	L400	L200
Section Times	1:15.03 (0:14.69)	1:00.34 [12] (0:11.72)	0:48.62 [13] (0:11.41)	0:37.22 [13] (0:11.75)	0:25.46 [13] (0:12.14)	0:13.32 [13] (0:13.32)
Average Speed [km/h]	49.9	62.1	63.6	61.8	59.6	54.0
Top Speed [km/h]	65.4	64.9	64.3	62.9	60.8	57.6
Avg. Dist. to Rail [m]	4.0	2.4	1.9	1.7	5.7	6.3
Avg. Stride Freq. [Hz]	2.3	2.3	2.3	2.3	2.3	2.2
Avg. Stride Length [m]	6.8	7.8	7.8	7.5	7.3	7.1



[ ] Ranking at each section and finish  
 -:-:- No data available at this section  
 NA No data available