



Kilcoy QLD

Race 1: SEARLES GARDEN PRODUCTS QTIS Three-Year-Old Maiden Plate - 800m

22 May 2026 - 1:03PM

Track Rating: Soft 6, Weather: Fine, Rail Position: True Entire Circuit



Field Times 0:45.48 0:32.77 0:22.25 0:11.28
(Race Tempo) (0:12.71) (0:10.53) (0:10.97) (0:11.28)

Rank	TAB#	Horse	Overall Time	First 400m	Top Speed km/h (Section)	L800	L600	L400	L200				
	(BAR#)	Jockey	Margin (DT-W)	Last 600m	Fastest Section (Time)	Start - 600	600 - 400	400 - 200	200 - Finish				
1	8	Outatick	0:45.48	0:23.23	68.9 (600-400)	0:45.48	0:32.78 [1]	0:22.25 [1]	0:11.28 [1]				
	(7)	Jade Metcalfe		0:32.78	600-400 (0:10.53)	(0:12.70)	(0:10.53)	(0:10.97)	(0:11.28)				
2	9	Pippie Pomar	0:46.88	0:23.65	68.0 (600-400)	0:46.88	0:33.98 [2]	0:23.23 [2]	0:11.92 [2]				
	(8)	Archie McColm	8.2L (-4)	0:33.97	600-400 (0:10.75)	(0:12.90)	(0:10.75)	(0:11.30)	(0:11.92)				
3	11	Sort Of In Love	0:47.00	0:23.76	68.1 (600-400)	0:47.00	0:33.98 [4]	0:23.25 [3]	0:11.84 [3]				
	(10)	Michael Murphy	8.9L (-2)	0:33.99	600-400 (0:10.74)	(0:13.02)	(0:10.74)	(0:11.41)	(0:11.84)				
4	1	Hidden Sphere	0:47.07	0:23.75	68.9 (800 - 600)	0:47.07	0:34.06 [3]	0:23.32 [4]	0:11.90 [4]				
	(3)	Georgina Cartwright	9.3L (+3)	0:34.06	600-400 (0:10.74)	(0:13.01)	(0:10.74)	(0:11.42)	(0:11.90)				
5	4	Babushka Doll	0:47.21	0:24.10	66.8 (600-400)	0:47.21	0:34.07 [6]	0:23.11 [7]	0:11.61 [6]				
	(1)	Jason Taylor	10.2L (-3)	0:34.07	600-400 (0:10.96)	(0:13.14)	(0:10.96)	(0:11.50)	(0:11.61)				
6	6	Kid Mckinlay	0:47.39	0:24.35	68.1 (800 - 600)	0:47.39	0:34.00 [10]	0:23.04 [10]	0:11.49 [8]				
	(4)	Charlie Bennett	11.2L (-5)	0:34.00	600-400 (0:10.96)	(0:13.39)	(0:10.96)	(0:11.55)	(0:11.49)				
7	7	Mishani Seniorita	0:47.60	0:23.80	69.2 (600-400)	0:47.60	0:34.36 [7]	0:23.80 [5]	0:12.05 [5]				
	(6)	Olivia Kendal	12.5L (+6)	0:34.36	600-400 (0:10.56)	(0:13.24)	(0:10.56)	(0:11.75)	(0:12.05)				
8	14	Kaipaki Road	0:48.10	0:24.28	66.4 (600-400)	0:48.10	0:34.82 [8]	0:23.83 [8]	0:12.04 [9]				
	(2)	Tiffani Brooker	15.4L (-2)	0:34.83	600-400 (0:11.00)	(0:13.28)	(0:11.00)	(0:11.79)	(0:12.04)				
9	12	Braidwood Rose	0:48.62	0:24.34	66.5 (600-400)	0:48.62	0:35.26 [9]	0:24.28 [9]	0:12.32 [10]				
	(5)	Julie Busuttin	18.4L (-2)	0:35.26	600-400 (0:10.98)	(0:13.36)	(0:10.98)	(0:11.96)	(0:12.32)				
10	5	Don't Tell Lucy	0:48.76	0:23.95	67.5 (600-400)	0:48.76	0:35.66 [5]	0:24.82 [6]	0:13.16 [7]				
	(9)	Aidan Keeley	19.3L (+5)	0:35.67	600-400 (0:10.85)	(0:13.10)	(0:10.85)	(0:11.66)	(0:13.16)				

Scratched: Joyful Conquest (#2), Aeropower (#3), Rouge Angel (#10), Dracarian (#13)

Report Created: Fri 22 May 2026

(Note: Races are conducted over an approximate distance as close as possible to the advertised distance, and recorded data may vary accordingly. Official times refer to race times only and do not include handicap times.)

[] Position in running at each section and finish TAB# Saddle cloth number
-:-:- No data available at this section BAR# Barrier/Gate Position
NA No data available DNF Did not finish
DNT Did not track DT-W Distance travelled compared to winner in metres

Fastest split
 Fastest section

data processed by **TRIPLESDATA**

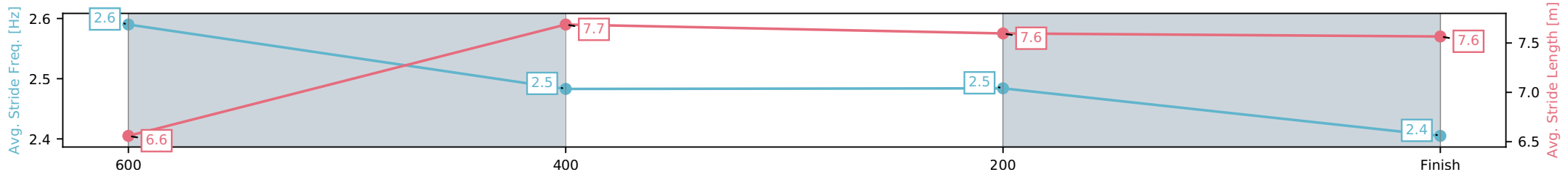
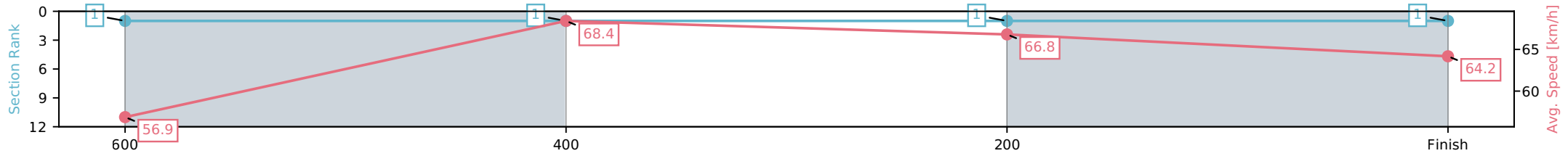
Horse/Jockey Name	Outatick/Jade Metcalfe
Finish Rank	1
Fastest Section Time (Section)	0:10.53 (600-400)
Top Speed [km/h] (Section)	68.9 (600-400)
Race State	Finished



Kilcoy QLD --Professional-2026-05-22
 Race 1: SEARLES GARDEN PRODUCTS QTIS Three-Year-Old Maiden Plate - 800m
 22 May 2026 - 1:03PM
 Track Rating: Soft 6, Weather: Fine, Rail Position: True Entire Circuit



Section	L800	L600	L400	L200
Section Times	0:45.48 (0:12.70)	0:32.78 [1] (0:10.53)	0:22.25 [1] (0:10.97)	0:11.28 [1] (0:11.28)
Average Speed [km/h]	56.9	68.4	66.8	64.2
Top Speed [km/h]	67.1	68.9	68.2	66.3
Avg. Dist. to Rail [m]	2.9	0.4	2.1	3.3
Avg. Stride Freq. [Hz]	2.6	2.5	2.5	2.4
Avg. Stride Length [m]	6.6	7.7	7.6	7.6



[] Ranking at each section and finish
 -:-:- No data available at this section
 NA No data available

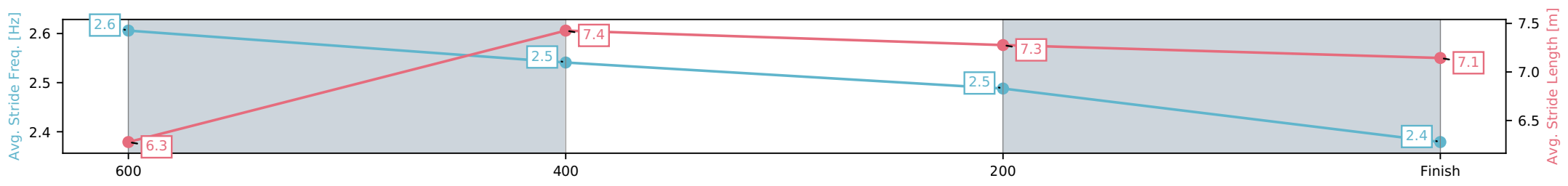
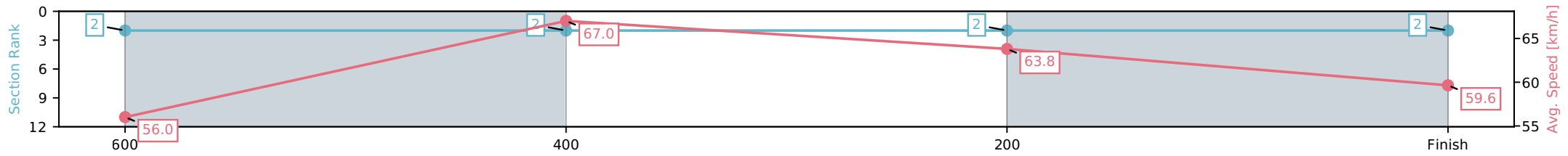
Horse/Jockey Name	Pippie Pomar/Archie McColm
Finish Rank	2
Fastest Section Time (Section)	0:10.75 (600-400)
Top Speed [km/h] (Section)	68.0 (600-400)
Race State	Finished



Kilcoy QLD --Professional-2026-05-22
 Race 1: SEARLES GARDEN PRODUCTS QTIS Three-Year-Old Maiden Plate - 800m
 22 May 2026 - 1:03PM
 Track Rating: Soft 6, Weather: Fine, Rail Position: True Entire Circuit



Section	L800	L600	L400	L200
Section Times	0:46.88 (0:12.90)	0:33.98 [2] (0:10.75)	0:23.23 [2] (0:11.30)	0:11.92 [2] (0:11.92)
Average Speed [km/h]	56.0	67.0	63.8	59.6
Top Speed [km/h]	66.6	68.0	66.7	62.3
Avg. Dist. to Rail [m]	4.8	1.0	0.6	0.6
Avg. Stride Freq. [Hz]	2.6	2.5	2.5	2.4
Avg. Stride Length [m]	6.3	7.4	7.3	7.1



[] Ranking at each section and finish
 -:-:- No data available at this section
 NA No data available

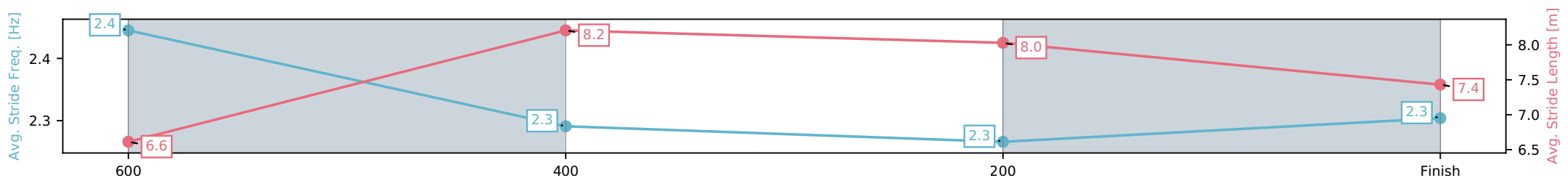
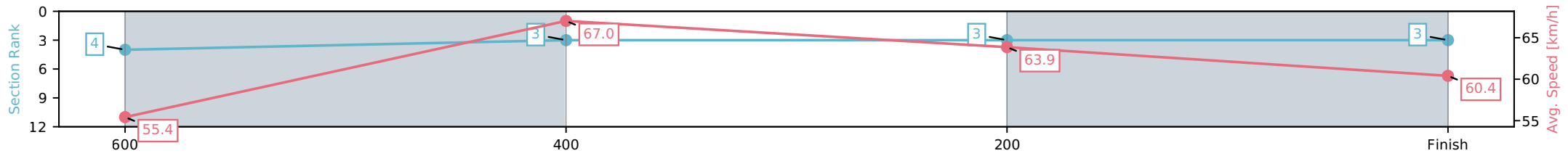
Horse/Jockey Name	Sort Of In Love/Michael Murphy
Finish Rank	3
Fastest Section Time (Section)	0:10.74 (600-400)
Top Speed [km/h] (Section)	68.1 (600-400)
Race State	Finished



Kilcoy QLD --Professional-2026-05-22
 Race 1: SEARLES GARDEN PRODUCTS QTIS Three-Year-Old Maiden Plate - 800m
 22 May 2026 - 1:03PM
 Track Rating: Soft 6, Weather: Fine, Rail Position: True Entire Circuit



Section	L800	L600	L400	L200
Section Times	0:47.00 (0:13.02)	0:33.98 [4] (0:10.74)	0:23.25 [3] (0:11.41)	0:11.84 [3] (0:11.84)
Average Speed [km/h]	55.4	67.0	63.9	60.4
Top Speed [km/h]	65.8	68.1	66.0	62.0
Avg. Dist. to Rail [m]	6.2	2.6	1.5	3.3
Avg. Stride Freq. [Hz]	2.4	2.3	2.3	2.3
Avg. Stride Length [m]	6.6	8.2	8.0	7.4



[] Ranking at each section and finish
 -:-:- No data available at this section
 NA No data available

Horse/Jockey Name	Hidden Sphere/Georgina Cartwright
Finish Rank	4
Fastest Section Time (Section)	0:10.74 (600-400)
Top Speed [km/h] (Section)	68.9 (800 - 600)
Race State	Finished



Kilcoy QLD --Professional-2026-05-22


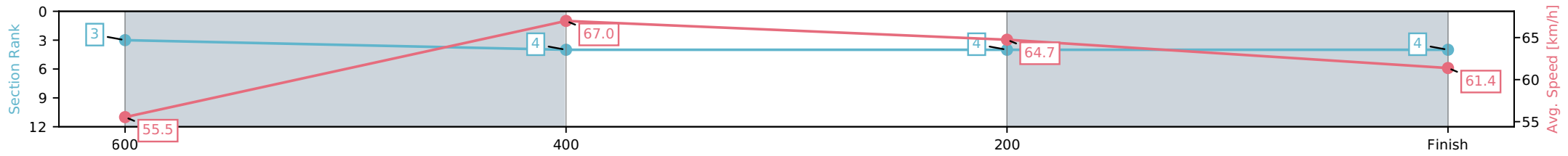
Race 1: SEARLES GARDEN PRODUCTS QTIS Three-Year-Old Maiden Plate - 800m



22 May 2026 - 1:03PM

Track Rating: Soft 6, Weather: Fine, Rail Position: True Entire Circuit

Section	L800	L600	L400	L200
Section Times	0:47.07 (0:13.01)	0:34.06 [3] (0:10.74)	0:23.32 [4] (0:11.42)	0:11.90 [4] (0:11.90)
Average Speed [km/h]	55.5	67.0	64.7	61.4
Top Speed [km/h]	68.9	67.8	67.1	63.0
Avg. Dist. to Rail [m]	3.2	1.8	3.3	5.8
Avg. Stride Freq. [Hz]	2.6	2.4	2.4	2.3
Avg. Stride Length [m]	6.3	7.7	7.7	7.5



[] Ranking at each section and finish
 -:-:- No data available at this section
 NA No data available

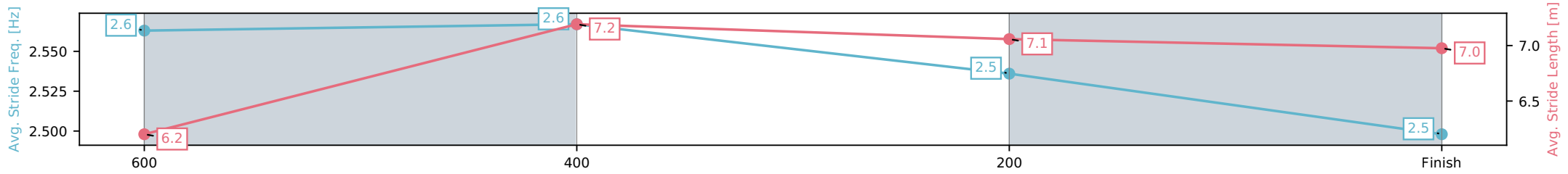
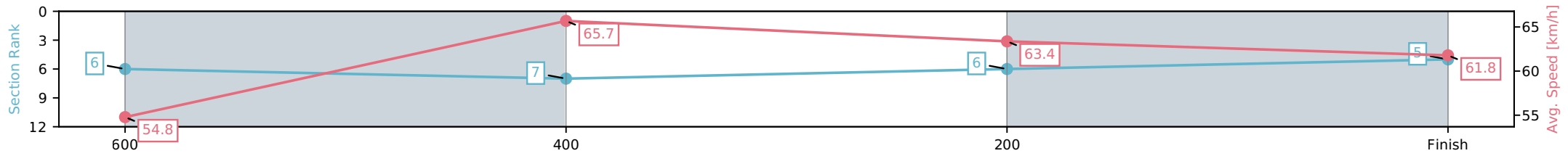
Horse/Jockey Name	Babushka Doll/Jason Taylor
Finish Rank	5
Fastest Section Time (Section)	0:10.96 (600-400)
Top Speed [km/h] (Section)	66.8 (600-400)
Race State	Finished



Kilcoy QLD --Professional-2026-05-22
 Race 1: SEARLES GARDEN PRODUCTS QTIS Three-Year-Old Maiden Plate - 800m
 22 May 2026 - 1:03PM
 Track Rating: Soft 6, Weather: Fine, Rail Position: True Entire Circuit



Section	L800	L600	L400	L200
Section Times	0:47.21 (0:13.14)	0:34.07 [6] (0:10.96)	0:23.11 [7] (0:11.50)	0:11.61 [6] (0:11.61)
Average Speed [km/h]	54.8	65.7	63.4	61.8
Top Speed [km/h]	65.9	66.8	64.9	63.0
Avg. Dist. to Rail [m]	0.3	0.7	1.4	1.0
Avg. Stride Freq. [Hz]	2.6	2.6	2.5	2.5
Avg. Stride Length [m]	6.2	7.2	7.1	7.0



[] Ranking at each section and finish
 -:-:- No data available at this section
 NA No data available

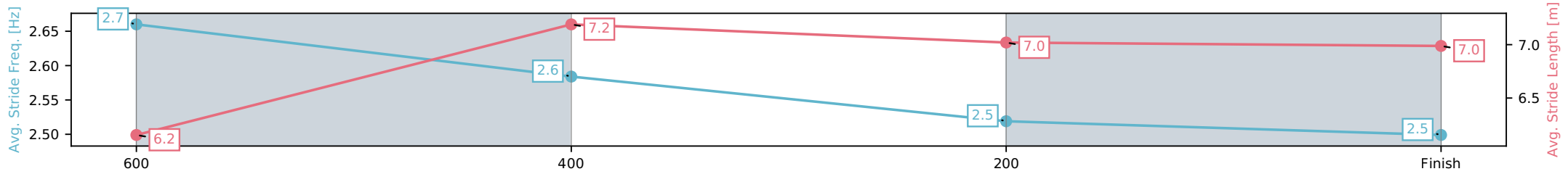
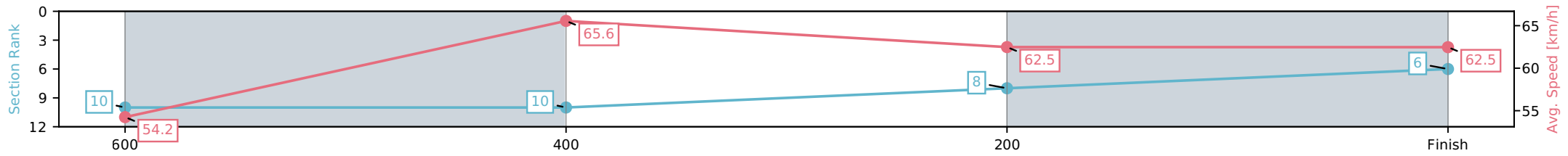
Horse/Jockey Name	Kid Mckinlay/Charlie Bennett
Finish Rank	6
Fastest Section Time (Section)	0:10.96 (600-400)
Top Speed [km/h] (Section)	68.1 (800 - 600)
Race State	Finished



Kilcoy QLD --Professional-2026-05-22
 Race 1: SEARLES GARDEN PRODUCTS QTIS Three-Year-Old Maiden Plate - 800m
 22 May 2026 - 1:03PM
 Track Rating: Soft 6, Weather: Fine, Rail Position: True Entire Circuit



Section	L800	L600	L400	L200
Section Times	0:47.39 (0:13.39)	0:34.00 [10] (0:10.96)	0:23.04 [10] (0:11.55)	0:11.49 [8] (0:11.49)
Average Speed [km/h]	54.2	65.6	62.5	62.5
Top Speed [km/h]	68.1	67.1	63.5	63.3
Avg. Dist. to Rail [m]	1.4	0.3	0.4	1.2
Avg. Stride Freq. [Hz]	2.7	2.6	2.5	2.5
Avg. Stride Length [m]	6.2	7.2	7.0	7.0



[] Ranking at each section and finish
 -:-:- No data available at this section
 NA No data available

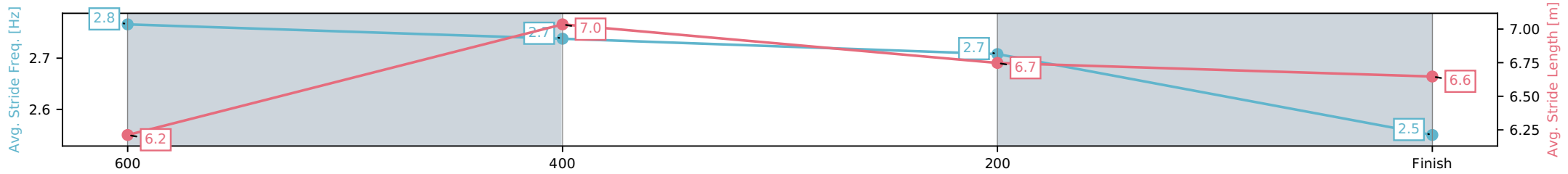
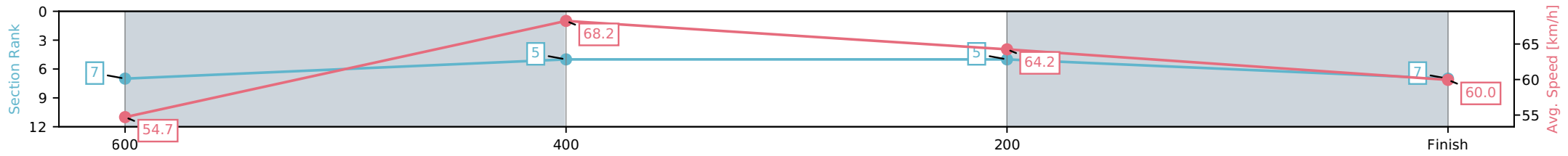
Horse/Jockey Name	Mishani Senorita/Olivia Kendal
Finish Rank	7
Fastest Section Time (Section)	0:10.56 (600-400)
Top Speed [km/h] (Section)	69.2 (600-400)
Race State	Finished



Kilcoy QLD --Professional-2026-05-22
 Race 1: SEARLES GARDEN PRODUCTS QTIS Three-Year-Old Maiden Plate - 800m
 22 May 2026 - 1:03PM
 Track Rating: Soft 6, Weather: Fine, Rail Position: True Entire Circuit



Section	L800	L600	L400	L200
Section Times	0:47.60 (0:13.24)	0:34.36 [7] (0:10.56)	0:23.80 [5] (0:11.75)	0:12.05 [5] (0:12.05)
Average Speed [km/h]	54.7	68.2	64.2	60.0
Top Speed [km/h]	67.8	69.2	66.8	61.5
Avg. Dist. to Rail [m]	5.7	5.4	5.8	5.8
Avg. Stride Freq. [Hz]	2.8	2.7	2.7	2.5
Avg. Stride Length [m]	6.2	7.0	6.7	6.6



[] Ranking at each section and finish
 -:-:- No data available at this section
 NA No data available

Horse/Jockey Name	Kaipaki Road/Tiffani Brooker
Finish Rank	8
Fastest Section Time (Section)	0:11.00 (600-400)
Top Speed [km/h] (Section)	66.4 (600-400)
Race State	Finished



Kilcoy QLD --Professional-2026-05-22

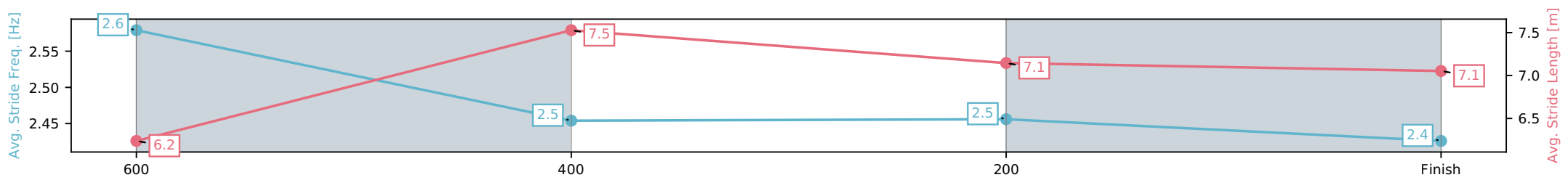
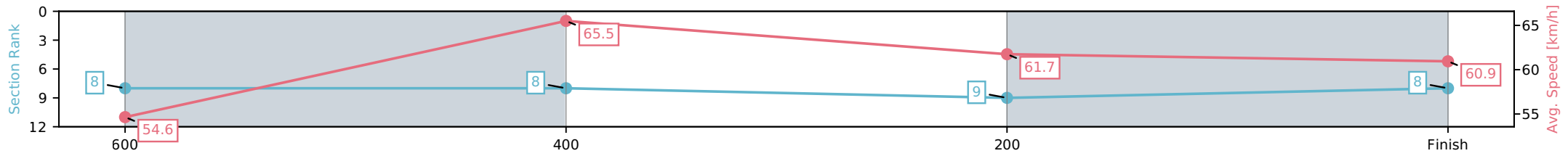
Race 1: SEARLES GARDEN PRODUCTS QTIS Three-Year-Old Maiden Plate - 800m

22 May 2026 - 1:03PM



Track Rating: Soft 6, Weather: Fine, Rail Position: True Entire Circuit

Section	L800	L600	L400	L200
Section Times	0:48.10 (0:13.28)	0:34.82 [8] (0:11.00)	0:23.83 [8] (0:11.79)	0:12.04 [9] (0:12.04)
Average Speed [km/h]	54.6	65.5	61.7	60.9
Top Speed [km/h]	66.1	66.4	64.2	62.5
Avg. Dist. to Rail [m]	0.9	0.3	1.4	2.8
Avg. Stride Freq. [Hz]	2.6	2.5	2.5	2.4
Avg. Stride Length [m]	6.2	7.5	7.1	7.1



[] Ranking at each section and finish
 -:-:- No data available at this section
 NA No data available

Horse/Jockey Name	Braidwood Rose/Julie Busuttin
Finish Rank	9
Fastest Section Time (Section)	0:10.98 (600-400)
Top Speed [km/h] (Section)	66.5 (600-400)
Race State	Finished



Kilcoy QLD --Professional-2026-05-22

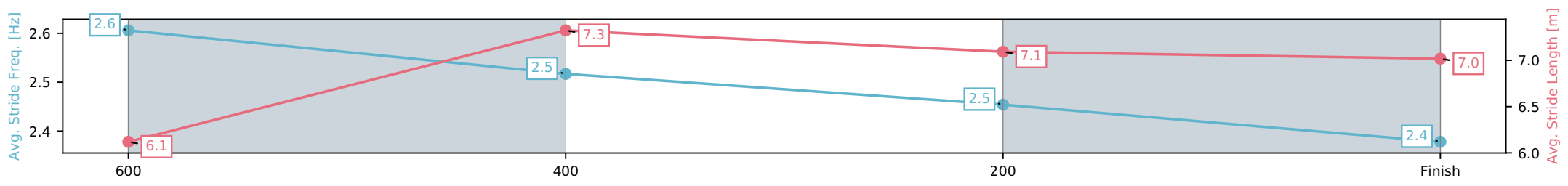
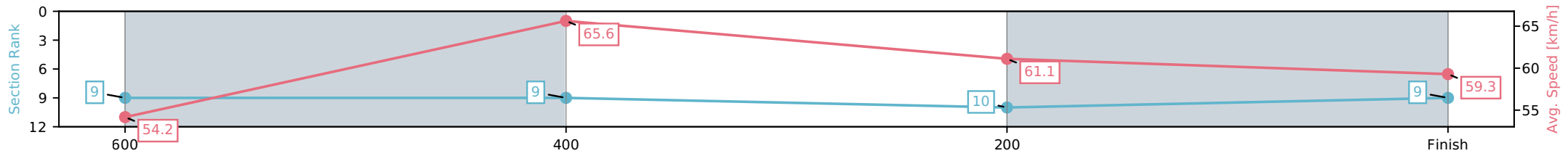
Race 1: SEARLES GARDEN PRODUCTS QTIS Three-Year-Old Maiden Plate - 800m



22 May 2026 - 1:03PM

Track Rating: Soft 6, Weather: Fine, Rail Position: True Entire Circuit

Section	L800	L600	L400	L200
Section Times	0:48.62 (0:13.36)	0:35.26 [9] (0:10.98)	0:24.28 [9] (0:11.96)	0:12.32 [10] (0:12.32)
Average Speed [km/h]	54.2	65.6	61.1	59.3
Top Speed [km/h]	66.3	66.5	65.2	60.8
Avg. Dist. to Rail [m]	3.3	1.7	2.0	3.0
Avg. Stride Freq. [Hz]	2.6	2.5	2.5	2.4
Avg. Stride Length [m]	6.1	7.3	7.1	7.0



[] Ranking at each section and finish
 -:-:- No data available at this section
 NA No data available

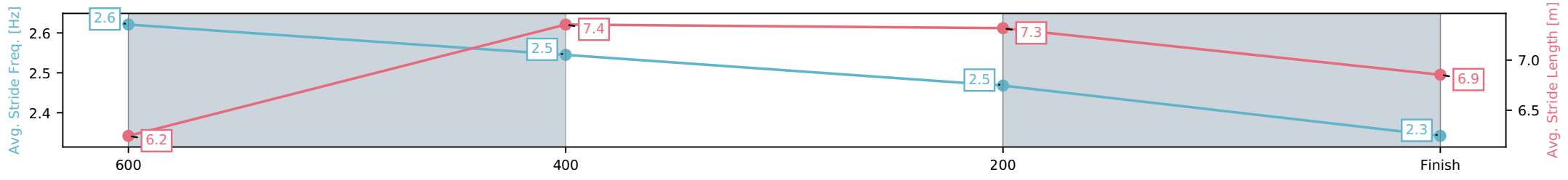
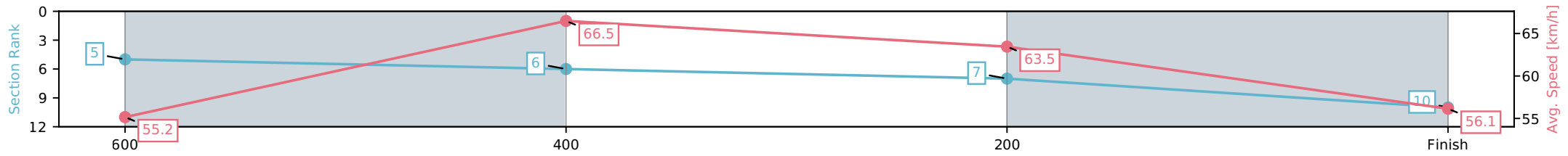
Horse/Jockey Name	Don't Tell Lucy/Aidan Keeley
Finish Rank	10
Fastest Section Time (Section)	0:10.85 (600-400)
Top Speed [km/h] (Section)	67.5 (600-400)
Race State	Finished



Kilcoy QLD --Professional-2026-05-22
 Race 1: SEARLES GARDEN PRODUCTS QTIS Three-Year-Old Maiden Plate - 800m
 22 May 2026 - 1:03PM
 Track Rating: Soft 6, Weather: Fine, Rail Position: True Entire Circuit



Section	L800	L600	L400	L200
Section Times	0:48.76 (0:13.10)	0:35.66 [5] (0:10.85)	0:24.82 [6] (0:11.66)	0:13.16 [7] (0:13.16)
Average Speed [km/h]	55.2	66.5	63.5	56.1
Top Speed [km/h]	66.5	67.5	65.5	61.4
Avg. Dist. to Rail [m]	5.6	2.8	3.3	9.8
Avg. Stride Freq. [Hz]	2.6	2.5	2.5	2.3
Avg. Stride Length [m]	6.2	7.4	7.3	6.9



[] Ranking at each section and finish
 -:-:- No data available at this section
 NA No data available



Kilcoy QLD

Race 2: LADBROKES EXTRAS IN MULTI Maiden Handicap - 1200m

22 May 2026 - 1:34PM

Track Rating: Soft 6, Weather: Fine, Rail Position: True Entire Circuit



Field Times (Race Tempo) 1:13.73 1:00.24 0:48.85 0:36.91 0:25.24 0:12.97
 (0:13.49) (0:11.39) (0:11.93) (0:11.67) (0:12.28) (0:12.97)

Rank	TAB#	Horse	Overall Time	First 400m	Top Speed km/h (Section)	L1200	L1000	L800	L600	L400	L200		
	(BAR#)	Jockey	Margin (DT-W)	Last 600m	Fastest Section (Time)	Start - 1000	1000 - 800	800 - 600	600 - 400	400 - 200	200 - Finish		
1	9	Jardin De Lys	1:13.73	0:25.09	65.8 (1200 - 1000)	1:13.73	1:00.12 [3]	0:48.64 [4]	0:36.77 [3]	0:25.05 [3]	0:12.76 [3]		
	(2)	Georgina Cartwright		0:36.77	1000-800 (0:11.48)	(0:13.61)	(0:11.48)	0:11.87	(0:11.72)	(0:12.29)	(0:12.76)		
2	8	Usual Limits	1:13.82	0:24.88	66.4 (1200 - 1000)	1:13.82	1:00.28 [2]	0:48.94 [1]	0:37.00 [2]	0:25.33 [1]	0:13.06 [1]		
	(9)	Jaden Lloyd	0.5L (-1)	0:37.00	1000-800 (0:11.34)	(0:13.54)	(0:11.34)	0:11.94	0:11.66	(0:12.28)	(0:13.06)		
3	5	Enchaanted	1:13.99	0:24.91	66.0 (1200 - 1000)	1:13.99	1:00.50 [1]	0:49.08 [2]	0:37.17 [1]	0:25.36 [2]	0:13.12 [2]		
	(8)	Archie McColm	1.5L (+2)	0:37.18	1000-800 (0:11.42)	0:13.49	(0:11.42)	0:11.90	0:11.82	(0:12.24)	(0:13.12)		
4	4	Perrieres	1:14.10	0:25.14	65.7 (1200 - 1000)	1:14.10	1:00.38 [4]	0:48.96 [5]	0:37.05 [4]	0:25.34 [4]	0:12.71 [4]		
	(5)	Micheal Hellyer	2.2L (+1)	0:37.05	1000-800 (0:11.42)	(0:13.72)	(0:11.42)	0:11.91	0:11.71	(0:12.63)	(0:12.71)		
5	3	Talleyrand	1:14.22	0:25.37	65.8 (1000-800)	1:14.22	1:00.29 [7]	0:48.86 [7]	0:36.93 [7]	0:25.18 [7]	0:12.56 [7]		
	(4)	Nathan Fazackerley	2.8L (-1)	0:36.93	1000-800 (0:11.44)	(0:13.93)	(0:11.44)	0:11.93	0:11.75	(0:12.62)	(0:12.56)		
6	2	Mud 'N' Blood	1:14.31	0:25.68	64.8 (1000-800)	1:14.31	1:00.14 [10]	0:48.63 [10]	0:36.70 [9]	0:24.82 [9]	0:12.68 [6]		
	(12)	Tiffani Brooker	3.4L (-1)	0:36.71	1000-800 (0:11.51)	(0:14.17)	(0:11.51)	0:11.92	0:11.89	(0:12.14)	(0:12.68)		
7	7	Lady Kate	1:14.51	0:25.89	64.3 (1200 - 1000)	1:14.51	1:00.18 [12]	0:48.62 [12]	0:36.38 [12]	0:24.52 [12]	0:12.43 [11]		
	(10)	Shakira Bailey	4.6L (-3)	0:36.38	1000-800 (0:11.56)	(0:14.33)	(0:11.56)	0:12.24	0:11.85	0:12.10	0:12.43		
8	18	Demes Girl	1:14.61	0:25.28	66.3 (1200 - 1000)	1:14.61	1:00.64 [8]	0:49.34 [6]	0:37.40 [6]	0:25.66 [6]	0:12.89 [8]		
	(7)	Minonette Kennedy	5.1L (+7)	0:37.40	1000-800 (0:11.31)	(0:13.97)	(0:11.31)	0:11.94	0:11.74	(0:12.77)	(0:12.89)		
9	13	Too Darn Smart	1:14.63	0:25.66	64.2 (1000-800)	1:14.63	1:00.46 [9]	0:48.97 [9]	0:36.98 [10]	0:25.06 [11]	0:12.70 [10]		
	(1)	Karl Zechner	5.3L (-3)	0:36.98	1000-800 (0:11.49)	(0:14.17)	(0:11.49)	0:11.99	0:11.92	(0:12.36)	(0:12.70)		
10	1	Almond Gold	1:14.65	0:25.38	66.2 (1200 - 1000)	1:14.65	1:00.77 [6]	0:49.28 [8]	0:37.27 [8]	0:25.29 [8]	0:12.86 [9]		
	(3)	Mitch Goring	5.4L (-5)	0:37.27	1000-800 (0:11.50)	(0:13.88)	(0:11.50)	0:12.00	0:11.99	(0:12.42)	(0:12.86)		

Scratched: Foxtrotting (#6), Sweet Armani (#12), Cairo Queen (#14), Youmeanddupre (#15), Sweet Poppy (#16), Yonaka (#17)

Report Created: Fri 22 May 2026

(Note: Races are conducted over an approximate distance as close as possible to the advertised distance, and recorded data may vary accordingly. Official times refer to race times only and do not include handicap times.)

[] Position in running at each section and finish TAB# Saddle cloth number

Fastest split

-:-:- No data available at this section

BAR# Barrier/Gate Position

Fastest section

NA No data available

DNF Did not finish

DNT Did not track

DT-W Distance travelled compared to winner in metres



Kilcoy QLD

Race 2: LADBROKES EXTRAS IN MULTI Maiden Handicap - 1200m

22 May 2026 - 1:34PM

Track Rating: Soft 6, Weather: Fine, Rail Position: True Entire Circuit



Field Times (Race Tempo) 1:13.73 (0:13.49) 1:00.24 (0:11.39) 0:48.85 (0:11.93) 0:36.91 (0:11.67) 0:25.24 (0:12.28) 0:12.97 (0:12.97)

Rank	TAB#	Horse	Overall Time	First 400m	Top Speed km/h (Section)	L1200	L1000	L800	L600	L400	L200		
	(BAR#)	Jockey	Margin (DT-W)	Last 600m	Fastest Section (Time)	Start - 1000	1000 - 800	800 - 600	600 - 400	400 - 200	200 - Finish		
11	11	Saluki	1:14.73	0:25.03	67.3 (1000-800)	1:14.73	1:01.00 [5]	0:49.70 [3]	0:37.59 [5]	0:25.82 [5]	0:13.28 [5]		
	(6)	Damien Boche	5.8L (+3)	0:37.59	1000-800 (0:11.30)	(0:13.73)	(0:11.30)	(0:12.11)	(0:11.77)	(0:12.54)	(0:13.28)		
12	10	Valour Victorious	1:15.31	0:25.79	65.3 (1000-800)	1:15.31	1:00.99 [11]	0:49.52 [11]	0:37.48 [11]	0:25.78 [10]	0:13.22 [12]		
	(11)	Jason Taylor	9.3L (+4)	0:37.49	1000-800 (0:11.47)	(0:14.32)	(0:11.47)	(0:12.04)	(0:11.70)	(0:12.57)	(0:13.22)		

Scratched: Foxtrotting (#6), Sweet Armani (#12), Cairo Queen (#14), Youmeanddupre (#15), Sweet Poppy (#16), Yonaka (#17)

Report Created: Fri 22 May 2026

(Note: Races are conducted over an approximate distance as close as possible to the advertised distance, and recorded data may vary accordingly. Official times refer to race times only and do not include handicap times.)

[] Position in running at each section and finish TAB# Saddle cloth number

-:-:- No data available at this section

NA No data available

DNT Did not track

BAR# Barrier/Gate Position

DNF Did not finish

DT-W Distance travelled compared to winner in metres

Fastest split

Fastest section

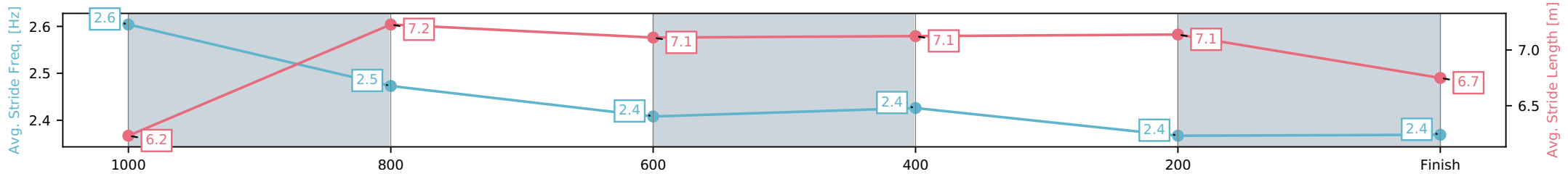
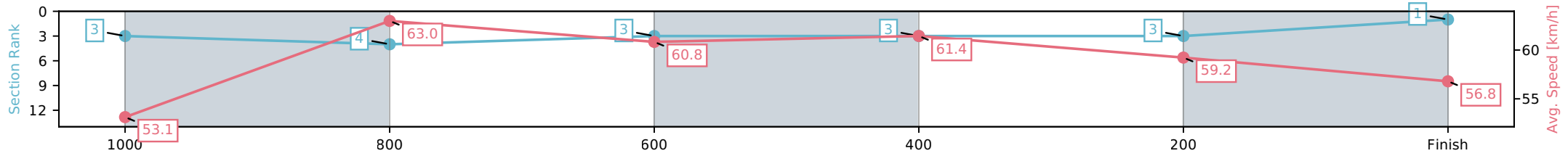
Horse/Jockey Name	Jardin De Lys/Georgina Cartwright
Finish Rank	1
Fastest Section Time (Section)	0:11.48 (1000-800)
Top Speed [km/h] (Section)	65.8 (1200 - 1000)
Race State	Finished



Kilcoy QLD --Professional-2026-05-22
 Race 2: LADBROKES EXTRAS IN MULTI Maiden Handicap - 1200m
 22 May 2026 - 1:34PM
 Track Rating: Soft 6, Weather: Fine, Rail Position: True Entire Circuit



Section	L1200	L1000	L800	L600	L400	L200
Section Times	1:13.73 (0:13.61)	1:00.12 [3] (0:11.48)	0:48.64 [4] (0:11.87)	0:36.77 [3] (0:11.72)	0:25.05 [3] (0:12.29)	0:12.76 [3] (0:12.76)
Average Speed [km/h]	53.1	63.0	60.8	61.4	59.2	56.8
Top Speed [km/h]	65.8	65.1	61.4	62.3	61.6	57.5
Avg. Dist. to Rail [m]	1.9	1.2	0.8	0.4	1.4	5.1
Avg. Stride Freq. [Hz]	2.6	2.5	2.4	2.4	2.4	2.4
Avg. Stride Length [m]	6.2	7.2	7.1	7.1	7.1	6.7



[] Ranking at each section and finish
 -.-.- No data available at this section
 NA No data available

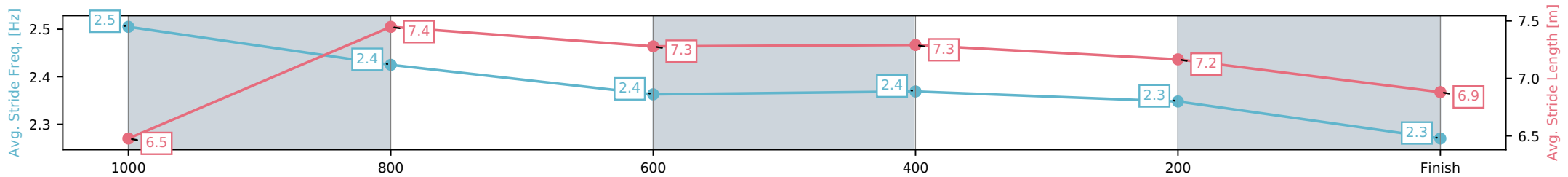
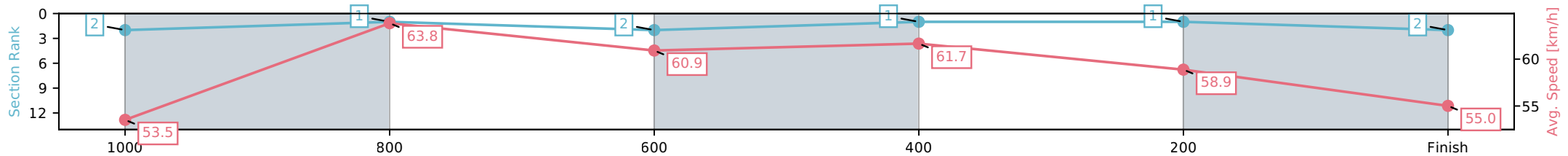
Horse/Jockey Name	Usual Limits/Jaden Lloyd
Finish Rank	2
Fastest Section Time (Section)	0:11.34 (1000-800)
Top Speed [km/h] (Section)	66.4 (1200 - 1000)
Race State	Finished



Kilcoy QLD --Professional-2026-05-22
 Race 2: LADBROKES EXTRAS IN MULTI Maiden Handicap - 1200m
 22 May 2026 - 1:34PM
 Track Rating: Soft 6, Weather: Fine, Rail Position: True Entire Circuit



Section	L1200	L1000	L800	L600	L400	L200
Section Times	1:13.82 (0:13.54)	1:00.28 [2] (0:11.34)	0:48.94 [1] (0:11.94)	0:37.00 [2] (0:11.66)	0:25.33 [1] (0:12.28)	0:13.06 [1] (0:13.06)
Average Speed [km/h]	53.5	63.8	60.9	61.7	58.9	55.0
Top Speed [km/h]	66.4	65.7	61.7	62.3	61.3	56.2
Avg. Dist. to Rail [m]	6.5	2.3	1.5	0.9	0.4	2.5
Avg. Stride Freq. [Hz]	2.5	2.4	2.4	2.4	2.3	2.3
Avg. Stride Length [m]	6.5	7.4	7.3	7.3	7.2	6.9



[] Ranking at each section and finish
 -:-:- No data available at this section
 NA No data available

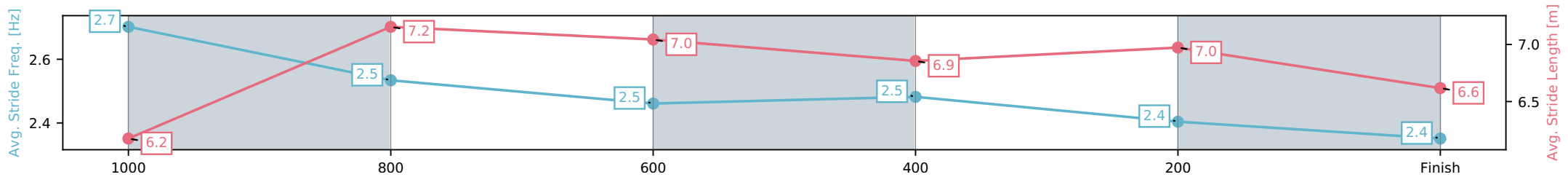
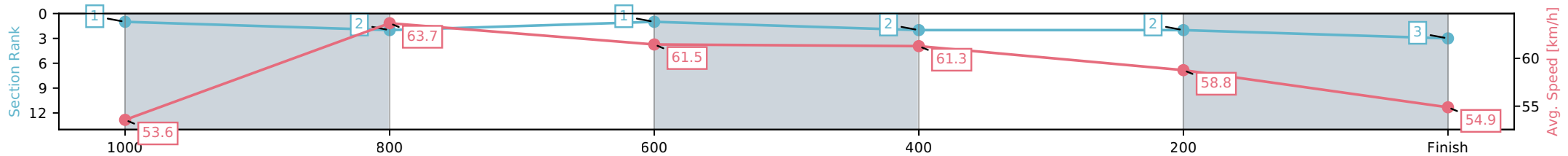
Horse/Jockey Name	Enchaanted/Archie McColm
Finish Rank	3
Fastest Section Time (Section)	0:11.42 (1000-800)
Top Speed [km/h] (Section)	66.0 (1200 - 1000)
Race State	Finished



Kilcoy QLD --Professional-2026-05-22
 Race 2: LADBROKES EXTRAS IN MULTI Maiden Handicap - 1200m
 22 May 2026 - 1:34PM
 Track Rating: Soft 6, Weather: Fine, Rail Position: True Entire Circuit



Section	L1200	L1000	L800	L600	L400	L200
Section Times	1:13.99 (0:13.49)	1:00.50 [1] (0:11.42)	0:49.08 [2] (0:11.90)	0:37.17 [1] (0:11.82)	0:25.36 [2] (0:12.24)	0:13.12 [2] (0:13.12)
Average Speed [km/h]	53.6	63.7	61.5	61.3	58.8	54.9
Top Speed [km/h]	66.0	65.7	62.5	62.0	61.6	57.0
Avg. Dist. to Rail [m]	5.9	2.8	2.7	2.6	1.1	1.4
Avg. Stride Freq. [Hz]	2.7	2.5	2.5	2.5	2.4	2.4
Avg. Stride Length [m]	6.2	7.2	7.0	6.9	7.0	6.6



[] Ranking at each section and finish
 -:-:- No data available at this section
 NA No data available

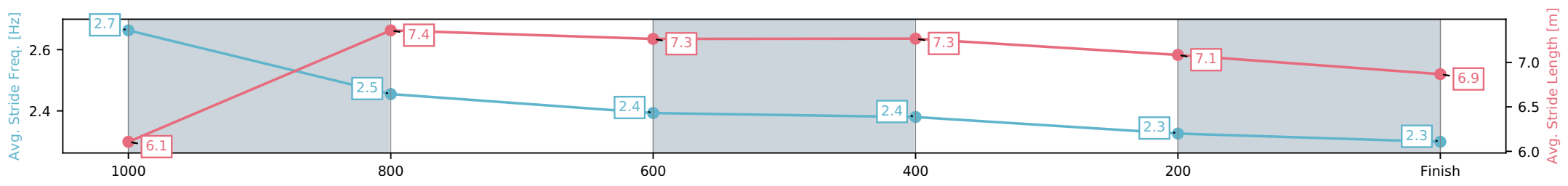
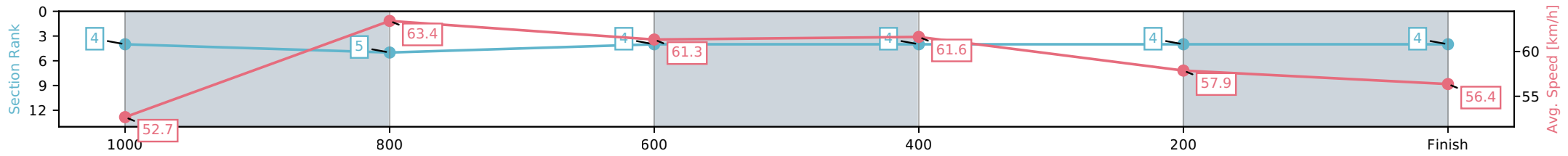
Horse/Jockey Name	Perrieres/Micheal Hellyer
Finish Rank	4
Fastest Section Time (Section)	0:11.42 (1000-800)
Top Speed [km/h] (Section)	65.7 (1200 - 1000)
Race State	Finished



Kilcoy QLD --Professional-2026-05-22
 Race 2: LADBROKES EXTRAS IN MULTI Maiden Handicap - 1200m
 22 May 2026 - 1:34PM
 Track Rating: Soft 6, Weather: Fine, Rail Position: True Entire Circuit



Section	L1200	L1000	L800	L600	L400	L200
Section Times	1:14.10 (0:13.72)	1:00.38 [4] (0:11.42)	0:48.96 [5] (0:11.91)	0:37.05 [4] (0:11.71)	0:25.34 [4] (0:12.63)	0:12.71 [4] (0:12.71)
Average Speed [km/h]	52.7	63.4	61.3	61.6	57.9	56.4
Top Speed [km/h]	65.7	65.4	62.5	62.4	60.9	57.0
Avg. Dist. to Rail [m]	3.9	1.8	2.3	2.1	2.0	2.6
Avg. Stride Freq. [Hz]	2.7	2.5	2.4	2.4	2.3	2.3
Avg. Stride Length [m]	6.1	7.4	7.3	7.3	7.1	6.9



[] Ranking at each section and finish
 -:-:- No data available at this section
 NA No data available

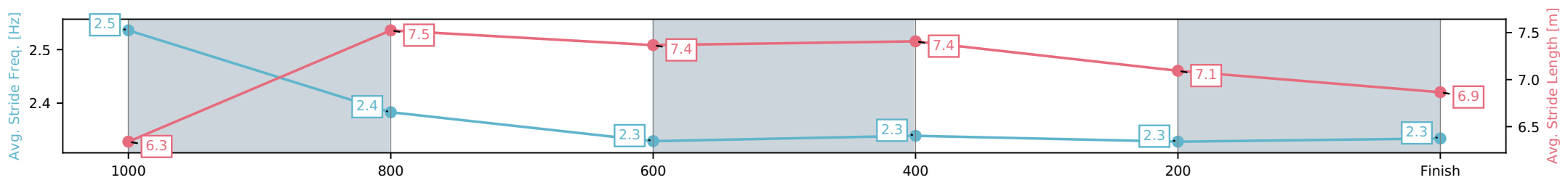
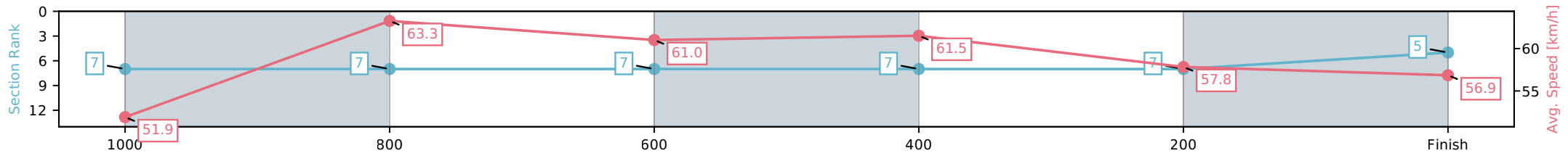
Horse/Jockey Name	Talleyrand/Nathan Fazackerley
Finish Rank	5
Fastest Section Time (Section)	0:11.44 (1000-800)
Top Speed [km/h] (Section)	65.8 (1000-800)
Race State	Finished



Kilcoy QLD --Professional-2026-05-22
 Race 2: LADBROKES EXTRAS IN MULTI Maiden Handicap - 1200m
 22 May 2026 - 1:34PM
 Track Rating: Soft 6, Weather: Fine, Rail Position: True Entire Circuit



Section	L1200	L1000	L800	L600	L400	L200
Section Times	1:14.22 (0:13.93)	1:00.29 [7] (0:11.44)	0:48.86 [7] (0:11.93)	0:36.93 [7] (0:11.75)	0:25.18 [7] (0:12.62)	0:12.56 [7] (0:12.56)
Average Speed [km/h]	51.9	63.3	61.0	61.5	57.8	56.9
Top Speed [km/h]	65.4	65.8	62.3	62.8	59.9	58.4
Avg. Dist. to Rail [m]	3.0	1.4	1.7	1.5	1.8	3.7
Avg. Stride Freq. [Hz]	2.5	2.4	2.3	2.3	2.3	2.3
Avg. Stride Length [m]	6.3	7.5	7.4	7.4	7.1	6.9



[] Ranking at each section and finish
 -:-:- No data available at this section
 NA No data available

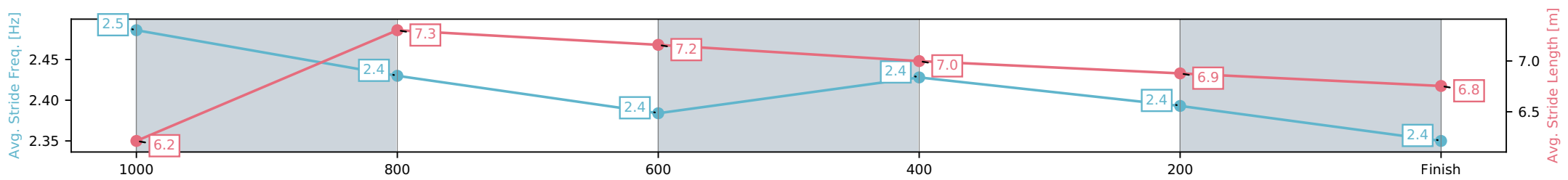
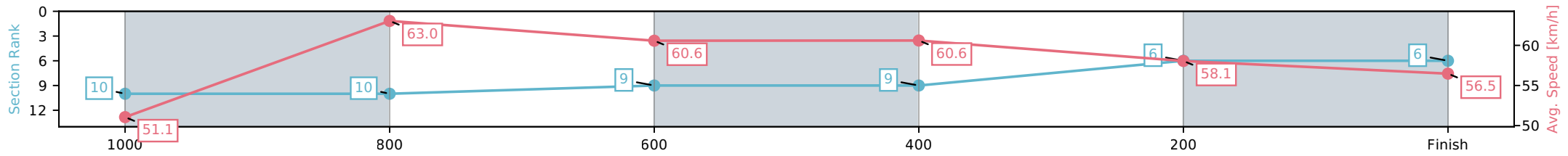
Horse/Jockey Name	Mud 'N' Blood/Tiffani Brooker
Finish Rank	6
Fastest Section Time (Section)	0:11.51 (1000-800)
Top Speed [km/h] (Section)	64.8 (1000-800)
Race State	Finished



Kilcoy QLD --Professional-2026-05-22
 Race 2: LADBROKES EXTRAS IN MULTI Maiden Handicap - 1200m
 22 May 2026 - 1:34PM
 Track Rating: Soft 6, Weather: Fine, Rail Position: True Entire Circuit



Section	L1200	L1000	L800	L600	L400	L200
Section Times	1:14.31 (0:14.17)	1:00.14 [10] (0:11.51)	0:48.63 [10] (0:11.92)	0:36.70 [9] (0:11.89)	0:24.82 [9] (0:12.14)	0:12.68 [6] (0:12.68)
Average Speed [km/h]	51.1	63.0	60.6	60.6	58.1	56.5
Top Speed [km/h]	63.6	64.8	62.5	61.6	60.3	57.4
Avg. Dist. to Rail [m]	7.9	2.7	0.6	0.5	2.3	1.8
Avg. Stride Freq. [Hz]	2.5	2.4	2.4	2.4	2.4	2.4
Avg. Stride Length [m]	6.2	7.3	7.2	7.0	6.9	6.8



[] Ranking at each section and finish
 -:-:- No data available at this section
 NA No data available

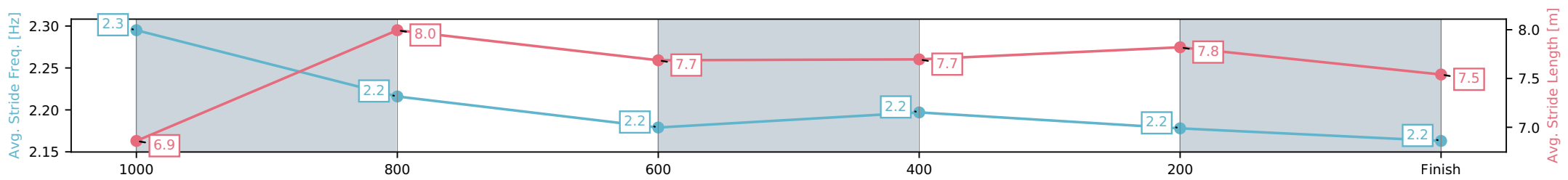
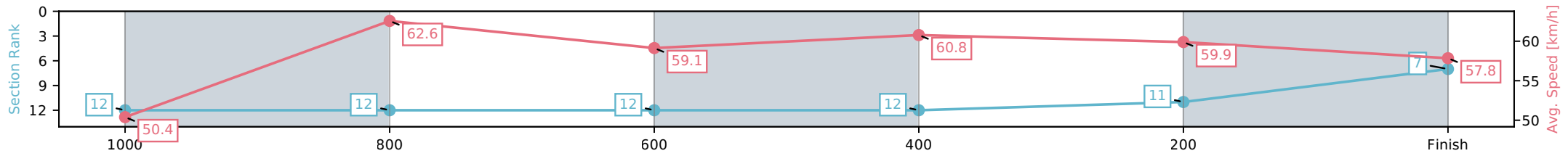
Horse/Jockey Name	Lady Kate/Shakira Bailey
Finish Rank	7
Fastest Section Time (Section)	0:11.56 (1000-800)
Top Speed [km/h] (Section)	64.3 (1200 - 1000)
Race State	Finished



Kilcoy QLD --Professional-2026-05-22
 Race 2: LADBROKES EXTRAS IN MULTI Maiden Handicap - 1200m
 22 May 2026 - 1:34PM
 Track Rating: Soft 6, Weather: Fine, Rail Position: True Entire Circuit



Section	L1200	L1000	L800	L600	L400	L200
Section Times	1:14.51 (0:14.33)	1:00.18 [12] (0:11.56)	0:48.62 [12] (0:12.24)	0:36.38 [12] (0:11.85)	0:24.52 [12] (0:12.10)	0:12.43 [11] (0:12.43)
Average Speed [km/h]	50.4	62.6	59.1	60.8	59.9	57.8
Top Speed [km/h]	64.3	63.9	61.1	62.5	61.8	59.2
Avg. Dist. to Rail [m]	6.1	2.3	0.7	1.5	0.8	2.8
Avg. Stride Freq. [Hz]	2.3	2.2	2.2	2.2	2.2	2.2
Avg. Stride Length [m]	6.9	8.0	7.7	7.7	7.8	7.5



[] Ranking at each section and finish
 -:-:- No data available at this section
 NA No data available

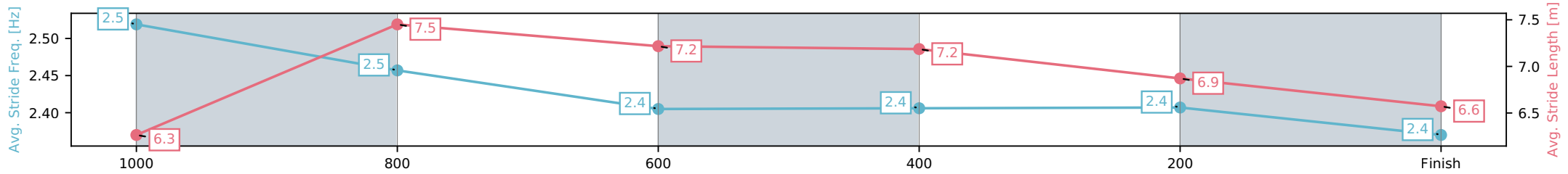
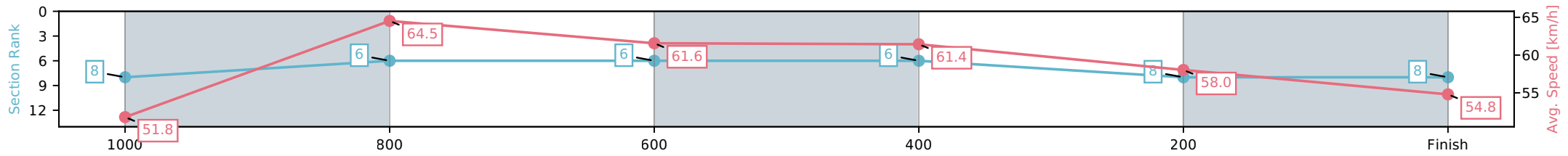
Horse/Jockey Name	Demes Girl/Minonette Kennedy
Finish Rank	8
Fastest Section Time (Section)	0:11.31 (1000-800)
Top Speed [km/h] (Section)	66.3 (1200 - 1000)
Race State	Finished



Kilcoy QLD --Professional-2026-05-22
 Race 2: LADBROKES EXTRAS IN MULTI Maiden Handicap - 1200m
 22 May 2026 - 1:34PM
 Track Rating: Soft 6, Weather: Fine, Rail Position: True Entire Circuit



Section	L1200	L1000	L800	L600	L400	L200
Section Times	1:14.61 (0:13.97)	1:00.64 [8] (0:11.31)	0:49.34 [6] (0:11.94)	0:37.40 [6] (0:11.74)	0:25.66 [6] (0:12.77)	0:12.89 [8] (0:12.89)
Average Speed [km/h]	51.8	64.5	61.6	61.4	58.0	54.8
Top Speed [km/h]	66.3	65.9	62.7	62.8	61.5	56.0
Avg. Dist. to Rail [m]	5.9	4.0	3.0	2.1	3.6	4.5
Avg. Stride Freq. [Hz]	2.5	2.5	2.4	2.4	2.4	2.4
Avg. Stride Length [m]	6.3	7.5	7.2	7.2	6.9	6.6



[] Ranking at each section and finish
 -:-:- No data available at this section
 NA No data available

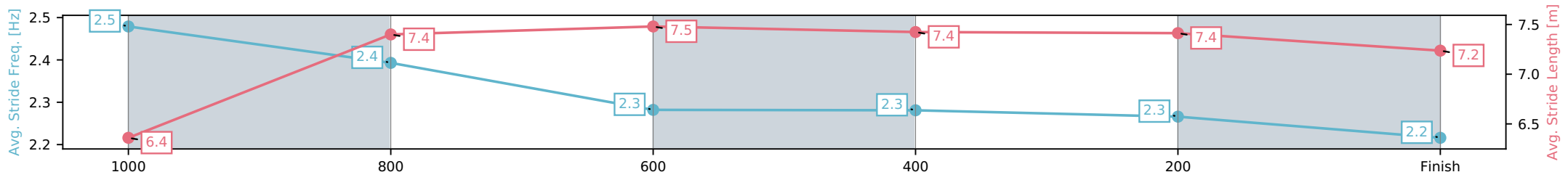
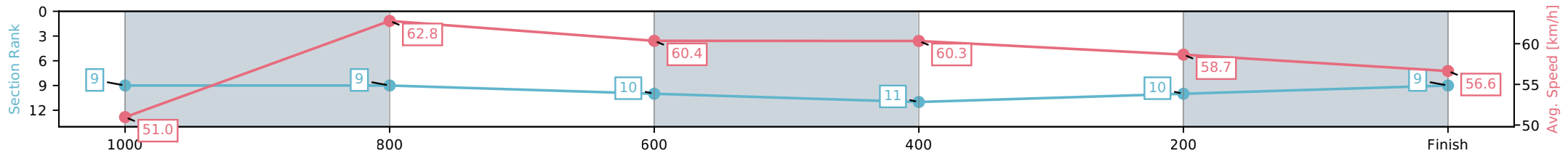
Horse/Jockey Name	Too Darn Smart/Karl Zechner
Finish Rank	9
Fastest Section Time (Section)	0:11.49 (1000-800)
Top Speed [km/h] (Section)	64.2 (1000-800)
Race State	Finished



Kilcoy QLD --Professional-2026-05-22
 Race 2: LADBROKES EXTRAS IN MULTI Maiden Handicap - 1200m
 22 May 2026 - 1:34PM
 Track Rating: Soft 6, Weather: Fine, Rail Position: True Entire Circuit



Section	L1200	L1000	L800	L600	L400	L200
Section Times	1:14.63 (0:14.17)	1:00.46 [9] (0:11.49)	0:48.97 [9] (0:11.99)	0:36.98 [10] (0:11.92)	0:25.06 [11] (0:12.36)	0:12.70 [10] (0:12.70)
Average Speed [km/h]	51.0	62.8	60.4	60.3	58.7	56.6
Top Speed [km/h]	63.3	64.2	61.9	61.3	60.6	57.1
Avg. Dist. to Rail [m]	0.9	0.9	0.6	0.4	0.8	4.9
Avg. Stride Freq. [Hz]	2.5	2.4	2.3	2.3	2.3	2.2
Avg. Stride Length [m]	6.4	7.4	7.5	7.4	7.4	7.2



[] Ranking at each section and finish
 -.-.- No data available at this section
 NA No data available

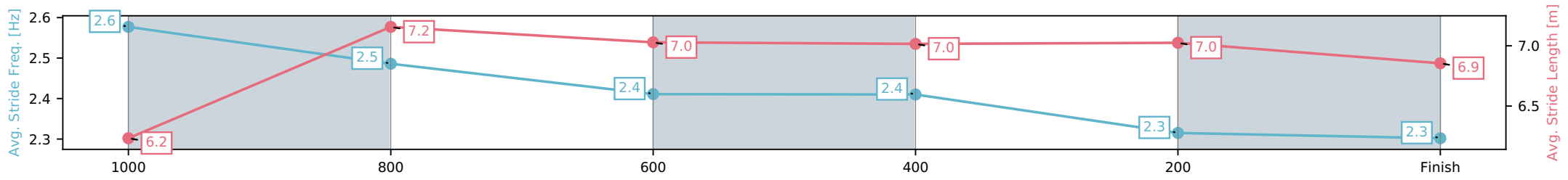
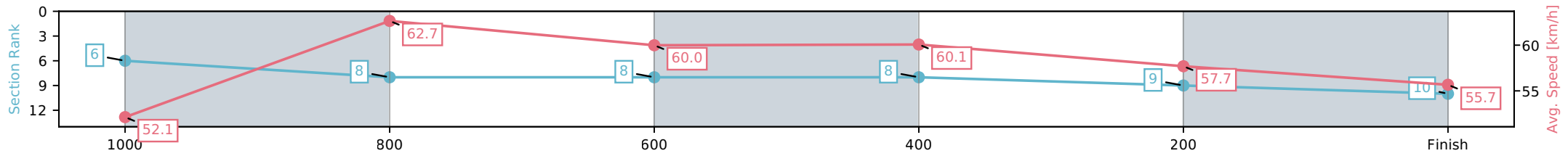
Horse/Jockey Name	Almond Gold/Mitch Goring
Finish Rank	10
Fastest Section Time (Section)	0:11.50 (1000-800)
Top Speed [km/h] (Section)	66.2 (1200 - 1000)
Race State	Finished



Kilcoy QLD --Professional-2026-05-22
 Race 2: LADBROKES EXTRAS IN MULTI Maiden Handicap - 1200m
 22 May 2026 - 1:34PM
 Track Rating: Soft 6, Weather: Fine, Rail Position: True Entire Circuit



Section	L1200	L1000	L800	L600	L400	L200
Section Times	1:14.65 (0:13.88)	1:00.77 [6] (0:11.50)	0:49.28 [8] (0:12.00)	0:37.27 [8] (0:11.99)	0:25.29 [8] (0:12.42)	0:12.86 [9] (0:12.86)
Average Speed [km/h]	52.1	62.7	60.0	60.1	57.7	55.7
Top Speed [km/h]	66.2	65.7	61.2	61.1	58.5	58.0
Avg. Dist. to Rail [m]	2.2	0.3	0.2	0.3	0.5	0.7
Avg. Stride Freq. [Hz]	2.6	2.5	2.4	2.4	2.3	2.3
Avg. Stride Length [m]	6.2	7.2	7.0	7.0	7.0	6.9



[] Ranking at each section and finish
 -:-:- No data available at this section
 NA No data available

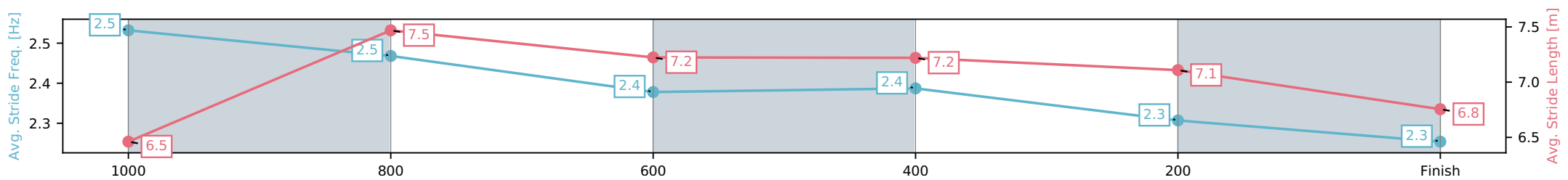
Horse/Jockey Name	Saluki/Damien Boche
Finish Rank	11
Fastest Section Time (Section)	0:11.30 (1000-800)
Top Speed [km/h] (Section)	67.3 (1000-800)
Race State	Finished



Kilcoy QLD --Professional-2026-05-22
 Race 2: LADBROKES EXTRAS IN MULTI Maiden Handicap - 1200m
 22 May 2026 - 1:34PM
 Track Rating: Soft 6, Weather: Fine, Rail Position: True Entire Circuit



Section	L1200	L1000	L800	L600	L400	L200
Section Times	1:14.73 (0:13.73)	1:01.00 [5] (0:11.30)	0:49.70 [3] (0:12.11)	0:37.59 [5] (0:11.77)	0:25.82 [5] (0:12.54)	0:13.28 [5] (0:13.28)
Average Speed [km/h]	52.6	64.7	61.0	61.4	57.6	53.7
Top Speed [km/h]	66.8	67.3	62.0	63.1	61.2	55.0
Avg. Dist. to Rail [m]	5.2	4.8	4.0	2.7	0.7	2.5
Avg. Stride Freq. [Hz]	2.5	2.5	2.4	2.4	2.3	2.3
Avg. Stride Length [m]	6.5	7.5	7.2	7.2	7.1	6.8



[] Ranking at each section and finish
 -:-:- No data available at this section
 NA No data available

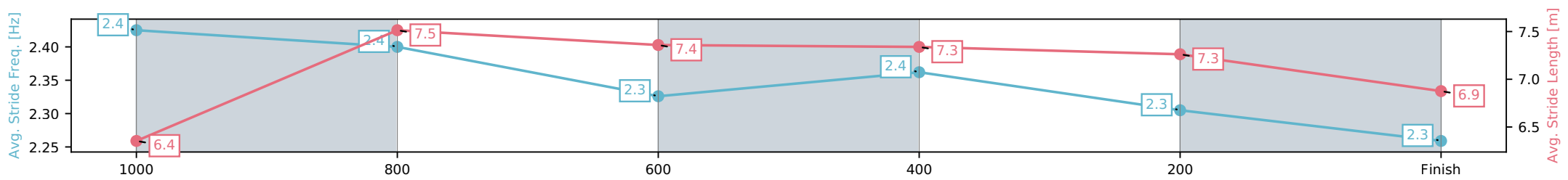
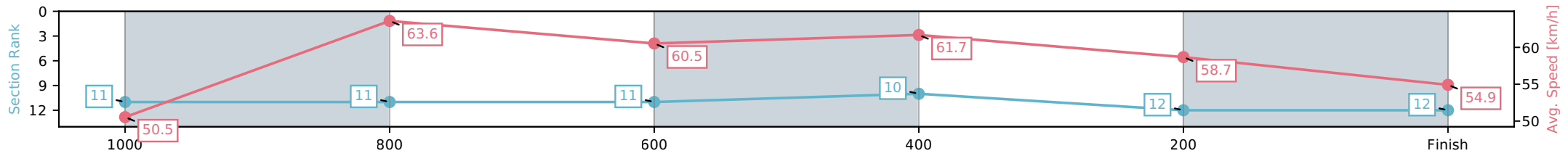
Horse/Jockey Name	Valour Victorious/Jason Taylor
Finish Rank	12
Fastest Section Time (Section)	0:11.47 (1000-800)
Top Speed [km/h] (Section)	65.3 (1000-800)
Race State	Finished



Kilcoy QLD --Professional-2026-05-22
 Race 2: LADBROKES EXTRAS IN MULTI Maiden Handicap - 1200m
 22 May 2026 - 1:34PM
 Track Rating: Soft 6, Weather: Fine, Rail Position: True Entire Circuit



Section	L1200	L1000	L800	L600	L400	L200
Section Times	1:15.31 (0:14.32)	1:00.99 [11] (0:11.47)	0:49.52 [11] (0:12.04)	0:37.48 [11] (0:11.70)	0:25.78 [10] (0:12.57)	0:13.22 [12] (0:13.22)
Average Speed [km/h]	50.5	63.6	60.5	61.7	58.7	54.9
Top Speed [km/h]	64.5	65.3	61.7	63.0	60.6	55.9
Avg. Dist. to Rail [m]	6.6	3.3	1.9	2.1	3.1	4.6
Avg. Stride Freq. [Hz]	2.4	2.4	2.3	2.4	2.3	2.3
Avg. Stride Length [m]	6.4	7.5	7.4	7.3	7.3	6.9



[] Ranking at each section and finish
 -:-:- No data available at this section
 NA No data available



Kilcoy QLD

Race 3: GEM LIFE KILCOY GREENS Maiden Plate - 1500m

22 May 2026 - 2:09PM



Track Rating: Soft 6, Weather: Fine, Rail Position: True Entire Circuit

Field Times (Race Tempo) 1:34.26 (0:08.20) 1:26.06 (0:10.97) 1:15.09 (0:11.88) 1:03.22 (0:12.37) 0:50.85 (0:12.63) 0:38.22 (0:12.43) 0:25.79 (0:12.93) 0:12.86 (0:12.86)

Rank	TAB#	Horse	Overall Time	First 400m	Top Speed km/h (Section)	L1500	L1400	L1200	L1000	L800	L600	L400	L200
	(BAR#)	Jockey	Margin (DT-W)	Last 600m	Fastest Section (Time)	Start - 1400	1400 - 1200	1200 - 1000	1000 - 800	800 - 600	600 - 400	400 - 200	200 - Finish
1	8	Send The Money	1:34.26	0:25.71	68.3 (1400-1200)	1:34.26	1:25.59 [8]	1:14.54 [6]	1:02.69 [5]	0:50.37 [5]	0:37.89 [5]	0:25.69 [3]	0:12.76 [2]
	(2)	Shakira Bailey		0:37.89	1400-1200 (0:11.05)	(0:08.67)	(0:11.05)	(0:11.85)	(0:12.32)	(0:12.48)	(0:12.20)	(0:12.93)	(0:12.76)
2	11	Best Eagle	1:34.77	0:25.01	67.8 (1400-1200)	1:34.77	1:26.57 [1]	1:15.60 [1]	1:03.73 [1]	0:51.36 [1]	0:38.72 [2]	0:26.25 [2]	0:13.37 [1]
	(5)	Brandon Lerena	3.0L (-4)	0:38.72	1400-1200 (0:10.97)	(0:08.20)	(0:10.97)	(0:11.88)	(0:12.37)	(0:12.64)	(0:12.47)	(0:12.88)	(0:13.37)
3	5	The Hindustan	1:35.37	0:25.30	67.0 (1400-1200)	1:35.37	1:27.07 [2]	1:16.00 [2]	1:04.16 [2]	0:51.84 [2]	0:39.33 [1]	0:26.89 [2]	0:13.74 [3]
	(6)	Kenji Yoshida	17.7L (-8)	0:39.33	1500 - 1400 (0:08.30)	(0:08.30)	(0:11.07)	(0:11.84)	(0:12.32)	(0:12.51)	(0:12.44)	(0:13.15)	(0:13.74)
4	1	Bon Ichi	1:35.50	0:25.35	67.2 (1400-1200)	1:35.50	1:27.18 [2]	1:16.09 [3]	1:04.24 [2]	0:51.95 [2]	0:39.46 [1]	0:27.03 [1]	0:13.82 [3]
	(4)	Chloe Lowe	7.2L (-7)	0:39.46	1400-1200 (0:11.09)	(0:08.32)	(0:11.09)	(0:11.84)	(0:12.30)	(0:12.49)	(0:12.43)	(0:13.21)	(0:13.82)
5	6	Over The Louvre	1:35.87	0:25.46	67.0 (1400-1200)	1:35.87	1:27.37 [6]	1:16.20 [4]	1:04.56 [3]	0:52.16 [4]	0:39.62 [4]	0:27.09 [4]	0:13.62 [5]
	(9)	Karl Zechner	9.4L (-4)	0:39.63	1400-1200 (0:11.16)	(0:08.50)	(0:11.16)	(0:11.64)	(0:12.40)	(0:12.54)	(0:12.53)	(0:13.48)	(0:13.62)
6	9	Astern Powers	1:36.06	0:25.30	67.0 (1400-1200)	1:36.06	1:27.67 [3]	1:16.67 [2]	1:04.74 [4]	0:52.45 [3]	0:39.86 [3]	0:27.24 [5]	0:13.86 [4]
	(3)	Jason Taylor	10.5L (-5)	0:39.86	1400-1200 (0:11.01)	(0:08.39)	(0:11.01)	(0:11.93)	(0:12.29)	(0:12.59)	(0:12.62)	(0:13.38)	(0:13.86)
7	7	Literature Tycoon	1:36.15	0:26.41	65.1 (1400-1200)	1:36.15	1:27.09 [9]	1:15.69 [9]	1:03.83 [9]	0:51.39 [9]	0:38.70 [9]	0:26.51 [8]	0:13.49 [6]
	(7)	Micheal Hellyer	11.1L (-3)	0:38.70	1400-1200 (0:11.40)	(0:09.06)	(0:11.40)	(0:11.86)	(0:12.44)	(0:12.68)	(0:12.19)	(0:13.02)	(0:13.49)
8	4	Set For Life	1:36.26	0:26.07	63.6 (1400-1200)	1:36.26	1:27.80 [4]	1:16.17 [8]	1:04.11 [8]	0:51.70 [8]	0:39.04 [8]	0:26.57 [9]	0:13.02 [9]
	(10)	Emma Simsir	11.7L (+3)	0:39.05	1400-1200 (0:11.63)	(0:08.46)	(0:11.63)	(0:12.06)	(0:12.42)	(0:12.65)	(0:12.47)	(0:13.56)	(0:13.02)
9	3	Kick And Win	1:36.48	0:26.10	65.0 (1400-1200)	1:36.48	1:27.97 [7]	1:16.50 [7]	1:04.39 [7]	0:51.96 [7]	0:39.37 [7]	0:26.89 [7]	0:13.55 [8]
	(8)	Violet Soulsby	13.0L (-7)	0:39.38	1400-1200 (0:11.46)	(0:08.51)	(0:11.46)	(0:12.12)	(0:12.42)	(0:12.59)	(0:12.49)	(0:13.34)	(0:13.55)
10	2	Hurdwick Stone	1:36.64	0:25.59	65.9 (1400-1200)	1:36.64	1:28.16 [5]	1:16.95 [5]	1:05.03 [6]	0:52.58 [6]	0:39.92 [6]	0:27.31 [6]	0:13.98 [6]
	(1)	Danny Peisley	14.0L (-6)	0:39.92	1400-1200 (0:11.21)	(0:08.48)	(0:11.21)	(0:11.92)	(0:12.45)	(0:12.66)	(0:12.61)	(0:13.33)	(0:13.98)

Scratched: Roth Queen (#10), Mister Blaze (#12), Mishpat (#13), Zou Zou Shargusa (#14), Rotate (#15), O'reilly's Shout (#16)

Report Created: Fri 22 May 2026

(Note: Races are conducted over an approximate distance as close as possible to the advertised distance, and recorded data may vary accordingly. Official times refer to race times only and do not include handicap times.)

[] Position in running at each section and finish TAB# Saddle cloth number
 -:-:- No data available at this section BAR# Barrier/Gate Position
 NA No data available DNF Did not finish
 DNT Did not track DT-W Distance travelled compared to winner in metres

Fastest split
 Fastest section

data processed by TRIPLESDATA

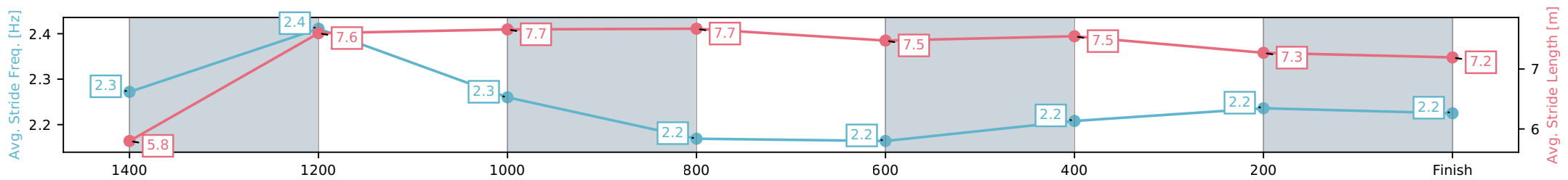
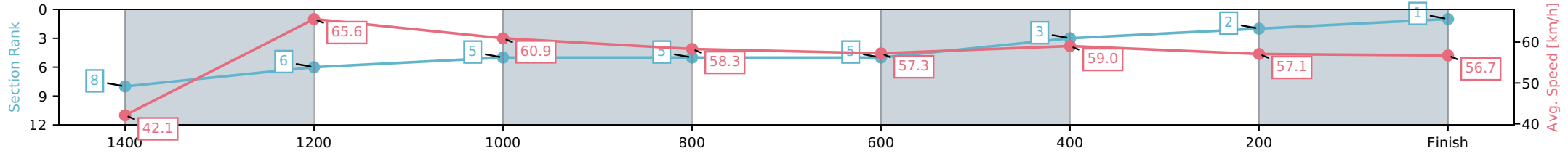
Horse/Jockey Name	Send The Money/Shakira Bailey
Finish Rank	1
Fastest Section Time (Section)	0:11.05 (1400-1200)
Top Speed [km/h] (Section)	68.3 (1400-1200)
Race State	Finished



Kilcoy QLD --Professional-2026-05-22
 Race 3: GEMLIFE KILCOY GREENS Maiden Plate - 1500m
 22 May 2026 - 2:09PM
 Track Rating: Soft 6, Weather: Fine, Rail Position: True Entire Circuit



Section	L1500	L1400	L1200	L1000	L800	L600	L400	L200
Section Times	1:34.26 (0:08.67)	1:25.59 [8] (0:11.05)	1:14.54 [6] (0:11.85)	1:02.69 [5] (0:12.32)	0:50.37 [5] (0:12.48)	0:37.89 [5] (0:12.20)	0:25.69 [3] (0:12.93)	0:12.76 [2] (0:12.76)
Average Speed [km/h]	42.1	65.6	60.9	58.3	57.3	59.0	57.1	56.7
Top Speed [km/h]	61.4	68.3	62.0	61.1	58.6	60.0	58.6	58.5
Avg. Dist. to Rail [m]	5.4	3.1	0.7	0.5	1.0	2.2	3.2	3.7
Avg. Stride Freq. [Hz]	2.3	2.4	2.3	2.2	2.2	2.2	2.2	2.2
Avg. Stride Length [m]	5.8	7.6	7.7	7.7	7.5	7.5	7.3	7.2



[] Ranking at each section and finish
 -:-:- No data available at this section
 NA No data available

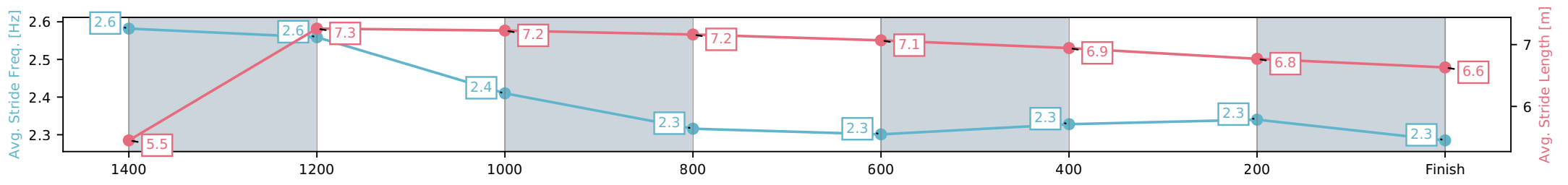
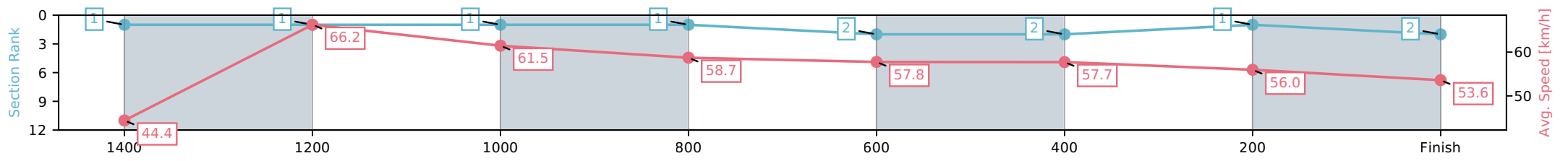
Horse/Jockey Name	Best Eagle/Brandon Lerena
Finish Rank	2
Fastest Section Time (Section)	0:10.97 (1400-1200)
Top Speed [km/h] (Section)	67.8 (1400-1200)
Race State	Finished



Kilcoy QLD --Professional-2026-05-22
 Race 3: GEMLIFE KILCOY GREENS Maiden Plate - 1500m
 22 May 2026 - 2:09PM
 Track Rating: Soft 6, Weather: Fine, Rail Position: True Entire Circuit



Section	L1500	L1400	L1200	L1000	L800	L600	L400	L200
Section Times	1:34.77 (0:08.20)	1:26.57 [1] (0:10.97)	1:15.60 [1] (0:11.88)	1:03.73 [1] (0:12.37)	0:51.36 [1] (0:12.64)	0:38.72 [2] (0:12.47)	0:26.25 [2] (0:12.88)	0:13.37 [1] (0:13.37)
Average Speed [km/h]	44.4	66.2	61.5	58.7	57.8	57.7	56.0	53.6
Top Speed [km/h]	63.6	67.8	63.8	59.9	58.1	58.5	58.0	54.8
Avg. Dist. to Rail [m]	7.8	4.6	2.3	2.0	2.1	0.8	0.5	1.4
Avg. Stride Freq. [Hz]	2.6	2.6	2.4	2.3	2.3	2.3	2.3	2.3
Avg. Stride Length [m]	5.5	7.3	7.2	7.2	7.1	6.9	6.8	6.6



[] Ranking at each section and finish
 -:-:- No data available at this section
 NA No data available

Horse/Jockey Name	The Hindustan/Kenji Yoshida
Finish Rank	3
Fastest Section Time (Section)	0:08.30 (1500 - 1400)
Top Speed [km/h] (Section)	67.0 (1400-1200)
Race State	Finished



Kilcoy QLD --Professional-2026-05-22

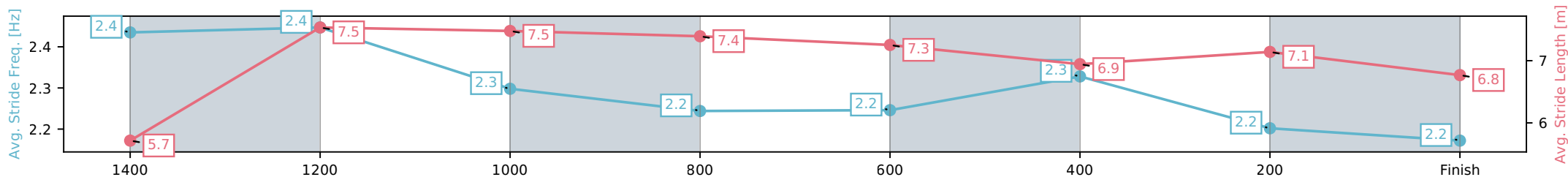
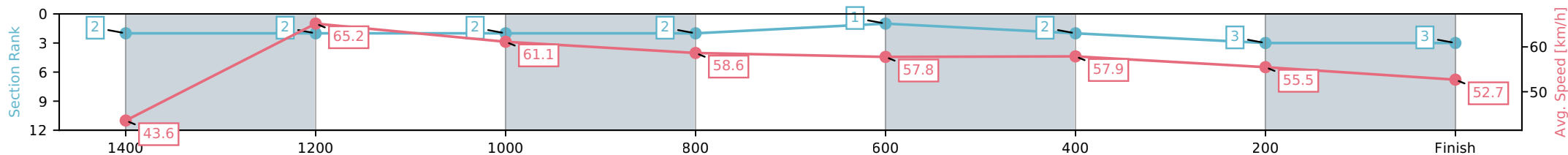
Race 3: GEMLIFE KILCOY GREENS Maiden Plate - 1500m

22 May 2026 - 2:09PM



Track Rating: Soft 6, Weather: Fine, Rail Position: True Entire Circuit

Section	L1500	L1400	L1200	L1000	L800	L600	L400	L200
Section Times	1:35.37 (0:08.30)	1:27.07 [2] (0:11.07)	1:16.00 [2] (0:11.84)	1:04.16 [2] (0:12.32)	0:51.84 [2] (0:12.51)	0:39.33 [1] (0:12.44)	0:26.89 [2] (0:13.15)	0:13.74 [3] (0:13.74)
Average Speed [km/h]	43.6	65.2	61.1	58.6	57.8	57.9	55.5	52.7
Top Speed [km/h]	63.1	67.0	62.1	60.4	58.3	58.5	58.1	53.2
Avg. Dist. to Rail [m]	6.5	3.7	2.9	3.0	2.8	3.8	4.2	0.2
Avg. Stride Freq. [Hz]	2.4	2.4	2.3	2.2	2.2	2.3	2.2	2.2
Avg. Stride Length [m]	5.7	7.5	7.5	7.4	7.3	6.9	7.1	6.8



- [] Ranking at each section and finish
- :-:- No data available at this section
- NA No data available

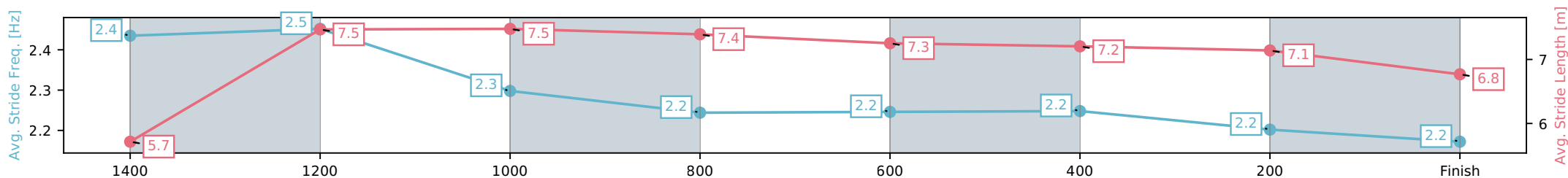
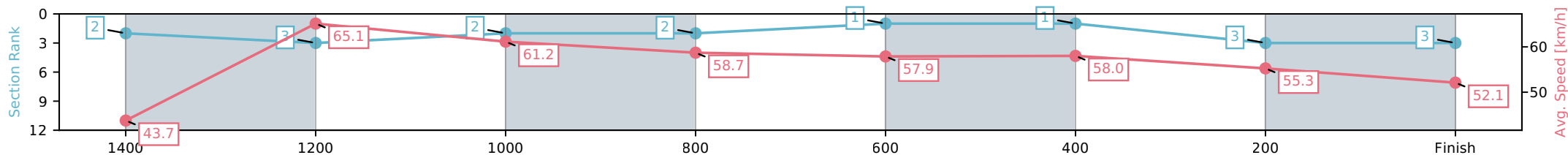
Horse/Jockey Name	Bon Ichi/Chloe Lowe
Finish Rank	4
Fastest Section Time (Section)	0:11.09 (1400-1200)
Top Speed [km/h] (Section)	67.2 (1400-1200)
Race State	Finished



Kilcoy QLD --Professional-2026-05-22
 Race 3: GEM LIFE KILCOY GREENS Maiden Plate - 1500m
 22 May 2026 - 2:09PM
 Track Rating: Soft 6, Weather: Fine, Rail Position: True Entire Circuit



Section	L1500	L1400	L1200	L1000	L800	L600	L400	L200
Section Times	1:35.50 (0:08.32)	1:27.18 [2] (0:11.09)	1:16.09 [3] (0:11.84)	1:04.24 [2] (0:12.30)	0:51.95 [2] (0:12.49)	0:39.46 [1] (0:12.43)	0:27.03 [1] (0:13.21)	0:13.82 [3] (0:13.82)
Average Speed [km/h]	43.7	65.1	61.2	58.7	57.9	58.0	55.3	52.1
Top Speed [km/h]	63.1	67.2	62.1	60.4	58.3	58.9	58.1	53.2
Avg. Dist. to Rail [m]	6.0	2.6	0.9	1.0	0.8	1.5	1.7	0.7
Avg. Stride Freq. [Hz]	2.4	2.5	2.3	2.2	2.2	2.2	2.2	2.2
Avg. Stride Length [m]	5.7	7.5	7.5	7.4	7.3	7.2	7.1	6.8



[] Ranking at each section and finish
 -:-:- No data available at this section
 NA No data available

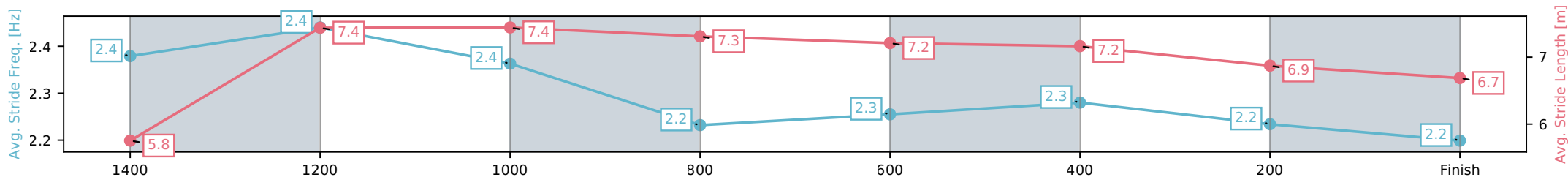
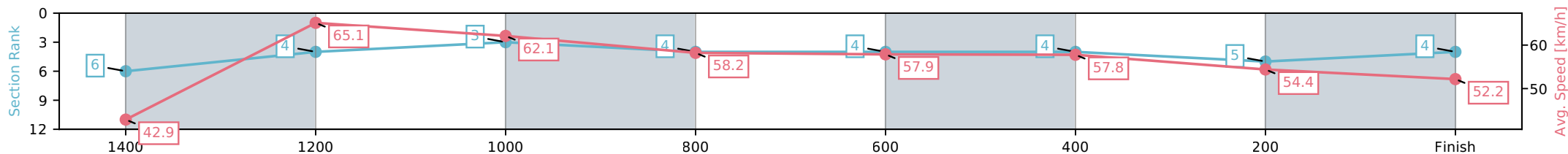
Horse/Jockey Name	Over The Louvre/Karl Zechner
Finish Rank	5
Fastest Section Time (Section)	0:11.16 (1400-1200)
Top Speed [km/h] (Section)	67.0 (1400-1200)
Race State	Finished



Kilcoy QLD --Professional-2026-05-22
 Race 3: GEMLIFE KILCOY GREENS Maiden Plate - 1500m
 22 May 2026 - 2:09PM
 Track Rating: Soft 6, Weather: Fine, Rail Position: True Entire Circuit



Section	L1500	L1400	L1200	L1000	L800	L600	L400	L200
Section Times	1:35.87 (0:08.50)	1:27.37 [6] (0:11.16)	1:16.20 [4] (0:11.64)	1:04.56 [3] (0:12.40)	0:52.16 [4] (0:12.54)	0:39.62 [4] (0:12.53)	0:27.09 [4] (0:13.48)	0:13.62 [5] (0:13.62)
Average Speed [km/h]	42.9	65.1	62.1	58.2	57.9	57.8	54.4	52.2
Top Speed [km/h]	61.1	67.0	64.2	60.0	59.2	58.4	57.2	53.5
Avg. Dist. to Rail [m]	10.8	5.5	0.7	0.4	1.5	2.7	2.4	2.2
Avg. Stride Freq. [Hz]	2.4	2.4	2.4	2.2	2.3	2.3	2.2	2.2
Avg. Stride Length [m]	5.8	7.4	7.4	7.3	7.2	7.2	6.9	6.7



[] Ranking at each section and finish
 -:-:- No data available at this section
 NA No data available

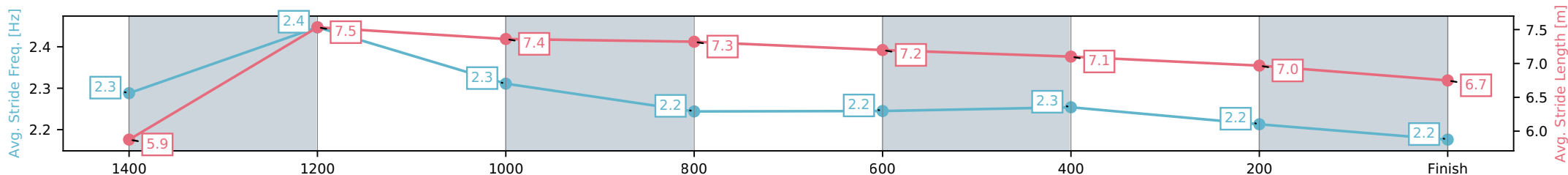
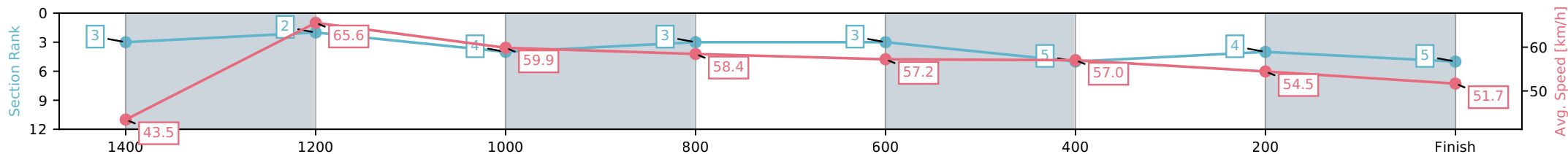
Horse/Jockey Name	Astern Powers/Jason Taylor
Finish Rank	6
Fastest Section Time (Section)	0:11.01 (1400-1200)
Top Speed [km/h] (Section)	67.0 (1400-1200)
Race State	Finished



Kilcoy QLD --Professional-2026-05-22
 Race 3: GEMLIFE KILCOY GREENS Maiden Plate - 1500m
 22 May 2026 - 2:09PM
 Track Rating: Soft 6, Weather: Fine, Rail Position: True Entire Circuit



Section	L1500	L1400	L1200	L1000	L800	L600	L400	L200
Section Times	1:36.06 (0:08.39)	1:27.67 [3] (0:11.01)	1:16.67 [2] (0:11.93)	1:04.74 [4] (0:12.29)	0:52.45 [3] (0:12.59)	0:39.86 [3] (0:12.62)	0:27.24 [5] (0:13.38)	0:13.86 [4] (0:13.86)
Average Speed [km/h]	43.5	65.6	59.9	58.4	57.2	57.0	54.5	51.7
Top Speed [km/h]	63.3	67.0	61.9	59.2	57.7	57.3	56.7	53.3
Avg. Dist. to Rail [m]	5.9	2.2	1.4	1.2	0.5	1.6	1.3	1.4
Avg. Stride Freq. [Hz]	2.3	2.4	2.3	2.2	2.2	2.3	2.2	2.2
Avg. Stride Length [m]	5.9	7.5	7.4	7.3	7.2	7.1	7.0	6.7



[] Ranking at each section and finish
 -:-:- No data available at this section
 NA No data available

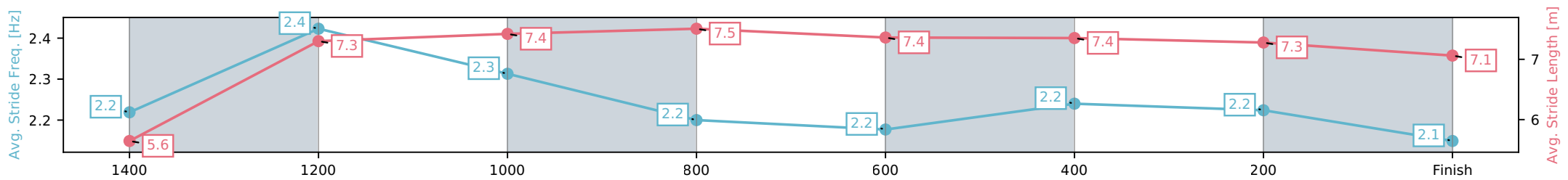
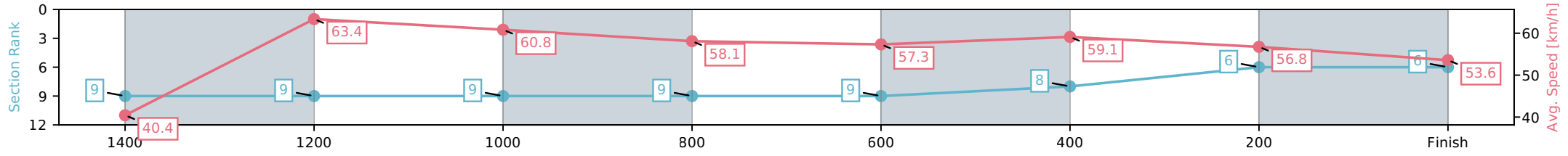
Horse/Jockey Name	Literature Tycoon/Micheal Hellyer
Finish Rank	7
Fastest Section Time (Section)	0:11.40 (1400-1200)
Top Speed [km/h] (Section)	65.1 (1400-1200)
Race State	Finished



Kilcoy QLD --Professional-2026-05-22
 Race 3: GEMLIFE KILCOY GREENS Maiden Plate - 1500m
 22 May 2026 - 2:09PM
 Track Rating: Soft 6, Weather: Fine, Rail Position: True Entire Circuit



Section	L1500	L1400	L1200	L1000	L800	L600	L400	L200
Section Times	1:36.15 (0:09.06)	1:27.09 [9] (0:11.40)	1:15.69 [9] (0:11.86)	1:03.83 [9] (0:12.44)	0:51.39 [9] (0:12.68)	0:38.70 [9] (0:12.19)	0:26.51 [8] (0:13.02)	0:13.49 [6] (0:13.49)
Average Speed [km/h]	40.4	63.4	60.8	58.1	57.3	59.1	56.8	53.6
Top Speed [km/h]	59.6	65.1	61.4	60.1	58.0	60.7	60.0	55.1
Avg. Dist. to Rail [m]	7.2	1.7	0.8	1.0	1.3	3.1	3.4	3.6
Avg. Stride Freq. [Hz]	2.2	2.4	2.3	2.2	2.2	2.2	2.2	2.1
Avg. Stride Length [m]	5.6	7.3	7.4	7.5	7.4	7.4	7.3	7.1



[] Ranking at each section and finish
 -:-:- No data available at this section
 NA No data available

Horse/Jockey Name	Set For Life/Emma Simsir
Finish Rank	8
Fastest Section Time (Section)	0:11.63 (1400-1200)
Top Speed [km/h] (Section)	63.6 (1400-1200)
Race State	Finished



Kilcoy QLD --Professional-2026-05-22

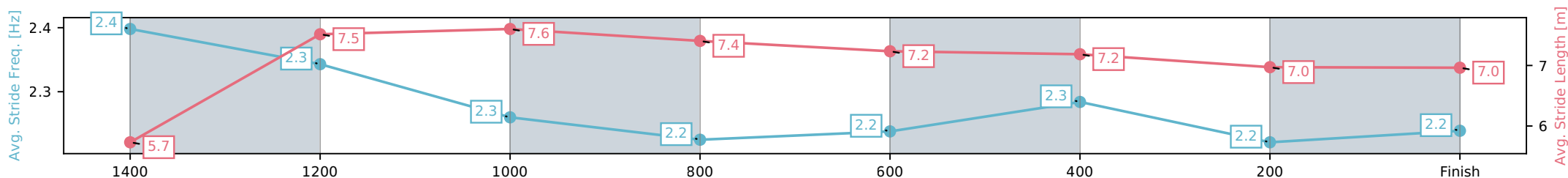
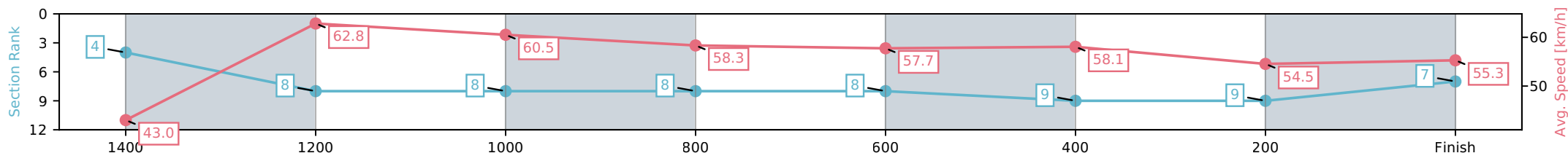
Race 3: GEMLIFE KILCOY GREENS Maiden Plate - 1500m

22 May 2026 - 2:09PM



Track Rating: Soft 6, Weather: Fine, Rail Position: True Entire Circuit

Section	L1500	L1400	L1200	L1000	L800	L600	L400	L200
Section Times	1:36.26 (0:08.46)	1:27.80 [4] (0:11.63)	1:16.17 [8] (0:12.06)	1:04.11 [8] (0:12.42)	0:51.70 [8] (0:12.65)	0:39.04 [8] (0:12.47)	0:26.57 [9] (0:13.56)	0:13.02 [9] (0:13.02)
Average Speed [km/h]	43.0	62.8	60.5	58.3	57.7	58.1	54.5	55.3
Top Speed [km/h]	60.1	63.6	62.8	60.8	58.5	58.5	57.5	55.9
Avg. Dist. to Rail [m]	12.7	7.3	2.2	2.3	2.1	2.7	3.3	4.5
Avg. Stride Freq. [Hz]	2.4	2.3	2.3	2.2	2.2	2.3	2.2	2.2
Avg. Stride Length [m]	5.7	7.5	7.6	7.4	7.2	7.2	7.0	7.0



- [] Ranking at each section and finish
- :-:- No data available at this section
- NA No data available

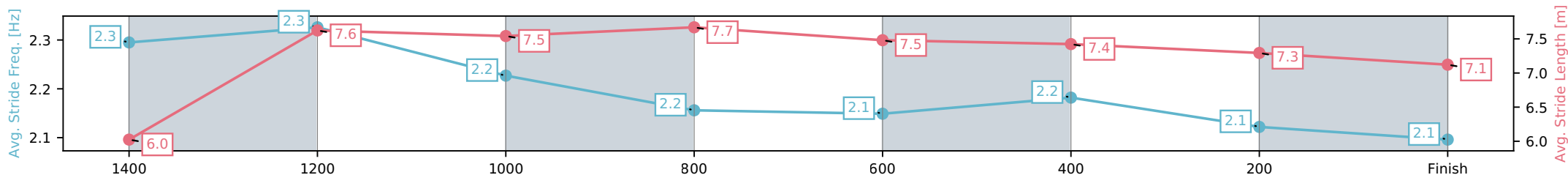
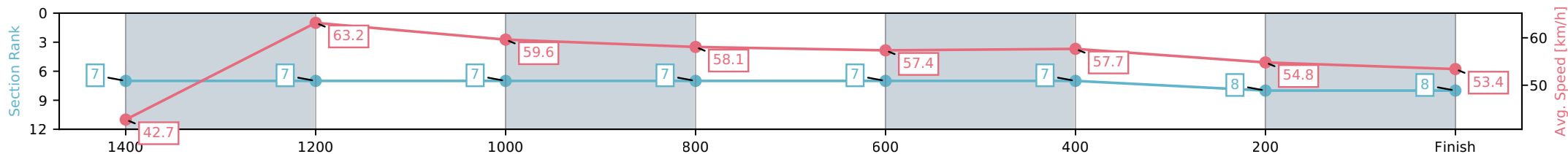
Horse/Jockey Name	Kick And Win/Violet Soulsby
Finish Rank	9
Fastest Section Time (Section)	0:11.46 (1400-1200)
Top Speed [km/h] (Section)	65.0 (1400-1200)
Race State	Finished



Kilcoy QLD --Professional-2026-05-22
 Race 3: GEMLIFE KILCOY GREENS Maiden Plate - 1500m
 22 May 2026 - 2:09PM
 Track Rating: Soft 6, Weather: Fine, Rail Position: True Entire Circuit



Section	L1500	L1400	L1200	L1000	L800	L600	L400	L200
Section Times	1:36.48 (0:08.51)	1:27.97 [7] (0:11.46)	1:16.50 [7] (0:12.12)	1:04.39 [7] (0:12.42)	0:51.96 [7] (0:12.59)	0:39.37 [7] (0:12.49)	0:26.89 [7] (0:13.34)	0:13.55 [8] (0:13.55)
Average Speed [km/h]	42.7	63.2	59.6	58.1	57.4	57.7	54.8	53.4
Top Speed [km/h]	60.8	65.0	60.5	60.5	57.9	58.1	57.8	54.2
Avg. Dist. to Rail [m]	9.9	4.8	0.6	0.4	0.6	1.1	1.8	3.1
Avg. Stride Freq. [Hz]	2.3	2.3	2.2	2.2	2.1	2.2	2.1	2.1
Avg. Stride Length [m]	6.0	7.6	7.5	7.7	7.5	7.4	7.3	7.1



[] Ranking at each section and finish
 -:-:- No data available at this section
 NA No data available

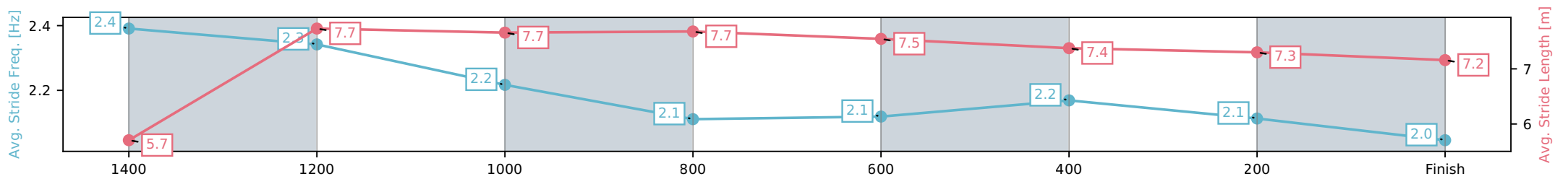
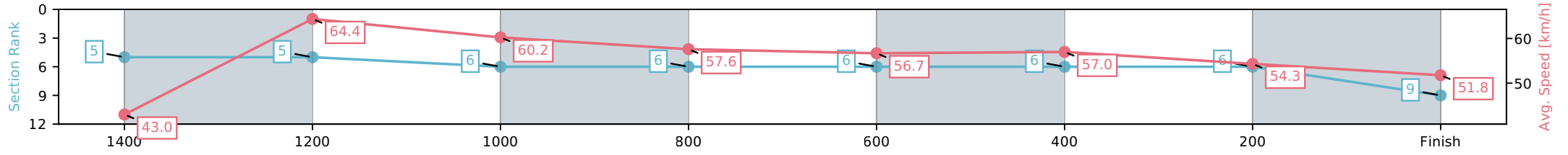
Horse/Jockey Name	Hurdwick Stone/Danny Peisley
Finish Rank	10
Fastest Section Time (Section)	0:11.21 (1400-1200)
Top Speed [km/h] (Section)	65.9 (1400-1200)
Race State	Finished



Kilcoy QLD --Professional-2026-05-22
 Race 3: GEM LIFE KILCOY GREENS Maiden Plate - 1500m
 22 May 2026 - 2:09PM
 Track Rating: Soft 6, Weather: Fine, Rail Position: True Entire Circuit



Section	L1500	L1400	L1200	L1000	L800	L600	L400	L200
Section Times	1:36.64 (0:08.48)	1:28.16 [5] (0:11.21)	1:16.95 [5] (0:11.92)	1:05.03 [6] (0:12.45)	0:52.58 [6] (0:12.66)	0:39.92 [6] (0:12.61)	0:27.31 [6] (0:13.33)	0:13.98 [6] (0:13.98)
Average Speed [km/h]	43.0	64.4	60.2	57.6	56.7	57.0	54.3	51.8
Top Speed [km/h]	62.7	65.9	61.3	59.5	57.9	57.7	56.1	53.2
Avg. Dist. to Rail [m]	3.4	1.0	0.7	0.8	0.5	0.4	0.8	3.3
Avg. Stride Freq. [Hz]	2.4	2.3	2.2	2.1	2.1	2.2	2.1	2.0
Avg. Stride Length [m]	5.7	7.7	7.7	7.7	7.5	7.4	7.3	7.2



[] Ranking at each section and finish
 -:-:- No data available at this section
 NA No data available



Kilcoy QLD

Race 4: KILCOY EXCHANGE HOTEL RATINGS BAND 0 - 55 Handicap - 1500m

22 May 2026 - 2:44PM

Track Rating: Soft 6, Weather: Fine, Rail Position: True Entire Circuit



Field Times (Race Tempo) 1:32.39 (0:08.21) 1:24.18 (0:11.26) 1:12.91 (0:11.69) 1:01.23 (0:11.97) 0:49.25 (0:12.46) 0:36.79 (0:11.99) 0:24.79 (0:12.19) 0:12.60 (0:12.60)

Rank	TAB#	Horse	Overall Time	First 400m	Top Speed km/h (Section)	L1500	L1400	L1200	L1000	L800	L600	L400	L200
	(BAR#)	Jockey	Margin (DT-W)	Last 600m	Fastest Section (Time)	Start - 1400	1400 - 1200	1200 - 1000	1000 - 800	800 - 600	600 - 400	400 - 200	200 - Finish
1	2	Coney Island Baby	1:32.39	0:25.65	65.3 (1400-1200)	1:32.39	1:24.13 [2]	1:12.76 [3]	1:00.84 [3]	0:48.73 [3]	0:36.43 [3]	0:24.79 [1]	0:12.60 [1]
	(5)	Bailey Wheeler		0:36.43	1400-1200 (0:11.37)	(0:08.26)	(0:11.37)	(0:11.92)	(0:12.11)	(0:12.30)	(0:11.64)	(0:12.19)	(0:12.60)
2	5	Doitlikemaxwell	1:33.36	0:25.36	65.0 (1400-1200)	1:33.36	1:25.01 [4]	1:13.78 [2]	1:01.99 [2]	0:49.92 [2]	0:37.63 [2]	0:25.67 [2]	0:13.12 [2]
	(8)	Les Tilley	5.7L (-4)	0:37.64	1400-1200 (0:11.23)	(0:08.35)	(0:11.23)	(0:11.79)	(0:12.07)	(0:12.29)	(0:11.96)	(0:12.56)	(0:13.12)
3	10	Rokabye Warrior	1:33.79	0:26.10	63.8 (1400-1200)	1:33.79	1:25.30 [6]	1:13.67 [7]	1:01.80 [6]	0:49.69 [6]	0:37.41 [5]	0:25.54 [4]	0:12.57 [5]
	(4)	Jason Taylor	8.2L (+0)	0:37.40	1400-1200 (0:11.63)	(0:08.49)	(0:11.63)	(0:11.87)	(0:12.11)	(0:12.28)	(0:11.87)	(0:12.96)	(0:12.57)
4	13	Spirit Of Sainly	1:33.82	0:26.03	64.1 (1400-1200)	1:33.82	1:25.29 [7]	1:13.74 [6]	1:01.97 [5]	0:49.72 [6]	0:37.28 [7]	0:25.30 [7]	0:12.58 [6]
	(7)	Aidan Keeley	8.4L (+5)	0:37.28	1400-1200 (0:11.55)	(0:08.53)	(0:11.55)	(0:11.77)	(0:12.25)	(0:12.44)	(0:11.98)	(0:12.72)	(0:12.58)
5	6	The Messiah	1:34.63	0:26.12	64.6 (1400-1200)	1:34.63	1:26.16 [5]	1:14.64 [5]	1:02.58 [7]	0:50.71 [4]	0:38.66 [4]	0:26.29 [5]	0:13.48 [4]
	(1)	Jaden Lloyd	13.2L (+2)	0:38.66	1400-1200 (0:11.52)	(0:08.47)	(0:11.52)	(0:12.06)	(0:11.88)	(0:12.05)	(0:12.37)	(0:12.81)	(0:13.48)
6	9	Mekanic	1:34.77	0:25.28	66.2 (1400-1200)	1:34.77	1:26.56 [1]	1:15.29 [1]	1:03.60 [1]	0:51.63 [1]	0:39.17 [1]	0:27.01 [3]	0:13.91 [3]
	(9)	Steph Tierney	14.0L (-6)	0:39.16	1400-1200 (0:11.26)	(0:08.21)	(0:11.26)	(0:11.69)	(0:11.98)	(0:12.46)	(0:12.15)	(0:13.10)	(0:13.91)
7	11	Heart Of Platinum	1:34.77	0:26.71	64.1 (1400-1200)	1:34.77	1:25.72 [9]	1:14.19 [8]	1:02.11 [8]	0:50.14 [8]	0:37.79 [8]	0:25.49 [8]	0:12.78 [8]
	(3)	Kayla Barker	14.0L (-5)	0:37.79	1400-1200 (0:11.53)	(0:09.05)	(0:11.53)	(0:12.08)	(0:11.98)	(0:12.34)	(0:12.30)	(0:12.71)	(0:12.78)
8	12	Great Angles	1:34.88	0:25.82	64.3 (1400-1200)	1:34.88	1:26.55 [3]	1:15.03 [4]	1:03.08 [4]	0:50.88 [5]	0:38.41 [6]	0:26.37 [6]	0:13.40 [7]
	(6)	Kenji Yoshida	14.6L (-1)	0:38.41	1400-1200 (0:11.52)	(0:08.33)	(0:11.52)	(0:11.95)	(0:12.20)	(0:12.48)	(0:12.04)	(0:12.97)	(0:13.40)
9	14	Pauli	1:35.41	0:26.87	62.7 (1400-1200)	1:35.41	1:26.44 [8]	1:14.57 [9]	1:02.60 [9]	0:50.49 [9]	0:38.08 [9]	0:25.88 [9]	0:13.15 [9]
	(2)	Violet Soulsby	17.7L (+2)	0:38.08	1400-1200 (0:11.86)	(0:08.98)	(0:11.86)	(0:11.97)	(0:12.11)	(0:12.40)	(0:12.20)	(0:12.73)	(0:13.15)

Scratched: What Did You Say (#1), Gold Dazzler (#3), Babalola (#4), Trusty Bandit (#7), Lift'n'mehigher (#8)

Report Created: Fri 22 May 2026

(Note: Races are conducted over an approximate distance as close as possible to the advertised distance, and recorded data may vary accordingly. Official times refer to race times only and do not include handicap times.)

[] Position in running at each section and finish TAB# Saddle cloth number

Fastest split

-:-:- No data available at this section

BAR# Barrier/Gate Position

Fastest section

NA No data available

DNF Did not finish

DNT Did not track

DT-W Distance travelled compared to winner in metres

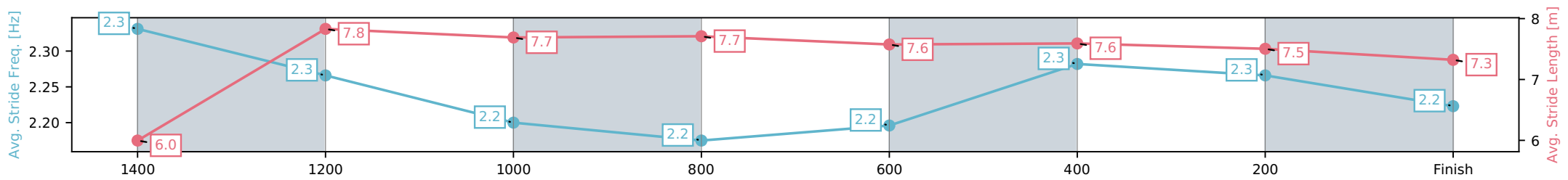
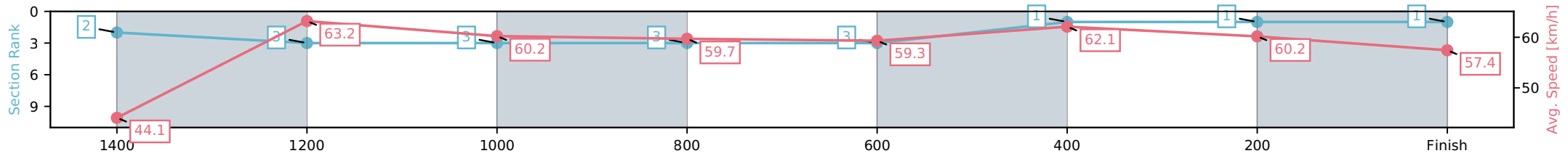
Horse/Jockey Name	Coney Island Baby/Bailey Wheeler
Finish Rank	1
Fastest Section Time (Section)	0:11.37 (1400-1200)
Top Speed [km/h] (Section)	65.3 (1400-1200)
Race State	Finished



Kilcoy QLD --Professional-2026-05-22
 Race 4: KILCOY EXCHANGE HOTEL RATINGS BAND 0 - 55
 Handicap - 1500m
 22 May 2026 - 2:44PM
 Track Rating: Soft 6, Weather: Fine, Rail Position: True Entire Circuit



Section	L1500	L1400	L1200	L1000	L800	L600	L400	L200
Section Times	1:32.39 (0:08.26)	1:24.13 [2] (0:11.37)	1:12.76 [3] (0:11.92)	1:00.84 [3] (0:12.11)	0:48.73 [3] (0:12.30)	0:36.43 [3] (0:11.64)	0:24.79 [1] (0:12.19)	0:12.60 [1] (0:12.60)
Average Speed [km/h]	44.1	63.2	60.2	59.7	59.3	62.1	60.2	57.4
Top Speed [km/h]	60.6	65.3	61.5	61.1	60.3	63.2	62.0	59.6
Avg. Dist. to Rail [m]	5.9	1.7	0.5	0.8	2.0	3.4	2.4	3.2
Avg. Stride Freq. [Hz]	2.3	2.3	2.2	2.2	2.2	2.3	2.3	2.2
Avg. Stride Length [m]	6.0	7.8	7.7	7.7	7.6	7.6	7.5	7.3



[] Ranking at each section and finish
 -:-:- No data available at this section
 NA No data available

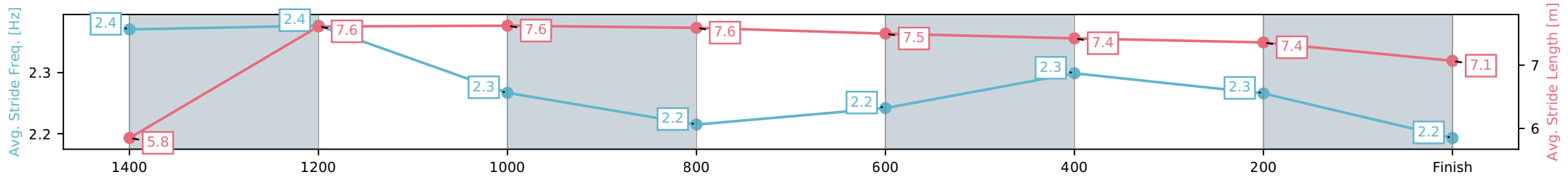
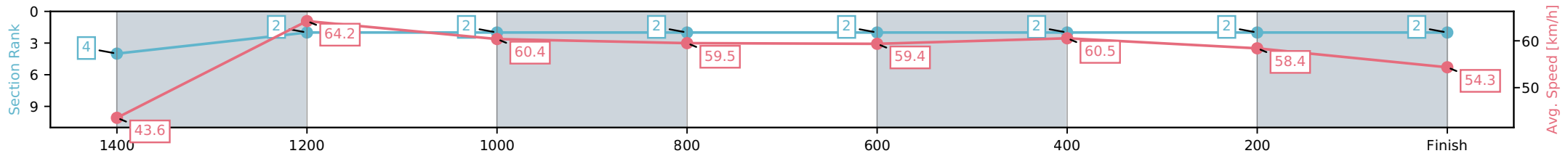
Horse/Jockey Name	Doitlikemaxwell/Les Tilley
Finish Rank	2
Fastest Section Time (Section)	0:11.23 (1400-1200)
Top Speed [km/h] (Section)	65.0 (1400-1200)
Race State	Finished



Kilcoy QLD --Professional-2026-05-22
 Race 4: KILCOY EXCHANGE HOTEL RATINGS BAND 0 - 55
 Handicap - 1500m
 22 May 2026 - 2:44PM
 Track Rating: Soft 6, Weather: Fine, Rail Position: True Entire Circuit



Section	L1500	L1400	L1200	L1000	L800	L600	L400	L200
Section Times	1:33.36 (0:08.35)	1:25.01 [4] (0:11.23)	1:13.78 [2] (0:11.79)	1:01.99 [2] (0:12.07)	0:49.92 [2] (0:12.29)	0:37.63 [2] (0:11.96)	0:25.67 [2] (0:12.56)	0:13.12 [2] (0:13.12)
Average Speed [km/h]	43.6	64.2	60.4	59.5	59.4	60.5	58.4	54.3
Top Speed [km/h]	62.3	65.0	62.4	60.3	60.1	60.9	60.9	56.7
Avg. Dist. to Rail [m]	9.2	3.0	1.8	0.7	1.9	4.2	2.2	0.2
Avg. Stride Freq. [Hz]	2.4	2.4	2.3	2.2	2.2	2.3	2.3	2.2
Avg. Stride Length [m]	5.8	7.6	7.6	7.6	7.5	7.4	7.4	7.1



[] Ranking at each section and finish
 -:-:- No data available at this section
 NA No data available

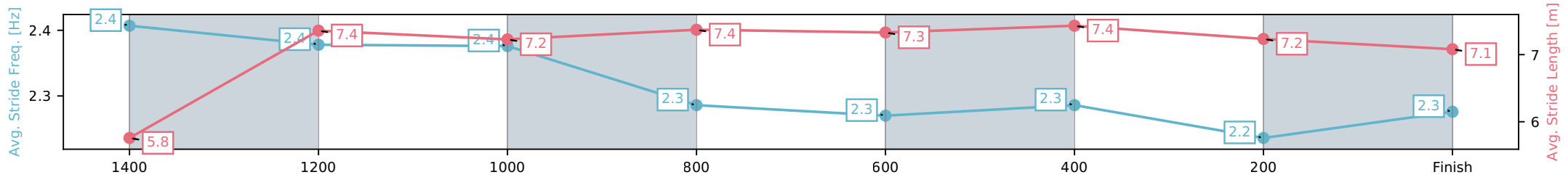
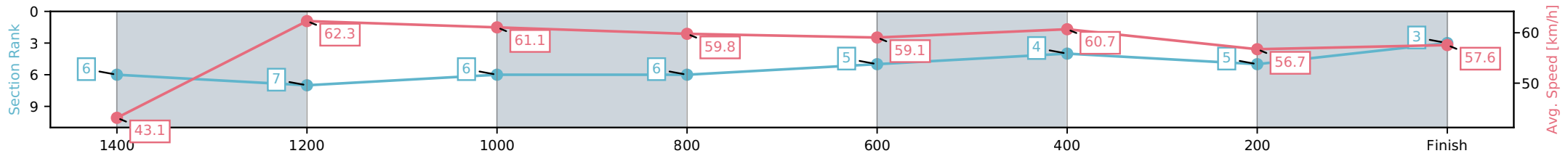
Horse/Jockey Name	Rokabye Warrior/Jason Taylor
Finish Rank	3
Fastest Section Time (Section)	0:11.63 (1400-1200)
Top Speed [km/h] (Section)	63.8 (1400-1200)
Race State	Finished



Kilcoy QLD --Professional-2026-05-22
 Race 4: KILCOY EXCHANGE HOTEL RATINGS BAND 0 - 55
 Handicap - 1500m
 22 May 2026 - 2:44PM
 Track Rating: Soft 6, Weather: Fine, Rail Position: True Entire Circuit



Section	L1500	L1400	L1200	L1000	L800	L600	L400	L200
Section Times	1:33.79 (0:08.49)	1:25.30 [6] (0:11.63)	1:13.67 [7] (0:11.87)	1:01.80 [6] (0:12.11)	0:49.69 [6] (0:12.28)	0:37.41 [5] (0:11.87)	0:25.54 [4] (0:12.96)	0:12.57 [5] (0:12.57)
Average Speed [km/h]	43.1	62.3	61.1	59.8	59.1	60.7	56.7	57.6
Top Speed [km/h]	60.2	63.8	62.0	60.2	60.5	61.8	60.6	58.4
Avg. Dist. to Rail [m]	6.1	2.9	1.1	1.7	1.1	1.8	2.6	4.9
Avg. Stride Freq. [Hz]	2.4	2.4	2.4	2.3	2.3	2.3	2.2	2.3
Avg. Stride Length [m]	5.8	7.4	7.2	7.4	7.3	7.4	7.2	7.1



[] Ranking at each section and finish
 -:-:- No data available at this section
 NA No data available

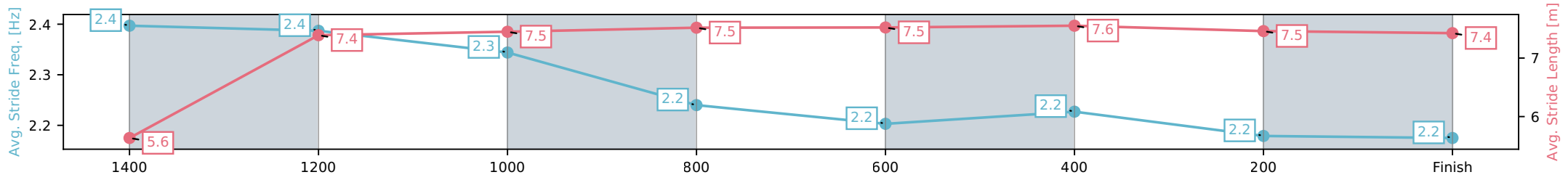
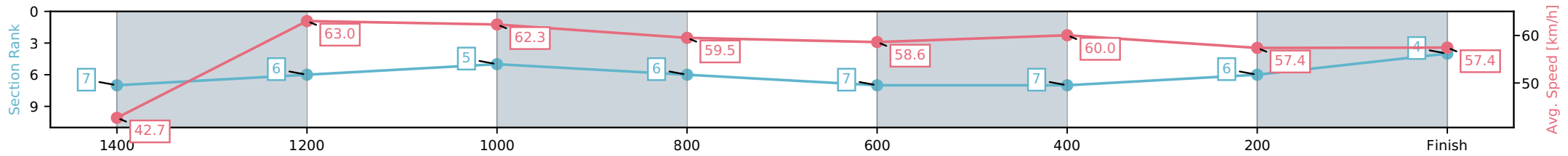
Horse/Jockey Name	Spirit Of Saintly/Aidan Keeley
Finish Rank	4
Fastest Section Time (Section)	0:11.55 (1400-1200)
Top Speed [km/h] (Section)	64.1 (1400-1200)
Race State	Finished



Kilcoy QLD --Professional-2026-05-22
 Race 4: KILCOY EXCHANGE HOTEL RATINGS BAND 0 - 55
 Handicap - 1500m
 22 May 2026 - 2:44PM
 Track Rating: Soft 6, Weather: Fine, Rail Position: True Entire Circuit



Section	L1500	L1400	L1200	L1000	L800	L600	L400	L200
Section Times	1:33.82 (0:08.53)	1:25.29 [7] (0:11.55)	1:13.74 [6] (0:11.77)	1:01.97 [5] (0:12.25)	0:49.72 [6] (0:12.44)	0:37.28 [7] (0:11.98)	0:25.30 [7] (0:12.72)	0:12.58 [6] (0:12.58)
Average Speed [km/h]	42.7	63.0	62.3	59.5	58.6	60.0	57.4	57.4
Top Speed [km/h]	62.3	64.1	63.1	61.3	59.1	61.0	60.1	59.1
Avg. Dist. to Rail [m]	8.7	4.1	3.1	3.9	1.8	0.8	1.4	6.0
Avg. Stride Freq. [Hz]	2.4	2.4	2.3	2.2	2.2	2.2	2.2	2.2
Avg. Stride Length [m]	5.6	7.4	7.5	7.5	7.5	7.6	7.5	7.4



[] Ranking at each section and finish
 -:-:- No data available at this section
 NA No data available

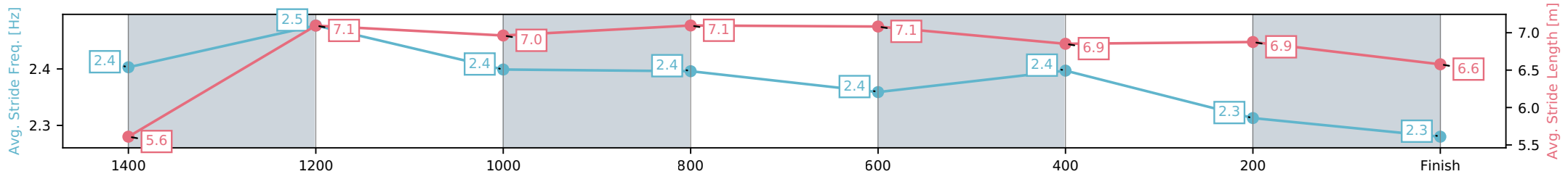
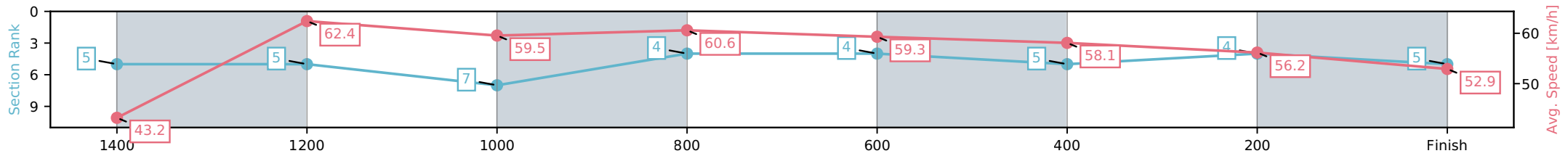
Horse/Jockey Name	The Messiah/Jaden Lloyd
Finish Rank	5
Fastest Section Time (Section)	0:11.52 (1400-1200)
Top Speed [km/h] (Section)	64.6 (1400-1200)
Race State	Finished



Kilcoy QLD --Professional-2026-05-22
 Race 4: KILCOY EXCHANGE HOTEL RATINGS BAND 0 - 55
 Handicap - 1500m
 22 May 2026 - 2:44PM
 Track Rating: Soft 6, Weather: Fine, Rail Position: True Entire Circuit



Section	L1500	L1400	L1200	L1000	L800	L600	L400	L200
Section Times	1:34.63 (0:08.47)	1:26.16 [5] (0:11.52)	1:14.64 [5] (0:12.06)	1:02.58 [7] (0:11.88)	0:50.71 [4] (0:12.05)	0:38.66 [4] (0:12.37)	0:26.29 [5] (0:12.81)	0:13.48 [4] (0:13.48)
Average Speed [km/h]	43.2	62.4	59.5	60.6	59.3	58.1	56.2	52.9
Top Speed [km/h]	60.6	64.6	61.9	61.6	60.5	60.2	57.8	54.9
Avg. Dist. to Rail [m]	3.7	0.8	0.3	0.2	1.1	0.6	0.8	2.7
Avg. Stride Freq. [Hz]	2.4	2.5	2.4	2.4	2.4	2.4	2.3	2.3
Avg. Stride Length [m]	5.6	7.1	7.0	7.1	7.1	6.9	6.9	6.6



[] Ranking at each section and finish
 -:-:- No data available at this section
 NA No data available

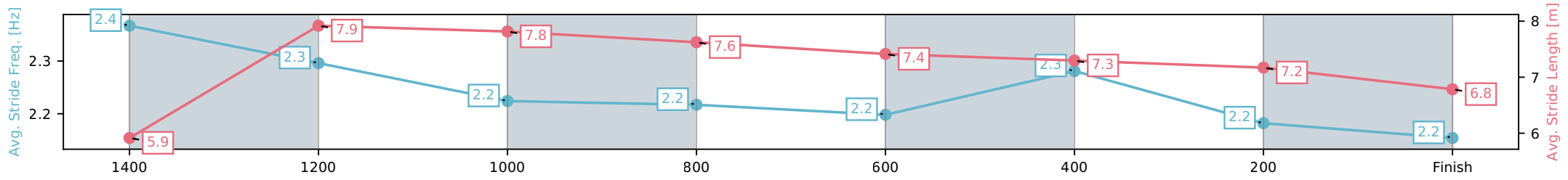
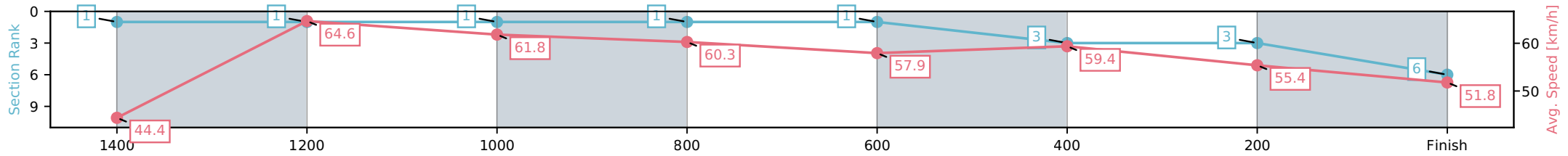
Horse/Jockey Name	Mekanik/Steph Tierney
Finish Rank	6
Fastest Section Time (Section)	0:11.26 (1400-1200)
Top Speed [km/h] (Section)	66.2 (1400-1200)
Race State	Finished



Kilcoy QLD --Professional-2026-05-22
 Race 4: KILCOY EXCHANGE HOTEL RATINGS BAND 0 - 55
 Handicap - 1500m
 22 May 2026 - 2:44PM
 Track Rating: Soft 6, Weather: Fine, Rail Position: True Entire Circuit



Section	L1500	L1400	L1200	L1000	L800	L600	L400	L200
Section Times	1:34.77 (0:08.21)	1:26.56 [1] (0:11.26)	1:15.29 [1] (0:11.69)	1:03.60 [1] (0:11.98)	0:51.63 [1] (0:12.46)	0:39.17 [1] (0:12.15)	0:27.01 [3] (0:13.10)	0:13.91 [3] (0:13.91)
Average Speed [km/h]	44.4	64.6	61.8	60.3	57.9	59.4	55.4	51.8
Top Speed [km/h]	63.1	66.2	62.8	61.3	59.0	59.9	58.7	53.7
Avg. Dist. to Rail [m]	11.7	5.5	1.0	0.2	0.7	1.8	0.9	0.6
Avg. Stride Freq. [Hz]	2.4	2.3	2.2	2.2	2.2	2.3	2.2	2.2
Avg. Stride Length [m]	5.9	7.9	7.8	7.6	7.4	7.3	7.2	6.8



[] Ranking at each section and finish
 -:-:- No data available at this section
 NA No data available

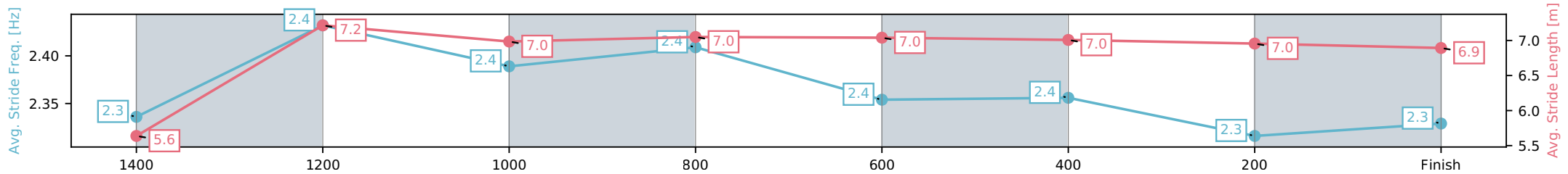
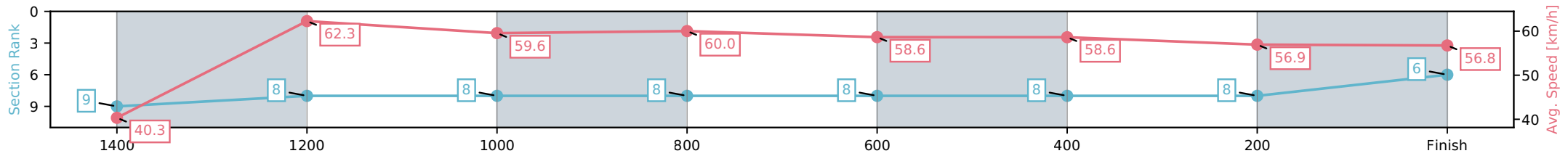
Horse/Jockey Name	Heart Of Platinum/Kayla Barker
Finish Rank	7
Fastest Section Time (Section)	0:11.53 (1400-1200)
Top Speed [km/h] (Section)	64.1 (1400-1200)
Race State	Finished



Kilcoy QLD --Professional-2026-05-22
 Race 4: KILCOY EXCHANGE HOTEL RATINGS BAND 0 - 55
 Handicap - 1500m
 22 May 2026 - 2:44PM
 Track Rating: Soft 6, Weather: Fine, Rail Position: True Entire Circuit



Section	L1500	L1400	L1200	L1000	L800	L600	L400	L200
Section Times	1:34.77 (0:09.05)	1:25.72 [9] (0:11.53)	1:14.19 [8] (0:12.08)	1:02.11 [8] (0:11.98)	0:50.14 [8] (0:12.34)	0:37.79 [8] (0:12.30)	0:25.49 [8] (0:12.71)	0:12.78 [8] (0:12.78)
Average Speed [km/h]	40.3	62.3	59.6	60.0	58.6	58.6	56.9	56.8
Top Speed [km/h]	60.5	64.1	61.3	61.2	59.3	59.6	58.7	57.5
Avg. Dist. to Rail [m]	3.9	0.7	0.5	0.1	0.7	2.1	0.8	1.7
Avg. Stride Freq. [Hz]	2.3	2.4	2.4	2.4	2.4	2.4	2.3	2.3
Avg. Stride Length [m]	5.6	7.2	7.0	7.0	7.0	7.0	7.0	6.9



[] Ranking at each section and finish
 -:-:- No data available at this section
 NA No data available

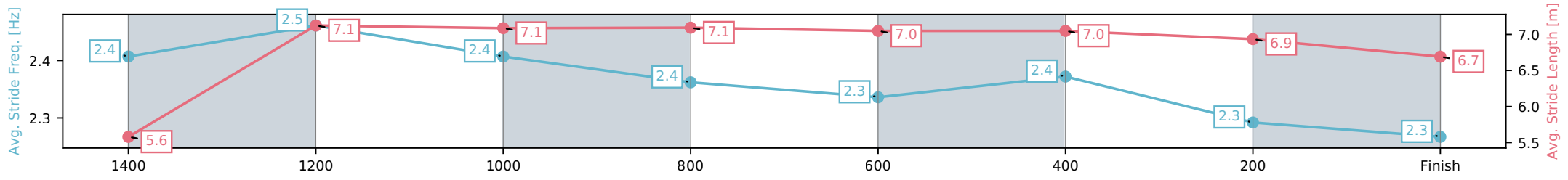
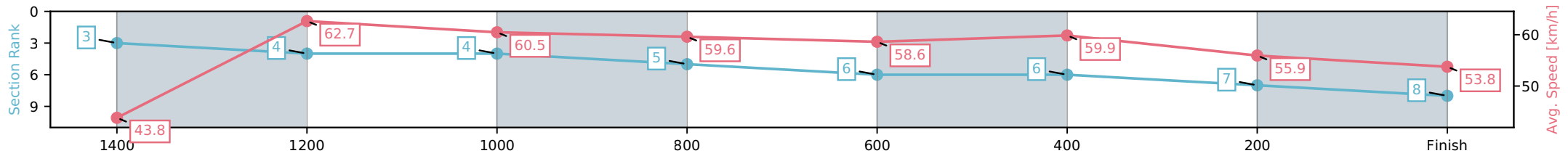
Horse/Jockey Name	Great Angles/Kenji Yoshida
Finish Rank	8
Fastest Section Time (Section)	0:11.52 (1400-1200)
Top Speed [km/h] (Section)	64.3 (1400-1200)
Race State	Finished



Kilcoy QLD --Professional-2026-05-22
 Race 4: KILCOY EXCHANGE HOTEL RATINGS BAND 0 - 55
 Handicap - 1500m
 22 May 2026 - 2:44PM
 Track Rating: Soft 6, Weather: Fine, Rail Position: True Entire Circuit



Section	L1500	L1400	L1200	L1000	L800	L600	L400	L200
Section Times	1:34.88 (0:08.33)	1:26.55 [3] (0:11.52)	1:15.03 [4] (0:11.95)	1:03.08 [4] (0:12.20)	0:50.88 [5] (0:12.48)	0:38.41 [6] (0:12.04)	0:26.37 [6] (0:12.97)	0:13.40 [7] (0:13.40)
Average Speed [km/h]	43.8	62.7	60.5	59.6	58.6	59.9	55.9	53.8
Top Speed [km/h]	60.7	64.3	61.4	61.2	59.6	61.1	59.7	54.6
Avg. Dist. to Rail [m]	7.4	2.4	1.0	3.0	2.2	1.4	1.0	5.5
Avg. Stride Freq. [Hz]	2.4	2.5	2.4	2.4	2.3	2.4	2.3	2.3
Avg. Stride Length [m]	5.6	7.1	7.1	7.1	7.0	7.0	6.9	6.7



[] Ranking at each section and finish
 -:-:- No data available at this section
 NA No data available

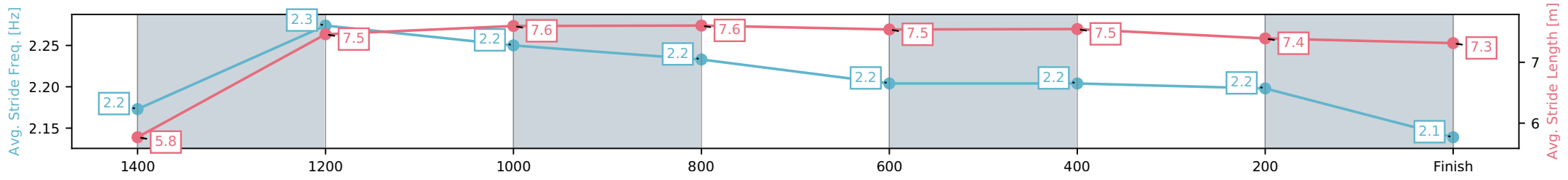
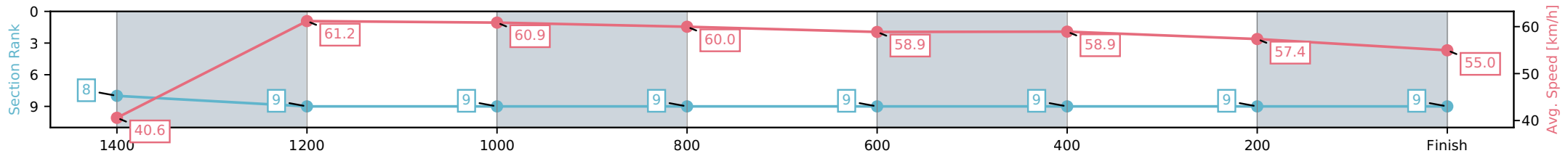
Horse/Jockey Name	Pauli/Violet Soulsby
Finish Rank	9
Fastest Section Time (Section)	0:11.86 (1400-1200)
Top Speed [km/h] (Section)	62.7 (1400-1200)
Race State	Finished



Kilcoy QLD --Professional-2026-05-22
 Race 4: KILCOY EXCHANGE HOTEL RATINGS BAND 0 - 55
 Handicap - 1500m
 22 May 2026 - 2:44PM
 Track Rating: Soft 6, Weather: Fine, Rail Position: True Entire Circuit



Section	L1500	L1400	L1200	L1000	L800	L600	L400	L200
Section Times	1:35.41 (0:08.98)	1:26.44 [8] (0:11.86)	1:14.57 [9] (0:11.97)	1:02.60 [9] (0:12.11)	0:50.49 [9] (0:12.40)	0:38.08 [9] (0:12.20)	0:25.88 [9] (0:12.73)	0:13.15 [9] (0:13.15)
Average Speed [km/h]	40.6	61.2	60.9	60.0	58.9	58.9	57.4	55.0
Top Speed [km/h]	57.4	62.7	61.5	61.6	59.5	59.5	58.5	57.7
Avg. Dist. to Rail [m]	5.2	2.6	2.2	2.8	1.8	1.6	1.4	3.0
Avg. Stride Freq. [Hz]	2.2	2.3	2.2	2.2	2.2	2.2	2.2	2.1
Avg. Stride Length [m]	5.8	7.5	7.6	7.6	7.5	7.5	7.4	7.3



[] Ranking at each section and finish
 -:-:- No data available at this section
 NA No data available



Kilcoy QLD

Race 5: LADBROKES POPULAR SRM BENCHMARK 60 Handicap - 1200m

22 May 2026 - 3:19PM

Track Rating: Soft 6, Weather: Fine, Rail Position: True Entire Circuit



Field Times (Race Tempo) 1:12.88 0:59.12 0:46.94 0:35.21 0:24.19 0:12.38
 (0:13.77) (0:12.17) (0:11.73) (0:11.02) (0:11.81) (0:12.38)

Rank	TAB#	Horse	Overall Time	First 400m	Top Speed km/h (Section)	L1200	L1000	L800	L600	L400	L200		
	(BAR#)	Jockey	Margin (DT-W)	Last 600m	Fastest Section (Time)	Start - 1000	1000 - 800	800 - 600	600 - 400	400 - 200	200 - Finish		
1	16	Faithinher	1:12.88	0:26.71	66.2 (600-400)	1:12.88	0:58.26 [8]	0:46.17 [8]	0:34.50 [8]	0:23.48 [8]	0:11.69 [6]		
	(7)	Damien Boche		0:34.50	600-400 (0:11.02)	(0:14.62)	(0:12.09)	(0:11.67)	(0:11.02)	(0:11.79)	(0:11.69)		
2	8	Little Vista	1:12.88	0:25.96	65.4 (600-400)	1:12.88	0:59.01 [2]	0:46.92 [2]	0:35.04 [4]	0:23.94 [3]	0:12.26 [2]		
	(6)	Olivia Kendal	0.0L (-6)	0:35.03	600-400 (0:11.09)	(0:13.87)	(0:12.09)	(0:11.88)	(0:11.09)	(0:11.68)	(0:12.26)		
3	6	Araminta	1:13.13	0:26.65	66.3 (600-400)	1:13.13	0:58.58 [7]	0:46.48 [7]	0:34.78 [7]	0:23.76 [7]	0:12.01 [4]		
	(3)	Gary Geran	1.4L (-5)	0:34.78	600-400 (0:11.02)	(0:14.55)	(0:12.10)	(0:11.70)	(0:11.02)	(0:11.75)	(0:12.01)		
4	7	Gagnante Enchere	1:13.19	0:26.20	65.5 (600-400)	1:13.19	0:59.14 [3]	0:46.99 [3]	0:35.39 [2]	0:24.28 [2]	0:12.34 [3]		
	(4)	Corey Sutherland	1.8L (+0)	0:35.39	600-400 (0:11.11)	(0:14.05)	(0:12.15)	(0:11.60)	(0:11.11)	(0:11.94)	(0:12.34)		
5	11	Point Be	1:13.25	0:25.93	66.3 (600-400)	1:13.25	0:59.48 [1]	0:47.31 [1]	0:35.58 [1]	0:24.56 [1]	0:12.74 [1]		
	(8)	Steph Tierney	2.2L (+3)	0:35.57	600-400 (0:11.02)	(0:13.76)	(0:12.17)	(0:11.73)	(0:11.02)	(0:11.81)	(0:12.74)		
6	14	Paciera	1:13.55	0:26.21	65.4 (600-400)	1:13.55	0:59.33 [5]	0:47.34 [4]	0:35.72 [3]	0:24.55 [4]	0:12.37 [5]		
	(2)	Archie McColm	3.9L (-1)	0:35.72	600-400 (0:11.17)	(0:14.22)	(0:11.99)	(0:11.62)	(0:11.17)	(0:12.18)	(0:12.37)		
7	17	Itza Motza	1:13.75	0:26.43	66.4 (600-400)	1:13.75	0:59.34 [6]	0:47.31 [6]	0:35.53 [6]	0:24.44 [6]	0:12.26 [8]		
	(5)	Karl Zechner	5.1L (+4)	0:35.53	600-400 (0:11.09)	(0:14.41)	(0:12.02)	(0:11.78)	(0:11.09)	(0:12.18)	(0:12.26)		
8	3	Rustic Tzar	1:13.93	0:26.23	65.1 (600-400)	1:13.93	0:59.74 [4]	0:47.70 [5]	0:35.84 [5]	0:24.68 [5]	0:12.60 [7]		
	(1)	Les Tilley	6.1L (-2)	0:35.83	600-400 (0:11.16)	(0:14.19)	(0:12.04)	(0:11.86)	(0:11.16)	(0:12.07)	(0:12.60)		

Scratched: Mr Wandji (#1), Vorkuta (#2), Silent Fox (#4), Sutherland (#5), Toroness (#9), Zoodoo (#10), Sure Start (#12), Jacks And Soda (#13), Bold As Brass (#15), Grandeur Rose (#18)

Report Created: Fri 22 May 2026

(Note: Races are conducted over an approximate distance as close as possible to the advertised distance, and recorded data may vary accordingly. Official times refer to race times only and do not include handicap times.)

[] Position in running at each section and finish TAB# Saddle cloth number
 -:-:- No data available at this section BAR# Barrier/Gate Position
 NA No data available DNF Did not finish
 DNT Did not track DT-W Distance travelled compared to winner in metres

Fastest split
 Fastest section

data processed by TRIPLESDATA

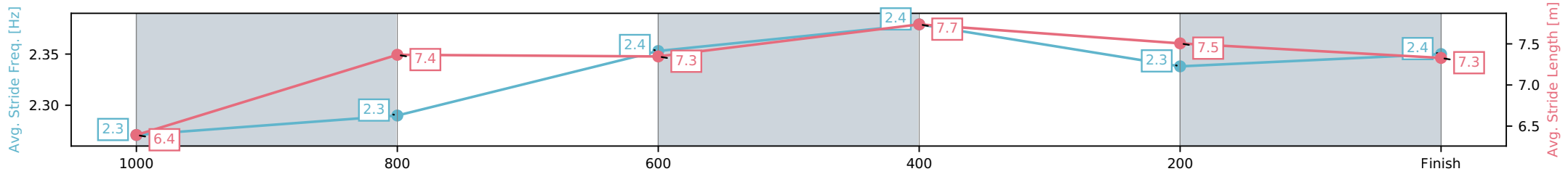
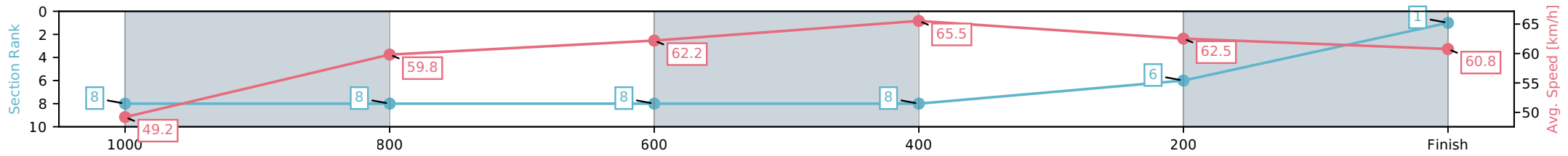
Horse/Jockey Name	Faithinher/Damien Boche
Finish Rank	1
Fastest Section Time (Section)	0:11.02 (600-400)
Top Speed [km/h] (Section)	66.2 (600-400)
Race State	Finished



Kilcoy QLD --Professional-2026-05-22
 Race 5: LADBROKES POPULAR SRM BENCHMARK 60
 Handicap - 1200m
 22 May 2026 - 3:19PM
 Track Rating: Soft 6, Weather: Fine, Rail Position: True Entire Circuit



Section	L1200	L1000	L800	L600	L400	L200
Section Times	1:12.88 (0:14.62)	0:58.26 [8] (0:12.09)	0:46.17 [8] (0:11.67)	0:34.50 [8] (0:11.02)	0:23.48 [8] (0:11.79)	0:11.69 [6] (0:11.69)
Average Speed [km/h]	49.2	59.8	62.2	65.5	62.5	60.8
Top Speed [km/h]	64.1	64.2	64.6	66.2	64.0	62.9
Avg. Dist. to Rail [m]	4.8	1.5	1.2	2.1	3.0	6.9
Avg. Stride Freq. [Hz]	2.3	2.3	2.4	2.4	2.3	2.4
Avg. Stride Length [m]	6.4	7.4	7.3	7.7	7.5	7.3



[] Ranking at each section and finish
 -:-:- No data available at this section
 NA No data available

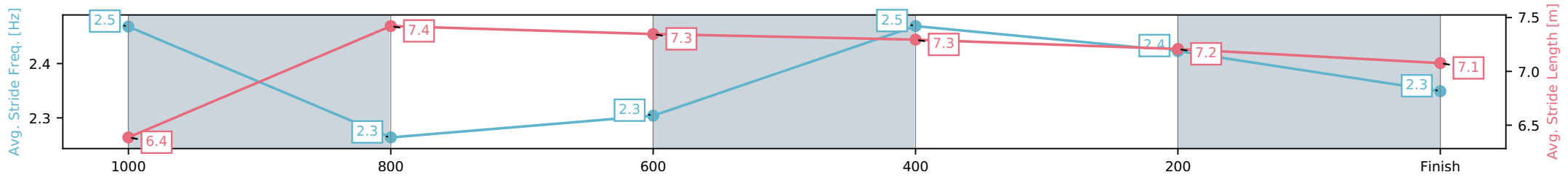
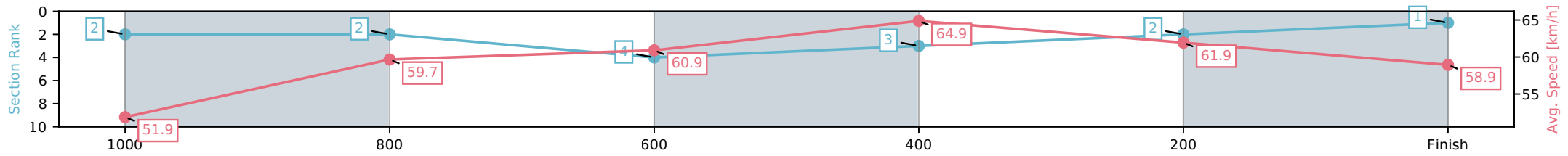
Horse/Jockey Name	Little Vista/Olivia Kendal
Finish Rank	2
Fastest Section Time (Section)	0:11.09 (600-400)
Top Speed [km/h] (Section)	65.4 (600-400)
Race State	Finished



Kilcoy QLD --Professional-2026-05-22
 Race 5: LADBROKES POPULAR SRM BENCHMARK 60
 Handicap - 1200m
 22 May 2026 - 3:19PM
 Track Rating: Soft 6, Weather: Fine, Rail Position: True Entire Circuit



Section	L1200	L1000	L800	L600	L400	L200
Section Times	1:12.88 (0:13.87)	0:59.01 [2] (0:12.09)	0:46.92 [2] (0:11.88)	0:35.04 [4] (0:11.09)	0:23.94 [3] (0:11.68)	0:12.26 [2] (0:12.26)
Average Speed [km/h]	51.9	59.7	60.9	64.9	61.9	58.9
Top Speed [km/h]	62.8	61.4	63.9	65.4	64.4	60.7
Avg. Dist. to Rail [m]	3.9	1.0	0.7	0.6	0.7	2.4
Avg. Stride Freq. [Hz]	2.5	2.3	2.3	2.5	2.4	2.3
Avg. Stride Length [m]	6.4	7.4	7.3	7.3	7.2	7.1



[] Ranking at each section and finish
 -:-:- No data available at this section
 NA No data available

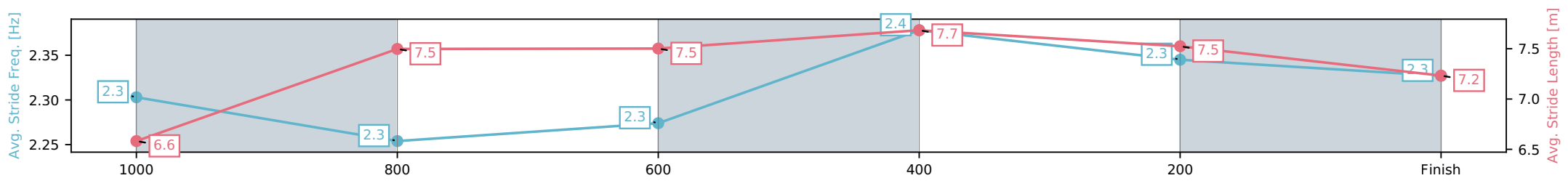
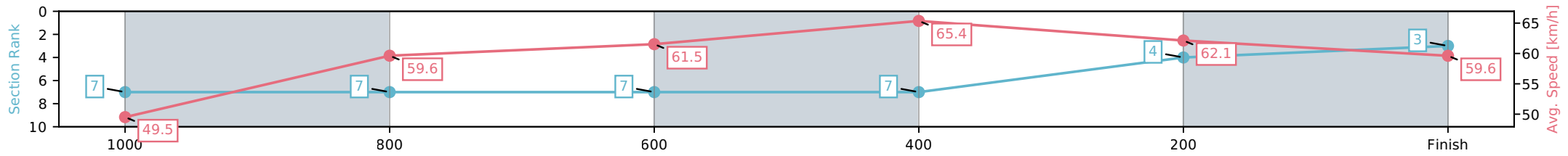
Horse/Jockey Name	Araminta/Gary Geran
Finish Rank	3
Fastest Section Time (Section)	0:11.02 (600-400)
Top Speed [km/h] (Section)	66.3 (600-400)
Race State	Finished



Kilcoy QLD --Professional-2026-05-22
 Race 5: LADBROKES POPULAR SRM BENCHMARK 60
 Handicap - 1200m
 22 May 2026 - 3:19PM
 Track Rating: Soft 6, Weather: Fine, Rail Position: True Entire Circuit



Section	L1200	L1000	L800	L600	L400	L200
Section Times	1:13.13 (0:14.55)	0:58.58 [7] (0:12.10)	0:46.48 [7] (0:11.70)	0:34.78 [7] (0:11.02)	0:23.76 [7] (0:11.75)	0:12.01 [4] (0:12.01)
Average Speed [km/h]	49.5	59.6	61.5	65.4	62.1	59.6
Top Speed [km/h]	63.5	63.1	64.7	66.3	65.1	60.7
Avg. Dist. to Rail [m]	2.0	0.7	0.3	0.9	1.6	7.3
Avg. Stride Freq. [Hz]	2.3	2.3	2.3	2.4	2.3	2.3
Avg. Stride Length [m]	6.6	7.5	7.5	7.7	7.5	7.2



[] Ranking at each section and finish
 -:-:- No data available at this section
 NA No data available

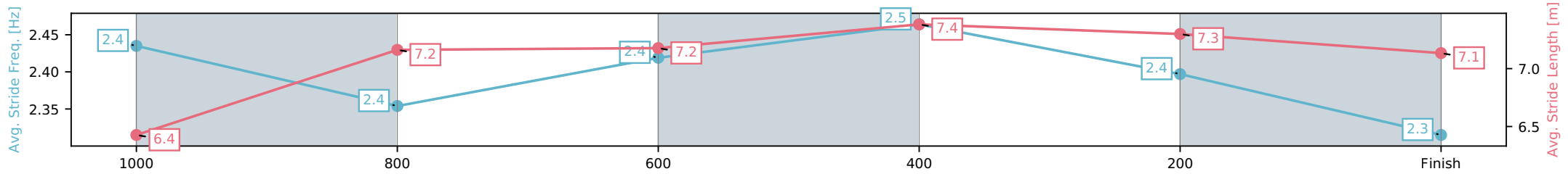
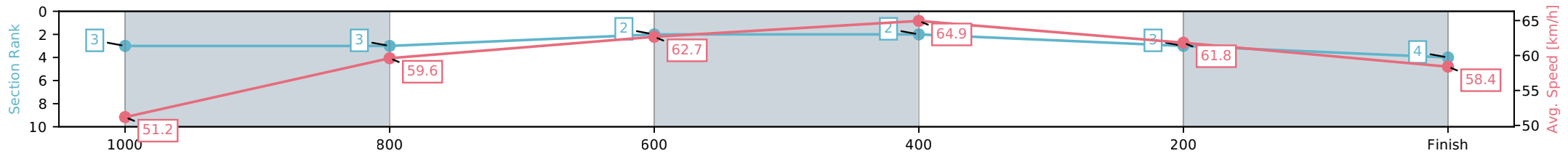
Horse/Jockey Name	Gagnante Enchere/Corey Sutherland
Finish Rank	4
Fastest Section Time (Section)	0:11.11 (600-400)
Top Speed [km/h] (Section)	65.5 (600-400)
Race State	Finished



Kilcoy QLD --Professional-2026-05-22
 Race 5: LADBROKES POPULAR SRM BENCHMARK 60
 Handicap - 1200m
 22 May 2026 - 3:19PM
 Track Rating: Soft 6, Weather: Fine, Rail Position: True Entire Circuit



Section	L1200	L1000	L800	L600	L400	L200
Section Times	1:13.19 (0:14.05)	0:59.14 [3] (0:12.15)	0:46.99 [3] (0:11.60)	0:35.39 [2] (0:11.11)	0:24.28 [2] (0:11.94)	0:12.34 [3] (0:12.34)
Average Speed [km/h]	51.2	59.6	62.7	64.9	61.8	58.4
Top Speed [km/h]	62.3	61.4	64.2	65.5	64.8	60.1
Avg. Dist. to Rail [m]	2.6	2.0	1.5	2.2	3.2	7.1
Avg. Stride Freq. [Hz]	2.4	2.4	2.4	2.5	2.4	2.3
Avg. Stride Length [m]	6.4	7.2	7.2	7.4	7.3	7.1



[] Ranking at each section and finish
 -.-.- No data available at this section
 NA No data available

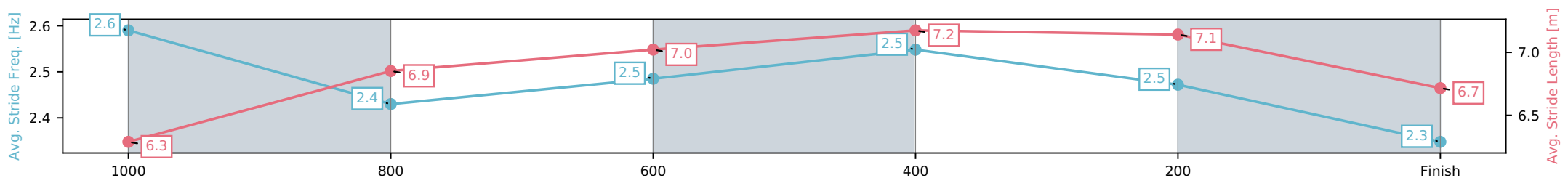
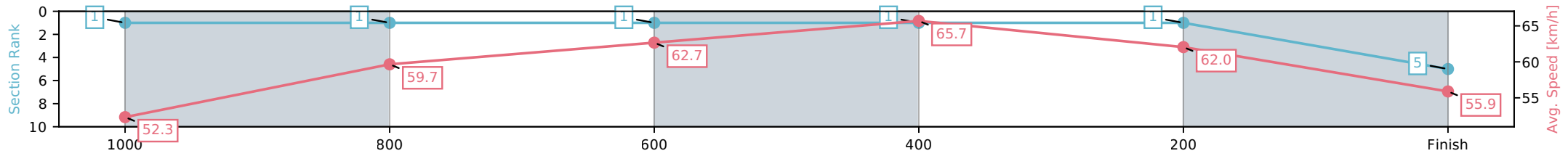
Horse/Jockey Name	Point Be/Steph Tierney
Finish Rank	5
Fastest Section Time (Section)	0:11.02 (600-400)
Top Speed [km/h] (Section)	66.3 (600-400)
Race State	Finished



Kilcoy QLD --Professional-2026-05-22
 Race 5: LADBROKES POPULAR SRM BENCHMARK 60
 Handicap - 1200m
 22 May 2026 - 3:19PM
 Track Rating: Soft 6, Weather: Fine, Rail Position: True Entire Circuit



Section	L1200	L1000	L800	L600	L400	L200
Section Times	1:13.25 (0:13.76)	0:59.48 [1] (0:12.17)	0:47.31 [1] (0:11.73)	0:35.58 [1] (0:11.02)	0:24.56 [1] (0:11.81)	0:12.74 [1] (0:12.74)
Average Speed [km/h]	52.3	59.7	62.7	65.7	62.0	55.9
Top Speed [km/h]	63.4	61.4	65.2	66.3	65.9	58.6
Avg. Dist. to Rail [m]	5.6	2.7	3.4	3.4	2.2	4.0
Avg. Stride Freq. [Hz]	2.6	2.4	2.5	2.5	2.5	2.3
Avg. Stride Length [m]	6.3	6.9	7.0	7.2	7.1	6.7



[] Ranking at each section and finish
 -.-.- No data available at this section
 NA No data available

Horse/Jockey Name	Paciera/Archie McColm
Finish Rank	6
Fastest Section Time (Section)	0:11.17 (600-400)
Top Speed [km/h] (Section)	65.4 (600-400)
Race State	Finished



Kilcoy QLD --Professional-2026-05-22

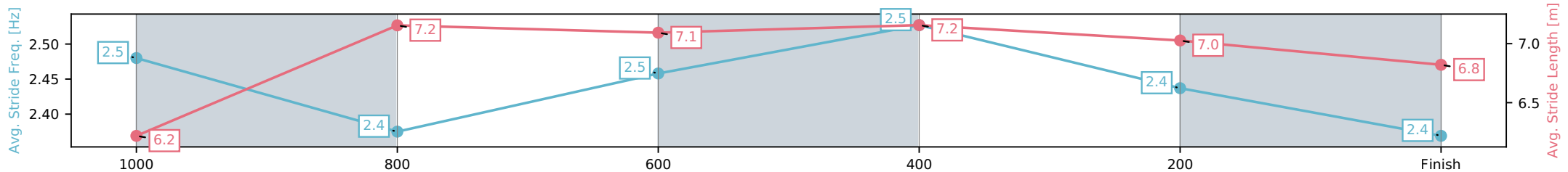
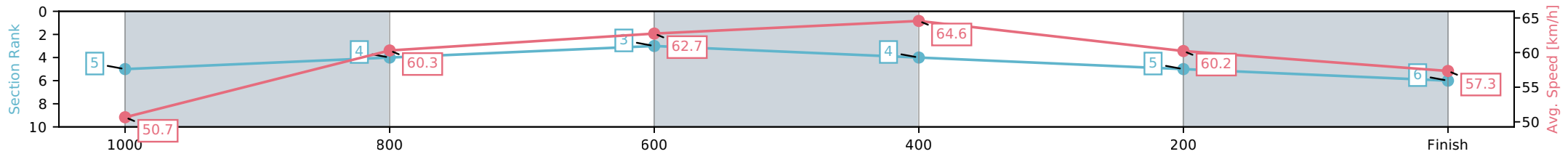
Race 5: LADBROKES POPULAR SRM BENCHMARK 60
Handicap - 1200m

22 May 2026 - 3:19PM



Track Rating: Soft 6, Weather: Fine, Rail Position: True Entire Circuit

Section	L1200	L1000	L800	L600	L400	L200
Section Times	1:13.55 (0:14.22)	0:59.33 [5] (0:11.99)	0:47.34 [4] (0:11.62)	0:35.72 [3] (0:11.17)	0:24.55 [4] (0:12.18)	0:12.37 [5] (0:12.37)
Average Speed [km/h]	50.7	60.3	62.7	64.6	60.2	57.3
Top Speed [km/h]	63.6	61.9	63.8	65.4	64.1	58.1
Avg. Dist. to Rail [m]	2.1	1.8	1.9	1.5	2.1	3.6
Avg. Stride Freq. [Hz]	2.5	2.4	2.5	2.5	2.4	2.4
Avg. Stride Length [m]	6.2	7.2	7.1	7.2	7.0	6.8



[] Ranking at each section and finish
 -:-:- No data available at this section
 NA No data available

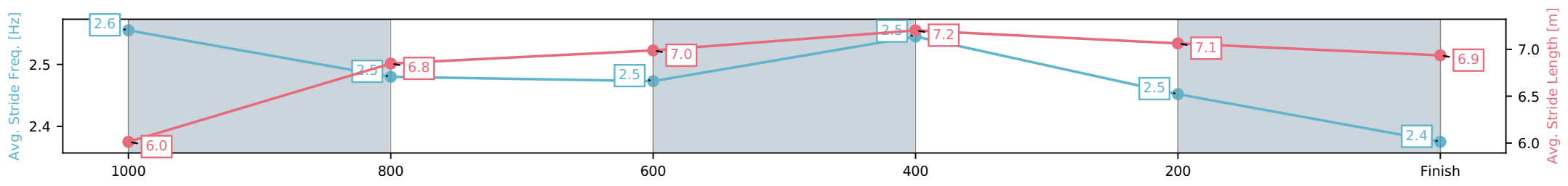
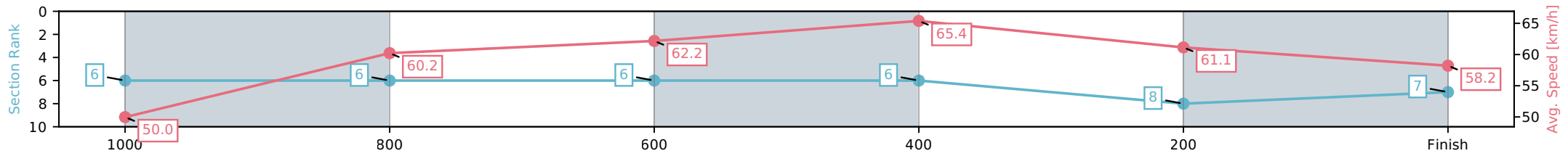
Horse/Jockey Name	Itza Motza/Karl Zechner
Finish Rank	7
Fastest Section Time (Section)	0:11.09 (600-400)
Top Speed [km/h] (Section)	66.4 (600-400)
Race State	Finished



Kilcoy QLD --Professional-2026-05-22
 Race 5: LADBROKES POPULAR SRM BENCHMARK 60
 Handicap - 1200m
 22 May 2026 - 3:19PM
 Track Rating: Soft 6, Weather: Fine, Rail Position: True Entire Circuit



Section	L1200	L1000	L800	L600	L400	L200
Section Times	1:13.75 (0:14.41)	0:59.34 [6] (0:12.02)	0:47.31 [6] (0:11.78)	0:35.53 [6] (0:11.09)	0:24.44 [6] (0:12.18)	0:12.26 [8] (0:12.26)
Average Speed [km/h]	50.0	60.2	62.2	65.4	61.1	58.2
Top Speed [km/h]	62.3	62.2	64.4	66.4	64.1	59.7
Avg. Dist. to Rail [m]	3.8	2.3	2.5	4.9	4.2	4.2
Avg. Stride Freq. [Hz]	2.6	2.5	2.5	2.5	2.5	2.4
Avg. Stride Length [m]	6.0	6.8	7.0	7.2	7.1	6.9



[] Ranking at each section and finish
 -.-.- No data available at this section
 NA No data available

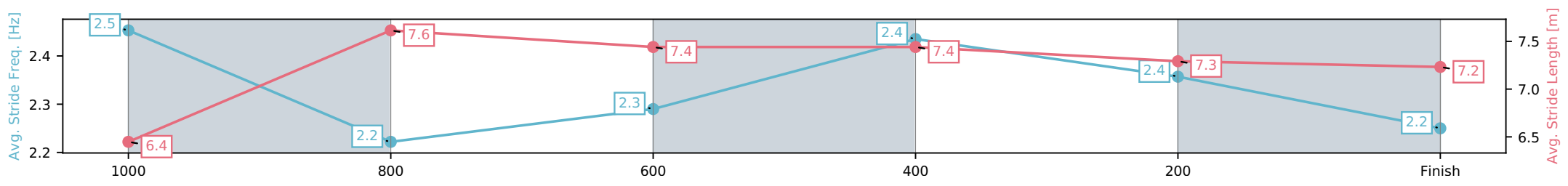
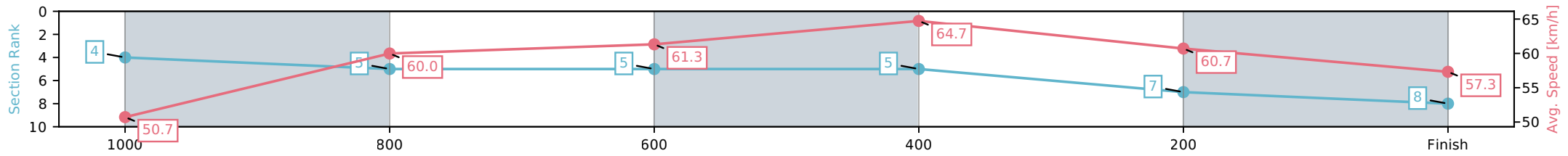
Horse/Jockey Name	Rustic Tzar/Les Tilley
Finish Rank	8
Fastest Section Time (Section)	0:11.16 (600-400)
Top Speed [km/h] (Section)	65.1 (600-400)
Race State	Finished



Kilcoy QLD --Professional-2026-05-22
 Race 5: LADBROKES POPULAR SRM BENCHMARK 60
 Handicap - 1200m
 22 May 2026 - 3:19PM
 Track Rating: Soft 6, Weather: Fine, Rail Position: True Entire Circuit



Section	L1200	L1000	L800	L600	L400	L200
Section Times	1:13.93 (0:14.19)	0:59.74 [4] (0:12.04)	0:47.70 [5] (0:11.86)	0:35.84 [5] (0:11.16)	0:24.68 [5] (0:12.07)	0:12.60 [7] (0:12.60)
Average Speed [km/h]	50.7	60.0	61.3	64.7	60.7	57.3
Top Speed [km/h]	64.4	64.3	64.5	65.1	64.2	59.2
Avg. Dist. to Rail [m]	0.8	1.0	1.5	2.8	2.3	2.1
Avg. Stride Freq. [Hz]	2.5	2.2	2.3	2.4	2.4	2.2
Avg. Stride Length [m]	6.4	7.6	7.4	7.4	7.3	7.2



[] Ranking at each section and finish
 -:-:- No data available at this section
 NA No data available



Kilcoy QLD

Race 6: LADBROKES KILCOY CUP JUNE 20 RATINGS BAND 0 - 55 Handicap - 1200m

22 May 2026 - 3:55PM

Track Rating: Soft 6, Weather: Fine, Rail Position: True Entire Circuit



Field Times (Race Tempo) 1:13.53 0:59.87 0:48.70 0:37.05 0:25.11 0:12.70
 (0:13.66) (0:11.17) (0:11.65) (0:11.94) (0:12.41) (0:12.70)

Rank	TAB#	Horse	Overall Time	First 400m	Top Speed km/h (Section)	L1200	L1000	L800	L600	L400	L200		
	(BAR#)	Jockey	Margin (DT-W)	Last 600m	Fastest Section (Time)	Start - 1000	1000 - 800	800 - 600	600 - 400	400 - 200	200 - Finish		
1	10	Embolden	1:13.53	0:25.15	65.3 (1000-800)	1:13.53	0:59.60 [5]	0:48.38 [5]	0:36.66 [5]	0:24.63 [7]	0:12.48 [2]		
	(4)	Danny Peisley		0:36.67	1000-800 (0:11.22)	(0:13.93)	(0:11.22)	(0:11.72)	(0:12.04)	(0:12.15)	(0:12.48)		
2	7	Amore Sirena	1:13.62	0:24.83	65.8 (1000-800)	1:13.62	0:59.96 [1]	0:48.79 [1]	0:37.14 [1]	0:25.20 [1]	0:12.78 [1]		
	(1)	Stacey Callow	0.5L (-5)	0:37.13	1000-800 (0:11.17)	(0:13.66)	(0:11.17)	(0:11.65)	(0:11.94)	(0:12.41)	(0:12.78)		
3	20	Galactic Legend	1:13.69	0:25.42	65.4 (1000-800)	1:13.69	0:59.54 [7]	0:48.27 [7]	0:36.63 [7]	0:24.75 [8]	0:12.44 [6]		
	(2)	Kayla Johnston	1.0L (-7)	0:36.63	1000-800 (0:11.27)	(0:14.15)	(0:11.27)	(0:11.63)	(0:11.88)	(0:12.31)	(0:12.44)		
4	2	Mister Selfie	1:13.79	0:25.69	64.6 (1000-800)	1:13.79	0:59.48 [10]	0:48.10 [9]	0:36.62 [8]	0:25.10 [5]	0:12.65 [3]		
	(7)	Paul Hamblin	1.6L (+1)	0:36.62	1000-800 (0:11.37)	(0:14.32)	(0:11.37)	(0:11.48)	(0:11.52)	(0:12.45)	(0:12.65)		
5	5	Cryptic Sound	1:13.89	0:26.06	64.3 (800-600)	1:13.89	0:59.29 [11]	0:47.82 [11]	0:36.45 [11]	0:24.68 [11]	0:12.32 [10]		
	(9)	Kelsey Lenton	2.1L (-7)	0:36.44	800-600 (0:11.38)	(0:14.60)	(0:11.46)	(0:11.38)	(0:11.76)	(0:12.36)	(0:12.32)		
6	6	Frothsay	1:13.90	0:25.80	63.6 (800-600)	1:13.90	0:59.60 [9]	0:48.09 [10]	0:36.48 [10]	0:24.91 [9]	0:12.44 [9]		
	(11)	Corey Sutherland	2.2L (+4)	0:36.47	1000-800 (0:11.50)	(0:14.30)	(0:11.50)	(0:11.62)	(0:11.56)	(0:12.47)	(0:12.44)		
7	4	Herecomesantorini	1:14.07	0:25.09	65.8 (1000-800)	1:14.07	1:00.24 [3]	0:48.98 [4]	0:37.33 [4]	0:25.51 [3]	0:12.92 [4]		
	(8)	Michael Murphy	3.2L (-2)	0:37.33	1000-800 (0:11.27)	(0:13.82)	(0:11.27)	(0:11.64)	(0:11.82)	(0:12.59)	(0:12.92)		
8	16	West Cork	1:14.16	0:25.47	65.8 (1000-800)	1:14.16	0:59.98 [8]	0:48.68 [8]	0:37.15 [6]	0:25.52 [4]	0:12.91 [7]		
	(3)	Wayne O'Connell	3.7L (-1)	0:37.14	1000-800 (0:11.29)	(0:14.18)	(0:11.29)	(0:11.54)	(0:11.62)	(0:12.61)	(0:12.91)		
9	13	Wise Choice	1:14.42	0:24.92	66.6 (1000-800)	1:14.42	1:00.69 [2]	0:49.50 [3]	0:37.69 [3]	0:25.59 [6]	0:13.01 [8]		
	(5)	Emma Simsir	5.2L (-5)	0:37.70	1000-800 (0:11.19)	(0:13.73)	(0:11.19)	(0:11.81)	(0:12.11)	(0:12.58)	(0:13.01)		
10	12	Miss Dramatic	1:14.51	0:25.34	65.7 (1200 - 1000)	1:14.51	1:00.53 [6]	0:49.17 [6]	0:37.22 [9]	0:25.34 [10]	0:12.86 [11]		
	(6)	Kenji Yoshida	5.8L (-1)	0:37.21	1000-800 (0:11.36)	(0:13.98)	(0:11.36)	(0:11.95)	(0:11.88)	(0:12.47)	(0:12.86)		

Scratched: Coney Island Baby (#1), Artie Vainqueur (#8), Do What I Say (#9), Lukey Blue (#11), Bean Ball (#14), Causeways (#15), Above The World (#17), Kindly (#18), No Double Dipping (#19)

Report Created: Fri 22 May 2026

(Note: Races are conducted over an approximate distance as close as possible to the advertised distance, and recorded data may vary accordingly. Official times refer to race times only and do not include handicap times.)

[] Position in running at each section and finish TAB# Saddle cloth number

:-:-- No data available at this section

NA No data available

DNT Did not track

BAR# Barrier/Gate Position

DNF Did not finish

DT-W Distance travelled compared to winner in metres

Fastest split

Fastest section

data processed by





Kilcoy QLD

Race 6: LADBROKES KILCOY CUP JUNE 20 RATINGS BAND 0 - 55 Handicap - 1200m

22 May 2026 - 3:55PM

Track Rating: Soft 6, Weather: Fine, Rail Position: True Entire Circuit



Field Times
(Race Tempo)

1:13.53	0:59.87	0:48.70	0:37.05	0:25.11	0:12.70
(0:13.66)	(0:11.17)	(0:11.65)	(0:11.94)	(0:12.41)	(0:12.70)

Rank	TAB#	Horse	Overall Time	First 400m	Top Speed km/h (Section)	L1200	L1000	L800	L600	L400	L200		
	(BAR#)	Jockey	Margin (DT-W)	Last 600m	Fastest Section (Time)	Start - 1000	1000 - 800	800 - 600	600 - 400	400 - 200	200 - Finish		
11	3	Southampton Nicco	1:14.81	0:24.85	68.0 (1000-800)	1:14.81	1:00.95 [4]	0:49.96 [2]	0:38.21 [2]	0:26.28 [2]	0:13.62 [5]		
	(10)	Jason Taylor	7.6L (+7)	0:38.22	1000-800 (0:10.99)	(0:13.86)	(0:10.99)	(0:11.75)	(0:11.94)	(0:12.66)	(0:13.62)		

Scratched: Coney Island Baby (#1), Artie Vainqueur (#8), Do What I Say (#9), Lukey Blue (#11), Bean Ball (#14), Causeways (#15), Above The World (#17), Kindly (#18), No Double Dipping (#19)

Report Created: Fri 22 May 2026

(Note: Races are conducted over an approximate distance as close as possible to the advertised distance, and recorded data may vary accordingly. Official times refer to race times only and do not include handicap times.)

[] Position in running at each section and finish TAB# Saddle cloth number

-:-:- No data available at this section

NA No data available

DNT Did not track

BAR# Barrier/Gate Position

DNF Did not finish

DT-W Distance travelled compared to winner in metres

Fastest split

Fastest section

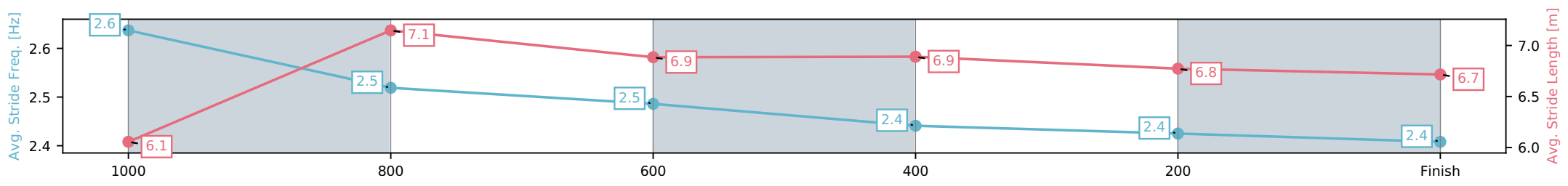
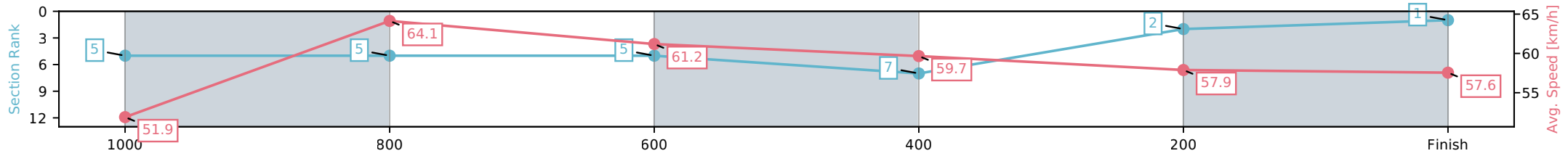
Horse/Jockey Name	Embolden/Danny Peisley
Finish Rank	1
Fastest Section Time (Section)	0:11.22 (1000-800)
Top Speed [km/h] (Section)	65.3 (1000-800)
Race State	Finished



Kilcoy QLD --Professional-2026-05-22
 Race 6: LADBROKES KILCOY CUP JUNE 20 RATINGS BAND
 0 - 55 Handicap - 1200m
 22 May 2026 - 3:55PM
 Track Rating: Soft 6, Weather: Fine, Rail Position: True Entire Circuit



Section	L1200	L1000	L800	L600	L400	L200
Section Times	1:13.53 (0:13.93)	0:59.60 [5] (0:11.22)	0:48.38 [5] (0:11.72)	0:36.66 [5] (0:12.04)	0:24.63 [7] (0:12.15)	0:12.48 [2] (0:12.48)
Average Speed [km/h]	51.9	64.1	61.2	59.7	57.9	57.6
Top Speed [km/h]	64.4	65.3	62.7	60.2	60.3	58.5
Avg. Dist. to Rail [m]	2.9	0.9	0.6	1.5	2.7	0.9
Avg. Stride Freq. [Hz]	2.6	2.5	2.5	2.4	2.4	2.4
Avg. Stride Length [m]	6.1	7.1	6.9	6.9	6.8	6.7



[] Ranking at each section and finish
 -.-.- No data available at this section
 NA No data available

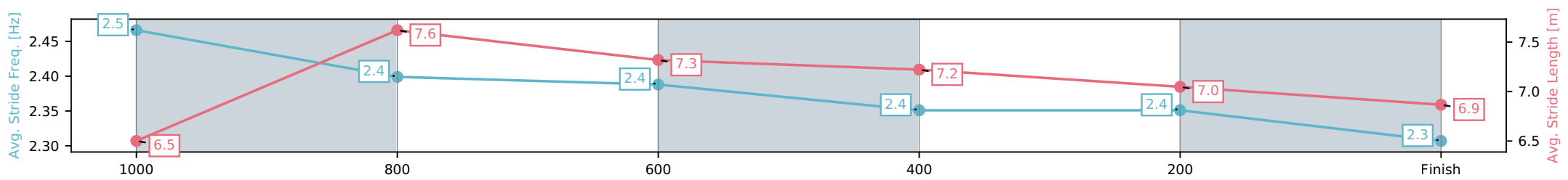
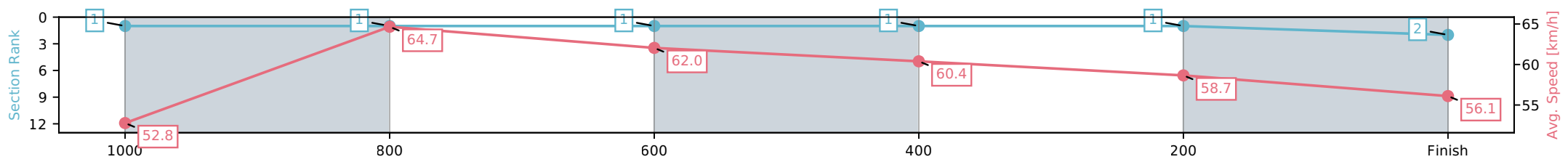
Horse/Jockey Name	Amore Sirena/Stacey Callow
Finish Rank	2
Fastest Section Time (Section)	0:11.17 (1000-800)
Top Speed [km/h] (Section)	65.8 (1000-800)
Race State	Finished



Kilcoy QLD --Professional-2026-05-22
 Race 6: LADBROKES KILCOY CUP JUNE 20 RATINGS BAND
 0 - 55 Handicap - 1200m
 22 May 2026 - 3:55PM
 Track Rating: Soft 6, Weather: Fine, Rail Position: True Entire Circuit



Section	L1200	L1000	L800	L600	L400	L200
Section Times	1:13.62 (0:13.66)	0:59.96 [1] (0:11.17)	0:48.79 [1] (0:11.65)	0:37.14 [1] (0:11.94)	0:25.20 [1] (0:12.41)	0:12.78 [1] (0:12.78)
Average Speed [km/h]	52.8	64.7	62.0	60.4	58.7	56.1
Top Speed [km/h]	65.3	65.8	62.9	60.9	60.1	57.1
Avg. Dist. to Rail [m]	1.5	0.8	0.8	1.3	1.3	3.4
Avg. Stride Freq. [Hz]	2.5	2.4	2.4	2.4	2.4	2.3
Avg. Stride Length [m]	6.5	7.6	7.3	7.2	7.0	6.9



[] Ranking at each section and finish
 -:-:- No data available at this section
 NA No data available

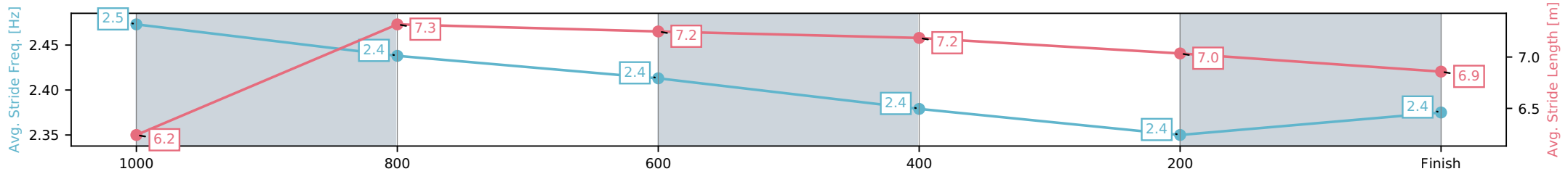
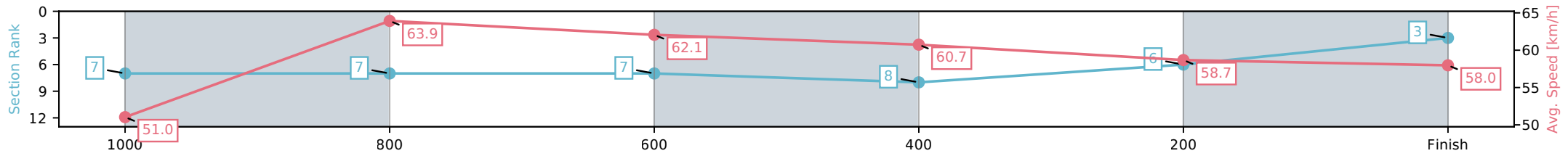
Horse/Jockey Name	Galactic Legend/Kayla Johnston
Finish Rank	3
Fastest Section Time (Section)	0:11.27 (1000-800)
Top Speed [km/h] (Section)	65.4 (1000-800)
Race State	Finished



Kilcoy QLD --Professional-2026-05-22
 Race 6: LADBROKES KILCOY CUP JUNE 20 RATINGS BAND
 0 - 55 Handicap - 1200m
 22 May 2026 - 3:55PM
 Track Rating: Soft 6, Weather: Fine, Rail Position: True Entire Circuit



Section	L1200	L1000	L800	L600	L400	L200
Section Times	1:13.69 (0:14.15)	0:59.54 [7] (0:11.27)	0:48.27 [7] (0:11.63)	0:36.63 [7] (0:11.88)	0:24.75 [8] (0:12.31)	0:12.44 [6] (0:12.44)
Average Speed [km/h]	51.0	63.9	62.1	60.7	58.7	58.0
Top Speed [km/h]	64.1	65.4	63.4	61.4	60.4	58.9
Avg. Dist. to Rail [m]	1.8	0.6	0.6	1.0	0.7	1.3
Avg. Stride Freq. [Hz]	2.5	2.4	2.4	2.4	2.4	2.4
Avg. Stride Length [m]	6.2	7.3	7.2	7.2	7.0	6.9



[] Ranking at each section and finish
 -:-:- No data available at this section
 NA No data available

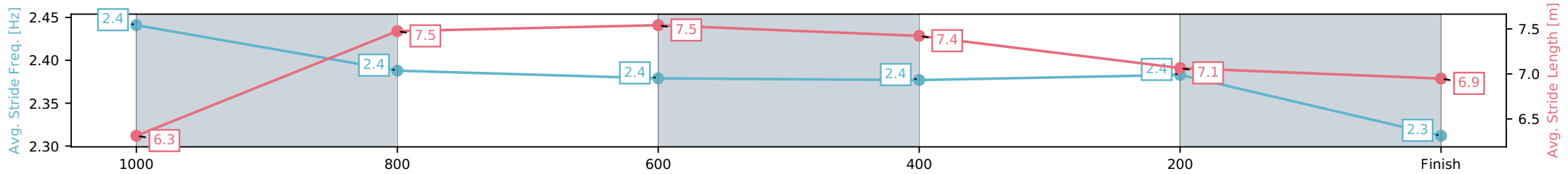
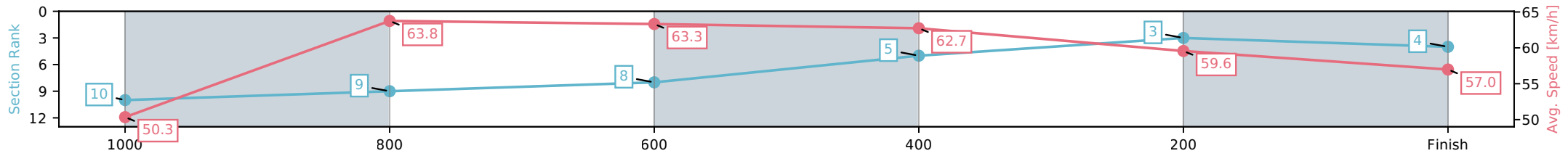
Horse/Jockey Name	Mister Selfie/Paul Hamblin
Finish Rank	4
Fastest Section Time (Section)	0:11.37 (1000-800)
Top Speed [km/h] (Section)	64.6 (1000-800)
Race State	Finished



Kilcoy QLD --Professional-2026-05-22
 Race 6: LADBROKES KILCOY CUP JUNE 20 RATINGS BAND
 0 - 55 Handicap - 1200m
 22 May 2026 - 3:55PM
 Track Rating: Soft 6, Weather: Fine, Rail Position: True Entire Circuit



Section	L1200	L1000	L800	L600	L400	L200
Section Times	1:13.79 (0:14.32)	0:59.48 [10] (0:11.37)	0:48.10 [9] (0:11.48)	0:36.62 [8] (0:11.52)	0:25.10 [5] (0:12.45)	0:12.65 [3] (0:12.65)
Average Speed [km/h]	50.3	63.8	63.3	62.7	59.6	57.0
Top Speed [km/h]	63.6	64.6	64.0	63.1	61.5	58.2
Avg. Dist. to Rail [m]	5.8	2.8	1.5	2.7	3.7	4.3
Avg. Stride Freq. [Hz]	2.4	2.4	2.4	2.4	2.4	2.3
Avg. Stride Length [m]	6.3	7.5	7.5	7.4	7.1	6.9



[] Ranking at each section and finish
 -:-:- No data available at this section
 NA No data available

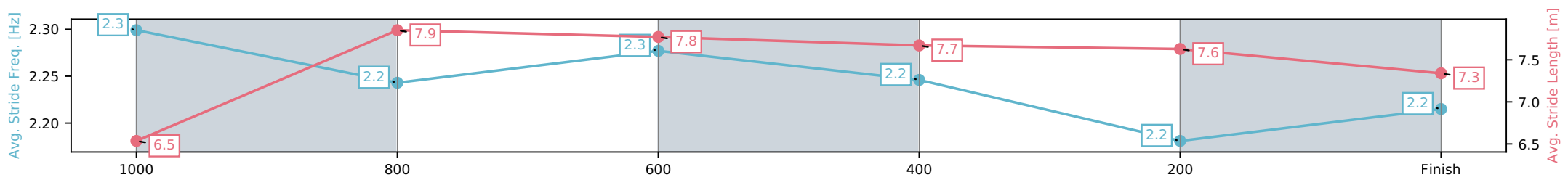
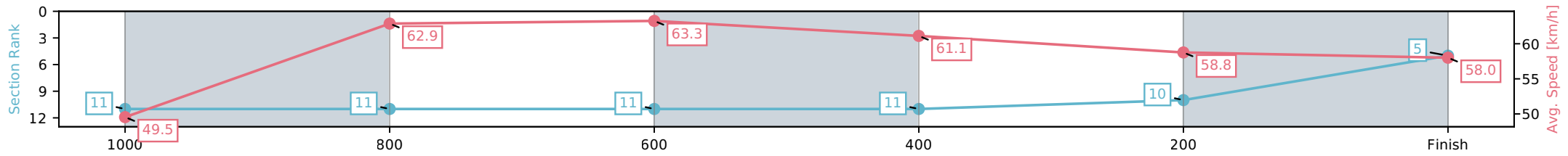
Horse/Jockey Name	Cryptic Sound/Kelsey Lenton
Finish Rank	5
Fastest Section Time (Section)	0:11.38 (800-600)
Top Speed [km/h] (Section)	64.3 (800-600)
Race State	Finished



Kilcoy QLD --Professional-2026-05-22
 Race 6: LADBROKES KILCOY CUP JUNE 20 RATINGS BAND
 0 - 55 Handicap - 1200m
 22 May 2026 - 3:55PM
 Track Rating: Soft 6, Weather: Fine, Rail Position: True Entire Circuit



Section	L1200	L1000	L800	L600	L400	L200
Section Times	1:13.89 (0:14.60)	0:59.29 [11] (0:11.46)	0:47.82 [11] (0:11.38)	0:36.45 [11] (0:11.76)	0:24.68 [11] (0:12.36)	0:12.32 [10] (0:12.32)
Average Speed [km/h]	49.5	62.9	63.3	61.1	58.8	58.0
Top Speed [km/h]	62.6	63.7	64.3	63.2	60.8	59.0
Avg. Dist. to Rail [m]	6.8	1.3	0.3	0.7	1.1	1.7
Avg. Stride Freq. [Hz]	2.3	2.2	2.3	2.2	2.2	2.2
Avg. Stride Length [m]	6.5	7.9	7.8	7.7	7.6	7.3



[] Ranking at each section and finish
 -:-:- No data available at this section
 NA No data available

Horse/Jockey Name	Frothsay/Corey Sutherland
Finish Rank	6
Fastest Section Time (Section)	0:11.50 (1000-800)
Top Speed [km/h] (Section)	63.6 (800-600)
Race State	Finished



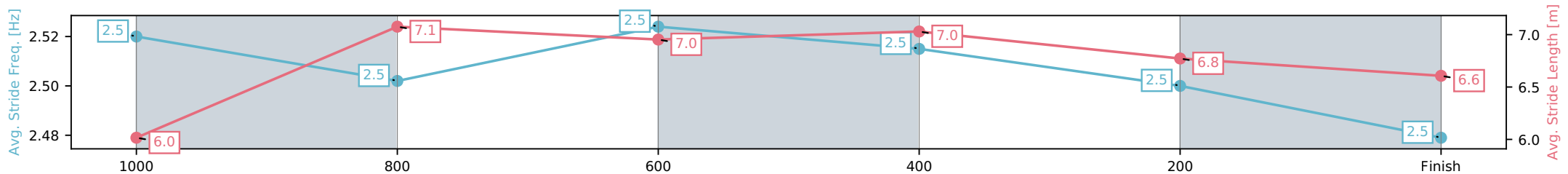
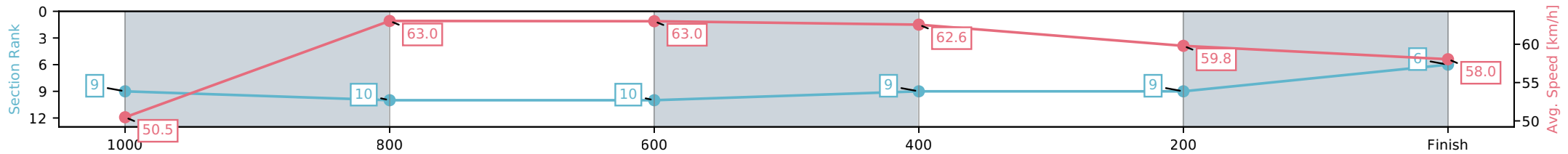
Kilcoy QLD --Professional-2026-05-22
 Race 6: LADBROKES KILCOY CUP JUNE 20 RATINGS BAND
 0 - 55 Handicap - 1200m



22 May 2026 - 3:55PM

Track Rating: Soft 6, Weather: Fine, Rail Position: True Entire Circuit

Section	L1200	L1000	L800	L600	L400	L200
Section Times	1:13.90 (0:14.30)	0:59.60 [9] (0:11.50)	0:48.09 [10] (0:11.62)	0:36.48 [10] (0:11.56)	0:24.91 [9] (0:12.47)	0:12.44 [9] (0:12.44)
Average Speed [km/h]	50.5	63.0	63.0	62.6	59.8	58.0
Top Speed [km/h]	62.8	63.5	63.6	63.2	61.6	59.0
Avg. Dist. to Rail [m]	8.1	3.0	2.7	2.8	4.4	6.2
Avg. Stride Freq. [Hz]	2.5	2.5	2.5	2.5	2.5	2.5
Avg. Stride Length [m]	6.0	7.1	7.0	7.0	6.8	6.6



[] Ranking at each section and finish
 -:-:- No data available at this section
 NA No data available

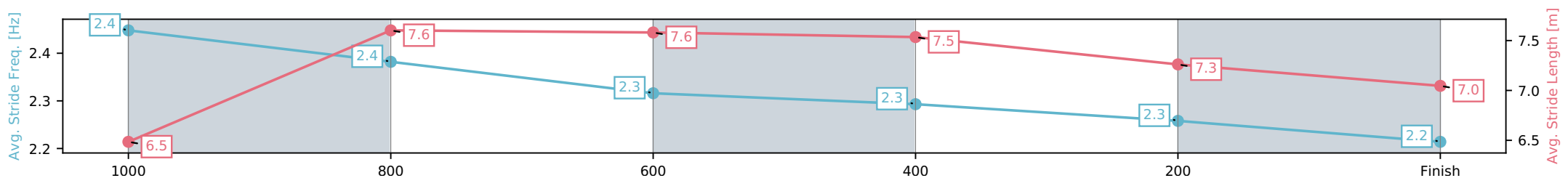
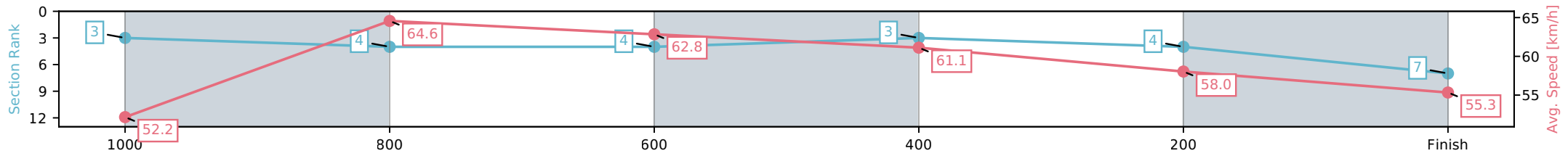
Horse/Jockey Name	Herecomesantorini/Michael Murphy
Finish Rank	7
Fastest Section Time (Section)	0:11.27 (1000-800)
Top Speed [km/h] (Section)	65.8 (1000-800)
Race State	Finished



Kilcoy QLD --Professional-2026-05-22
 Race 6: LADBROKES KILCOY CUP JUNE 20 RATINGS BAND
 0 - 55 Handicap - 1200m
 22 May 2026 - 3:55PM
 Track Rating: Soft 6, Weather: Fine, Rail Position: True Entire Circuit



Section	L1200	L1000	L800	L600	L400	L200
Section Times	1:14.07 (0:13.82)	1:00.24 [3] (0:11.27)	0:48.98 [4] (0:11.64)	0:37.33 [4] (0:11.82)	0:25.51 [3] (0:12.59)	0:12.92 [4] (0:12.92)
Average Speed [km/h]	52.2	64.6	62.8	61.1	58.0	55.3
Top Speed [km/h]	65.1	65.8	63.9	61.6	60.1	57.7
Avg. Dist. to Rail [m]	6.5	3.3	2.4	2.2	1.9	2.5
Avg. Stride Freq. [Hz]	2.4	2.4	2.3	2.3	2.3	2.2
Avg. Stride Length [m]	6.5	7.6	7.6	7.5	7.3	7.0



[] Ranking at each section and finish
 -:-:- No data available at this section
 NA No data available

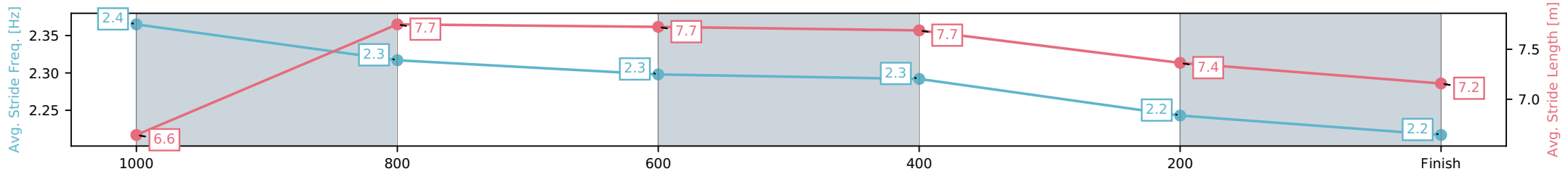
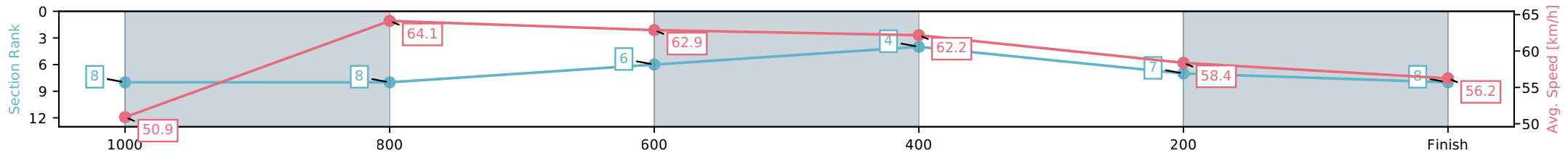
Horse/Jockey Name	West Cork/Wayne O'Connell
Finish Rank	8
Fastest Section Time (Section)	0:11.29 (1000-800)
Top Speed [km/h] (Section)	65.8 (1000-800)
Race State	Finished



Kilcoy QLD --Professional-2026-05-22
 Race 6: LADBROKES KILCOY CUP JUNE 20 RATINGS BAND
 0 - 55 Handicap - 1200m
 22 May 2026 - 3:55PM
 Track Rating: Soft 6, Weather: Fine, Rail Position: True Entire Circuit



Section	L1200	L1000	L800	L600	L400	L200
Section Times	1:14.16 (0:14.18)	0:59.98 [8] (0:11.29)	0:48.68 [8] (0:11.54)	0:37.15 [6] (0:11.62)	0:25.52 [4] (0:12.61)	0:12.91 [7] (0:12.91)
Average Speed [km/h]	50.9	64.1	62.9	62.2	58.4	56.2
Top Speed [km/h]	64.0	65.8	64.2	62.5	60.7	57.4
Avg. Dist. to Rail [m]	2.3	1.9	1.3	2.3	2.9	5.4
Avg. Stride Freq. [Hz]	2.4	2.3	2.3	2.3	2.2	2.2
Avg. Stride Length [m]	6.6	7.7	7.7	7.7	7.4	7.2



[] Ranking at each section and finish
 -:-:- No data available at this section
 NA No data available

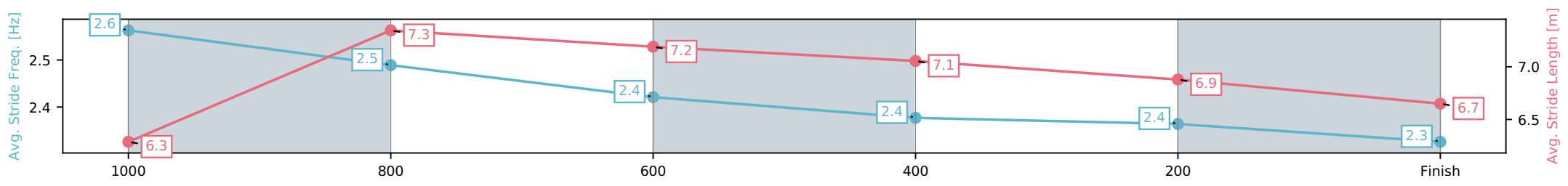
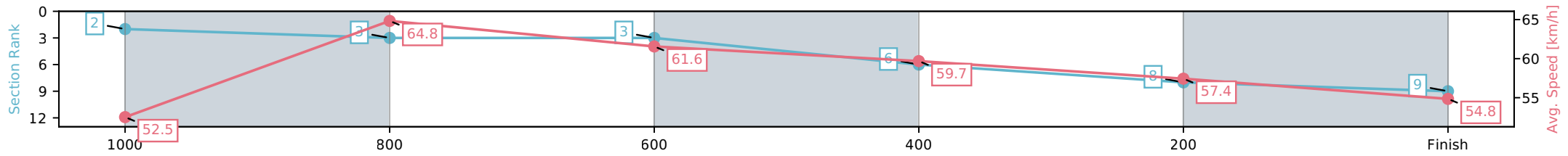
Horse/Jockey Name	Wise Choice/Emma Simsir
Finish Rank	9
Fastest Section Time (Section)	0:11.19 (1000-800)
Top Speed [km/h] (Section)	66.6 (1000-800)
Race State	Finished



Kilcoy QLD --Professional-2026-05-22
 Race 6: LADBROKES KILCOY CUP JUNE 20 RATINGS BAND
 0 - 55 Handicap - 1200m
 22 May 2026 - 3:55PM
 Track Rating: Soft 6, Weather: Fine, Rail Position: True Entire Circuit



Section	L1200	L1000	L800	L600	L400	L200
Section Times	1:14.42 (0:13.73)	1:00.69 [2] (0:11.19)	0:49.50 [3] (0:11.81)	0:37.69 [3] (0:12.11)	0:25.59 [6] (0:12.58)	0:13.01 [8] (0:13.01)
Average Speed [km/h]	52.5	64.8	61.6	59.7	57.4	54.8
Top Speed [km/h]	65.6	66.6	63.6	60.1	59.4	55.9
Avg. Dist. to Rail [m]	4.4	2.5	1.7	1.9	0.5	2.6
Avg. Stride Freq. [Hz]	2.6	2.5	2.4	2.4	2.4	2.3
Avg. Stride Length [m]	6.3	7.3	7.2	7.1	6.9	6.7



[] Ranking at each section and finish
 -:-:- No data available at this section
 NA No data available

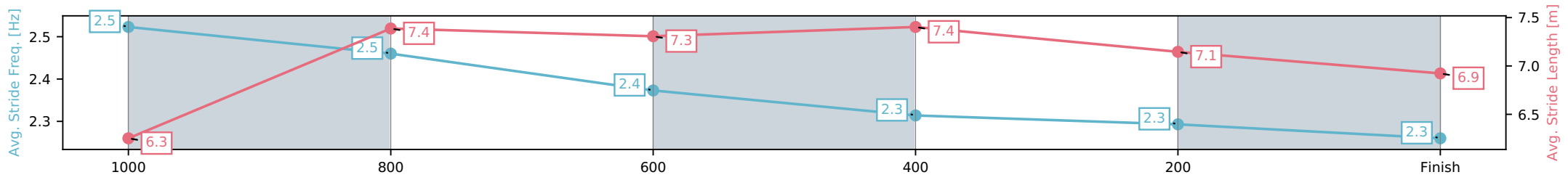
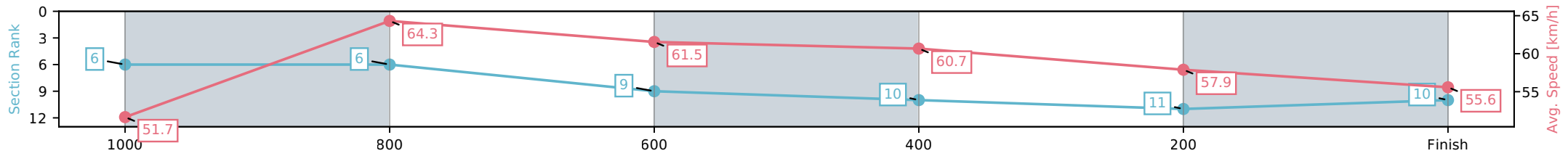
Horse/Jockey Name	Miss Dramatic/Kenji Yoshida
Finish Rank	10
Fastest Section Time (Section)	0:11.36 (1000-800)
Top Speed [km/h] (Section)	65.7 (1200 - 1000)
Race State	Finished



Kilcoy QLD --Professional-2026-05-22
 Race 6: LADBROKES KILCOY CUP JUNE 20 RATINGS BAND
 0 - 55 Handicap - 1200m
 22 May 2026 - 3:55PM
 Track Rating: Soft 6, Weather: Fine, Rail Position: True Entire Circuit



Section	L1200	L1000	L800	L600	L400	L200
Section Times	1:14.51 (0:13.98)	1:00.53 [6] (0:11.36)	0:49.17 [6] (0:11.95)	0:37.22 [9] (0:11.88)	0:25.34 [10] (0:12.47)	0:12.86 [11] (0:12.86)
Average Speed [km/h]	51.7	64.3	61.5	60.7	57.9	55.6
Top Speed [km/h]	65.7	65.7	63.0	62.0	60.1	56.7
Avg. Dist. to Rail [m]	4.8	4.1	3.3	1.2	0.6	4.0
Avg. Stride Freq. [Hz]	2.5	2.5	2.4	2.3	2.3	2.3
Avg. Stride Length [m]	6.3	7.4	7.3	7.4	7.1	6.9



[] Ranking at each section and finish
 -:-:- No data available at this section
 NA No data available

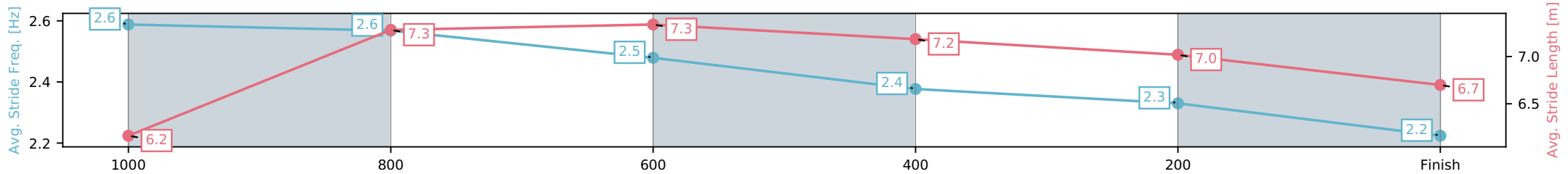
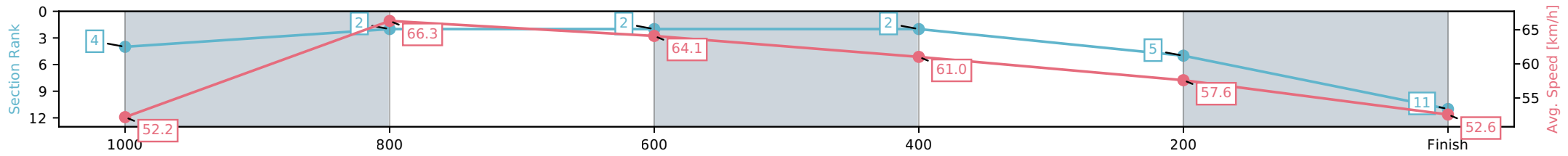
Horse/Jockey Name	Southampton Nicco/Jason Taylor
Finish Rank	11
Fastest Section Time (Section)	0:10.99 (1000-800)
Top Speed [km/h] (Section)	68.0 (1000-800)
Race State	Finished



Kilcoy QLD --Professional-2026-05-22
 Race 6: LADBROKES KILCOY CUP JUNE 20 RATINGS BAND
 0 - 55 Handicap - 1200m
 22 May 2026 - 3:55PM
 Track Rating: Soft 6, Weather: Fine, Rail Position: True Entire Circuit



Section	L1200	L1000	L800	L600	L400	L200
Section Times	1:14.81 (0:13.86)	1:00.95 [4] (0:10.99)	0:49.96 [2] (0:11.75)	0:38.21 [2] (0:11.94)	0:26.28 [2] (0:12.66)	0:13.62 [5] (0:13.62)
Average Speed [km/h]	52.2	66.3	64.1	61.0	57.6	52.6
Top Speed [km/h]	66.9	68.0	65.5	62.1	59.6	55.5
Avg. Dist. to Rail [m]	8.0	4.6	6.7	5.3	1.7	1.7
Avg. Stride Freq. [Hz]	2.6	2.6	2.5	2.4	2.3	2.2
Avg. Stride Length [m]	6.2	7.3	7.3	7.2	7.0	6.7



[] Ranking at each section and finish
 -.-.- No data available at this section
 NA No data available



Kilcoy QLD

Race 7: GREAT NORTHERN BREWERY BENCHMARK 55 Handicap - 1900m

22 May 2026 - 4:34PM



Track Rating: Soft 6, Weather: Fine, Rail Position: True Entire Circuit

Field Times (Race Tempo) 2:00.12 (0:08.93) 1:51.19 (0:11.32) 1:39.87 (0:11.71) 1:28.16 (0:11.96) 1:16.20 (0:12.59) 1:03.61 (0:12.14) 0:51.46 (0:12.31) 0:39.15 (0:12.39)

Rank	TAB#	Horse	Overall Time	First 400m	Top Speed km/h (Section)	L1900	L1800	L1600	L1400	L1200	L1000	L800	L600
	(BAR#)	Jockey	Margin (DT-W)	Last 600m	Fastest Section (Time)	Start - 1800	1800 - 1600	1600 - 1400	1400 - 1200	1200 - 1000	1000 - 800	800 - 600	600 - 400
1	14	Flying Rothe	2:00.12	0:27.56	61.6 (1800-1600)	2:00.12	1:50.40 [12]	1:38.53 [9]	1:26.51 [10]	1:14.34 [10]	1:01.98 [10]	0:49.78 [10]	0:37.53 [9]
	(5)	Damien Boche		0:37.53	1800-1600 (0:11.87)	(0:09.72)	(0:11.87)	(0:12.02)	(0:12.17)	(0:12.36)	(0:12.20)	(0:12.26)	(0:12.37)
2	11	Trusty Bandit	2:00.37	0:27.44	63.9 (1800-1600)	2:00.37	1:50.72 [10]	1:38.95 [8]	1:27.04 [8]	1:14.86 [8]	1:02.44 [8]	0:50.27 [8]	0:37.88 [7]
	(3)	Aidan Keeley	1.4L (+7)	0:37.88	1800-1600 (0:11.77)	(0:09.65)	(0:11.77)	(0:11.90)	(0:12.19)	(0:12.42)	(0:12.17)	(0:12.39)	(0:12.31)
3	2	O'caldino	2:00.39	0:26.12	65.0 (1800-1600)	2:00.39	1:51.45 [2]	1:40.14 [1]	1:28.43 [1]	1:16.47 [1]	1:03.88 [1]	0:51.73 [1]	0:39.42 [1]
	(12)	Danny Peisley	1.6L (+7)	0:39.42	1800-1600 (0:11.31)	(0:08.94)	(0:11.31)	(0:11.71)	(0:11.96)	(0:12.59)	(0:12.14)	(0:12.31)	(0:12.66)
4	7	You And I	2:00.66	0:27.16	62.3 (1800-1600)	2:00.66	1:51.29 [6]	1:39.48 [6]	1:27.57 [5]	1:15.45 [6]	1:03.07 [6]	0:50.82 [6]	0:38.35 [5]
	(11)	Archie McColm	3.2L (+6)	0:38.35	1800-1600 (0:11.81)	(0:09.37)	(0:11.81)	(0:11.91)	(0:12.12)	(0:12.38)	(0:12.25)	(0:12.47)	(0:12.33)
5	1	Captain Eagle	2:01.11	0:26.33	63.0 (1800-1600)	2:01.11	1:52.18 [1]	1:40.60 [2]	1:28.87 [2]	1:16.67 [2]	1:04.31 [2]	0:52.34 [2]	0:40.07 [2]
	(9)	Bailey Wheeler	5.8L (-2)	0:40.06	1800-1600 (0:11.58)	(0:08.93)	(0:11.58)	(0:11.73)	(0:12.20)	(0:12.36)	(0:11.96)	(0:12.28)	(0:12.32)
6	4	Likeabeel	2:01.26	0:27.74	60.7 (1400-1200)	2:01.26	1:51.61 [9]	1:39.54 [11]	1:27.50 [11]	1:15.34 [11]	1:02.68 [12]	0:50.33 [12]	0:38.03 [12]
	(8)	Julie Busuttin	6.7L (-6)	0:38.03	1600-1400 (0:12.03)	(0:09.65)	(0:12.07)	(0:12.03)	(0:12.17)	(0:12.65)	(0:12.35)	(0:12.30)	(0:12.53)
7	3	Sly Corner	2:01.76	0:27.16	61.9 (1600-1400)	2:01.76	1:52.46 [5]	1:40.66 [5]	1:28.64 [6]	1:16.47 [7]	1:04.18 [5]	0:51.93 [5]	0:39.33 [6]
	(7)	Micheal Hellyer	9.6L (+4)	0:39.34	1800-1600 (0:11.80)	(0:09.30)	(0:11.80)	(0:12.02)	(0:12.17)	(0:12.29)	(0:12.24)	(0:12.60)	(0:12.68)
8	9	Hell Follows	2:01.82	0:27.82	61.5 (1400-1200)	2:01.82	1:52.12 [11]	1:39.95 [12]	1:27.90 [12]	1:15.80 [12]	1:03.43 [11]	0:51.24 [11]	0:38.90 [11]
	(10)	Les Tilley	9.9L (+4)	0:38.89	1600-1400 (0:12.05)	(0:09.70)	(0:12.17)	(0:12.05)	(0:12.10)	(0:12.38)	(0:12.19)	(0:12.34)	(0:12.31)
9	8	Kenshin Maru	2:01.92	0:27.59	63.3 (1400-1200)	2:01.92	1:52.33 [8]	1:40.28 [10]	1:28.46 [9]	1:16.75 [5]	1:04.30 [7]	0:52.00 [7]	0:39.17 [10]
	(4)	Paul Hamblin	10.6L (+7)	0:39.16	1400-1200 (0:11.70)	(0:09.59)	(0:12.05)	(0:11.82)	(0:11.70)	(0:12.45)	(0:12.30)	(0:12.83)	(0:12.65)
10	13	Proclaimer	2:02.29	0:27.33	62.3 (1800-1600)	2:02.29	1:52.74 [7]	1:40.94 [7]	1:29.01 [7]	1:16.72 [9]	1:04.33 [9]	0:51.98 [9]	0:39.72 [8]
	(2)	Kayla Johnston	12.7L (-3)	0:39.72	1800-1600 (0:11.80)	(0:09.55)	(0:11.80)	(0:11.93)	(0:12.29)	(0:12.39)	(0:12.35)	(0:12.26)	(0:12.75)

Scratched: Stoicism (#5), Bambino Di Vino (#12), Seeress (#15)

Report Created: Fri 22 May 2026

(Note: Races are conducted over an approximate distance as close as possible to the advertised distance, and recorded data may vary accordingly. Official times refer to race times only and do not include handicap times.)

[] Position in running at each section and finish TAB# Saddle cloth number

Fastest split

:-:-- No data available at this section

BAR# Barrier/Gate Position

Fastest section

NA No data available

DNF Did not finish

DNT Did not track

DT-W Distance travelled compared to winner in metres



Kilcoy QLD

Race 7: GREAT NORTHERN BREWERY BENCHMARK 55 Handicap - 1900m

22 May 2026 - 4:34PM

Track Rating: Soft 6, Weather: Fine, Rail Position: True Entire Circuit



Field Times (Race Tempo) 2:00.12 (0:08.93) 1:51.19 (0:11.32) 1:39.87 (0:11.71) 1:28.16 (0:11.96) 1:16.20 (0:12.59) 1:03.61 (0:12.14) 0:51.46 (0:12.31) 0:39.15 (0:12.39)

Rank	TAB#	Horse	Overall Time	First 400m	Top Speed km/h (Section)	L1900	L1800	L1600	L1400	L1200	L1000	L800	L600
	(BAR#)	Jockey	Margin (DT-W)	Last 600m	Fastest Section (Time)	Start - 1800	1800 - 1600	1600 - 1400	1400 - 1200	1200 - 1000	1000 - 800	800 - 600	600 - 400
11	10	Oakfield Eagle	2:03.62	0:26.87	62.5 (1800-1600)	2:03.62	1:54.51 [3]	1:42.80 [3]	1:30.85 [4]	1:18.65 [4]	1:06.35 [3]	0:54.13 [3]	0:41.38 [3]
	(6)	Wayne O'Connell	20.5L (+4)	0:41.38	1800-1600 (0:11.71)	(0:09.11)	(0:11.71)	(0:11.95)	(0:12.20)	(0:12.30)	(0:12.21)	(0:12.76)	(0:12.82)
12	6	Kneze	2:03.76	0:26.85	62.1 (1800-1600)	2:03.76	1:54.60 [4]	1:42.89 [4]	1:31.02 [3]	1:18.81 [3]	1:06.48 [4]	0:54.11 [4]	0:41.46 [4]
	(1)	Kenji Yoshida	21.4L (-7)	0:41.46	1800-1600 (0:11.70)	(0:09.16)	(0:11.70)	(0:11.88)	(0:12.20)	(0:12.34)	(0:12.37)	(0:12.65)	(0:13.12)

Scratched: Stoicism (#5), Bambino Di Vino (#12), Seeress (#15)

Report Created: Fri 22 May 2026

(Note: Races are conducted over an approximate distance as close as possible to the advertised distance, and recorded data may vary accordingly. Official times refer to race times only and do not include handicap times.)

[] Position in running at each section and finish TAB# Saddle cloth number
 -:-:- No data available at this section BAR# Barrier/Gate Position
 NA No data available DNF Did not finish
 DNT Did not track DT-W Distance travelled compared to winner in metres

Fastest split
 Fastest section



Kilcoy QLD

Race 7: GREAT NORTHERN BREWERY BENCHMARK 55 Handicap - 1900m

22 May 2026 - 4:34PM

Track Rating: Soft 6, Weather: Fine, Rail Position: True Entire Circuit



Field Times 0:26.76 0:13.49
(Race Tempo) (0:13.26) (0:13.49)

Rank	TAB#	Horse	Overall Time	First 400m	Top Speed km/h (Section)	L400	L200						
	(BAR#)	Jockey	Margin (DT-W)	Last 600m	Fastest Section (Time)	400 - 200	200 - Finish						
1	14	Flying Rothe	2:00.12	0:27.56	61.6 (1800-1600)	0:25.16 [5]	0:12.48 [4]						
	(5)	Damien Boche		0:37.53	1800-1600 (0:11.87)	(0:12.68)	(0:12.48)						
2	11	Trusty Bandit	2:00.37	0:27.44	63.9 (1800-1600)	0:25.57 [4]	0:12.69 [5]						
	(3)	Aidan Keeley	1.4L (+7)	0:37.88	1800-1600 (0:11.77)	(0:12.88)	(0:12.69)						
3	2	O'caldino	2:00.39	0:26.12	65.0 (1800-1600)	0:26.76 [2]	0:13.53 [2]						
	(12)	Danny Peisley	1.6L (+7)	0:39.42	1800-1600 (0:11.31)	(0:13.23)	(0:13.53)						
4	7	You And I	2:00.66	0:27.16	62.3 (1800-1600)	0:26.02 [3]	0:13.12 [3]						
	(11)	Archie McColm	3.2L (+6)	0:38.35	1800-1600 (0:11.81)	(0:12.90)	(0:13.12)						
5	1	Captain Eagle	2:01.11	0:26.33	63.0 (1800-1600)	0:27.75 [1]	0:14.48 [1]						
	(9)	Bailey Wheeler	5.8L (-2)	0:40.06	1800-1600 (0:11.58)	(0:13.26)	(0:14.48)						
6	4	Likeabeel	2:01.26	0:27.74	60.7 (1400-1200)	0:25.50 [12]	0:12.62 [10]						
	(8)	Julie Busuttin	6.7L (-6)	0:38.03	1600-1400 (0:12.03)	(0:12.88)	(0:12.62)						
7	3	Sly Corner	2:01.76	0:27.16	61.9 (1600-1400)	0:26.66 [7]	0:13.42 [6]						
	(7)	Micheal Hellyer	9.6L (+4)	0:39.34	1800-1600 (0:11.80)	(0:13.24)	(0:13.42)						
8	9	Hell Follows	2:01.82	0:27.82	61.5 (1400-1200)	0:26.58 [8]	0:13.47 [7]						
	(10)	Les Tilley	9.9L (+4)	0:38.89	1600-1400 (0:12.05)	(0:13.11)	(0:13.47)						
9	8	Kenshin Maru	2:01.92	0:27.59	63.3 (1400-1200)	0:26.52 [10]	0:13.33 [8]						
	(4)	Paul Hamblin	10.6L (+7)	0:39.16	1400-1200 (0:11.70)	(0:13.18)	(0:13.33)						
10	13	Proclaimer	2:02.29	0:27.33	62.3 (1800-1600)	0:26.97 [9]	0:13.60 [11]						
	(2)	Kayla Johnston	12.7L (-3)	0:39.72	1800-1600 (0:11.80)	(0:13.37)	(0:13.60)						

Scratched: Stoicism (#5), Bambino Di Vino (#12), Seeress (#15)

Report Created: Fri 22 May 2026

(Note: Races are conducted over an approximate distance as close as possible to the advertised distance, and recorded data may vary accordingly. Official times refer to race times only and do not include handicap times.)

[] Position in running at each section and finish TAB# Saddle cloth number
 -:-:- No data available at this section BAR# Barrier/Gate Position
 NA No data available DNF Did not finish
 DNT Did not track DT-W Distance travelled compared to winner in metres

Fastest split
 Fastest section

data processed by **TRIPLESDATA**



Kilcoy QLD

Race 7: GREAT NORTHERN BREWERY BENCHMARK 55 Handicap - 1900m

22 May 2026 - 4:34PM

Track Rating: Soft 6, Weather: Fine, Rail Position: True Entire Circuit



Field Times 0:26.76 0:13.49
 (Race Tempo) (0:13.26) (0:13.49)

Rank	TAB#	Horse	Overall Time	First 400m	Top Speed km/h (Section)	L400	L200						
	(BAR#)	Jockey	Margin (DT-W)	Last 600m	Fastest Section (Time)	400 - 200	200 - Finish						
11	10	Oakfield Eagle	2:03.62	0:26.87	62.5 (1800-1600)	0:28.56 [6]	0:15.01 [9]						
	(6)	Wayne O'Connell	20.5L (+4)	0:41.38	1800-1600 (0:11.71)	(0:13.55)	(0:15.01)						
12	6	Kneze	2:03.76	0:26.85	62.1 (1800-1600)	0:28.34 [11]	0:14.50 [12]						
	(1)	Kenji Yoshida	21.4L (-7)	0:41.46	1800-1600 (0:11.70)	(0:13.84)	(0:14.50)						

Scratched: Stoicism (#5), Bambino Di Vino (#12), Seeress (#15)

Report Created: Fri 22 May 2026

(Note: Races are conducted over an approximate distance as close as possible to the advertised distance, and recorded data may vary accordingly. Official times refer to race times only and do not include handicap times.)

- [] Position in running at each section and finish TAB# Saddle cloth number
- :-:- No data available at this section BAR# Barrier/Gate Position
- NA No data available DNF Did not finish
- DNT Did not track DT-W Distance travelled compared to winner in metres

- Fastest split
- Fastest section

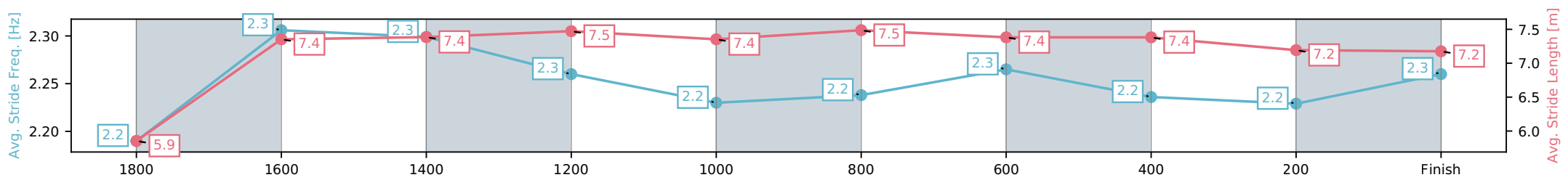
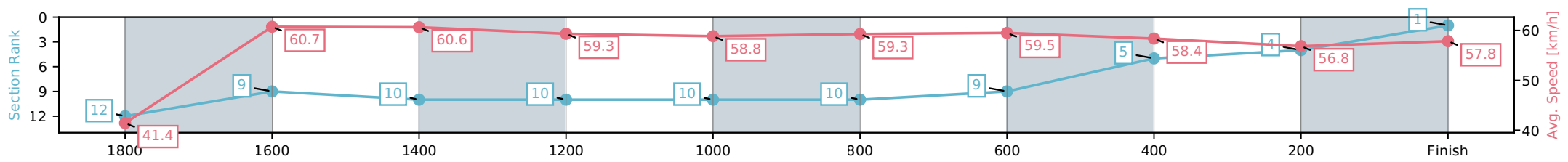
Horse/Jockey Name	Flying Rothe/Damien Boche
Finish Rank	1
Fastest Section Time (Section)	0:11.87 (1800-1600)
Top Speed [km/h] (Section)	61.6 (1800-1600)
Race State	Finished



Kilcoy QLD --Professional-2026-05-22
 Race 7: GREAT NORTHERN BREWERY BENCHMARK 55
 Handicap - 1900m
 22 May 2026 - 4:34PM
 Track Rating: Soft 6, Weather: Fine, Rail Position: True Entire Circuit



Section	L1900	L1800	L1600	L1400	L1200	L1000	L800	L600	L400	L200
Section Times	2:00.12 (0:09.72)	1:50.40 [12] (0:11.87)	1:38.53 [9] (0:12.02)	1:26.51 [10] (0:12.17)	1:14.34 [10] (0:12.36)	1:01.98 [10] (0:12.20)	0:49.78 [10] (0:12.26)	0:37.53 [9] (0:12.37)	0:25.16 [5] (0:12.68)	0:12.48 [4] (0:12.48)
Average Speed [km/h]	41.4	60.7	60.6	59.3	58.8	59.3	59.5	58.4	56.8	57.8
Top Speed [km/h]	57.2	61.6	61.2	61.5	61.0	59.9	60.2	58.9	58.0	58.8
Avg. Dist. to Rail [m]	5.0	1.1	1.6	1.8	1.5	1.7	1.8	1.5	0.3	3.8
Avg. Stride Freq. [Hz]	2.2	2.3	2.3	2.3	2.2	2.2	2.3	2.2	2.2	2.3
Avg. Stride Length [m]	5.9	7.4	7.4	7.5	7.4	7.5	7.4	7.4	7.2	7.2



[] Ranking at each section and finish
 -.-.- No data available at this section
 NA No data available

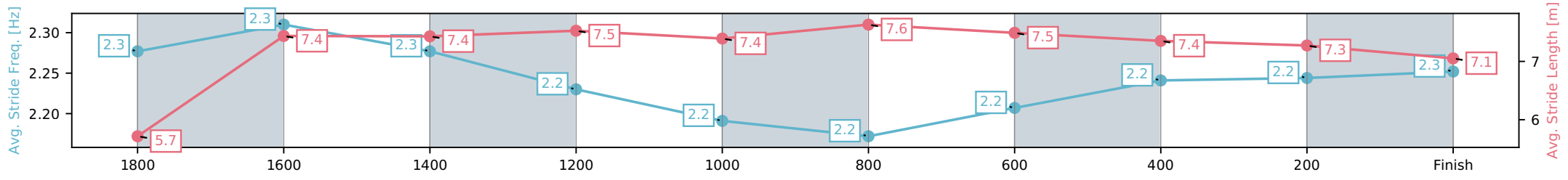
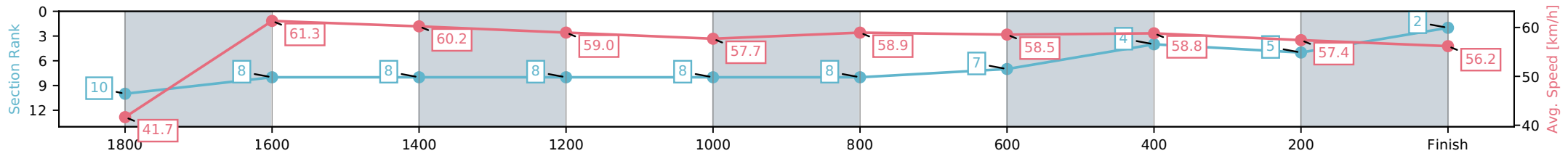
Horse/Jockey Name	Trusty Bandit/Aidan Keeley
Finish Rank	2
Fastest Section Time (Section)	0:11.77 (1800-1600)
Top Speed [km/h] (Section)	63.9 (1800-1600)
Race State	Finished



Kilcoy QLD --Professional-2026-05-22
 Race 7: GREAT NORTHERN BREWERY BENCHMARK 55
 Handicap - 1900m
 22 May 2026 - 4:34PM
 Track Rating: Soft 6, Weather: Fine, Rail Position: True Entire Circuit



Section	L1900	L1800	L1600	L1400	L1200	L1000	L800	L600	L400	L200
Section Times	2:00.37 (0:09.65)	1:50.72 [10] (0:11.77)	1:38.95 [8] (0:11.90)	1:27.04 [8] (0:12.19)	1:14.86 [8] (0:12.42)	1:02.44 [8] (0:12.17)	0:50.27 [8] (0:12.39)	0:37.88 [7] (0:12.31)	0:25.57 [4] (0:12.88)	0:12.69 [5] (0:12.69)
Average Speed [km/h]	41.7	61.3	60.2	59.0	57.7	58.9	58.5	58.8	57.4	56.2
Top Speed [km/h]	60.5	63.9	61.8	61.8	59.2	60.1	58.9	60.0	60.0	57.3
Avg. Dist. to Rail [m]	3.4	0.7	0.6	0.5	0.7	0.9	1.1	3.1	3.4	5.2
Avg. Stride Freq. [Hz]	2.3	2.3	2.3	2.2	2.2	2.2	2.2	2.2	2.2	2.3
Avg. Stride Length [m]	5.7	7.4	7.4	7.5	7.4	7.6	7.5	7.4	7.3	7.1



[] Ranking at each section and finish
 -.-.- No data available at this section
 NA No data available

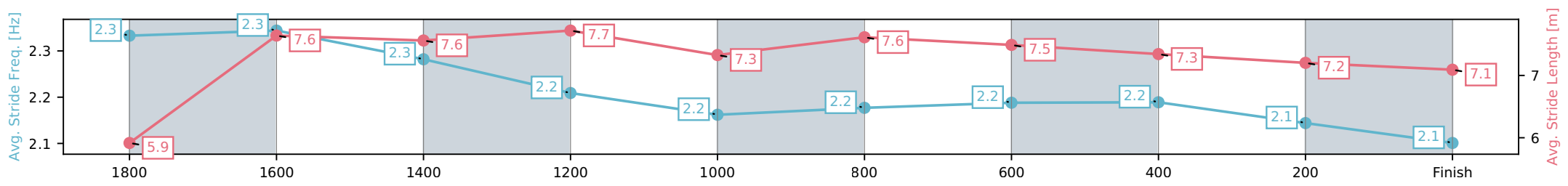
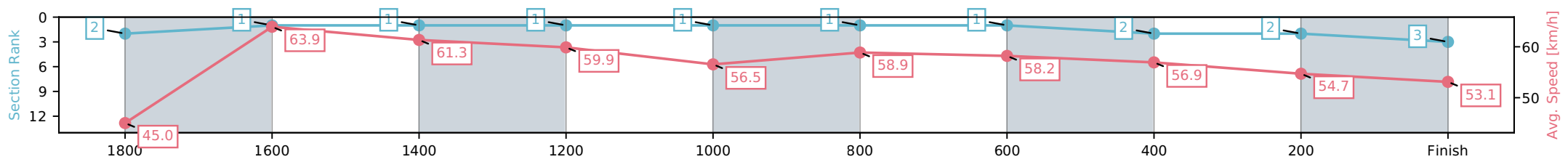
Horse/Jockey Name	O'caldino/Danny Peisley
Finish Rank	3
Fastest Section Time (Section)	0:11.31 (1800-1600)
Top Speed [km/h] (Section)	65.0 (1800-1600)
Race State	Finished



Kilcoy QLD --Professional-2026-05-22
 Race 7: GREAT NORTHERN BREWERY BENCHMARK 55
 Handicap - 1900m
 22 May 2026 - 4:34PM
 Track Rating: Soft 6, Weather: Fine, Rail Position: True Entire Circuit



Section	L1900	L1800	L1600	L1400	L1200	L1000	L800	L600	L400	L200
Section Times	2:00.39 (0:08.94)	1:51.45 [2] (0:11.31)	1:40.14 [1] (0:11.71)	1:28.43 [1] (0:11.96)	1:16.47 [1] (0:12.59)	1:03.88 [1] (0:12.14)	0:51.73 [1] (0:12.31)	0:39.42 [1] (0:12.66)	0:26.76 [2] (0:13.23)	0:13.53 [2] (0:13.53)
Average Speed [km/h]	45.0	63.9	61.3	59.9	56.5	58.9	58.2	56.9	54.7	53.1
Top Speed [km/h]	61.6	65.0	63.0	62.3	58.2	59.7	58.9	57.6	56.8	53.7
Avg. Dist. to Rail [m]	10.5	3.0	0.4	0.7	1.9	1.5	0.7	0.7	0.9	2.2
Avg. Stride Freq. [Hz]	2.3	2.3	2.3	2.2	2.2	2.2	2.2	2.2	2.1	2.1
Avg. Stride Length [m]	5.9	7.6	7.6	7.7	7.3	7.6	7.5	7.3	7.2	7.1



[] Ranking at each section and finish
 -:-:- No data available at this section
 NA No data available

Horse/Jockey Name	You And I/Archie McColm
Finish Rank	4
Fastest Section Time (Section)	0:11.81 (1800-1600)
Top Speed [km/h] (Section)	62.3 (1800-1600)
Race State	Finished



Kilcoy QLD --Professional-2026-05-22

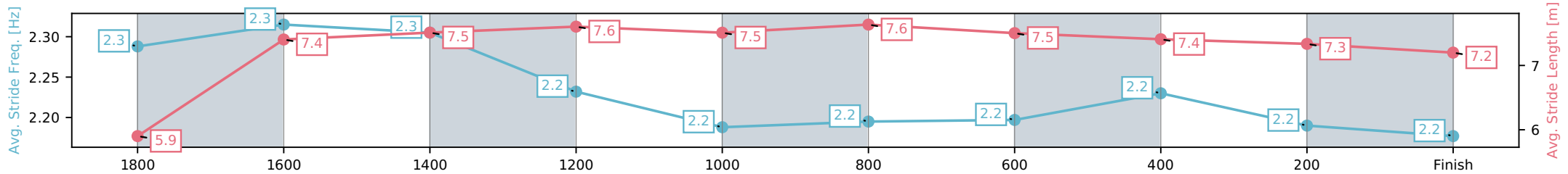
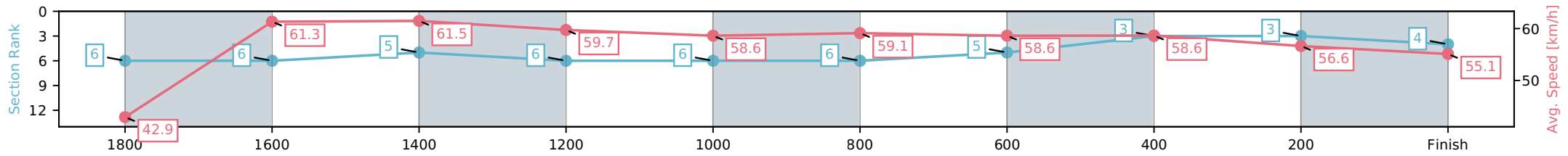
Race 7: GREAT NORTHERN BREWERY BENCHMARK 55
Handicap - 1900m



22 May 2026 - 4:34PM

Track Rating: Soft 6, Weather: Fine, Rail Position: True Entire Circuit

Section	L1900	L1800	L1600	L1400	L1200	L1000	L800	L600	L400	L200
Section Times	2:00.66 (0:09.37)	1:51.29 [6] (0:11.81)	1:39.48 [6] (0:11.91)	1:27.57 [5] (0:12.12)	1:15.45 [6] (0:12.38)	1:03.07 [6] (0:12.25)	0:50.82 [6] (0:12.47)	0:38.35 [5] (0:12.33)	0:26.02 [3] (0:12.90)	0:13.12 [3] (0:13.12)
Average Speed [km/h]	42.9	61.3	61.5	59.7	58.6	59.1	58.6	58.6	56.6	55.1
Top Speed [km/h]	57.8	62.3	62.0	61.9	59.6	60.4	59.2	59.7	58.5	56.4
Avg. Dist. to Rail [m]	9.1	2.8	2.1	1.9	1.3	1.5	2.5	3.0	1.7	4.2
Avg. Stride Freq. [Hz]	2.3	2.3	2.3	2.2	2.2	2.2	2.2	2.2	2.2	2.2
Avg. Stride Length [m]	5.9	7.4	7.5	7.6	7.5	7.6	7.5	7.4	7.3	7.2



[] Ranking at each section and finish
 -:-:- No data available at this section
 NA No data available

Horse/Jockey Name	Captain Eagle/Bailey Wheeler
Finish Rank	5
Fastest Section Time (Section)	0:11.58 (1800-1600)
Top Speed [km/h] (Section)	63.0 (1800-1600)
Race State	Finished



Kilcoy QLD --Professional-2026-05-22

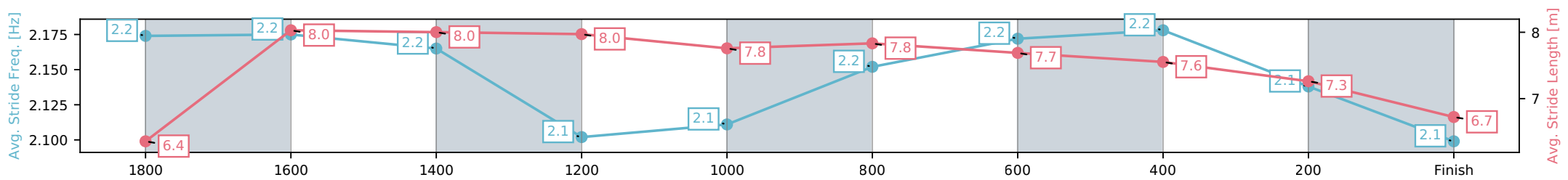
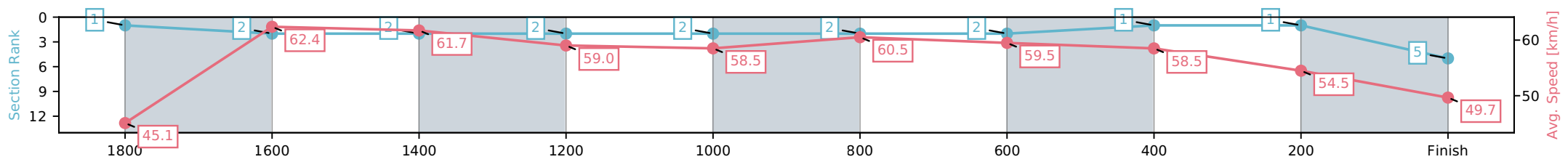
Race 7: GREAT NORTHERN BREWERY BENCHMARK 55
Handicap - 1900m



22 May 2026 - 4:34PM

Track Rating: Soft 6, Weather: Fine, Rail Position: True Entire Circuit

Section	L1900	L1800	L1600	L1400	L1200	L1000	L800	L600	L400	L200
Section Times	2:01.11 (0:08.93)	1:52.18 [1] (0:11.58)	1:40.60 [2] (0:11.73)	1:28.87 [2] (0:12.20)	1:16.67 [2] (0:12.36)	1:04.31 [2] (0:11.96)	0:52.34 [2] (0:12.28)	0:40.07 [2] (0:12.32)	0:27.75 [1] (0:13.26)	0:14.48 [1] (0:14.48)
Average Speed [km/h]	45.1	62.4	61.7	59.0	58.5	60.5	59.5	58.5	54.5	49.7
Top Speed [km/h]	60.5	63.0	62.6	60.8	61.2	61.6	60.3	58.9	57.9	52.2
Avg. Dist. to Rail [m]	7.6	2.0	0.9	1.2	0.8	1.8	1.9	1.4	0.5	1.2
Avg. Stride Freq. [Hz]	2.2	2.2	2.2	2.1	2.1	2.2	2.2	2.2	2.1	2.1
Avg. Stride Length [m]	6.4	8.0	8.0	8.0	7.8	7.8	7.7	7.6	7.3	6.7



[] Ranking at each section and finish
 -:-:- No data available at this section
 NA No data available

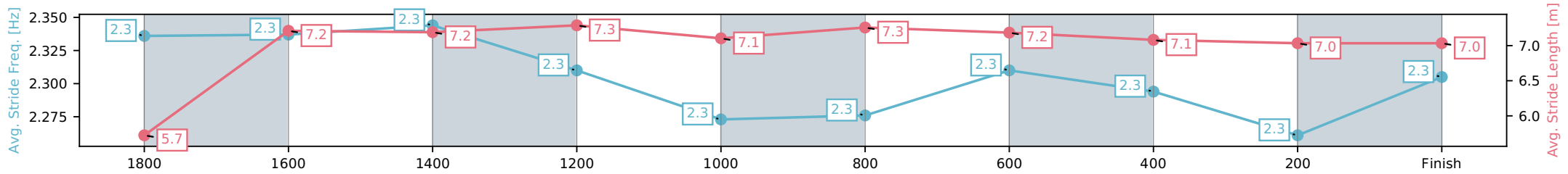
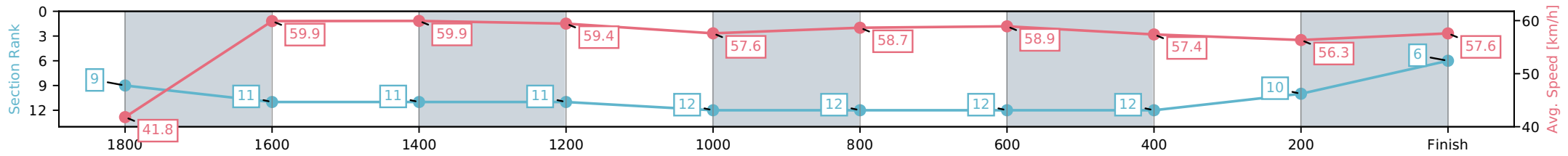
Horse/Jockey Name	Likeabeel/Julie Busuttin
Finish Rank	6
Fastest Section Time (Section)	0:12.03 (1600-1400)
Top Speed [km/h] (Section)	60.7 (1400-1200)
Race State	Finished



Kilcoy QLD --Professional-2026-05-22
 Race 7: GREAT NORTHERN BREWERY BENCHMARK 55
 Handicap - 1900m
 22 May 2026 - 4:34PM
 Track Rating: Soft 6, Weather: Fine, Rail Position: True Entire Circuit



Section	L1900	L1800	L1600	L1400	L1200	L1000	L800	L600	L400	L200
Section Times	2:01.26 (0:09.65)	1:51.61 [9] (0:12.07)	1:39.54 [11] (0:12.03)	1:27.50 [11] (0:12.17)	1:15.34 [11] (0:12.65)	1:02.68 [12] (0:12.35)	0:50.33 [12] (0:12.30)	0:38.03 [12] (0:12.53)	0:25.50 [12] (0:12.88)	0:12.62 [10] (0:12.62)
Average Speed [km/h]	41.8	59.9	59.9	59.4	57.6	58.7	58.9	57.4	56.3	57.6
Top Speed [km/h]	58.6	60.5	60.3	60.7	59.6	59.9	59.3	58.3	56.8	58.6
Avg. Dist. to Rail [m]	6.2	1.8	0.6	1.4	2.0	2.2	1.0	0.4	1.1	4.7
Avg. Stride Freq. [Hz]	2.3	2.3	2.3	2.3	2.3	2.3	2.3	2.3	2.3	2.3
Avg. Stride Length [m]	5.7	7.2	7.2	7.3	7.1	7.3	7.2	7.1	7.0	7.0



[] Ranking at each section and finish
 -:-:- No data available at this section
 NA No data available

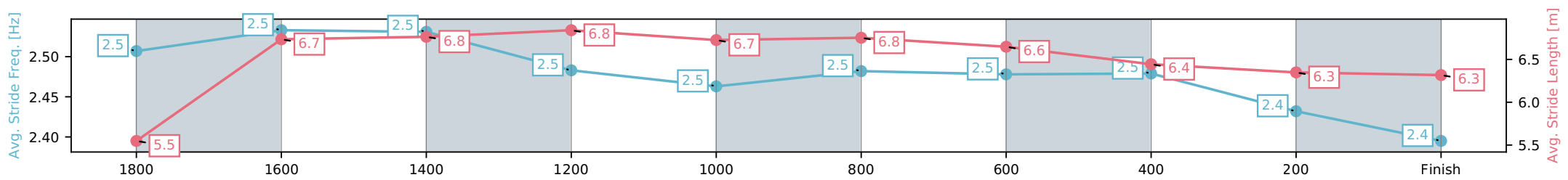
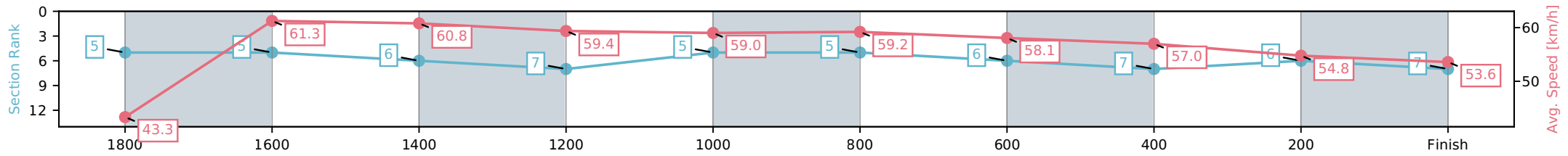
Horse/Jockey Name	Sly Corner/Micheal Hellyer
Finish Rank	7
Fastest Section Time (Section)	0:11.80 (1800-1600)
Top Speed [km/h] (Section)	61.9 (1600-1400)
Race State	Finished



Kilcoy QLD --Professional-2026-05-22
 Race 7: GREAT NORTHERN BREWERY BENCHMARK 55
 Handicap - 1900m
 22 May 2026 - 4:34PM
 Track Rating: Soft 6, Weather: Fine, Rail Position: True Entire Circuit



Section	L1900	L1800	L1600	L1400	L1200	L1000	L800	L600	L400	L200
Section Times	2:01.76 (0:09.30)	1:52.46 [5] (0:11.80)	1:40.66 [5] (0:12.02)	1:28.64 [6] (0:12.17)	1:16.47 [7] (0:12.29)	1:04.18 [5] (0:12.24)	0:51.93 [5] (0:12.60)	0:39.33 [6] (0:12.68)	0:26.66 [7] (0:13.24)	0:13.42 [6] (0:13.42)
Average Speed [km/h]	43.3	61.3	60.8	59.4	59.0	59.2	58.1	57.0	54.8	53.6
Top Speed [km/h]	58.7	61.9	61.9	61.9	59.5	60.5	58.7	57.8	56.4	54.7
Avg. Dist. to Rail [m]	5.7	1.1	2.2	1.8	1.2	1.9	2.7	1.8	0.8	1.9
Avg. Stride Freq. [Hz]	2.5	2.5	2.5	2.5	2.5	2.5	2.5	2.5	2.4	2.4
Avg. Stride Length [m]	5.5	6.7	6.8	6.8	6.7	6.8	6.6	6.4	6.3	6.3



[] Ranking at each section and finish
 -:-:- No data available at this section
 NA No data available

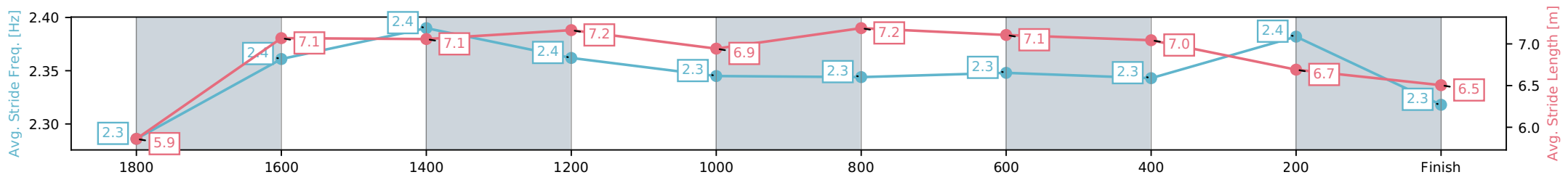
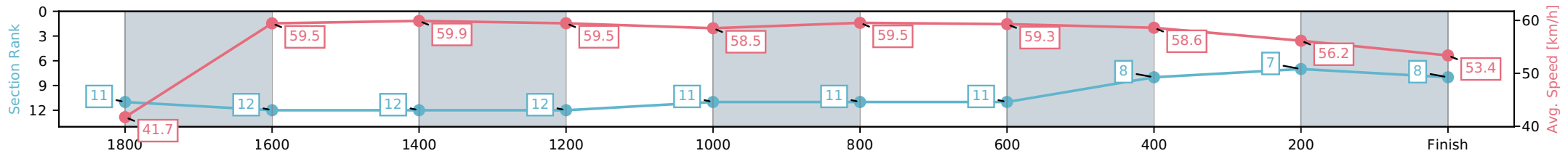
Horse/Jockey Name	Hell Follows/Les Tilley
Finish Rank	8
Fastest Section Time (Section)	0:12.05 (1600-1400)
Top Speed [km/h] (Section)	61.5 (1400-1200)
Race State	Finished



Kilcoy QLD --Professional-2026-05-22
 Race 7: GREAT NORTHERN BREWERY BENCHMARK 55
 Handicap - 1900m
 22 May 2026 - 4:34PM
 Track Rating: Soft 6, Weather: Fine, Rail Position: True Entire Circuit



Section	L1900	L1800	L1600	L1400	L1200	L1000	L800	L600	L400	L200
Section Times	2:01.82 (0:09.70)	1:52.12 [11] (0:12.17)	1:39.95 [12] (0:12.05)	1:27.90 [12] (0:12.10)	1:15.80 [12] (0:12.38)	1:03.43 [11] (0:12.19)	0:51.24 [11] (0:12.34)	0:38.90 [11] (0:12.31)	0:26.58 [8] (0:13.11)	0:13.47 [7] (0:13.47)
Average Speed [km/h]	41.7	59.5	59.9	59.5	58.5	59.5	59.3	58.6	56.2	53.4
Top Speed [km/h]	56.9	60.0	60.9	61.5	61.4	60.5	60.1	58.9	58.5	55.0
Avg. Dist. to Rail [m]	8.2	2.7	0.5	0.7	0.9	2.3	2.3	2.7	3.0	3.5
Avg. Stride Freq. [Hz]	2.3	2.4	2.4	2.4	2.3	2.3	2.3	2.3	2.4	2.3
Avg. Stride Length [m]	5.9	7.1	7.1	7.2	6.9	7.2	7.1	7.0	6.7	6.5



[] Ranking at each section and finish
 -:-:- No data available at this section
 NA No data available

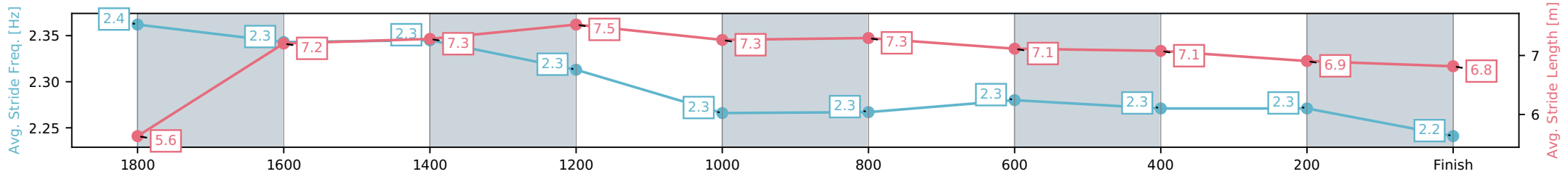
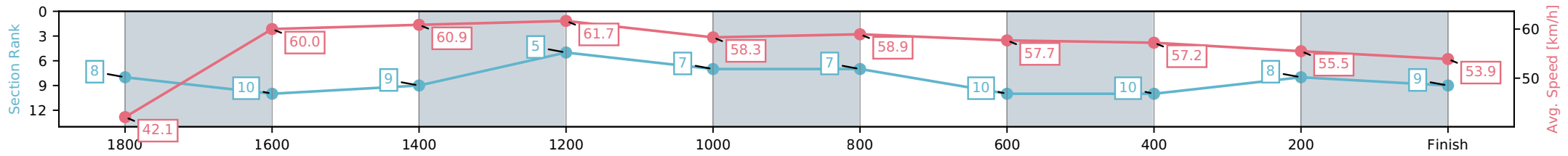
Horse/Jockey Name	Kenshin Maru/Paul Hamblin
Finish Rank	9
Fastest Section Time (Section)	0:11.70 (1400-1200)
Top Speed [km/h] (Section)	63.3 (1400-1200)
Race State	Finished



Kilcoy QLD --Professional-2026-05-22
 Race 7: GREAT NORTHERN BREWERY BENCHMARK 55
 Handicap - 1900m
 22 May 2026 - 4:34PM
 Track Rating: Soft 6, Weather: Fine, Rail Position: True Entire Circuit



Section	L1900	L1800	L1600	L1400	L1200	L1000	L800	L600	L400	L200
Section Times	2:01.92 (0:09.59)	1:52.33 [8] (0:12.05)	1:40.28 [10] (0:11.82)	1:28.46 [9] (0:11.70)	1:16.75 [5] (0:12.45)	1:04.30 [7] (0:12.30)	0:52.00 [7] (0:12.83)	0:39.17 [10] (0:12.65)	0:26.52 [10] (0:13.18)	0:13.33 [8] (0:13.33)
Average Speed [km/h]	42.1	60.0	60.9	61.7	58.3	58.9	57.7	57.2	55.5	53.9
Top Speed [km/h]	60.1	61.4	61.9	63.3	60.2	59.8	58.3	57.8	56.9	55.1
Avg. Dist. to Rail [m]	4.4	1.6	0.4	1.4	1.4	1.8	4.0	3.4	2.1	3.0
Avg. Stride Freq. [Hz]	2.4	2.3	2.3	2.3	2.3	2.3	2.3	2.3	2.3	2.2
Avg. Stride Length [m]	5.6	7.2	7.3	7.5	7.3	7.3	7.1	7.1	6.9	6.8



[] Ranking at each section and finish
 -:-:- No data available at this section
 NA No data available

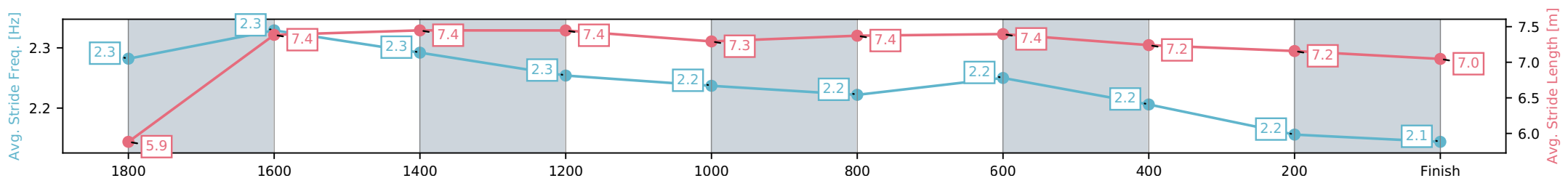
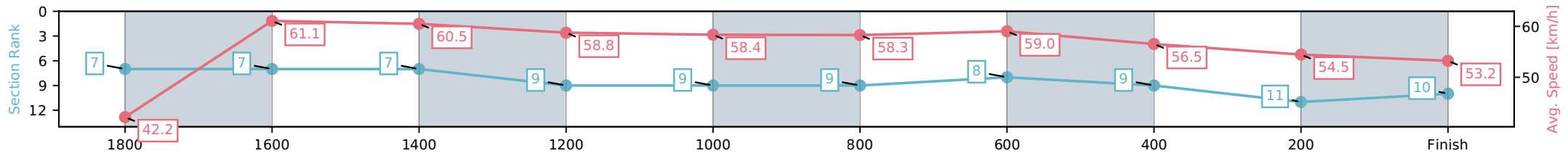
Horse/Jockey Name	Proclaimer/Kayla Johnston
Finish Rank	10
Fastest Section Time (Section)	0:11.80 (1800-1600)
Top Speed [km/h] (Section)	62.3 (1800-1600)
Race State	Finished



Kilcoy QLD --Professional-2026-05-22
 Race 7: GREAT NORTHERN BREWERY BENCHMARK 55
 Handicap - 1900m
 22 May 2026 - 4:34PM
 Track Rating: Soft 6, Weather: Fine, Rail Position: True Entire Circuit



Section	L1900	L1800	L1600	L1400	L1200	L1000	L800	L600	L400	L200
Section Times	2:02.29 (0:09.55)	1:52.74 [7] (0:11.80)	1:40.94 [7] (0:11.93)	1:29.01 [7] (0:12.29)	1:16.72 [9] (0:12.39)	1:04.33 [9] (0:12.35)	0:51.98 [9] (0:12.26)	0:39.72 [8] (0:12.75)	0:26.97 [9] (0:13.37)	0:13.60 [11] (0:13.60)
Average Speed [km/h]	42.2	61.1	60.5	58.8	58.4	58.3	59.0	56.5	54.5	53.2
Top Speed [km/h]	60.9	62.3	61.2	61.8	59.6	59.3	60.2	57.3	56.1	53.7
Avg. Dist. to Rail [m]	2.9	0.4	0.6	0.8	0.5	0.5	0.7	1.4	1.6	3.4
Avg. Stride Freq. [Hz]	2.3	2.3	2.3	2.3	2.2	2.2	2.2	2.2	2.2	2.1
Avg. Stride Length [m]	5.9	7.4	7.4	7.4	7.3	7.4	7.4	7.2	7.2	7.0



[] Ranking at each section and finish
 -:-:- No data available at this section
 NA No data available

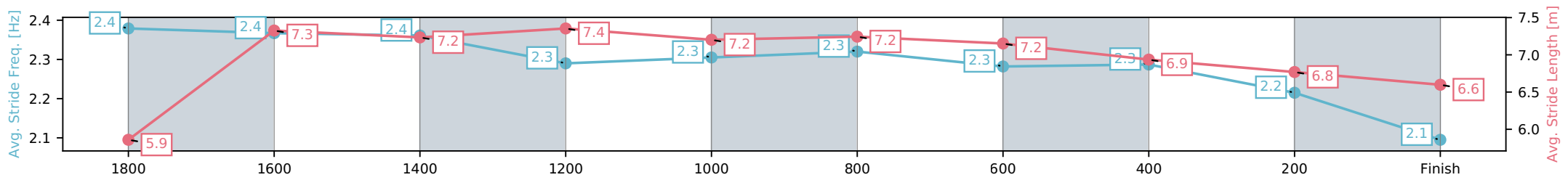
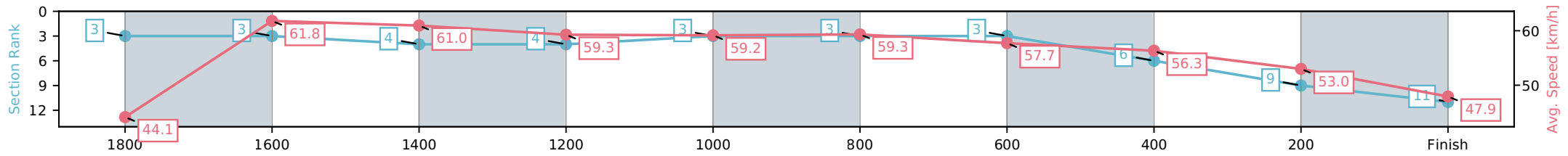
Horse/Jockey Name	Oakfield Eagle/Wayne O'Connell
Finish Rank	11
Fastest Section Time (Section)	0:11.71 (1800-1600)
Top Speed [km/h] (Section)	62.5 (1800-1600)
Race State	Finished



Kilcoy QLD --Professional-2026-05-22
 Race 7: GREAT NORTHERN BREWERY BENCHMARK 55
 Handicap - 1900m
 22 May 2026 - 4:34PM
 Track Rating: Soft 6, Weather: Fine, Rail Position: True Entire Circuit



Section	L1900	L1800	L1600	L1400	L1200	L1000	L800	L600	L400	L200
Section Times	2:03.62 (0:09.11)	1:54.51 [3] (0:11.71)	1:42.80 [3] (0:11.95)	1:30.85 [4] (0:12.20)	1:18.65 [4] (0:12.30)	1:06.35 [3] (0:12.21)	0:54.13 [3] (0:12.76)	0:41.38 [3] (0:12.82)	0:28.56 [6] (0:13.55)	0:15.01 [9] (0:15.01)
Average Speed [km/h]	44.1	61.8	61.0	59.3	59.2	59.3	57.7	56.3	53.0	47.9
Top Speed [km/h]	60.4	62.5	62.0	61.2	59.5	60.8	58.2	56.9	55.6	50.8
Avg. Dist. to Rail [m]	5.3	1.6	1.7	1.8	1.8	2.3	3.2	1.4	0.7	1.3
Avg. Stride Freq. [Hz]	2.4	2.4	2.4	2.3	2.3	2.3	2.3	2.3	2.2	2.1
Avg. Stride Length [m]	5.9	7.3	7.2	7.4	7.2	7.2	7.2	6.9	6.8	6.6



[] Ranking at each section and finish
 -.-.- No data available at this section
 NA No data available

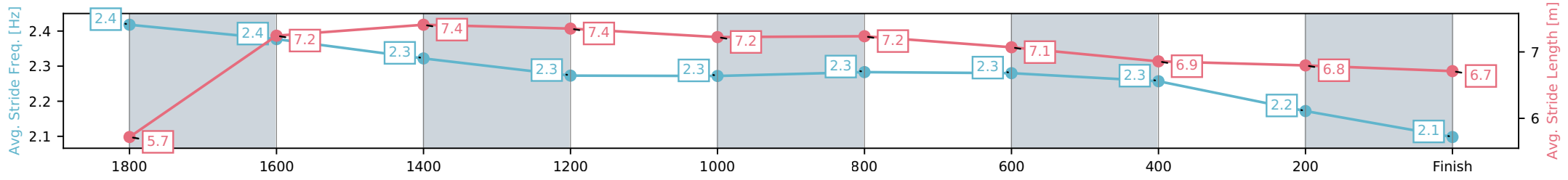
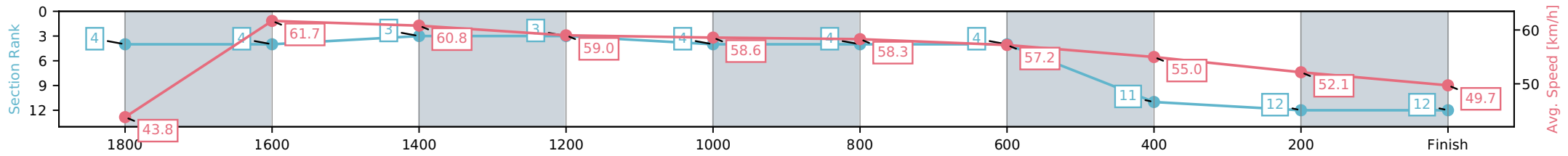
Horse/Jockey Name	Kneze/Kenji Yoshida
Finish Rank	12
Fastest Section Time (Section)	0:11.70 (1800-1600)
Top Speed [km/h] (Section)	62.1 (1800-1600)
Race State	Finished



Kilcoy QLD --Professional-2026-05-22
 Race 7: GREAT NORTHERN BREWERY BENCHMARK 55
 Handicap - 1900m
 22 May 2026 - 4:34PM
 Track Rating: Soft 6, Weather: Fine, Rail Position: True Entire Circuit



Section	L1900	L1800	L1600	L1400	L1200	L1000	L800	L600	L400	L200
Section Times	2:03.76 (0:09.16)	1:54.60 [4] (0:11.70)	1:42.89 [4] (0:11.88)	1:31.02 [3] (0:12.20)	1:18.81 [3] (0:12.34)	1:06.48 [4] (0:12.37)	0:54.11 [4] (0:12.65)	0:41.46 [4] (0:13.12)	0:28.34 [11] (0:13.84)	0:14.50 [12] (0:14.50)
Average Speed [km/h]	43.8	61.7	60.8	59.0	58.6	58.3	57.2	55.0	52.1	49.7
Top Speed [km/h]	59.7	62.1	61.5	61.2	59.6	59.9	58.2	56.4	54.0	51.1
Avg. Dist. to Rail [m]	2.8	0.6	0.6	0.8	0.6	0.7	0.8	0.6	0.5	2.5
Avg. Stride Freq. [Hz]	2.4	2.4	2.3	2.3	2.3	2.3	2.3	2.3	2.2	2.1
Avg. Stride Length [m]	5.7	7.2	7.4	7.4	7.2	7.2	7.1	6.9	6.8	6.7



[] Ranking at each section and finish
 -:-:- No data available at this section
 NA No data available