



Mackay QLD

Race 1: LADBROKES BLACKBOOK QTIS Two-Year-Old Handicap - 1050m

23 May 2026 - 12:35PM

Track Rating: Good 4, Weather: Fine, Rail Position: True Entire Circuit



MACKAY TURF CLUB

Ooralea Racecourse

Field Times (Race Tempo) 1:00.25 0:55.65 0:44.77 0:34.18 0:22.91 0:11.69
 (0:04.60) (0:10.88) (0:10.58) (0:11.27) (0:11.22) (0:11.69)

Rank	TAB#	Horse	Overall Time	First 400m	Top Speed km/h (Section)	L1050	L1000	L800	L600	L400	L200		
	(BAR#)	Jockey	Margin (DT-W)	Last 600m	Fastest Section (Time)	Start - 1000	1000 - 800	800 - 600	600 - 400	400 - 200	200 - Finish		
1	4	Bowdene	1:00.25	0:23.67	70.1 (800-600)	1:00.25	0:55.51 [3]	0:44.38 [5]	0:33.81 [5]	0:22.56 [4]	0:11.54 [3]		
	(5)	Chris McIver		0:33.81	800-600 (0:10.58)	(0:04.74)	(0:11.12)	(0:10.58)	(0:11.25)	(0:11.02)	(0:11.54)		
2	1	On The Clock	1:00.52	0:23.48	70.8 (800-600)	1:00.52	0:55.88 [2]	0:44.83 [2]	0:34.30 [2]	0:22.88 [3]	0:11.96 [1]		
	(3)	Ryan Wiggins	1.6L (+4)	0:34.30	800-600 (0:10.53)	(0:04.64)	(0:11.05)	(0:10.53)	(0:11.42)	(0:10.92)	(0:11.96)		
3	2	Alberta Bound	1:00.54	0:23.69	69.9 (1000-800)	1:00.54	0:55.73 [5]	0:44.75 [4]	0:34.20 [4]	0:23.09 [2]	0:11.72 [4]		
	(1)	Aidan Holt	1.7L (-6)	0:34.20	800-600 (0:10.55)	(0:04.81)	(0:10.98)	(0:10.55)	(0:11.11)	(0:11.37)	(0:11.72)		
4	5	I'lltellyouanytime	1:00.60	0:23.37	69.4 (800-600)	1:00.60	0:56.00 [1]	0:45.12 [1]	0:34.53 [1]	0:23.26 [1]	0:11.99 [2]		
	(4)	Chelsea Jokic	2.0L (-2)	0:34.53	800-600 (0:10.58)	(0:04.60)	(0:10.88)	(0:10.58)	(0:11.27)	(0:11.27)	(0:11.99)		
5	3	Dub Stepping	1:00.74	0:23.83	70.3 (800-600)	1:00.74	0:55.90 [6]	0:44.82 [6]	0:34.16 [6]	0:23.00 [5]	0:11.74 [5]		
	(2)	Warwick Satherley	2.9L (-5)	0:34.16	800-600 (0:10.65)	(0:04.84)	(0:11.08)	(0:10.65)	(0:11.17)	(0:11.25)	(0:11.74)		
6	7	Umpqua	1:03.51	0:23.47	71.0 (1000-800)	1:03.51	0:58.74 [4]	0:47.76 [3]	0:37.29 [3]	0:25.63 [6]	0:13.14 [6]		
	(6)	Raul Silvera Olivera	19.2L (+4)	0:37.29	800-600 (0:10.47)	(0:04.78)	(0:10.98)	(0:10.47)	(0:11.66)	(0:12.49)	(0:13.14)		

Scratched: Long Tall James (#6)

Report Created: Sat 23 May 2026

(Note: Races are conducted over an approximate distance as close as possible to the advertised distance, and recorded data may vary accordingly. Official times refer to race times only and do not include handicap times.)

[] Position in running at each section and finish TAB# Saddle cloth number

-:-:- No data available at this section

NA No data available

DNT Did not track

BAR# Barrier/Gate Position

DNF Did not finish

DT-W Distance travelled compared to winner in metres

Fastest split

Fastest section

data processed by TRIPLESDATA

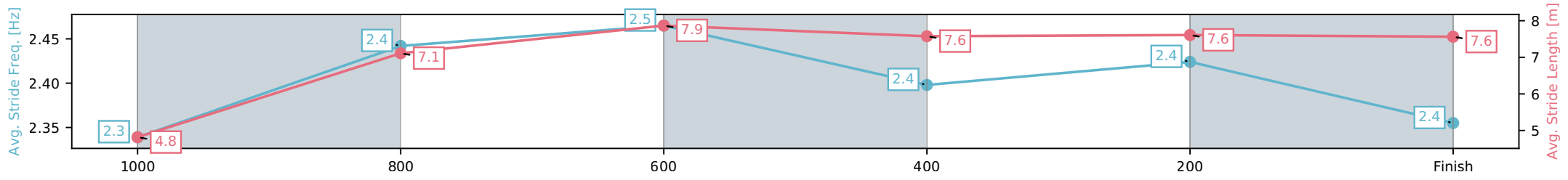
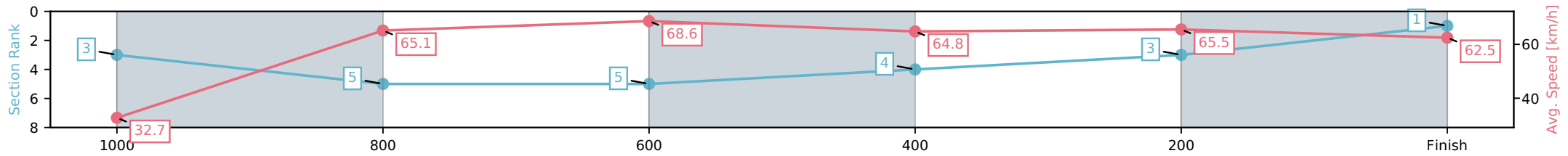
Horse/Jockey Name	Bowdene/Chris McIver
Finish Rank	1
Fastest Section Time (Section)	0:10.58 (800-600)
Top Speed [km/h] (Section)	70.1 (800-600)
Race State	Finished



Mackay QLD --Professional-2026-05-23
 Race 1: LADBROKES BLACKBOOK QTIS Two-Year-Old Handicap - 1050m
 23 May 2026 - 12:35PM
 Track Rating: Good 4, Weather: Fine, Rail Position: True Entire Circuit



Section	L1050	L800	L600	L400	L200	L0
Section Times	1:00.25 (0:04.74)	0:55.51 [3] (0:11.12)	0:44.38 [5] (0:10.58)	0:33.81 [5] (0:11.25)	0:22.56 [4] (0:11.02)	0:11.54 [3] (0:11.54)
Average Speed [km/h]	32.7	65.1	68.6	64.8	65.5	62.5
Top Speed [km/h]	51.6	70.0	70.1	66.7	66.3	65.7
Avg. Dist. to Rail [m]	1.2	2.8	2.4	1.6	2.3	2.5
Avg. Stride Freq. [Hz]	2.3	2.4	2.5	2.4	2.4	2.4
Avg. Stride Length [m]	4.8	7.1	7.9	7.6	7.6	7.6



[] Ranking at each section and finish
 -.-.- No data available at this section
 NA No data available

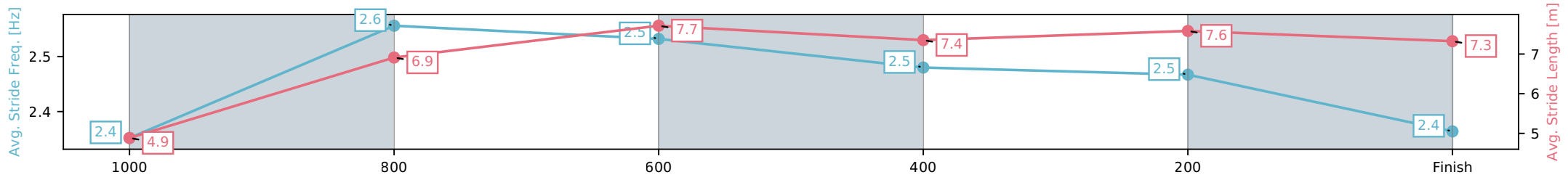
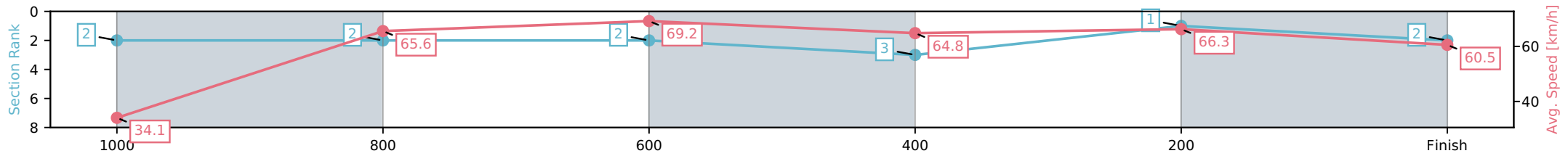
Horse/Jockey Name	On The Clock/Ryan Wiggins
Finish Rank	2
Fastest Section Time (Section)	0:10.53 (800-600)
Top Speed [km/h] (Section)	70.8 (800-600)
Race State	Finished



Mackay QLD --Professional-2026-05-23
 Race 1: LADBROKES BLACKBOOK QTIS Two-Year-Old Handicap - 1050m
 23 May 2026 - 12:35PM
 Track Rating: Good 4, Weather: Fine, Rail Position: True Entire Circuit



Section	L1050	L800	L600	L400	L200	L0
Section Times	1:00.52 (0:04.64)	0:55.88 [2] (0:11.05)	0:44.83 [2] (0:10.53)	0:34.30 [2] (0:11.42)	0:22.88 [3] (0:10.92)	0:11.96 [1] (0:11.96)
Average Speed [km/h]	34.1	65.6	69.2	64.8	66.3	60.5
Top Speed [km/h]	52.8	70.5	70.8	66.7	67.2	63.7
Avg. Dist. to Rail [m]	1.0	2.7	3.4	3.8	1.5	1.2
Avg. Stride Freq. [Hz]	2.4	2.6	2.5	2.5	2.5	2.4
Avg. Stride Length [m]	4.9	6.9	7.7	7.4	7.6	7.3



[] Ranking at each section and finish
 -.-.- No data available at this section
 NA No data available

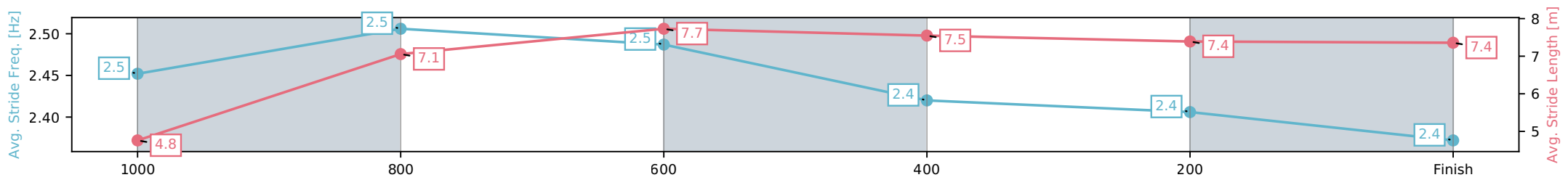
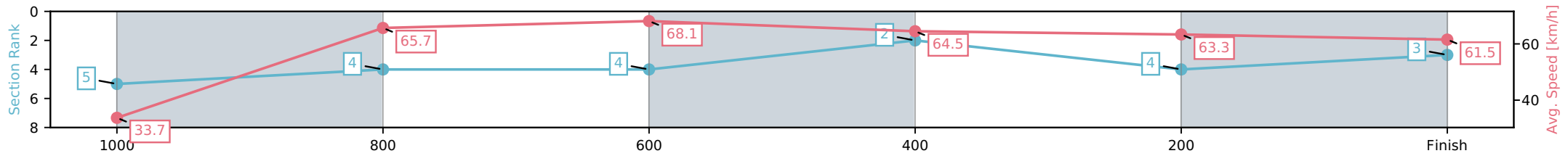
Horse/Jockey Name	Alberta Bound/Aidan Holt
Finish Rank	3
Fastest Section Time (Section)	0:10.55 (800-600)
Top Speed [km/h] (Section)	69.9 (1000-800)
Race State	Finished



Mackay QLD --Professional-2026-05-23
 Race 1: LADBROKES BLACKBOOK QTIS Two-Year-Old Handicap - 1050m
 23 May 2026 - 12:35PM
 Track Rating: Good 4, Weather: Fine, Rail Position: True Entire Circuit



Section	L1050	L800	L600	L400	L200	L0
Section Times	1:00.54 (0:04.81)	0:55.73 [5] (0:10.98)	0:44.75 [4] (0:10.55)	0:34.20 [4] (0:11.11)	0:23.09 [2] (0:11.37)	0:11.72 [4] (0:11.72)
Average Speed [km/h]	33.7	65.7	68.1	64.5	63.3	61.5
Top Speed [km/h]	52.3	69.9	69.2	66.6	64.1	63.3
Avg. Dist. to Rail [m]	2.0	0.7	0.4	0.9	0.6	1.8
Avg. Stride Freq. [Hz]	2.5	2.5	2.5	2.4	2.4	2.4
Avg. Stride Length [m]	4.8	7.1	7.7	7.5	7.4	7.4



[] Ranking at each section and finish
 -:-:- No data available at this section
 NA No data available

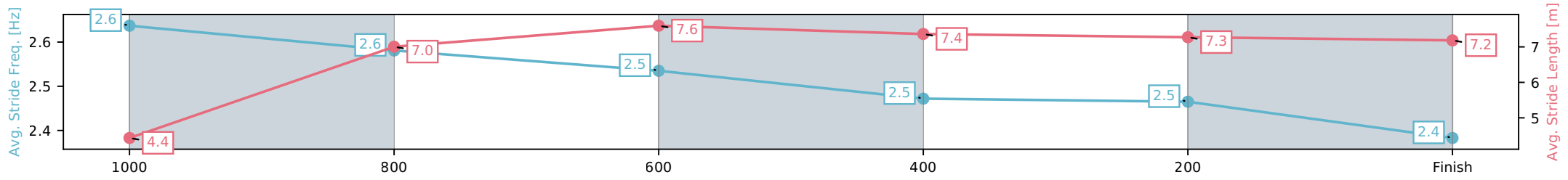
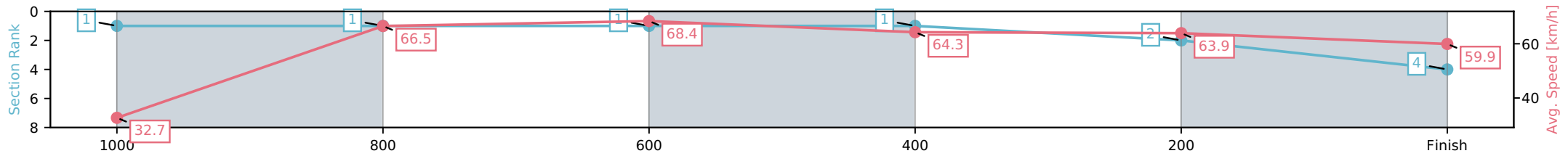
Horse/Jockey Name	I'lltellyouanytime/Chelsea Jokic
Finish Rank	4
Fastest Section Time (Section)	0:10.58 (800-600)
Top Speed [km/h] (Section)	69.4 (800-600)
Race State	Finished



Mackay QLD --Professional-2026-05-23
 Race 1: LADBROKES BLACKBOOK QTIS Two-Year-Old Handicap - 1050m
 23 May 2026 - 12:35PM
 Track Rating: Good 4, Weather: Fine, Rail Position: True Entire Circuit



Section	L1050	L800	L600	L400	L200	L0
Section Times	1:00.60 (0:04.60)	0:56.00 [1] (0:10.88)	0:45.12 [1] (0:10.58)	0:34.53 [1] (0:11.27)	0:23.26 [1] (0:11.27)	0:11.99 [2] (0:11.99)
Average Speed [km/h]	32.7	66.5	68.4	64.3	63.9	59.9
Top Speed [km/h]	54.2	69.1	69.4	66.4	64.5	63.5
Avg. Dist. to Rail [m]	0.7	2.0	1.4	0.8	0.6	0.6
Avg. Stride Freq. [Hz]	2.6	2.6	2.5	2.5	2.5	2.4
Avg. Stride Length [m]	4.4	7.0	7.6	7.4	7.3	7.2



[] Ranking at each section and finish
 -.-.- No data available at this section
 NA No data available

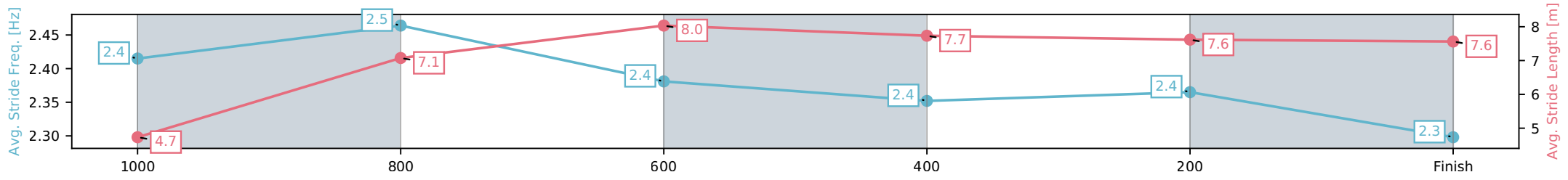
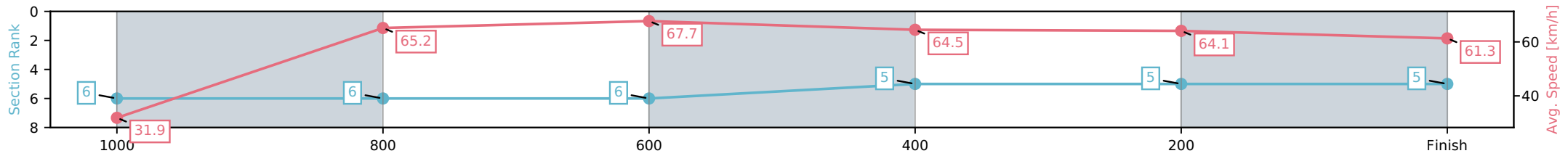
Horse/Jockey Name	Dub Stepping/Warwick Satherley
Finish Rank	5
Fastest Section Time (Section)	0:10.65 (800-600)
Top Speed [km/h] (Section)	70.3 (800-600)
Race State	Finished



Mackay QLD --Professional-2026-05-23
 Race 1: LADBROKES BLACKBOOK QTIS Two-Year-Old Handicap - 1050m
 23 May 2026 - 12:35PM
 Track Rating: Good 4, Weather: Fine, Rail Position: True Entire Circuit



Section	L1050	L800	L600	L400	L200	L0
Section Times	1:00.74 (0:04.84)	0:55.90 [6] (0:11.08)	0:44.82 [6] (0:10.65)	0:34.16 [6] (0:11.17)	0:23.00 [5] (0:11.25)	0:11.74 [5] (0:11.74)
Average Speed [km/h]	31.9	65.2	67.7	64.5	64.1	61.3
Top Speed [km/h]	49.5	69.5	70.3	66.4	64.7	64.0
Avg. Dist. to Rail [m]	1.1	1.5	1.0	0.3	1.3	2.9
Avg. Stride Freq. [Hz]	2.4	2.5	2.4	2.4	2.4	2.3
Avg. Stride Length [m]	4.7	7.1	8.0	7.7	7.6	7.6



[] Ranking at each section and finish
 -:-:- No data available at this section
 NA No data available

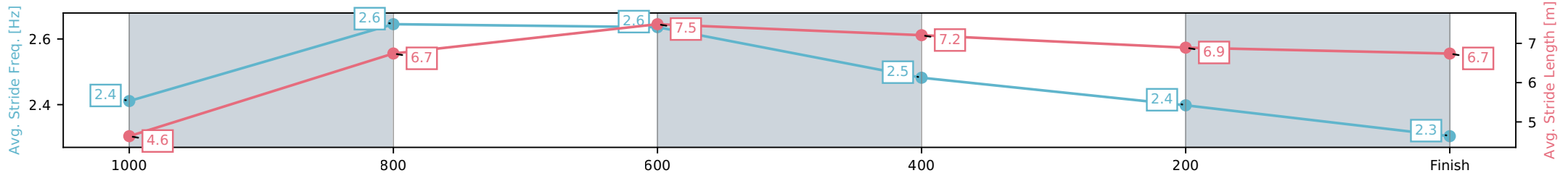
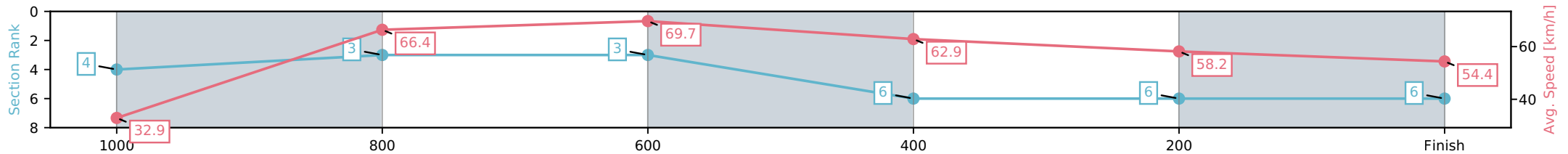
Horse/Jockey Name	Umpqua/Raul Silvera Olivera
Finish Rank	6
Fastest Section Time (Section)	0:10.47 (800-600)
Top Speed [km/h] (Section)	71.0 (1000-800)
Race State	Finished



Mackay QLD --Professional-2026-05-23
 Race 1: LADBROKES BLACKBOOK QTIS Two-Year-Old Handicap - 1050m
 23 May 2026 - 12:35PM
 Track Rating: Good 4, Weather: Fine, Rail Position: True Entire Circuit



Section	L1050	L800	L600	L400	L200	L0
Section Times	1:03.51 (0:04.78)	0:58.74 [4] (0:10.98)	0:47.76 [3] (0:10.47)	0:37.29 [3] (0:11.66)	0:25.63 [6] (0:12.49)	0:13.14 [6] (0:13.14)
Average Speed [km/h]	32.9	66.4	69.7	62.9	58.2	54.4
Top Speed [km/h]	52.5	71.0	70.9	65.7	59.8	56.9
Avg. Dist. to Rail [m]	3.1	4.8	4.3	2.5	3.7	2.1
Avg. Stride Freq. [Hz]	2.4	2.6	2.6	2.5	2.4	2.3
Avg. Stride Length [m]	4.6	6.7	7.5	7.2	6.9	6.7



- [] Ranking at each section and finish
- :-:- No data available at this section
- NA No data available



Mackay QLD

Race 2: LADBROKES HOSTED POTS Maiden Plate (QTIS bonuses applicable 2&3YO's only) - 1200m

23 May 2026 - 1:09PM



MACKAY TURF CLUB

Ooralea Racecourse

Track Rating: Good 4, Weather: Fine, Rail Position: True Entire Circuit

Field Times (Race Tempo) 1:10.88 0:57.38 0:46.34 0:35.02 0:23.15 0:11.77
 (0:13.49) (0:11.04) (0:11.32) (0:11.87) (0:11.39) (0:11.77)

Rank	TAB#	Horse	Overall Time	First 400m	Top Speed km/h (Section)	L1200	L1000	L800	L600	L400	L200		
	(BAR#)	Jockey	Margin (DT-W)	Last 600m	Fastest Section (Time)	Start - 1000	1000 - 800	800 - 600	600 - 400	400 - 200	200 - Finish		
1	9	Stylish Diamond	1:10.88	0:24.78	66.0 (1000-800)	1:10.88	0:57.16 [3]	0:46.10 [3]	0:34.72 [3]	0:23.15 [1]	0:11.76 [1]		
	(1)	Chris McIver		0:34.72	1000-800 (0:11.06)	(0:13.72)	(0:11.06)	(0:11.38)	(0:11.57)	(0:11.39)	(0:11.76)		
2	2	Capricornus	1:11.07	0:24.54	66.2 (1200 - 1000)	1:11.07	0:57.58 [1]	0:46.53 [1]	0:35.21 [1]	0:23.26 [2]	0:11.89 [2]		
	(8)	Raul Silvera Olivera	1.1L (+3)	0:35.21	1000-800 (0:11.04)	(0:13.50)	(0:11.04)	(0:11.32)	(0:11.95)	(0:11.37)	(0:11.89)		
3	1	Agnar	1:11.24	0:25.15	65.3 (1000-800)	1:11.24	0:57.35 [6]	0:46.09 [6]	0:34.60 [7]	0:22.96 [7]	0:11.48 [7]		
	(4)	Warwick Satherley	2.1L (+0)	0:34.60	1000-800 (0:11.26)	(0:13.89)	(0:11.26)	(0:11.49)	(0:11.64)	(0:11.48)	(0:11.48)		
4	5	Sound The Bugle	1:11.25	0:24.94	65.2 (1000-800)	1:11.25	0:57.60 [2]	0:46.31 [4]	0:34.80 [5]	0:23.01 [6]	0:11.68 [3]		
	(5)	Chelsea Jokic	2.2L (+0)	0:34.80	1000-800 (0:11.29)	(0:13.65)	(0:11.29)	(0:11.51)	(0:11.79)	(0:11.33)	(0:11.68)		
5	6	Willow Capri	1:11.46	0:25.47	66.1 (1000-800)	1:11.46	0:57.28 [9]	0:45.99 [9]	0:34.51 [9]	0:22.81 [9]	0:11.57 [9]		
	(7)	Sean Cormack	3.4L (+2)	0:34.51	400-200 (0:11.24)	(0:14.18)	(0:11.29)	(0:11.48)	(0:11.70)	(0:11.24)	(0:11.57)		
6	8	Madame Doubtfire	1:11.56	0:25.31	65.9 (1200 - 1000)	1:11.56	0:57.50 [8]	0:46.24 [8]	0:34.83 [8]	0:23.24 [8]	0:11.85 [6]		
	(3)	Adam Sewell	4.0L (-1)	0:34.83	1000-800 (0:11.25)	(0:14.06)	(0:11.25)	(0:11.41)	(0:11.59)	(0:11.39)	(0:11.85)		
7	4	Check One Two	1:11.65	0:24.69	67.6 (1000-800)	1:11.65	0:57.84 [4]	0:46.96 [2]	0:35.52 [2]	0:23.70 [3]	0:12.00 [4]		
	(6)	Leah Martyn	4.6L (+1)	0:35.52	1000-800 (0:10.88)	(0:13.81)	(0:10.88)	(0:11.45)	(0:11.82)	(0:11.70)	(0:12.00)		
8	3	John's Road	1:11.85	0:25.18	65.2 (1000-800)	1:11.85	0:58.03 [5]	0:46.67 [7]	0:35.30 [6]	0:23.71 [5]	0:12.15 [5]		
	(2)	Nathan Thomas	5.7L (+1)	0:35.30	1000-800 (0:11.36)	(0:13.82)	(0:11.36)	(0:11.37)	(0:11.60)	(0:11.55)	(0:12.15)		
9	7	Frosty Queen	1:12.30	0:25.11	65.7 (800-600)	1:12.30	0:58.40 [7]	0:47.18 [5]	0:35.91 [4]	0:24.21 [4]	0:12.42 [8]		
	(9)	Nikki Olzard	8.3L (+5)	0:35.91	1000-800 (0:11.21)	(0:13.90)	(0:11.21)	(0:11.27)	(0:11.70)	(0:11.79)	(0:12.42)		

Report Created: Sat 23 May 2026

(Note: Races are conducted over an approximate distance as close as possible to the advertised distance, and recorded data may vary accordingly. Official times refer to race times only and do not include handicap times.)

[] Position in running at each section and finish TAB# Saddle cloth number

Fastest split

:-:-- No data available at this section

BAR# Barrier/Gate Position

Fastest section

NA No data available

DNF Did not finish

DNT Did not track

DT-W Distance travelled compared to winner in metres

Horse/Jockey Name	Stylish Diamond/Chris Mclver
Finish Rank	1
Fastest Section Time (Section)	0:11.06 (1000-800)
Top Speed [km/h] (Section)	66.0 (1000-800)
Race State	Finished



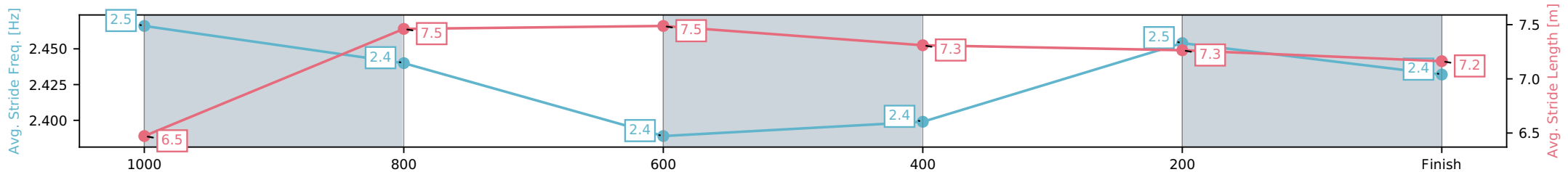
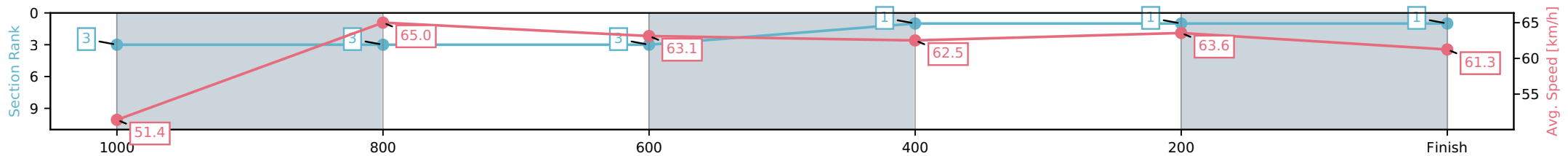
Mackay QLD --Professional-2026-05-23
 Race 2: LADBROKES HOSTED POTS Maiden Plate (QTIS bonuses applicable 2&3YO's only) - 1200m



23 May 2026 - 1:09PM

Track Rating: Good 4, Weather: Fine, Rail Position: True Entire Circuit

Section	L1200	L1000	L800	L600	L400	L200
Section Times	1:10.88 (0:13.72)	0:57.16 [3] (0:11.06)	0:46.10 [3] (0:11.38)	0:34.72 [3] (0:11.57)	0:23.15 [1] (0:11.39)	0:11.76 [1] (0:11.76)
Average Speed [km/h]	51.4	65.0	63.1	62.5	63.6	61.3
Top Speed [km/h]	64.1	66.0	64.5	63.2	64.3	64.3
Avg. Dist. to Rail [m]	1.0	0.3	0.5	1.0	3.0	3.7
Avg. Stride Freq. [Hz]	2.5	2.4	2.4	2.4	2.5	2.4
Avg. Stride Length [m]	6.5	7.5	7.5	7.3	7.3	7.2



[] Ranking at each section and finish
 -:-:- No data available at this section
 NA No data available

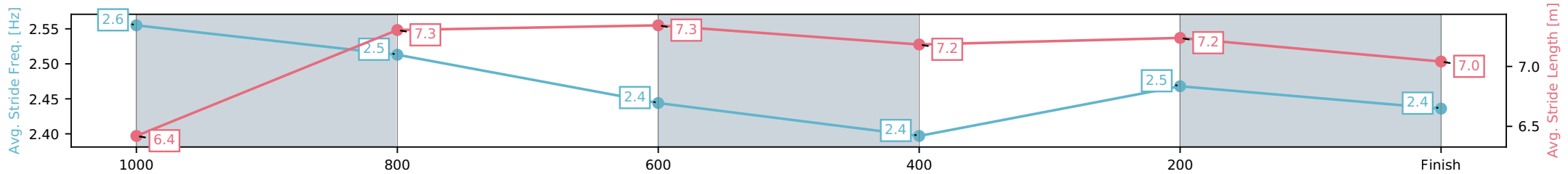
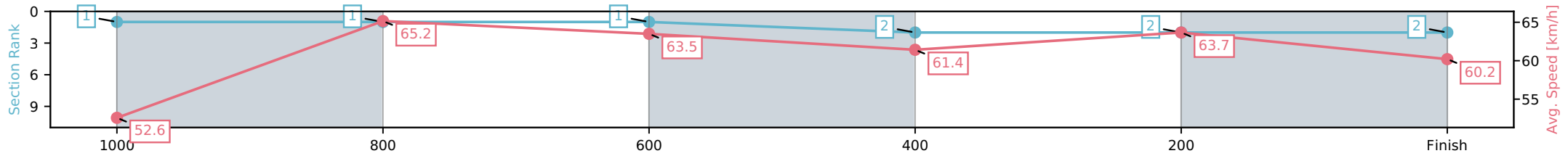
Horse/Jockey Name	Capricornus/Raul Silvera Olivera
Finish Rank	2
Fastest Section Time (Section)	0:11.04 (1000-800)
Top Speed [km/h] (Section)	66.2 (1200 - 1000)
Race State	Finished



Mackay QLD --Professional-2026-05-23
 Race 2: LADBROKES HOSTED POTS Maiden Plate (QTIS bonuses applicable 2&3YO's only) - 1200m
 23 May 2026 - 1:09PM
 Track Rating: Good 4, Weather: Fine, Rail Position: True Entire Circuit



Section	L1200	L1000	L800	L600	L400	L200
Section Times	1:11.07 (0:13.50)	0:57.58 [1] (0:11.04)	0:46.53 [1] (0:11.32)	0:35.21 [1] (0:11.95)	0:23.26 [2] (0:11.37)	0:11.89 [2] (0:11.89)
Average Speed [km/h]	52.6	65.2	63.5	61.4	63.7	60.2
Top Speed [km/h]	66.2	65.9	65.1	63.4	64.4	63.6
Avg. Dist. to Rail [m]	6.4	0.7	0.3	2.5	3.1	4.1
Avg. Stride Freq. [Hz]	2.6	2.5	2.4	2.4	2.5	2.4
Avg. Stride Length [m]	6.4	7.3	7.3	7.2	7.2	7.0



[] Ranking at each section and finish
 -.-.- No data available at this section
 NA No data available

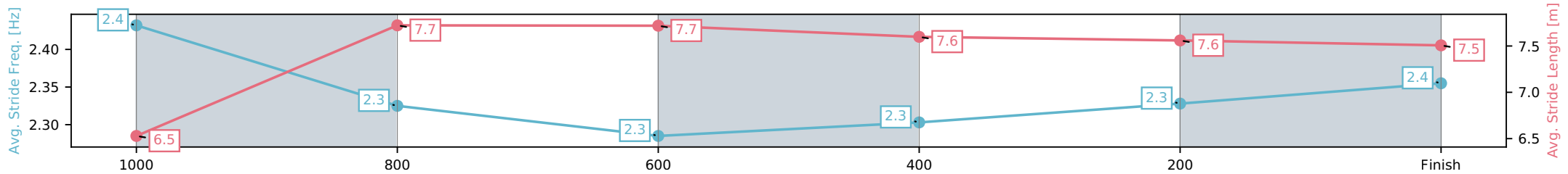
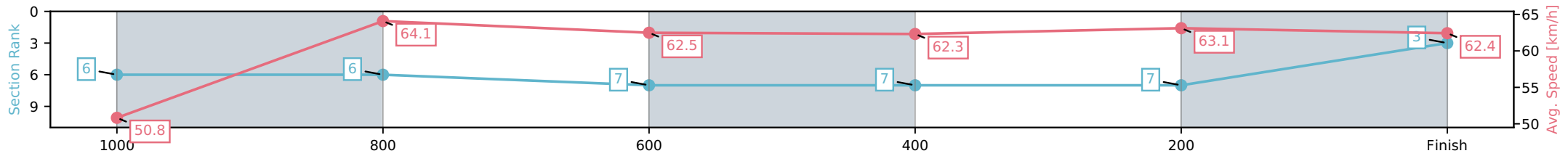
Horse/Jockey Name	Agnar/Warwick Satherley
Finish Rank	3
Fastest Section Time (Section)	0:11.26 (1000-800)
Top Speed [km/h] (Section)	65.3 (1000-800)
Race State	Finished



Mackay QLD --Professional-2026-05-23
 Race 2: LADBROKES HOSTED POTS Maiden Plate (QTIS bonuses applicable 2&3YO's only) - 1200m
 23 May 2026 - 1:09PM
 Track Rating: Good 4, Weather: Fine, Rail Position: True Entire Circuit



Section	L1200	L1000	L800	L600	L400	L200
Section Times	1:11.24 (0:13.89)	0:57.35 [6] (0:11.26)	0:46.09 [6] (0:11.49)	0:34.60 [7] (0:11.64)	0:22.96 [7] (0:11.48)	0:11.48 [7] (0:11.48)
Average Speed [km/h]	50.8	64.1	62.5	62.3	63.1	62.4
Top Speed [km/h]	64.4	65.3	64.1	63.0	64.9	64.1
Avg. Dist. to Rail [m]	3.1	0.6	0.5	1.7	3.8	4.5
Avg. Stride Freq. [Hz]	2.4	2.3	2.3	2.3	2.3	2.4
Avg. Stride Length [m]	6.5	7.7	7.7	7.6	7.6	7.5



[] Ranking at each section and finish
 -:-:- No data available at this section
 NA No data available

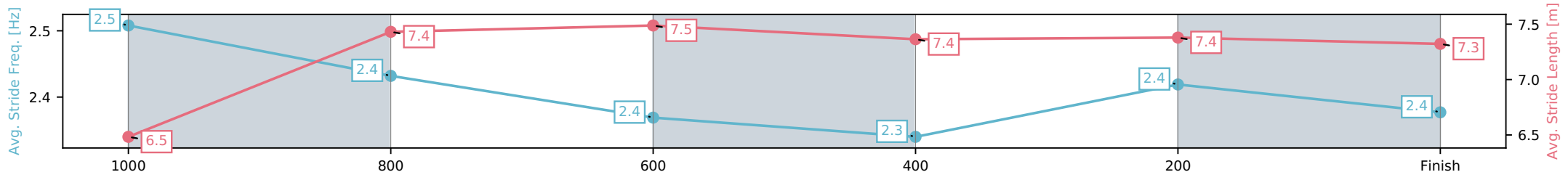
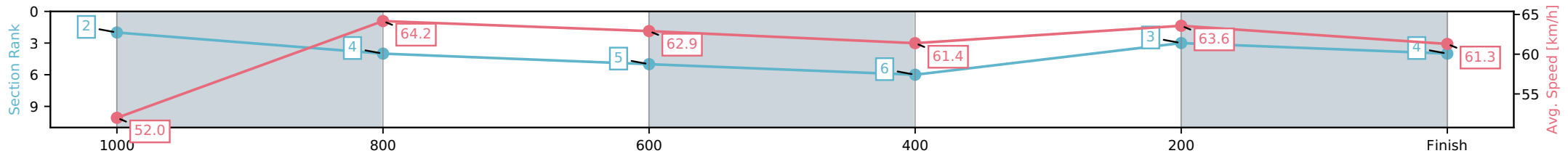
Horse/Jockey Name	Sound The Bugle/Chelsea Jokic
Finish Rank	4
Fastest Section Time (Section)	0:11.29 (1000-800)
Top Speed [km/h] (Section)	65.2 (1000-800)
Race State	Finished



Mackay QLD --Professional-2026-05-23
 Race 2: LADBROKES HOSTED POTS Maiden Plate (QTIS bonuses applicable 2&3YO's only) - 1200m
 23 May 2026 - 1:09PM
 Track Rating: Good 4, Weather: Fine, Rail Position: True Entire Circuit



Section	L1200	L1000	L800	L600	L400	L200
Section Times	1:11.25 (0:13.65)	0:57.60 [2] (0:11.29)	0:46.31 [4] (0:11.51)	0:34.80 [5] (0:11.79)	0:23.01 [6] (0:11.33)	0:11.68 [3] (0:11.68)
Average Speed [km/h]	52.0	64.2	62.9	61.4	63.6	61.3
Top Speed [km/h]	65.1	65.2	64.2	62.8	64.6	63.4
Avg. Dist. to Rail [m]	4.8	2.1	2.1	0.8	1.9	4.9
Avg. Stride Freq. [Hz]	2.5	2.4	2.4	2.3	2.4	2.4
Avg. Stride Length [m]	6.5	7.4	7.5	7.4	7.4	7.3



[] Ranking at each section and finish
 -:-:- No data available at this section
 NA No data available

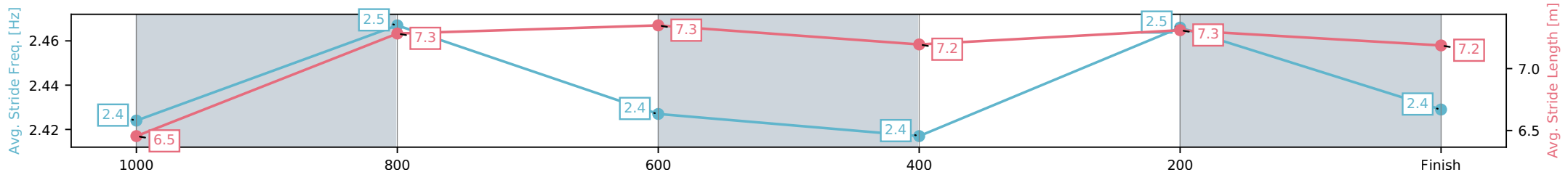
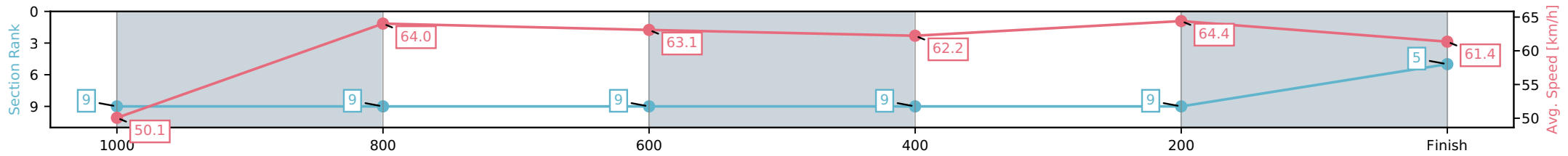
Horse/Jockey Name	Willow Capri/Sean Cormack
Finish Rank	5
Fastest Section Time (Section)	0:11.24 (400-200)
Top Speed [km/h] (Section)	66.1 (1000-800)
Race State	Finished



Mackay QLD --Professional-2026-05-23
 Race 2: LADBROKES HOSTED POTS Maiden Plate (QTIS bonuses applicable 2&3YO's only) - 1200m
 23 May 2026 - 1:09PM
 Track Rating: Good 4, Weather: Fine, Rail Position: True Entire Circuit



Section	L1200	L1000	L800	L600	L400	L200
Section Times	1:11.46 (0:14.18)	0:57.28 [9] (0:11.29)	0:45.99 [9] (0:11.48)	0:34.51 [9] (0:11.70)	0:22.81 [9] (0:11.24)	0:11.57 [9] (0:11.57)
Average Speed [km/h]	50.1	64.0	63.1	62.2	64.4	61.4
Top Speed [km/h]	63.3	66.1	64.9	63.3	65.6	64.9
Avg. Dist. to Rail [m]	4.8	1.3	1.7	1.8	4.1	6.7
Avg. Stride Freq. [Hz]	2.4	2.5	2.4	2.4	2.5	2.4
Avg. Stride Length [m]	6.5	7.3	7.3	7.2	7.3	7.2



[] Ranking at each section and finish
 -:-:- No data available at this section
 NA No data available

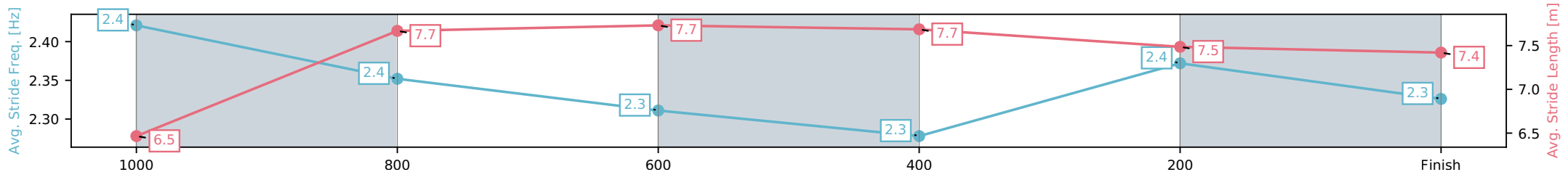
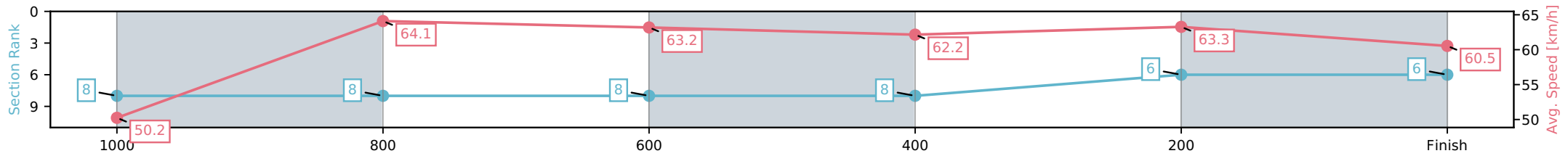
Horse/Jockey Name	Madame Doubtfire/Adam Sewell
Finish Rank	6
Fastest Section Time (Section)	0:11.25 (1000-800)
Top Speed [km/h] (Section)	65.9 (1200 - 1000)
Race State	Finished



Mackay QLD --Professional-2026-05-23
 Race 2: LADBROKES HOSTED POTS Maiden Plate (QTIS bonuses applicable 2&3YO's only) - 1200m
 23 May 2026 - 1:09PM
 Track Rating: Good 4, Weather: Fine, Rail Position: True Entire Circuit



Section	L1200	L1000	L800	L600	L400	L200
Section Times	1:11.56 (0:14.06)	0:57.50 [8] (0:11.25)	0:46.24 [8] (0:11.41)	0:34.83 [8] (0:11.59)	0:23.24 [8] (0:11.39)	0:11.85 [6] (0:11.85)
Average Speed [km/h]	50.2	64.1	63.2	62.2	63.3	60.5
Top Speed [km/h]	65.9	64.8	64.7	63.4	64.8	63.7
Avg. Dist. to Rail [m]	2.7	1.1	0.5	0.7	2.1	2.9
Avg. Stride Freq. [Hz]	2.4	2.4	2.3	2.3	2.4	2.3
Avg. Stride Length [m]	6.5	7.7	7.7	7.7	7.5	7.4



[] Ranking at each section and finish
 -:-:- No data available at this section
 NA No data available

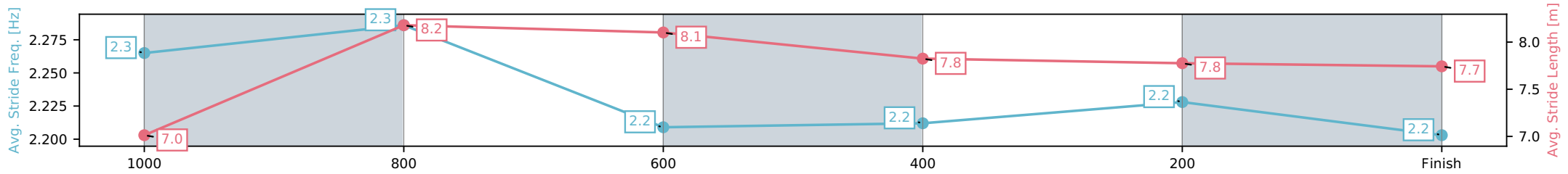
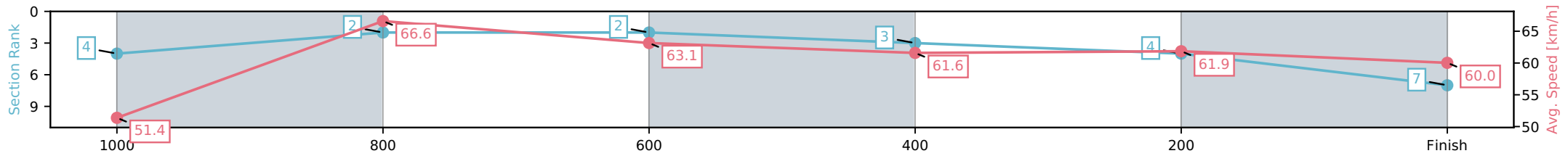
Horse/Jockey Name	Check One Two/Leah Martyn
Finish Rank	7
Fastest Section Time (Section)	0:10.88 (1000-800)
Top Speed [km/h] (Section)	67.6 (1000-800)
Race State	Finished



Mackay QLD --Professional-2026-05-23
 Race 2: LADBROKES HOSTED POTS Maiden Plate (QTIS bonuses applicable 2&3YO's only) - 1200m
 23 May 2026 - 1:09PM
 Track Rating: Good 4, Weather: Fine, Rail Position: True Entire Circuit



Section	L1200	L1000	L800	L600	L400	L200
Section Times	1:11.65 (0:13.81)	0:57.84 [4] (0:10.88)	0:46.96 [2] (0:11.45)	0:35.52 [2] (0:11.82)	0:23.70 [3] (0:11.70)	0:12.00 [4] (0:12.00)
Average Speed [km/h]	51.4	66.6	63.1	61.6	61.9	60.0
Top Speed [km/h]	65.4	67.6	64.8	62.4	62.7	62.5
Avg. Dist. to Rail [m]	5.3	2.4	1.2	1.5	4.2	5.7
Avg. Stride Freq. [Hz]	2.3	2.3	2.2	2.2	2.2	2.2
Avg. Stride Length [m]	7.0	8.2	8.1	7.8	7.8	7.7



[] Ranking at each section and finish
 -:-:- No data available at this section
 NA No data available

Horse/Jockey Name	John's Road/Nathan Thomas
Finish Rank	8
Fastest Section Time (Section)	0:11.36 (1000-800)
Top Speed [km/h] (Section)	65.2 (1000-800)
Race State	Finished



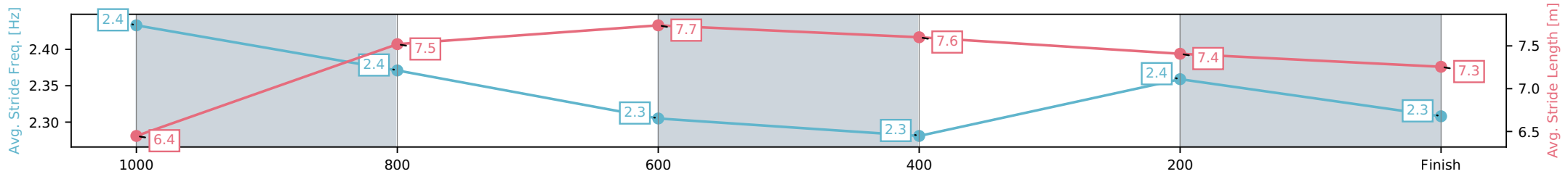
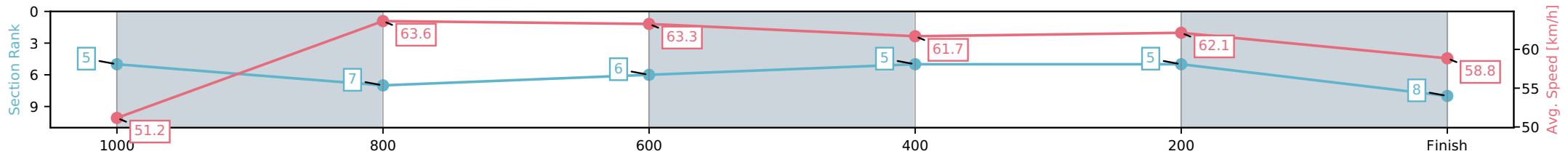
Mackay QLD --Professional-2026-05-23
 Race 2: LADBROKES HOSTED POTS Maiden Plate (QTIS bonuses applicable 2&3YO's only) - 1200m



23 May 2026 - 1:09PM

Track Rating: Good 4, Weather: Fine, Rail Position: True Entire Circuit

Section	L1200	L1000	L800	L600	L400	L200
Section Times	1:11.85 (0:13.82)	0:58.03 [5] (0:11.36)	0:46.67 [7] (0:11.37)	0:35.30 [6] (0:11.60)	0:23.71 [5] (0:11.55)	0:12.15 [5] (0:12.15)
Average Speed [km/h]	51.2	63.6	63.3	61.7	62.1	58.8
Top Speed [km/h]	64.6	65.2	64.1	62.6	62.9	61.7
Avg. Dist. to Rail [m]	3.1	1.1	0.5	0.8	0.8	1.0
Avg. Stride Freq. [Hz]	2.4	2.4	2.3	2.3	2.4	2.3
Avg. Stride Length [m]	6.4	7.5	7.7	7.6	7.4	7.3



[] Ranking at each section and finish
 -.-.- No data available at this section
 NA No data available

Horse/Jockey Name	Frosty Queen/Nikki Olzard
Finish Rank	9
Fastest Section Time (Section)	0:11.21 (1000-800)
Top Speed [km/h] (Section)	65.7 (800-600)
Race State	Finished



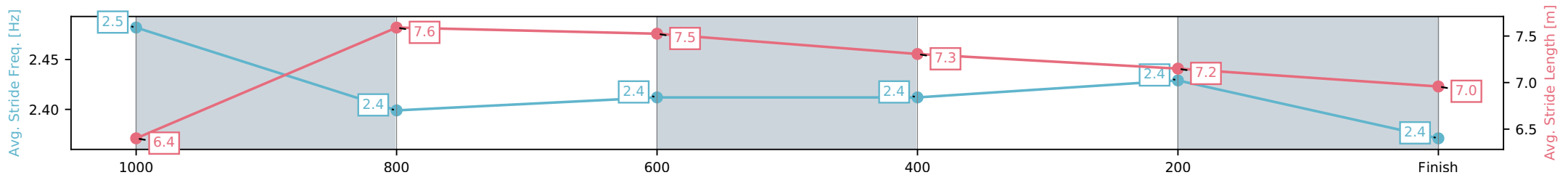
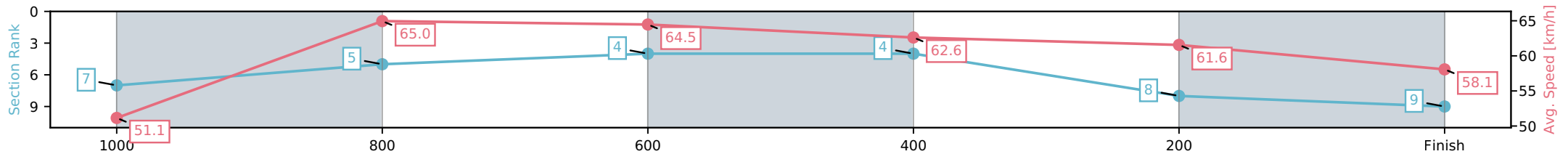
Mackay QLD --Professional-2026-05-23
 Race 2: LADBROKES HOSTED POTS Maiden Plate (QTIS bonuses applicable 2&3YO's only) - 1200m



23 May 2026 - 1:09PM

Track Rating: Good 4, Weather: Fine, Rail Position: True Entire Circuit

Section	L1200	L1000	L800	L600	L400	L200
Section Times	1:12.30 (0:13.90)	0:58.40 [7] (0:11.21)	0:47.18 [5] (0:11.27)	0:35.91 [4] (0:11.70)	0:24.21 [4] (0:11.79)	0:12.42 [8] (0:12.42)
Average Speed [km/h]	51.1	65.0	64.5	62.6	61.6	58.1
Top Speed [km/h]	64.1	65.6	65.7	63.7	62.7	60.6
Avg. Dist. to Rail [m]	7.9	3.5	3.0	2.4	4.7	5.7
Avg. Stride Freq. [Hz]	2.5	2.4	2.4	2.4	2.4	2.4
Avg. Stride Length [m]	6.4	7.6	7.5	7.3	7.2	7.0



[] Ranking at each section and finish
 -:-:- No data available at this section
 NA No data available



Mackay QLD

Race 3: LADBROKES MEGA MULTI QTIS Three-Year-Old Handicap - 1200m
23 May 2026 - 1:44PM



MACKAY TURF CLUB
Ooralea Racecourse

Track Rating: Good 4, Weather: Fine, Rail Position: True Entire Circuit

Field Times (Race Tempo) 1:09.84 0:56.52 0:45.59 0:34.33 0:22.85 0:11.48
(0:13.32) (0:10.93) (0:11.27) (0:11.47) (0:11.37) (0:11.48)

Rank	TAB#	Horse	Overall Time	First 400m	Top Speed km/h (Section)	L1200	L1000	L800	L600	L400	L200		
	(BAR#)	Jockey	Margin (DT-W)	Last 600m	Fastest Section (Time)	Start - 1000	1000 - 800	800 - 600	600 - 400	400 - 200	200 - Finish		
1	3	Exodas	1:09.84	0:24.87	67.5 (1000-800)	1:09.84	0:56.00 [7]	0:44.97 [7]	0:33.74 [7]	0:22.43 [7]	0:11.26 [5]		
	(6)	Aidan Holt		0:33.74	1000-800 (0:11.03)	(0:13.84)	(0:11.03)	(0:11.23)	(0:11.31)	(0:11.17)	(0:11.26)		
2	4	I'lltellyoutonight	1:09.90	0:24.60	66.8 (1000-800)	1:09.90	0:56.32 [4]	0:45.29 [5]	0:34.05 [5]	0:22.64 [5]	0:11.54 [1]		
	(5)	Chelsea Jokic	0.3L (+0)	0:34.05	1000-800 (0:11.02)	(0:13.58)	(0:11.02)	(0:11.24)	(0:11.41)	(0:11.10)	(0:11.54)		
3	1	Don'tdoubthelady	1:10.20	0:24.97	68.1 (1000-800)	1:10.20	0:56.08 [8]	0:45.23 [8]	0:34.02 [8]	0:22.55 [8]	0:11.48 [7]		
	(8)	Ryan Wiggins	2.1L (-3)	0:34.01	1000-800 (0:10.85)	(0:14.12)	(0:10.85)	(0:11.21)	(0:11.46)	(0:11.07)	(0:11.48)		
4	6	Next Legacy	1:10.32	0:24.71	67.3 (1200 - 1000)	1:10.32	0:56.61 [6]	0:45.61 [6]	0:34.39 [6]	0:22.95 [6]	0:11.67 [6]		
	(1)	Warwick Satherley	2.8L (-1)	0:34.39	1000-800 (0:11.00)	(0:13.71)	(0:11.00)	(0:11.22)	(0:11.44)	(0:11.28)	(0:11.67)		
5	7	The Kobay Train	1:10.40	0:24.53	68.0 (1000-800)	1:10.40	0:56.73 [5]	0:45.87 [4]	0:34.71 [4]	0:23.30 [3]	0:11.90 [3]		
	(9)	Nathan Thomas	3.3L (+5)	0:34.72	1000-800 (0:10.86)	(0:13.67)	(0:10.86)	(0:11.16)	(0:11.41)	(0:11.41)	(0:11.90)		
6	8	Gypsy's Daughter	1:10.51	0:24.45	66.9 (1000-800)	1:10.51	0:56.97 [3]	0:46.06 [3]	0:34.85 [3]	0:23.40 [4]	0:11.76 [8]		
	(2)	Chris McIver	3.9L (-1)	0:34.85	1000-800 (0:10.91)	(0:13.54)	(0:10.91)	(0:11.21)	(0:11.45)	(0:11.64)	(0:11.76)		
7	9	Gold Classic	1:10.66	0:24.25	66.9 (1200 - 1000)	1:10.66	0:57.34 [1]	0:46.41 [1]	0:35.15 [1]	0:23.67 [1]	0:12.16 [2]		
	(3)	Sean Cormack	4.8L (-4)	0:35.14	1000-800 (0:10.93)	(0:13.32)	(0:10.93)	(0:11.27)	(0:11.47)	(0:11.51)	(0:12.16)		
8	2	Be Bob Aloola	1:10.81	0:25.25	67.2 (1000-800)	1:10.81	0:56.52 [9]	0:45.56 [9]	0:34.33 [9]	0:22.97 [9]	0:11.58 [9]		
	(7)	Raul Silvera Olivera	5.7L (-2)	0:34.33	1000-800 (0:10.97)	(0:14.28)	(0:10.97)	(0:11.23)	(0:11.36)	(0:11.39)	(0:11.58)		
9	5	Heart 'N' Power	1:11.19	0:24.35	66.7 (1000-800)	1:11.19	0:57.80 [2]	0:46.84 [2]	0:35.63 [2]	0:24.18 [2]	0:12.64 [4]		
	(4)	Nikki Olzard	7.9L (+2)	0:35.62	1000-800 (0:10.96)	(0:13.39)	(0:10.96)	(0:11.22)	(0:11.44)	(0:11.54)	(0:12.64)		

Report Created: Sat 23 May 2026

(Note: Races are conducted over an approximate distance as close as possible to the advertised distance, and recorded data may vary accordingly. Official times refer to race times only and do not include handicap times.)

[] Position in running at each section and finish TAB# Saddle cloth number

:-:-- No data available at this section

NA No data available

DNT Did not track

BAR# Barrier/Gate Position

DNF Did not finish

DT-W Distance travelled compared to winner in metres

Fastest split

Fastest section

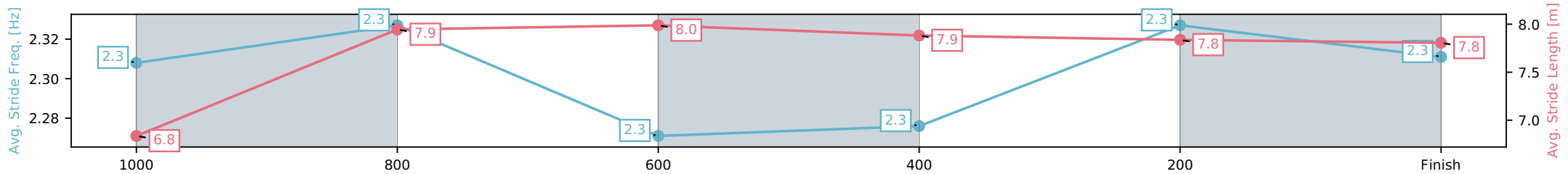
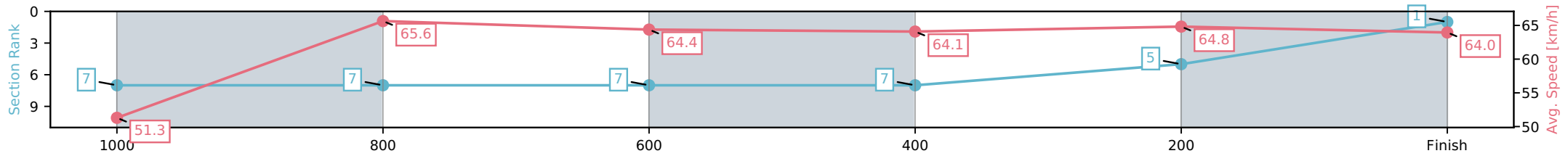
Horse/Jockey Name	Exodas/Aidan Holt
Finish Rank	1
Fastest Section Time (Section)	0:11.03 (1000-800)
Top Speed [km/h] (Section)	67.5 (1000-800)
Race State	Finished



Mackay QLD --Professional-2026-05-23
 Race 3: LADBROKES MEGA MULTI QTIS Three-Year-Old Handicap - 1200m
 23 May 2026 - 1:44PM
 Track Rating: Good 4, Weather: Fine, Rail Position: True Entire Circuit



Section	L1200	L1000	L800	L600	L400	L200
Section Times	1:09.84 (0:13.84)	0:56.00 [7] (0:11.03)	0:44.97 [7] (0:11.23)	0:33.74 [7] (0:11.31)	0:22.43 [7] (0:11.17)	0:11.26 [5] (0:11.26)
Average Speed [km/h]	51.3	65.6	64.4	64.1	64.8	64.0
Top Speed [km/h]	67.1	67.5	65.4	65.4	65.4	64.9
Avg. Dist. to Rail [m]	6.4	1.9	1.6	0.8	4.4	5.9
Avg. Stride Freq. [Hz]	2.3	2.3	2.3	2.3	2.3	2.3
Avg. Stride Length [m]	6.8	7.9	8.0	7.9	7.8	7.8



[] Ranking at each section and finish
 -:-:- No data available at this section
 NA No data available

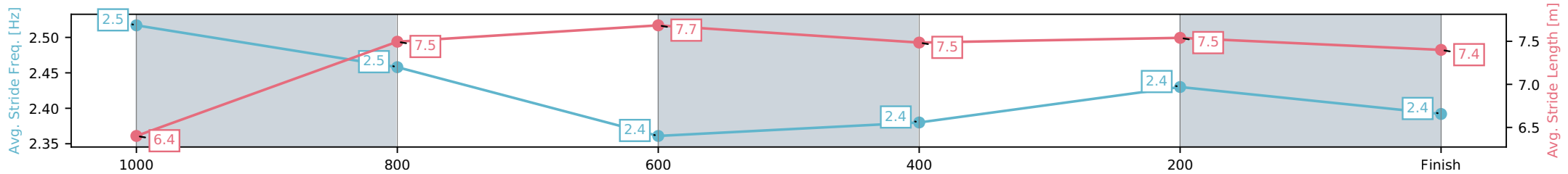
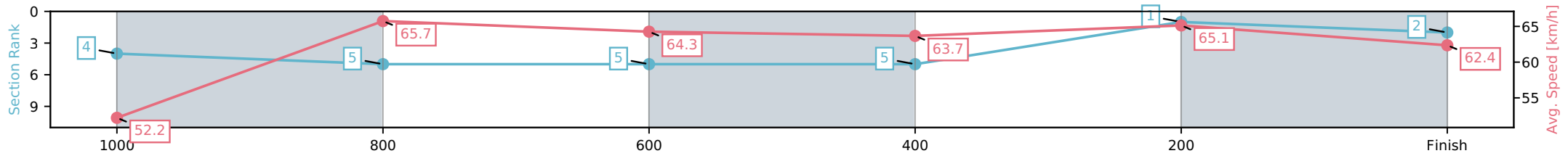
Horse/Jockey Name	I'lltellyoutonight/Chelsea Jokic
Finish Rank	2
Fastest Section Time (Section)	0:11.02 (1000-800)
Top Speed [km/h] (Section)	66.8 (1000-800)
Race State	Finished



Mackay QLD --Professional-2026-05-23
 Race 3: LADBROKES MEGA MULTI QTIS Three-Year-Old Handicap - 1200m
 23 May 2026 - 1:44PM
 Track Rating: Good 4, Weather: Fine, Rail Position: True Entire Circuit



Section	L1200	L1000	L800	L600	L400	L200
Section Times	1:09.90 (0:13.58)	0:56.32 [4] (0:11.02)	0:45.29 [5] (0:11.24)	0:34.05 [5] (0:11.41)	0:22.64 [5] (0:11.10)	0:11.54 [1] (0:11.54)
Average Speed [km/h]	52.2	65.7	64.3	63.7	65.1	62.4
Top Speed [km/h]	66.2	66.8	66.2	65.9	65.7	64.8
Avg. Dist. to Rail [m]	5.2	2.0	1.3	1.2	2.5	3.2
Avg. Stride Freq. [Hz]	2.5	2.5	2.4	2.4	2.4	2.4
Avg. Stride Length [m]	6.4	7.5	7.7	7.5	7.5	7.4



[] Ranking at each section and finish
 -.-.- No data available at this section
 NA No data available

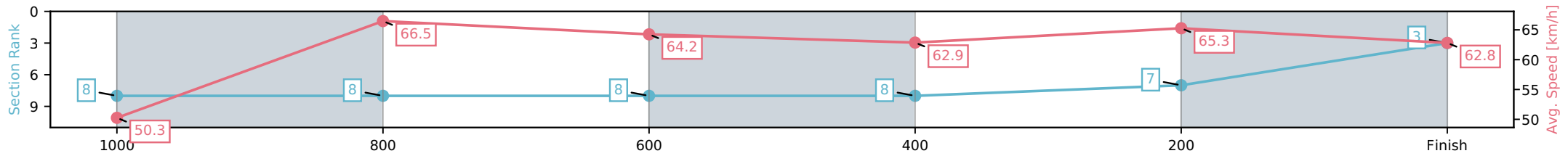
Horse/Jockey Name	Don'tdoubthelady/Ryan Wiggins
Finish Rank	3
Fastest Section Time (Section)	0:10.85 (1000-800)
Top Speed [km/h] (Section)	68.1 (1000-800)
Race State	Finished



Mackay QLD --Professional-2026-05-23
 Race 3: LADBROKES MEGA MULTI QTIS Three-Year-Old Handicap - 1200m
 23 May 2026 - 1:44PM
 Track Rating: Good 4, Weather: Fine, Rail Position: True Entire Circuit



Section	L1200	L1000	L800	L600	L400	L200
Section Times	1:10.20 (0:14.12)	0:56.08 [8] (0:10.85)	0:45.23 [8] (0:11.21)	0:34.02 [8] (0:11.46)	0:22.55 [8] (0:11.07)	0:11.48 [7] (0:11.48)
Average Speed [km/h]	50.3	66.5	64.2	62.9	65.3	62.8
Top Speed [km/h]	65.7	68.1	65.3	64.8	66.3	65.0
Avg. Dist. to Rail [m]	5.6	0.7	0.4	0.4	4.2	7.6
Avg. Stride Freq. [Hz]	2.3	2.4	2.3	2.3	2.4	2.4
Avg. Stride Length [m]	6.7	7.8	7.8	7.6	7.5	7.5



[] Ranking at each section and finish
 -.-.- No data available at this section
 NA No data available

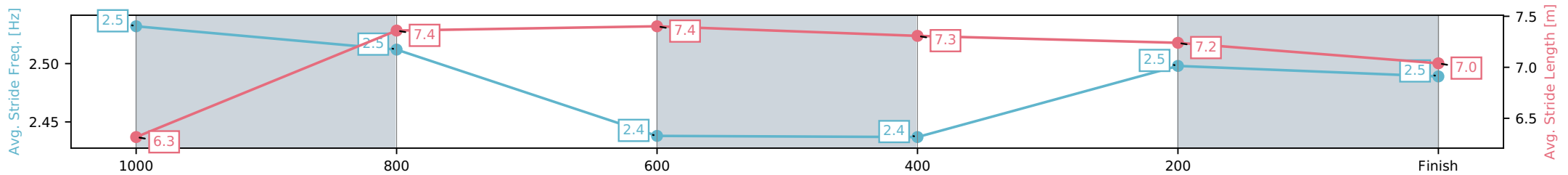
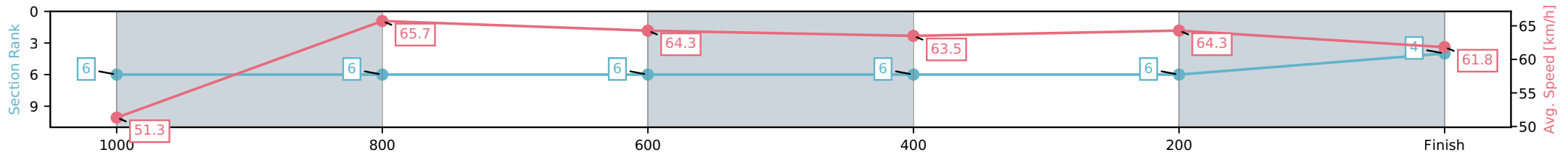
Horse/Jockey Name	Next Legacy/Warwick Satherley
Finish Rank	4
Fastest Section Time (Section)	0:11.00 (1000-800)
Top Speed [km/h] (Section)	67.3 (1200 - 1000)
Race State	Finished



Mackay QLD --Professional-2026-05-23
 Race 3: LADBROKES MEGA MULTI QTIS Three-Year-Old Handicap - 1200m
 23 May 2026 - 1:44PM
 Track Rating: Good 4, Weather: Fine, Rail Position: True Entire Circuit



Section	L1200	L1000	L800	L600	L400	L200
Section Times	1:10.32 (0:13.71)	0:56.61 [6] (0:11.00)	0:45.61 [6] (0:11.22)	0:34.39 [6] (0:11.44)	0:22.95 [6] (0:11.28)	0:11.67 [6] (0:11.67)
Average Speed [km/h]	51.3	65.7	64.3	63.5	64.3	61.8
Top Speed [km/h]	67.3	67.2	65.4	65.4	65.2	64.1
Avg. Dist. to Rail [m]	2.3	1.0	0.6	1.3	4.6	4.3
Avg. Stride Freq. [Hz]	2.5	2.5	2.4	2.4	2.5	2.5
Avg. Stride Length [m]	6.3	7.4	7.4	7.3	7.2	7.0



- [] Ranking at each section and finish
- :-:- No data available at this section
- NA No data available

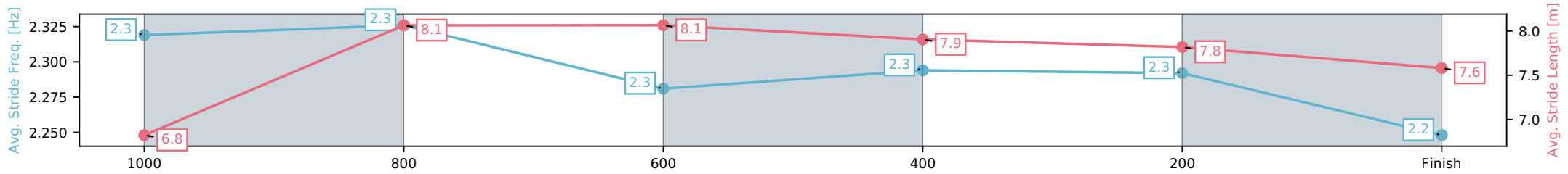
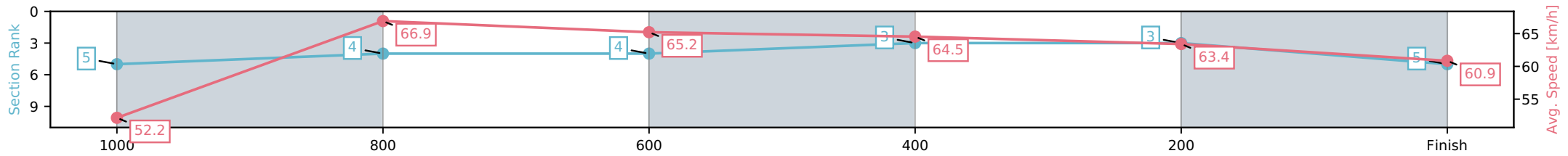
Horse/Jockey Name	The Kobay Train/Nathan Thomas
Finish Rank	5
Fastest Section Time (Section)	0:10.86 (1000-800)
Top Speed [km/h] (Section)	68.0 (1000-800)
Race State	Finished



Mackay QLD --Professional-2026-05-23
 Race 3: LADBROKES MEGA MULTI QTIS Three-Year-Old Handicap - 1200m
 23 May 2026 - 1:44PM
 Track Rating: Good 4, Weather: Fine, Rail Position: True Entire Circuit



Section	L1200	L1000	L800	L600	L400	L200
Section Times	1:10.40 (0:13.67)	0:56.73 [5] (0:10.86)	0:45.87 [4] (0:11.16)	0:34.71 [4] (0:11.41)	0:23.30 [3] (0:11.41)	0:11.90 [3] (0:11.90)
Average Speed [km/h]	52.2	66.9	65.2	64.5	63.4	60.9
Top Speed [km/h]	67.2	68.0	66.2	65.5	64.2	64.0
Avg. Dist. to Rail [m]	8.2	3.1	3.2	2.9	3.2	4.4
Avg. Stride Freq. [Hz]	2.3	2.3	2.3	2.3	2.3	2.2
Avg. Stride Length [m]	6.8	8.1	8.1	7.9	7.8	7.6



[] Ranking at each section and finish
 -:-:- No data available at this section
 NA No data available

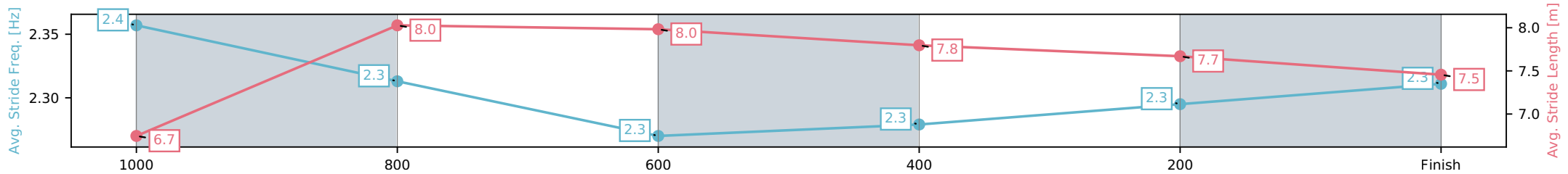
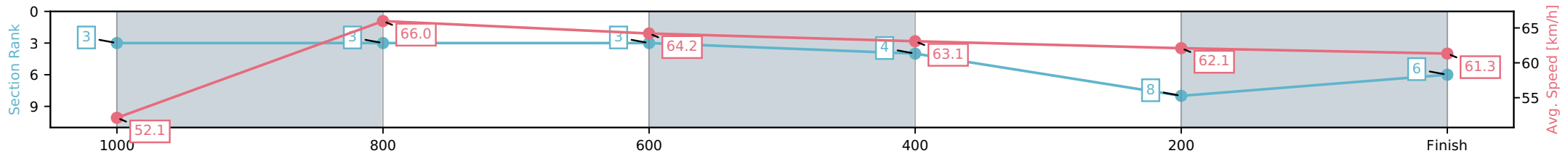
Horse/Jockey Name	Gypsy's Daughter/Chris McIver
Finish Rank	6
Fastest Section Time (Section)	0:10.91 (1000-800)
Top Speed [km/h] (Section)	66.9 (1000-800)
Race State	Finished



Mackay QLD --Professional-2026-05-23
 Race 3: LADBROKES MEGA MULTI QTIS Three-Year-Old Handicap - 1200m
 23 May 2026 - 1:44PM
 Track Rating: Good 4, Weather: Fine, Rail Position: True Entire Circuit



Section	L1200	L1000	L800	L600	L400	L200
Section Times	1:10.51 (0:13.54)	0:56.97 [3] (0:10.91)	0:46.06 [3] (0:11.21)	0:34.85 [3] (0:11.45)	0:23.40 [4] (0:11.64)	0:11.76 [8] (0:11.76)
Average Speed [km/h]	52.1	66.0	64.2	63.1	62.1	61.3
Top Speed [km/h]	66.6	66.9	64.8	64.7	63.6	61.8
Avg. Dist. to Rail [m]	1.8	0.3	0.4	1.0	2.7	6.0
Avg. Stride Freq. [Hz]	2.4	2.3	2.3	2.3	2.3	2.3
Avg. Stride Length [m]	6.7	8.0	8.0	7.8	7.7	7.5



[] Ranking at each section and finish
 -:-:- No data available at this section
 NA No data available

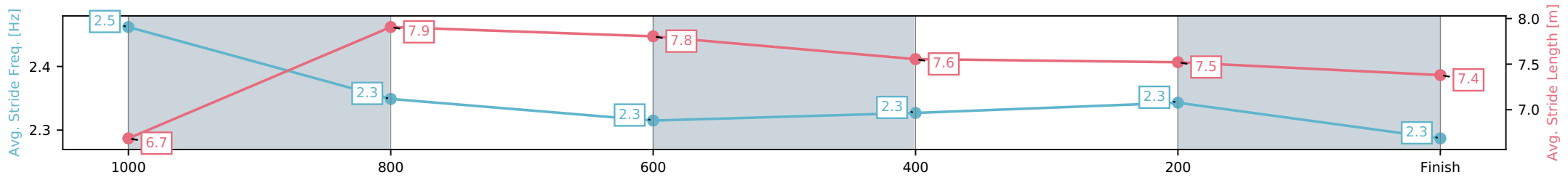
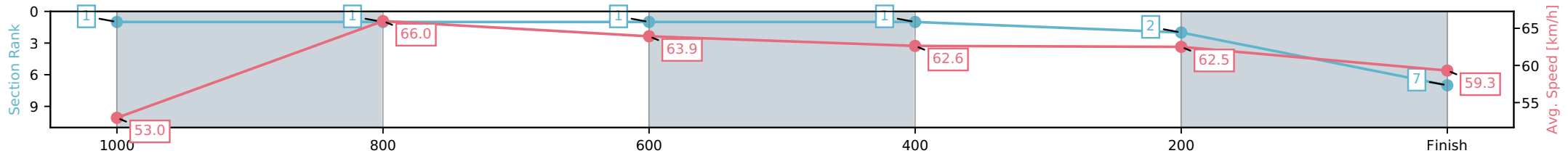
Horse/Jockey Name	Gold Classic/Sean Cormack
Finish Rank	7
Fastest Section Time (Section)	0:10.93 (1000-800)
Top Speed [km/h] (Section)	66.9 (1200 - 1000)
Race State	Finished



Mackay QLD --Professional-2026-05-23
 Race 3: LADBROKES MEGA MULTI QTIS Three-Year-Old Handicap - 1200m
 23 May 2026 - 1:44PM
 Track Rating: Good 4, Weather: Fine, Rail Position: True Entire Circuit



Section	L1200	L1000	L800	L600	L400	L200
Section Times	1:10.66 (0:13.32)	0:57.34 [1] (0:10.93)	0:46.41 [1] (0:11.27)	0:35.15 [1] (0:11.47)	0:23.67 [1] (0:11.51)	0:12.16 [2] (0:12.16)
Average Speed [km/h]	53.0	66.0	63.9	62.6	62.5	59.3
Top Speed [km/h]	66.9	66.8	64.8	63.7	63.4	61.7
Avg. Dist. to Rail [m]	3.4	0.6	0.4	0.5	0.7	1.4
Avg. Stride Freq. [Hz]	2.5	2.3	2.3	2.3	2.3	2.3
Avg. Stride Length [m]	6.7	7.9	7.8	7.6	7.5	7.4



[] Ranking at each section and finish
 -:-:- No data available at this section
 NA No data available

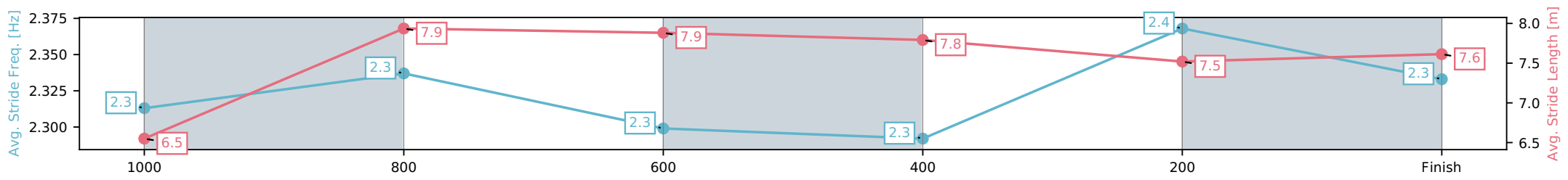
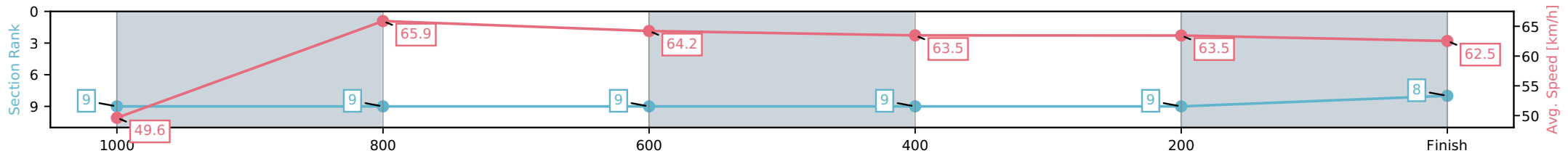
Horse/Jockey Name	Be Bob Aloola/Raul Silvera Olivera
Finish Rank	8
Fastest Section Time (Section)	0:10.97 (1000-800)
Top Speed [km/h] (Section)	67.2 (1000-800)
Race State	Finished



Mackay QLD --Professional-2026-05-23
 Race 3: LADBROKES MEGA MULTI QTIS Three-Year-Old Handicap - 1200m
 23 May 2026 - 1:44PM
 Track Rating: Good 4, Weather: Fine, Rail Position: True Entire Circuit



Section	L1200	L1000	L800	L600	L400	L200
Section Times	1:10.81 (0:14.28)	0:56.52 [9] (0:10.97)	0:45.56 [9] (0:11.23)	0:34.33 [9] (0:11.36)	0:22.97 [9] (0:11.39)	0:11.58 [9] (0:11.58)
Average Speed [km/h]	49.6	65.9	64.2	63.5	63.5	62.5
Top Speed [km/h]	65.8	67.2	65.0	64.1	64.6	63.8
Avg. Dist. to Rail [m]	4.9	1.1	0.4	0.6	3.4	6.8
Avg. Stride Freq. [Hz]	2.3	2.3	2.3	2.3	2.4	2.3
Avg. Stride Length [m]	6.5	7.9	7.9	7.8	7.5	7.6



[] Ranking at each section and finish
 -:-:- No data available at this section
 NA No data available

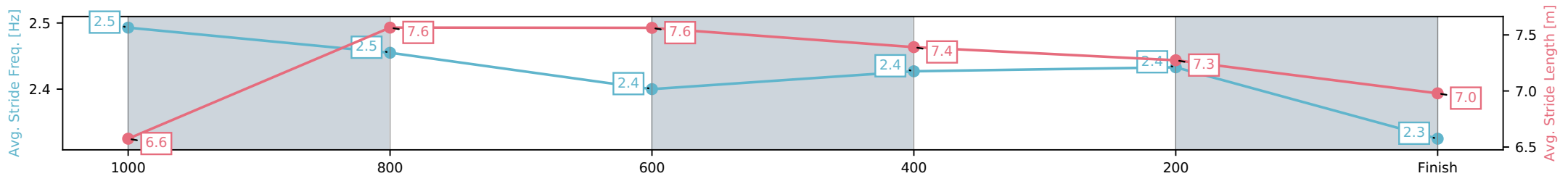
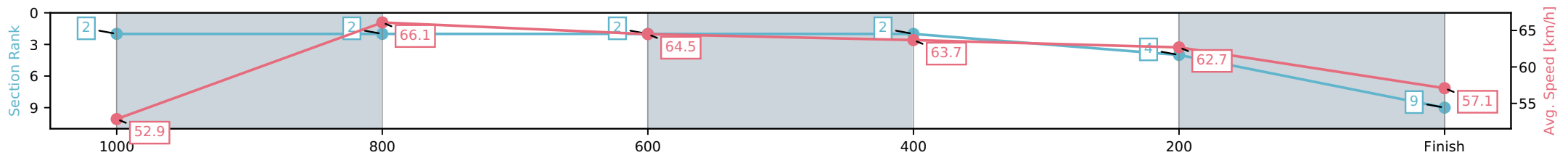
Horse/Jockey Name	Heart 'N' Power/Nikki Olzard
Finish Rank	9
Fastest Section Time (Section)	0:10.96 (1000-800)
Top Speed [km/h] (Section)	66.7 (1000-800)
Race State	Finished



Mackay QLD --Professional-2026-05-23
 Race 3: LADBROKES MEGA MULTI QTIS Three-Year-Old Handicap - 1200m
 23 May 2026 - 1:44PM
 Track Rating: Good 4, Weather: Fine, Rail Position: True Entire Circuit



Section	L1200	L1000	L800	L600	L400	L200
Section Times	1:11.19 (0:13.39)	0:57.80 [2] (0:10.96)	0:46.84 [2] (0:11.22)	0:35.63 [2] (0:11.44)	0:24.18 [2] (0:11.54)	0:12.64 [4] (0:12.64)
Average Speed [km/h]	52.9	66.1	64.5	63.7	62.7	57.1
Top Speed [km/h]	66.4	66.7	65.3	65.3	64.1	60.0
Avg. Dist. to Rail [m]	4.8	2.0	1.7	1.6	2.7	3.0
Avg. Stride Freq. [Hz]	2.5	2.5	2.4	2.4	2.4	2.3
Avg. Stride Length [m]	6.6	7.6	7.6	7.4	7.3	7.0



- [] Ranking at each section and finish
- :-:- No data available at this section
- NA No data available

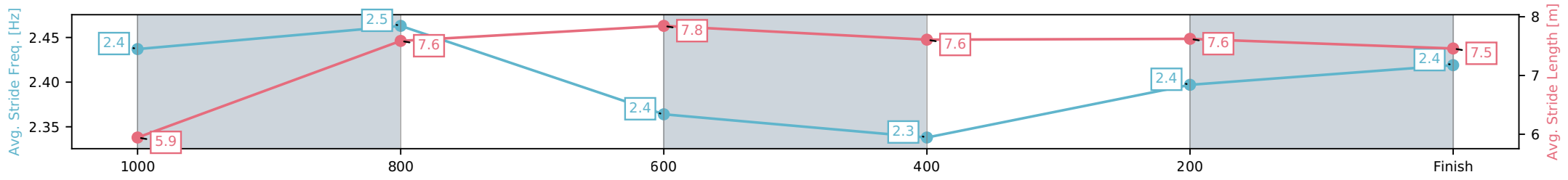
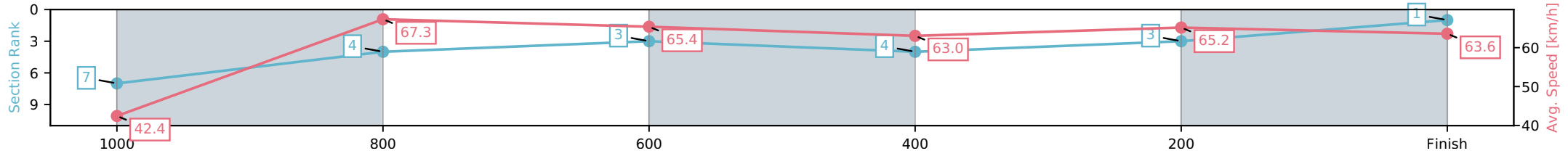
Horse/Jockey Name	Lucky Lass/Raul Silvera Olivera
Finish Rank	1
Fastest Section Time (Section)	0:10.77 (1000-800)
Top Speed [km/h] (Section)	68.7 (1000-800)
Race State	Finished



Mackay QLD --Professional-2026-05-23
 Race 4: MOJO'S BENCHMARK 60 Handicap - 1100m
 23 May 2026 - 2:20PM
 Track Rating: Good 4, Weather: Fine, Rail Position: True Entire Circuit



Section	L1100	L1000	L800	L600	L400	L200
Section Times	1:03.90 (0:08.08)	0:55.82 [7] (0:10.77)	0:45.05 [4] (0:11.07)	0:33.98 [3] (0:11.55)	0:22.43 [4] (0:11.08)	0:11.35 [3] (0:11.35)
Average Speed [km/h]	42.4	67.3	65.4	63.0	65.2	63.6
Top Speed [km/h]	61.7	68.7	67.5	64.3	66.6	66.0
Avg. Dist. to Rail [m]	5.3	1.9	1.8	1.4	2.8	6.6
Avg. Stride Freq. [Hz]	2.4	2.5	2.4	2.3	2.4	2.4
Avg. Stride Length [m]	5.9	7.6	7.8	7.6	7.6	7.5



[] Ranking at each section and finish
 -:-:- No data available at this section
 NA No data available

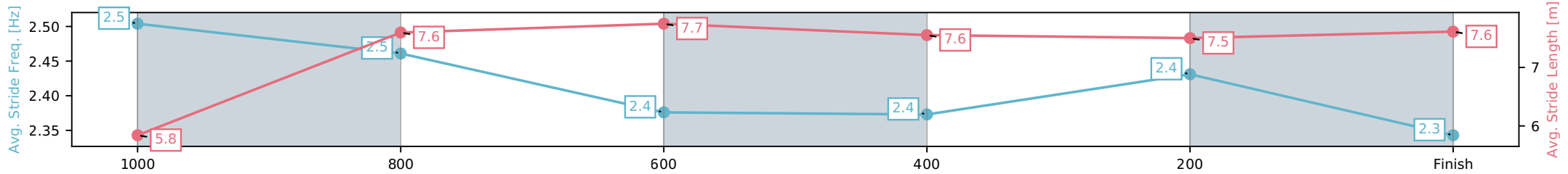

Horse/Jockey Name	Melo Melo Kava/Adam Sewell
Finish Rank	2
Fastest Section Time (Section)	0:10.80 (1000-800)
Top Speed [km/h] (Section)	68.0 (1000-800)
Race State	Finished



Mackay QLD --Professional-2026-05-23
 Race 4: MOJO'S BENCHMARK 60 Handicap - 1100m
 23 May 2026 - 2:20PM
 Track Rating: Good 4, Weather: Fine, Rail Position: True Entire Circuit



Section	L1100	L1000	L800	L600	L400	L200
Section Times	1:03.94 (0:07.86)	0:56.08 [4] (0:10.80)	0:45.28 [2] (0:11.20)	0:34.08 [2] (0:11.44)	0:22.64 [2] (0:11.07)	0:11.57 [2] (0:11.57)
Average Speed [km/h]	44.0	67.2	64.8	63.6	65.2	62.4
Top Speed [km/h]	63.0	68.0	66.6	65.5	66.1	65.4
Avg. Dist. to Rail [m]	4.9	2.8	2.2	1.5	1.1	3.6
Avg. Stride Freq. [Hz]	2.5	2.5	2.4	2.4	2.4	2.3
Avg. Stride Length [m]	5.8	7.6	7.7	7.6	7.5	7.6



[] Ranking at each section and finish
 -:-:- No data available at this section
 NA No data available

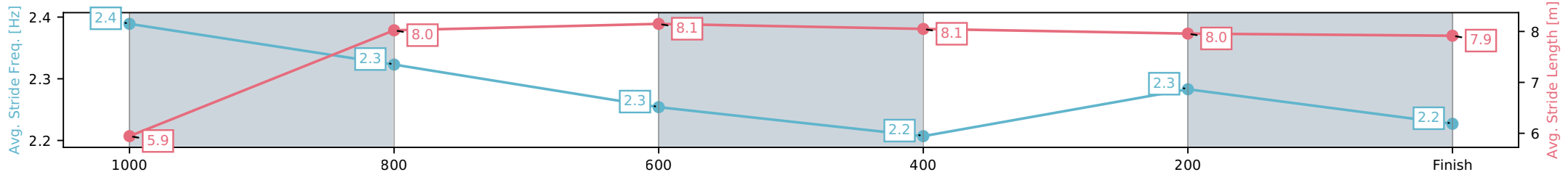
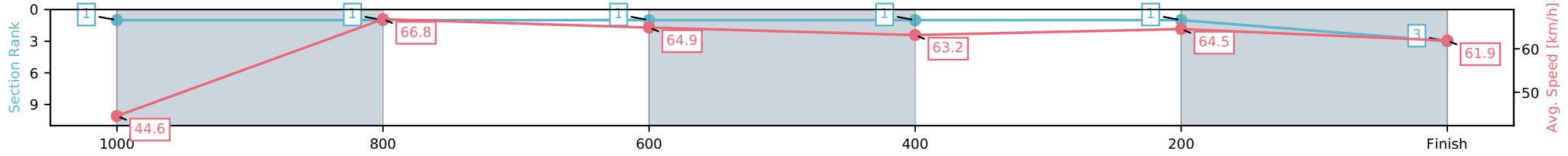
Horse/Jockey Name	Five Star King/Warwick Satherley
Finish Rank	3
Fastest Section Time (Section)	0:10.80 (1000-800)
Top Speed [km/h] (Section)	67.8 (1000-800)
Race State	Finished



Mackay QLD --Professional-2026-05-23
 Race 4: MOJO'S BENCHMARK 60 Handicap - 1100m
 23 May 2026 - 2:20PM
 Track Rating: Good 4, Weather: Fine, Rail Position: True Entire Circuit



Section	L1100	L1000	L800	L600	L400	L200
Section Times	1:04.03 (0:07.71)	0:56.32 [1] (0:10.80)	0:45.51 [1] (0:11.12)	0:34.39 [1] (0:11.44)	0:22.95 [1] (0:11.17)	0:11.77 [1] (0:11.77)
Average Speed [km/h]	44.6	66.8	64.9	63.2	64.5	61.9
Top Speed [km/h]	64.5	67.8	66.6	63.4	65.5	64.6
Avg. Dist. to Rail [m]	2.5	1.2	0.8	0.6	1.2	2.0
Avg. Stride Freq. [Hz]	2.4	2.3	2.3	2.2	2.3	2.2
Avg. Stride Length [m]	5.9	8.0	8.1	8.1	8.0	7.9



[] Ranking at each section and finish
 -:-:- No data available at this section
 NA No data available

Horse/Jockey Name	Got Gumption/Nikki Olzard
Finish Rank	4
Fastest Section Time (Section)	0:10.83 (1000-800)
Top Speed [km/h] (Section)	68.3 (1000-800)
Race State	Finished



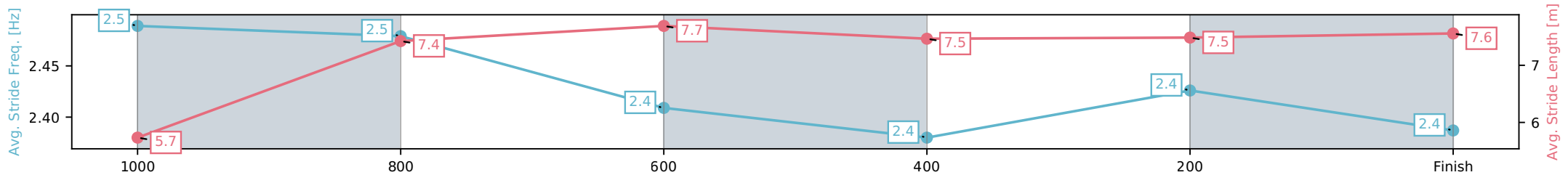
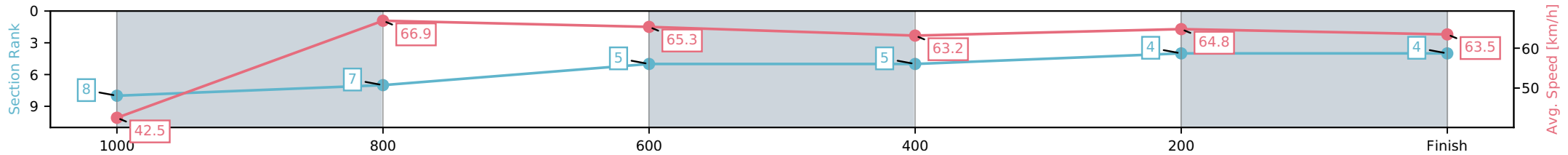
Mackay QLD --Professional-2026-05-23
 Race 4: MOJO'S BENCHMARK 60 Handicap - 1100m

23 May 2026 - 2:20PM

Track Rating: Good 4, Weather: Fine, Rail Position: True Entire Circuit



Section	L1100	L1000	L800	L600	L400	L200
Section Times	1:04.11 (0:08.19)	0:55.92 [8] (0:10.83)	0:45.10 [7] (0:11.06)	0:34.04 [5] (0:11.49)	0:22.55 [5] (0:11.14)	0:11.42 [4] (0:11.42)
Average Speed [km/h]	42.5	66.9	65.3	63.2	64.8	63.5
Top Speed [km/h]	61.7	68.3	68.2	64.3	65.9	65.6
Avg. Dist. to Rail [m]	5.4	1.9	1.4	1.0	1.3	2.7
Avg. Stride Freq. [Hz]	2.5	2.5	2.4	2.4	2.4	2.4
Avg. Stride Length [m]	5.7	7.4	7.7	7.5	7.5	7.6



- [] Ranking at each section and finish
- :-:- No data available at this section
- NA No data available

Horse/Jockey Name	He's The One/Sean Cormack
Finish Rank	5
Fastest Section Time (Section)	0:11.05 (1000-800)
Top Speed [km/h] (Section)	67.4 (1000-800)
Race State	Finished



Mackay QLD --Professional-2026-05-23

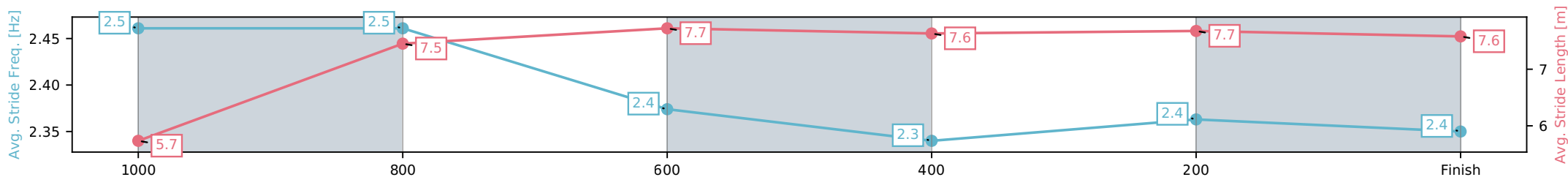
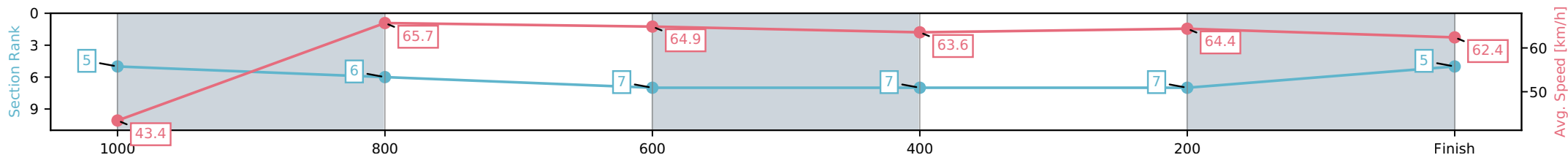
Race 4: MOJO'S BENCHMARK 60 Handicap - 1100m

23 May 2026 - 2:20PM

Track Rating: Good 4, Weather: Fine, Rail Position: True Entire Circuit



Section	L1100	L1000	L800	L600	L400	L200
Section Times	1:04.50 (0:07.94)	0:56.56 [5] (0:11.05)	0:45.51 [6] (0:11.20)	0:34.30 [7] (0:11.47)	0:22.84 [7] (0:11.21)	0:11.63 [7] (0:11.63)
Average Speed [km/h]	43.4	65.7	64.9	63.6	64.4	62.4
Top Speed [km/h]	61.6	67.4	66.7	64.6	64.9	64.7
Avg. Dist. to Rail [m]	3.8	2.4	2.7	1.7	2.8	4.1
Avg. Stride Freq. [Hz]	2.5	2.5	2.4	2.3	2.4	2.4
Avg. Stride Length [m]	5.7	7.5	7.7	7.6	7.7	7.6



- [] Ranking at each section and finish
- :-:- No data available at this section
- NA No data available

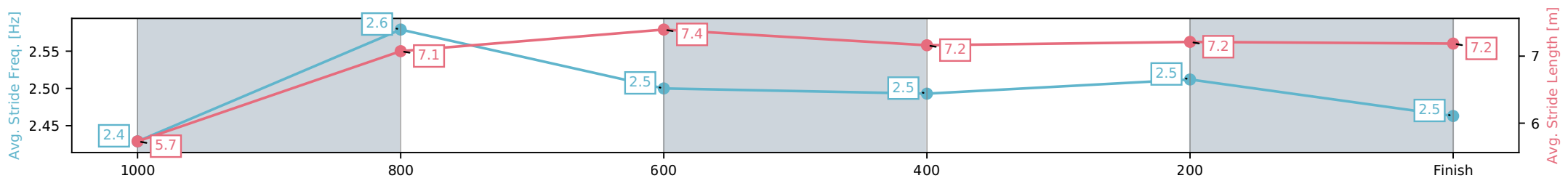
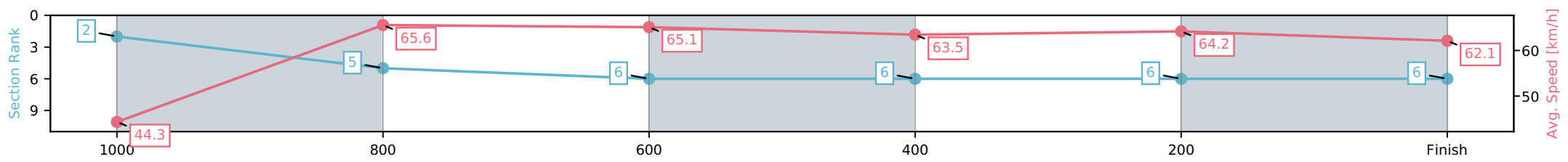
Horse/Jockey Name	Sensationabull/Chelsea Jokic
Finish Rank	6
Fastest Section Time (Section)	0:11.13 (1000-800)
Top Speed [km/h] (Section)	67.3 (1000-800)
Race State	Finished



Mackay QLD --Professional-2026-05-23
 Race 4: MOJO'S BENCHMARK 60 Handicap - 1100m
 23 May 2026 - 2:20PM
 Track Rating: Good 4, Weather: Fine, Rail Position: True Entire Circuit



Section	L1100	L1000	L800	L600	L400	L200
Section Times	1:04.58 (0:07.78)	0:56.80 [2] (0:11.13)	0:45.67 [5] (0:11.20)	0:34.47 [6] (0:11.54)	0:22.93 [6] (0:11.22)	0:11.71 [6] (0:11.71)
Average Speed [km/h]	44.3	65.6	65.1	63.5	64.2	62.1
Top Speed [km/h]	62.0	67.3	67.2	64.4	64.8	64.1
Avg. Dist. to Rail [m]	6.9	4.4	4.2	2.1	2.7	6.0
Avg. Stride Freq. [Hz]	2.4	2.6	2.5	2.5	2.5	2.5
Avg. Stride Length [m]	5.7	7.1	7.4	7.2	7.2	7.2



[] Ranking at each section and finish
 -:-:- No data available at this section
 NA No data available

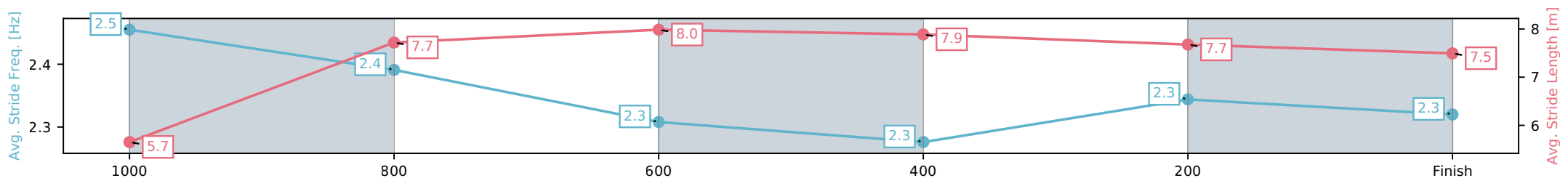
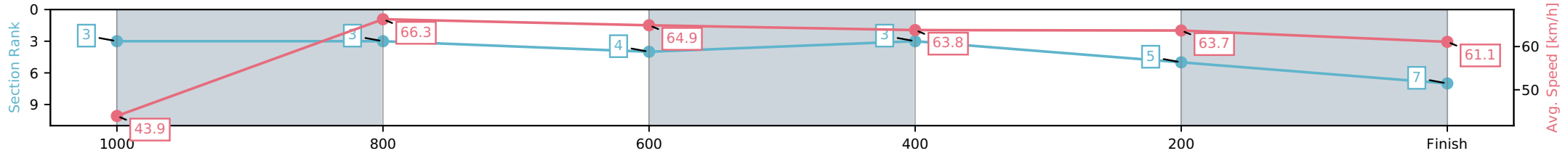
Horse/Jockey Name	Rubunkar/Ryan Wiggins
Finish Rank	7
Fastest Section Time (Section)	0:10.93 (1000-800)
Top Speed [km/h] (Section)	67.5 (1000-800)
Race State	Finished



Mackay QLD --Professional-2026-05-23
 Race 4: MOJO'S BENCHMARK 60 Handicap - 1100m
 23 May 2026 - 2:20PM
 Track Rating: Good 4, Weather: Fine, Rail Position: True Entire Circuit



Section	L1100	L1000	L800	L600	L400	L200
Section Times	1:04.62 (0:07.80)	0:56.82 [3] (0:10.93)	0:45.89 [3] (0:11.21)	0:34.68 [4] (0:11.45)	0:23.23 [3] (0:11.33)	0:11.89 [5] (0:11.89)
Average Speed [km/h]	43.9	66.3	64.9	63.8	63.7	61.1
Top Speed [km/h]	62.4	67.5	66.6	64.1	64.1	63.3
Avg. Dist. to Rail [m]	3.2	2.3	2.9	2.0	2.7	4.5
Avg. Stride Freq. [Hz]	2.5	2.4	2.3	2.3	2.3	2.3
Avg. Stride Length [m]	5.7	7.7	8.0	7.9	7.7	7.5



[] Ranking at each section and finish
 -:-:- No data available at this section
 NA No data available

Horse/Jockey Name	Dubawi's Girl/Nathan Thomas
Finish Rank	8
Fastest Section Time (Section)	0:10.94 (1000-800)
Top Speed [km/h] (Section)	67.5 (1000-800)
Race State	Finished



Mackay QLD --Professional-2026-05-23

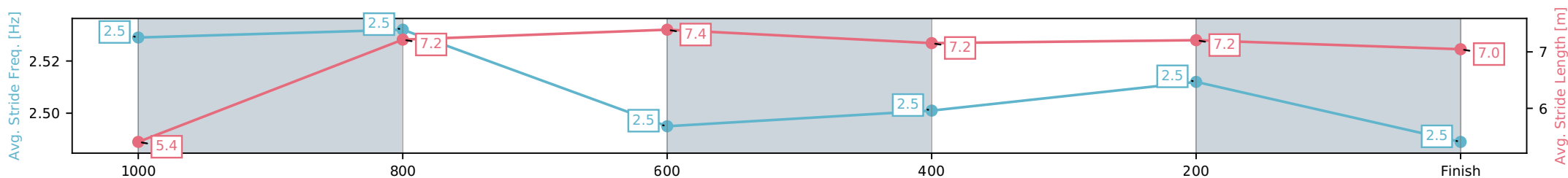
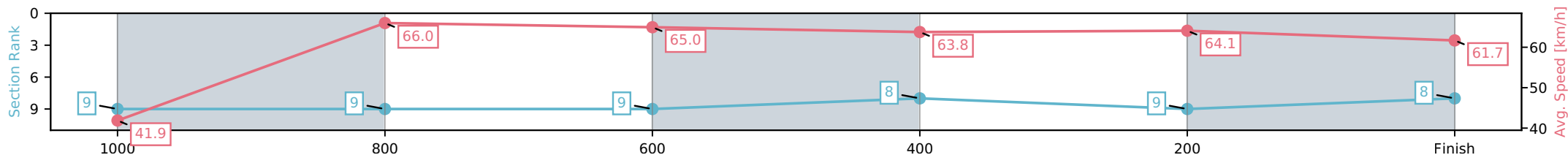
Race 4: MOJO'S BENCHMARK 60 Handicap - 1100m

23 May 2026 - 2:20PM

Track Rating: Good 4, Weather: Fine, Rail Position: True Entire Circuit



Section	L1100	L1000	L800	L600	L400	L200
Section Times	1:04.85 (0:08.28)	0:56.57 [9] (0:10.94)	0:45.64 [9] (0:11.13)	0:34.51 [9] (0:11.44)	0:23.06 [8] (0:11.28)	0:11.78 [9] (0:11.78)
Average Speed [km/h]	41.9	66.0	65.0	63.8	64.1	61.7
Top Speed [km/h]	60.0	67.5	66.9	65.1	65.0	63.5
Avg. Dist. to Rail [m]	6.9	1.1	1.1	1.8	2.0	1.7
Avg. Stride Freq. [Hz]	2.5	2.5	2.5	2.5	2.5	2.5
Avg. Stride Length [m]	5.4	7.2	7.4	7.2	7.2	7.0



- [] Ranking at each section and finish
- :-:- No data available at this section
- NA No data available

Horse/Jockey Name	Rich Divinity/Tasha Chambers
Finish Rank	9
Fastest Section Time (Section)	0:11.15 (1000-800)
Top Speed [km/h] (Section)	67.2 (1000-800)
Race State	Finished



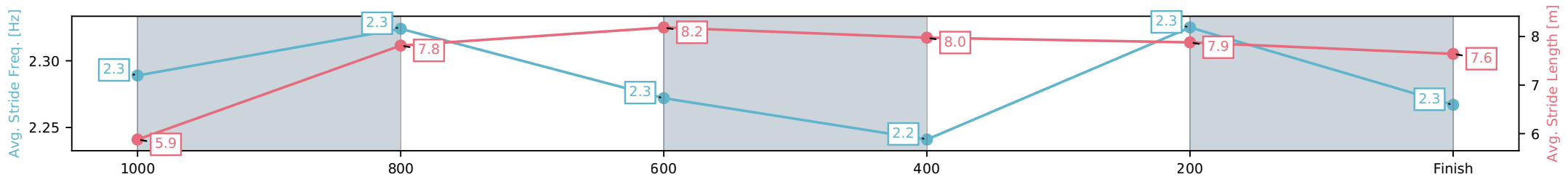
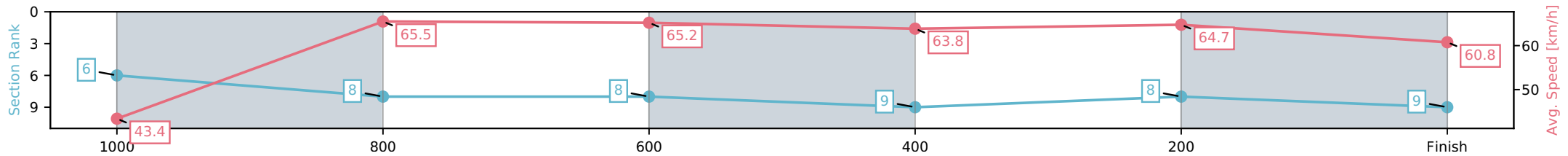
Mackay QLD --Professional-2026-05-23
 Race 4: MOJO'S BENCHMARK 60 Handicap - 1100m

23 May 2026 - 2:20PM

Track Rating: Good 4, Weather: Fine, Rail Position: True Entire Circuit



Section	L1100	L1000	L800	L600	L400	L200
Section Times	1:04.95 (0:07.96)	0:56.99 [6] (0:11.15)	0:45.84 [8] (0:11.16)	0:34.68 [8] (0:11.53)	0:23.15 [9] (0:11.20)	0:11.95 [8] (0:11.95)
Average Speed [km/h]	43.4	65.5	65.2	63.8	64.7	60.8
Top Speed [km/h]	60.7	67.2	67.1	65.1	65.3	64.0
Avg. Dist. to Rail [m]	9.5	4.6	3.1	2.9	4.7	7.1
Avg. Stride Freq. [Hz]	2.3	2.3	2.3	2.2	2.3	2.3
Avg. Stride Length [m]	5.9	7.8	8.2	8.0	7.9	7.6



- [] Ranking at each section and finish
- :-:- No data available at this section
- NA No data available



Mackay QLD

Race 5: STARCUT FLOWERS BENCHMARK 55 Handicap - 1560m

23 May 2026 - 2:54PM



MACKAY TURF CLUB
Ooralea Racecourse

Track Rating: Good 4, Weather: Fine, Rail Position: True Entire Circuit

Field Times (Race Tempo) 1:33.48 (0:11.31) 1:22.17 (0:10.79) 1:11.38 (0:11.15) 1:00.23 (0:11.76) 0:48.47 (0:12.14) 0:36.33 (0:12.21) 0:24.12 (0:11.94) 0:12.18 (0:12.18)

Rank	TAB#	Horse	Overall Time	First 400m	Top Speed km/h (Section)	L1560	L1400	L1200	L1000	L800	L600	L400	L200
	(BAR#)	Jockey	Margin (DT-W)	Last 600m	Fastest Section (Time)	Start - 1400	1400 - 1200	1200 - 1000	1000 - 800	800 - 600	600 - 400	400 - 200	200 - Finish
1	3	Stellar Legend	1:33.48	0:25.37	65.2 (1200-1000)	1:33.48	1:21.76 [5]	1:10.34 [5]	0:59.20 [5]	0:47.58 [5]	0:35.62 [5]	0:23.82 [5]	0:12.18 [1]
	(2)	Adam Sewell		0:35.62	1200-1000 (0:11.15)	(0:11.72)	(0:11.42)	(0:11.15)	(0:11.61)	(0:11.97)	(0:11.80)	(0:11.64)	(0:12.18)
2	2	Batemans Bay	1:34.12	0:25.60	65.1 (1200-1000)	1:34.12	1:22.28 [6]	1:10.78 [6]	0:59.54 [6]	0:48.08 [6]	0:36.14 [6]	0:24.25 [6]	0:12.39 [2]
	(7)	Leah Martyn	3.8L (+0)	0:36.14	1200-1000 (0:11.24)	(0:11.84)	(0:11.50)	(0:11.24)	(0:11.46)	(0:11.94)	(0:11.89)	(0:11.86)	(0:12.39)
3	5	Mayor Of Kingston	1:34.28	0:25.12	65.1 (1200-1000)	1:34.28	1:22.87 [3]	1:11.43 [3]	1:00.15 [4]	0:48.60 [4]	0:36.72 [4]	0:24.62 [4]	0:12.37 [6]
	(3)	Aidan Holt	4.7L (-2)	0:36.72	1200-1000 (0:11.28)	(0:11.41)	(0:11.44)	(0:11.28)	(0:11.55)	(0:11.88)	(0:12.10)	(0:12.25)	(0:12.37)
4	8	Citiroc	1:34.39	0:25.74	65.3 (1000-800)	1:34.39	1:22.34 [7]	1:10.90 [7]	0:59.74 [7]	0:48.26 [7]	0:36.38 [7]	0:24.50 [7]	0:12.56 [4]
	(4)	Raul Silvera Olivera	5.3L (-1)	0:36.39	1200-1000 (0:11.15)	(0:12.05)	(0:11.45)	(0:11.15)	(0:11.48)	(0:11.89)	(0:11.88)	(0:11.95)	(0:12.56)
5	4	Mordecai	1:34.53	0:25.84	64.6 (1200-1000)	1:34.53	1:22.44 [8]	1:10.95 [8]	0:59.70 [8]	0:48.24 [8]	0:36.42 [8]	0:24.48 [8]	0:12.52 [7]
	(8)	Warwick Satherley	6.1L (+1)	0:36.42	1200-1000 (0:11.25)	(0:12.09)	(0:11.50)	(0:11.25)	(0:11.46)	(0:11.82)	(0:11.94)	(0:11.96)	(0:12.52)
6	6	Masali Raffa	1:34.67	0:24.85	66.6 (1400-1200)	1:34.67	1:23.30 [2]	1:12.02 [2]	1:00.88 [2]	0:49.20 [2]	0:37.34 [2]	0:25.14 [2]	0:12.89 [3]
	(5)	Chris McIver	7.0L (-1)	0:37.33	1200-1000 (0:11.15)	(0:11.37)	(0:11.28)	(0:11.15)	(0:11.68)	(0:11.86)	(0:12.20)	(0:12.24)	(0:12.89)
7	7	Yorokobi	1:35.06	0:25.08	65.5 (1200-1000)	1:35.06	1:23.59 [4]	1:12.20 [4]	1:00.98 [3]	0:49.42 [3]	0:37.61 [3]	0:25.45 [3]	0:13.16 [5]
	(1)	Sean Cormack	9.3L (+10)	0:37.62	1200-1000 (0:11.23)	(0:11.47)	(0:11.39)	(0:11.23)	(0:11.55)	(0:11.82)	(0:12.16)	(0:12.30)	(0:13.16)
8	9	Starmeira	1:36.47	0:24.26	67.7 (1400-1200)	1:36.47	1:25.16 [1]	1:14.37 [1]	1:03.22 [1]	0:51.46 [1]	0:39.32 [1]	0:27.11 [1]	0:14.31 [8]
	(6)	Nikki Olzard	17.6L (-5)	0:39.33	1400-1200 (0:10.79)	(0:11.31)	(0:10.79)	(0:11.15)	(0:11.76)	(0:12.14)	(0:12.21)	(0:12.81)	(0:14.31)

Scratched: Bavarian Lady (#1)

Report Created: Sat 23 May 2026

(Note: Races are conducted over an approximate distance as close as possible to the advertised distance, and recorded data may vary accordingly. Official times refer to race times only and do not include handicap times.)

[] Position in running at each section and finish TAB# Saddle cloth number

Fastest split

-:-:- No data available at this section

BAR# Barrier/Gate Position

Fastest section

NA No data available

DNF Did not finish

DNT Did not track

DT-W Distance travelled compared to winner in metres

Horse/Jockey Name	Stellar Legend/Adam Sewell
Finish Rank	1
Fastest Section Time (Section)	0:11.15 (1200-1000)
Top Speed [km/h] (Section)	65.2 (1200-1000)
Race State	Finished



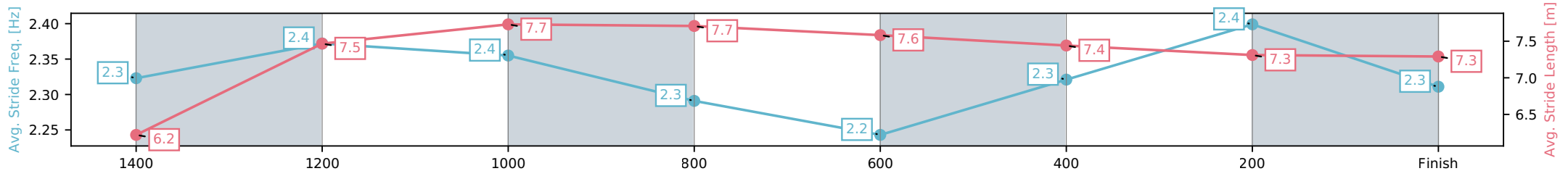
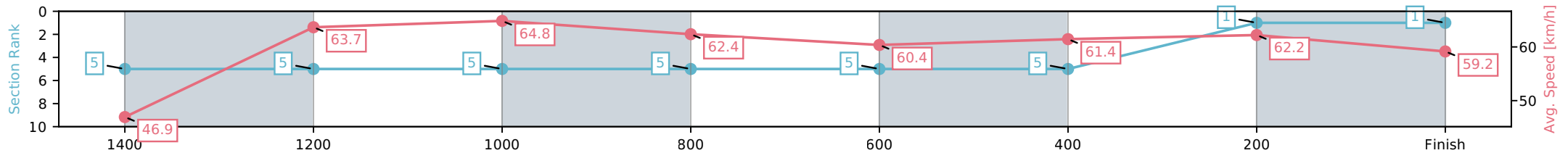
Mackay QLD --Professional-2026-05-23
 Race 5: STARCUT FLOWERS BENCHMARK 55 Handicap - 1560m



23 May 2026 - 2:54PM

Track Rating: Good 4, Weather: Fine, Rail Position: True Entire Circuit

Section	L1560	L1400	L1200	L1000	L800	L600	L400	L200
Section Times	1:33.48 (0:11.72)	1:21.76 [5] (0:11.42)	1:10.34 [5] (0:11.15)	0:59.20 [5] (0:11.61)	0:47.58 [5] (0:11.97)	0:35.62 [5] (0:11.80)	0:23.82 [5] (0:11.64)	0:12.18 [1] (0:12.18)
Average Speed [km/h]	46.9	63.7	64.8	62.4	60.4	61.4	62.2	59.2
Top Speed [km/h]	62.0	64.9	65.2	64.0	61.2	62.4	63.4	62.2
Avg. Dist. to Rail [m]	3.2	2.0	1.6	1.8	1.3	1.0	3.5	4.6
Avg. Stride Freq. [Hz]	2.3	2.4	2.4	2.3	2.2	2.3	2.4	2.3
Avg. Stride Length [m]	6.2	7.5	7.7	7.7	7.6	7.4	7.3	7.3



[] Ranking at each section and finish
 -:-:- No data available at this section
 NA No data available

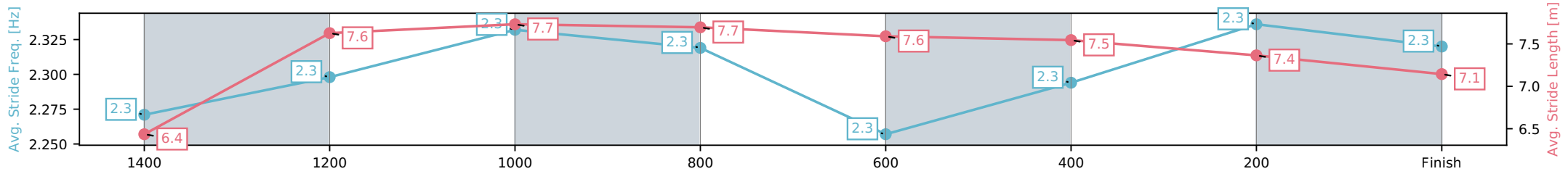
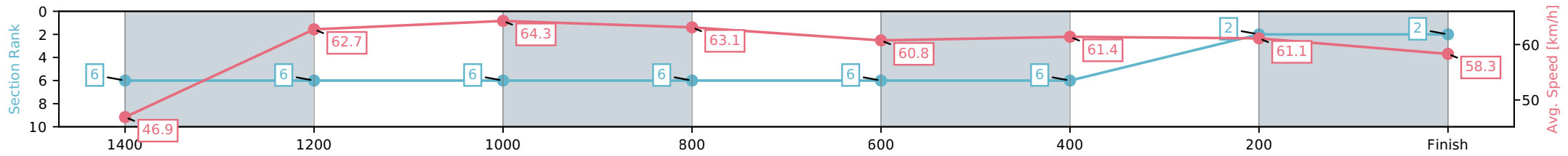
Horse/Jockey Name	Batemans Bay/Leah Martyn
Finish Rank	2
Fastest Section Time (Section)	0:11.24 (1200-1000)
Top Speed [km/h] (Section)	65.1 (1200-1000)
Race State	Finished



Mackay QLD --Professional-2026-05-23
 Race 5: STARCUT FLOWERS BENCHMARK 55 Handicap - 1560m
 23 May 2026 - 2:54PM
 Track Rating: Good 4, Weather: Fine, Rail Position: True Entire Circuit



Section	L1560	L1400	L1200	L1000	L800	L600	L400	L200
Section Times	1:34.12 (0:11.84)	1:22.28 [6] (0:11.50)	1:10.78 [6] (0:11.24)	0:59.54 [6] (0:11.46)	0:48.08 [6] (0:11.94)	0:36.14 [6] (0:11.89)	0:24.25 [6] (0:11.86)	0:12.39 [2] (0:12.39)
Average Speed [km/h]	46.9	62.7	64.3	63.1	60.8	61.4	61.1	58.3
Top Speed [km/h]	62.0	63.7	65.1	64.2	61.3	62.1	61.7	60.5
Avg. Dist. to Rail [m]	4.8	0.9	1.6	1.9	1.9	1.9	4.5	4.8
Avg. Stride Freq. [Hz]	2.3	2.3	2.3	2.3	2.3	2.3	2.3	2.3
Avg. Stride Length [m]	6.4	7.6	7.7	7.7	7.6	7.5	7.4	7.1



[] Ranking at each section and finish
 -:-:- No data available at this section
 NA No data available

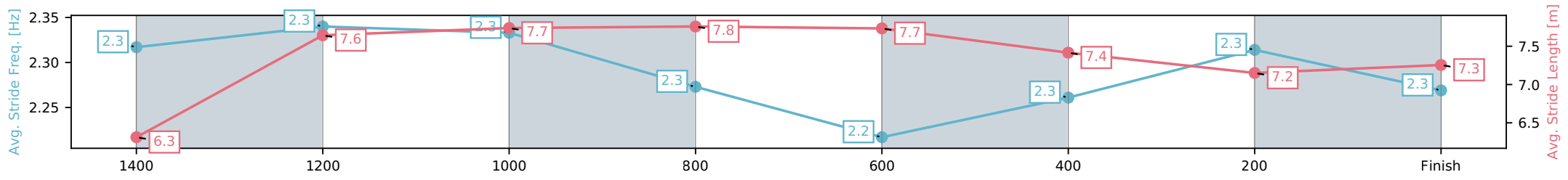
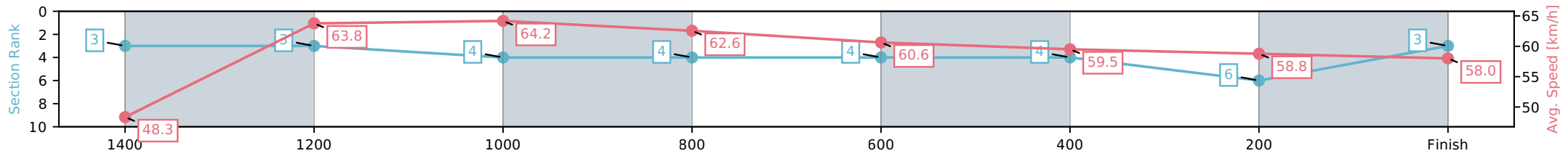
Horse/Jockey Name	Mayor Of Kingston/Aidan Holt
Finish Rank	3
Fastest Section Time (Section)	0:11.28 (1200-1000)
Top Speed [km/h] (Section)	65.1 (1200-1000)
Race State	Finished



Mackay QLD --Professional-2026-05-23
 Race 5: STARCUT FLOWERS BENCHMARK 55 Handicap - 1560m
 23 May 2026 - 2:54PM
 Track Rating: Good 4, Weather: Fine, Rail Position: True Entire Circuit



Section	L1560	L1400	L1200	L1000	L800	L600	L400	L200
Section Times	1:34.28 (0:11.41)	1:22.87 [3] (0:11.44)	1:11.43 [3] (0:11.28)	1:00.15 [4] (0:11.55)	0:48.60 [4] (0:11.88)	0:36.72 [4] (0:12.10)	0:24.62 [4] (0:12.25)	0:12.37 [6] (0:12.37)
Average Speed [km/h]	48.3	63.8	64.2	62.6	60.6	59.5	58.8	58.0
Top Speed [km/h]	63.0	64.5	65.1	63.8	61.9	60.3	59.9	59.9
Avg. Dist. to Rail [m]	3.8	2.7	2.4	1.2	0.4	0.3	2.0	1.9
Avg. Stride Freq. [Hz]	2.3	2.3	2.3	2.3	2.2	2.3	2.3	2.3
Avg. Stride Length [m]	6.3	7.6	7.7	7.8	7.7	7.4	7.2	7.3



[] Ranking at each section and finish
 -:-:- No data available at this section
 NA No data available

Horse/Jockey Name	Citiroc/Raul Silvera Olivera
Finish Rank	4
Fastest Section Time (Section)	0:11.15 (1200-1000)
Top Speed [km/h] (Section)	65.3 (1000-800)
Race State	Finished



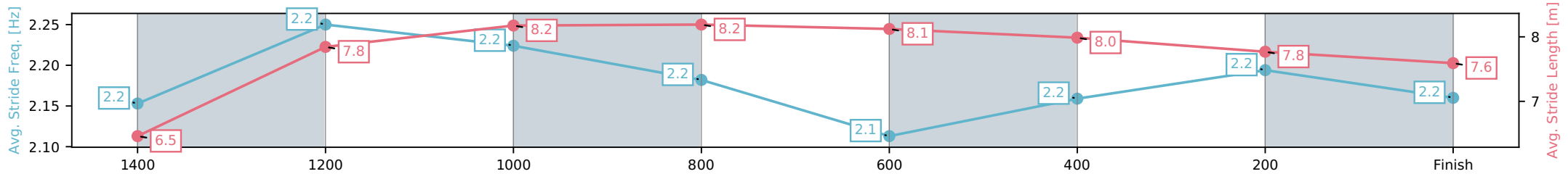
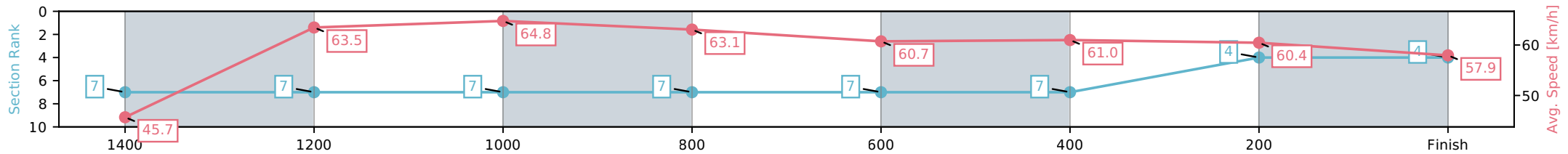
Mackay QLD --Professional-2026-05-23
 Race 5: STARCUT FLOWERS BENCHMARK 55 Handicap - 1560m



23 May 2026 - 2:54PM

Track Rating: Good 4, Weather: Fine, Rail Position: True Entire Circuit

Section	L1560	L1400	L1200	L1000	L800	L600	L400	L200
Section Times	1:34.39 (0:12.05)	1:22.34 [7] (0:11.45)	1:10.90 [7] (0:11.15)	0:59.74 [7] (0:11.48)	0:48.26 [7] (0:11.89)	0:36.38 [7] (0:11.88)	0:24.50 [7] (0:11.95)	0:12.56 [4] (0:12.56)
Average Speed [km/h]	45.7	63.5	64.8	63.1	60.7	61.0	60.4	57.9
Top Speed [km/h]	60.8	64.9	65.1	65.3	61.7	61.8	60.8	62.2
Avg. Dist. to Rail [m]	3.7	2.0	1.1	1.4	1.1	0.8	2.8	4.4
Avg. Stride Freq. [Hz]	2.2	2.2	2.2	2.2	2.1	2.2	2.2	2.2
Avg. Stride Length [m]	6.5	7.8	8.2	8.2	8.1	8.0	7.8	7.6



[] Ranking at each section and finish
 -:-:- No data available at this section
 NA No data available

Horse/Jockey Name	Mordecai/Warwick Satherley
Finish Rank	5
Fastest Section Time (Section)	0:11.25 (1200-1000)
Top Speed [km/h] (Section)	64.6 (1200-1000)
Race State	Finished



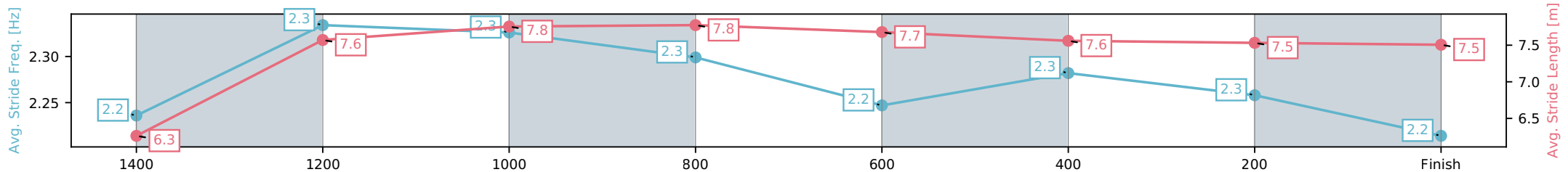
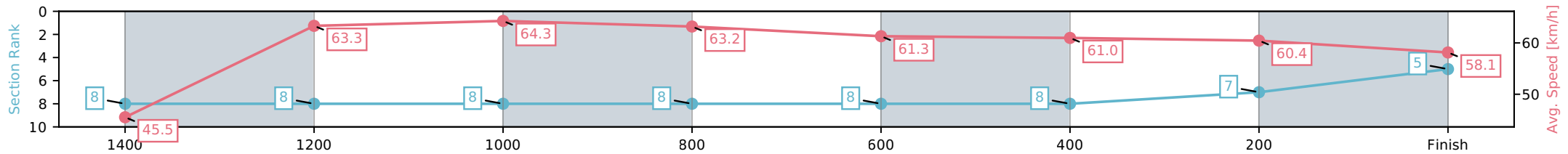
Mackay QLD --Professional-2026-05-23
 Race 5: STARCUT FLOWERS BENCHMARK 55 Handicap - 1560m



23 May 2026 - 2:54PM

Track Rating: Good 4, Weather: Fine, Rail Position: True Entire Circuit

Section	L1560	L1400	L1200	L1000	L800	L600	L400	L200
Section Times	1:34.53 (0:12.09)	1:22.44 [8] (0:11.50)	1:10.95 [8] (0:11.25)	0:59.70 [8] (0:11.46)	0:48.24 [8] (0:11.82)	0:36.42 [8] (0:11.94)	0:24.48 [8] (0:11.96)	0:12.52 [7] (0:12.52)
Average Speed [km/h]	45.5	63.3	64.3	63.2	61.3	61.0	60.4	58.1
Top Speed [km/h]	60.7	64.3	64.6	64.4	61.6	61.5	61.4	60.5
Avg. Dist. to Rail [m]	5.9	2.2	1.9	1.9	2.2	1.4	3.4	3.4
Avg. Stride Freq. [Hz]	2.2	2.3	2.3	2.3	2.2	2.3	2.3	2.2
Avg. Stride Length [m]	6.3	7.6	7.8	7.8	7.7	7.6	7.5	7.5



- [] Ranking at each section and finish
- :-:- No data available at this section
- NA No data available

Horse/Jockey Name	Masali Raffa/Chris McIver
Finish Rank	6
Fastest Section Time (Section)	0:11.15 (1200-1000)
Top Speed [km/h] (Section)	66.6 (1400-1200)
Race State	Finished



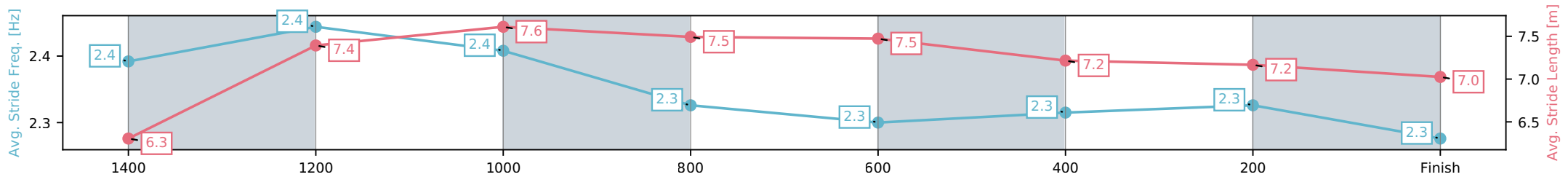
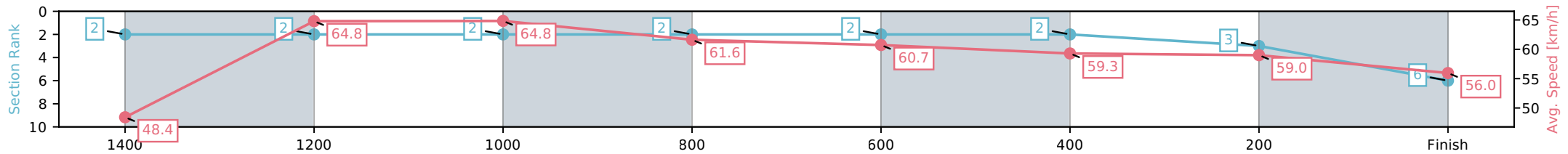
Mackay QLD --Professional-2026-05-23
 Race 5: STARCUT FLOWERS BENCHMARK 55 Handicap - 1560m



23 May 2026 - 2:54PM

Track Rating: Good 4, Weather: Fine, Rail Position: True Entire Circuit

Section	L1560	L1400	L1200	L1000	L800	L600	L400	L200
Section Times	1:34.67 (0:11.37)	1:23.30 [2] (0:11.28)	1:12.02 [2] (0:11.15)	1:00.88 [2] (0:11.68)	0:49.20 [2] (0:11.86)	0:37.34 [2] (0:12.20)	0:25.14 [2] (0:12.24)	0:12.89 [3] (0:12.89)
Average Speed [km/h]	48.4	64.8	64.8	61.6	60.7	59.3	59.0	56.0
Top Speed [km/h]	62.8	66.6	66.5	63.3	61.9	59.9	59.7	58.3
Avg. Dist. to Rail [m]	5.7	3.2	1.4	0.3	0.3	0.9	1.9	1.4
Avg. Stride Freq. [Hz]	2.4	2.4	2.4	2.3	2.3	2.3	2.3	2.3
Avg. Stride Length [m]	6.3	7.4	7.6	7.5	7.5	7.2	7.2	7.0



- [] Ranking at each section and finish
- :-:- No data available at this section
- NA No data available

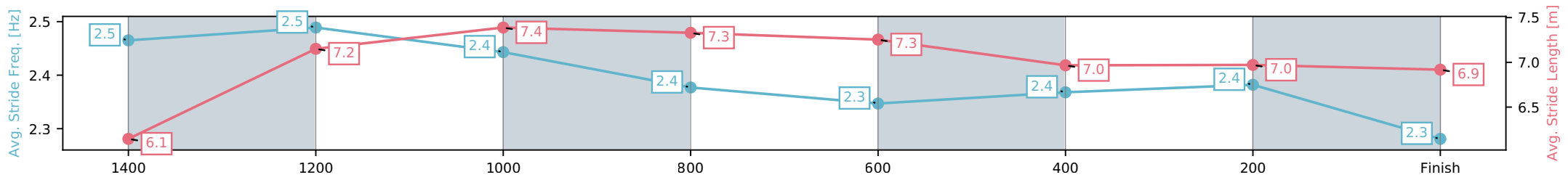
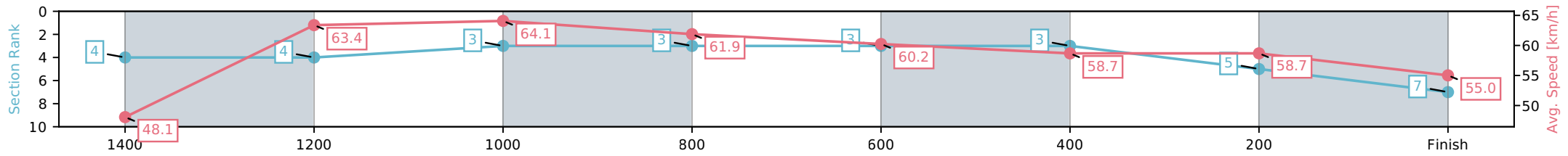
Horse/Jockey Name	Yorokobi/Sean Cormack
Finish Rank	7
Fastest Section Time (Section)	0:11.23 (1200-1000)
Top Speed [km/h] (Section)	65.5 (1200-1000)
Race State	Finished



Mackay QLD --Professional-2026-05-23
 Race 5: STARCUT FLOWERS BENCHMARK 55 Handicap - 1560m
 23 May 2026 - 2:54PM
 Track Rating: Good 4, Weather: Fine, Rail Position: True Entire Circuit



Section	L1560	L1400	L1200	L1000	L800	L600	L400	L200
Section Times	1:35.06 (0:11.47)	1:23.59 [4] (0:11.39)	1:12.20 [4] (0:11.23)	1:00.98 [3] (0:11.55)	0:49.42 [3] (0:11.82)	0:37.61 [3] (0:12.16)	0:25.45 [3] (0:12.30)	0:13.16 [5] (0:13.16)
Average Speed [km/h]	48.1	63.4	64.1	61.9	60.2	58.7	58.7	55.0
Top Speed [km/h]	64.2	64.8	65.5	62.9	61.6	60.2	60.3	57.9
Avg. Dist. to Rail [m]	1.8	0.8	0.8	2.2	2.8	1.2	1.2	1.0
Avg. Stride Freq. [Hz]	2.5	2.5	2.4	2.4	2.3	2.4	2.4	2.3
Avg. Stride Length [m]	6.1	7.2	7.4	7.3	7.3	7.0	7.0	6.9



[] Ranking at each section and finish
 -:-:- No data available at this section
 NA No data available

Horse/Jockey Name	Starmeira/Nikki Olzard
Finish Rank	8
Fastest Section Time (Section)	0:10.79 (1400-1200)
Top Speed [km/h] (Section)	67.7 (1400-1200)
Race State	Finished



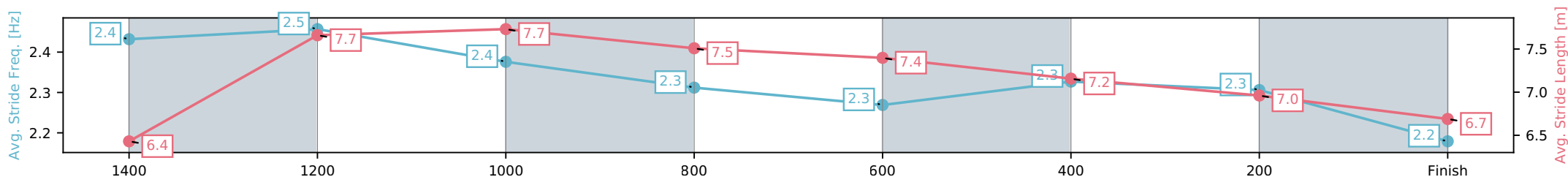
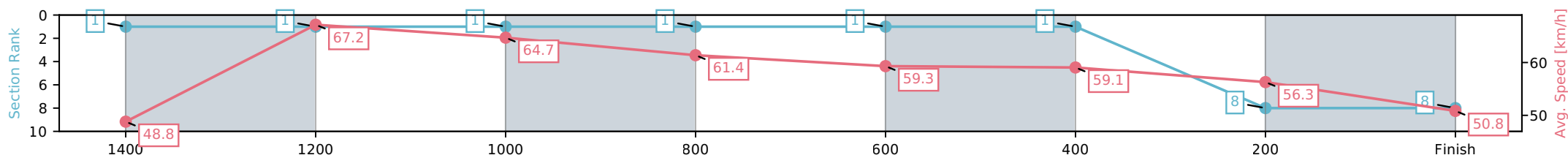
Mackay QLD --Professional-2026-05-23
 Race 5: STARCUT FLOWERS BENCHMARK 55 Handicap - 1560m



23 May 2026 - 2:54PM

Track Rating: Good 4, Weather: Fine, Rail Position: True Entire Circuit

Section	L1560	L1400	L1200	L1000	L800	L600	L400	L200
Section Times	1:36.47 (0:11.31)	1:25.16 [1] (0:10.79)	1:14.37 [1] (0:11.15)	1:03.22 [1] (0:11.76)	0:51.46 [1] (0:12.14)	0:39.32 [1] (0:12.21)	0:27.11 [1] (0:12.81)	0:14.31 [8] (0:14.31)
Average Speed [km/h]	48.8	67.2	64.7	61.4	59.3	59.1	56.3	50.8
Top Speed [km/h]	66.8	67.7	67.3	62.9	60.3	59.8	58.6	54.0
Avg. Dist. to Rail [m]	5.9	1.7	0.8	0.6	0.5	0.4	0.9	1.0
Avg. Stride Freq. [Hz]	2.4	2.5	2.4	2.3	2.3	2.3	2.3	2.2
Avg. Stride Length [m]	6.4	7.7	7.7	7.5	7.4	7.2	7.0	6.7



[] Ranking at each section and finish
 -:-:- No data available at this section
 NA No data available



Mackay QLD

Race 6: LADBROKES AMATEURS CUP OPEN Handicap - 1800m

23 May 2026 - 3:35PM



MACKAY TURF CLUB
Ooralea Racecourse

Track Rating: Good 4, Weather: Fine, Rail Position: True Entire Circuit

Field Times (Race Tempo)	1:48.64 (0:13.48)	1:35.16 (0:11.36)	1:23.80 (0:11.72)	1:12.08 (0:11.93)	1:00.16 (0:12.11)	0:48.05 (0:11.88)	0:36.17 (0:12.07)	0:24.10 (0:11.95)
-----------------------------	----------------------	----------------------	----------------------	----------------------	----------------------	----------------------	----------------------	----------------------

Rank	TAB# (BAR#)	Horse Jockey	Overall Time Margin (DT-W)	First 400m Last 600m	Top Speed km/h (Section) Fastest Section (Time)	L1800	L1600	L1400	L1200	L1000	L800	L600	L400
						Start - 1600	1600 - 1400	1400 - 1200	1200 - 1000	1000 - 800	800 - 600	600 - 400	400 - 200
1	3	Smart Legend	1:48.64	0:25.35	64.0 (1400-1200)	1:48.64	1:34.89 [4]	1:23.29 [5]	1:11.35 [5]	0:59.32 [5]	0:47.36 [5]	0:35.71 [5]	0:23.92 [4]
	(2)	Ryan Wiggins		0:35.71	1600-1400 (0:11.60)	(0:13.75)	(0:11.60)	(0:11.94)	(0:12.03)	(0:11.96)	0:11.65	(0:11.78)	(0:11.78)
2	4	Journalism	1:48.97	0:25.70	64.0 (1600-1400)	1:48.97	1:34.92 [8]	1:23.26 [7]	1:11.40 [7]	0:59.41 [6]	0:47.57 [6]	0:35.85 [6]	0:24.03 [7]
	(3)	Adam Sewell	2.0L (-4)	0:35.85	1600-1400 (0:11.65)	(0:14.05)	(0:11.65)	(0:11.87)	(0:11.99)	(0:11.83)	(0:11.72)	(0:11.82)	(0:11.91)
3	2	Logan Street Lion	1:49.03	0:25.66	63.5 (1600-1400)	1:49.03	1:35.00 [6]	1:23.37 [6]	1:11.49 [6]	0:59.46 [7]	0:47.53 [7]	0:35.83 [7]	0:24.10 [5]
	(6)	Raul Silvera Olivera	2.3L (+2)	0:35.83	1600-1400 (0:11.63)	(0:14.03)	(0:11.63)	(0:11.89)	(0:12.03)	(0:11.93)	(0:11.70)	(0:11.73)	(0:11.85)
4	5	Perovic	1:49.14	0:26.11	64.8 (1400-1200)	1:49.14	1:34.72 [12]	1:23.03 [10]	1:11.22 [9]	0:59.29 [9]	0:47.41 [9]	0:35.76 [8]	0:24.03 [8]
	(11)	Sean Cormack	3.0L (-4)	0:35.75	800-600 (0:11.65)	(0:14.42)	(0:11.69)	(0:11.81)	(0:11.94)	(0:11.88)	0:11.65	(0:11.73)	(0:11.86)
5	7	Moktaffy	1:49.15	0:25.92	63.2 (1400-1200)	1:49.15	1:35.12 [7]	1:23.23 [8]	1:11.34 [8]	0:59.37 [8]	0:47.44 [8]	0:35.72 [9]	0:24.01 [9]
	(5)	Chris McIver	3.0L (+3)	0:35.72	800-600 (0:11.71)	(0:14.03)	(0:11.89)	(0:11.89)	(0:11.97)	(0:11.93)	(0:11.71)	(0:11.71)	(0:11.75)
6	13	Cash Artist	1:49.16	0:25.20	64.1 (1600-1400)	1:49.16	1:35.35 [5]	1:23.96 [4]	1:12.30 [3]	1:00.32 [3]	0:48.33 [3]	0:36.46 [3]	0:24.48 [3]
	(1)	Natalea Summers	3.1L (-6)	0:36.45	1600-1400 (0:11.39)	(0:13.81)	(0:11.39)	(0:11.66)	(0:11.97)	(0:12.00)	(0:11.87)	(0:11.98)	(0:12.03)
7	11	Bavarian Lady	1:49.27	0:26.20	63.3 (1000-800)	1:49.27	1:34.97 [10]	1:23.07 [11]	1:11.12 [12]	0:59.16 [10]	0:47.32 [10]	0:35.58 [11]	0:23.82 [10]
	(4)	Warwick Satherley	3.7L (+2)	0:35.57	800-600 (0:11.74)	(0:14.30)	(0:11.90)	(0:11.94)	(0:11.96)	(0:11.84)	(0:11.74)	(0:11.75)	(0:11.77)
8	1	Hopeful	1:49.66	0:26.46	63.9 (1400-1200)	1:49.66	1:35.30 [11]	1:23.20 [12]	1:11.54 [11]	0:59.47 [11]	0:47.70 [11]	0:36.01 [10]	0:24.19 [11]
	(9)	Aidan Holt	6.0L (-3)	0:36.01	1400-1200 (0:11.66)	(0:14.36)	(0:12.10)	(0:11.66)	(0:12.07)	0:11.77	(0:11.69)	(0:11.82)	(0:11.88)
9	10	Misterkiphoge	1:49.82	0:25.05	65.2 (1800 - 1600)	1:49.82	1:36.25 [2]	1:24.77 [2]	1:12.81 [4]	1:00.83 [4]	0:48.85 [4]	0:36.97 [4]	0:24.88 [6]
	(8)	Leah Martyn	7.0L (+3)	0:36.97	1600-1400 (0:11.48)	(0:13.57)	(0:11.48)	(0:11.96)	(0:11.98)	(0:11.98)	(0:11.88)	(0:12.09)	(0:12.19)
10	9	John Joseph	1:49.96	0:26.07	65.5 (1400-1200)	1:49.96	1:35.79 [9]	1:23.88 [9]	1:11.91 [10]	0:59.61 [12]	0:47.74 [12]	0:36.00 [12]	0:24.38 [12]
	(13)	Nathan Thomas	7.8L (+4)	0:36.00	600-400 (0:11.62)	(0:14.17)	(0:11.90)	(0:11.98)	(0:12.30)	(0:11.87)	(0:11.74)	(0:11.62)	0:11.68

Report Created: Sat 23 May 2026

(Note: Races are conducted over an approximate distance as close as possible to the advertised distance, and recorded data may vary accordingly. Official times refer to race times only and do not include handicap times.)

[] Position in running at each section and finish TAB# Saddle cloth number

:-:-- No data available at this section

NA No data available

DNT Did not track

BAR# Barrier/Gate Position

DNF Did not finish

DT-W Distance travelled compared to winner in metres

Fastest split

Fastest section



Mackay QLD
 Race 6: LADBROKES AMATEURS CUP OPEN Handicap - 1800m
 23 May 2026 - 3:35PM



MACKAY TURF CLUB
 Ooralea Racecourse

Track Rating: Good 4, Weather: Fine, Rail Position: True Entire Circuit

Field Times (Race Tempo) 1:48.64 (0:13.48) 1:35.16 (0:11.36) 1:23.80 (0:11.72) 1:12.08 (0:11.93) 1:00.16 (0:12.11) 0:48.05 (0:11.88) 0:36.17 (0:12.07) 0:24.10 (0:11.95)

Rank	TAB#	Horse	Overall Time	First 400m	Top Speed km/h (Section)	L1800	L1600	L1400	L1200	L1000	L800	L600	L400
	(BAR#)	Jockey	Margin (DT-W)	Last 600m	Fastest Section (Time)	Start - 1600	1600 - 1400	1400 - 1200	1200 - 1000	1000 - 800	800 - 600	600 - 400	400 - 200
11	8	Colleano	1:50.19	0:25.07	65.9 (1600-1400)	1:50.19	1:36.48 [3]	1:25.12 [3]	1:13.45 [2]	1:01.60 [2]	0:49.59 [2]	0:37.66 [2]	0:25.53 [2]
	(10)	Tasha Chambers	9.1L (+8)	0:37.66	1600-1400 (0:11.36)	(0:13.71)	(0:11.36)	(0:11.67)	(0:11.85)	(0:12.01)	(0:11.93)	(0:12.13)	(0:12.34)
12	6	Acclimatise	1:50.24	0:24.84	65.1 (1600-1400)	1:50.24	1:36.76 [1]	1:25.40 [1]	1:13.68 [1]	1:01.76 [1]	0:49.65 [1]	0:37.77 [1]	0:25.70 [1]
	(7)	Nikki Olzard	9.4L (-4)	0:37.77	1600-1400 (0:11.36)	(0:13.48)	(0:11.36)	(0:11.72)	(0:11.93)	(0:12.11)	(0:11.88)	(0:12.07)	(0:12.44)
13	12	Turn Me Royale	1:50.35	0:26.77	64.9 (400-200)	1:50.35	1:35.60 [13]	1:23.58 [13]	1:11.98 [13]	0:59.78 [13]	0:47.91 [13]	0:36.19 [13]	0:24.68 [13]
	(12)	Chelsea Jokic	10.1L (+5)	0:36.20	600-400 (0:11.51)	(0:14.75)	(0:12.02)	(0:11.60)	(0:12.20)	(0:11.87)	(0:11.72)	(0:11.51)	(0:11.73)

Report Created: Sat 23 May 2026

(Note: Races are conducted over an approximate distance as close as possible to the advertised distance, and recorded data may vary accordingly. Official times refer to race times only and do not include handicap times.)

[] Position in running at each section and finish TAB# Saddle cloth number

--- No data available at this section

NA No data available

DNT Did not track

BAR# Barrier/Gate Position

DNF Did not finish

DT-W Distance travelled compared to winner in metres

[] Fastest split

[█] Fastest section



Mackay QLD
 Race 6: LADBROKES AMATEURS CUP OPEN Handicap - 1800m
 23 May 2026 - 3:35PM



MACKAY TURF CLUB
 Ooralea Racecourse

Track Rating: Good 4, Weather: Fine, Rail Position: True Entire Circuit

Field Times 0:12.15
 (Race Tempo) (0:12.15)

Rank	TAB#	Horse	Overall Time	First 400m	Top Speed km/h (Section)	L200									
	(BAR#)	Jockey	Margin (DT-W)	Last 600m	Fastest Section (Time)	200 - Finish									
1	3	Smart Legend	1:48.64	0:25.35	64.0 (1400-1200)	0:12.15 [1]									
	(2)	Ryan Wiggins		0:35.71	1600-1400 (0:11.60)	(0:12.15)									
2	4	Journalism	1:48.97	0:25.70	64.0 (1600-1400)	0:12.12 [4]									
	(3)	Adam Sewell	2.0L (-4)	0:35.85	1600-1400 (0:11.65)	(0:12.12)									
3	2	Logan Street Lion	1:49.03	0:25.66	63.5 (1600-1400)	0:12.25 [3]									
	(6)	Raul Silvera Olivera	2.3L (+2)	0:35.83	1600-1400 (0:11.63)	(0:12.25)									
4	5	Perovic	1:49.14	0:26.11	64.8 (1400-1200)	0:12.16 [6]									
	(11)	Sean Cormack	3.0L (-4)	0:35.75	800-600 (0:11.65)	(0:12.16)									
5	7	Moktaffy	1:49.15	0:25.92	63.2 (1400-1200)	0:12.26 [5]									
	(5)	Chris Mclver	3.0L (+3)	0:35.72	800-600 (0:11.71)	(0:12.26)									
6	13	Cash Artist	1:49.16	0:25.20	64.1 (1600-1400)	0:12.44 [2]									
	(1)	Natalea Summers	3.1L (-6)	0:36.45	1600-1400 (0:11.39)	(0:12.44)									
7	11	Bavarian Lady	1:49.27	0:26.20	63.3 (1000-800)	0:12.05 [10]									
	(4)	Warwick Satherley	3.7L (+2)	0:35.57	800-600 (0:11.74)	(0:12.05)									
8	1	Hopeful	1:49.66	0:26.46	63.9 (1400-1200)	0:12.31 [12]									
	(9)	Aidan Holt	6.0L (-3)	0:36.01	1400-1200 (0:11.66)	(0:12.31)									
9	10	Misterkipchoge	1:49.82	0:25.05	65.2 (1800 - 1600)	0:12.69 [9]									
	(8)	Leah Martyn	7.0L (+3)	0:36.97	1600-1400 (0:11.48)	(0:12.69)									
10	9	John Joseph	1:49.96	0:26.07	65.5 (1400-1200)	0:12.70 [11]									
	(13)	Nathan Thomas	7.8L (+4)	0:36.00	600-400 (0:11.62)	(0:12.70)									

Report Created: Sat 23 May 2026

(Note: Races are conducted over an approximate distance as close as possible to the advertised distance, and recorded data may vary accordingly. Official times refer to race times only and do not include handicap times.)

[] Position in running at each section and finish TAB# Saddle cloth number
 -:-:- No data available at this section BAR# Barrier/Gate Position
 NA No data available DNF Did not finish
 DNT Did not track DT-W Distance travelled compared to winner in metres

Fastest split
 Fastest section



Mackay QLD
 Race 6: LADBROKES AMATEURS CUP OPEN Handicap - 1800m
 23 May 2026 - 3:35PM



Track Rating: Good 4, Weather: Fine, Rail Position: True Entire Circuit

Field Times 0:12.15
 (Race Tempo) (0:12.15)

Rank	TAB#	Horse	Overall Time	First 400m	Top Speed km/h (Section)	L200							
	(BAR#)	Jockey	Margin (DT-W)	Last 600m	Fastest Section (Time)	200 - Finish							
11	8	Colleano	1:50.19	0:25.07	65.9 (1600-1400)	0:13.19 [8]							
	(10)	Tasha Chambers	9.1L (+8)	0:37.66	1600-1400 (0:11.36)	(0:13.19)							
12	6	Acclimatise	1:50.24	0:24.84	65.1 (1600-1400)	0:13.26 [7]							
	(7)	Nikki Olzard	9.4L (-4)	0:37.77	1600-1400 (0:11.36)	(0:13.26)							
13	12	Turn Me Royale	1:50.35	0:26.77	64.9 (400-200)	0:12.96 [13]							
	(12)	Chelsea Jokic	10.1L (+5)	0:36.20	600-400 (0:11.51)	(0:12.96)							

Report Created: Sat 23 May 2026

(Note: Races are conducted over an approximate distance as close as possible to the advertised distance, and recorded data may vary accordingly. Official times refer to race times only and do not include handicap times.)

[] Position in running at each section and finish TAB# Saddle cloth number
 -:-:- No data available at this section BAR# Barrier/Gate Position
 NA No data available DNF Did not finish
 DNT Did not track DT-W Distance travelled compared to winner in metres

Fastest split
 Fastest section

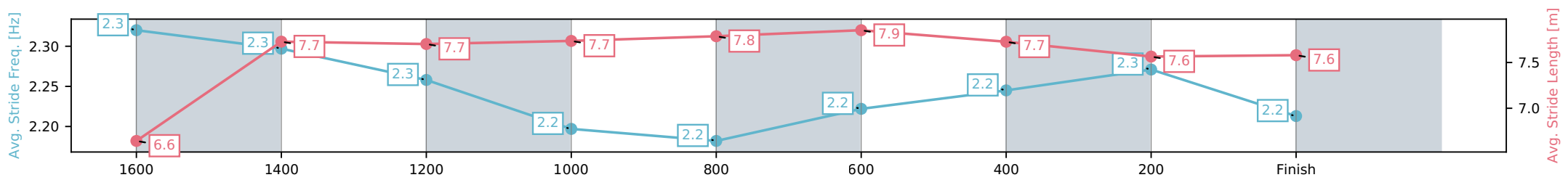
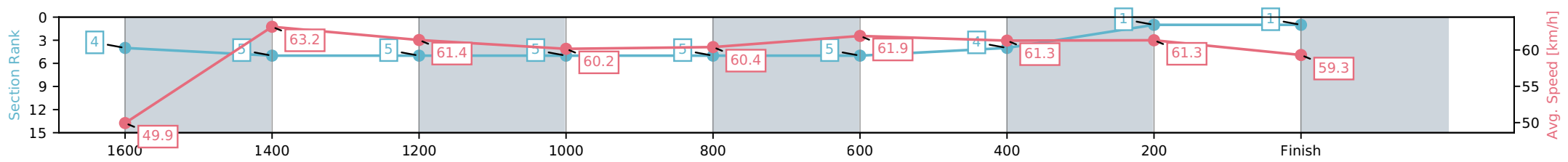
Horse/Jockey Name	Smart Legend/Ryan Wiggins
Finish Rank	1
Fastest Section Time (Section)	0:11.60 (1600-1400)
Top Speed [km/h] (Section)	64.0 (1400-1200)
Race State	Finished



Mackay QLD --Professional-2026-05-23
 Race 6: LADBROKES AMATEURS CUP OPEN Handicap - 1800m
 23 May 2026 - 3:35PM
 Track Rating: Good 4, Weather: Fine, Rail Position: True Entire Circuit



Section	L1800	L1600	L1400	L1200	L1000	L800	L600	L400	L200
Section Times	1:48.64 (0:13.75)	1:34.89 [4] (0:11.60)	1:23.29 [5] (0:11.94)	1:11.35 [5] (0:12.03)	0:59.32 [5] (0:11.96)	0:47.36 [5] (0:11.65)	0:35.71 [5] (0:11.78)	0:23.92 [4] (0:11.78)	0:12.15 [1] (0:12.15)
Average Speed [km/h]	49.9	63.2	61.4	60.2	60.4	61.9	61.3	61.3	59.3
Top Speed [km/h]	62.8	63.9	64.0	61.3	61.0	63.0	62.9	62.4	61.0
Avg. Dist. to Rail [m]	3.4	2.8	2.7	2.3	1.4	1.1	0.5	2.9	3.2
Avg. Stride Freq. [Hz]	2.3	2.3	2.3	2.2	2.2	2.2	2.2	2.3	2.2
Avg. Stride Length [m]	6.6	7.7	7.7	7.7	7.8	7.9	7.7	7.6	7.6



[] Ranking at each section and finish
 -:-:- No data available at this section
 NA No data available

Horse/Jockey Name	Journalism/Adam Sewell
Finish Rank	2
Fastest Section Time (Section)	0:11.65 (1600-1400)
Top Speed [km/h] (Section)	64.0 (1600-1400)
Race State	Finished



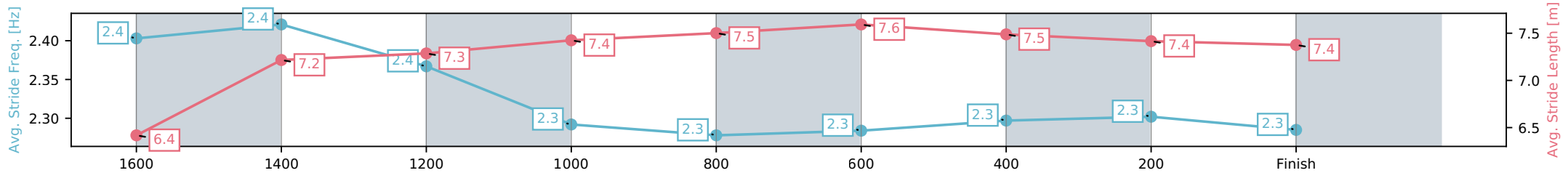
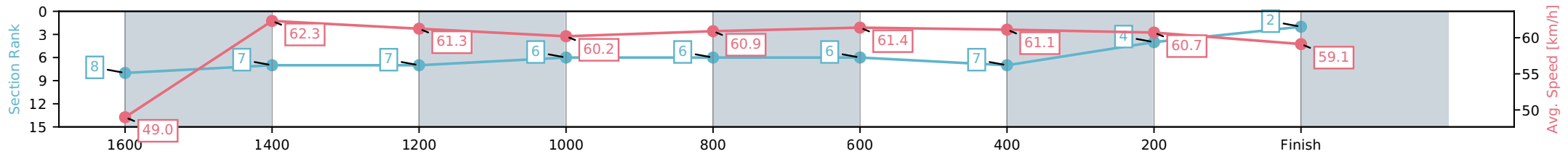
Mackay QLD --Professional-2026-05-23
 Race 6: LADBROKES AMATEURS CUP OPEN Handicap - 1800m



23 May 2026 - 3:35PM

Track Rating: Good 4, Weather: Fine, Rail Position: True Entire Circuit

Section	L1800	L1600	L1400	L1200	L1000	L800	L600	L400	L200
Section Times	1:48.97 (0:14.05)	1:34.92 [8] (0:11.65)	1:23.26 [7] (0:11.87)	1:11.40 [7] (0:11.99)	0:59.41 [6] (0:11.83)	0:47.57 [6] (0:11.72)	0:35.85 [6] (0:11.82)	0:24.03 [7] (0:11.91)	0:12.12 [4] (0:12.12)
Average Speed [km/h]	49.0	62.3	61.3	60.2	60.9	61.4	61.1	60.7	59.1
Top Speed [km/h]	62.7	64.0	63.4	61.0	61.9	62.1	61.7	61.5	61.3
Avg. Dist. to Rail [m]	2.8	1.4	1.5	1.0	0.5	0.4	0.7	2.6	2.4
Avg. Stride Freq. [Hz]	2.4	2.4	2.4	2.3	2.3	2.3	2.3	2.3	2.3
Avg. Stride Length [m]	6.4	7.2	7.3	7.4	7.5	7.6	7.5	7.4	7.4



- [] Ranking at each section and finish
- :-:- No data available at this section
- NA No data available

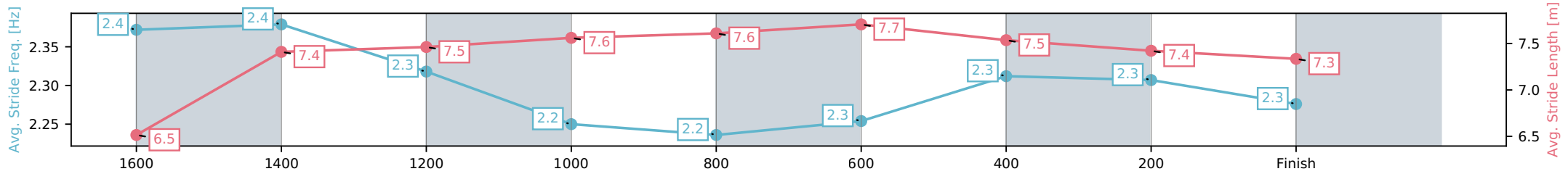
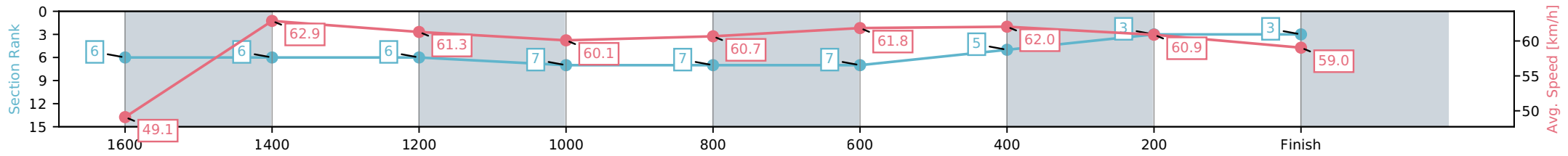
Horse/Jockey Name	Logan Street Lion/Raul Silvera Olivera
Finish Rank	3
Fastest Section Time (Section)	0:11.63 (1600-1400)
Top Speed [km/h] (Section)	63.5 (1600-1400)
Race State	Finished



Mackay QLD --Professional-2026-05-23
 Race 6: LADBROKES AMATEURS CUP OPEN Handicap - 1800m
 23 May 2026 - 3:35PM
 Track Rating: Good 4, Weather: Fine, Rail Position: True Entire Circuit



Section	L1800	L1600	L1400	L1200	L1000	L800	L600	L400	L200
Section Times	1:49.03 (0:14.03)	1:35.00 [6] (0:11.63)	1:23.37 [6] (0:11.89)	1:11.49 [6] (0:12.03)	0:59.46 [7] (0:11.93)	0:47.53 [7] (0:11.70)	0:35.83 [7] (0:11.73)	0:24.10 [5] (0:11.85)	0:12.25 [3] (0:12.25)
Average Speed [km/h]	49.1	62.9	61.3	60.1	60.7	61.8	62.0	60.9	59.0
Top Speed [km/h]	61.9	63.5	63.2	60.8	61.7	62.2	62.4	62.2	62.3
Avg. Dist. to Rail [m]	5.2	2.6	1.9	2.0	1.7	1.8	1.5	4.7	6.1
Avg. Stride Freq. [Hz]	2.4	2.4	2.3	2.2	2.2	2.3	2.3	2.3	2.3
Avg. Stride Length [m]	6.5	7.4	7.5	7.6	7.6	7.7	7.5	7.4	7.3



[] Ranking at each section and finish
 -.-.- No data available at this section
 NA No data available

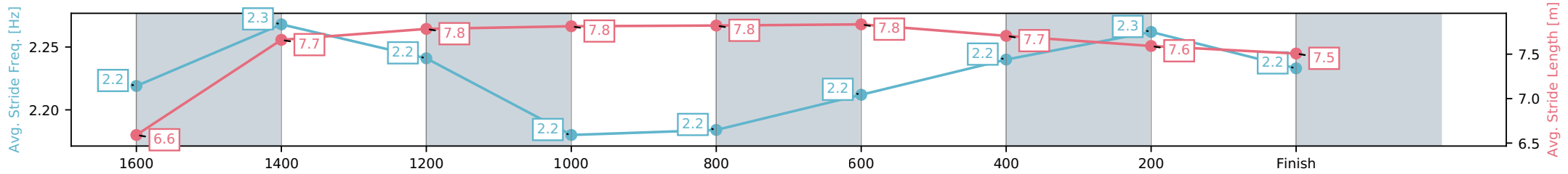
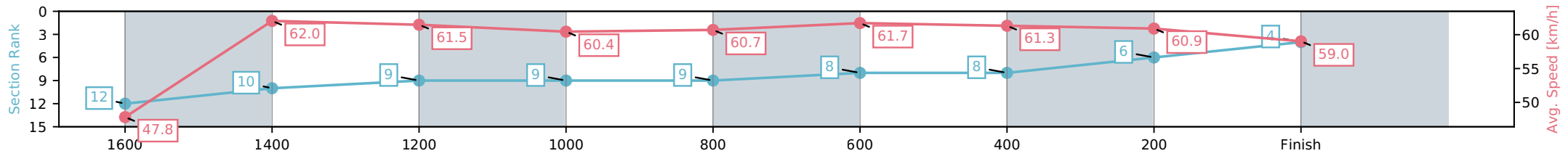
Horse/Jockey Name	Perovic/Sean Cormack
Finish Rank	4
Fastest Section Time (Section)	0:11.65 (800-600)
Top Speed [km/h] (Section)	64.8 (1400-1200)
Race State	Finished



Mackay QLD --Professional-2026-05-23
 Race 6: LADBROKES AMATEURS CUP OPEN Handicap - 1800m
 23 May 2026 - 3:35PM
 Track Rating: Good 4, Weather: Fine, Rail Position: True Entire Circuit



Section	L1800	L1600	L1400	L1200	L1000	L800	L600	L400	L200
Section Times	1:49.14 (0:14.42)	1:34.72 [12] (0:11.69)	1:23.03 [10] (0:11.81)	1:11.22 [9] (0:11.94)	0:59.29 [9] (0:11.88)	0:47.41 [9] (0:11.65)	0:35.76 [8] (0:11.73)	0:24.03 [8] (0:11.86)	0:12.16 [6] (0:12.16)
Average Speed [km/h]	47.8	62.0	61.5	60.4	60.7	61.7	61.3	60.9	59.0
Top Speed [km/h]	62.5	63.8	64.8	61.1	61.7	62.5	61.9	61.8	60.9
Avg. Dist. to Rail [m]	7.5	1.0	1.4	0.9	0.6	0.4	0.5	3.3	5.2
Avg. Stride Freq. [Hz]	2.2	2.3	2.2	2.2	2.2	2.2	2.2	2.3	2.2
Avg. Stride Length [m]	6.6	7.7	7.8	7.8	7.8	7.8	7.7	7.6	7.5



[] Ranking at each section and finish
 -.-.- No data available at this section
 NA No data available

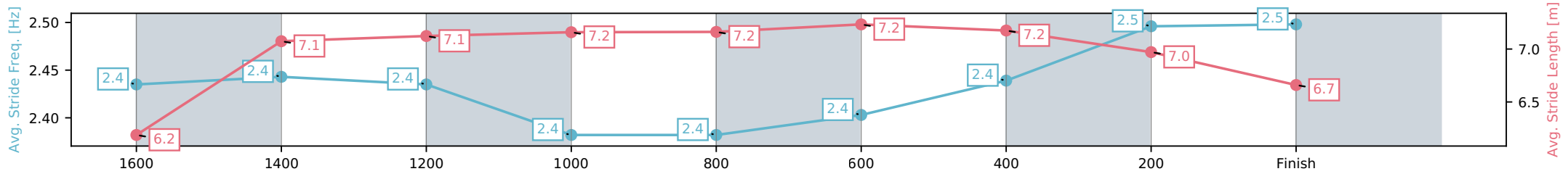
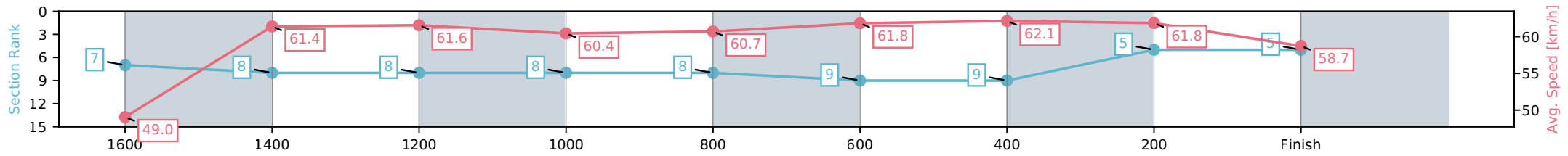
Horse/Jockey Name	Moktaffy/Chris Mclver
Finish Rank	5
Fastest Section Time (Section)	0:11.71 (800-600)
Top Speed [km/h] (Section)	63.2 (1400-1200)
Race State	Finished



Mackay QLD --Professional-2026-05-23
 Race 6: LADBROKES AMATEURS CUP OPEN Handicap - 1800m
 23 May 2026 - 3:35PM
 Track Rating: Good 4, Weather: Fine, Rail Position: True Entire Circuit



Section	L1800	L1600	L1400	L1200	L1000	L800	L600	L400	L200
Section Times	1:49.15 (0:14.03)	1:35.12 [7] (0:11.89)	1:23.23 [8] (0:11.89)	1:11.34 [8] (0:11.97)	0:59.37 [8] (0:11.93)	0:47.44 [8] (0:11.71)	0:35.72 [9] (0:11.71)	0:24.01 [9] (0:11.75)	0:12.26 [5] (0:12.26)
Average Speed [km/h]	49.0	61.4	61.6	60.4	60.7	61.8	62.1	61.8	58.7
Top Speed [km/h]	61.7	62.3	63.2	60.8	62.0	62.5	62.8	62.5	60.9
Avg. Dist. to Rail [m]	4.0	2.1	2.7	2.5	2.1	1.8	1.5	6.4	7.5
Avg. Stride Freq. [Hz]	2.4	2.4	2.4	2.4	2.4	2.4	2.4	2.5	2.5
Avg. Stride Length [m]	6.2	7.1	7.1	7.2	7.2	7.2	7.2	7.0	6.7



[] Ranking at each section and finish
 -:-:- No data available at this section
 NA No data available

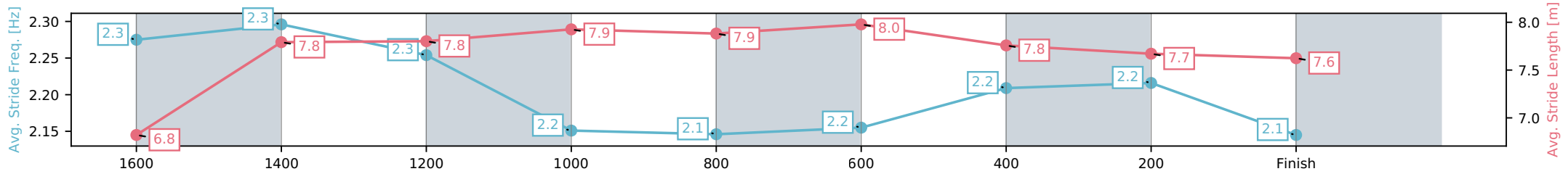
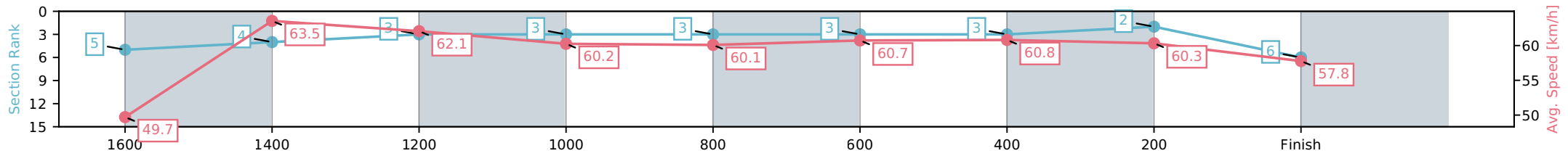
Horse/Jockey Name	Cash Artist/Natalea Summers
Finish Rank	6
Fastest Section Time (Section)	0:11.39 (1600-1400)
Top Speed [km/h] (Section)	64.1 (1600-1400)
Race State	Finished



Mackay QLD --Professional-2026-05-23
 Race 6: LADBROKES AMATEURS CUP OPEN Handicap - 1800m
 23 May 2026 - 3:35PM
 Track Rating: Good 4, Weather: Fine, Rail Position: True Entire Circuit



Section	L1800	L1600	L1400	L1200	L1000	L800	L600	L400	L200
Section Times	1:49.16 (0:13.81)	1:35.35 [5] (0:11.39)	1:23.96 [4] (0:11.66)	1:12.30 [3] (0:11.97)	1:00.32 [3] (0:12.00)	0:48.33 [3] (0:11.87)	0:36.46 [3] (0:11.98)	0:24.48 [3] (0:12.03)	0:12.44 [2] (0:12.44)
Average Speed [km/h]	49.7	63.5	62.1	60.2	60.1	60.7	60.8	60.3	57.8
Top Speed [km/h]	63.7	64.1	63.5	61.7	60.7	61.0	61.5	60.8	59.6
Avg. Dist. to Rail [m]	1.9	0.8	1.0	1.0	0.4	0.4	1.6	4.9	4.7
Avg. Stride Freq. [Hz]	2.3	2.3	2.3	2.2	2.1	2.2	2.2	2.2	2.1
Avg. Stride Length [m]	6.8	7.8	7.8	7.9	7.9	8.0	7.8	7.7	7.6



[] Ranking at each section and finish
 -.-.- No data available at this section
 NA No data available

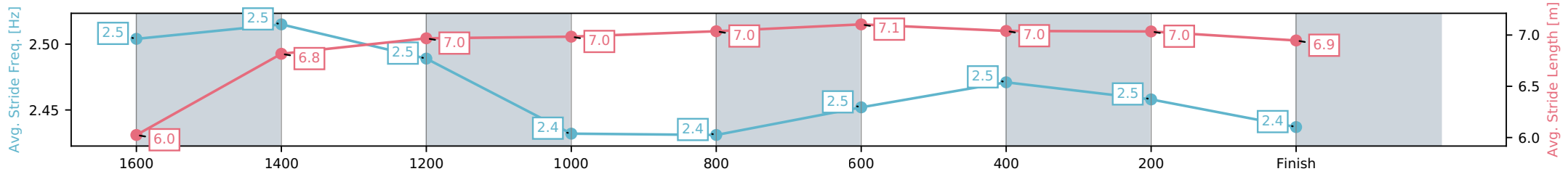
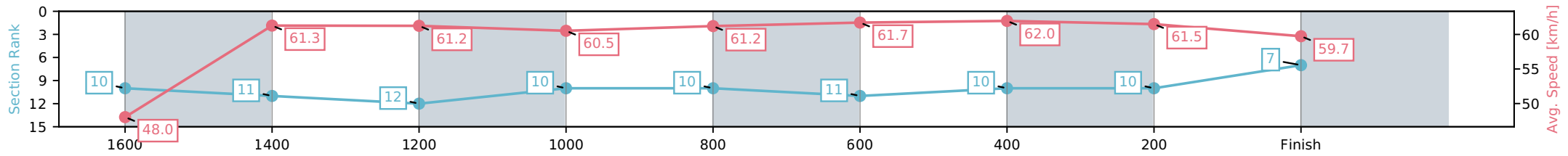
Horse/Jockey Name	Bavarian Lady/Warwick Satherley
Finish Rank	7
Fastest Section Time (Section)	0:11.74 (800-600)
Top Speed [km/h] (Section)	63.3 (1000-800)
Race State	Finished



Mackay QLD --Professional-2026-05-23
 Race 6: LADBROKES AMATEURS CUP OPEN Handicap - 1800m
 23 May 2026 - 3:35PM
 Track Rating: Good 4, Weather: Fine, Rail Position: True Entire Circuit



Section	L1800	L1600	L1400	L1200	L1000	L800	L600	L400	L200
Section Times	1:49.27 (0:14.30)	1:34.97 [10] (0:11.90)	1:23.07 [11] (0:11.94)	1:11.12 [12] (0:11.96)	0:59.16 [10] (0:11.84)	0:47.32 [10] (0:11.74)	0:35.58 [11] (0:11.75)	0:23.82 [10] (0:11.77)	0:12.05 [10] (0:12.05)
Average Speed [km/h]	48.0	61.3	61.2	60.5	61.2	61.7	62.0	61.5	59.7
Top Speed [km/h]	60.4	62.8	62.8	61.8	63.3	62.2	62.3	61.9	60.8
Avg. Dist. to Rail [m]	3.9	2.1	2.6	2.7	2.4	2.2	1.5	4.1	3.5
Avg. Stride Freq. [Hz]	2.5	2.5	2.5	2.4	2.4	2.5	2.5	2.5	2.4
Avg. Stride Length [m]	6.0	6.8	7.0	7.0	7.0	7.0	7.0	7.0	6.9



[] Ranking at each section and finish
 -:-:- No data available at this section
 NA No data available

Horse/Jockey Name	Hopeful/Aidan Holt
Finish Rank	8
Fastest Section Time (Section)	0:11.66 (1400-1200)
Top Speed [km/h] (Section)	63.9 (1400-1200)
Race State	Finished



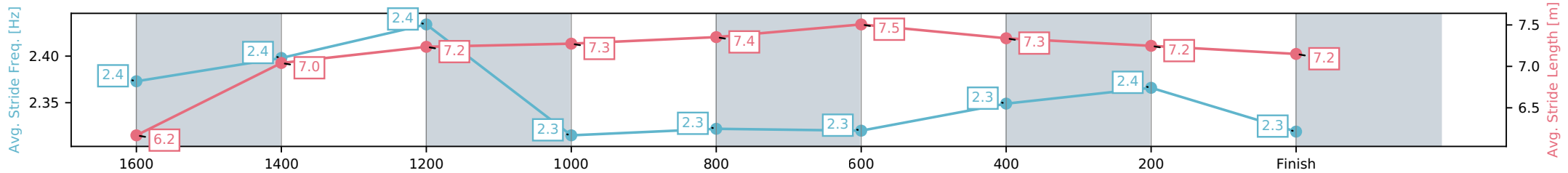
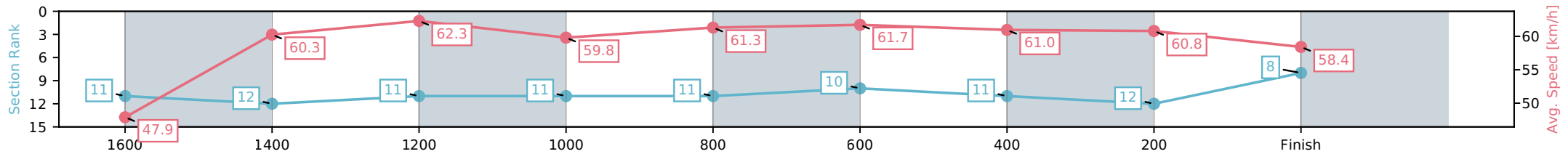
Mackay QLD --Professional-2026-05-23
 Race 6: LADBROKES AMATEURS CUP OPEN Handicap - 1800m



23 May 2026 - 3:35PM

Track Rating: Good 4, Weather: Fine, Rail Position: True Entire Circuit

Section	L1800	L1600	L1400	L1200	L1000	L800	L600	L400	L200
Section Times	1:49.66 (0:14.36)	1:35.30 [11] (0:12.10)	1:23.20 [12] (0:11.66)	1:11.54 [11] (0:12.07)	0:59.47 [11] (0:11.77)	0:47.70 [11] (0:11.69)	0:36.01 [10] (0:11.82)	0:24.19 [11] (0:11.88)	0:12.31 [12] (0:12.31)
Average Speed [km/h]	47.9	60.3	62.3	59.8	61.3	61.7	61.0	60.8	58.4
Top Speed [km/h]	60.3	62.8	63.9	60.6	62.6	62.3	61.3	61.1	60.1
Avg. Dist. to Rail [m]	7.2	2.1	1.5	1.5	0.9	0.8	0.4	2.2	3.4
Avg. Stride Freq. [Hz]	2.4	2.4	2.4	2.3	2.3	2.3	2.3	2.4	2.3
Avg. Stride Length [m]	6.2	7.0	7.2	7.3	7.4	7.5	7.3	7.2	7.2



- [] Ranking at each section and finish
- :-:- No data available at this section
- NA No data available

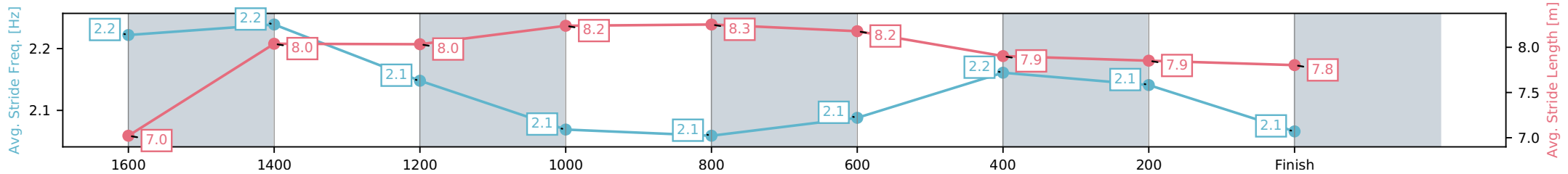
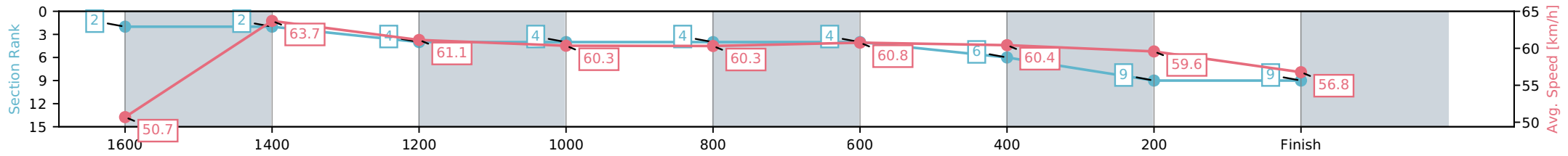
Horse/Jockey Name	Misterkipchoge/Leah Martyn
Finish Rank	9
Fastest Section Time (Section)	0:11.48 (1600-1400)
Top Speed [km/h] (Section)	65.2 (1800 - 1600)
Race State	Finished



Mackay QLD --Professional-2026-05-23
 Race 6: LADBROKES AMATEURS CUP OPEN Handicap - 1800m
 23 May 2026 - 3:35PM
 Track Rating: Good 4, Weather: Fine, Rail Position: True Entire Circuit



Section	L1800	L1600	L1400	L1200	L1000	L800	L600	L400	L200
Section Times	1:49.82 (0:13.57)	1:36.25 [2] (0:11.48)	1:24.77 [2] (0:11.96)	1:12.81 [4] (0:11.98)	1:00.83 [4] (0:11.98)	0:48.85 [4] (0:11.88)	0:36.97 [4] (0:12.09)	0:24.88 [6] (0:12.19)	0:12.69 [9] (0:12.69)
Average Speed [km/h]	50.7	63.7	61.1	60.3	60.3	60.8	60.4	59.6	56.8
Top Speed [km/h]	65.2	64.9	61.9	61.1	60.8	61.8	61.1	60.7	60.2
Avg. Dist. to Rail [m]	7.0	2.5	2.6	2.0	1.0	1.0	2.0	6.0	7.1
Avg. Stride Freq. [Hz]	2.2	2.2	2.1	2.1	2.1	2.1	2.2	2.1	2.1
Avg. Stride Length [m]	7.0	8.0	8.0	8.2	8.3	8.2	7.9	7.9	7.8



[] Ranking at each section and finish
 -:-:- No data available at this section
 NA No data available

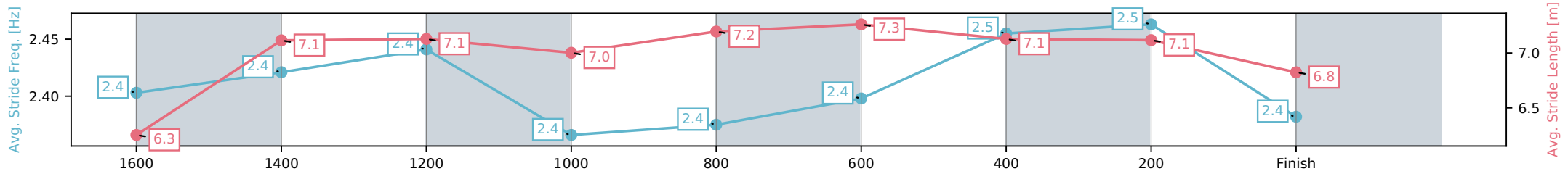
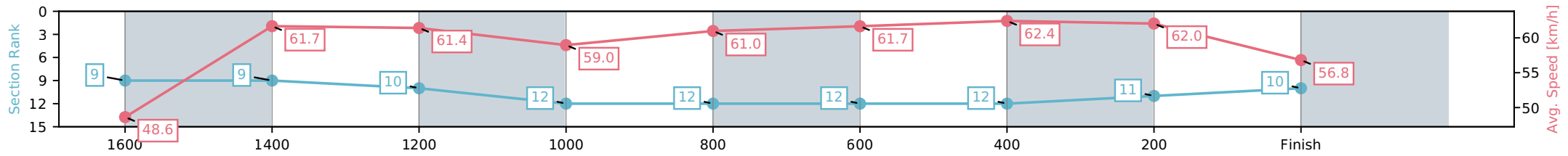
Horse/Jockey Name	John Joseph/Nathan Thomas
Finish Rank	10
Fastest Section Time (Section)	0:11.62 (600-400)
Top Speed [km/h] (Section)	65.5 (1400-1200)
Race State	Finished



Mackay QLD --Professional-2026-05-23
 Race 6: LADBROKES AMATEURS CUP OPEN Handicap - 1800m
 23 May 2026 - 3:35PM
 Track Rating: Good 4, Weather: Fine, Rail Position: True Entire Circuit



Section	L1800	L1600	L1400	L1200	L1000	L800	L600	L400	L200
Section Times	1:49.96 (0:14.17)	1:35.79 [9] (0:11.90)	1:23.88 [9] (0:11.98)	1:11.91 [10] (0:12.30)	0:59.61 [12] (0:11.87)	0:47.74 [12] (0:11.74)	0:36.00 [12] (0:11.62)	0:24.38 [12] (0:11.68)	0:12.70 [11] (0:12.70)
Average Speed [km/h]	48.6	61.7	61.4	59.0	61.0	61.7	62.4	62.0	56.8
Top Speed [km/h]	60.8	64.8	65.5	60.5	62.6	62.6	63.8	63.2	60.2
Avg. Dist. to Rail [m]	9.6	3.1	3.5	3.1	1.9	1.6	1.1	5.2	7.9
Avg. Stride Freq. [Hz]	2.4	2.4	2.4	2.4	2.4	2.4	2.5	2.5	2.4
Avg. Stride Length [m]	6.3	7.1	7.1	7.0	7.2	7.3	7.1	7.1	6.8



[] Ranking at each section and finish
 -:-:- No data available at this section
 NA No data available

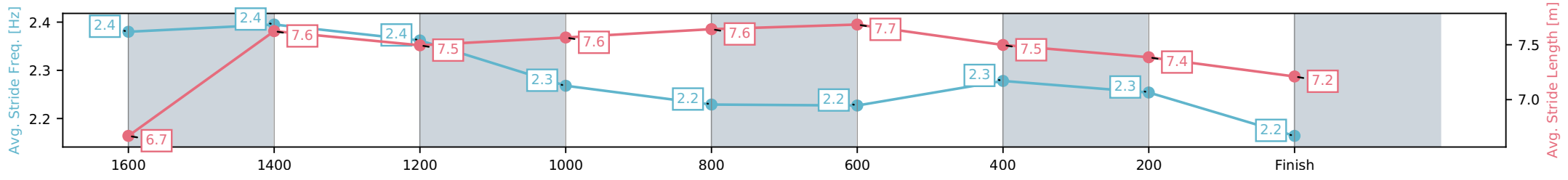
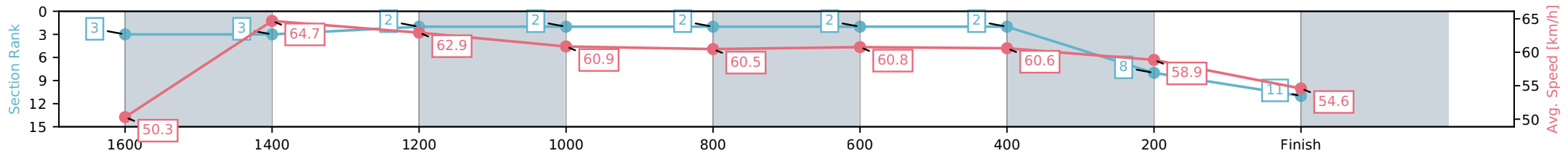
Horse/Jockey Name	Colleano/Tasha Chambers
Finish Rank	11
Fastest Section Time (Section)	0:11.36 (1600-1400)
Top Speed [km/h] (Section)	65.9 (1600-1400)
Race State	Finished



Mackay QLD --Professional-2026-05-23
 Race 6: LADBROKES AMATEURS CUP OPEN Handicap - 1800m
 23 May 2026 - 3:35PM
 Track Rating: Good 4, Weather: Fine, Rail Position: True Entire Circuit



Section	L1800	L1600	L1400	L1200	L1000	L800	L600	L400	L200
Section Times	1:50.19 (0:13.71)	1:36.48 [3] (0:11.36)	1:25.12 [3] (0:11.67)	1:13.45 [2] (0:11.85)	1:01.60 [2] (0:12.01)	0:49.59 [2] (0:11.93)	0:37.66 [2] (0:12.13)	0:25.53 [2] (0:12.34)	0:13.19 [8] (0:13.19)
Average Speed [km/h]	50.3	64.7	62.9	60.9	60.5	60.8	60.6	58.9	54.6
Top Speed [km/h]	64.9	65.9	64.4	62.1	61.3	61.3	61.9	60.7	57.2
Avg. Dist. to Rail [m]	8.3	3.3	2.9	1.7	2.6	2.5	2.9	2.7	2.8
Avg. Stride Freq. [Hz]	2.4	2.4	2.4	2.3	2.2	2.2	2.3	2.3	2.2
Avg. Stride Length [m]	6.7	7.6	7.5	7.6	7.6	7.6	7.7	7.5	7.2



[] Ranking at each section and finish
 -.-.- No data available at this section
 NA No data available

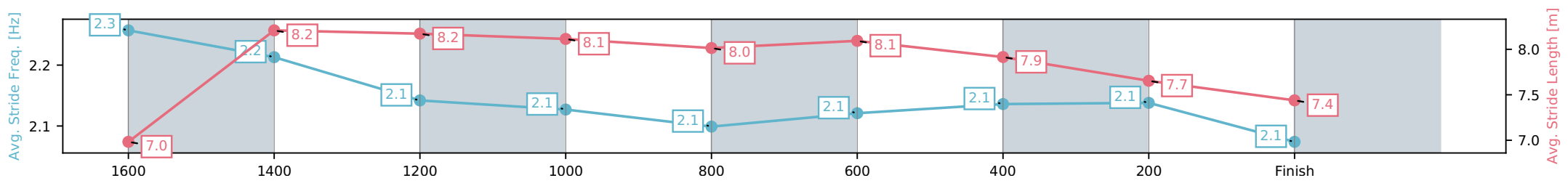
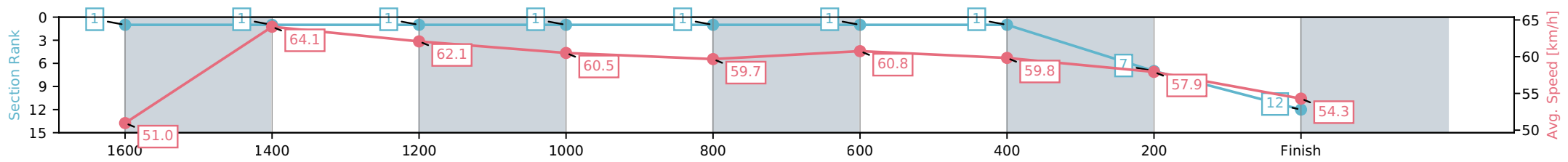
Horse/Jockey Name	Acclimatis/Nikki Olzard
Finish Rank	12
Fastest Section Time (Section)	0:11.36 (1600-1400)
Top Speed [km/h] (Section)	65.1 (1600-1400)
Race State	Finished



Mackay QLD --Professional-2026-05-23
 Race 6: LADBROKES AMATEURS CUP OPEN Handicap - 1800m
 23 May 2026 - 3:35PM
 Track Rating: Good 4, Weather: Fine, Rail Position: True Entire Circuit



Section	L1800	L1600	L1400	L1200	L1000	L800	L600	L400	L200
Section Times	1:50.24 (0:13.48)	1:36.76 [1] (0:11.36)	1:25.40 [1] (0:11.72)	1:13.68 [1] (0:11.93)	1:01.76 [1] (0:12.11)	0:49.65 [1] (0:11.88)	0:37.77 [1] (0:12.07)	0:25.70 [1] (0:12.44)	0:13.26 [7] (0:13.26)
Average Speed [km/h]	51.0	64.1	62.1	60.5	59.7	60.8	59.8	57.9	54.3
Top Speed [km/h]	64.8	65.1	63.0	62.2	60.0	61.2	60.3	58.8	56.5
Avg. Dist. to Rail [m]	5.6	1.5	1.7	1.5	1.2	0.8	0.4	1.1	0.7
Avg. Stride Freq. [Hz]	2.3	2.2	2.1	2.1	2.1	2.1	2.1	2.1	2.1
Avg. Stride Length [m]	7.0	8.2	8.2	8.1	8.0	8.1	7.9	7.7	7.4



[] Ranking at each section and finish
 -:-:- No data available at this section
 NA No data available

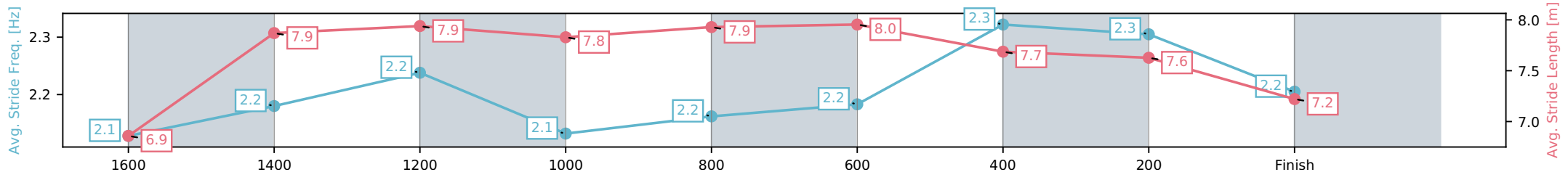
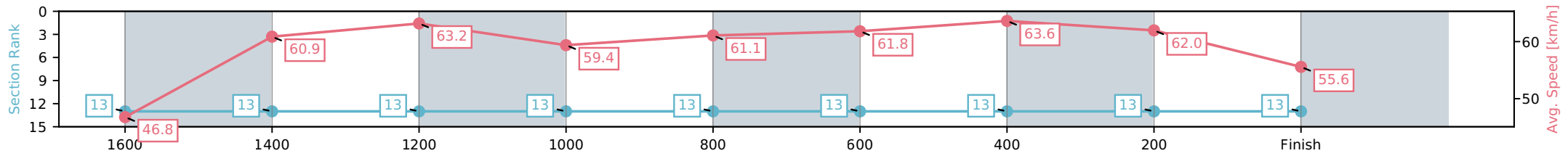
Horse/Jockey Name	Turn Me Royale/Chelsea Jokic
Finish Rank	13
Fastest Section Time (Section)	0:11.51 (600-400)
Top Speed [km/h] (Section)	64.9 (400-200)
Race State	Finished



Mackay QLD --Professional-2026-05-23
 Race 6: LADBROKES AMATEURS CUP OPEN Handicap - 1800m
 23 May 2026 - 3:35PM
 Track Rating: Good 4, Weather: Fine, Rail Position: True Entire Circuit



Section	L1800	L1600	L1400	L1200	L1000	L800	L600	L400	L200
Section Times	1:50.35 (0:14.75)	1:35.60 [13] (0:12.02)	1:23.58 [13] (0:11.60)	1:11.98 [13] (0:12.20)	0:59.78 [13] (0:11.87)	0:47.91 [13] (0:11.72)	0:36.19 [13] (0:11.51)	0:24.68 [13] (0:11.73)	0:12.96 [13] (0:12.96)
Average Speed [km/h]	46.8	60.9	63.2	59.4	61.1	61.8	63.6	62.0	55.6
Top Speed [km/h]	60.6	62.9	64.4	60.5	63.1	62.9	64.1	64.9	59.2
Avg. Dist. to Rail [m]	8.3	2.9	2.8	2.9	2.2	2.2	2.3	6.9	9.0
Avg. Stride Freq. [Hz]	2.1	2.2	2.2	2.1	2.2	2.2	2.3	2.3	2.2
Avg. Stride Length [m]	6.9	7.9	7.9	7.8	7.9	8.0	7.7	7.6	7.2



[] Ranking at each section and finish
 -:-:- No data available at this section
 NA No data available



Mackay QLD

Race 7: BOOK FOR MACKAY CUP SATURDAY 25TH JULY Class 4 Handicap - 1300m

23 May 2026 - 4:15PM

Track Rating: Good 4, Weather: Fine, Rail Position: True Entire Circuit



MACKAY TURF CLUB

Ooralea Racecourse

Field Times (Race Tempo) 1:16.51 (0:07.95) 1:08.56 (0:11.26) 0:57.31 (0:11.55) 0:45.76 (0:11.59) 0:34.16 (0:11.61) 0:22.55 (0:11.26) 0:11.29 (0:11.29)

Rank	TAB#	Horse	Overall Time	First 400m	Top Speed km/h (Section)	L1300	L1200	L1000	L800	L600	L400	L200	
	(BAR#)	Jockey	Margin (DT-W)	Last 600m	Fastest Section (Time)	Start - 1200	1200 - 1000	1000 - 800	800 - 600	600 - 400	400 - 200	200 - Finish	
1	7	Our Missile	1:16.51	0:25.08	66.6 (400-200)	1:16.51	1:08.44 [3]	0:57.16 [2]	0:45.65 [2]	0:33.88 [2]	0:22.39 [2]	0:11.29 [1]	
	(6)	Adam Sewell		0:33.88	400-200 (0:11.10)	(0:08.08)	(0:11.27)	(0:11.51)	(0:11.77)	(0:11.49)	(0:11.10)	(0:11.29)	
2	5	Determination	1:16.91	0:25.52	65.3 (400-200)	1:16.91	1:08.64 [5]	0:57.17 [5]	0:45.64 [5]	0:33.93 [4]	0:22.58 [4]	0:11.30 [3]	
	(9)	Aidan Holt	2.4L (+0)	0:33.92	400-200 (0:11.28)	(0:08.27)	(0:11.47)	(0:11.53)	(0:11.71)	(0:11.34)	(0:11.28)	(0:11.30)	
3	1	Hyde Park	1:17.25	0:25.68	65.1 (400-200)	1:17.25	1:08.80 [6]	0:57.32 [6]	0:45.82 [6]	0:34.18 [5]	0:22.77 [5]	0:11.49 [5]	
	(4)	Ryan Wiggins	4.4L (-1)	0:34.19	400-200 (0:11.28)	(0:08.45)	(0:11.48)	(0:11.50)	(0:11.64)	(0:11.42)	(0:11.28)	(0:11.49)	
4	4	Rashford	1:17.35	0:26.13	66.2 (400-200)	1:17.35	1:08.20 [10]	0:56.86 [9]	0:45.54 [9]	0:33.87 [7]	0:22.59 [7]	0:11.44 [6]	
	(3)	Raul Silvera Olivera	5.0L (-1)	0:33.87	400-200 (0:11.15)	(0:09.15)	(0:11.34)	(0:11.31)	(0:11.68)	(0:11.28)	(0:11.15)	(0:11.44)	
5	10	Ravenite	1:17.38	0:26.31	66.2 (400-200)	1:17.38	1:08.57 [9]	0:56.76 [10]	0:45.40 [10]	0:33.52 [9]	0:22.21 [8]	0:11.19 [8]	
	(10)	Chris Mclver	5.2L (+1)	0:33.52	400-200 (0:11.02)	(0:08.81)	(0:11.81)	(0:11.35)	(0:11.88)	(0:11.31)	(0:11.02)	(0:11.19)	
6	9	Top Honours	1:17.50	0:25.83	65.0 (400-200)	1:17.50	1:09.01 [7]	0:57.40 [7]	0:45.89 [7]	0:34.11 [6]	0:22.80 [6]	0:11.55 [7]	
	(5)	Chelsea Jokic	5.9L (+0)	0:34.11	400-200 (0:11.26)	(0:08.49)	(0:11.61)	(0:11.51)	(0:11.78)	(0:11.30)	(0:11.26)	(0:11.55)	
7	6	Brasco	1:17.50	0:25.30	64.0 (400-200)	1:17.50	1:09.49 [2]	0:57.96 [4]	0:46.43 [3]	0:34.77 [3]	0:23.24 [3]	0:11.88 [4]	
	(1)	Nikki Olzard	5.9L (-2)	0:34.77	400-200 (0:11.36)	(0:08.01)	(0:11.53)	(0:11.54)	(0:11.66)	(0:11.53)	(0:11.36)	(0:11.88)	
8	2	Dark Gleam	1:17.53	0:24.94	64.9 (1200-1000)	1:17.53	1:09.58 [1]	0:58.33 [1]	0:46.78 [1]	0:35.18 [1]	0:23.57 [1]	0:12.08 [2]	
	(2)	Warwick Satherley	6.0L (-1)	0:35.18	1200-1000 (0:11.26)	(0:07.95)	(0:11.26)	(0:11.55)	(0:11.59)	(0:11.61)	(0:11.49)	(0:12.08)	
9	8	Sujeed	1:18.36	0:26.06	64.6 (400-200)	1:18.36	1:09.64 [8]	0:58.01 [8]	0:46.62 [8]	0:34.70 [8]	0:23.08 [9]	0:11.72 [9]	
	(8)	Leah Martyn	10.9L (+3)	0:34.69	400-200 (0:11.36)	(0:08.72)	(0:11.63)	(0:11.39)	(0:11.92)	(0:11.61)	(0:11.36)	(0:11.72)	

Did Not Finish: Better Be Ready (#3)

Report Created: Sat 23 May 2026

(Note: Races are conducted over an approximate distance as close as possible to the advertised distance, and recorded data may vary accordingly. Official times refer to race times only and do not include handicap times.)

[] Position in running at each section and finish
 -:-- No data available at this section
 NA No data available
 DNT Did not track

TAB# Saddle cloth number
 BAR# Barrier/Gate Position
 DNF Did not finish
 DT-W Distance travelled compared to winner in metres

Fastest split
 Fastest section

data processed by TRIPLESDATA

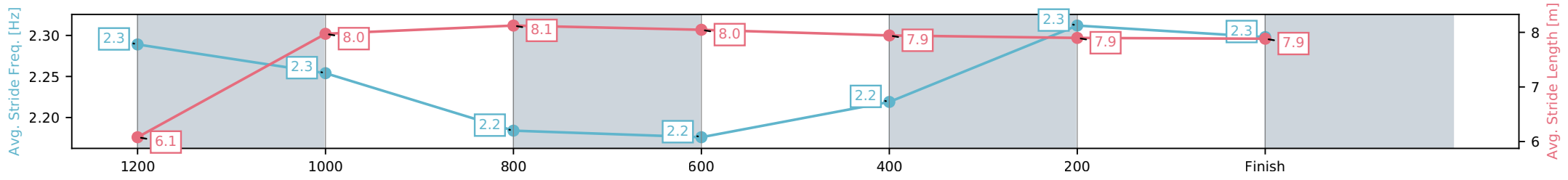
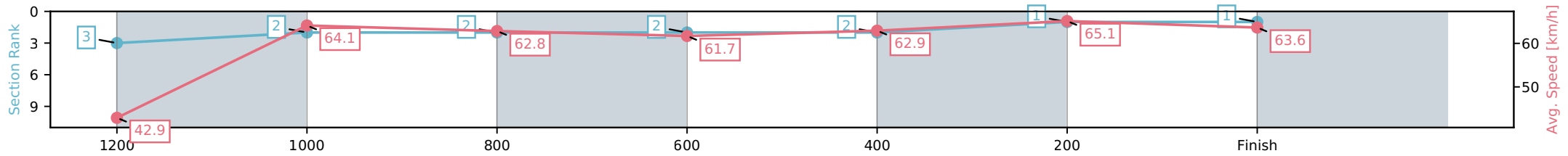
Horse/Jockey Name	Our Missile/Adam Sewell
Finish Rank	1
Fastest Section Time (Section)	0:11.10 (400-200)
Top Speed [km/h] (Section)	66.6 (400-200)
Race State	Finished



Mackay QLD --Professional-2026-05-23
 Race 7: BOOK FOR MACKAY CUP SATURDAY 25TH JULY
 Class 4 Handicap - 1300m
 23 May 2026 - 4:15PM
 Track Rating: Good 4, Weather: Fine, Rail Position: True Entire Circuit



Section	L1300	L1200	L1000	L800	L600	L400	L200
Section Times	1:16.51 (0:08.08)	1:08.44 [3] (0:11.27)	0:57.16 [2] (0:11.51)	0:45.65 [2] (0:11.77)	0:33.88 [2] (0:11.49)	0:22.39 [2] (0:11.10)	0:11.29 [1] (0:11.29)
Average Speed [km/h]	42.9	64.1	62.8	61.7	62.9	65.1	63.6
Top Speed [km/h]	62.2	65.0	63.2	62.5	63.9	66.6	66.3
Avg. Dist. to Rail [m]	7.7	2.4	1.5	2.7	0.6	2.2	2.4
Avg. Stride Freq. [Hz]	2.3	2.3	2.2	2.2	2.2	2.3	2.3
Avg. Stride Length [m]	6.1	8.0	8.1	8.0	7.9	7.9	7.9



[] Ranking at each section and finish
 -:-:- No data available at this section
 NA No data available

Horse/Jockey Name	Determination/Aidan Holt
Finish Rank	2
Fastest Section Time (Section)	0:11.28 (400-200)
Top Speed [km/h] (Section)	65.3 (400-200)
Race State	Finished



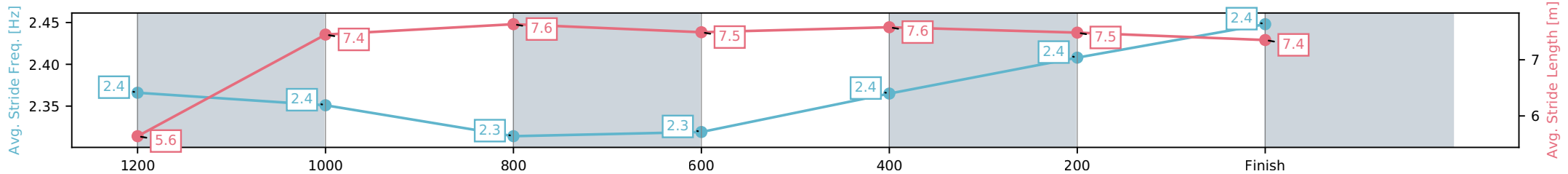
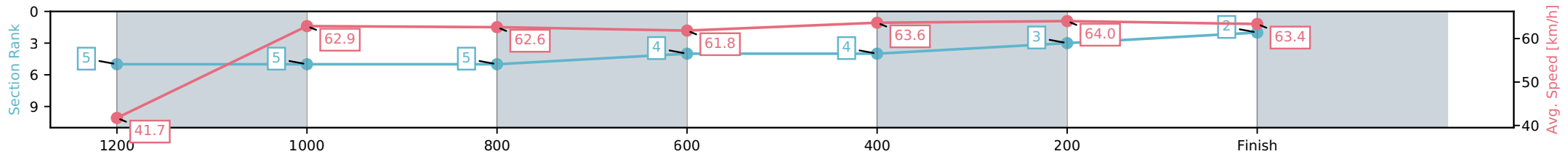
Mackay QLD --Professional-2026-05-23
 Race 7: BOOK FOR MACKAY CUP SATURDAY 25TH JULY
 Class 4 Handicap - 1300m



23 May 2026 - 4:15PM

Track Rating: Good 4, Weather: Fine, Rail Position: True Entire Circuit

Section	L1300	L1200	L1000	L800	L600	L400	L200
Section Times	1:16.91 (0:08.27)	1:08.64 [5] (0:11.47)	0:57.17 [5] (0:11.53)	0:45.64 [5] (0:11.71)	0:33.93 [4] (0:11.34)	0:22.58 [4] (0:11.28)	0:11.30 [3] (0:11.30)
Average Speed [km/h]	41.7	62.9	62.6	61.8	63.6	64.0	63.4
Top Speed [km/h]	58.5	64.4	63.8	63.3	64.6	65.3	64.6
Avg. Dist. to Rail [m]	9.7	1.7	1.3	1.6	0.5	2.4	3.4
Avg. Stride Freq. [Hz]	2.4	2.4	2.3	2.3	2.4	2.4	2.4
Avg. Stride Length [m]	5.6	7.4	7.6	7.5	7.6	7.5	7.4



[] Ranking at each section and finish
 -:-:- No data available at this section
 NA No data available

Horse/Jockey Name	Hyde Park/Ryan Wiggins
Finish Rank	3
Fastest Section Time (Section)	0:11.28 (400-200)
Top Speed [km/h] (Section)	65.1 (400-200)
Race State	Finished



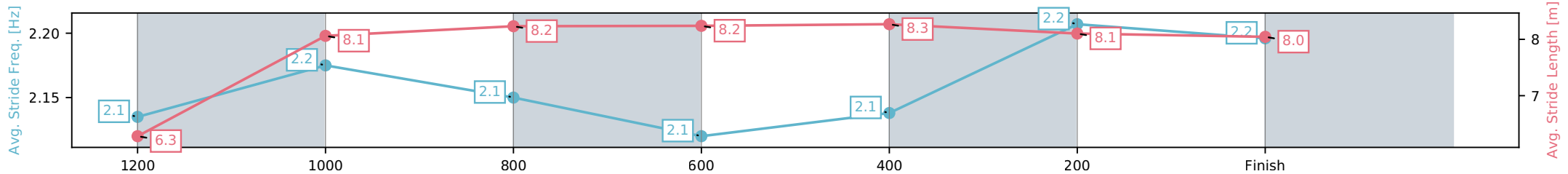
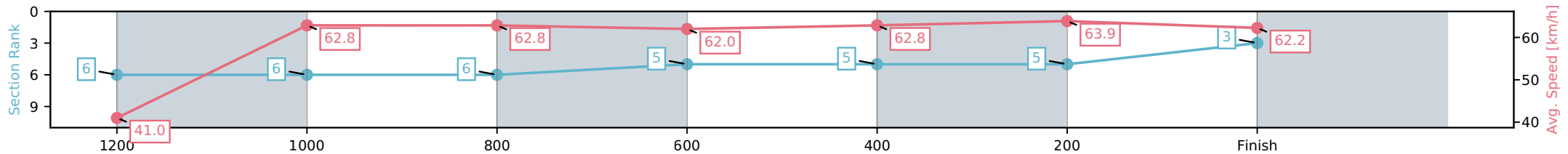
Mackay QLD --Professional-2026-05-23
 Race 7: BOOK FOR MACKAY CUP SATURDAY 25TH JULY
 Class 4 Handicap - 1300m



23 May 2026 - 4:15PM

Track Rating: Good 4, Weather: Fine, Rail Position: True Entire Circuit

Section	L1300	L1200	L1000	L800	L600	L400	L200
Section Times	1:17.25 (0:08.45)	1:08.80 [6] (0:11.48)	0:57.32 [6] (0:11.50)	0:45.82 [6] (0:11.64)	0:34.18 [5] (0:11.42)	0:22.77 [5] (0:11.28)	0:11.49 [5] (0:11.49)
Average Speed [km/h]	41.0	62.8	62.8	62.0	62.8	63.9	62.2
Top Speed [km/h]	59.6	64.4	63.2	62.6	63.2	65.1	63.9
Avg. Dist. to Rail [m]	5.8	1.1	1.2	1.1	0.5	0.9	2.3
Avg. Stride Freq. [Hz]	2.1	2.2	2.1	2.1	2.1	2.2	2.2
Avg. Stride Length [m]	6.3	8.1	8.2	8.2	8.3	8.1	8.0



- [] Ranking at each section and finish
- :-:- No data available at this section
- NA No data available

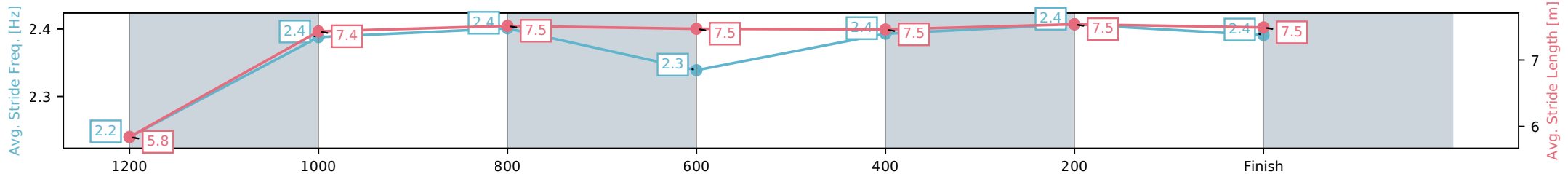
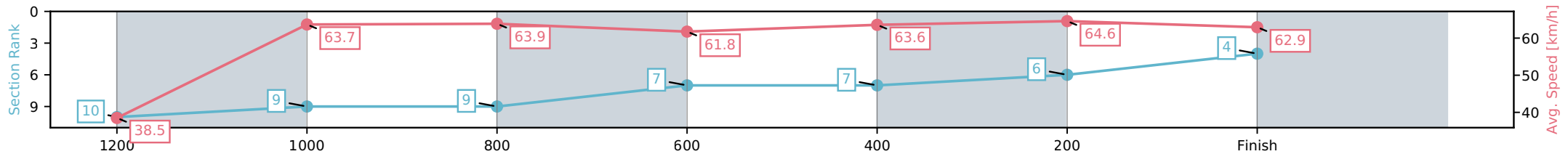
Horse/Jockey Name	Rashford/Raul Silvera Olivera
Finish Rank	4
Fastest Section Time (Section)	0:11.15 (400-200)
Top Speed [km/h] (Section)	66.2 (400-200)
Race State	Finished



Mackay QLD --Professional-2026-05-23
 Race 7: BOOK FOR MACKAY CUP SATURDAY 25TH JULY
 Class 4 Handicap - 1300m
 23 May 2026 - 4:15PM
 Track Rating: Good 4, Weather: Fine, Rail Position: True Entire Circuit



Section	L1300	L1200	L1000	L800	L600	L400	L200
Section Times	1:17.35 (0:09.15)	1:08.20 [10] (0:11.34)	0:56.86 [9] (0:11.31)	0:45.54 [9] (0:11.68)	0:33.87 [7] (0:11.28)	0:22.59 [7] (0:11.15)	0:11.44 [6] (0:11.44)
Average Speed [km/h]	38.5	63.7	63.9	61.8	63.6	64.6	62.9
Top Speed [km/h]	60.4	65.0	64.5	63.5	64.1	66.2	64.9
Avg. Dist. to Rail [m]	6.8	2.2	1.2	0.6	0.5	1.8	4.5
Avg. Stride Freq. [Hz]	2.2	2.4	2.4	2.3	2.4	2.4	2.4
Avg. Stride Length [m]	5.8	7.4	7.5	7.5	7.5	7.5	7.5



- [] Ranking at each section and finish
- :-:- No data available at this section
- NA No data available

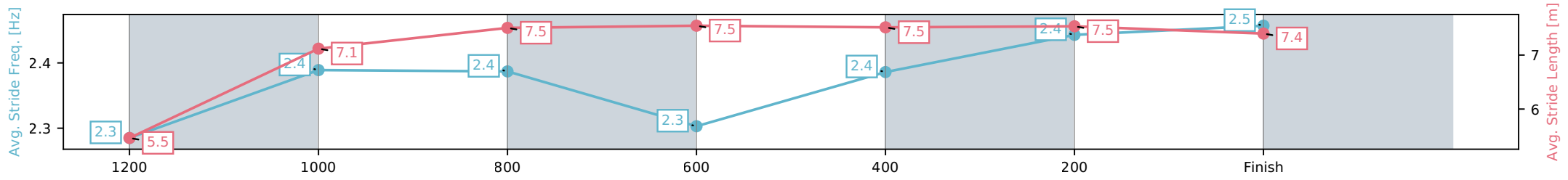
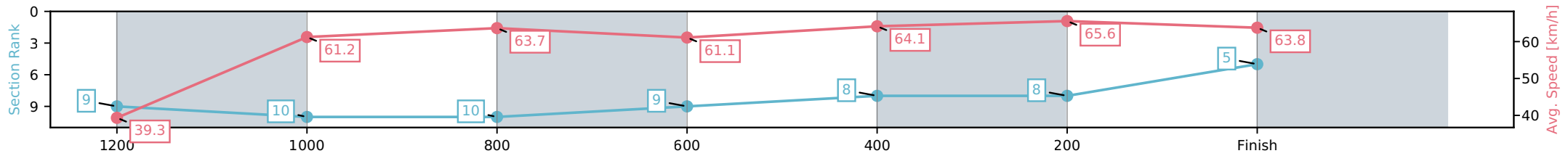
Horse/Jockey Name	Ravenite/Chris McIver
Finish Rank	5
Fastest Section Time (Section)	0:11.02 (400-200)
Top Speed [km/h] (Section)	66.2 (400-200)
Race State	Finished



Mackay QLD --Professional-2026-05-23
 Race 7: BOOK FOR MACKAY CUP SATURDAY 25TH JULY
 Class 4 Handicap - 1300m
 23 May 2026 - 4:15PM
 Track Rating: Good 4, Weather: Fine, Rail Position: True Entire Circuit



Section	L1300	L1200	L1000	L800	L600	L400	L200
Section Times	1:17.38 (0:08.81)	1:08.57 [9] (0:11.81)	0:56.76 [10] (0:11.35)	0:45.40 [10] (0:11.88)	0:33.52 [9] (0:11.31)	0:22.21 [8] (0:11.02)	0:11.19 [8] (0:11.19)
Average Speed [km/h]	39.3	61.2	63.7	61.1	64.1	65.6	63.8
Top Speed [km/h]	56.9	62.6	64.5	63.2	66.0	66.2	66.1
Avg. Dist. to Rail [m]	11.2	2.8	1.6	2.2	1.2	3.6	6.0
Avg. Stride Freq. [Hz]	2.3	2.4	2.4	2.3	2.4	2.4	2.5
Avg. Stride Length [m]	5.5	7.1	7.5	7.5	7.5	7.5	7.4



[] Ranking at each section and finish
 -:-:- No data available at this section
 NA No data available

Horse/Jockey Name	Top Honours/Chelsea Jokic
Finish Rank	6
Fastest Section Time (Section)	0:11.26 (400-200)
Top Speed [km/h] (Section)	65.0 (400-200)
Race State	Finished



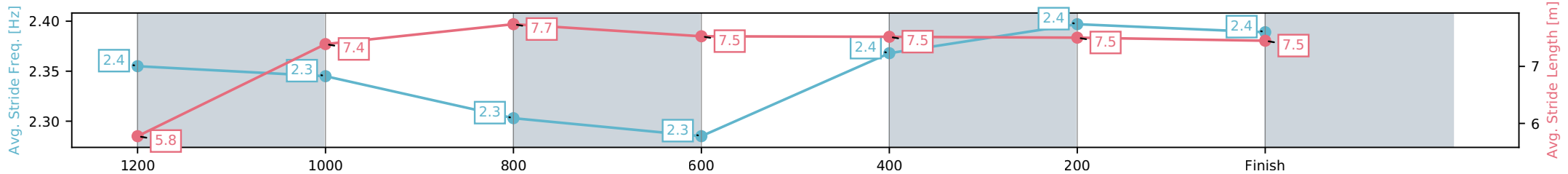
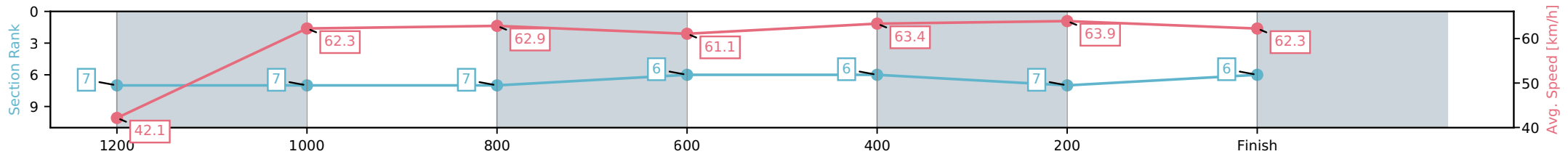
Mackay QLD --Professional-2026-05-23
 Race 7: BOOK FOR MACKAY CUP SATURDAY 25TH JULY
 Class 4 Handicap - 1300m



23 May 2026 - 4:15PM

Track Rating: Good 4, Weather: Fine, Rail Position: True Entire Circuit

Section	L1300	L1200	L1000	L800	L600	L400	L200
Section Times	1:17.50 (0:08.49)	1:09.01 [7] (0:11.61)	0:57.40 [7] (0:11.51)	0:45.89 [7] (0:11.78)	0:34.11 [6] (0:11.30)	0:22.80 [6] (0:11.26)	0:11.55 [7] (0:11.55)
Average Speed [km/h]	42.1	62.3	62.9	61.1	63.4	63.9	62.3
Top Speed [km/h]	59.1	64.2	64.3	63.1	64.0	65.0	64.4
Avg. Dist. to Rail [m]	8.3	2.6	1.4	0.9	0.8	1.7	4.1
Avg. Stride Freq. [Hz]	2.4	2.3	2.3	2.3	2.4	2.4	2.4
Avg. Stride Length [m]	5.8	7.4	7.7	7.5	7.5	7.5	7.5



- [] Ranking at each section and finish
- :-:- No data available at this section
- NA No data available

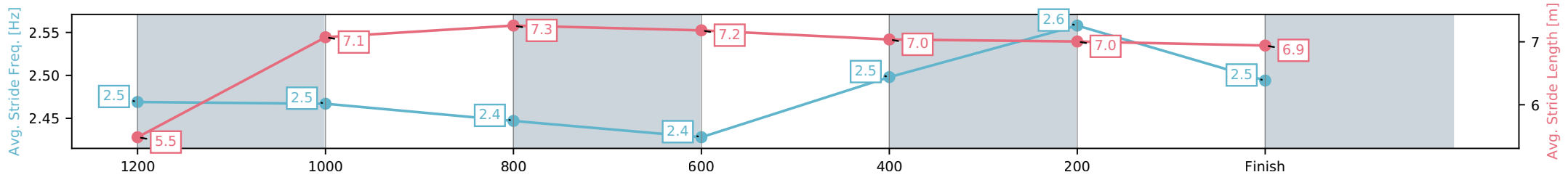
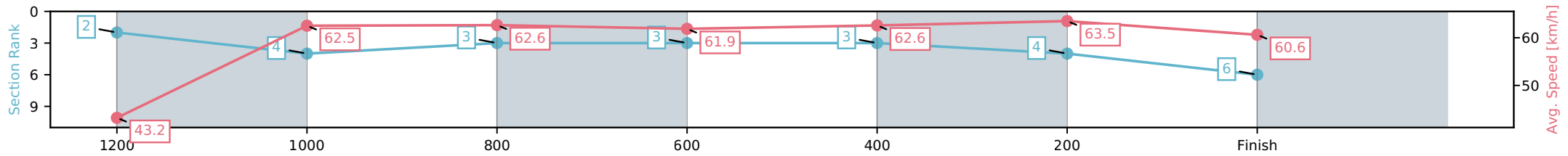
Horse/Jockey Name	Brasco/Nikki Olzard
Finish Rank	7
Fastest Section Time (Section)	0:11.36 (400-200)
Top Speed [km/h] (Section)	64.0 (400-200)
Race State	Finished



Mackay QLD --Professional-2026-05-23
 Race 7: BOOK FOR MACKAY CUP SATURDAY 25TH JULY
 Class 4 Handicap - 1300m
 23 May 2026 - 4:15PM
 Track Rating: Good 4, Weather: Fine, Rail Position: True Entire Circuit



Section	L1300	L1200	L1000	L800	L600	L400	L200
Section Times	1:17.50 (0:08.01)	1:09.49 [2] (0:11.53)	0:57.96 [4] (0:11.54)	0:46.43 [3] (0:11.66)	0:34.77 [3] (0:11.53)	0:23.24 [3] (0:11.36)	0:11.88 [4] (0:11.88)
Average Speed [km/h]	43.2	62.5	62.6	61.9	62.6	63.5	60.6
Top Speed [km/h]	59.8	63.5	63.6	62.4	63.0	64.0	63.2
Avg. Dist. to Rail [m]	4.0	1.4	0.9	0.8	0.3	1.8	3.4
Avg. Stride Freq. [Hz]	2.5	2.5	2.4	2.4	2.5	2.6	2.5
Avg. Stride Length [m]	5.5	7.1	7.3	7.2	7.0	7.0	6.9



[] Ranking at each section and finish
 -:-:- No data available at this section
 NA No data available

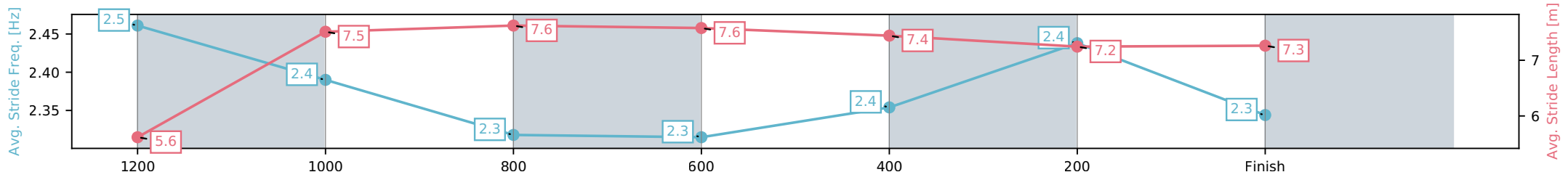
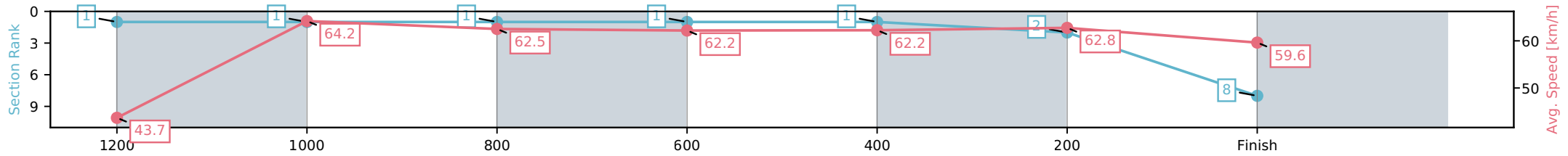
Horse/Jockey Name	Dark Gleam/Warwick Satherley
Finish Rank	8
Fastest Section Time (Section)	0:11.26 (1200-1000)
Top Speed [km/h] (Section)	64.9 (1200-1000)
Race State	Finished



Mackay QLD --Professional-2026-05-23
 Race 7: BOOK FOR MACKAY CUP SATURDAY 25TH JULY
 Class 4 Handicap - 1300m
 23 May 2026 - 4:15PM
 Track Rating: Good 4, Weather: Fine, Rail Position: True Entire Circuit



Section	L1300	L1200	L1000	L800	L600	L400	L200
Section Times	1:17.53 (0:07.95)	1:09.58 [1] (0:11.26)	0:58.33 [1] (0:11.55)	0:46.78 [1] (0:11.59)	0:35.18 [1] (0:11.61)	0:23.57 [1] (0:11.49)	0:12.08 [2] (0:12.08)
Average Speed [km/h]	43.7	64.2	62.5	62.2	62.2	62.8	59.6
Top Speed [km/h]	61.2	64.9	63.3	62.7	63.4	63.3	62.3
Avg. Dist. to Rail [m]	6.1	2.1	1.2	1.0	0.5	1.3	1.3
Avg. Stride Freq. [Hz]	2.5	2.4	2.3	2.3	2.4	2.4	2.3
Avg. Stride Length [m]	5.6	7.5	7.6	7.6	7.4	7.2	7.3



[] Ranking at each section and finish
 -:-:- No data available at this section
 NA No data available

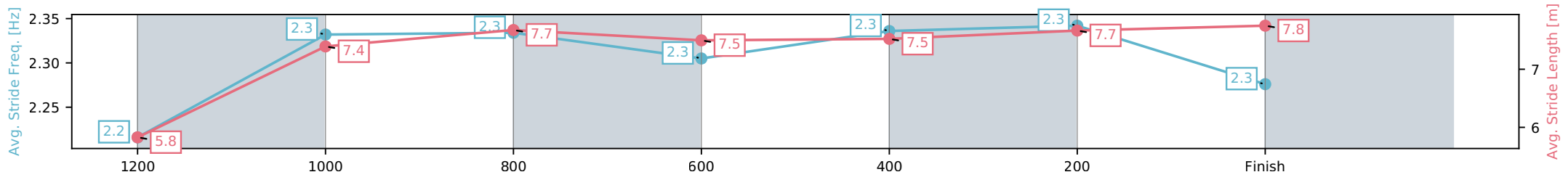
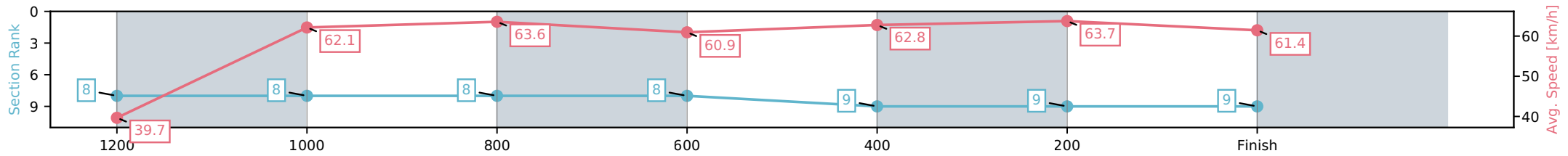
Horse/Jockey Name	Sujeed/Leah Martyn
Finish Rank	9
Fastest Section Time (Section)	0:11.36 (400-200)
Top Speed [km/h] (Section)	64.6 (400-200)
Race State	Finished



Mackay QLD --Professional-2026-05-23
 Race 7: BOOK FOR MACKAY CUP SATURDAY 25TH JULY
 Class 4 Handicap - 1300m
 23 May 2026 - 4:15PM
 Track Rating: Good 4, Weather: Fine, Rail Position: True Entire Circuit



Section	L1300	L1200	L1000	L800	L600	L400	L200
Section Times	1:18.36 (0:08.72)	1:09.64 [8] (0:11.63)	0:58.01 [8] (0:11.39)	0:46.62 [8] (0:11.92)	0:34.70 [8] (0:11.61)	0:23.08 [9] (0:11.36)	0:11.72 [9] (0:11.72)
Average Speed [km/h]	39.7	62.1	63.6	60.9	62.8	63.7	61.4
Top Speed [km/h]	56.8	63.9	64.3	62.7	63.6	64.6	64.0
Avg. Dist. to Rail [m]	9.4	2.7	2.0	2.5	1.6	4.3	6.1
Avg. Stride Freq. [Hz]	2.2	2.3	2.3	2.3	2.3	2.3	2.3
Avg. Stride Length [m]	5.8	7.4	7.7	7.5	7.5	7.7	7.8



[] Ranking at each section and finish
 -:-:- No data available at this section
 NA No data available



Mackay QLD

Race 8: RACING AGAIN THURSDAY 11TH JUNE OPEN Handicap - 1300m

23 May 2026 - 4:50PM

Track Rating: Good 4, Weather: Fine, Rail Position: True Entire Circuit



MACKAY TURF CLUB

Ooralea Racecourse

Field Times (Race Tempo) 1:16.05 1:08.27 0:57.13 0:46.02 0:34.49 0:22.70 0:11.49
 (0:07.78) (0:11.15) (0:11.11) (0:11.53) (0:11.79) (0:11.21) (0:11.49)

Rank	TAB#	Horse	Overall Time	First 400m	Top Speed km/h (Section)	L1300	L1200	L1000	L800	L600	L400	L200	
	(BAR#)	Jockey	Margin (DT-W)	Last 600m	Fastest Section (Time)	Start - 1200	1200 - 1000	1000 - 800	800 - 600	600 - 400	400 - 200	200 - Finish	
1	1	Obligated	1:16.05	0:24.62	67.9 (1000-800)	1:16.05	1:08.06 [3]	0:56.84 [3]	0:45.77 [3]	0:34.26 [3]	0:22.54 [3]	0:11.39 [3]	
	(3)	Aidan Holt		0:34.25	1000-800 (0:11.07)	(0:07.99)	(0:11.22)	(0:11.07)	(0:11.52)	(0:11.72)	(0:11.14)	(0:11.39)	
2	6	Pride Of Venus	1:16.08	0:24.69	68.4 (1200-1000)	1:16.08	1:07.86 [5]	0:56.85 [4]	0:45.68 [4]	0:34.17 [4]	0:22.52 [4]	0:11.46 [2]	
	(2)	Nikki Olzard	0.2L (+2)	0:34.18	1200-1000 (0:11.01)	(0:08.22)	(0:11.01)	(0:11.17)	(0:11.51)	(0:11.66)	(0:11.06)	(0:11.46)	
3	5	Parade Ground	1:16.25	0:24.45	66.4 (1200-1000)	1:16.25	1:08.47 [1]	0:57.31 [2]	0:46.15 [2]	0:34.61 [2]	0:22.90 [1]	0:11.69 [1]	
	(9)	Warwick Satherley	1.1L (+2)	0:34.61	1200-1000 (0:11.16)	(0:07.78)	(0:11.16)	(0:11.16)	(0:11.54)	(0:11.71)	(0:11.21)	(0:11.69)	
4	7	Pepperdine	1:16.47	0:24.99	67.4 (1000-800)	1:16.47	1:08.20 [6]	0:56.91 [6]	0:45.81 [7]	0:34.30 [7]	0:22.60 [7]	0:11.33 [6]	
	(7)	Adam Sewell	2.5L (+1)	0:34.30	1000-800 (0:11.10)	(0:08.27)	(0:11.29)	(0:11.10)	(0:11.51)	(0:11.70)	(0:11.27)	(0:11.33)	
5	4	Turbeau	1:16.55	0:24.89	66.8 (1200-1000)	1:16.55	1:08.38 [4]	0:57.14 [5]	0:46.00 [5]	0:34.52 [5]	0:22.71 [6]	0:11.48 [5]	
	(1)	Ryan Wiggins	2.9L (+0)	0:34.52	1000-800 (0:11.13)	(0:08.17)	(0:11.24)	(0:11.13)	(0:11.48)	(0:11.81)	(0:11.23)	(0:11.48)	
6	2	Acrophobic	1:16.84	0:25.10	66.4 (1000-800)	1:16.84	1:08.31 [9]	0:57.17 [8]	0:46.14 [8]	0:34.59 [8]	0:22.77 [8]	0:11.55 [7]	
	(5)	Sean Cormack	4.7L (+1)	0:34.59	1000-800 (0:11.04)	(0:08.53)	(0:11.14)	(0:11.04)	(0:11.54)	(0:11.82)	(0:11.22)	(0:11.55)	
7	9	Upstart Legend	1:16.92	0:24.37	68.0 (1000-800)	1:16.92	1:09.02 [2]	0:58.00 [1]	0:46.88 [1]	0:35.36 [1]	0:23.56 [2]	0:12.01 [4]	
	(8)	Chris McIver	5.1L (+0)	0:35.37	1200-1000 (0:11.03)	(0:07.90)	(0:11.03)	(0:11.11)	(0:11.52)	(0:11.80)	(0:11.56)	(0:12.01)	
8	8	The Penske File	1:17.13	0:25.23	66.3 (1000-800)	1:17.13	1:08.80 [7]	0:57.41 [9]	0:46.32 [9]	0:34.74 [9]	0:22.92 [9]	0:11.58 [9]	
	(4)	Raul Silvera Olivera	6.4L (+3)	0:34.74	1000-800 (0:11.09)	(0:08.33)	(0:11.40)	(0:11.09)	(0:11.58)	(0:11.82)	(0:11.34)	(0:11.58)	
9	10	Grand de Lago	1:17.78	0:25.10	67.2 (1000-800)	1:17.78	1:09.28 [8]	0:58.19 [7]	0:47.12 [6]	0:35.71 [6]	0:24.13 [5]	0:12.49 [8]	
	(6)	Natalea Summers	10.2L (+4)	0:35.71	1000-800 (0:11.07)	(0:08.50)	(0:11.09)	(0:11.07)	(0:11.41)	(0:11.58)	(0:11.64)	(0:12.49)	

Scratched: Letmeletgo (#3)

Report Created: Sat 23 May 2026

(Note: Races are conducted over an approximate distance as close as possible to the advertised distance, and recorded data may vary accordingly. Official times refer to race times only and do not include handicap times.)

[] Position in running at each section and finish TAB# Saddle cloth number
 -:-:- No data available at this section BAR# Barrier/Gate Position
 NA No data available DNF Did not finish
 DNT Did not track DT-W Distance travelled compared to winner in metres

Fastest split
 Fastest section

data processed by TRIPLES DATA

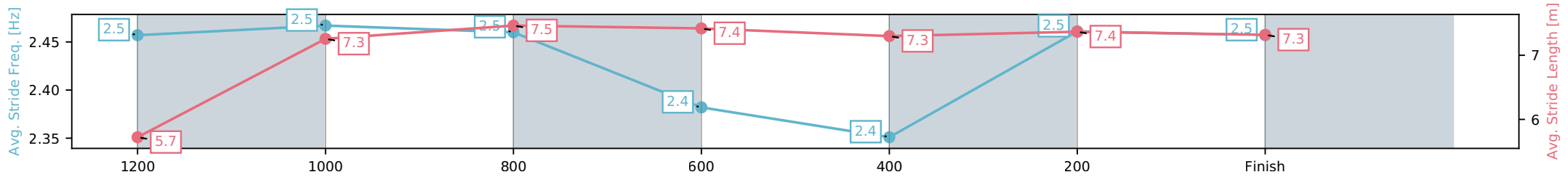
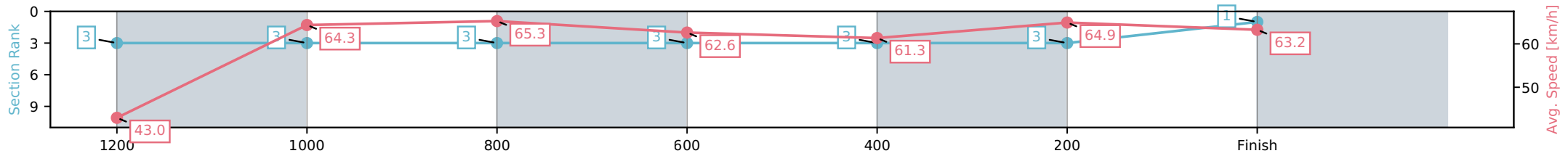
Horse/Jockey Name	Obligated/Aidan Holt
Finish Rank	1
Fastest Section Time (Section)	0:11.07 (1000-800)
Top Speed [km/h] (Section)	67.9 (1000-800)
Race State	Finished



Mackay QLD --Professional-2026-05-23
 Race 8: RACING AGAIN THURSDAY 11TH JUNE OPEN
 Handicap - 1300m
 23 May 2026 - 4:50PM
 Track Rating: Good 4, Weather: Fine, Rail Position: True Entire Circuit



Section	L1300	L1200	L1000	L800	L600	L400	L200
Section Times	1:16.05 (0:07.99)	1:08.06 [3] (0:11.22)	0:56.84 [3] (0:11.07)	0:45.77 [3] (0:11.52)	0:34.26 [3] (0:11.72)	0:22.54 [3] (0:11.14)	0:11.39 [3] (0:11.39)
Average Speed [km/h]	43.0	64.3	65.3	62.6	61.3	64.9	63.2
Top Speed [km/h]	61.0	66.2	67.9	63.6	63.7	66.5	65.4
Avg. Dist. to Rail [m]	7.2	1.8	1.2	0.6	0.5	2.9	4.0
Avg. Stride Freq. [Hz]	2.5	2.5	2.5	2.4	2.4	2.5	2.5
Avg. Stride Length [m]	5.7	7.3	7.5	7.4	7.3	7.4	7.3



[] Ranking at each section and finish
 -:-:- No data available at this section
 NA No data available

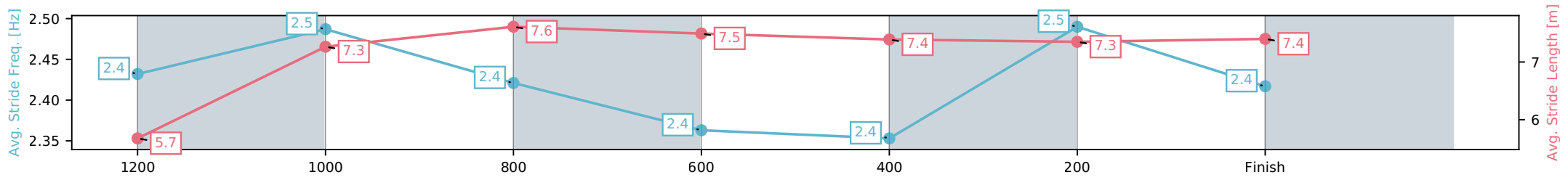
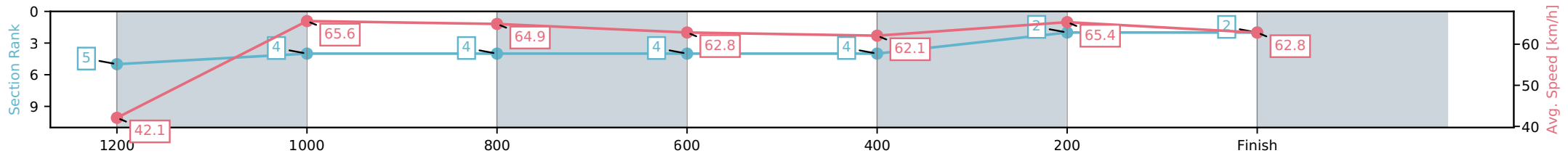
Horse/Jockey Name	Pride Of Venus/Nikki Olzard
Finish Rank	2
Fastest Section Time (Section)	0:11.01 (1200-1000)
Top Speed [km/h] (Section)	68.4 (1200-1000)
Race State	Finished



Mackay QLD --Professional-2026-05-23
 Race 8: RACING AGAIN THURSDAY 11TH JUNE OPEN
 Handicap - 1300m
 23 May 2026 - 4:50PM
 Track Rating: Good 4, Weather: Fine, Rail Position: True Entire Circuit



Section	L1300	L1200	L1000	L800	L600	L400	L200
Section Times	1:16.08 (0:08.22)	1:07.86 [5] (0:11.01)	0:56.85 [4] (0:11.17)	0:45.68 [4] (0:11.51)	0:34.17 [4] (0:11.66)	0:22.52 [4] (0:11.06)	0:11.46 [2] (0:11.46)
Average Speed [km/h]	42.1	65.6	64.9	62.8	62.1	65.4	62.8
Top Speed [km/h]	59.1	68.4	67.2	64.1	64.7	65.9	65.4
Avg. Dist. to Rail [m]	6.1	2.4	2.2	1.9	0.7	3.0	5.3
Avg. Stride Freq. [Hz]	2.4	2.5	2.4	2.4	2.4	2.5	2.4
Avg. Stride Length [m]	5.7	7.3	7.6	7.5	7.4	7.3	7.4



[] Ranking at each section and finish
 -:-:- No data available at this section
 NA No data available

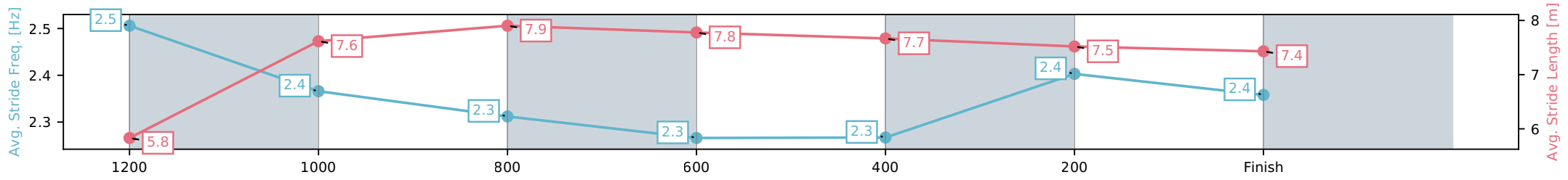
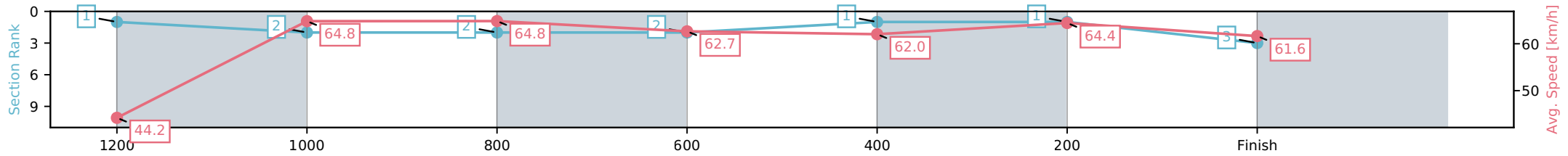
Horse/Jockey Name	Parade Ground/Warwick Satherley
Finish Rank	3
Fastest Section Time (Section)	0:11.16 (1200-1000)
Top Speed [km/h] (Section)	66.4 (1200-1000)
Race State	Finished



Mackay QLD --Professional-2026-05-23
 Race 8: RACING AGAIN THURSDAY 11TH JUNE OPEN
 Handicap - 1300m
 23 May 2026 - 4:50PM
 Track Rating: Good 4, Weather: Fine, Rail Position: True Entire Circuit



Section	L1300	L1200	L1000	L800	L600	L400	L200
Section Times	1:16.25 (0:07.78)	1:08.47 [1] (0:11.16)	0:57.31 [2] (0:11.16)	0:46.15 [2] (0:11.54)	0:34.61 [2] (0:11.71)	0:22.90 [1] (0:11.21)	0:11.69 [1] (0:11.69)
Average Speed [km/h]	44.2	64.8	64.8	62.7	62.0	64.4	61.6
Top Speed [km/h]	62.6	66.4	66.1	63.4	63.8	64.9	64.2
Avg. Dist. to Rail [m]	10.9	3.3	1.9	1.6	1.1	2.1	1.2
Avg. Stride Freq. [Hz]	2.5	2.4	2.3	2.3	2.3	2.4	2.4
Avg. Stride Length [m]	5.8	7.6	7.9	7.8	7.7	7.5	7.4



[] Ranking at each section and finish
 -:-:- No data available at this section
 NA No data available

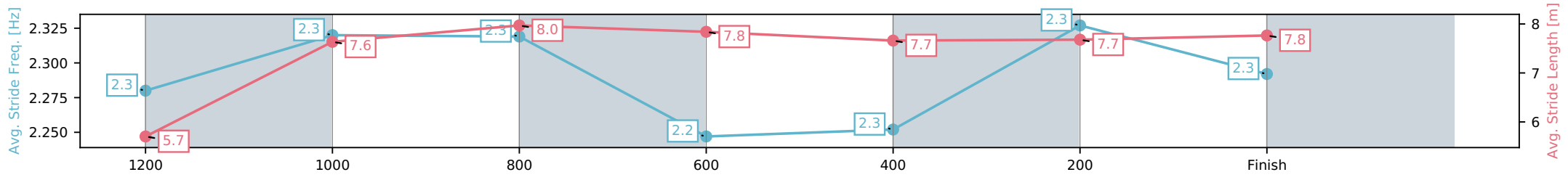
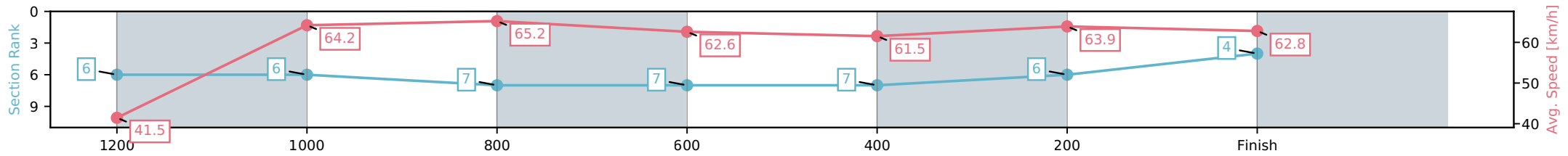
Horse/Jockey Name	Pepperdine/Adam Sewell
Finish Rank	4
Fastest Section Time (Section)	0:11.10 (1000-800)
Top Speed [km/h] (Section)	67.4 (1000-800)
Race State	Finished



Mackay QLD --Professional-2026-05-23
 Race 8: RACING AGAIN THURSDAY 11TH JUNE OPEN
 Handicap - 1300m
 23 May 2026 - 4:50PM
 Track Rating: Good 4, Weather: Fine, Rail Position: True Entire Circuit



Section	L1300	L1200	L1000	L800	L600	L400	L200
Section Times	1:16.47 (0:08.27)	1:08.20 [6] (0:11.29)	0:56.91 [6] (0:11.10)	0:45.81 [7] (0:11.51)	0:34.30 [7] (0:11.70)	0:22.60 [7] (0:11.27)	0:11.33 [6] (0:11.33)
Average Speed [km/h]	41.5	64.2	65.2	62.6	61.5	63.9	62.8
Top Speed [km/h]	59.4	66.9	67.4	63.2	62.9	64.8	64.9
Avg. Dist. to Rail [m]	10.5	4.3	2.0	0.8	0.6	2.3	4.7
Avg. Stride Freq. [Hz]	2.3	2.3	2.3	2.2	2.3	2.3	2.3
Avg. Stride Length [m]	5.7	7.6	8.0	7.8	7.7	7.7	7.8



[] Ranking at each section and finish
 -:-:- No data available at this section
 NA No data available

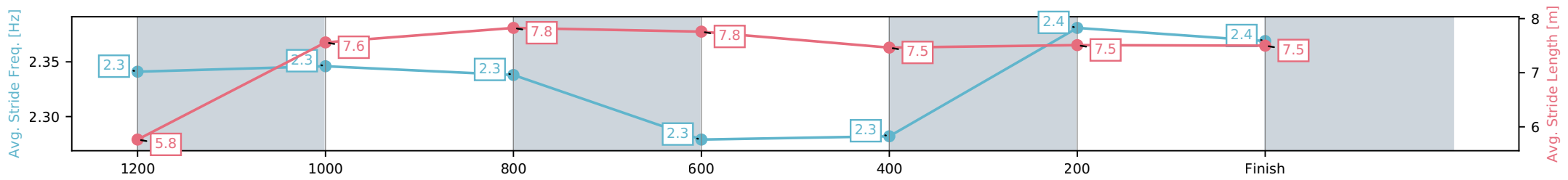
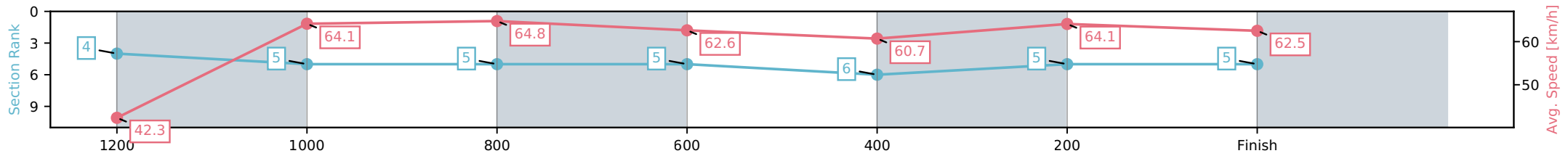
Horse/Jockey Name	Turbeau/Ryan Wiggins
Finish Rank	5
Fastest Section Time (Section)	0:11.13 (1000-800)
Top Speed [km/h] (Section)	66.8 (1200-1000)
Race State	Finished



Mackay QLD --Professional-2026-05-23
 Race 8: RACING AGAIN THURSDAY 11TH JUNE OPEN
 Handicap - 1300m
 23 May 2026 - 4:50PM
 Track Rating: Good 4, Weather: Fine, Rail Position: True Entire Circuit



Section	L1300	L1200	L1000	L800	L600	L400	L200
Section Times	1:16.55 (0:08.17)	1:08.38 [4] (0:11.24)	0:57.14 [5] (0:11.13)	0:46.00 [5] (0:11.48)	0:34.52 [5] (0:11.81)	0:22.71 [6] (0:11.23)	0:11.48 [5] (0:11.48)
Average Speed [km/h]	42.3	64.1	64.8	62.6	60.7	64.1	62.5
Top Speed [km/h]	60.1	66.8	66.2	63.4	62.7	65.3	65.1
Avg. Dist. to Rail [m]	5.0	0.8	0.6	0.3	0.7	2.6	3.8
Avg. Stride Freq. [Hz]	2.3	2.3	2.3	2.3	2.3	2.4	2.4
Avg. Stride Length [m]	5.8	7.6	7.8	7.8	7.5	7.5	7.5



[] Ranking at each section and finish
 -:-:- No data available at this section
 NA No data available

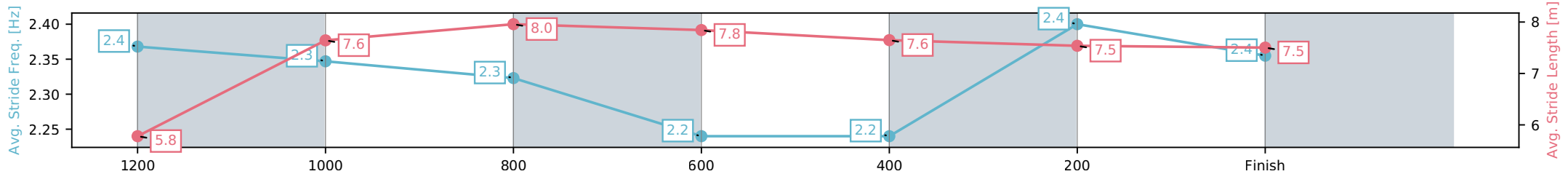
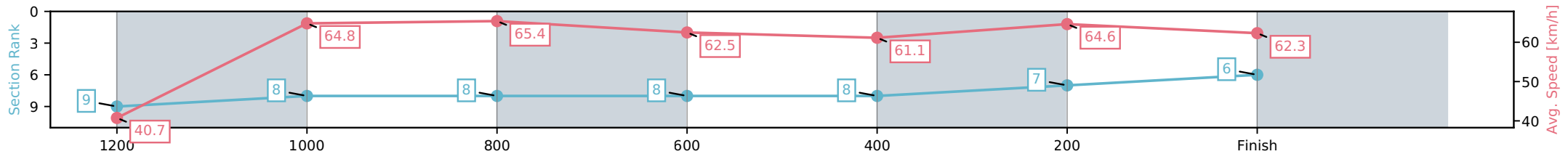
Horse/Jockey Name	Acrophobic/Sean Cormack
Finish Rank	6
Fastest Section Time (Section)	0:11.04 (1000-800)
Top Speed [km/h] (Section)	66.4 (1000-800)
Race State	Finished



Mackay QLD --Professional-2026-05-23
 Race 8: RACING AGAIN THURSDAY 11TH JUNE OPEN
 Handicap - 1300m
 23 May 2026 - 4:50PM
 Track Rating: Good 4, Weather: Fine, Rail Position: True Entire Circuit



Section	L1300	L1200	L1000	L800	L600	L400	L200
Section Times	1:16.84 (0:08.53)	1:08.31 [9] (0:11.14)	0:57.17 [8] (0:11.04)	0:46.14 [8] (0:11.54)	0:34.59 [8] (0:11.82)	0:22.77 [8] (0:11.22)	0:11.55 [7] (0:11.55)
Average Speed [km/h]	40.7	64.8	65.4	62.5	61.1	64.6	62.3
Top Speed [km/h]	62.3	65.9	66.4	62.8	63.1	65.4	64.6
Avg. Dist. to Rail [m]	7.8	1.8	1.2	0.9	0.6	5.0	6.6
Avg. Stride Freq. [Hz]	2.4	2.3	2.3	2.2	2.2	2.4	2.4
Avg. Stride Length [m]	5.8	7.6	8.0	7.8	7.6	7.5	7.5



[] Ranking at each section and finish
 -:-:- No data available at this section
 NA No data available

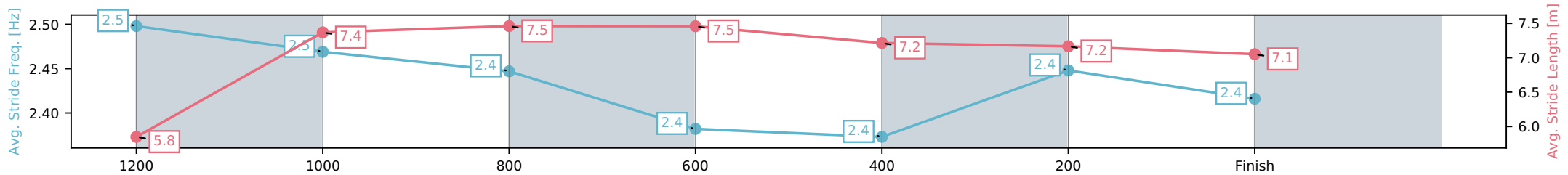
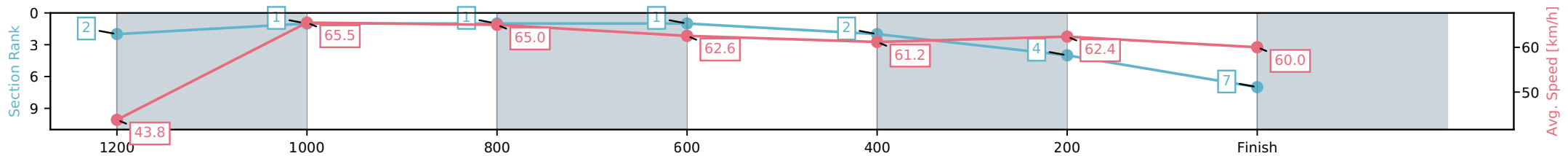
Horse/Jockey Name	Upstart Legend/Chris McIver
Finish Rank	7
Fastest Section Time (Section)	0:11.03 (1200-1000)
Top Speed [km/h] (Section)	68.0 (1000-800)
Race State	Finished



Mackay QLD --Professional-2026-05-23
 Race 8: RACING AGAIN THURSDAY 11TH JUNE OPEN
 Handicap - 1300m
 23 May 2026 - 4:50PM
 Track Rating: Good 4, Weather: Fine, Rail Position: True Entire Circuit



Section	L1300	L1200	L1000	L800	L600	L400	L200
Section Times	1:16.92 (0:07.90)	1:09.02 [2] (0:11.03)	0:58.00 [1] (0:11.11)	0:46.88 [1] (0:11.52)	0:35.36 [1] (0:11.80)	0:23.56 [2] (0:11.56)	0:12.01 [4] (0:12.01)
Average Speed [km/h]	43.8	65.5	65.0	62.6	61.2	62.4	60.0
Top Speed [km/h]	61.8	66.9	68.0	63.3	62.0	63.0	61.9
Avg. Dist. to Rail [m]	10.0	2.3	1.1	0.7	0.4	1.2	1.4
Avg. Stride Freq. [Hz]	2.5	2.5	2.4	2.4	2.4	2.4	2.4
Avg. Stride Length [m]	5.8	7.4	7.5	7.5	7.2	7.2	7.1



[] Ranking at each section and finish
 -:-:- No data available at this section
 NA No data available

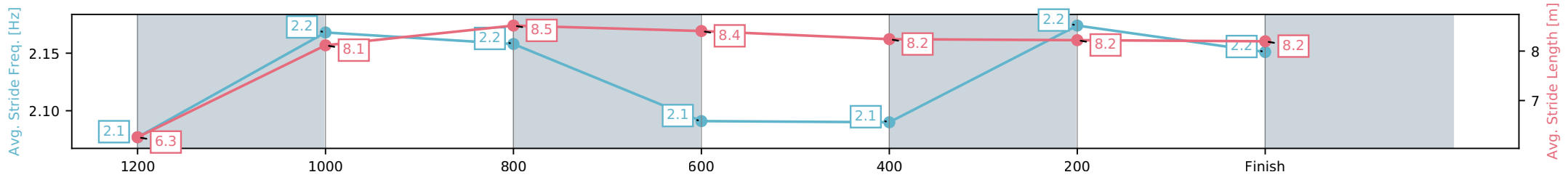
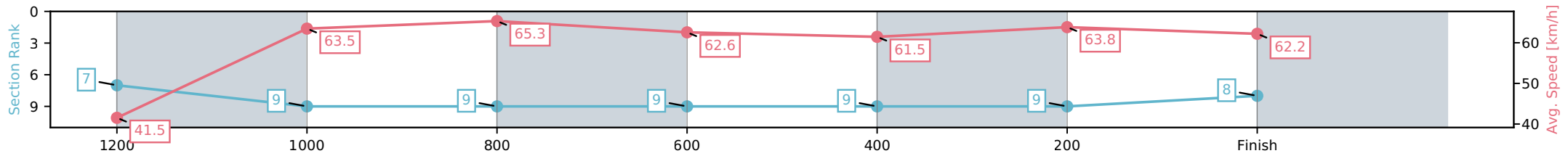
Horse/Jockey Name	The Penske File/Raul Silvera Olivera
Finish Rank	8
Fastest Section Time (Section)	0:11.09 (1000-800)
Top Speed [km/h] (Section)	66.3 (1000-800)
Race State	Finished



Mackay QLD --Professional-2026-05-23
 Race 8: RACING AGAIN THURSDAY 11TH JUNE OPEN
 Handicap - 1300m
 23 May 2026 - 4:50PM
 Track Rating: Good 4, Weather: Fine, Rail Position: True Entire Circuit



Section	L1300	L1200	L1000	L800	L600	L400	L200
Section Times	1:17.13 (0:08.33)	1:08.80 [7] (0:11.40)	0:57.41 [9] (0:11.09)	0:46.32 [9] (0:11.58)	0:34.74 [9] (0:11.82)	0:22.92 [9] (0:11.34)	0:11.58 [9] (0:11.58)
Average Speed [km/h]	41.5	63.5	65.3	62.6	61.5	63.8	62.2
Top Speed [km/h]	58.7	65.5	66.3	63.5	63.1	65.2	63.4
Avg. Dist. to Rail [m]	7.9	2.9	2.2	1.9	1.2	5.3	6.3
Avg. Stride Freq. [Hz]	2.1	2.2	2.2	2.1	2.1	2.2	2.2
Avg. Stride Length [m]	6.3	8.1	8.5	8.4	8.2	8.2	8.2



[] Ranking at each section and finish
 -:-:- No data available at this section
 NA No data available

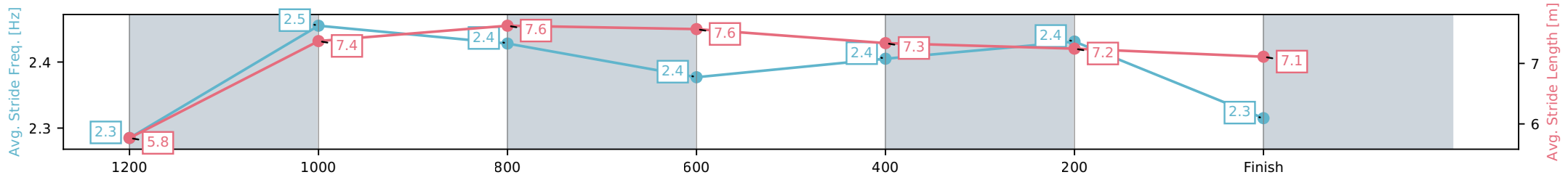
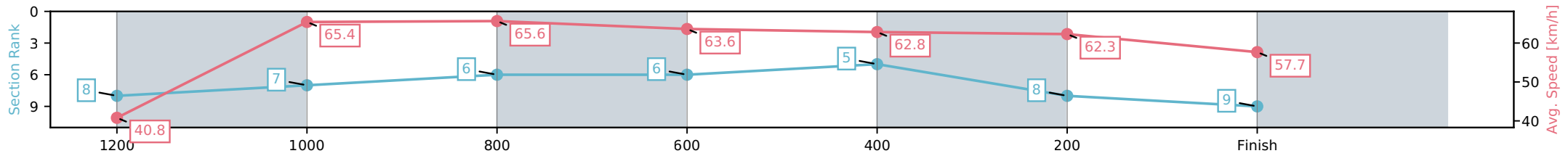
Horse/Jockey Name	Grand de Lago/Natalea Summers
Finish Rank	9
Fastest Section Time (Section)	0:11.07 (1000-800)
Top Speed [km/h] (Section)	67.2 (1000-800)
Race State	Finished



Mackay QLD --Professional-2026-05-23
 Race 8: RACING AGAIN THURSDAY 11TH JUNE OPEN
 Handicap - 1300m
 23 May 2026 - 4:50PM
 Track Rating: Good 4, Weather: Fine, Rail Position: True Entire Circuit



Section	L1300	L1200	L1000	L800	L600	L400	L200
Section Times	1:17.78 (0:08.50)	1:09.28 [8] (0:11.09)	0:58.19 [7] (0:11.07)	0:47.12 [6] (0:11.41)	0:35.71 [6] (0:11.58)	0:24.13 [5] (0:11.64)	0:12.49 [8] (0:12.49)
Average Speed [km/h]	40.8	65.4	65.6	63.6	62.8	62.3	57.7
Top Speed [km/h]	59.8	66.7	67.2	65.0	63.8	63.8	61.0
Avg. Dist. to Rail [m]	9.3	4.4	3.1	2.6	1.3	4.6	3.9
Avg. Stride Freq. [Hz]	2.3	2.5	2.4	2.4	2.4	2.4	2.3
Avg. Stride Length [m]	5.8	7.4	7.6	7.6	7.3	7.2	7.1



[] Ranking at each section and finish
 -:-:- No data available at this section
 NA No data available