



# Toowoomba QLD

Race 1: JENSEN & CO LAWYERS BENCHMARK 58 Handicap - 1000m

23 May 2026 - 4:49PM

Track Rating: Good 4, Weather: Fine, Rail Position: +5m Entire Circuit



Field Times (Race Tempo)      1:01.96    0:47.29    0:36.48    0:25.11    0:12.94  
 (0:14.67)    (0:10.81)    (0:11.37)    (0:12.17)    (0:12.94)

Rank	TAB#	Horse	Overall Time	First 400m	Top Speed km/h (Section)	L1000	L800	L600	L400	L200			
	(BAR#)	Jockey	Margin (DT-W)	Last 600m	Fastest Section (Time)	Start - 800	800 - 600	600 - 400	400 - 200	200 - Finish			
1	6	Kirksville	1:01.96	0:25.48	67.5 (800-600)	1:01.96	0:47.21 [2]	0:36.48 [1]	0:25.11 [1]	0:12.94 [1]			
	(5)	Les Tilley		0:36.48	800-600 (0:10.73)	(0:14.75)	(0:10.73)	(0:11.37)	(0:12.17)	(0:12.94)			
2	14	Beau's Girl	1:01.98	0:26.57	66.0 (800-600)	1:01.98	0:46.49 [9]	0:35.42 [9]	0:24.14 [8]	0:12.48 [7]			
	(9)	Jett Newman	0.1L (-3)	0:35.42	800-600 (0:11.08)	(0:15.49)	(0:11.08)	(0:11.28)	(0:11.66)	(0:12.48)			
3	12	Copper Sunset	1:02.01	0:26.11	66.6 (800-600)	1:02.01	0:46.79 [5]	0:35.90 [4]	0:24.60 [4]	0:12.71 [3]			
	(1)	Kelsey Lenton	0.3L (-4)	0:35.89	800-600 (0:10.89)	(0:15.22)	(0:10.89)	(0:11.30)	(0:11.88)	(0:12.71)			
4	5	American Conquest	1:02.15	0:26.48	66.8 (800-600)	1:02.15	0:46.76 [8]	0:35.67 [8]	0:24.37 [7]	0:12.73 [5]			
	(3)	Corey Sutherland	1.1L (-3)	0:35.67	800-600 (0:11.09)	(0:15.39)	(0:11.09)	(0:11.30)	(0:11.64)	(0:12.73)			
5	3	Romantic Bubble	1:02.42	0:26.29	67.1 (800-600)	1:02.42	0:47.15 [6]	0:36.13 [6]	0:24.66 [6]	0:12.92 [6]			
	(2)	Bailey Wheeler	2.7L (-3)	0:36.13	800-600 (0:11.02)	(0:15.27)	(0:11.02)	(0:11.47)	(0:11.74)	(0:12.92)			
6	16	Super Exceptional	1:02.49	0:25.89	66.9 (800-600)	1:02.49	0:47.64 [3]	0:36.60 [3]	0:25.09 [3]	0:13.16 [4]			
	(7)	Noriyuki Nishio	3.1L (-1)	0:36.60	800-600 (0:11.04)	(0:14.85)	(0:11.04)	(0:11.52)	(0:11.92)	(0:13.16)			
7	1	Goodes	1:02.64	0:26.17	66.7 (800-600)	1:02.64	0:47.57 [4]	0:36.47 [5]	0:24.97 [5]	0:12.94 [8]			
	(4)	Damien Boche	4.0L (+0)	0:36.47	800-600 (0:11.10)	(0:15.07)	(0:11.10)	(0:11.50)	(0:12.03)	(0:12.94)			
8	2	I Am A Winner	1:02.76	0:25.57	67.9 (800-600)	1:02.76	0:48.09 [1]	0:37.19 [2]	0:25.82 [2]	0:13.66 [2]			
	(10)	Aidan Keeley	4.7L (-2)	0:37.18	800-600 (0:10.90)	(0:14.67)	(0:10.90)	(0:11.37)	(0:12.15)	(0:13.66)			
9	15	Blue Eye Dame	1:03.44	0:26.33	66.9 (800-600)	1:03.44	0:48.12 [7]	0:37.12 [7]	0:25.50 [9]	0:13.33 [9]			
	(6)	Gary Geran	8.7L (-8)	0:37.11	800-600 (0:11.01)	(0:15.32)	(0:11.01)	(0:11.61)	(0:12.17)	(0:13.33)			

Scratched: Smart 'N' Stylish (#4), Stabilizer (#7), Black Eyed Blonde (#8), Barbra (#9), Goose Step (#10), Let Loose Ladies (#11), Life Of Tree (#13), Ancient Mission (#17)

Report Created: Sat 23 May 2026

(Note: Races are conducted over an approximate distance as close as possible to the advertised distance, and recorded data may vary accordingly. Official times refer to race times only and do not include handicap times.)

[ ] Position in running at each section and finish    TAB# Saddle cloth number  
 -:-:- No data available at this section                    BAR# Barrier/Gate Position  
 NA No data available    DNF Did not finish  
 DNT Did not track    DT-W Distance travelled compared to winner in metres

Fastest split  
 Fastest section

data processed by TRIPLESDATA

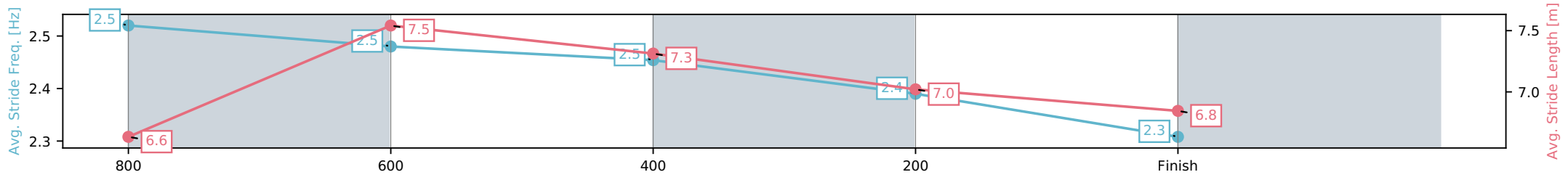
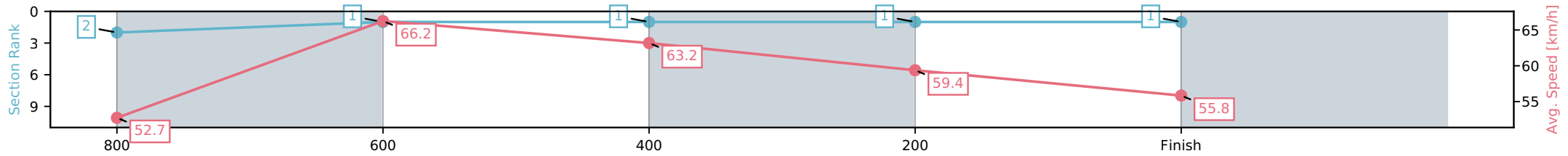
Horse/Jockey Name	Kirksville/Les Tilley
Finish Rank	1
Fastest Section Time (Section)	0:10.73 (800-600)
Top Speed [km/h] (Section)	67.5 (800-600)
Race State	Finished



Toowoomba QLD --Professional-2026-05-23  
 Race 1: JENSEN & CO LAWYERS BENCHMARK 58 Handicap  
 - 1000m  
 23 May 2026 - 4:49PM  
 Track Rating: Good 4, Weather: Fine, Rail Position: +5m Entire Circuit



Section	L1000	L800	L600	L400	L200
Section Times	1:01.96 (0:14.75)	0:47.21 [2] (0:10.73)	0:36.48 [1] (0:11.37)	0:25.11 [1] (0:12.17)	0:12.94 [1] (0:12.94)
Average Speed [km/h]	52.7	66.2	63.2	59.4	55.8
Top Speed [km/h]	66.9	67.5	65.9	61.4	58.2
Avg. Dist. to Rail [m]	4.1	3.2	1.1	1.3	0.7
Avg. Stride Freq. [Hz]	2.5	2.5	2.5	2.4	2.3
Avg. Stride Length [m]	6.6	7.5	7.3	7.0	6.8



[ ] Ranking at each section and finish  
 -:-:- No data available at this section  
 NA No data available

Horse/Jockey Name	Beau's Girl/Jett Newman
Finish Rank	2
Fastest Section Time (Section)	0:11.08 (800-600)
Top Speed [km/h] (Section)	66.0 (800-600)
Race State	Finished



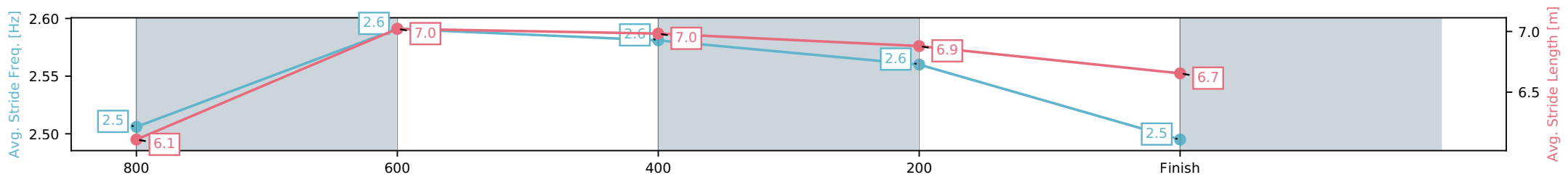
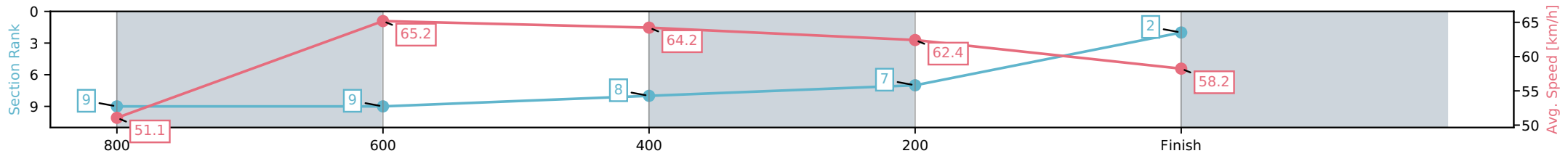
Toowoomba QLD --Professional-2026-05-23  
 Race 1: JENSEN & CO LAWYERS BENCHMARK 58 Handicap  
 - 1000m



23 May 2026 - 4:49PM

Track Rating: Good 4, Weather: Fine, Rail Position: +5m Entire Circuit

Section	L1000	L800	L600	L400	L200
Section Times	1:01.98 (0:15.49)	0:46.49 [9] (0:11.08)	0:35.42 [9] (0:11.28)	0:24.14 [8] (0:11.66)	0:12.48 [7] (0:12.48)
Average Speed [km/h]	51.1	65.2	64.2	62.4	58.2
Top Speed [km/h]	64.0	66.0	64.9	63.5	60.9
Avg. Dist. to Rail [m]	5.9	0.9	1.3	3.7	4.5
Avg. Stride Freq. [Hz]	2.5	2.6	2.6	2.6	2.5
Avg. Stride Length [m]	6.1	7.0	7.0	6.9	6.7



[ ] Ranking at each section and finish  
 -.-.- No data available at this section  
 NA No data available

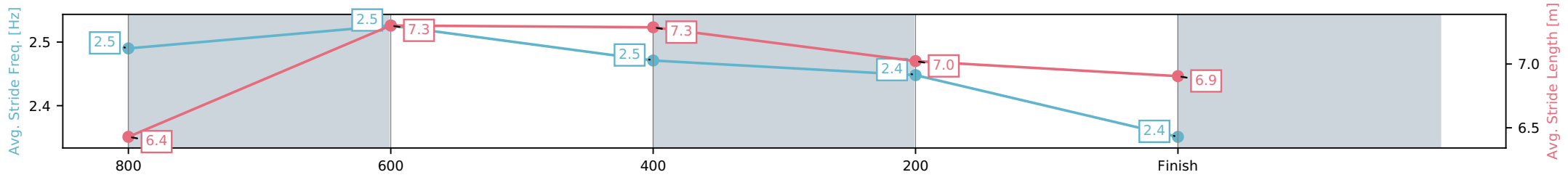
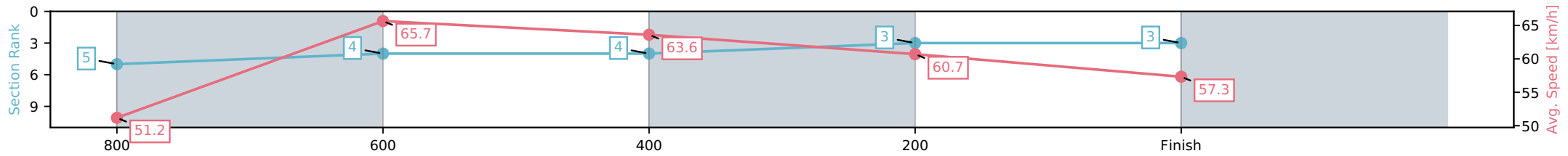
Horse/Jockey Name	Copper Sunset/Kelsey Lenton
Finish Rank	3
Fastest Section Time (Section)	0:10.89 (800-600)
Top Speed [km/h] (Section)	66.6 (800-600)
Race State	Finished



Toowoomba QLD --Professional-2026-05-23  
 Race 1: JENSEN & CO LAWYERS BENCHMARK 58 Handicap  
 - 1000m  
 23 May 2026 - 4:49PM  
 Track Rating: Good 4, Weather: Fine, Rail Position: +5m Entire Circuit



Section	L1000	L800	L600	L400	L200
Section Times	1:02.01 (0:15.22)	0:46.79 [5] (0:10.89)	0:35.90 [4] (0:11.30)	0:24.60 [4] (0:11.88)	0:12.71 [3] (0:12.71)
Average Speed [km/h]	51.2	65.7	63.6	60.7	57.3
Top Speed [km/h]	65.3	66.6	65.5	61.6	59.7
Avg. Dist. to Rail [m]	3.1	1.3	0.3	0.6	0.7
Avg. Stride Freq. [Hz]	2.5	2.5	2.5	2.4	2.4
Avg. Stride Length [m]	6.4	7.3	7.3	7.0	6.9



[ ] Ranking at each section and finish  
 -.-.- No data available at this section  
 NA No data available

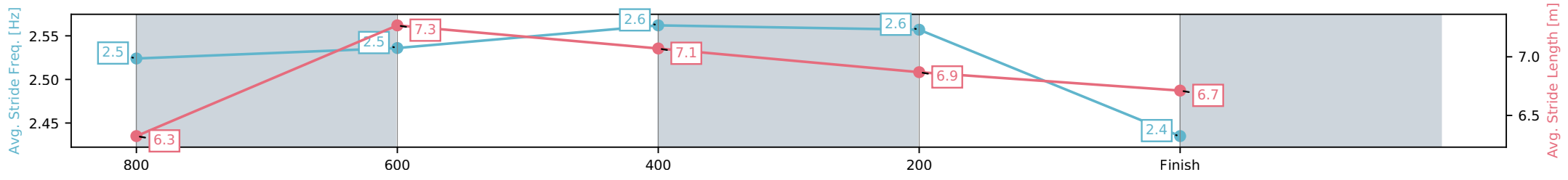
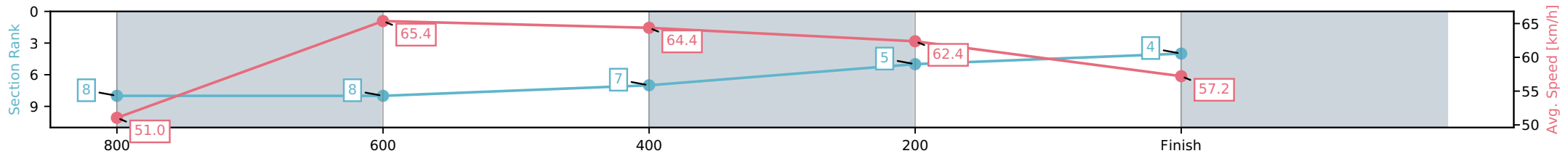
Horse/Jockey Name	American Conquest/Corey Sutherland
Finish Rank	4
Fastest Section Time (Section)	0:11.09 (800-600)
Top Speed [km/h] (Section)	66.8 (800-600)
Race State	Finished



Toowoomba QLD --Professional-2026-05-23  
 Race 1: JENSEN & CO LAWYERS BENCHMARK 58 Handicap  
 - 1000m  
 23 May 2026 - 4:49PM  
 Track Rating: Good 4, Weather: Fine, Rail Position: +5m Entire Circuit



Section	L1000	L800	L600	L400	L200
Section Times	1:02.15 (0:15.39)	0:46.76 [8] (0:11.09)	0:35.67 [8] (0:11.30)	0:24.37 [7] (0:11.64)	0:12.73 [5] (0:12.73)
Average Speed [km/h]	51.0	65.4	64.4	62.4	57.2
Top Speed [km/h]	65.3	66.8	65.4	64.7	61.1
Avg. Dist. to Rail [m]	5.0	2.4	1.8	2.4	2.6
Avg. Stride Freq. [Hz]	2.5	2.5	2.6	2.6	2.4
Avg. Stride Length [m]	6.3	7.3	7.1	6.9	6.7



[ ] Ranking at each section and finish  
 -.-.- No data available at this section  
 NA No data available

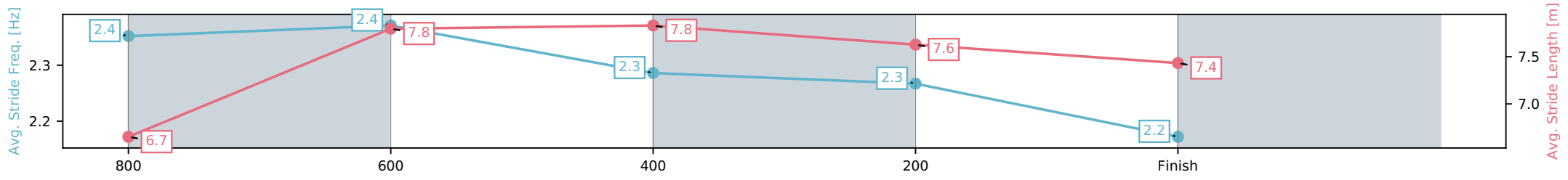
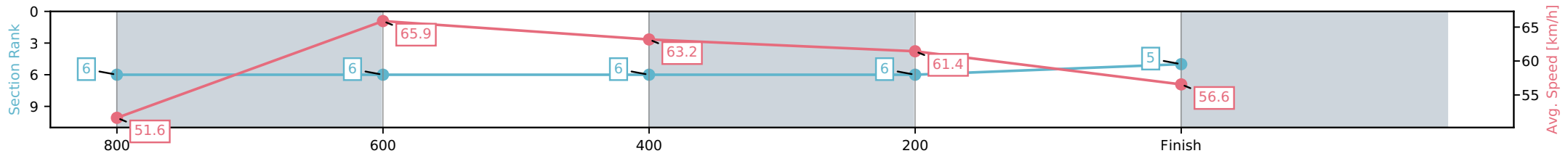
Horse/Jockey Name	Romantic Bubble/Bailey Wheeler
Finish Rank	5
Fastest Section Time (Section)	0:11.02 (800-600)
Top Speed [km/h] (Section)	67.1 (800-600)
Race State	Finished



Toowoomba QLD --Professional-2026-05-23  
 Race 1: JENSEN & CO LAWYERS BENCHMARK 58 Handicap  
 - 1000m  
 23 May 2026 - 4:49PM  
 Track Rating: Good 4, Weather: Fine, Rail Position: +5m Entire Circuit



Section	L1000	L800	L600	L400	L200
Section Times	1:02.42 (0:15.27)	0:47.15 [6] (0:11.02)	0:36.13 [6] (0:11.47)	0:24.66 [6] (0:11.74)	0:12.92 [6] (0:12.92)
Average Speed [km/h]	51.6	65.9	63.2	61.4	56.6
Top Speed [km/h]	65.7	67.1	64.9	62.0	60.7
Avg. Dist. to Rail [m]	5.8	2.4	1.2	0.6	0.4
Avg. Stride Freq. [Hz]	2.4	2.4	2.3	2.3	2.2
Avg. Stride Length [m]	6.7	7.8	7.8	7.6	7.4



[ ] Ranking at each section and finish  
 -:-:- No data available at this section  
 NA No data available

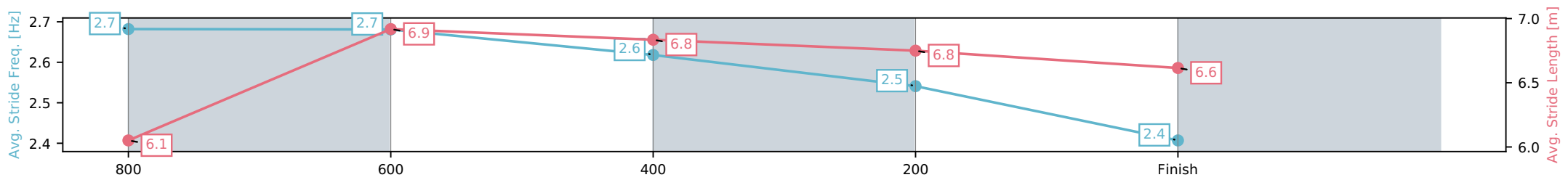
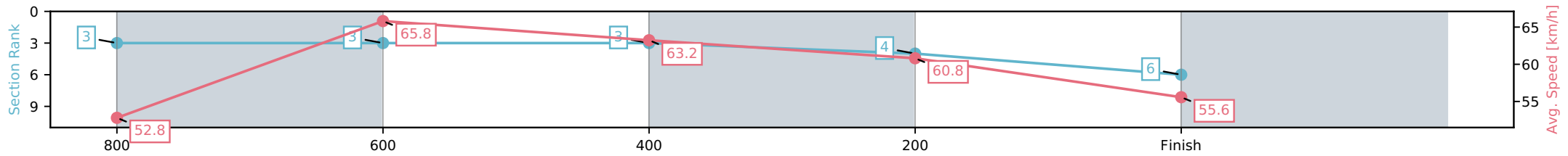
Horse/Jockey Name	Super Exceptional/Noriyuki Nishio
Finish Rank	6
Fastest Section Time (Section)	0:11.04 (800-600)
Top Speed [km/h] (Section)	66.9 (800-600)
Race State	Finished



Toowoomba QLD --Professional-2026-05-23  
 Race 1: JENSEN & CO LAWYERS BENCHMARK 58 Handicap  
 - 1000m  
 23 May 2026 - 4:49PM  
 Track Rating: Good 4, Weather: Fine, Rail Position: +5m Entire Circuit



Section	L1000	L800	L600	L400	L200
Section Times	1:02.49 (0:14.85)	0:47.64 [3] (0:11.04)	0:36.60 [3] (0:11.52)	0:25.09 [3] (0:11.92)	0:13.16 [4] (0:13.16)
Average Speed [km/h]	52.8	65.8	63.2	60.8	55.6
Top Speed [km/h]	66.6	66.9	65.2	62.0	59.1
Avg. Dist. to Rail [m]	5.5	2.6	2.0	2.9	4.4
Avg. Stride Freq. [Hz]	2.7	2.7	2.6	2.5	2.4
Avg. Stride Length [m]	6.1	6.9	6.8	6.8	6.6



[ ] Ranking at each section and finish  
 -.-.- No data available at this section  
 NA No data available

Horse/Jockey Name	Goodes/Damien Boche
Finish Rank	7
Fastest Section Time (Section)	0:11.10 (800-600)
Top Speed [km/h] (Section)	66.7 (800-600)
Race State	Finished



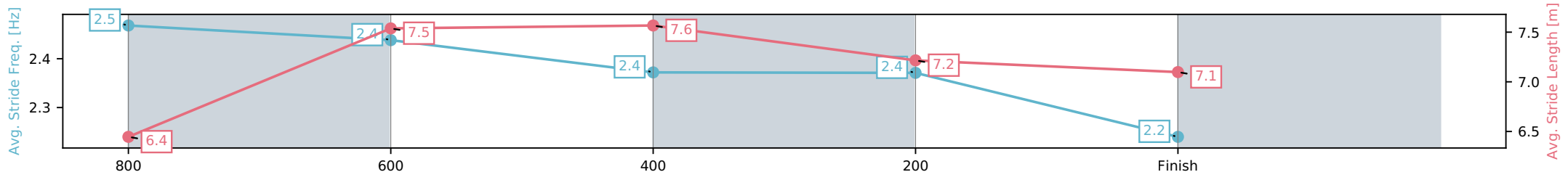
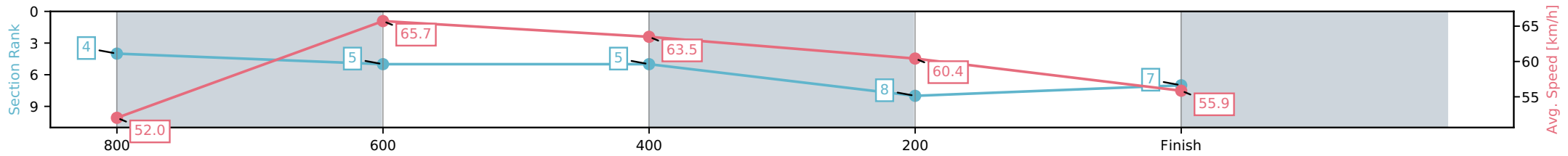
Toowoomba QLD --Professional-2026-05-23  
 Race 1: JENSEN & CO LAWYERS BENCHMARK 58 Handicap  
 - 1000m



23 May 2026 - 4:49PM

Track Rating: Good 4, Weather: Fine, Rail Position: +5m Entire Circuit

Section	L1000	L800	L600	L400	L200
Section Times	1:02.64 (0:15.07)	0:47.57 [4] (0:11.10)	0:36.47 [5] (0:11.50)	0:24.97 [5] (0:12.03)	0:12.94 [8] (0:12.94)
Average Speed [km/h]	52.0	65.7	63.5	60.4	55.9
Top Speed [km/h]	65.5	66.7	64.9	62.1	58.7
Avg. Dist. to Rail [m]	6.5	4.0	2.9	2.5	2.8
Avg. Stride Freq. [Hz]	2.5	2.4	2.4	2.4	2.2
Avg. Stride Length [m]	6.4	7.5	7.6	7.2	7.1



[ ] Ranking at each section and finish  
 -.-.- No data available at this section  
 NA No data available

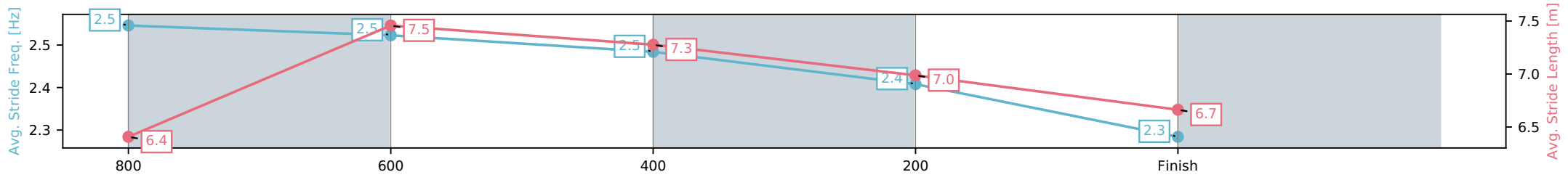
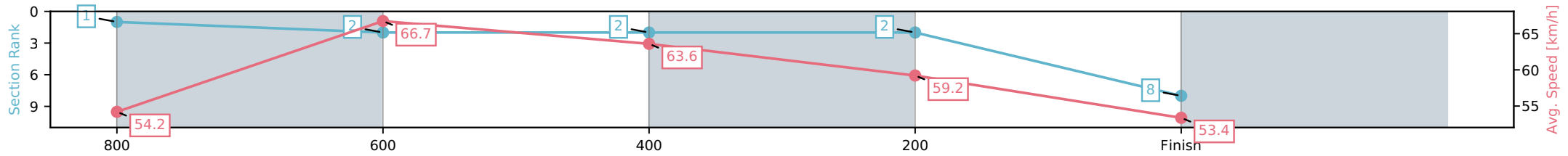
Horse/Jockey Name	I Am A Winner/Aidan Keeley
Finish Rank	8
Fastest Section Time (Section)	0:10.90 (800-600)
Top Speed [km/h] (Section)	67.9 (800-600)
Race State	Finished



Toowoomba QLD --Professional-2026-05-23  
 Race 1: JENSEN & CO LAWYERS BENCHMARK 58 Handicap  
 - 1000m  
 23 May 2026 - 4:49PM  
 Track Rating: Good 4, Weather: Fine, Rail Position: +5m Entire Circuit



Section	L1000	L800	L600	L400	L200
Section Times	1:02.76 (0:14.67)	0:48.09 [1] (0:10.90)	0:37.19 [2] (0:11.37)	0:25.82 [2] (0:12.15)	0:13.66 [2] (0:13.66)
Average Speed [km/h]	54.2	66.7	63.6	59.2	53.4
Top Speed [km/h]	67.7	67.9	65.7	60.8	56.4
Avg. Dist. to Rail [m]	8.3	2.9	1.1	0.4	0.8
Avg. Stride Freq. [Hz]	2.5	2.5	2.5	2.4	2.3
Avg. Stride Length [m]	6.4	7.5	7.3	7.0	6.7



[ ] Ranking at each section and finish  
 -:-:- No data available at this section  
 NA No data available

Horse/Jockey Name	Blue Eye Dame/Gary Geran
Finish Rank	9
Fastest Section Time (Section)	0:11.01 (800-600)
Top Speed [km/h] (Section)	66.9 (800-600)
Race State	Finished



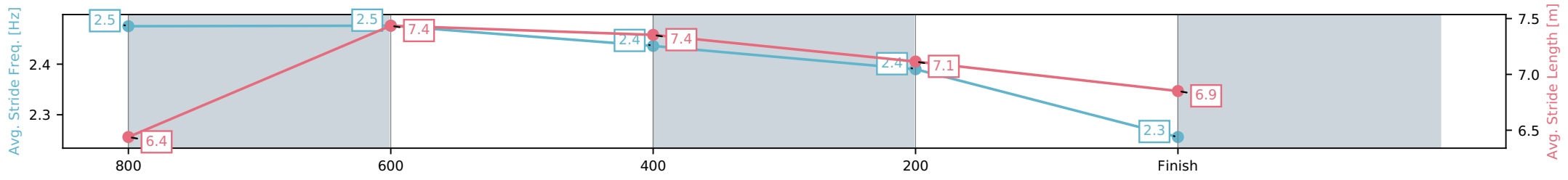
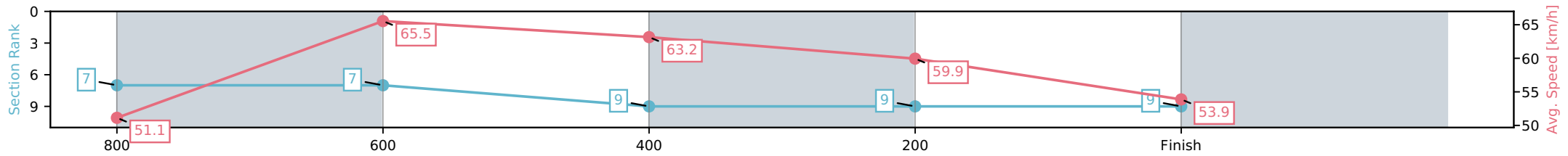
Toowoomba QLD --Professional-2026-05-23  
 Race 1: JENSEN & CO LAWYERS BENCHMARK 58 Handicap  
 - 1000m



23 May 2026 - 4:49PM

Track Rating: Good 4, Weather: Fine, Rail Position: +5m Entire Circuit

Section	L1000	L800	L600	L400	L200
Section Times	1:03.44 (0:15.32)	0:48.12 [7] (0:11.01)	0:37.12 [7] (0:11.61)	0:25.50 [9] (0:12.17)	0:13.33 [9] (0:13.33)
Average Speed [km/h]	51.1	65.5	63.2	59.9	53.9
Top Speed [km/h]	65.7	66.9	64.4	61.6	57.4
Avg. Dist. to Rail [m]	4.2	1.1	3.2	3.6	1.0
Avg. Stride Freq. [Hz]	2.5	2.5	2.4	2.4	2.3
Avg. Stride Length [m]	6.4	7.4	7.4	7.1	6.9



[ ] Ranking at each section and finish  
 -:-:- No data available at this section  
 NA No data available



# Toowoomba QLD

## Race 2: PATHWISE WEALTH BENCHMARK 70 Handicap - 1100m

23 May 2026 - 5:25PM



Track Rating: Good 4, Weather: Fine, Rail Position: +5m Entire Circuit

Field Times (Race Tempo)      1:07.90    0:58.87    0:47.52    0:36.11    0:24.42    0:12.53  
 (0:09.04)    (0:11.34)    (0:11.41)    (0:11.69)    (0:11.89)    (0:12.53)

Rank	TAB#	Horse	Overall Time	First 400m	Top Speed km/h (Section)	L1100	L1000	L800	L600	L400	L200		
	(BAR#)	Jockey	Margin (DT-W)	Last 600m	Fastest Section (Time)	Start - 1000	1000 - 800	800 - 600	600 - 400	400 - 200	200 - Finish		
1	8	Star Rapper	1:07.90	0:26.09	65.6 (1000-800)	1:07.90	0:58.67 [4]	0:47.52 [1]	0:36.11 [1]	0:24.42 [1]	0:12.53 [1]		
	(1)	Gary Geran		0:36.11	1000-800 (0:11.15)	(0:09.23)	(0:11.15)	(0:11.41)	(0:11.69)	(0:11.89)	(0:12.53)		
2	9	Blantons Run	1:08.25	0:26.37	65.4 (1000-800)	1:08.25	0:59.17 [2]	0:47.63 [3]	0:36.09 [2]	0:24.42 [3]	0:12.46 [4]		
	(4)	Damien Boche	2.1L (+0)	0:36.08	1000-800 (0:11.54)	(0:09.08)	(0:11.54)	(0:11.54)	(0:11.67)	(0:11.95)	(0:12.46)		
3	5	The Louvre	1:08.30	0:26.67	63.6 (800-600)	1:08.30	0:58.97 [7]	0:47.36 [5]	0:35.82 [7]	0:24.13 [7]	0:12.29 [7]		
	(2)	Jade Metcalfe	2.4L (-2)	0:35.82	800-600 (0:11.54)	(0:09.33)	(0:11.61)	(0:11.54)	(0:11.69)	(0:11.84)	(0:12.29)		
4	3	Mishani Renegade	1:08.39	0:26.97	63.4 (1000-800)	1:08.39	0:59.04 [8]	0:47.27 [8]	0:35.64 [8]	0:24.02 [8]	0:12.28 [8]		
	(5)	Olivia Kendal	2.9L (+3)	0:35.65	600-400 (0:11.62)	(0:09.35)	(0:11.77)	(0:11.64)	(0:11.62)	(0:11.75)	(0:12.28)		
5	1	Beau Witness	1:08.43	0:26.62	64.8 (1000-800)	1:08.43	0:59.01 [9]	0:47.48 [6]	0:36.10 [5]	0:24.43 [6]	0:12.53 [5]		
	(6)	Stacey Callow	3.1L (+2)	0:36.10	800-600 (0:11.38)	(0:09.42)	(0:11.53)	(0:11.38)	(0:11.67)	(0:11.90)	(0:12.53)		
6	7	Jemeldi	1:08.48	0:26.73	66.1 (800-600)	1:08.48	0:59.16 [6]	0:47.43 [7]	0:36.08 [6]	0:24.58 [5]	0:12.71 [3]		
	(7)	Kenji Yoshida	3.4L (+2)	0:36.08	800-600 (0:11.35)	(0:09.32)	(0:11.73)	(0:11.35)	(0:11.50)	(0:11.87)	(0:12.71)		
7	4	Revalene	1:08.78	0:26.56	65.7 (1000-800)	1:08.78	0:59.59 [3]	0:47.96 [4]	0:36.56 [4]	0:25.06 [2]	0:13.12 [2]		
	(8)	Chelsea Baker	5.1L (+5)	0:36.57	800-600 (0:11.39)	(0:09.19)	(0:11.63)	(0:11.39)	(0:11.51)	(0:11.94)	(0:13.12)		
8	6	Fighting Idol	1:08.79	0:26.97	63.6 (1000-800)	1:08.79	0:59.49 [5]	0:47.62 [9]	0:35.87 [9]	0:24.05 [9]	0:12.38 [9]		
	(9)	Justin P Stanley	5.2L (+4)	0:35.87	400-200 (0:11.67)	(0:09.30)	(0:11.88)	(0:11.75)	(0:11.82)	(0:11.67)	(0:12.38)		
9	10	Henry's Blade	1:09.13	0:26.40	65.5 (1000-800)	1:09.13	1:00.10 [1]	0:48.58 [2]	0:36.95 [3]	0:25.24 [4]	0:13.12 [6]		
	(3)	Aidan Keeley	7.2L (+15)	0:36.94	1000-800 (0:11.52)	(0:09.04)	(0:11.52)	(0:11.63)	(0:11.71)	(0:12.11)	(0:13.12)		

Scratched: Capo Strada (#2), Adalie (#11), Uluwatu (#12), Goodes (#13), Dreamwriter (#14), Let Loose Ladies (#15)

Report Created: Sat 23 May 2026

(Note: Races are conducted over an approximate distance as close as possible to the advertised distance, and recorded data may vary accordingly. Official times refer to race times only and do not include handicap times.)

[ ] Position in running at each section and finish    TAB# Saddle cloth number  
 -:-:- No data available at this section                    BAR# Barrier/Gate Position  
 NA No data available    DNF Did not finish  
 DNT Did not track    DT-W Distance travelled compared to winner in metres

Fastest split  
 Fastest section

data processed by TRIPLESDATA

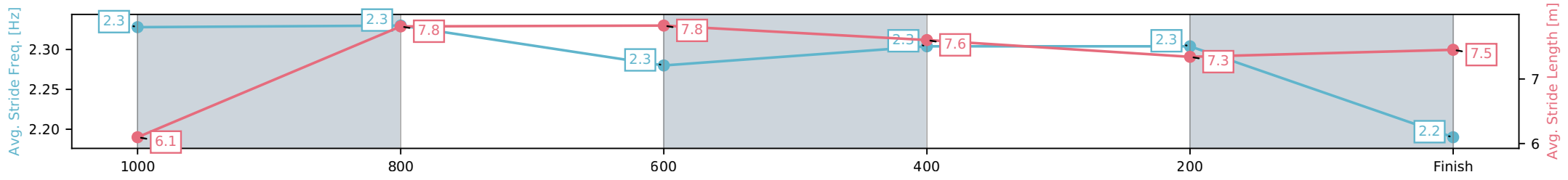
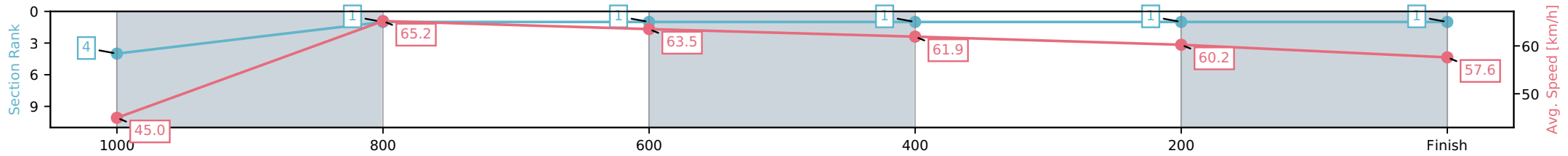
Horse/Jockey Name	Star Rapper/Gary Geran
Finish Rank	1
Fastest Section Time (Section)	0:11.15 (1000-800)
Top Speed [km/h] (Section)	65.6 (1000-800)
Race State	Finished



Toowoomba QLD --Professional-2026-05-23  
 Race 2: PATHWISE WEALTH BENCHMARK 70 Handicap - 1100m  
 23 May 2026 - 5:25PM  
 Track Rating: Good 4, Weather: Fine, Rail Position: +5m Entire Circuit



Section	L1100	L1000	L800	L600	L400	L200
Section Times	1:07.90 (0:09.23)	0:58.67 [4] (0:11.15)	0:47.52 [1] (0:11.41)	0:36.11 [1] (0:11.69)	0:24.42 [1] (0:11.89)	0:12.53 [1] (0:12.53)
Average Speed [km/h]	45.0	65.2	63.5	61.9	60.2	57.6
Top Speed [km/h]	63.6	65.6	64.9	63.4	60.8	59.1
Avg. Dist. to Rail [m]	6.3	3.1	1.6	1.0	1.4	1.2
Avg. Stride Freq. [Hz]	2.3	2.3	2.3	2.3	2.3	2.2
Avg. Stride Length [m]	6.1	7.8	7.8	7.6	7.3	7.5



[ ] Ranking at each section and finish  
 -.-.- No data available at this section  
 NA No data available

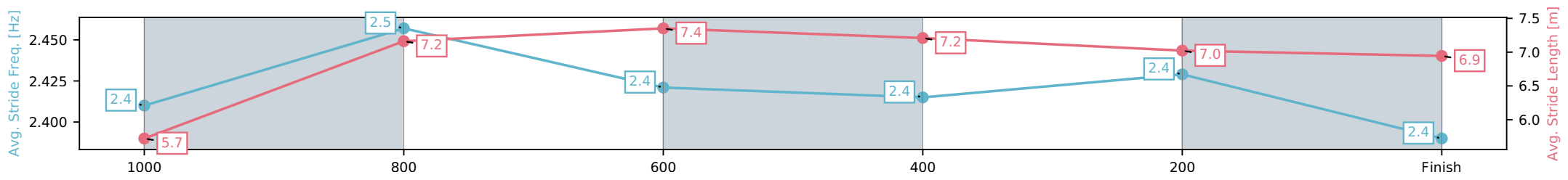
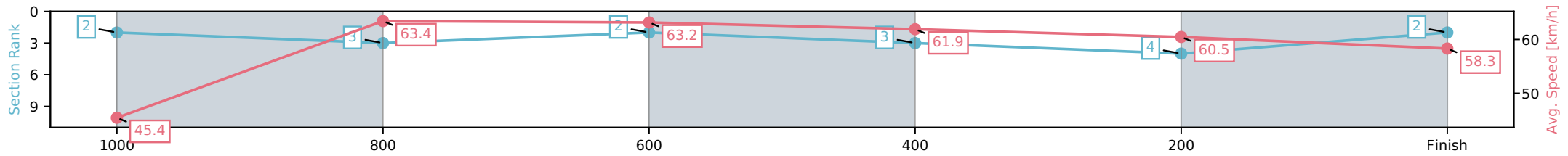
Horse/Jockey Name	Blantons Run/Damien Boche
Finish Rank	2
Fastest Section Time (Section)	0:11.54 (1000-800)
Top Speed [km/h] (Section)	65.4 (1000-800)
Race State	Finished



Toowoomba QLD --Professional-2026-05-23  
 Race 2: PATHWISE WEALTH BENCHMARK 70 Handicap - 1100m  
 23 May 2026 - 5:25PM  
 Track Rating: Good 4, Weather: Fine, Rail Position: +5m Entire Circuit



Section	L1100	L1000	L800	L600	L400	L200
Section Times	1:08.25 (0:09.08)	0:59.17 [2] (0:11.54)	0:47.63 [3] (0:11.54)	0:36.09 [2] (0:11.67)	0:24.42 [3] (0:11.95)	0:12.46 [4] (0:12.46)
Average Speed [km/h]	45.4	63.4	63.2	61.9	60.5	58.3
Top Speed [km/h]	60.8	65.4	65.0	63.1	60.9	60.4
Avg. Dist. to Rail [m]	8.6	5.1	3.0	1.2	1.1	0.8
Avg. Stride Freq. [Hz]	2.4	2.5	2.4	2.4	2.4	2.4
Avg. Stride Length [m]	5.7	7.2	7.4	7.2	7.0	6.9



[ ] Ranking at each section and finish  
 -.-.- No data available at this section  
 NA No data available

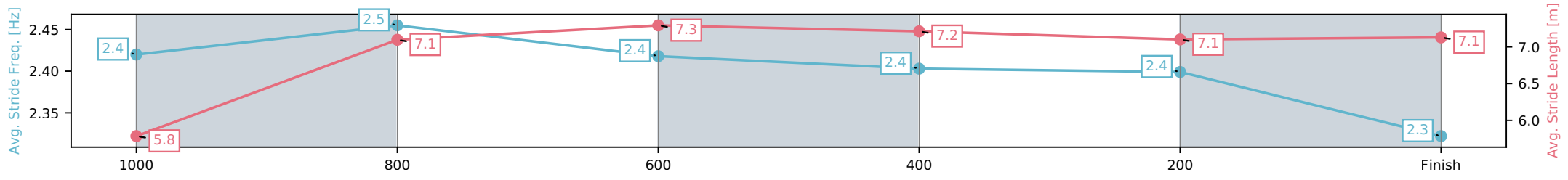
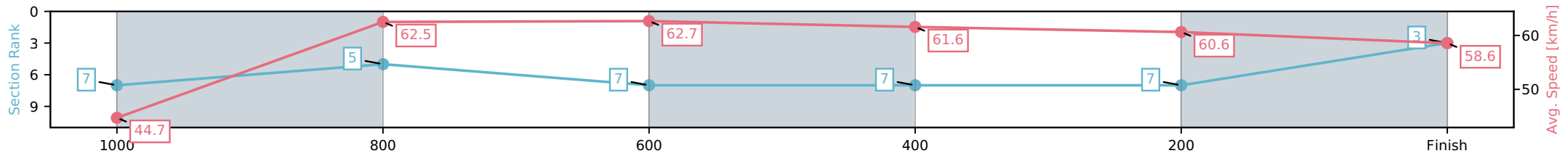
Horse/Jockey Name	The Louvre/Jade Metcalfe
Finish Rank	3
Fastest Section Time (Section)	0:11.54 (800-600)
Top Speed [km/h] (Section)	63.6 (800-600)
Race State	Finished



Toowoomba QLD --Professional-2026-05-23  
 Race 2: PATHWISE WEALTH BENCHMARK 70 Handicap - 1100m  
 23 May 2026 - 5:25PM  
 Track Rating: Good 4, Weather: Fine, Rail Position: +5m Entire Circuit



Section	L1100	L1000	L800	L600	L400	L200
Section Times	1:08.30 (0:09.33)	0:58.97 [7] (0:11.61)	0:47.36 [5] (0:11.54)	0:35.82 [7] (0:11.69)	0:24.13 [7] (0:11.84)	0:12.29 [7] (0:12.29)
Average Speed [km/h]	44.7	62.5	62.7	61.6	60.6	58.6
Top Speed [km/h]	61.6	63.2	63.6	63.1	61.8	60.0
Avg. Dist. to Rail [m]	5.4	2.4	1.4	0.6	0.7	1.6
Avg. Stride Freq. [Hz]	2.4	2.5	2.4	2.4	2.4	2.3
Avg. Stride Length [m]	5.8	7.1	7.3	7.2	7.1	7.1



[ ] Ranking at each section and finish  
 -:-:- No data available at this section  
 NA No data available

Horse/Jockey Name	Mishani Renegade/Olivia Kendal
Finish Rank	4
Fastest Section Time (Section)	0:11.62 (600-400)
Top Speed [km/h] (Section)	63.4 (1000-800)
Race State	Finished



Toowoomba QLD --Professional-2026-05-23

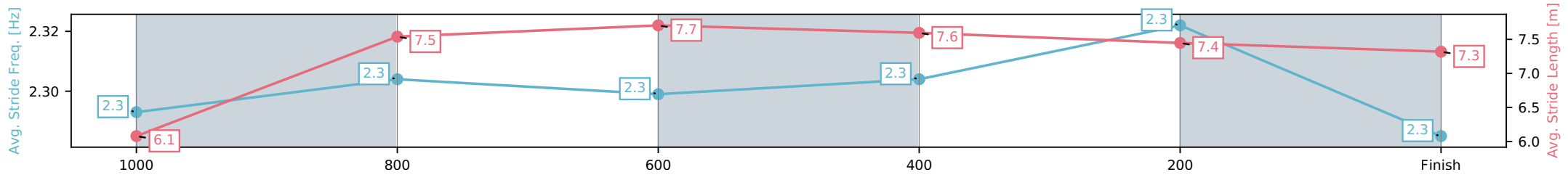
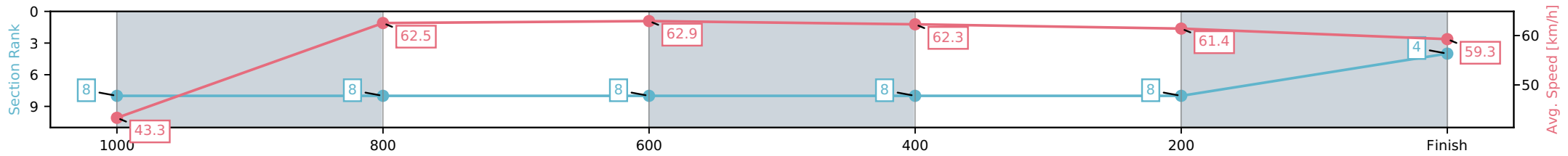
Race 2: PATHWISE WEALTH BENCHMARK 70 Handicap - 1100m



23 May 2026 - 5:25PM

Track Rating: Good 4, Weather: Fine, Rail Position: +5m Entire Circuit

Section	L1100	L1000	L800	L600	L400	L200
Section Times	1:08.39 (0:09.35)	0:59.04 [8] (0:11.77)	0:47.27 [8] (0:11.64)	0:35.64 [8] (0:11.62)	0:24.02 [8] (0:11.75)	0:12.28 [8] (0:12.28)
Average Speed [km/h]	43.3	62.5	62.9	62.3	61.4	59.3
Top Speed [km/h]	59.5	63.4	63.3	62.6	62.1	60.8
Avg. Dist. to Rail [m]	9.1	6.0	4.5	1.4	1.6	5.6
Avg. Stride Freq. [Hz]	2.3	2.3	2.3	2.3	2.3	2.3
Avg. Stride Length [m]	6.1	7.5	7.7	7.6	7.4	7.3



[ ] Ranking at each section and finish  
 -:-:- No data available at this section  
 NA No data available

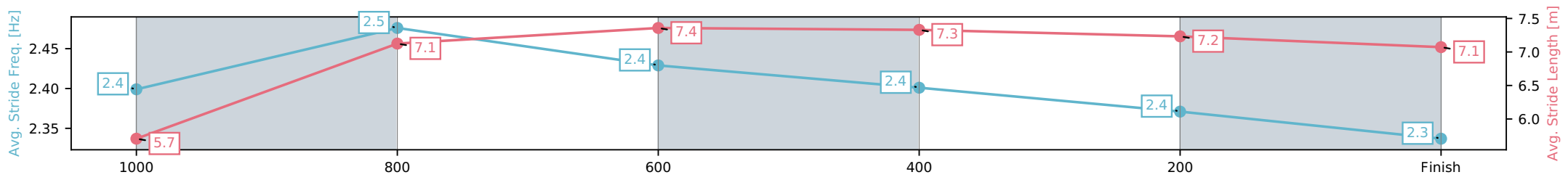
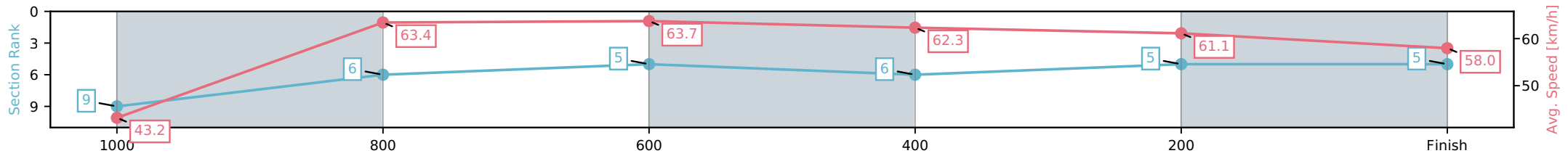
Horse/Jockey Name	Beau Witness/Stacey Callow
Finish Rank	5
Fastest Section Time (Section)	0:11.38 (800-600)
Top Speed [km/h] (Section)	64.8 (1000-800)
Race State	Finished



Toowoomba QLD --Professional-2026-05-23  
 Race 2: PATHWISE WEALTH BENCHMARK 70 Handicap - 1100m  
 23 May 2026 - 5:25PM  
 Track Rating: Good 4, Weather: Fine, Rail Position: +5m Entire Circuit



Section	L1100	L1000	L800	L600	L400	L200
Section Times	1:08.43 (0:09.42)	0:59.01 [9] (0:11.53)	0:47.48 [6] (0:11.38)	0:36.10 [5] (0:11.67)	0:24.43 [6] (0:11.90)	0:12.53 [5] (0:12.53)
Average Speed [km/h]	43.2	63.4	63.7	62.3	61.1	58.0
Top Speed [km/h]	62.2	64.8	64.4	63.6	61.7	60.8
Avg. Dist. to Rail [m]	9.0	4.3	2.1	2.0	3.6	5.8
Avg. Stride Freq. [Hz]	2.4	2.5	2.4	2.4	2.4	2.3
Avg. Stride Length [m]	5.7	7.1	7.4	7.3	7.2	7.1



[ ] Ranking at each section and finish  
 -:-:- No data available at this section  
 NA No data available

Horse/Jockey Name	Jemeldi/Kenji Yoshida
Finish Rank	6
Fastest Section Time (Section)	0:11.35 (800-600)
Top Speed [km/h] (Section)	66.1 (800-600)
Race State	Finished



Toowoomba QLD --Professional-2026-05-23

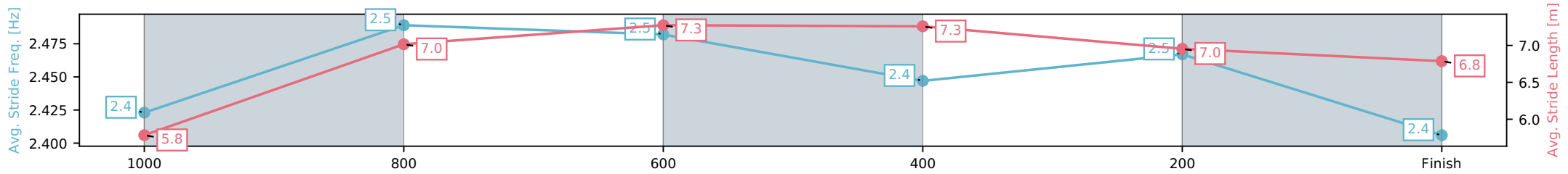
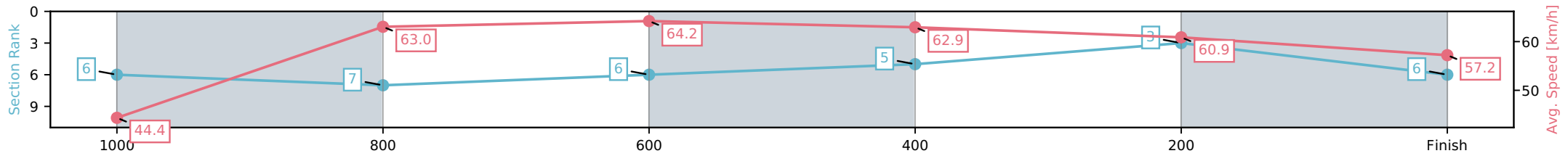
Race 2: PATHWISE WEALTH BENCHMARK 70 Handicap - 1100m



23 May 2026 - 5:25PM

Track Rating: Good 4, Weather: Fine, Rail Position: +5m Entire Circuit

Section	L1100	L1000	L800	L600	L400	L200
Section Times	1:08.48 (0:09.32)	0:59.16 [6] (0:11.73)	0:47.43 [7] (0:11.35)	0:36.08 [6] (0:11.50)	0:24.58 [5] (0:11.87)	0:12.71 [3] (0:12.71)
Average Speed [km/h]	44.4	63.0	64.2	62.9	60.9	57.2
Top Speed [km/h]	59.3	65.6	66.1	64.4	61.4	59.7
Avg. Dist. to Rail [m]	12.8	8.1	3.2	1.3	1.5	1.4
Avg. Stride Freq. [Hz]	2.4	2.5	2.5	2.4	2.5	2.4
Avg. Stride Length [m]	5.8	7.0	7.3	7.3	7.0	6.8



[ ] Ranking at each section and finish  
 -:-:- No data available at this section  
 NA No data available

Horse/Jockey Name	Revalene/Chelsea Baker
Finish Rank	7
Fastest Section Time (Section)	0:11.39 (800-600)
Top Speed [km/h] (Section)	65.7 (1000-800)
Race State	Finished



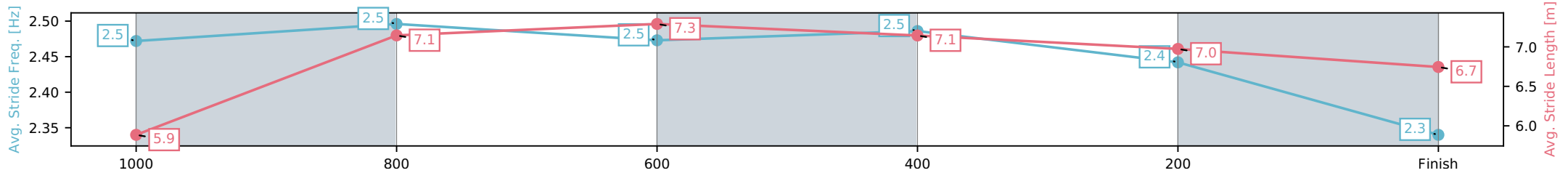
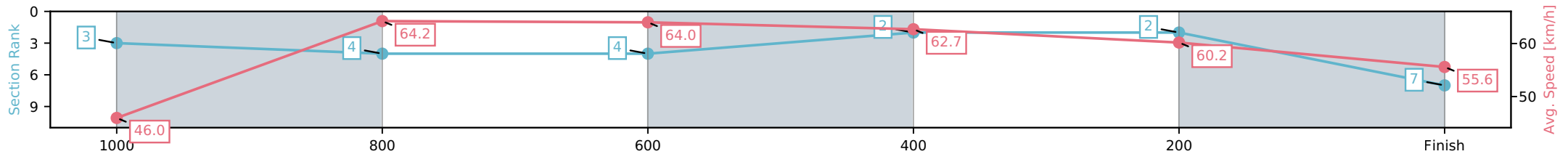
Toowoomba QLD --Professional-2026-05-23  
 Race 2: PATHWISE WEALTH BENCHMARK 70 Handicap - 1100m



23 May 2026 - 5:25PM

Track Rating: Good 4, Weather: Fine, Rail Position: +5m Entire Circuit

Section	L1100	L1000	L800	L600	L400	L200
Section Times	1:08.78 (0:09.19)	0:59.59 [3] (0:11.63)	0:47.96 [4] (0:11.39)	0:36.56 [4] (0:11.51)	0:25.06 [2] (0:11.94)	0:13.12 [2] (0:13.12)
Average Speed [km/h]	46.0	64.2	64.0	62.7	60.2	55.6
Top Speed [km/h]	62.3	65.7	64.6	63.6	61.4	58.6
Avg. Dist. to Rail [m]	16.8	10.5	3.6	0.9	0.8	0.3
Avg. Stride Freq. [Hz]	2.5	2.5	2.5	2.5	2.4	2.3
Avg. Stride Length [m]	5.9	7.1	7.3	7.1	7.0	6.7



[ ] Ranking at each section and finish  
 -:-:- No data available at this section  
 NA No data available

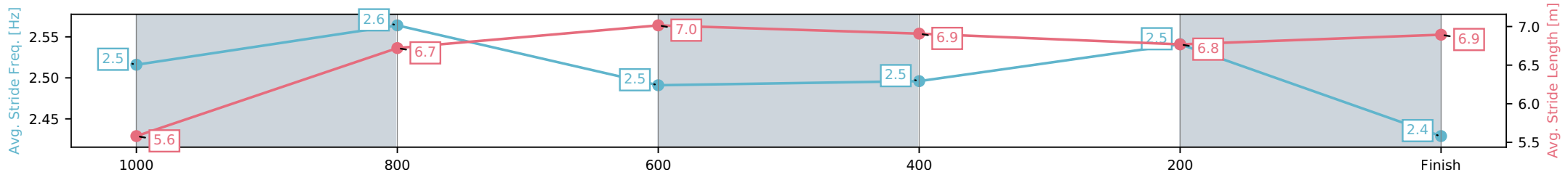
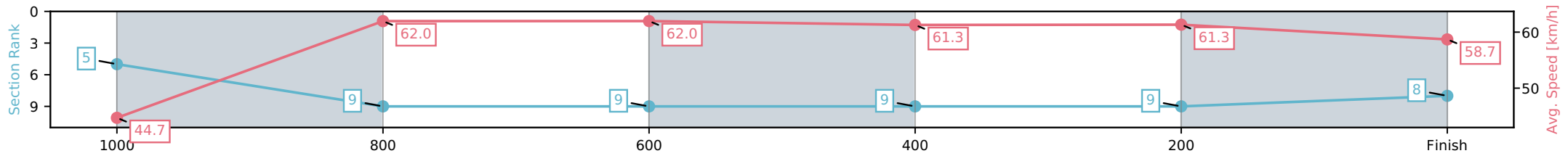
Horse/Jockey Name	Fighting Idol/Justin P Stanley
Finish Rank	8
Fastest Section Time (Section)	0:11.67 (400-200)
Top Speed [km/h] (Section)	63.6 (1000-800)
Race State	Finished



Toowoomba QLD --Professional-2026-05-23  
 Race 2: PATHWISE WEALTH BENCHMARK 70 Handicap - 1100m  
 23 May 2026 - 5:25PM  
 Track Rating: Good 4, Weather: Fine, Rail Position: +5m Entire Circuit



Section	L1100	L1000	L800	L600	L400	L200
Section Times	1:08.79 (0:09.30)	0:59.49 [5] (0:11.88)	0:47.62 [9] (0:11.75)	0:35.87 [9] (0:11.82)	0:24.05 [9] (0:11.67)	0:12.38 [9] (0:12.38)
Average Speed [km/h]	44.7	62.0	62.0	61.3	61.3	58.7
Top Speed [km/h]	59.6	63.6	63.5	62.1	62.6	61.0
Avg. Dist. to Rail [m]	11.9	6.6	3.4	1.4	1.2	2.2
Avg. Stride Freq. [Hz]	2.5	2.6	2.5	2.5	2.5	2.4
Avg. Stride Length [m]	5.6	6.7	7.0	6.9	6.8	6.9



[ ] Ranking at each section and finish  
 -.-.- No data available at this section  
 NA No data available

Horse/Jockey Name	Henry's Blade/Aidan Keeley
Finish Rank	9
Fastest Section Time (Section)	0:11.52 (1000-800)
Top Speed [km/h] (Section)	65.5 (1000-800)
Race State	Finished



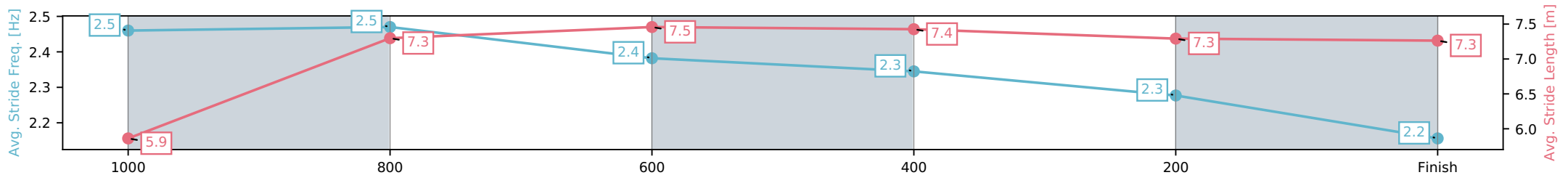
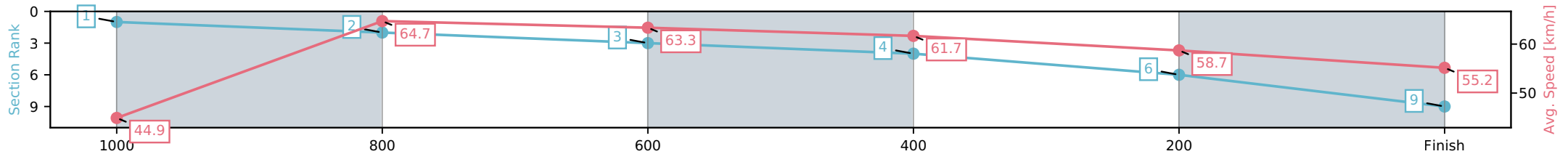
Toowoomba QLD --Professional-2026-05-23  
 Race 2: PATHWISE WEALTH BENCHMARK 70 Handicap - 1100m



23 May 2026 - 5:25PM

Track Rating: Good 4, Weather: Fine, Rail Position: +5m Entire Circuit

Section	L1100	L1000	L800	L600	L400	L200
Section Times	1:09.13 (0:09.04)	1:00.10 [1] (0:11.52)	0:48.58 [2] (0:11.63)	0:36.95 [3] (0:11.71)	0:25.24 [4] (0:12.11)	0:13.12 [6] (0:13.12)
Average Speed [km/h]	44.9	64.7	63.3	61.7	58.7	55.2
Top Speed [km/h]	61.7	65.5	64.3	63.0	60.1	57.4
Avg. Dist. to Rail [m]	11.2	9.3	6.3	1.9	3.0	1.5
Avg. Stride Freq. [Hz]	2.5	2.5	2.4	2.3	2.3	2.2
Avg. Stride Length [m]	5.9	7.3	7.5	7.4	7.3	7.3



- [ ] Ranking at each section and finish
- :-:- No data available at this section
- NA No data available



Toowoomba QLD  
 Race 3: SES ELECTRICAL BENCHMARK 60 Handicap - 1300m  
 23 May 2026 - 6:04PM



Track Rating: Good 4, Weather: Fine, Rail Position: +5m Entire Circuit

Field Times (Race Tempo)      1:20.95    1:12.19    1:00.80    0:49.02    0:36.96    0:24.77    0:12.51  
 (0:08.76)    (0:11.39)    (0:11.77)    (0:12.06)    (0:12.19)    (0:12.26)    (0:12.51)

Rank	TAB#	Horse	Overall Time	First 400m	Top Speed km/h (Section)	L1300	L1200	L1000	L800	L600	L400	L200	
	(BAR#)	Jockey	Margin (DT-W)	Last 600m	Fastest Section (Time)	Start - 1200	1200 - 1000	1000 - 800	800 - 600	600 - 400	400 - 200	200 - Finish	
1	10	Royal Bombadier	1:20.95	0:26.26	63.0 (1200-1000)	1:20.95	1:12.19 [1]	1:00.53 [4]	0:48.75 [4]	0:36.78 [4]	0:24.61 [2]	0:12.45 [3]	
	(9)	Gary Geran		0:36.79	1200-1000 (0:11.66)	(0:08.76)	(0:11.66)	(0:11.78)	(0:11.96)	(0:12.18)	(0:12.16)	(0:12.45)	
2	1	Warilla Gorilla	1:20.96	0:25.95	65.7 (1200-1000)	1:20.96	1:11.96 [5]	1:00.75 [2]	0:49.04 [1]	0:36.92 [2]	0:24.56 [3]	0:12.47 [2]	
	(8)	Kelsey Lenton	0.0L (+6)	0:36.91	1200-1000 (0:11.21)	(0:09.00)	(0:11.21)	(0:11.71)	(0:12.11)	(0:12.36)	(0:12.08)	(0:12.47)	
3	4	Power Of Success	1:21.09	0:26.00	65.4 (1200-1000)	1:21.09	1:12.22 [2]	1:00.94 [1]	0:49.15 [2]	0:37.10 [1]	0:24.91 [1]	0:12.65 [1]	
	(4)	Damien Boche	0.8L (+0)	0:37.10	1200-1000 (0:11.28)	(0:08.87)	(0:11.28)	(0:11.79)	(0:12.04)	(0:12.19)	(0:12.26)	(0:12.65)	
4	9	Yes To Excess	1:21.24	0:26.50	63.4 (1200-1000)	1:21.24	1:12.29 [4]	1:00.64 [6]	0:48.83 [5]	0:36.93 [5]	0:24.59 [6]	0:12.54 [4]	
	(1)	Bailey Wheeler	1.7L (-3)	0:36.94	1200-1000 (0:11.65)	(0:08.95)	(0:11.65)	(0:11.81)	(0:11.90)	(0:12.34)	(0:12.06)	(0:12.54)	
5	3	Indy Rose Warrior	1:21.42	0:26.74	64.5 (1200-1000)	1:21.42	1:12.11 [8]	1:00.69 [8]	0:48.74 [8]	0:36.81 [8]	0:24.60 [8]	0:12.49 [5]	
	(5)	Aidan Keeley	2.7L (+2)	0:36.81	1200-1000 (0:11.41)	(0:09.31)	(0:11.41)	(0:11.95)	(0:11.93)	(0:12.21)	(0:12.11)	(0:12.49)	
6	2	Bovidae	1:21.96	0:26.98	64.7 (1200-1000)	1:21.96	1:12.43 [9]	1:01.02 [9]	0:49.03 [9]	0:37.10 [9]	0:25.00 [9]	0:12.85 [8]	
	(7)	Justin P Stanley	6.0L (+2)	0:37.11	1200-1000 (0:11.42)	(0:09.53)	(0:11.42)	(0:11.98)	(0:11.93)	(0:12.10)	(0:12.16)	(0:12.85)	
7	8	Torones	1:22.40	0:26.16	64.3 (1200-1000)	1:22.40	1:13.48 [3]	1:02.08 [3]	0:50.32 [3]	0:38.25 [3]	0:25.80 [5]	0:13.43 [7]	
	(3)	Jett Newman	8.5L (+8)	0:38.26	1200-1000 (0:11.39)	(0:08.92)	(0:11.39)	(0:11.76)	(0:12.07)	(0:12.46)	(0:12.37)	(0:13.43)	
8	6	Touch Of Gracie	1:22.55	0:26.51	65.2 (1200-1000)	1:22.55	1:13.31 [7]	1:01.96 [5]	0:50.02 [7]	0:38.02 [7]	0:25.74 [7]	0:13.20 [9]	
	(6)	Corey Sutherland	9.4L (+10)	0:38.02	1200-1000 (0:11.35)	(0:09.24)	(0:11.35)	(0:11.94)	(0:12.00)	(0:12.28)	(0:12.54)	(0:13.20)	
9	7	Treasurer	1:22.67	0:26.52	63.3 (1200-1000)	1:22.67	1:13.57 [6]	1:02.01 [7]	0:50.20 [6]	0:38.26 [6]	0:26.18 [4]	0:13.73 [6]	
	(2)	Georgina Cartwright	10.1L (+1)	0:38.26	1200-1000 (0:11.56)	(0:09.10)	(0:11.56)	(0:11.82)	(0:11.93)	(0:12.08)	(0:12.45)	(0:13.73)	

Scratched: Silent Fox (#5), Stromboli Delight (#11), Rubaahy (#12), What Did You Say (#13), Itza Motza (#14)

Report Created: Sat 23 May 2026

(Note: Races are conducted over an approximate distance as close as possible to the advertised distance, and recorded data may vary accordingly. Official times refer to race times only and do not include handicap times.)

[ ] Position in running at each section and finish    TAB# Saddle cloth number  
 -:-:- No data available at this section    BAR# Barrier/Gate Position  
 NA No data available    DNF Did not finish  
 DNT Did not track    DT-W Distance travelled compared to winner in metres

Fastest split  
 Fastest section

Horse/Jockey Name	Royal Bombadier/Gary Geran
Finish Rank	1
Fastest Section Time (Section)	0:11.66 (1200-1000)
Top Speed [km/h] (Section)	63.0 (1200-1000)
Race State	Finished



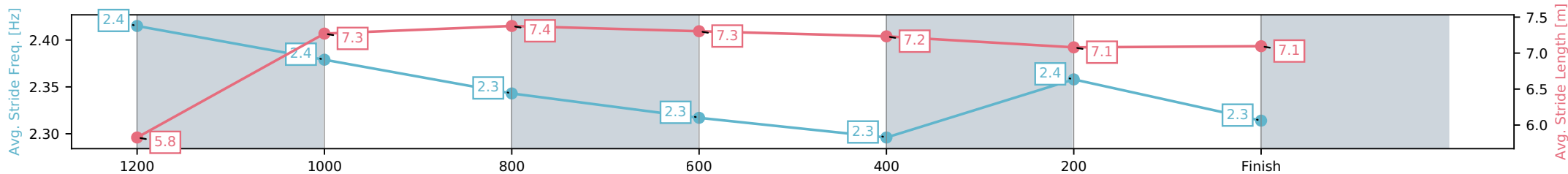
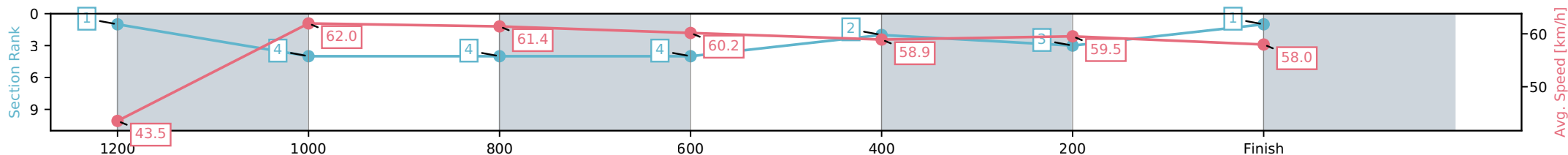
Toowoomba QLD --Professional-2026-05-23  
 Race 3: SES ELECTRICAL BENCHMARK 60 Handicap - 1300m



23 May 2026 - 6:04PM

Track Rating: Good 4, Weather: Fine, Rail Position: +5m Entire Circuit

Section	L1300	L1200	L1000	L800	L600	L400	L200
Section Times	1:20.95 (0:08.76)	1:12.19 [1] (0:11.66)	1:00.53 [4] (0:11.78)	0:48.75 [4] (0:11.96)	0:36.78 [4] (0:12.18)	0:24.61 [2] (0:12.16)	0:12.45 [3] (0:12.45)
Average Speed [km/h]	43.5	62.0	61.4	60.2	58.9	59.5	58.0
Top Speed [km/h]	59.0	63.0	62.5	60.5	59.7	60.1	59.3
Avg. Dist. to Rail [m]	8.3	3.7	2.0	0.4	0.7	1.9	3.0
Avg. Stride Freq. [Hz]	2.4	2.4	2.3	2.3	2.3	2.4	2.3
Avg. Stride Length [m]	5.8	7.3	7.4	7.3	7.2	7.1	7.1



[ ] Ranking at each section and finish  
 -:-:- No data available at this section  
 NA No data available

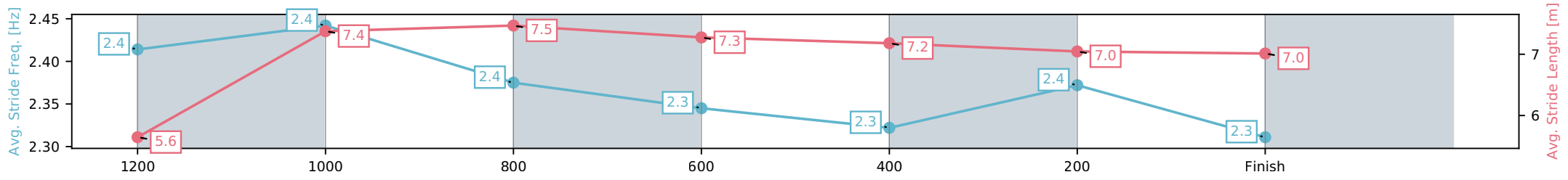
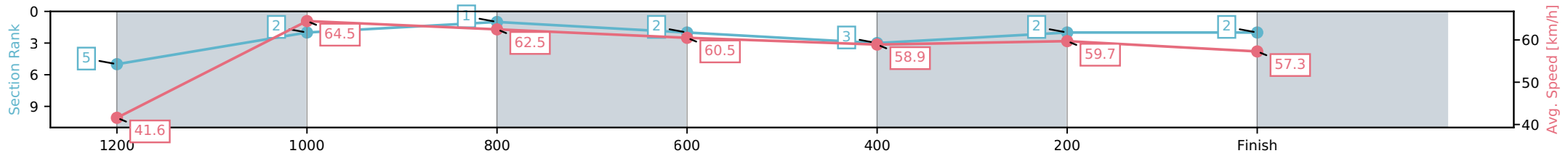
Horse/Jockey Name	Warilla Gorilla/Kelsey Lenton
Finish Rank	2
Fastest Section Time (Section)	0:11.21 (1200-1000)
Top Speed [km/h] (Section)	65.7 (1200-1000)
Race State	Finished



Toowoomba QLD --Professional-2026-05-23  
 Race 3: SES ELECTRICAL BENCHMARK 60 Handicap - 1300m  
 23 May 2026 - 6:04PM  
 Track Rating: Good 4, Weather: Fine, Rail Position: +5m Entire Circuit



Section	L1300	L1200	L1000	L800	L600	L400	L200
Section Times	1:20.96 (0:09.00)	1:11.96 [5] (0:11.21)	1:00.75 [2] (0:11.71)	0:49.04 [1] (0:12.11)	0:36.92 [2] (0:12.36)	0:24.56 [3] (0:12.08)	0:12.47 [2] (0:12.47)
Average Speed [km/h]	41.6	64.5	62.5	60.5	58.9	59.7	57.3
Top Speed [km/h]	62.3	65.7	64.6	61.2	59.6	60.8	58.9
Avg. Dist. to Rail [m]	9.7	6.9	5.2	4.7	2.5	0.9	1.1
Avg. Stride Freq. [Hz]	2.4	2.4	2.4	2.3	2.3	2.4	2.3
Avg. Stride Length [m]	5.6	7.4	7.5	7.3	7.2	7.0	7.0



[ ] Ranking at each section and finish  
 -:-:- No data available at this section  
 NA No data available

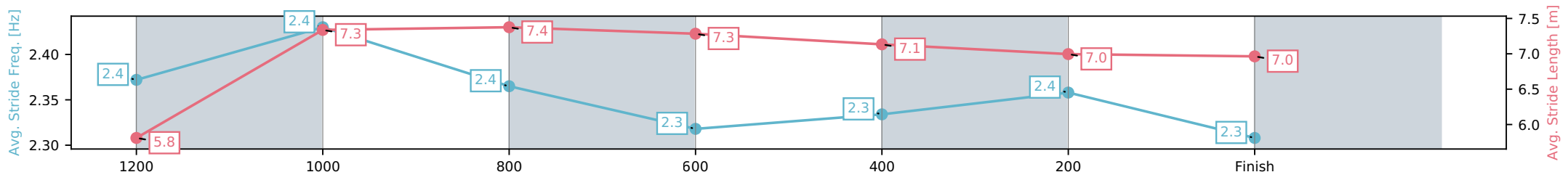
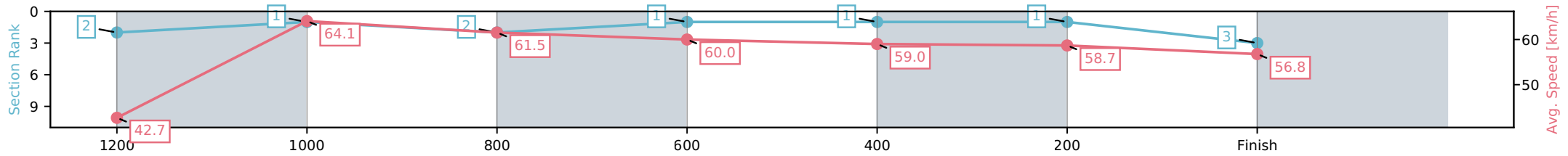
Horse/Jockey Name	Power Of Success/Damien Boche
Finish Rank	3
Fastest Section Time (Section)	0:11.28 (1200-1000)
Top Speed [km/h] (Section)	65.4 (1200-1000)
Race State	Finished



Toowoomba QLD --Professional-2026-05-23  
 Race 3: SES ELECTRICAL BENCHMARK 60 Handicap - 1300m  
 23 May 2026 - 6:04PM  
 Track Rating: Good 4, Weather: Fine, Rail Position: +5m Entire Circuit



Section	L1300	L1200	L1000	L800	L600	L400	L200
Section Times	1:21.09 (0:08.87)	1:12.22 [2] (0:11.28)	1:00.94 [1] (0:11.79)	0:49.15 [2] (0:12.04)	0:37.10 [1] (0:12.19)	0:24.91 [1] (0:12.26)	0:12.65 [1] (0:12.65)
Average Speed [km/h]	42.7	64.1	61.5	60.0	59.0	58.7	56.8
Top Speed [km/h]	61.2	65.4	63.8	60.5	59.5	59.4	58.1
Avg. Dist. to Rail [m]	6.5	5.4	3.0	0.8	0.4	0.5	0.3
Avg. Stride Freq. [Hz]	2.4	2.4	2.4	2.3	2.3	2.4	2.3
Avg. Stride Length [m]	5.8	7.3	7.4	7.3	7.1	7.0	7.0



[ ] Ranking at each section and finish  
 -:-:- No data available at this section  
 NA No data available

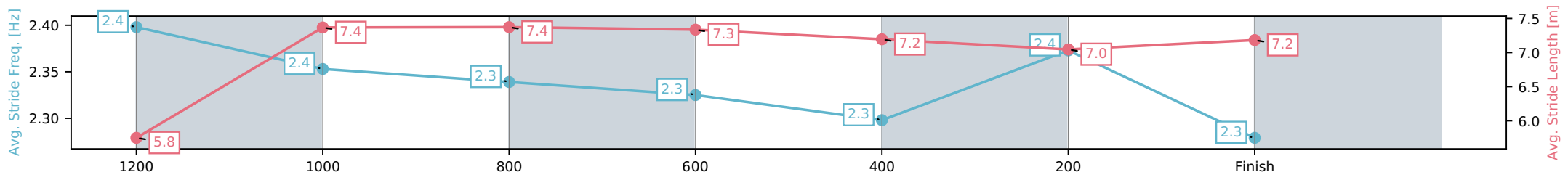
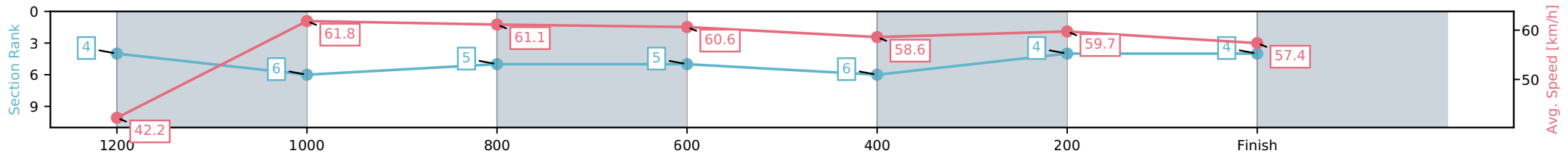
Horse/Jockey Name	Yes To Excess/Bailey Wheeler
Finish Rank	4
Fastest Section Time (Section)	0:11.65 (1200-1000)
Top Speed [km/h] (Section)	63.4 (1200-1000)
Race State	Finished



Toowoomba QLD --Professional-2026-05-23  
 Race 3: SES ELECTRICAL BENCHMARK 60 Handicap - 1300m  
 23 May 2026 - 6:04PM  
 Track Rating: Good 4, Weather: Fine, Rail Position: +5m Entire Circuit



Section	L1300	L1200	L1000	L800	L600	L400	L200
Section Times	1:21.24 (0:08.95)	1:12.29 [4] (0:11.65)	1:00.64 [6] (0:11.81)	0:48.83 [5] (0:11.90)	0:36.93 [5] (0:12.34)	0:24.59 [6] (0:12.06)	0:12.54 [4] (0:12.54)
Average Speed [km/h]	42.2	61.8	61.1	60.6	58.6	59.7	57.4
Top Speed [km/h]	60.1	63.4	62.1	61.3	59.7	60.7	59.3
Avg. Dist. to Rail [m]	0.9	0.4	0.6	1.1	0.7	0.5	0.4
Avg. Stride Freq. [Hz]	2.4	2.4	2.3	2.3	2.3	2.4	2.3
Avg. Stride Length [m]	5.8	7.4	7.4	7.3	7.2	7.0	7.2



[ ] Ranking at each section and finish  
 -:-:- No data available at this section  
 NA No data available

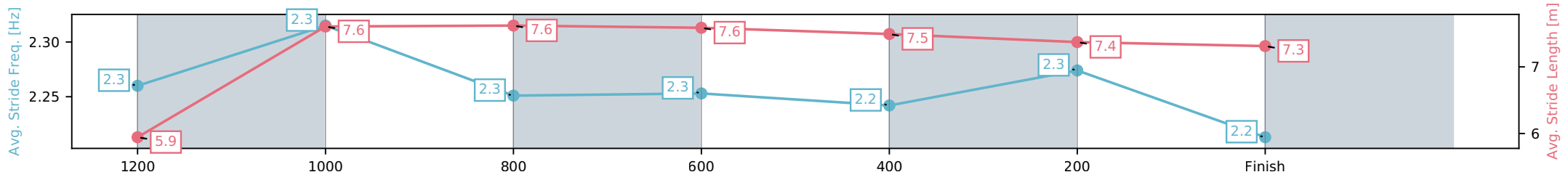
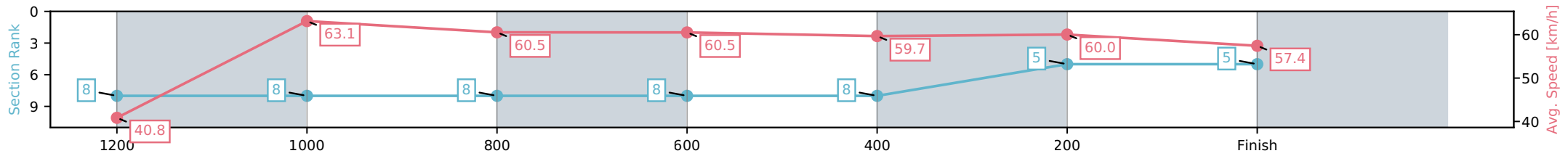
Horse/Jockey Name	Indy Rose Warrior/Aidan Keeley
Finish Rank	5
Fastest Section Time (Section)	0:11.41 (1200-1000)
Top Speed [km/h] (Section)	64.5 (1200-1000)
Race State	Finished



Toowoomba QLD --Professional-2026-05-23  
 Race 3: SES ELECTRICAL BENCHMARK 60 Handicap - 1300m  
 23 May 2026 - 6:04PM  
 Track Rating: Good 4, Weather: Fine, Rail Position: +5m Entire Circuit



Section	L1300	L1200	L1000	L800	L600	L400	L200
Section Times	1:21.42 (0:09.31)	1:12.11 [8] (0:11.41)	1:00.69 [8] (0:11.95)	0:48.74 [8] (0:11.93)	0:36.81 [8] (0:12.21)	0:24.60 [8] (0:12.11)	0:12.49 [5] (0:12.49)
Average Speed [km/h]	40.8	63.1	60.5	60.5	59.7	60.0	57.4
Top Speed [km/h]	59.9	64.5	61.8	61.5	60.4	60.7	59.3
Avg. Dist. to Rail [m]	5.3	2.5	1.4	1.3	2.2	3.3	3.6
Avg. Stride Freq. [Hz]	2.3	2.3	2.3	2.3	2.2	2.3	2.2
Avg. Stride Length [m]	5.9	7.6	7.6	7.6	7.5	7.4	7.3



[ ] Ranking at each section and finish  
 -:-:- No data available at this section  
 NA No data available

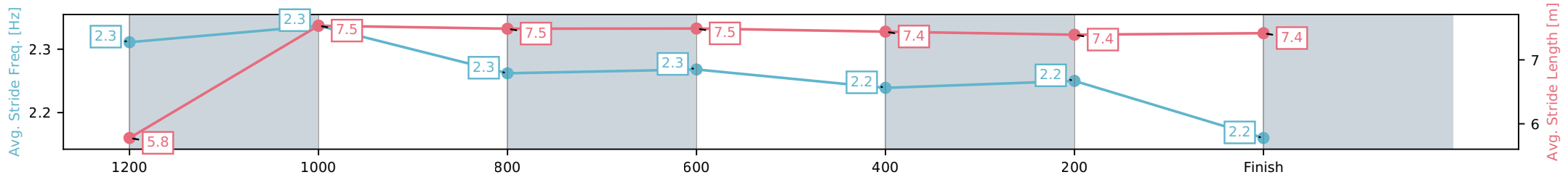
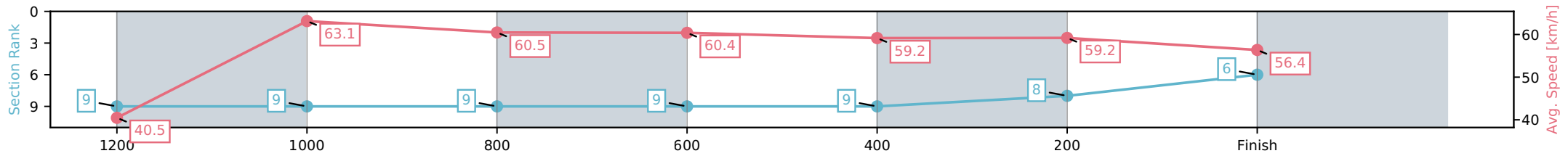
Horse/Jockey Name	Bovidae/Justin P Stanley
Finish Rank	6
Fastest Section Time (Section)	0:11.42 (1200-1000)
Top Speed [km/h] (Section)	64.7 (1200-1000)
Race State	Finished



Toowoomba QLD --Professional-2026-05-23  
 Race 3: SES ELECTRICAL BENCHMARK 60 Handicap - 1300m  
 23 May 2026 - 6:04PM  
 Track Rating: Good 4, Weather: Fine, Rail Position: +5m Entire Circuit



Section	L1300	L1200	L1000	L800	L600	L400	L200
Section Times	1:21.96 (0:09.53)	1:12.43 [9] (0:11.42)	1:01.02 [9] (0:11.98)	0:49.03 [9] (0:11.93)	0:37.10 [9] (0:12.10)	0:25.00 [9] (0:12.16)	0:12.85 [8] (0:12.85)
Average Speed [km/h]	40.5	63.1	60.5	60.4	59.2	59.2	56.4
Top Speed [km/h]	58.6	64.7	61.6	62.0	59.9	59.8	58.7
Avg. Dist. to Rail [m]	7.0	5.2	2.6	0.6	1.3	0.6	0.4
Avg. Stride Freq. [Hz]	2.3	2.3	2.3	2.3	2.2	2.2	2.2
Avg. Stride Length [m]	5.8	7.5	7.5	7.5	7.4	7.4	7.4



[ ] Ranking at each section and finish  
 -:-:- No data available at this section  
 NA No data available

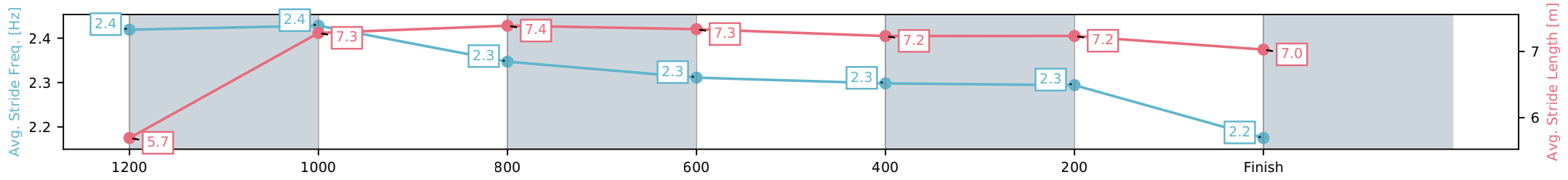
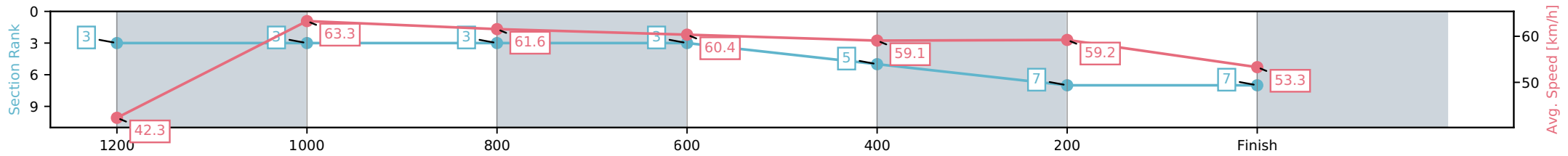
Horse/Jockey Name	Toroneess/Jett Newman
Finish Rank	7
Fastest Section Time (Section)	0:11.39 (1200-1000)
Top Speed [km/h] (Section)	64.3 (1200-1000)
Race State	Finished



Toowoomba QLD --Professional-2026-05-23  
 Race 3: SES ELECTRICAL BENCHMARK 60 Handicap - 1300m  
 23 May 2026 - 6:04PM  
 Track Rating: Good 4, Weather: Fine, Rail Position: +5m Entire Circuit



Section	L1300	L1200	L1000	L800	L600	L400	L200
Section Times	1:22.40 (0:08.92)	1:13.48 [3] (0:11.39)	1:02.08 [3] (0:11.76)	0:50.32 [3] (0:12.07)	0:38.25 [3] (0:12.46)	0:25.80 [5] (0:12.37)	0:13.43 [7] (0:13.43)
Average Speed [km/h]	42.3	63.3	61.6	60.4	59.1	59.2	53.3
Top Speed [km/h]	61.6	64.3	63.3	61.1	59.7	60.5	57.0
Avg. Dist. to Rail [m]	1.4	1.7	2.2	3.7	4.1	5.2	5.4
Avg. Stride Freq. [Hz]	2.4	2.4	2.3	2.3	2.3	2.3	2.2
Avg. Stride Length [m]	5.7	7.3	7.4	7.3	7.2	7.2	7.0



[ ] Ranking at each section and finish  
 -:-:- No data available at this section  
 NA No data available

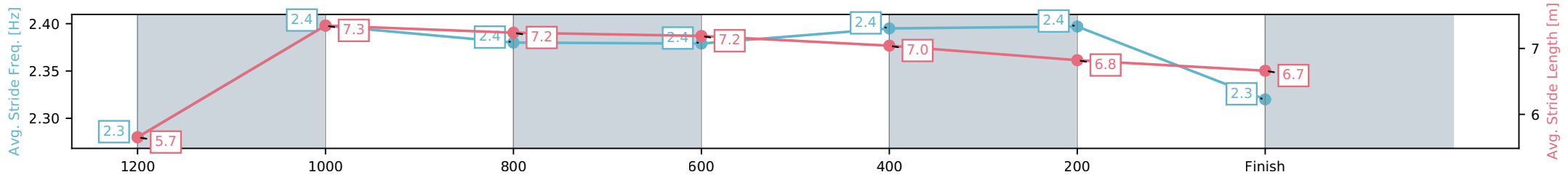
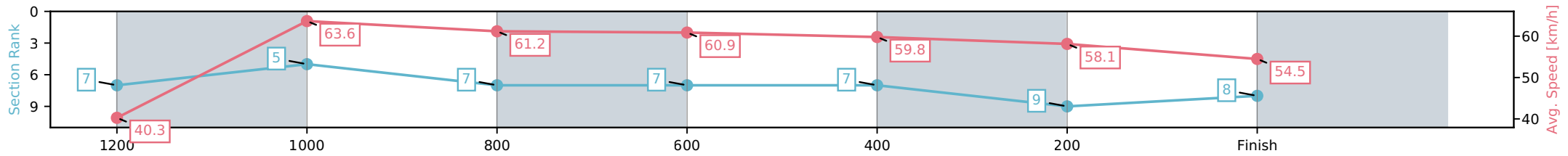
Horse/Jockey Name	Touch Of Gracie/Corey Sutherland
Finish Rank	8
Fastest Section Time (Section)	0:11.35 (1200-1000)
Top Speed [km/h] (Section)	65.2 (1200-1000)
Race State	Finished



Toowoomba QLD --Professional-2026-05-23  
 Race 3: SES ELECTRICAL BENCHMARK 60 Handicap - 1300m  
 23 May 2026 - 6:04PM  
 Track Rating: Good 4, Weather: Fine, Rail Position: +5m Entire Circuit



Section	L1300	L1200	L1000	L800	L600	L400	L200
Section Times	1:22.55 (0:09.24)	1:13.31 [7] (0:11.35)	1:01.96 [5] (0:11.94)	0:50.02 [7] (0:12.00)	0:38.02 [7] (0:12.28)	0:25.74 [7] (0:12.54)	0:13.20 [9] (0:13.20)
Average Speed [km/h]	40.3	63.6	61.2	60.9	59.8	58.1	54.5
Top Speed [km/h]	58.2	65.2	61.7	61.9	60.2	59.3	56.4
Avg. Dist. to Rail [m]	6.1	4.0	3.9	4.4	3.9	3.6	3.2
Avg. Stride Freq. [Hz]	2.3	2.4	2.4	2.4	2.4	2.4	2.3
Avg. Stride Length [m]	5.7	7.3	7.2	7.2	7.0	6.8	6.7



[ ] Ranking at each section and finish  
 -:-:- No data available at this section  
 NA No data available

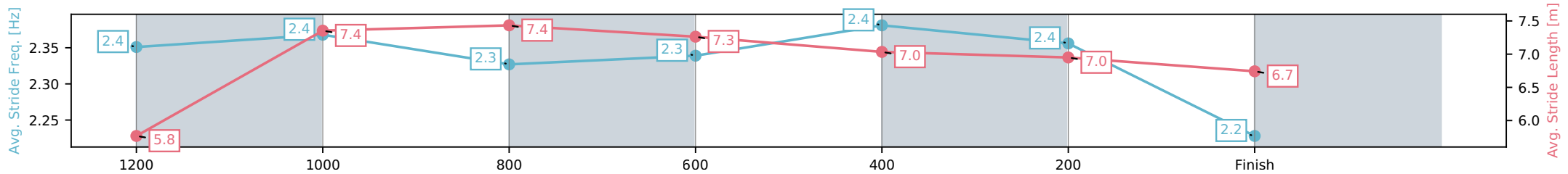
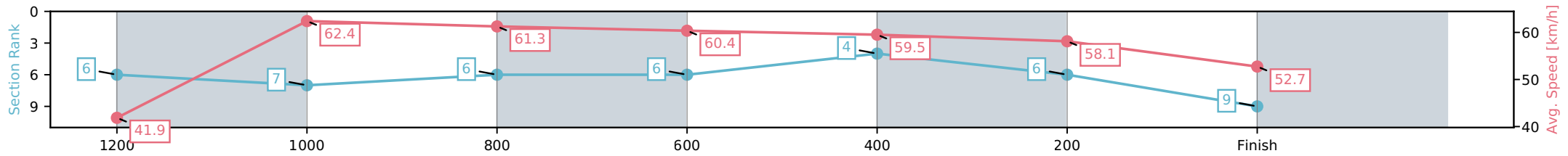
Horse/Jockey Name	Treasurer/Georgina Cartwright
Finish Rank	9
Fastest Section Time (Section)	0:11.56 (1200-1000)
Top Speed [km/h] (Section)	63.3 (1200-1000)
Race State	Finished



Toowoomba QLD --Professional-2026-05-23  
 Race 3: SES ELECTRICAL BENCHMARK 60 Handicap - 1300m  
 23 May 2026 - 6:04PM  
 Track Rating: Good 4, Weather: Fine, Rail Position: +5m Entire Circuit



Section	L1300	L1200	L1000	L800	L600	L400	L200
Section Times	1:22.67 (0:09.10)	1:13.57 [6] (0:11.56)	1:02.01 [7] (0:11.82)	0:50.20 [6] (0:11.93)	0:38.26 [6] (0:12.08)	0:26.18 [4] (0:12.45)	0:13.73 [6] (0:13.73)
Average Speed [km/h]	41.9	62.4	61.3	60.4	59.5	58.1	52.7
Top Speed [km/h]	60.6	63.3	62.3	61.2	60.7	59.1	57.0
Avg. Dist. to Rail [m]	4.7	3.7	2.3	0.3	0.2	2.5	3.5
Avg. Stride Freq. [Hz]	2.4	2.4	2.3	2.3	2.4	2.4	2.2
Avg. Stride Length [m]	5.8	7.4	7.4	7.3	7.0	7.0	6.7



[ ] Ranking at each section and finish  
 -:-:- No data available at this section  
 NA No data available



# Toowoomba QLD

Race 4: WATCON BUILDING GROUP BENCHMARK 60 Handicap - 1300m

23 May 2026 - 6:38PM



Track Rating: Good 4, Weather: Fine, Rail Position: +5m Entire Circuit

Field Times (Race Tempo)      1:21.42    1:12.97    1:01.60    0:49.33    0:37.13    0:24.94    0:12.51  
 (0:08.45)    (0:11.37)    (0:12.27)    (0:12.20)    (0:12.19)    (0:12.43)    (0:12.51)

Rank	TAB#	Horse	Overall Time	First 400m	Top Speed km/h (Section)	L1300	L1200	L1000	L800	L600	L400	L200	
	(BAR#)	Jockey	Margin (DT-W)	Last 600m	Fastest Section (Time)	Start - 1200	1200 - 1000	1000 - 800	800 - 600	600 - 400	400 - 200	200 - Finish	
1	10	Black Eyed Blonde	1:21.42	0:26.30	63.7 (1200-1000)	1:21.42	1:12.62 [6]	1:01.12 [6]	0:49.00 [6]	0:36.92 [3]	0:24.72 [2]	0:12.51 [1]	
	(6)	Bailey Wheeler		0:36.92	1200-1000 (0:11.51)	(0:08.80)	(0:11.51)	(0:12.12)	(0:12.08)	(0:12.19)	(0:12.22)	(0:12.51)	
2	9	Rubydoo	1:21.42	0:26.19	64.5 (1200-1000)	1:21.42	1:12.68 [5]	1:01.27 [4]	0:49.00 [5]	0:36.86 [6]	0:24.67 [4]	0:12.40 [2]	
	(3)	Georgina Cartwright	0.0L (-2)	0:36.87	1200-1000 (0:11.40)	(0:08.74)	(0:11.40)	(0:12.27)	(0:12.14)	(0:12.20)	(0:12.27)	(0:12.40)	
3	3	Il Cubo	1:21.74	0:25.95	64.3 (1200-1000)	1:21.74	1:13.18 [3]	1:01.82 [2]	0:49.64 [1]	0:37.45 [1]	0:25.26 [1]	0:12.70 [3]	
	(4)	Gary Geran	1.9L (-2)	0:37.44	1200-1000 (0:11.36)	(0:08.56)	(0:11.36)	(0:12.18)	(0:12.20)	(0:12.19)	(0:12.55)	(0:12.70)	
4	7	Switchblade	1:21.81	0:26.45	64.6 (1200-1000)	1:21.81	1:12.73 [7]	1:01.40 [7]	0:49.09 [7]	0:36.99 [7]	0:24.83 [7]	0:12.61 [4]	
	(8)	Nathan Fazackerley	2.3L (-3)	0:36.99	1200-1000 (0:11.32)	(0:09.08)	(0:11.32)	(0:12.32)	(0:12.10)	(0:12.16)	(0:12.22)	(0:12.61)	
5	6	Ludik	1:21.91	0:26.61	67.2 (1200-1000)	1:21.91	1:12.62 [8]	1:01.39 [8]	0:49.03 [8]	0:37.07 [8]	0:24.80 [8]	0:12.46 [6]	
	(9)	Brandon Lerena	2.9L (+5)	0:37.06	1200-1000 (0:11.23)	(0:09.29)	(0:11.23)	(0:12.36)	(0:11.96)	(0:12.27)	(0:12.33)	(0:12.46)	
6	8	Hell Of A Lad	1:22.23	0:25.92	64.5 (1200-1000)	1:22.23	1:13.78 [1]	1:02.41 [1]	0:49.99 [2]	0:37.73 [4]	0:25.47 [5]	0:13.02 [5]	
	(1)	Julie Busuttin	4.8L (-2)	0:37.73	1200-1000 (0:11.37)	(0:08.45)	(0:11.37)	(0:12.42)	(0:12.26)	(0:12.26)	(0:12.45)	(0:13.02)	
7	4	Smart Recognition	1:23.43	0:26.15	63.3 (1200-1000)	1:23.43	1:14.84 [4]	1:03.36 [3]	0:51.08 [4]	0:39.00 [2]	0:26.69 [3]	0:13.92 [7]	
	(5)	Micheal Hellyer	11.8L (+2)	0:38.99	1200-1000 (0:11.49)	(0:08.58)	(0:11.49)	(0:12.27)	(0:12.09)	(0:12.30)	(0:12.77)	(0:13.92)	
8	1	Hollywood Epic	1:24.02	0:26.08	62.4 (1200-1000)	1:24.02	1:15.47 [2]	1:03.83 [5]	0:51.70 [3]	0:39.49 [5]	0:27.22 [6]	0:14.41 [8]	
	(7)	Jett Newman	15.3L (+7)	0:39.50	1200-1000 (0:11.64)	(0:08.55)	(0:11.64)	(0:12.13)	(0:12.21)	(0:12.27)	(0:12.82)	(0:14.41)	

Scratched: Big Boy George (#2), Brooklyn Daisy (#5), So Bright (#11), Paciera (#12), Black 'N' Deadly (#13)

Report Created: Sat 23 May 2026

(Note: Races are conducted over an approximate distance as close as possible to the advertised distance, and recorded data may vary accordingly. Official times refer to race times only and do not include handicap times.)

[ ] Position in running at each section and finish    TAB# Saddle cloth number  
 -:-:- No data available at this section    BAR# Barrier/Gate Position  
 NA No data available    DNF Did not finish  
 DNT Did not track    DT-W Distance travelled compared to winner in metres

Fastest split  
 Fastest section

data processed by TRIPLESDATA

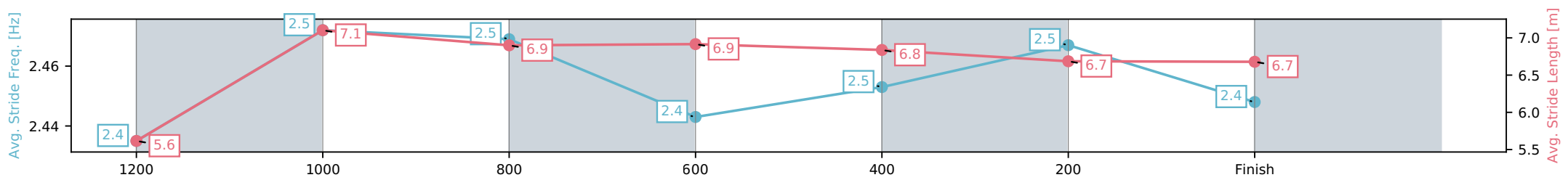
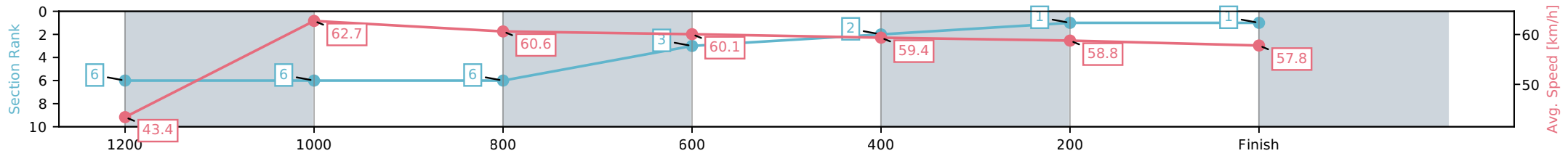
Horse/Jockey Name	Black Eyed Blonde/Bailey Wheeler
Finish Rank	1
Fastest Section Time (Section)	0:11.51 (1200-1000)
Top Speed [km/h] (Section)	63.7 (1200-1000)
Race State	Finished



Toowoomba QLD --Professional-2026-05-23  
 Race 4: WATCON BUILDING GROUP BENCHMARK 60  
 Handicap - 1300m  
 23 May 2026 - 6:38PM  
 Track Rating: Good 4, Weather: Fine, Rail Position: +5m Entire Circuit



Section	L1300	L1200	L1000	L800	L600	L400	L200
Section Times	1:21.42 (0:08.80)	1:12.62 [6] (0:11.51)	1:01.12 [6] (0:12.12)	0:49.00 [6] (0:12.08)	0:36.92 [3] (0:12.19)	0:24.72 [2] (0:12.22)	0:12.51 [1] (0:12.51)
Average Speed [km/h]	43.4	62.7	60.6	60.1	59.4	58.8	57.8
Top Speed [km/h]	60.2	63.7	62.6	61.3	59.8	59.2	58.5
Avg. Dist. to Rail [m]	6.4	5.6	5.4	2.2	1.0	0.7	2.2
Avg. Stride Freq. [Hz]	2.4	2.5	2.5	2.4	2.5	2.5	2.4
Avg. Stride Length [m]	5.6	7.1	6.9	6.9	6.8	6.7	6.7



[ ] Ranking at each section and finish  
 -:-:- No data available at this section  
 NA No data available

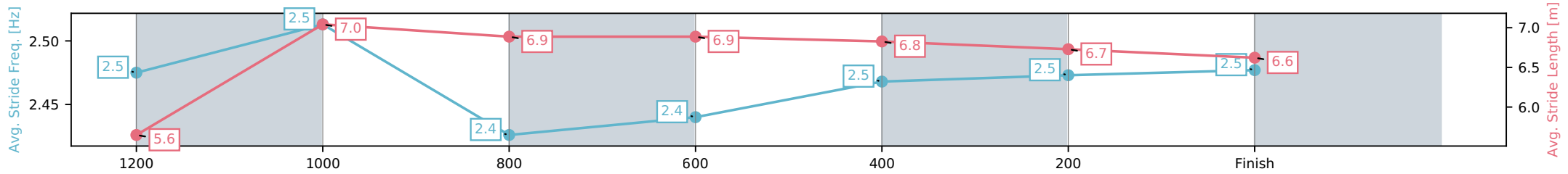
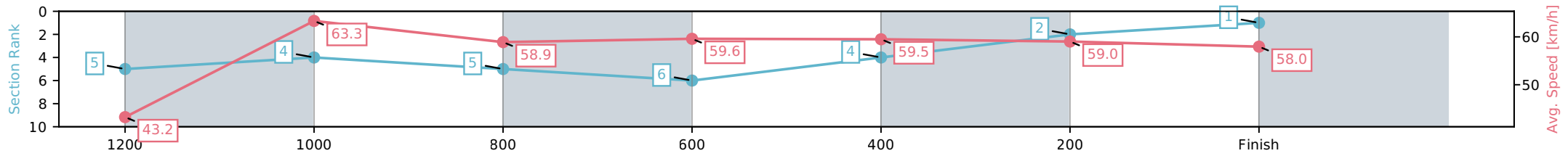
Horse/Jockey Name	Rubydoo/Georgina Cartwright
Finish Rank	2
Fastest Section Time (Section)	0:11.40 (1200-1000)
Top Speed [km/h] (Section)	64.5 (1200-1000)
Race State	Finished



Toowoomba QLD --Professional-2026-05-23  
 Race 4: WATCON BUILDING GROUP BENCHMARK 60  
 Handicap - 1300m  
 23 May 2026 - 6:38PM  
 Track Rating: Good 4, Weather: Fine, Rail Position: +5m Entire Circuit



Section	L1300	L1200	L1000	L800	L600	L400	L200
Section Times	1:21.42 (0:08.74)	1:12.68 [5] (0:11.40)	1:01.27 [4] (0:12.27)	0:49.00 [5] (0:12.14)	0:36.86 [6] (0:12.20)	0:24.67 [4] (0:12.27)	0:12.40 [2] (0:12.40)
Average Speed [km/h]	43.2	63.3	58.9	59.6	59.5	59.0	58.0
Top Speed [km/h]	60.4	64.5	62.1	60.3	60.6	59.5	59.0
Avg. Dist. to Rail [m]	5.1	2.8	1.6	1.4	1.6	2.3	5.8
Avg. Stride Freq. [Hz]	2.5	2.5	2.4	2.4	2.5	2.5	2.5
Avg. Stride Length [m]	5.6	7.0	6.9	6.9	6.8	6.7	6.6



[ ] Ranking at each section and finish  
 -:-:- No data available at this section  
 NA No data available

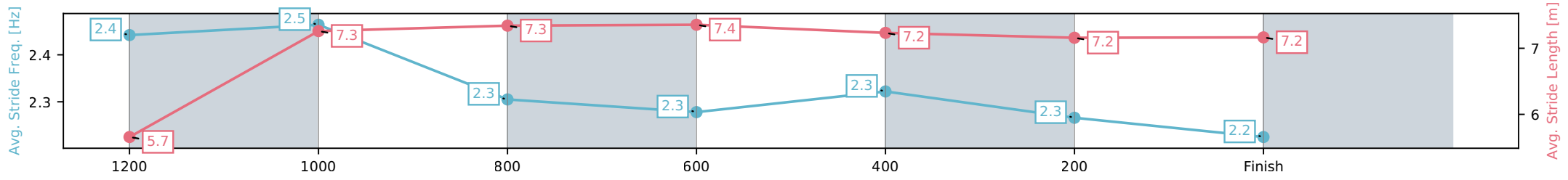
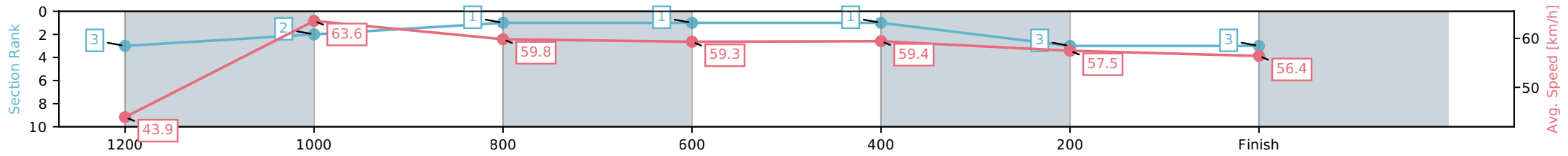
Horse/Jockey Name	Il Cubo/Gary Geran
Finish Rank	3
Fastest Section Time (Section)	0:11.36 (1200-1000)
Top Speed [km/h] (Section)	64.3 (1200-1000)
Race State	Finished



Toowoomba QLD --Professional-2026-05-23  
 Race 4: WATCON BUILDING GROUP BENCHMARK 60  
 Handicap - 1300m  
 23 May 2026 - 6:38PM  
 Track Rating: Good 4, Weather: Fine, Rail Position: +5m Entire Circuit



Section	L1300	L1200	L1000	L800	L600	L400	L200
Section Times	1:21.74 (0:08.56)	1:13.18 [3] (0:11.36)	1:01.82 [2] (0:12.18)	0:49.64 [1] (0:12.20)	0:37.45 [1] (0:12.19)	0:25.26 [1] (0:12.55)	0:12.70 [3] (0:12.70)
Average Speed [km/h]	43.9	63.6	59.8	59.3	59.4	57.5	56.4
Top Speed [km/h]	62.2	64.3	61.5	61.1	60.0	58.4	57.7
Avg. Dist. to Rail [m]	5.1	3.1	2.9	2.0	0.9	1.0	0.9
Avg. Stride Freq. [Hz]	2.4	2.5	2.3	2.3	2.3	2.3	2.2
Avg. Stride Length [m]	5.7	7.3	7.3	7.4	7.2	7.2	7.2



[ ] Ranking at each section and finish  
 -:-:- No data available at this section  
 NA No data available

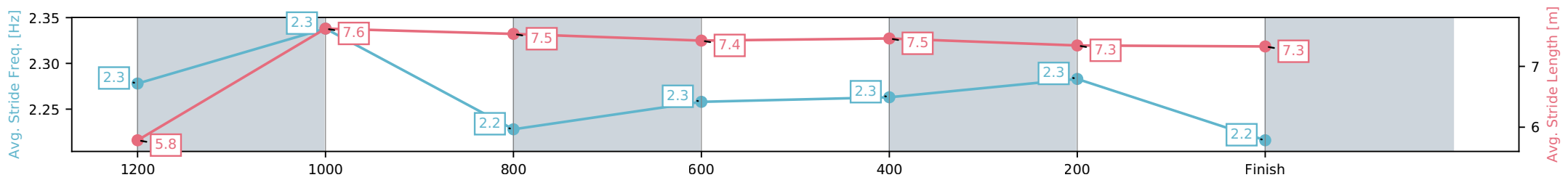
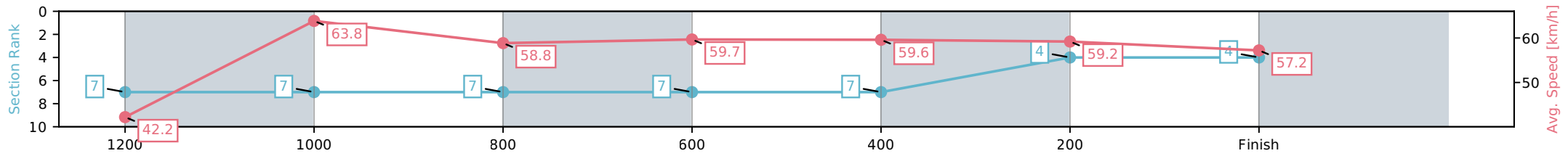
Horse/Jockey Name	Switchblade/Nathan Fazackerley
Finish Rank	4
Fastest Section Time (Section)	0:11.32 (1200-1000)
Top Speed [km/h] (Section)	64.6 (1200-1000)
Race State	Finished



Toowoomba QLD --Professional-2026-05-23  
 Race 4: WATCON BUILDING GROUP BENCHMARK 60  
 Handicap - 1300m  
 23 May 2026 - 6:38PM  
 Track Rating: Good 4, Weather: Fine, Rail Position: +5m Entire Circuit



Section	L1300	L1200	L1000	L800	L600	L400	L200
Section Times	1:21.81 (0:09.08)	1:12.73 [7] (0:11.32)	1:01.40 [7] (0:12.32)	0:49.09 [7] (0:12.10)	0:36.99 [7] (0:12.16)	0:24.83 [7] (0:12.22)	0:12.61 [4] (0:12.61)
Average Speed [km/h]	42.2	63.8	58.8	59.7	59.6	59.2	57.2
Top Speed [km/h]	60.2	64.6	62.3	60.6	60.1	59.9	58.9
Avg. Dist. to Rail [m]	9.2	3.3	2.0	1.1	0.9	1.8	2.2
Avg. Stride Freq. [Hz]	2.3	2.3	2.2	2.3	2.3	2.3	2.2
Avg. Stride Length [m]	5.8	7.6	7.5	7.4	7.5	7.3	7.3



[ ] Ranking at each section and finish  
 -:-:- No data available at this section  
 NA No data available

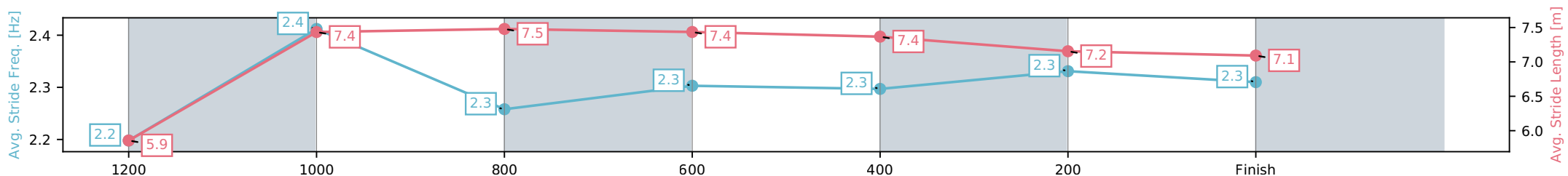
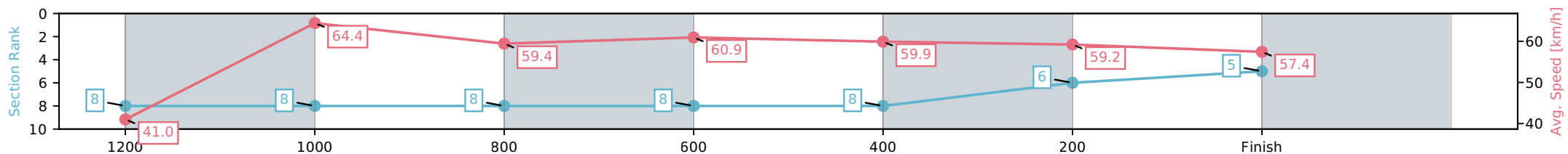
Horse/Jockey Name	Ludik/Brandon Lerena
Finish Rank	5
Fastest Section Time (Section)	0:11.23 (1200-1000)
Top Speed [km/h] (Section)	67.2 (1200-1000)
Race State	Finished



Toowoomba QLD --Professional-2026-05-23  
 Race 4: WATCON BUILDING GROUP BENCHMARK 60  
 Handicap - 1300m  
 23 May 2026 - 6:38PM  
 Track Rating: Good 4, Weather: Fine, Rail Position: +5m Entire Circuit



Section	L1300	L1200	L1000	L800	L600	L400	L200
Section Times	1:21.91 (0:09.29)	1:12.62 [8] (0:11.23)	1:01.39 [8] (0:12.36)	0:49.03 [8] (0:11.96)	0:37.07 [8] (0:12.27)	0:24.80 [8] (0:12.33)	0:12.46 [6] (0:12.46)
Average Speed [km/h]	41.0	64.4	59.4	60.9	59.9	59.2	57.4
Top Speed [km/h]	58.9	67.2	61.5	61.6	61.2	60.2	59.9
Avg. Dist. to Rail [m]	11.5	5.9	4.9	4.0	3.9	4.3	4.7
Avg. Stride Freq. [Hz]	2.2	2.4	2.3	2.3	2.3	2.3	2.3
Avg. Stride Length [m]	5.9	7.4	7.5	7.4	7.4	7.2	7.1



[ ] Ranking at each section and finish  
 -:-:- No data available at this section  
 NA No data available

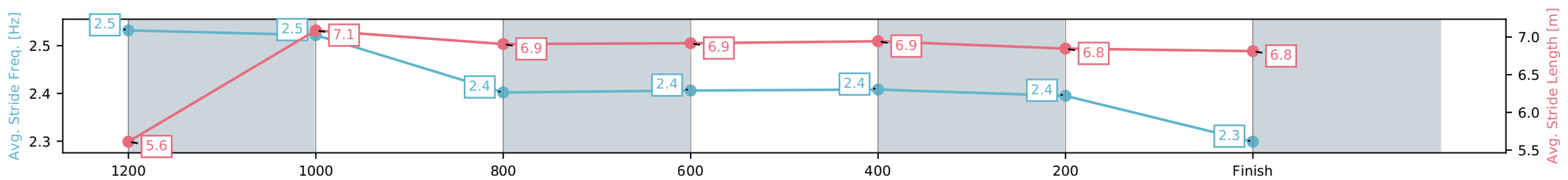
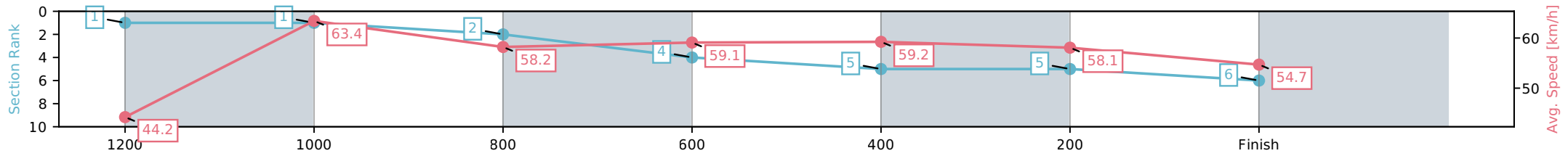
Horse/Jockey Name	Hell Of A Lad/Julie Busuttin
Finish Rank	6
Fastest Section Time (Section)	0:11.37 (1200-1000)
Top Speed [km/h] (Section)	64.5 (1200-1000)
Race State	Finished



Toowoomba QLD --Professional-2026-05-23  
 Race 4: WATCON BUILDING GROUP BENCHMARK 60  
 Handicap - 1300m  
 23 May 2026 - 6:38PM  
 Track Rating: Good 4, Weather: Fine, Rail Position: +5m Entire Circuit



Section	L1300	L1200	L1000	L800	L600	L400	L200
Section Times	1:22.23 (0:08.45)	1:13.78 [1] (0:11.37)	1:02.41 [1] (0:12.42)	0:49.99 [2] (0:12.26)	0:37.73 [4] (0:12.26)	0:25.47 [5] (0:12.45)	0:13.02 [5] (0:13.02)
Average Speed [km/h]	44.2	63.4	58.2	59.1	59.2	58.1	54.7
Top Speed [km/h]	61.8	64.5	60.6	60.3	59.7	59.7	57.6
Avg. Dist. to Rail [m]	1.7	0.8	1.1	2.0	1.7	0.8	0.3
Avg. Stride Freq. [Hz]	2.5	2.5	2.4	2.4	2.4	2.4	2.3
Avg. Stride Length [m]	5.6	7.1	6.9	6.9	6.9	6.8	6.8



[ ] Ranking at each section and finish  
 -:-:- No data available at this section  
 NA No data available

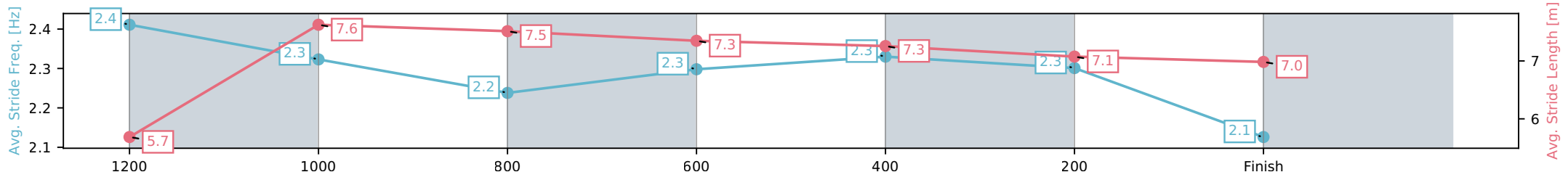
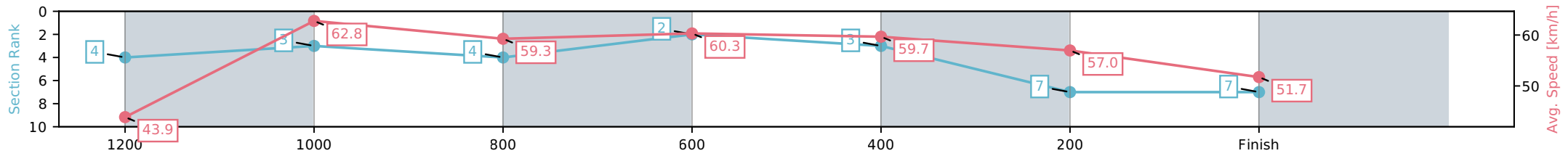
Horse/Jockey Name	Smart Recognition/Micheal Hellyer
Finish Rank	7
Fastest Section Time (Section)	0:11.49 (1200-1000)
Top Speed [km/h] (Section)	63.3 (1200-1000)
Race State	Finished



Toowoomba QLD --Professional-2026-05-23  
 Race 4: WATCON BUILDING GROUP BENCHMARK 60  
 Handicap - 1300m  
 23 May 2026 - 6:38PM  
 Track Rating: Good 4, Weather: Fine, Rail Position: +5m Entire Circuit



Section	L1300	L1200	L1000	L800	L600	L400	L200
Section Times	1:23.43 (0:08.58)	1:14.84 [4] (0:11.49)	1:03.36 [3] (0:12.27)	0:51.08 [4] (0:12.09)	0:39.00 [2] (0:12.30)	0:26.69 [3] (0:12.77)	0:13.92 [7] (0:13.92)
Average Speed [km/h]	43.9	62.8	59.3	60.3	59.7	57.0	51.7
Top Speed [km/h]	61.7	63.3	60.5	61.1	60.7	58.0	55.8
Avg. Dist. to Rail [m]	7.3	3.9	2.3	3.8	3.7	3.0	1.4
Avg. Stride Freq. [Hz]	2.4	2.3	2.2	2.3	2.3	2.3	2.1
Avg. Stride Length [m]	5.7	7.6	7.5	7.3	7.3	7.1	7.0



[ ] Ranking at each section and finish  
 -:-:- No data available at this section  
 NA No data available

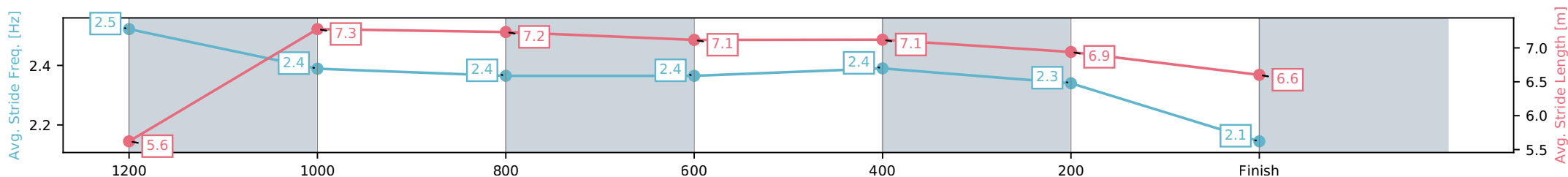
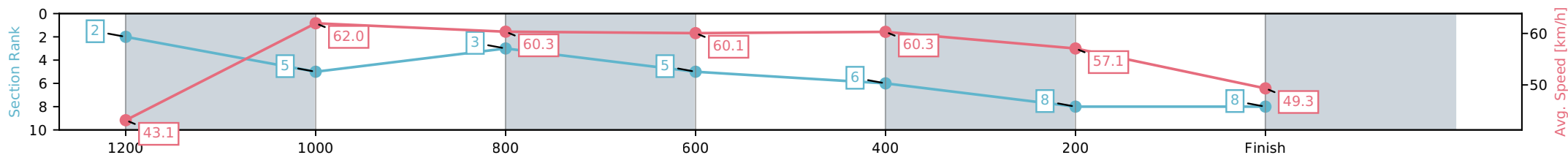
Horse/Jockey Name	Hollywood Epic/Jett Newman
Finish Rank	8
Fastest Section Time (Section)	0:11.64 (1200-1000)
Top Speed [km/h] (Section)	62.4 (1200-1000)
Race State	Finished



Toowoomba QLD --Professional-2026-05-23  
 Race 4: WATCON BUILDING GROUP BENCHMARK 60  
 Handicap - 1300m  
 23 May 2026 - 6:38PM  
 Track Rating: Good 4, Weather: Fine, Rail Position: +5m Entire Circuit



Section	L1300	L1200	L1000	L800	L600	L400	L200
Section Times	1:24.02 (0:08.55)	1:15.47 [2] (0:11.64)	1:03.83 [5] (0:12.13)	0:51.70 [3] (0:12.21)	0:39.49 [5] (0:12.27)	0:27.22 [6] (0:12.82)	0:14.41 [8] (0:14.41)
Average Speed [km/h]	43.1	62.0	60.3	60.1	60.3	57.1	49.3
Top Speed [km/h]	61.0	62.4	62.1	60.8	61.9	60.0	54.2
Avg. Dist. to Rail [m]	3.3	3.2	3.9	5.6	5.4	4.4	2.7
Avg. Stride Freq. [Hz]	2.5	2.4	2.4	2.4	2.4	2.3	2.1
Avg. Stride Length [m]	5.6	7.3	7.2	7.1	7.1	6.9	6.6



[ ] Ranking at each section and finish  
 -:-:- No data available at this section  
 NA No data available



# Toowoomba QLD

## Race 5: COUNTED Class 1 Handicap - 1625m

23 May 2026 - 7:14PM



Track Rating: Good 4, Weather: Fine, Rail Position: +5m Entire Circuit

Field Times (Race Tempo)      1:44.31 (0:16.93)    1:27.38 (0:11.66)    1:15.72 (0:12.34)    1:03.37 (0:12.82)    0:50.55 (0:13.23)    0:37.32 (0:12.85)    0:24.46 (0:12.35)    0:12.12 (0:12.12)

Rank	TAB#	Horse	Overall Time	First 400m	Top Speed km/h (Section)	L1625	L1400	L1200	L1000	L800	L600	L400	L200
	(BAR#)	Jockey	Margin (DT-W)	Last 600m	Fastest Section (Time)	Start - 1400	1400 - 1200	1200 - 1000	1000 - 800	800 - 600	600 - 400	400 - 200	200 - Finish
1	6	Sir Memphis	1:44.31	0:27.07	64.4 (1625 - 1400)	1:44.31	1:27.38 [1]	1:15.72 [1]	1:03.37 [1]	0:50.55 [1]	0:37.32 [1]	0:24.46 [1]	0:12.12 [1]
	(1)	Stacey Callow		0:37.32	1400-1200 (0:11.66)	(0:16.94)	(0:11.66)	(0:12.34)	(0:12.82)	(0:13.23)	(0:12.85)	(0:12.35)	(0:12.12)
2	8	Sweet Pretender	1:44.31	0:27.38	65.5 (1625 - 1400)	1:44.31	1:27.09 [4]	1:15.42 [3]	1:03.02 [4]	0:50.07 [5]	0:36.75 [5]	0:24.09 [5]	0:12.04 [3]
	(7)	Aidan Keeley	0.0L (+4)	0:36.74	1400-1200 (0:11.67)	(0:17.22)	(0:11.67)	(0:12.40)	(0:12.95)	(0:13.32)	(0:12.66)	(0:12.04)	(0:12.04)
3	7	Mister Mighty	1:44.37	0:27.20	67.0 (1625 - 1400)	1:44.37	1:27.41 [2]	1:15.64 [2]	1:03.32 [3]	0:50.42 [3]	0:37.01 [4]	0:24.32 [4]	0:12.17 [2]
	(6)	Georgina Cartwright	0.3L (+2)	0:37.00	1400-1200 (0:11.77)	(0:16.96)	(0:11.77)	(0:12.32)	(0:12.90)	(0:13.41)	(0:12.68)	(0:12.15)	(0:12.17)
4	2	Bow Tie Affair	1:44.51	0:27.67	66.0 (1625 - 1400)	1:44.51	1:27.24 [5]	1:15.30 [6]	1:02.80 [7]	0:49.96 [7]	0:36.67 [7]	0:24.02 [7]	0:12.00 [7]
	(8)	Fred Larson	1.1L (+4)	0:36.66	1400-1200 (0:11.94)	(0:17.27)	(0:11.94)	(0:12.49)	(0:12.84)	(0:13.30)	(0:12.64)	(0:12.02)	(0:12.00)
5	5	Hell To The Line	1:44.58	0:27.77	63.9 (1625 - 1400)	1:44.58	1:27.18 [6]	1:15.26 [7]	1:02.90 [6]	0:50.20 [6]	0:36.96 [6]	0:24.27 [6]	0:12.13 [6]
	(2)	Corey Sutherland	1.6L (+3)	0:36.96	1400-1200 (0:11.92)	(0:17.40)	(0:11.92)	(0:12.36)	(0:12.70)	(0:13.24)	(0:12.69)	(0:12.14)	(0:12.13)
6	3	Jaddaf	1:44.59	0:27.45	63.5 (1400-1200)	1:44.59	1:27.46 [3]	1:15.62 [4]	1:03.26 [5]	0:50.56 [4]	0:37.36 [3]	0:24.66 [3]	0:12.30 [4]
	(3)	Gary Geran	1.7L (-2)	0:37.37	1400-1200 (0:11.84)	(0:17.14)	(0:11.84)	(0:12.36)	(0:12.70)	(0:13.20)	(0:12.71)	(0:12.36)	(0:12.30)
7	1	Advance To Jaffa	1:44.72	0:27.57	66.0 (1625 - 1400)	1:44.72	1:27.30 [7]	1:15.67 [5]	1:03.75 [2]	0:50.95 [2]	0:37.57 [2]	0:24.83 [2]	0:12.38 [5]
	(5)	Bailey Wheeler	2.4L (+0)	0:37.57	1400-1200 (0:11.63)	(0:17.42)	(0:11.63)	(0:11.92)	(0:12.80)	(0:13.38)	(0:12.74)	(0:12.45)	(0:12.38)
8	10	Attack Force	1:45.68	0:27.85	63.6 (1625 - 1400)	1:45.68	1:28.22 [8]	1:16.29 [8]	1:03.81 [8]	0:50.88 [8]	0:37.62 [8]	0:24.85 [8]	0:12.55 [8]
	(4)	Damien Boche	8.1L (+5)	0:37.62	1400-1200 (0:11.93)	(0:17.46)	(0:11.93)	(0:12.48)	(0:12.93)	(0:13.26)	(0:12.77)	(0:12.30)	(0:12.55)

Scratched: Kids Inthe Kitchen (#4), Flying Phoenix (#9), Extol (#11), She's Brutal (#12), Bambino Di Vino (#13), Pending List (#14)

Report Created: Sat 23 May 2026

(Note: Races are conducted over an approximate distance as close as possible to the advertised distance, and recorded data may vary accordingly. Official times refer to race times only and do not include handicap times.)

[ ] Position in running at each section and finish    TAB# Saddle cloth number  
 -:-:- No data available at this section    BAR# Barrier/Gate Position  
 NA No data available    DNF Did not finish  
 DNT Did not track    DT-W Distance travelled compared to winner in metres

Fastest split  
 Fastest section

data processed by TRIPLESDATA

Horse/Jockey Name	Sir Memphis/Stacey Callow
Finish Rank	1
Fastest Section Time (Section)	0:11.66 (1400-1200)
Top Speed [km/h] (Section)	64.4 (1625 - 1400)
Race State	Finished



Toowoomba QLD --Professional-2026-05-23

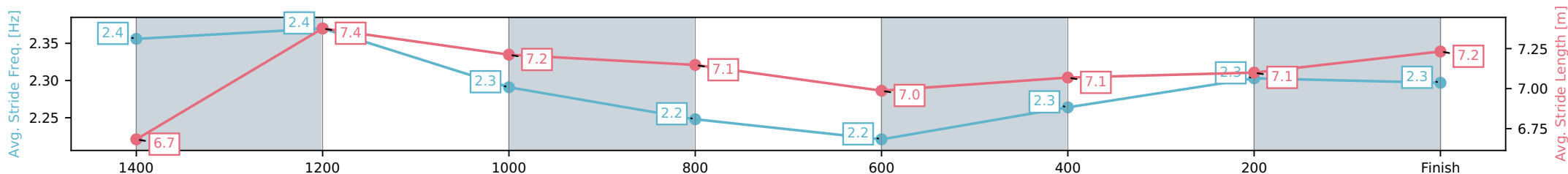
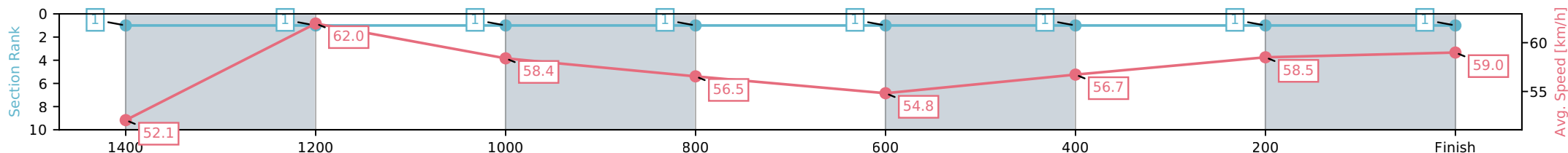
Race 5: COUNTED Class 1 Handicap - 1625m

23 May 2026 - 7:14PM



Track Rating: Good 4, Weather: Fine, Rail Position: +5m Entire Circuit

Section	L1625	L1400	L1200	L1000	L800	L600	L400	L200
Section Times	1:44.31 (0:16.94)	1:27.38 [1] (0:11.66)	1:15.72 [1] (0:12.34)	1:03.37 [1] (0:12.82)	0:50.55 [1] (0:13.23)	0:37.32 [1] (0:12.85)	0:24.46 [1] (0:12.35)	0:12.12 [1] (0:12.12)
Average Speed [km/h]	52.1	62.0	58.4	56.5	54.8	56.7	58.5	59.0
Top Speed [km/h]	64.4	64.0	59.9	58.5	55.3	57.6	59.3	60.7
Avg. Dist. to Rail [m]	3.0	0.8	2.0	1.8	2.7	2.3	1.3	1.1
Avg. Stride Freq. [Hz]	2.4	2.4	2.3	2.2	2.2	2.3	2.3	2.3
Avg. Stride Length [m]	6.7	7.4	7.2	7.1	7.0	7.1	7.1	7.2



[ ] Ranking at each section and finish  
 -:-:- No data available at this section  
 NA No data available

Horse/Jockey Name	Sweet Pretender/Aidan Keeley
Finish Rank	2
Fastest Section Time (Section)	0:11.67 (1400-1200)
Top Speed [km/h] (Section)	65.5 (1625 - 1400)
Race State	Finished



Toowoomba QLD --Professional-2026-05-23

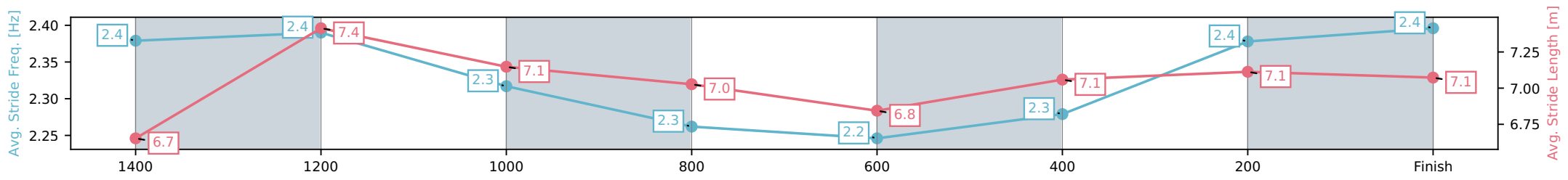
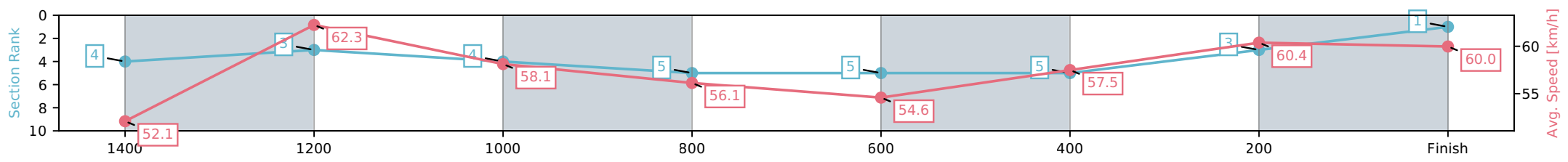
Race 5: COUNTED Class 1 Handicap - 1625m

23 May 2026 - 7:14PM



Track Rating: Good 4, Weather: Fine, Rail Position: +5m Entire Circuit

Section	L1625	L1400	L1200	L1000	L800	L600	L400	L200
Section Times	1:44.31 (0:17.22)	1:27.09 [4] (0:11.67)	1:15.42 [3] (0:12.40)	1:03.02 [4] (0:12.95)	0:50.07 [5] (0:13.32)	0:36.75 [5] (0:12.66)	0:24.09 [5] (0:12.04)	0:12.04 [3] (0:12.04)
Average Speed [km/h]	52.1	62.3	58.1	56.1	54.6	57.5	60.4	60.0
Top Speed [km/h]	65.5	65.2	60.9	57.0	55.4	58.7	61.3	61.1
Avg. Dist. to Rail [m]	6.9	1.8	2.2	2.3	2.9	2.2	3.3	3.4
Avg. Stride Freq. [Hz]	2.4	2.4	2.3	2.3	2.2	2.3	2.4	2.4
Avg. Stride Length [m]	6.7	7.4	7.1	7.0	6.8	7.1	7.1	7.1



[ ] Ranking at each section and finish  
 -:-:- No data available at this section  
 NA No data available

Horse/Jockey Name	Mister Mighty/Georgina Cartwright
Finish Rank	3
Fastest Section Time (Section)	0:11.77 (1400-1200)
Top Speed [km/h] (Section)	67.0 (1625 - 1400)
Race State	Finished



Toowoomba QLD --Professional-2026-05-23

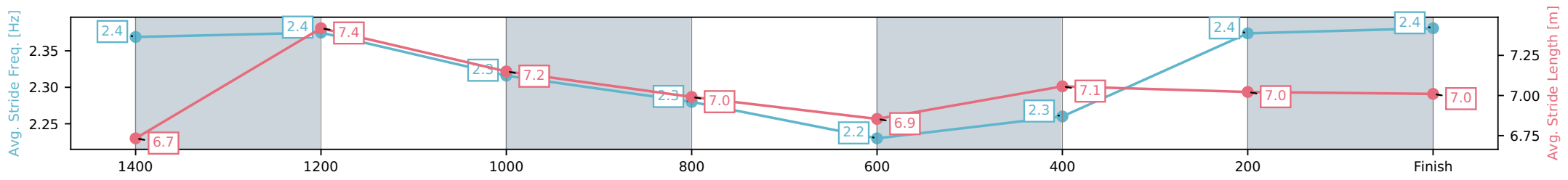
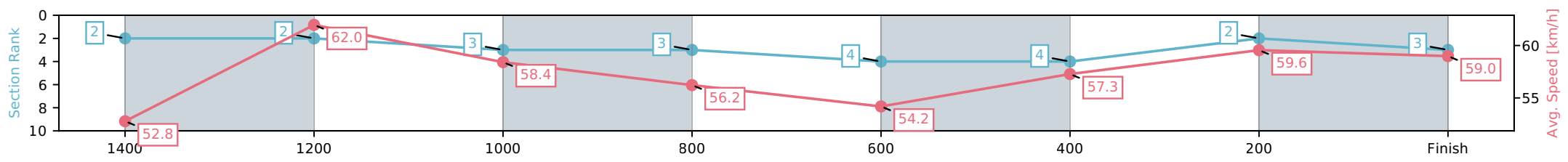
Race 5: COUNTED Class 1 Handicap - 1625m

23 May 2026 - 7:14PM



Track Rating: Good 4, Weather: Fine, Rail Position: +5m Entire Circuit

Section	L1625	L1400	L1200	L1000	L800	L600	L400	L200
Section Times	1:44.37 (0:16.96)	1:27.41 [2] (0:11.77)	1:15.64 [2] (0:12.32)	1:03.32 [3] (0:12.90)	0:50.42 [3] (0:13.41)	0:37.01 [4] (0:12.68)	0:24.32 [4] (0:12.15)	0:12.17 [2] (0:12.17)
Average Speed [km/h]	52.8	62.0	58.4	56.2	54.2	57.3	59.6	59.0
Top Speed [km/h]	67.0	64.0	60.6	57.5	55.0	58.7	60.4	59.8
Avg. Dist. to Rail [m]	5.7	1.9	2.0	1.5	3.3	1.9	2.1	2.4
Avg. Stride Freq. [Hz]	2.4	2.4	2.3	2.3	2.2	2.3	2.4	2.4
Avg. Stride Length [m]	6.7	7.4	7.2	7.0	6.9	7.1	7.0	7.0



[ ] Ranking at each section and finish  
 -:-:- No data available at this section  
 NA No data available

Horse/Jockey Name	Bow Tie Affair/Fred Larson
Finish Rank	4
Fastest Section Time (Section)	0:11.94 (1400-1200)
Top Speed [km/h] (Section)	66.0 (1625 - 1400)
Race State	Finished



Toowoomba QLD --Professional-2026-05-23

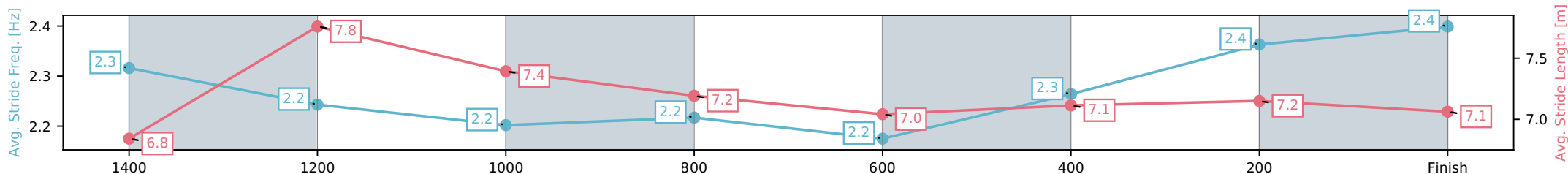
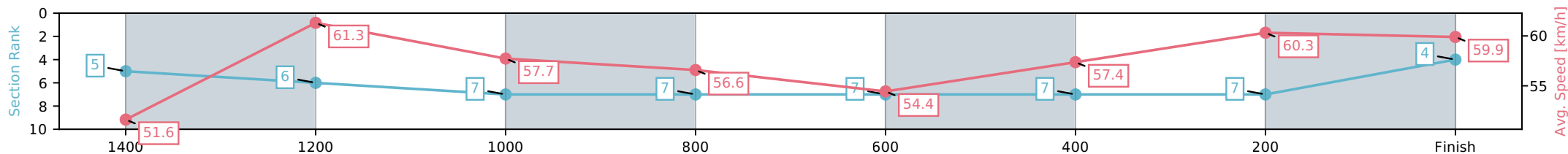
Race 5: COUNTED Class 1 Handicap - 1625m

23 May 2026 - 7:14PM



Track Rating: Good 4, Weather: Fine, Rail Position: +5m Entire Circuit

Section	L1625	L1400	L1200	L1000	L800	L600	L400	L200
Section Times	1:44.51 (0:17.27)	1:27.24 [5] (0:11.94)	1:15.30 [6] (0:12.49)	1:02.80 [7] (0:12.84)	0:49.96 [7] (0:13.30)	0:36.67 [7] (0:12.64)	0:24.02 [7] (0:12.02)	0:12.00 [7] (0:12.00)
Average Speed [km/h]	51.6	61.3	57.7	56.6	54.4	57.4	60.3	59.9
Top Speed [km/h]	66.0	62.5	59.5	57.1	55.1	58.6	61.5	61.1
Avg. Dist. to Rail [m]	7.1	3.1	3.5	2.7	1.7	1.2	3.2	5.7
Avg. Stride Freq. [Hz]	2.3	2.2	2.2	2.2	2.2	2.3	2.4	2.4
Avg. Stride Length [m]	6.8	7.8	7.4	7.2	7.0	7.1	7.2	7.1



- [ ] Ranking at each section and finish
- :-:- No data available at this section
- NA No data available

Horse/Jockey Name	Hell To The Line/Corey Sutherland
Finish Rank	5
Fastest Section Time (Section)	0:11.92 (1400-1200)
Top Speed [km/h] (Section)	63.9 (1625 - 1400)
Race State	Finished



Toowoomba QLD --Professional-2026-05-23

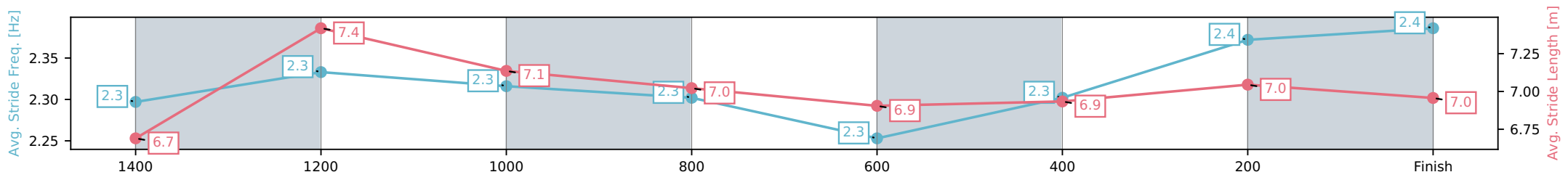
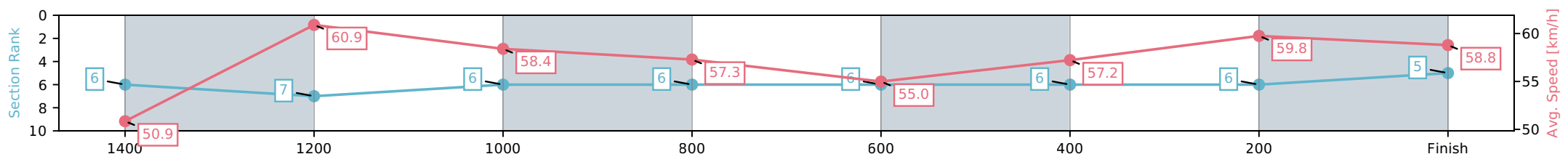
Race 5: COUNTED Class 1 Handicap - 1625m

23 May 2026 - 7:14PM



Track Rating: Good 4, Weather: Fine, Rail Position: +5m Entire Circuit

Section	L1625	L1400	L1200	L1000	L800	L600	L400	L200
Section Times	1:44.58 (0:17.40)	1:27.18 [6] (0:11.92)	1:15.26 [7] (0:12.36)	1:02.90 [6] (0:12.70)	0:50.20 [6] (0:13.24)	0:36.96 [6] (0:12.69)	0:24.27 [6] (0:12.14)	0:12.13 [6] (0:12.13)
Average Speed [km/h]	50.9	60.9	58.4	57.3	55.0	57.2	59.8	58.8
Top Speed [km/h]	63.9	62.0	59.4	58.3	56.3	58.4	60.4	60.7
Avg. Dist. to Rail [m]	3.2	1.7	2.4	2.7	3.7	1.6	2.9	4.7
Avg. Stride Freq. [Hz]	2.3	2.3	2.3	2.3	2.3	2.3	2.4	2.4
Avg. Stride Length [m]	6.7	7.4	7.1	7.0	6.9	6.9	7.0	7.0



[ ] Ranking at each section and finish  
 -:-:- No data available at this section  
 NA No data available

Horse/Jockey Name	Jaddaf/Gary Geran
Finish Rank	6
Fastest Section Time (Section)	0:11.84 (1400-1200)
Top Speed [km/h] (Section)	63.5 (1400-1200)
Race State	Finished



Toowoomba QLD --Professional-2026-05-23

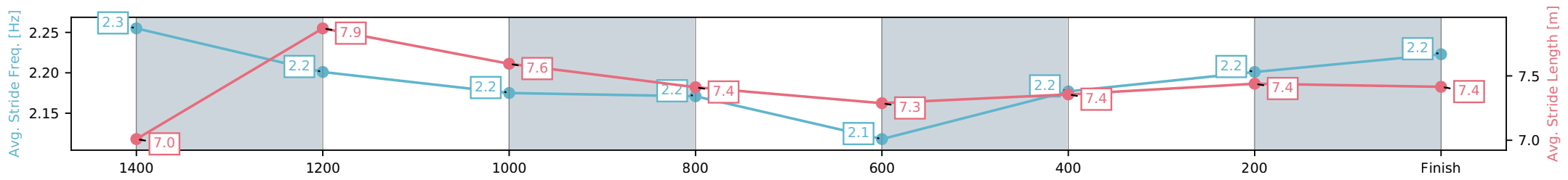
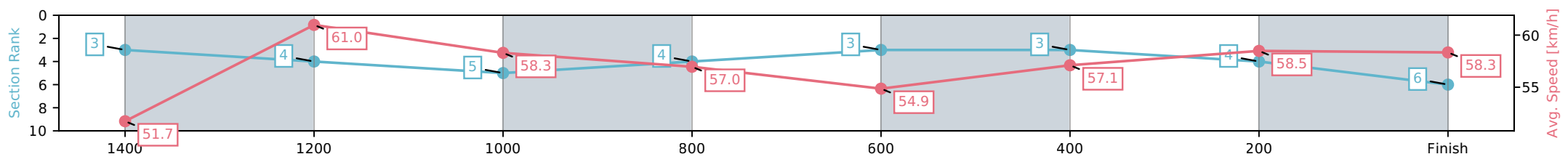
Race 5: COUNTED Class 1 Handicap - 1625m

23 May 2026 - 7:14PM



Track Rating: Good 4, Weather: Fine, Rail Position: +5m Entire Circuit

Section	L1625	L1400	L1200	L1000	L800	L600	L400	L200
Section Times	1:44.59 (0:17.14)	1:27.46 [3] (0:11.84)	1:15.62 [4] (0:12.36)	1:03.26 [5] (0:12.70)	0:50.56 [4] (0:13.20)	0:37.36 [3] (0:12.71)	0:24.66 [3] (0:12.36)	0:12.30 [4] (0:12.30)
Average Speed [km/h]	51.7	61.0	58.3	57.0	54.9	57.1	58.5	58.3
Top Speed [km/h]	63.5	63.5	59.8	58.5	55.7	58.4	59.4	60.0
Avg. Dist. to Rail [m]	3.6	0.3	1.5	1.4	1.7	1.4	1.4	1.8
Avg. Stride Freq. [Hz]	2.3	2.2	2.2	2.2	2.1	2.2	2.2	2.2
Avg. Stride Length [m]	7.0	7.9	7.6	7.4	7.3	7.4	7.4	7.4



[ ] Ranking at each section and finish  
 -:-:- No data available at this section  
 NA No data available

Horse/Jockey Name	Advance To Jaffa/Bailey Wheeler
Finish Rank	7
Fastest Section Time (Section)	0:11.63 (1400-1200)
Top Speed [km/h] (Section)	66.0 (1625 - 1400)
Race State	Finished



Toowoomba QLD --Professional-2026-05-23

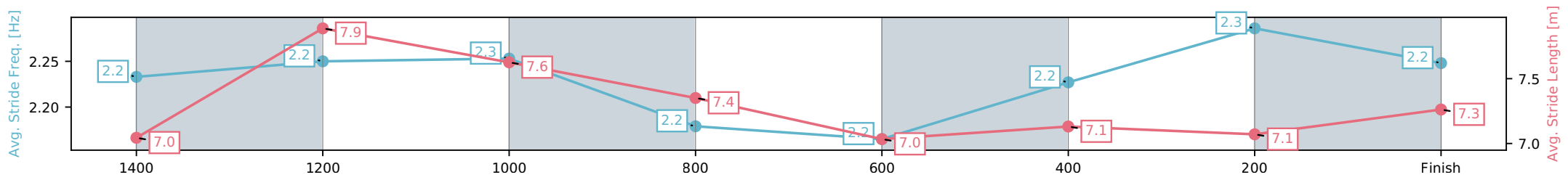
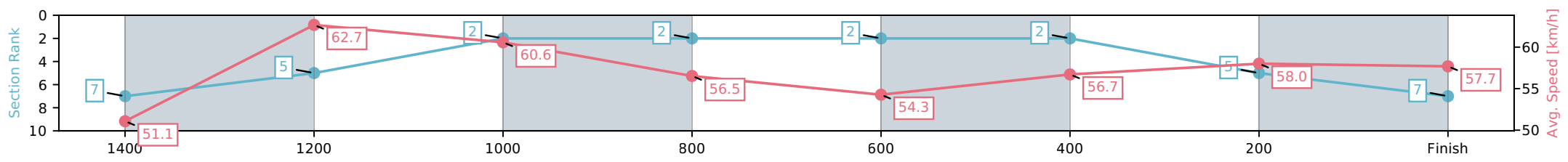
Race 5: COUNTED Class 1 Handicap - 1625m

23 May 2026 - 7:14PM



Track Rating: Good 4, Weather: Fine, Rail Position: +5m Entire Circuit

Section	L1625	L1400	L1200	L1000	L800	L600	L400	L200
Section Times	1:44.72 (0:17.42)	1:27.30 [7] (0:11.63)	1:15.67 [5] (0:11.92)	1:03.75 [2] (0:12.80)	0:50.95 [2] (0:13.38)	0:37.57 [2] (0:12.74)	0:24.83 [2] (0:12.45)	0:12.38 [5] (0:12.38)
Average Speed [km/h]	51.1	62.7	60.6	56.5	54.3	56.7	58.0	57.7
Top Speed [km/h]	66.0	65.5	62.2	58.2	55.4	57.5	58.6	58.7
Avg. Dist. to Rail [m]	6.0	2.3	3.2	1.4	2.2	0.7	1.5	1.3
Avg. Stride Freq. [Hz]	2.2	2.2	2.3	2.2	2.2	2.2	2.3	2.2
Avg. Stride Length [m]	7.0	7.9	7.6	7.4	7.0	7.1	7.1	7.3



[ ] Ranking at each section and finish  
 -:-:- No data available at this section  
 NA No data available

Horse/Jockey Name	Attack Force/Damien Boche
Finish Rank	8
Fastest Section Time (Section)	0:11.93 (1400-1200)
Top Speed [km/h] (Section)	63.6 (1625 - 1400)
Race State	Finished



Toowoomba QLD --Professional-2026-05-23

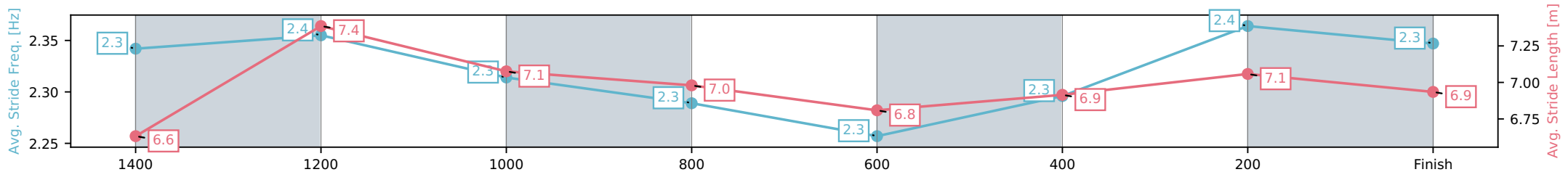
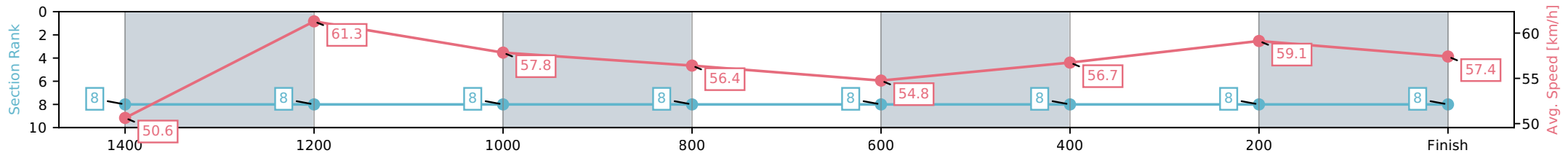
Race 5: COUNTED Class 1 Handicap - 1625m

23 May 2026 - 7:14PM



Track Rating: Good 4, Weather: Fine, Rail Position: +5m Entire Circuit

Section	L1625	L1400	L1200	L1000	L800	L600	L400	L200
Section Times	1:45.68 (0:17.46)	1:28.22 [8] (0:11.93)	1:16.29 [8] (0:12.48)	1:03.81 [8] (0:12.93)	0:50.88 [8] (0:13.26)	0:37.62 [8] (0:12.77)	0:24.85 [8] (0:12.30)	0:12.55 [8] (0:12.55)
Average Speed [km/h]	50.6	61.3	57.8	56.4	54.8	56.7	59.1	57.4
Top Speed [km/h]	63.6	62.6	59.3	57.8	55.9	58.9	60.2	59.1
Avg. Dist. to Rail [m]	4.9	3.0	3.4	3.0	2.7	1.6	2.9	3.7
Avg. Stride Freq. [Hz]	2.3	2.4	2.3	2.3	2.3	2.3	2.4	2.3
Avg. Stride Length [m]	6.6	7.4	7.1	7.0	6.8	6.9	7.1	6.9



- [ ] Ranking at each section and finish
- :-:- No data available at this section
- NA No data available



# Toowoomba QLD

Race 6: PLATINUM GLASS & SECURITY Class 3 Handicap - 1625m

23 May 2026 - 7:51PM



Track Rating: Good 4, Weather: Fine, Rail Position: +5m Entire Circuit

Field Times (Race Tempo) 1:42.42 (0:16.54) 1:25.88 (0:11.54) 1:14.33 (0:12.14) 1:02.20 (0:12.93) 0:49.26 (0:12.45) 0:36.81 (0:12.40) 0:24.41 (0:12.20) 0:12.21 (0:12.21)

Rank	TAB#	Horse	Overall Time	First 400m	Top Speed km/h (Section)	L1625	L1400	L1200	L1000	L800	L600	L400	L200
	(BAR#)	Jockey	Margin (DT-W)	Last 600m	Fastest Section (Time)	Start - 1400	1400 - 1200	1200 - 1000	1000 - 800	800 - 600	600 - 400	400 - 200	200 - Finish
1	1	Farnborough	1:42.42	0:27.00	64.4 (1625 - 1400)	1:42.42	1:25.80 [2]	1:13.92 [3]	1:01.87 [3]	0:48.92 [3]	0:36.54 [3]	0:24.28 [2]	0:12.20 [1]
	(2)	Jett Newman		0:36.53	1400-1200 (0:11.88)	(0:16.62)	(0:11.88)	(0:12.05)	(0:12.95)	(0:12.38)	(0:12.25)	(0:12.08)	(0:12.20)
2	4	Super Fair	1:42.73	0:27.17	65.8 (1625 - 1400)	1:42.73	1:25.87 [4]	1:14.05 [5]	1:01.95 [5]	0:48.86 [5]	0:36.43 [6]	0:24.21 [6]	0:12.22 [3]
	(4)	Montana Philpot	1.8L (+7)	0:36.43	1400-1200 (0:11.82)	(0:16.86)	(0:11.82)	(0:12.10)	(0:13.09)	(0:12.43)	(0:12.22)	(0:11.99)	(0:12.22)
3	2	Go Maro	1:42.83	0:27.12	65.3 (1625 - 1400)	1:42.83	1:25.85 [5]	1:14.23 [4]	1:02.18 [4]	0:49.27 [4]	0:36.89 [4]	0:24.64 [3]	0:12.43 [2]
	(3)	Fiona Sandkuhl	2.4L (+1)	0:36.89	1400-1200 (0:11.62)	(0:16.98)	(0:11.62)	(0:12.05)	(0:12.91)	(0:12.38)	(0:12.25)	(0:12.21)	(0:12.43)
4	6	Blumstien	1:42.94	0:27.39	64.9 (1625 - 1400)	1:42.94	1:25.96 [6]	1:14.03 [6]	1:01.94 [6]	0:49.03 [6]	0:36.74 [5]	0:24.54 [5]	0:12.36 [4]
	(1)	Fred Larson	3.1L (-5)	0:36.73	1400-1200 (0:11.93)	(0:16.98)	(0:11.93)	(0:12.10)	(0:12.90)	(0:12.30)	(0:12.20)	(0:12.17)	(0:12.36)
5	5	Good Philly	1:43.43	0:27.52	64.8 (1625 - 1400)	1:43.43	1:26.18 [7]	1:14.38 [7]	1:02.28 [7]	0:49.30 [7]	0:36.80 [7]	0:24.70 [7]	0:12.65 [5]
	(7)	Aidan Keeley	5.9L (+0)	0:36.80	1400-1200 (0:11.80)	(0:17.25)	(0:11.80)	(0:12.10)	(0:12.98)	(0:12.50)	(0:12.10)	(0:12.05)	(0:12.65)
6	7	Mystery Power	1:44.36	0:26.60	65.2 (1400-1200)	1:44.36	1:27.82 [1]	1:16.27 [1]	1:04.14 [1]	0:51.20 [1]	0:38.75 [1]	0:26.35 [1]	0:13.56 [6]
	(5)	Damien Boche	11.4L (-3)	0:38.74	1400-1200 (0:11.54)	(0:16.54)	(0:11.54)	(0:12.14)	(0:12.93)	(0:12.45)	(0:12.40)	(0:12.78)	(0:13.56)
7	8	Katerini	1:45.26	0:26.75	66.5 (1625 - 1400)	1:45.26	1:28.54 [3]	1:17.01 [2]	1:04.90 [2]	0:51.99 [2]	0:39.44 [2]	0:26.86 [4]	0:13.91 [7]
	(6)	Karl Zechner	16.7L (-7)	0:39.44	1400-1200 (0:11.54)	(0:16.72)	(0:11.54)	(0:12.11)	(0:12.91)	(0:12.56)	(0:12.58)	(0:12.95)	(0:13.91)

Scratched: Il Cubo (#3)

Report Created: Sat 23 May 2026

(Note: Races are conducted over an approximate distance as close as possible to the advertised distance, and recorded data may vary accordingly. Official times refer to race times only and do not include handicap times.)

[ ] Position in running at each section and finish  
 TAB# Saddle cloth number  
 --- No data available at this section  
 BAR# Barrier/Gate Position  
 NA No data available  
 DNF Did not finish  
 DNT Did not track  
 DT-W Distance travelled compared to winner in metres

Fastest split  
 Fastest section

data processed by TRIPLESDATA

Horse/Jockey Name	Farnborough/Jett Newman
Finish Rank	1
Fastest Section Time (Section)	0:11.88 (1400-1200)
Top Speed [km/h] (Section)	64.4 (1625 - 1400)
Race State	Finished



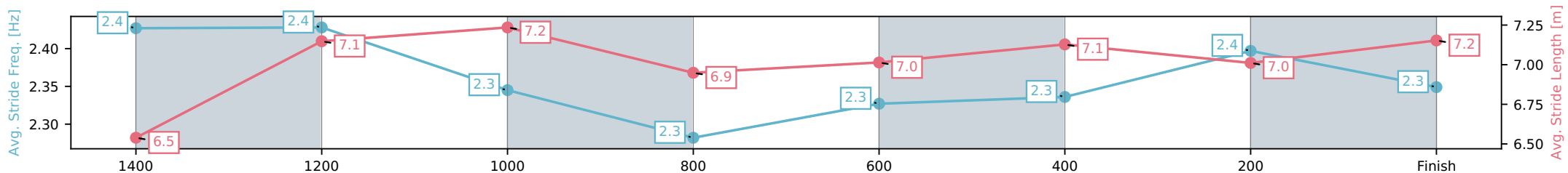
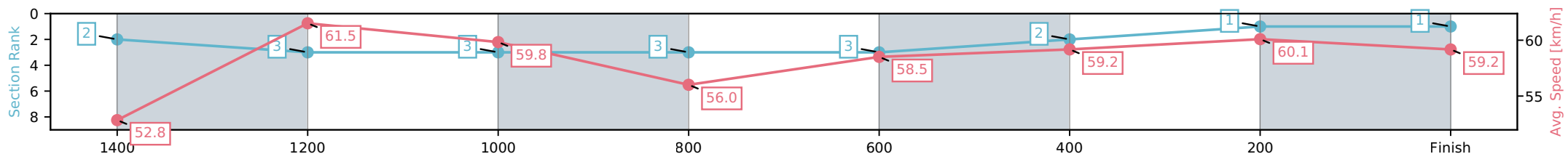
Toowoomba QLD --Professional-2026-05-23  
 Race 6: PLATINUM GLASS & SECURITY Class 3 Handicap - 1625m



23 May 2026 - 7:51PM

Track Rating: Good 4, Weather: Fine, Rail Position: +5m Entire Circuit

Section	L1625	L1400	L1200	L1000	L800	L600	L400	L200
Section Times	1:42.42 (0:16.62)	1:25.80 [2] (0:11.88)	1:13.92 [3] (0:12.05)	1:01.87 [3] (0:12.95)	0:48.92 [3] (0:12.38)	0:36.54 [3] (0:12.25)	0:24.28 [2] (0:12.08)	0:12.20 [1] (0:12.20)
Average Speed [km/h]	52.8	61.5	59.8	56.0	58.5	59.2	60.1	59.2
Top Speed [km/h]	64.4	63.6	60.8	57.1	59.7	59.7	60.6	60.2
Avg. Dist. to Rail [m]	4.1	2.5	2.9	2.3	1.9	1.3	2.3	0.9
Avg. Stride Freq. [Hz]	2.4	2.4	2.3	2.3	2.3	2.3	2.4	2.3
Avg. Stride Length [m]	6.5	7.1	7.2	6.9	7.0	7.1	7.0	7.2



[ ] Ranking at each section and finish  
 -.-.- No data available at this section  
 NA No data available

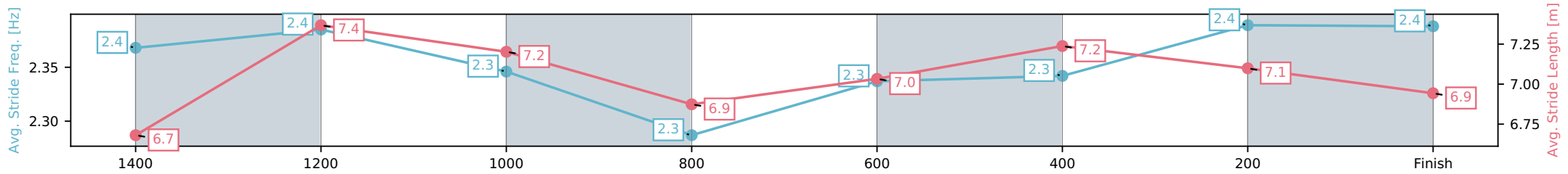
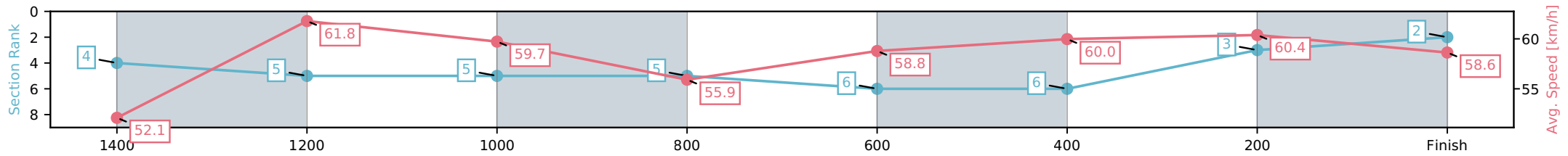
Horse/Jockey Name	Super Fair/Montana Philpot
Finish Rank	2
Fastest Section Time (Section)	0:11.82 (1400-1200)
Top Speed [km/h] (Section)	65.8 (1625 - 1400)
Race State	Finished



Toowoomba QLD --Professional-2026-05-23  
 Race 6: PLATINUM GLASS & SECURITY Class 3 Handicap - 1625m  
 23 May 2026 - 7:51PM  
 Track Rating: Good 4, Weather: Fine, Rail Position: +5m Entire Circuit



Section	L1625	L1400	L1200	L1000	L800	L600	L400	L200
Section Times	1:42.73 (0:16.86)	1:25.87 [4] (0:11.82)	1:14.05 [5] (0:12.10)	1:01.95 [5] (0:13.09)	0:48.86 [5] (0:12.43)	0:36.43 [6] (0:12.22)	0:24.21 [6] (0:11.99)	0:12.22 [3] (0:12.22)
Average Speed [km/h]	52.1	61.8	59.7	55.9	58.8	60.0	60.4	58.6
Top Speed [km/h]	65.8	64.4	60.6	58.4	60.8	60.8	61.2	59.8
Avg. Dist. to Rail [m]	4.9	2.6	5.0	4.8	4.1	3.4	2.2	2.6
Avg. Stride Freq. [Hz]	2.4	2.4	2.3	2.3	2.3	2.3	2.4	2.4
Avg. Stride Length [m]	6.7	7.4	7.2	6.9	7.0	7.2	7.1	6.9



Report Created: Sat 23 May 2026 (Note: Timing is based on positional data)

[ ] Ranking at each section and finish  
 -:-:- No data available at this section  
 NA No data available

Horse/Jockey Name	Go Maro/Fiona Sandkuhl
Finish Rank	3
Fastest Section Time (Section)	0:11.62 (1400-1200)
Top Speed [km/h] (Section)	65.3 (1625 - 1400)
Race State	Finished



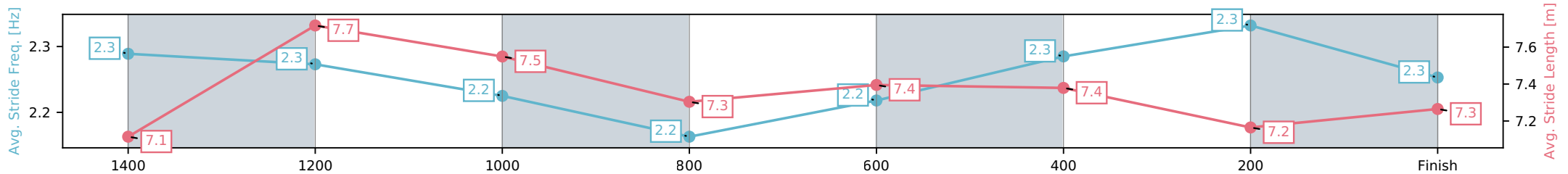
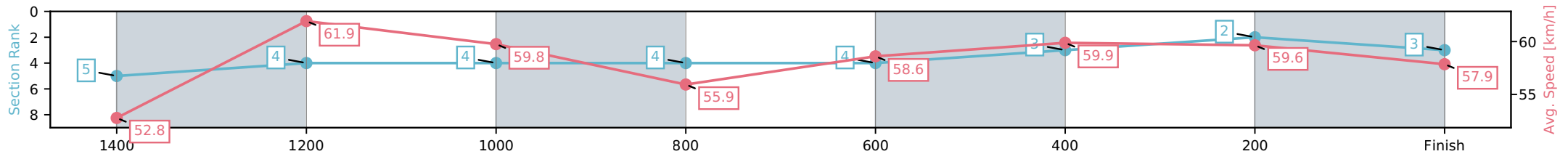
Toowoomba QLD --Professional-2026-05-23  
 Race 6: PLATINUM GLASS & SECURITY Class 3 Handicap - 1625m



23 May 2026 - 7:51PM

Track Rating: Good 4, Weather: Fine, Rail Position: +5m Entire Circuit

Section	L1625	L1400	L1200	L1000	L800	L600	L400	L200
Section Times	1:42.83 (0:16.98)	1:25.85 [5] (0:11.62)	1:14.23 [4] (0:12.05)	1:02.18 [4] (0:12.91)	0:49.27 [4] (0:12.38)	0:36.89 [4] (0:12.25)	0:24.64 [3] (0:12.21)	0:12.43 [2] (0:12.43)
Average Speed [km/h]	52.8	61.9	59.8	55.9	58.6	59.9	59.6	57.9
Top Speed [km/h]	65.3	63.8	60.7	57.9	59.5	60.7	60.1	58.9
Avg. Dist. to Rail [m]	6.1	0.5	0.7	0.8	2.4	3.6	3.7	4.3
Avg. Stride Freq. [Hz]	2.3	2.3	2.2	2.2	2.2	2.3	2.3	2.3
Avg. Stride Length [m]	7.1	7.7	7.5	7.3	7.4	7.4	7.2	7.3



[ ] Ranking at each section and finish  
 -:-:- No data available at this section  
 NA No data available

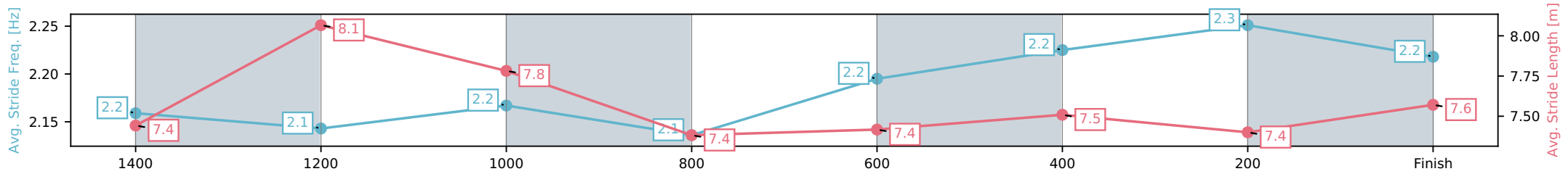
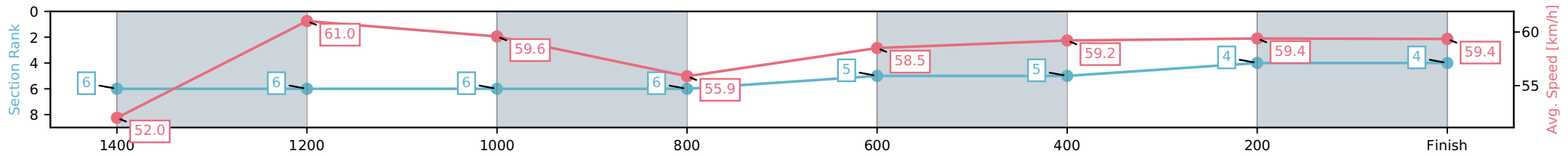
Horse/Jockey Name	Blumstien/Fred Larson
Finish Rank	4
Fastest Section Time (Section)	0:11.93 (1400-1200)
Top Speed [km/h] (Section)	64.9 (1625 - 1400)
Race State	Finished



Toowoomba QLD --Professional-2026-05-23  
 Race 6: PLATINUM GLASS & SECURITY Class 3 Handicap - 1625m  
 23 May 2026 - 7:51PM  
 Track Rating: Good 4, Weather: Fine, Rail Position: +5m Entire Circuit



Section	L1625	L1400	L1200	L1000	L800	L600	L400	L200
Section Times	1:42.94 (0:16.98)	1:25.96 [6] (0:11.93)	1:14.03 [6] (0:12.10)	1:01.94 [6] (0:12.90)	0:49.03 [6] (0:12.30)	0:36.74 [5] (0:12.20)	0:24.54 [5] (0:12.17)	0:12.36 [4] (0:12.36)
Average Speed [km/h]	52.0	61.0	59.6	55.9	58.5	59.2	59.4	59.4
Top Speed [km/h]	64.9	62.9	60.7	58.0	60.3	60.4	61.1	60.6
Avg. Dist. to Rail [m]	5.1	1.9	1.3	0.7	0.4	0.4	1.7	2.1
Avg. Stride Freq. [Hz]	2.2	2.1	2.2	2.1	2.2	2.2	2.3	2.2
Avg. Stride Length [m]	7.4	8.1	7.8	7.4	7.4	7.5	7.4	7.6



[ ] Ranking at each section and finish  
 -:-:- No data available at this section  
 NA No data available

Horse/Jockey Name	Good Philly/Aidan Keeley
Finish Rank	5
Fastest Section Time (Section)	0:11.80 (1400-1200)
Top Speed [km/h] (Section)	64.8 (1625 - 1400)
Race State	Finished



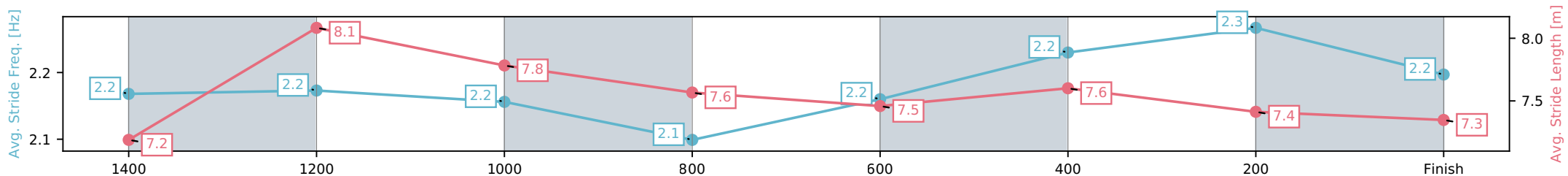
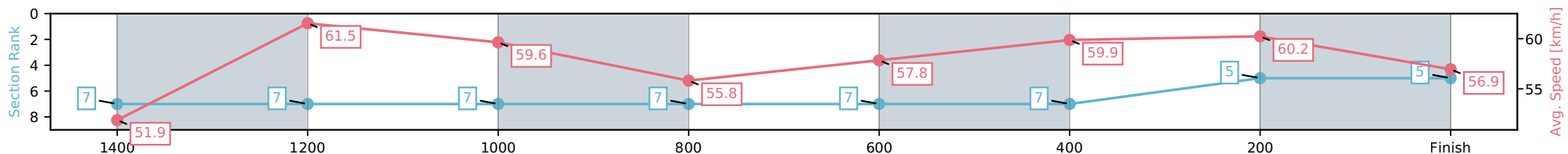
Toowoomba QLD --Professional-2026-05-23  
 Race 6: PLATINUM GLASS & SECURITY Class 3 Handicap - 1625m



23 May 2026 - 7:51PM

Track Rating: Good 4, Weather: Fine, Rail Position: +5m Entire Circuit

Section	L1625	L1400	L1200	L1000	L800	L600	L400	L200
Section Times	1:43.43 (0:17.25)	1:26.18 [7] (0:11.80)	1:14.38 [7] (0:12.10)	1:02.28 [7] (0:12.98)	0:49.30 [7] (0:12.50)	0:36.80 [7] (0:12.10)	0:24.70 [7] (0:12.05)	0:12.65 [5] (0:12.65)
Average Speed [km/h]	51.9	61.5	59.6	55.8	57.8	59.9	60.2	56.9
Top Speed [km/h]	64.8	63.8	60.3	58.8	59.7	60.3	61.1	58.9
Avg. Dist. to Rail [m]	7.3	1.6	2.5	2.1	1.6	1.0	2.6	2.3
Avg. Stride Freq. [Hz]	2.2	2.2	2.2	2.1	2.2	2.2	2.3	2.2
Avg. Stride Length [m]	7.2	8.1	7.8	7.6	7.5	7.6	7.4	7.3



- [ ] Ranking at each section and finish
- :-:- No data available at this section
- NA No data available

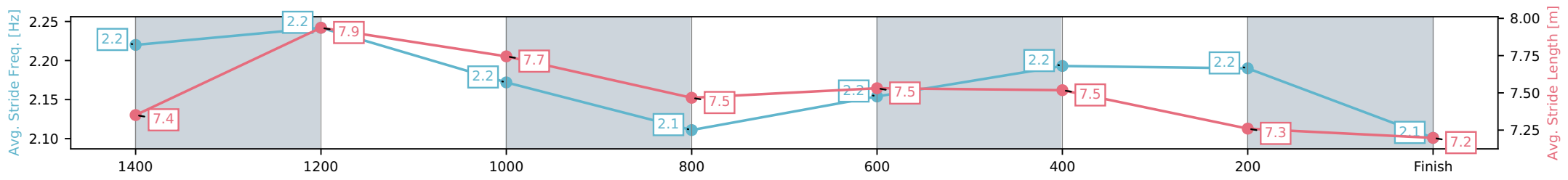
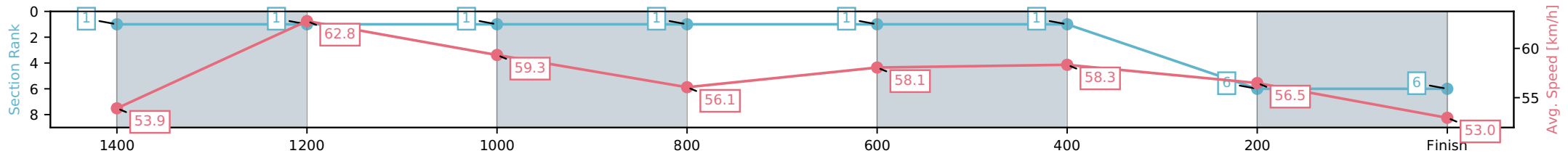
Horse/Jockey Name	Mystery Power/Damien Boche
Finish Rank	6
Fastest Section Time (Section)	0:11.54 (1400-1200)
Top Speed [km/h] (Section)	65.2 (1400-1200)
Race State	Finished



Toowoomba QLD --Professional-2026-05-23  
 Race 6: PLATINUM GLASS & SECURITY Class 3 Handicap - 1625m  
 23 May 2026 - 7:51PM  
 Track Rating: Good 4, Weather: Fine, Rail Position: +5m Entire Circuit



Section	L1625	L1400	L1200	L1000	L800	L600	L400	L200
Section Times	1:44.36 (0:16.54)	1:27.82 [1] (0:11.54)	1:16.27 [1] (0:12.14)	1:04.14 [1] (0:12.93)	0:51.20 [1] (0:12.45)	0:38.75 [1] (0:12.40)	0:26.35 [1] (0:12.78)	0:13.56 [6] (0:13.56)
Average Speed [km/h]	53.9	62.8	59.3	56.1	58.1	58.3	56.5	53.0
Top Speed [km/h]	65.2	65.2	60.9	56.8	58.9	58.9	57.4	55.8
Avg. Dist. to Rail [m]	5.9	1.3	1.4	1.4	1.4	1.1	0.6	0.2
Avg. Stride Freq. [Hz]	2.2	2.2	2.2	2.1	2.2	2.2	2.2	2.1
Avg. Stride Length [m]	7.4	7.9	7.7	7.5	7.5	7.5	7.3	7.2



Report Created: Sat 23 May 2026 (Note: Timing is based on positional data)

[ ] Ranking at each section and finish  
 -:-:- No data available at this section  
 NA No data available

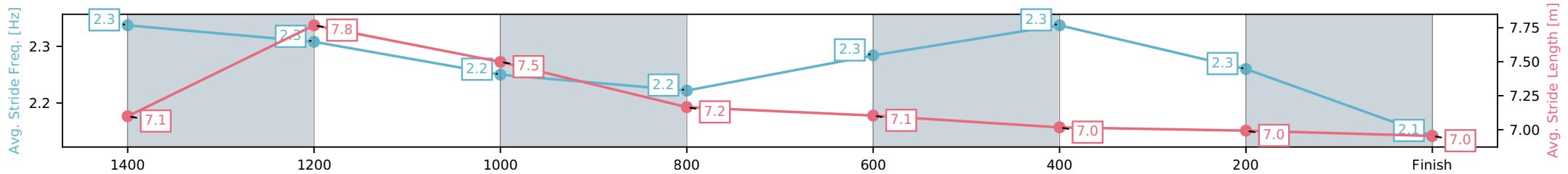
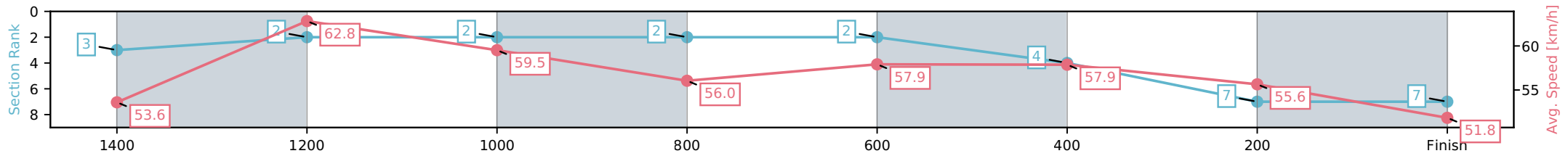
Horse/Jockey Name	Katerini/Karl Zechner
Finish Rank	7
Fastest Section Time (Section)	0:11.54 (1400-1200)
Top Speed [km/h] (Section)	66.5 (1625 - 1400)
Race State	Finished



Toowoomba QLD --Professional-2026-05-23  
 Race 6: PLATINUM GLASS & SECURITY Class 3 Handicap - 1625m  
 23 May 2026 - 7:51PM  
 Track Rating: Good 4, Weather: Fine, Rail Position: +5m Entire Circuit



Section	L1625	L1400	L1200	L1000	L800	L600	L400	L200
Section Times	1:45.26 (0:16.72)	1:28.54 [3] (0:11.54)	1:17.01 [2] (0:12.11)	1:04.90 [2] (0:12.91)	0:51.99 [2] (0:12.56)	0:39.44 [2] (0:12.58)	0:26.86 [4] (0:12.95)	0:13.91 [7] (0:13.91)
Average Speed [km/h]	53.6	62.8	59.5	56.0	57.9	57.9	55.6	51.8
Top Speed [km/h]	66.5	64.2	60.9	57.2	59.0	59.0	56.5	54.2
Avg. Dist. to Rail [m]	6.9	1.1	0.9	1.3	3.0	1.9	0.3	0.8
Avg. Stride Freq. [Hz]	2.3	2.3	2.2	2.2	2.3	2.3	2.3	2.1
Avg. Stride Length [m]	7.1	7.8	7.5	7.2	7.1	7.0	7.0	7.0



[ ] Ranking at each section and finish  
 -:-:- No data available at this section  
 NA No data available



# Toowoomba QLD

## Race 7: RDO EQUIPMENT JOHN DEERE Maiden Plate - 1890m

23 May 2026 - 8:21PM



Track Rating: Good 4, Weather: Fine, Rail Position: +5m Entire Circuit

Field Times (Race Tempo)                      2:04.10      1:41.25      1:30.05      1:17.95      1:05.66      0:52.60      0:39.88      0:27.03  
 (0:22.85)      (0:11.21)      (0:12.10)      (0:12.29)      (0:13.05)      (0:12.72)      (0:12.86)      (0:13.25)

Rank	TAB#	Horse	Overall Time	First 400m	Top Speed km/h (Section)	L1890	L1600	L1400	L1200	L1000	L800	L600	L400
	(BAR#)	Jockey	Margin (DT-W)	Last 600m	Fastest Section (Time)	Start - 1600	1600 - 1400	1400 - 1200	1200 - 1000	1000 - 800	800 - 600	600 - 400	400 - 200
1	3	Cryption's Desire	2:04.10	0:28.97	65.7 (1890 - 1600)	2:04.10	1:41.25 [1]	1:30.05 [1]	1:17.95 [1]	1:05.66 [1]	0:52.60 [1]	0:39.88 [1]	0:27.03 [1]
	(2)	Brandon Lerena		0:39.88	1600-1400 (0:11.21)	(0:22.85)	(0:11.21)	(0:12.10)	(0:12.29)	(0:13.05)	(0:12.72)	(0:12.86)	(0:13.25)
2	1	Four Dozen Oysters	2:04.55	0:30.11	66.1 (1600-1400)	2:04.55	1:40.56 [8]	1:29.44 [7]	1:17.35 [7]	1:05.02 [7]	0:52.34 [6]	0:39.65 [5]	0:26.63 [2]
	(6)	Nathan Fazackerley	2.6L (+3)	0:39.64	1600-1400 (0:11.13)	(0:23.99)	(0:11.13)	(0:12.09)	(0:12.33)	(0:12.68)	(0:12.70)	(0:13.01)	(0:13.32)
3	8	I'm So Elegant	2:04.68	0:30.37	66.6 (1600-1400)	2:04.68	1:40.40 [10]	1:29.34 [10]	1:17.24 [9]	1:04.83 [10]	0:52.10 [9]	0:39.47 [8]	0:26.48 [6]
	(10)	Nozi Tomizawa	3.4L (+25)	0:39.47	1600-1400 (0:11.07)	(0:24.28)	(0:11.07)	(0:12.10)	(0:12.41)	(0:12.73)	(0:12.64)	(0:12.99)	(0:13.05)
4	10	Strike Me Pink	2:04.82	0:30.07	65.2 (1600-1400)	2:04.82	1:40.89 [7]	1:29.67 [8]	1:17.54 [8]	1:05.24 [8]	0:52.26 [8]	0:39.52 [9]	0:26.48 [7]
	(5)	Gary Geran	4.2L (+18)	0:39.52	1600-1400 (0:11.22)	(0:23.93)	(0:11.22)	(0:12.13)	(0:12.30)	(0:12.98)	(0:12.73)	(0:13.04)	(0:13.14)
5	7	Flirting With Fire	2:05.06	0:30.30	65.8 (1600-1400)	2:05.06	1:40.86 [9]	1:29.76 [9]	1:17.55 [10]	1:05.28 [9]	0:52.41 [10]	0:39.62 [10]	0:26.68 [8]
	(9)	Fred Larson	5.6L (+15)	0:39.62	1600-1400 (0:11.10)	(0:24.20)	(0:11.10)	(0:12.21)	(0:12.28)	(0:12.87)	(0:12.79)	(0:12.94)	(0:13.16)
6	12	Ole Ali	2:05.63	0:29.65	64.1 (1600-1400)	2:05.63	1:42.15 [5]	1:30.90 [5]	1:18.81 [5]	1:06.32 [6]	0:53.37 [7]	0:40.71 [6]	0:27.52 [5]
	(1)	Aidan Keeley	9.0L (+8)	0:40.71	1600-1400 (0:11.25)	(0:23.48)	(0:11.25)	(0:12.10)	(0:12.49)	(0:12.95)	(0:12.66)	(0:13.19)	(0:13.64)
7	9	Fabara	2:06.58	0:29.42	65.3 (1890 - 1600)	2:06.58	1:43.44 [3]	1:32.12 [3]	1:20.00 [4]	1:07.67 [4]	0:54.77 [3]	0:41.90 [2]	0:28.60 [4]
	(4)	Montanna Savva	14.6L (+4)	0:41.91	1600-1400 (0:11.33)	(0:23.14)	(0:11.33)	(0:12.12)	(0:12.33)	(0:12.90)	(0:12.86)	(0:13.30)	(0:13.62)
8	11	Apollo Moon	2:07.10	0:29.70	64.9 (1600-1400)	2:07.10	1:43.58 [6]	1:32.32 [6]	1:20.27 [6]	1:07.92 [5]	0:54.91 [5]	0:41.92 [7]	0:28.29 [9]
	(3)	Corey Sutherland	17.6L (+17)	0:41.91	1600-1400 (0:11.25)	(0:23.52)	(0:11.25)	(0:12.05)	(0:12.35)	(0:13.02)	(0:12.99)	(0:13.62)	(0:13.68)
9	4	Jakebrake	2:07.75	0:29.42	65.7 (1600-1400)	2:07.75	1:44.47 [4]	1:33.27 [4]	1:21.18 [3]	1:08.84 [3]	0:55.84 [4]	0:43.00 [3]	0:29.82 [3]
	(7)	Kenji Yoshida	21.4L (+20)	0:42.99	1600-1400 (0:11.20)	(0:23.28)	(0:11.20)	(0:12.10)	(0:12.33)	(0:13.00)	(0:12.84)	(0:13.18)	(0:14.27)
10	2	Shintango	2:13.43	0:29.25	65.2 (1890 - 1600)	2:13.43	1:50.32 [2]	1:39.15 [2]	1:27.18 [2]	1:14.80 [2]	1:01.69 [2]	0:48.59 [4]	0:34.31 [10]
	(8)	Karl Zechner	54.9L (+5)	0:48.60	1600-1400 (0:11.17)	(0:23.11)	(0:11.17)	(0:11.97)	(0:12.38)	(0:13.11)	(0:13.10)	(0:14.29)	(0:16.36)

Scratched: Vega Sicilia (#5), Whatever You Think (#6), Waves Of Emocean (#13), Prechabull (#14)

Report Created: Sat 23 May 2026

(Note: Races are conducted over an approximate distance as close as possible to the advertised distance, and recorded data may vary accordingly. Official times refer to race times only and do not include handicap times.)

[ ] Position in running at each section and finish      TAB# Saddle cloth number

Fastest split

:-:-:- No data available at this section

BAR# Barrier/Gate Position

Fastest section

NA No data available

DNF Did not finish

DNT Did not track

DT-W Distance travelled compared to winner in metres



# Toowoomba QLD

## Race 7: RDO EQUIPMENT JOHN DEERE Maiden Plate - 1890m

23 May 2026 - 8:21PM



Track Rating: Good 4, Weather: Fine, Rail Position: +5m Entire Circuit

Field Times 0:13.77  
(Race Tempo) (0:13.77)

Rank	TAB#	Horse	Overall Time	First 400m	Top Speed km/h (Section)	L200									
	(BAR#)	Jockey	Margin (DT-W)	Last 600m	Fastest Section (Time)	200 - Finish									
1	3	Cryption's Desire	2:04.10	0:28.97	65.7 (1890 - 1600)	0:13.77 [1]									
	(2)	Brandon Lerena		0:39.88	1600-1400 (0:11.21)	(0:13.77)									
2	1	Four Dozen Oysters	2:04.55	0:30.11	66.1 (1600-1400)	0:13.31 [2]									
	(6)	Nathan Fazackerley	2.6L (+3)	0:39.64	1600-1400 (0:11.13)	(0:13.31)									
3	8	I'm So Elegant	2:04.68	0:30.37	66.6 (1600-1400)	0:13.43 [3]									
	(10)	Nozi Tomizawa	3.4L (+25)	0:39.47	1600-1400 (0:11.07)	(0:13.43)									
4	10	Strike Me Pink	2:04.82	0:30.07	65.2 (1600-1400)	0:13.34 [4]									
	(5)	Gary Geran	4.2L (+18)	0:39.52	1600-1400 (0:11.22)	(0:13.34)									
5	7	Flirting With Fire	2:05.06	0:30.30	65.8 (1600-1400)	0:13.52 [5]									
	(9)	Fred Larson	5.6L (+15)	0:39.62	1600-1400 (0:11.10)	(0:13.52)									
6	12	Ole Ali	2:05.63	0:29.65	64.1 (1600-1400)	0:13.88 [7]									
	(1)	Aidan Keeley	9.0L (+8)	0:40.71	1600-1400 (0:11.25)	(0:13.88)									
7	9	Fabara	2:06.58	0:29.42	65.3 (1890 - 1600)	0:14.99 [6]									
	(4)	Montanna Savva	14.6L (+4)	0:41.91	1600-1400 (0:11.33)	(0:14.99)									
8	11	Apollo Moon	2:07.10	0:29.70	64.9 (1600-1400)	0:14.61 [9]									
	(3)	Corey Sutherland	17.6L (+17)	0:41.91	1600-1400 (0:11.25)	(0:14.61)									
9	4	Jakebrake	2:07.75	0:29.42	65.7 (1600-1400)	0:15.54 [8]									
	(7)	Kenji Yoshida	21.4L (+20)	0:42.99	1600-1400 (0:11.20)	(0:15.54)									
10	2	Shintango	2:13.43	0:29.25	65.2 (1890 - 1600)	0:17.95 [10]									
	(8)	Karl Zechner	54.9L (+5)	0:48.60	1600-1400 (0:11.17)	(0:17.95)									

Scratched: Vega Sicilia (#5), Whatever You Think (#6), Waves Of Emocean (#13), Preachabull (#14)

Report Created: Sat 23 May 2026

(Note: Races are conducted over an approximate distance as close as possible to the advertised distance, and recorded data may vary accordingly. Official times refer to race times only and do not include handicap times.)

[ ] Position in running at each section and finish TAB# Saddle cloth number

:-:-- No data available at this section

NA No data available

DNT Did not track

BAR# Barrier/Gate Position

DNF Did not finish

DT-W Distance travelled compared to winner in metres

Fastest split

Fastest section

data processed by



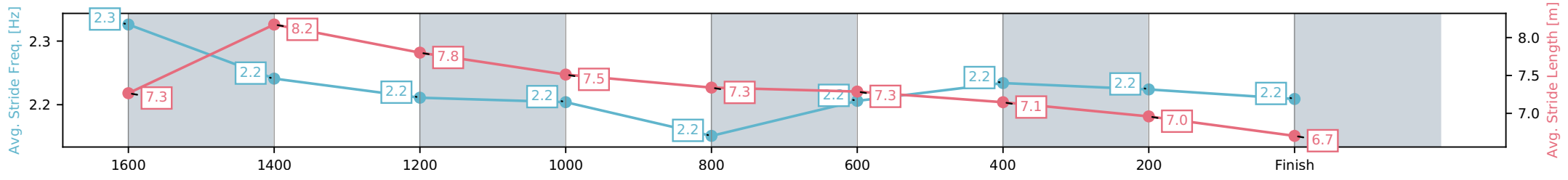
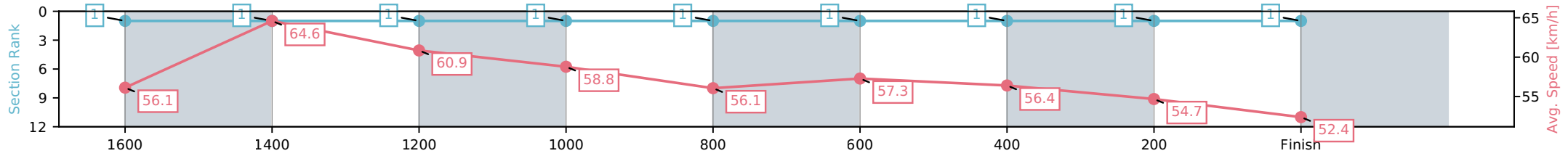
Horse/Jockey Name	Crypton's Desire/Brandon Lerena
Finish Rank	1
Fastest Section Time (Section)	0:11.21 (1600-1400)
Top Speed [km/h] (Section)	65.7 (1890 - 1600)
Race State	Finished



Toowoomba QLD --Professional-2026-05-23  
 Race 7: RDO EQUIPMENT JOHN DEERE Maiden Plate - 1890m  
 23 May 2026 - 8:21PM  
 Track Rating: Good 4, Weather: Fine, Rail Position: +5m Entire Circuit



Section	L1890	L1600	L1400	L1200	L1000	L800	L600	L400	L200
Section Times	2:04.10 (0:22.85)	1:41.25 [1] (0:11.21)	1:30.05 [1] (0:12.10)	1:17.95 [1] (0:12.29)	1:05.66 [1] (0:13.05)	0:52.60 [1] (0:12.72)	0:39.88 [1] (0:12.86)	0:27.03 [1] (0:13.25)	0:13.77 [1] (0:13.77)
Average Speed [km/h]	56.1	64.6	60.9	58.8	56.1	57.3	56.4	54.7	52.4
Top Speed [km/h]	65.7	65.5	63.4	59.6	58.1	58.5	58.0	55.8	53.3
Avg. Dist. to Rail [m]	4.5	2.4	4.2	5.5	4.5	3.7	1.8	1.2	1.4
Avg. Stride Freq. [Hz]	2.3	2.2	2.2	2.2	2.2	2.2	2.2	2.2	2.2
Avg. Stride Length [m]	7.3	8.2	7.8	7.5	7.3	7.3	7.1	7.0	6.7



[ ] Ranking at each section and finish  
 -:-:- No data available at this section  
 NA No data available

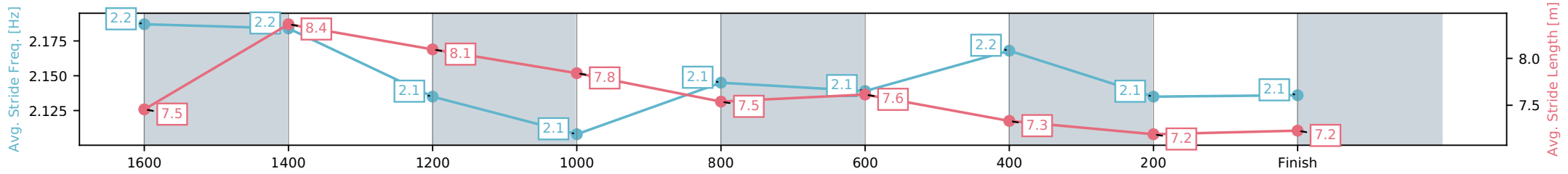
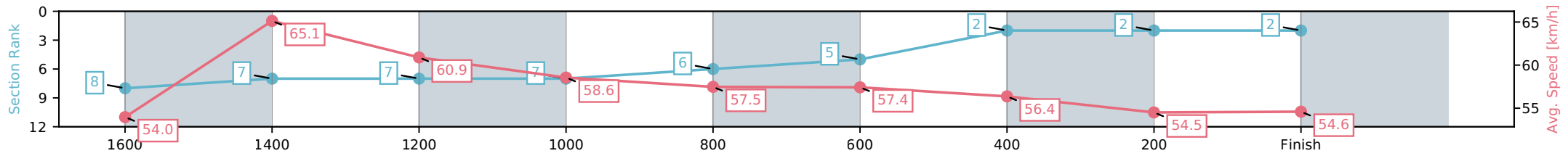
Horse/Jockey Name	Four Dozen Oysters/Nathan Fazackerley
Finish Rank	2
Fastest Section Time (Section)	0:11.13 (1600-1400)
Top Speed [km/h] (Section)	66.1 (1600-1400)
Race State	Finished



Toowoomba QLD --Professional-2026-05-23  
 Race 7: RDO EQUIPMENT JOHN DEERE Maiden Plate - 1890m  
 23 May 2026 - 8:21PM  
 Track Rating: Good 4, Weather: Fine, Rail Position: +5m Entire Circuit



Section	L1890	L1600	L1400	L1200	L1000	L800	L600	L400	L200
Section Times	2:04.55 (0:23.99)	1:40.56 [8] (0:11.13)	1:29.44 [7] (0:12.09)	1:17.35 [7] (0:12.33)	1:05.02 [7] (0:12.68)	0:52.34 [6] (0:12.70)	0:39.65 [5] (0:13.01)	0:26.63 [2] (0:13.32)	0:13.31 [2] (0:13.31)
Average Speed [km/h]	54.0	65.1	60.9	58.6	57.5	57.4	56.4	54.5	54.6
Top Speed [km/h]	64.4	66.1	63.2	60.2	58.5	58.6	57.4	55.6	55.6
Avg. Dist. to Rail [m]	3.9	2.8	3.8	3.6	3.0	4.1	3.7	1.8	0.4
Avg. Stride Freq. [Hz]	2.2	2.2	2.1	2.1	2.1	2.1	2.2	2.1	2.1
Avg. Stride Length [m]	7.5	8.4	8.1	7.8	7.5	7.6	7.3	7.2	7.2



[ ] Ranking at each section and finish  
 -:-:- No data available at this section  
 NA No data available

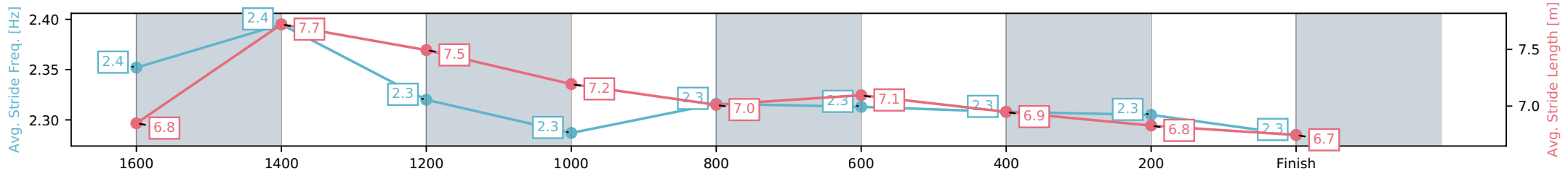
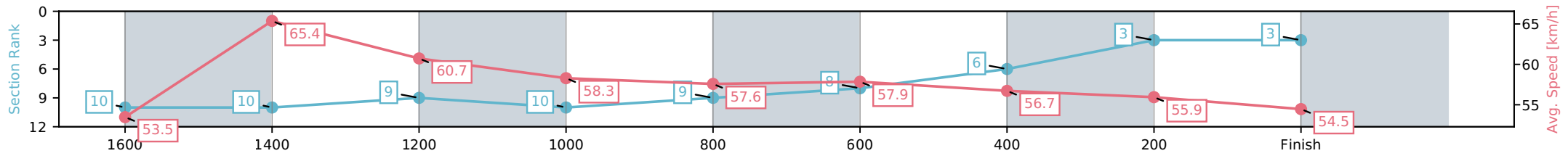
Horse/Jockey Name	I'm So Elegant/Nozi Tomizawa
Finish Rank	3
Fastest Section Time (Section)	0:11.07 (1600-1400)
Top Speed [km/h] (Section)	66.6 (1600-1400)
Race State	Finished



Toowoomba QLD --Professional-2026-05-23  
 Race 7: RDO EQUIPMENT JOHN DEERE Maiden Plate - 1890m  
 23 May 2026 - 8:21PM  
 Track Rating: Good 4, Weather: Fine, Rail Position: +5m Entire Circuit



Section	L1890	L1600	L1400	L1200	L1000	L800	L600	L400	L200
Section Times	2:04.68 (0:24.28)	1:40.40 [10] (0:11.07)	1:29.34 [10] (0:12.10)	1:17.24 [9] (0:12.41)	1:04.83 [10] (0:12.73)	0:52.10 [9] (0:12.64)	0:39.47 [8] (0:12.99)	0:26.48 [6] (0:13.05)	0:13.43 [3] (0:13.43)
Average Speed [km/h]	53.5	65.4	60.7	58.3	57.6	57.9	56.7	55.9	54.5
Top Speed [km/h]	63.9	66.6	63.0	59.7	58.8	58.5	57.8	56.4	55.6
Avg. Dist. to Rail [m]	4.4	1.7	3.8	5.5	5.0	4.7	4.1	4.7	4.2
Avg. Stride Freq. [Hz]	2.4	2.4	2.3	2.3	2.3	2.3	2.3	2.3	2.3
Avg. Stride Length [m]	6.8	7.7	7.5	7.2	7.0	7.1	6.9	6.8	6.7



Report Created: Sat 23 May 2026 (Note: Timing is based on positional data)

[ ] Ranking at each section and finish  
 -:-:- No data available at this section  
 NA No data available

Horse/Jockey Name	Strike Me Pink/Gary Geran
Finish Rank	4
Fastest Section Time (Section)	0:11.22 (1600-1400)
Top Speed [km/h] (Section)	65.2 (1600-1400)
Race State	Finished



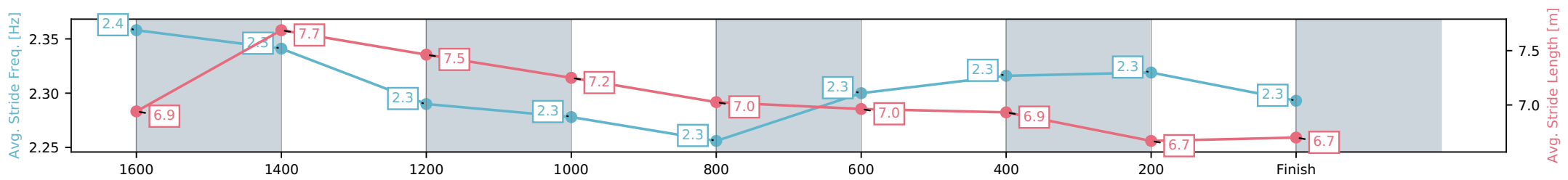
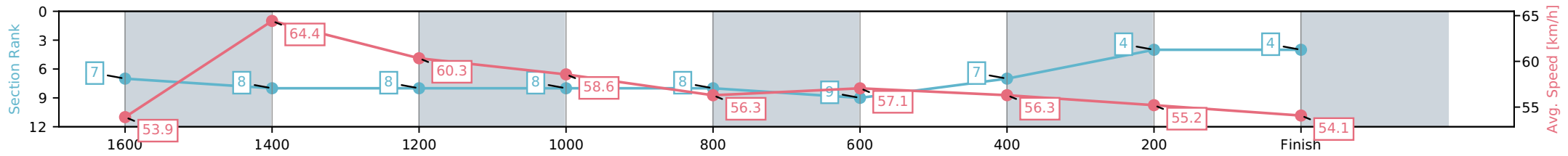
Toowoomba QLD --Professional-2026-05-23  
 Race 7: RDO EQUIPMENT JOHN DEERE Maiden Plate - 1890m



23 May 2026 - 8:21PM

Track Rating: Good 4, Weather: Fine, Rail Position: +5m Entire Circuit

Section	L1890	L1600	L1400	L1200	L1000	L800	L600	L400	L200
Section Times	2:04.82 (0:23.93)	1:40.89 [7] (0:11.22)	1:29.67 [8] (0:12.13)	1:17.54 [8] (0:12.30)	1:05.24 [8] (0:12.98)	0:52.26 [8] (0:12.73)	0:39.52 [9] (0:13.04)	0:26.48 [7] (0:13.14)	0:13.34 [4] (0:13.34)
Average Speed [km/h]	53.9	64.4	60.3	58.6	56.3	57.1	56.3	55.2	54.1
Top Speed [km/h]	64.4	65.2	62.1	59.5	58.5	57.9	59.5	56.7	55.3
Avg. Dist. to Rail [m]	4.1	1.2	3.1	3.3	3.4	3.2	3.7	2.3	1.2
Avg. Stride Freq. [Hz]	2.4	2.3	2.3	2.3	2.3	2.3	2.3	2.3	2.3
Avg. Stride Length [m]	6.9	7.7	7.5	7.2	7.0	7.0	6.9	6.7	6.7



[ ] Ranking at each section and finish  
 -:-:- No data available at this section  
 NA No data available

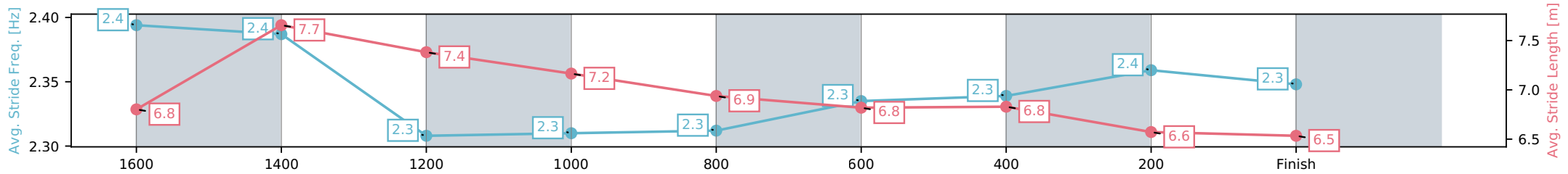
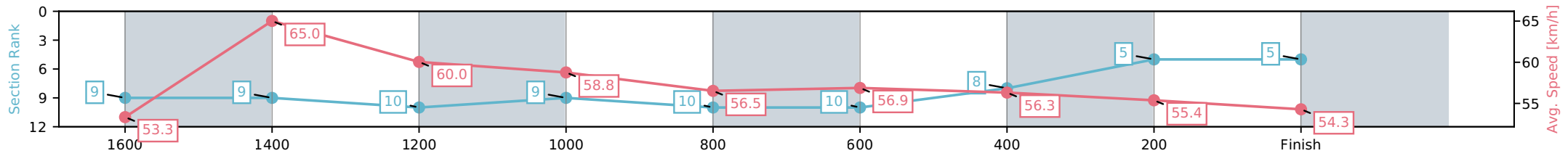
Horse/Jockey Name	Flirting With Fire/Fred Larson
Finish Rank	5
Fastest Section Time (Section)	0:11.10 (1600-1400)
Top Speed [km/h] (Section)	65.8 (1600-1400)
Race State	Finished



Toowoomba QLD --Professional-2026-05-23  
 Race 7: RDO EQUIPMENT JOHN DEERE Maiden Plate - 1890m  
 23 May 2026 - 8:21PM  
 Track Rating: Good 4, Weather: Fine, Rail Position: +5m Entire Circuit



Section	L1890	L1600	L1400	L1200	L1000	L800	L600	L400	L200
Section Times	2:05.06 (0:24.20)	1:40.86 [9] (0:11.10)	1:29.76 [9] (0:12.21)	1:17.55 [10] (0:12.28)	1:05.28 [9] (0:12.87)	0:52.41 [10] (0:12.79)	0:39.62 [10] (0:12.94)	0:26.68 [8] (0:13.16)	0:13.52 [5] (0:13.52)
Average Speed [km/h]	53.3	65.0	60.0	58.8	56.5	56.9	56.3	55.4	54.3
Top Speed [km/h]	64.0	65.8	62.0	59.4	58.8	58.3	58.0	56.8	55.3
Avg. Dist. to Rail [m]	4.1	1.3	3.3	3.3	2.8	3.4	2.4	3.7	3.8
Avg. Stride Freq. [Hz]	2.4	2.4	2.3	2.3	2.3	2.3	2.3	2.4	2.3
Avg. Stride Length [m]	6.8	7.7	7.4	7.2	6.9	6.8	6.8	6.6	6.5



Report Created: Sat 23 May 2026 (Note: Timing is based on positional data)

[ ] Ranking at each section and finish  
 -:-:- No data available at this section  
 NA No data available

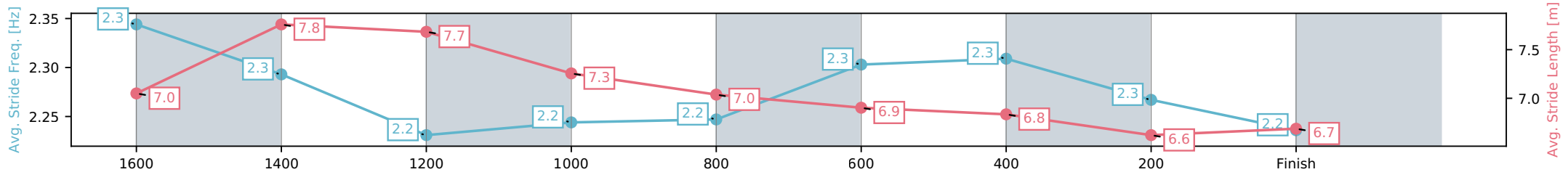
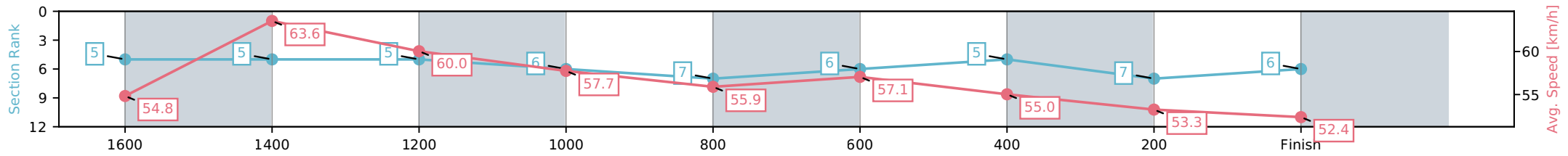
Horse/Jockey Name	Ole Ali/Aidan Keeley
Finish Rank	6
Fastest Section Time (Section)	0:11.25 (1600-1400)
Top Speed [km/h] (Section)	64.1 (1600-1400)
Race State	Finished



Toowoomba QLD --Professional-2026-05-23  
 Race 7: RDO EQUIPMENT JOHN DEERE Maiden Plate - 1890m  
 23 May 2026 - 8:21PM  
 Track Rating: Good 4, Weather: Fine, Rail Position: +5m Entire Circuit



Section	L1890	L1600	L1400	L1200	L1000	L800	L600	L400	L200
Section Times	2:05.63 (0:23.48)	1:42.15 [5] (0:11.25)	1:30.90 [5] (0:12.10)	1:18.81 [5] (0:12.49)	1:06.32 [6] (0:12.95)	0:53.37 [7] (0:12.66)	0:40.71 [6] (0:13.19)	0:27.52 [5] (0:13.64)	0:13.88 [7] (0:13.88)
Average Speed [km/h]	54.8	63.6	60.0	57.7	55.9	57.1	55.0	53.3	52.4
Top Speed [km/h]	64.0	64.1	63.2	58.4	57.4	58.2	57.4	54.3	53.9
Avg. Dist. to Rail [m]	4.0	1.4	1.6	2.8	1.7	0.8	1.2	3.1	2.8
Avg. Stride Freq. [Hz]	2.3	2.3	2.2	2.2	2.2	2.3	2.3	2.3	2.2
Avg. Stride Length [m]	7.0	7.8	7.7	7.3	7.0	6.9	6.8	6.6	6.7



Report Created: Sat 23 May 2026 (Note: Timing is based on positional data)

[ ] Ranking at each section and finish  
 -:-:- No data available at this section  
 NA No data available

Horse/Jockey Name	Fabara/Montanna Savva
Finish Rank	7
Fastest Section Time (Section)	0:11.33 (1600-1400)
Top Speed [km/h] (Section)	65.3 (1890 - 1600)
Race State	Finished



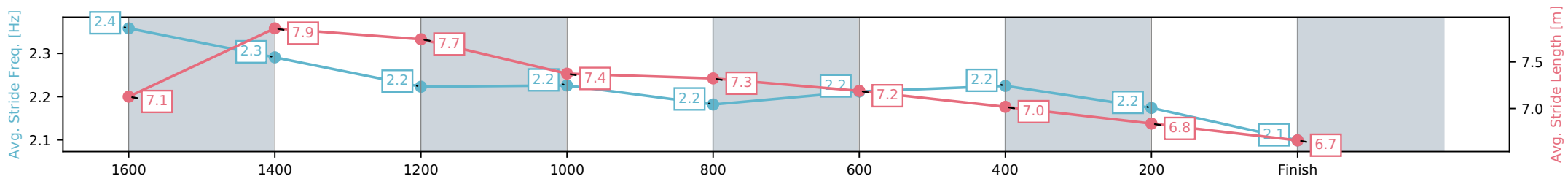
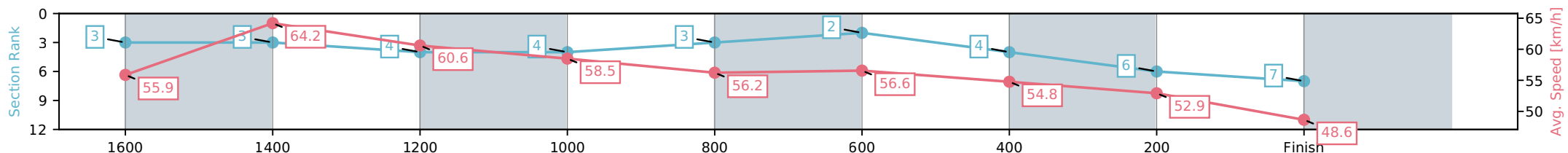
Toowoomba QLD --Professional-2026-05-23  
 Race 7: RDO EQUIPMENT JOHN DEERE Maiden Plate - 1890m



23 May 2026 - 8:21PM

Track Rating: Good 4, Weather: Fine, Rail Position: +5m Entire Circuit

Section	L1890	L1600	L1400	L1200	L1000	L800	L600	L400	L200
Section Times	2:06.58 (0:23.14)	1:43.44 [3] (0:11.33)	1:32.12 [3] (0:12.12)	1:20.00 [4] (0:12.33)	1:07.67 [4] (0:12.90)	0:54.77 [3] (0:12.86)	0:41.90 [2] (0:13.30)	0:28.60 [4] (0:13.62)	0:14.99 [6] (0:14.99)
Average Speed [km/h]	55.9	64.2	60.6	58.5	56.2	56.6	54.8	52.9	48.6
Top Speed [km/h]	65.3	64.8	64.0	59.0	58.0	57.5	57.0	53.9	51.2
Avg. Dist. to Rail [m]	4.0	3.3	3.4	3.6	1.9	3.5	2.2	0.6	0.6
Avg. Stride Freq. [Hz]	2.4	2.3	2.2	2.2	2.2	2.2	2.2	2.2	2.1
Avg. Stride Length [m]	7.1	7.9	7.7	7.4	7.3	7.2	7.0	6.8	6.7



- [ ] Ranking at each section and finish
- :-:- No data available at this section
- NA No data available

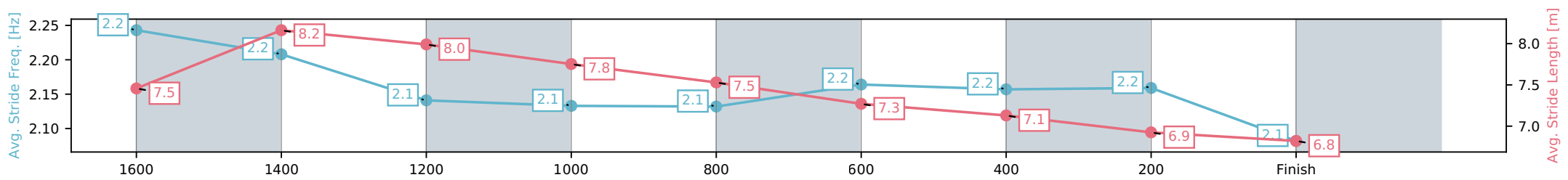
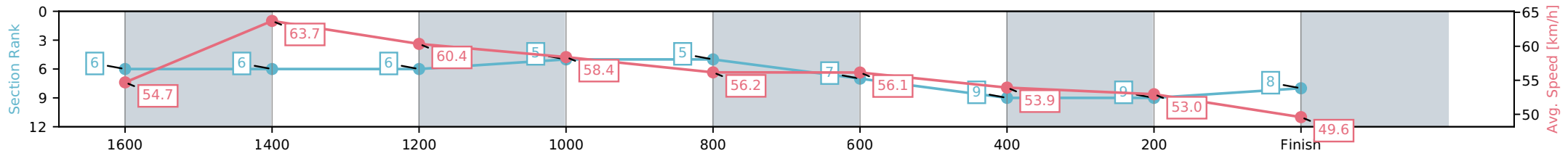
Horse/Jockey Name	Apollo Moon/Corey Sutherland
Finish Rank	8
Fastest Section Time (Section)	0:11.25 (1600-1400)
Top Speed [km/h] (Section)	64.9 (1600-1400)
Race State	Finished



Toowoomba QLD --Professional-2026-05-23  
 Race 7: RDO EQUIPMENT JOHN DEERE Maiden Plate - 1890m  
 23 May 2026 - 8:21PM  
 Track Rating: Good 4, Weather: Fine, Rail Position: +5m Entire Circuit



Section	L1890	L1600	L1400	L1200	L1000	L800	L600	L400	L200
Section Times	2:07.10 (0:23.52)	1:43.58 [6] (0:11.25)	1:32.32 [6] (0:12.05)	1:20.27 [6] (0:12.35)	1:07.92 [5] (0:13.02)	0:54.91 [5] (0:12.99)	0:41.92 [7] (0:13.62)	0:28.29 [9] (0:13.68)	0:14.61 [9] (0:14.61)
Average Speed [km/h]	54.7	63.7	60.4	58.4	56.2	56.1	53.9	53.0	49.6
Top Speed [km/h]	64.8	64.9	62.7	58.8	57.7	56.5	56.0	54.1	51.4
Avg. Dist. to Rail [m]	3.8	0.9	1.8	3.9	4.0	4.2	3.7	2.3	2.4
Avg. Stride Freq. [Hz]	2.2	2.2	2.1	2.1	2.1	2.2	2.2	2.2	2.1
Avg. Stride Length [m]	7.5	8.2	8.0	7.8	7.5	7.3	7.1	6.9	6.8



[ ] Ranking at each section and finish  
 -:-:- No data available at this section  
 NA No data available

Horse/Jockey Name	Jakebrake/Kenji Yoshida
Finish Rank	9
Fastest Section Time (Section)	0:11.20 (1600-1400)
Top Speed [km/h] (Section)	65.7 (1600-1400)
Race State	Finished



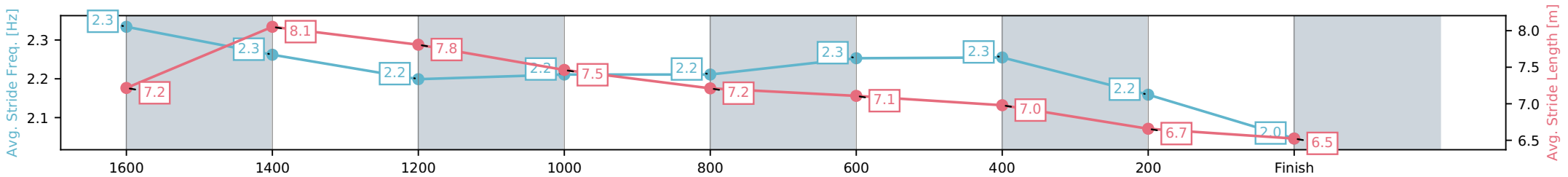
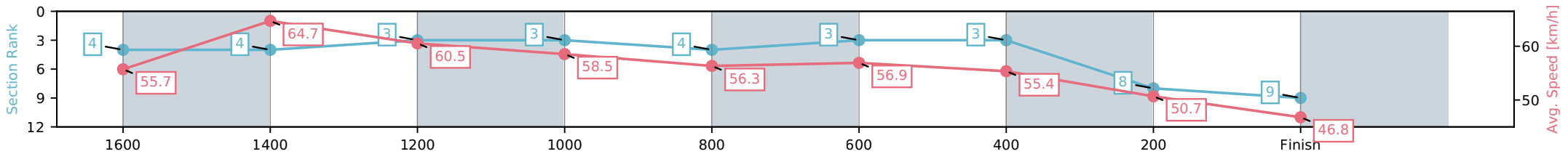
Toowoomba QLD --Professional-2026-05-23  
 Race 7: RDO EQUIPMENT JOHN DEERE Maiden Plate - 1890m



23 May 2026 - 8:21PM

Track Rating: Good 4, Weather: Fine, Rail Position: +5m Entire Circuit

Section	L1890	L1600	L1400	L1200	L1000	L800	L600	L400	L200
Section Times	2:07.75 (0:23.28)	1:44.47 [4] (0:11.20)	1:33.27 [4] (0:12.10)	1:21.18 [3] (0:12.33)	1:08.84 [3] (0:13.00)	0:55.84 [4] (0:12.84)	0:43.00 [3] (0:13.18)	0:29.82 [3] (0:14.27)	0:15.54 [8] (0:15.54)
Average Speed [km/h]	55.7	64.7	60.5	58.5	56.3	56.9	55.4	50.7	46.8
Top Speed [km/h]	65.1	65.7	62.5	58.9	57.9	57.4	57.7	52.6	48.7
Avg. Dist. to Rail [m]	4.4	1.9	3.2	4.6	5.0	4.3	2.6	1.7	0.8
Avg. Stride Freq. [Hz]	2.3	2.3	2.2	2.2	2.2	2.3	2.3	2.2	2.0
Avg. Stride Length [m]	7.2	8.1	7.8	7.5	7.2	7.1	7.0	6.7	6.5



[ ] Ranking at each section and finish  
 -:-:- No data available at this section  
 NA No data available

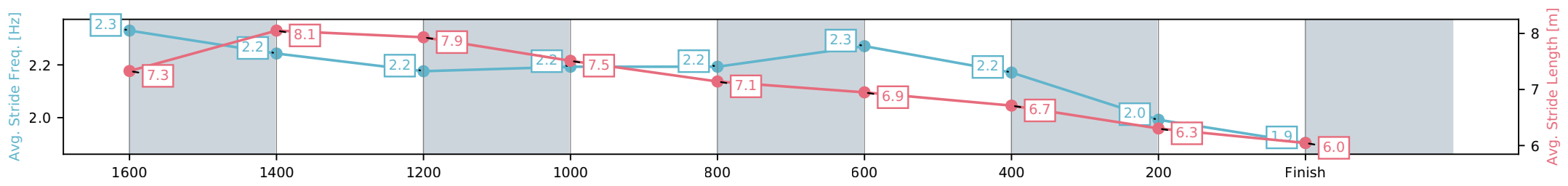
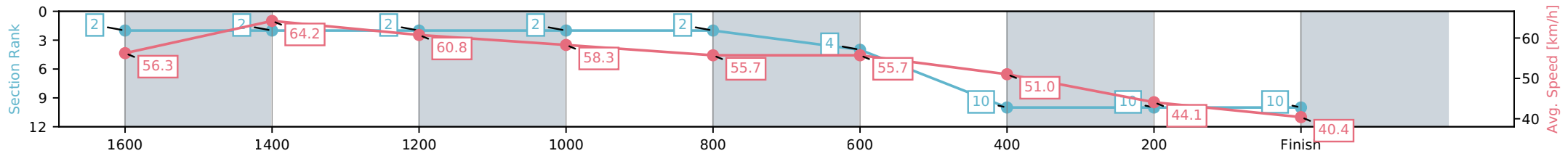
Horse/Jockey Name	Shintango/Karl Zechner
Finish Rank	10
Fastest Section Time (Section)	0:11.17 (1600-1400)
Top Speed [km/h] (Section)	65.2 (1890 - 1600)
Race State	Finished



Toowoomba QLD --Professional-2026-05-23  
 Race 7: RDO EQUIPMENT JOHN DEERE Maiden Plate - 1890m  
 23 May 2026 - 8:21PM  
 Track Rating: Good 4, Weather: Fine, Rail Position: +5m Entire Circuit



Section	L1890	L1600	L1400	L1200	L1000	L800	L600	L400	L200
Section Times	2:13.43 (0:23.11)	1:50.32 [2] (0:11.17)	1:39.15 [2] (0:11.97)	1:27.18 [2] (0:12.38)	1:14.80 [2] (0:13.11)	1:01.69 [2] (0:13.10)	0:48.59 [4] (0:14.29)	0:34.31 [10] (0:16.36)	0:17.95 [10] (0:17.95)
Average Speed [km/h]	56.3	64.2	60.8	58.3	55.7	55.7	51.0	44.1	40.4
Top Speed [km/h]	65.2	64.7	63.7	59.8	57.0	57.5	54.3	47.5	42.3
Avg. Dist. to Rail [m]	5.0	0.3	1.6	4.3	4.3	4.2	2.4	1.1	2.6
Avg. Stride Freq. [Hz]	2.3	2.2	2.2	2.2	2.2	2.3	2.2	2.0	1.9
Avg. Stride Length [m]	7.3	8.1	7.9	7.5	7.1	6.9	6.7	6.3	6.0



[ ] Ranking at each section and finish  
 -.-.- No data available at this section  
 NA No data available



# Toowoomba QLD

Race 8: GERRY BROWN'S SHELVING & STORAGE Maiden Plate - 1200m

23 May 2026 - 8:53PM

Track Rating: Good 4, Weather: Fine, Rail Position: +5m Entire Circuit



Field Times	1:15.85	1:01.54	0:49.73	0:37.66	0:25.54	0:13.23
(Race Tempo)	(0:14.31)	(0:11.81)	(0:12.07)	(0:12.12)	(0:12.30)	(0:13.23)

Rank	TAB#	Horse	Overall Time	First 400m	Top Speed km/h (Section)	L1200	L1000	L800	L600	L400	L200		
	(BAR#)	Jockey	Margin (DT-W)	Last 600m	Fastest Section (Time)	Start - 1000	1000 - 800	800 - 600	600 - 400	400 - 200	200 - Finish		
1	3	Lope By Night	1:15.85	0:26.12	66.8 (1200 - 1000)	1:15.85	1:01.54 [1]	0:49.73 [1]	0:37.66 [1]	0:25.54 [1]	0:13.24 [1]		
	(10)	Olivia Kendal		0:37.66	1000-800 (0:11.81)	(0:14.31)	(0:11.81)	(0:12.07)	(0:12.12)	(0:12.30)	(0:13.24)		
2	9	Markham Miss	1:16.04	0:26.48	64.1 (1000-800)	1:16.04	1:01.21 [6]	0:49.56 [5]	0:37.58 [5]	0:25.49 [3]	0:13.30 [2]		
	(2)	Gary Geran	1.1L (-9)	0:37.58	1000-800 (0:11.65)	(0:14.83)	(0:11.65)	(0:11.98)	(0:12.09)	0:12.19	(0:13.30)		
3	8	Jelaila	1:16.18	0:26.15	66.6 (1200 - 1000)	1:16.18	1:01.81 [2]	0:50.03 [2]	0:37.95 [2]	0:25.78 [2]	0:13.38 [3]		
	(5)	Hannah Richardson	1.9L (-11)	0:37.94	1000-800 (0:11.78)	(0:14.37)	(0:11.78)	(0:12.09)	(0:12.16)	(0:12.40)	(0:13.38)		
4	10	Offside	1:16.48	0:26.63	64.8 (1200 - 1000)	1:16.48	1:01.45 [8]	0:49.86 [7]	0:37.92 [6]	0:25.77 [5]	0:13.21 [4]		
	(1)	Georgina Cartwright	3.7L (-10)	0:37.92	1000-800 (0:11.60)	(0:15.03)	(0:11.60)	(0:11.94)	(0:12.15)	(0:12.56)	(0:13.21)		
5	14	Belle Francais	1:16.60	0:27.01	64.7 (1200 - 1000)	1:16.60	1:01.39 [9]	0:49.59 [9]	0:37.63 [9]	0:25.31 [9]	0:12.91 [8]		
	(9)	Damien Boche	4.4L (-4)	0:37.63	1000-800 (0:11.80)	(0:15.21)	(0:11.80)	(0:11.96)	(0:12.32)	(0:12.40)	0:12.91		
6	1	Just Free Loading	1:16.70	0:26.24	66.6 (1200 - 1000)	1:16.70	1:02.15 [3]	0:50.46 [3]	0:38.37 [3]	0:26.09 [4]	0:13.24 [5]		
	(3)	Michael Murphy	5.0L (-3)	0:38.37	1000-800 (0:11.69)	(0:14.55)	(0:11.69)	(0:12.09)	(0:12.28)	(0:12.85)	(0:13.24)		
7	2	Kickstart	1:17.28	0:27.44	65.7 (1000-800)	1:17.28	1:01.36 [10]	0:49.84 [10]	0:38.01 [10]	0:26.14 [8]	0:13.66 [7]		
	(7)	Julie Busuttin	8.4L (+4)	0:38.02	1000-800 (0:11.52)	(0:15.92)	0:11.52	0:11.83	0:11.88	0:12.48	0:13.66		
8	15	Love To Be Proud	1:17.53	0:26.67	64.7 (1200 - 1000)	1:17.53	1:02.54 [7]	0:50.87 [8]	0:38.91 [7]	0:26.61 [6]	0:13.92 [6]		
	(6)	Montanna Savva	9.9L (-5)	0:38.91	1000-800 (0:11.68)	(0:14.99)	(0:11.68)	(0:11.96)	(0:12.30)	(0:12.69)	(0:13.92)		
9	5	Royal Drama	1:18.01	0:26.58	64.6 (1000-800)	1:18.01	1:03.19 [5]	0:51.43 [6]	0:39.26 [8]	0:26.63 [10]	0:13.80 [10]		
	(8)	Nozi Tomizawa	12.7L (-4)	0:39.26	1000-800 (0:11.76)	(0:14.82)	(0:11.76)	(0:12.18)	(0:12.63)	(0:12.83)	(0:13.80)		
10	11	Regal Rina	1:19.50	0:26.38	65.4 (1200 - 1000)	1:19.50	1:04.85 [4]	0:53.13 [4]	0:41.12 [4]	0:28.53 [7]	0:15.60 [9]		
	(4)	Fred Larson	21.5L (-5)	0:41.12	1000-800 (0:11.73)	(0:14.65)	(0:11.73)	(0:12.01)	(0:12.59)	(0:12.93)	(0:15.60)		

Scratched: English Conqueror (#4), Too Darn Smart (#6), Demes Girl (#7), Piereva (#12), Yakitori (#13)

Report Created: Sat 23 May 2026

(Note: Races are conducted over an approximate distance as close as possible to the advertised distance, and recorded data may vary accordingly. Official times refer to race times only and do not include handicap times.)

[ ] Position in running at each section and finish  
 -:-- No data available at this section  
 NA No data available  
 DNT Did not track

TAB# Saddle cloth number  
 BAR# Barrier/Gate Position  
 DNF Did not finish  
 DT-W Distance travelled compared to winner in metres

Fastest split  
 Fastest section

data processed by TRIPLESDATA

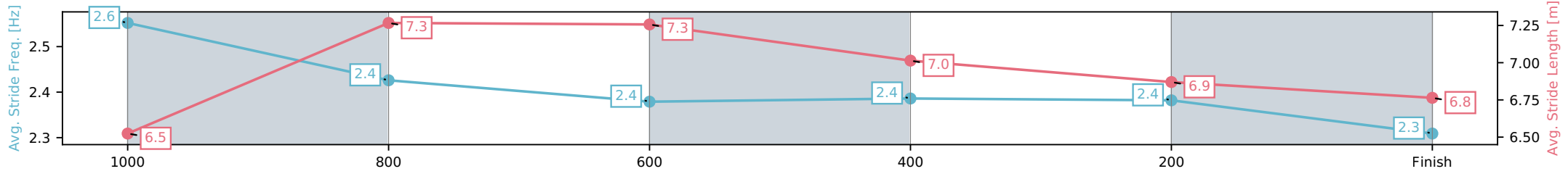

Horse/Jockey Name	Lope By Night/Olivia Kendal
Finish Rank	1
Fastest Section Time (Section)	0:11.81 (1000-800)
Top Speed [km/h] (Section)	66.8 (1200 - 1000)
Race State	Finished



Toowoomba QLD --Professional-2026-05-23  
 Race 8: GERRY BROWN'S SHELIVING & STORAGE Maiden Plate - 1200m  
 23 May 2026 - 8:53PM  
 Track Rating: Good 4, Weather: Fine, Rail Position: +5m Entire Circuit



Section	L1200	L1000	L800	L600	L400	L200
Section Times	1:15.85 (0:14.31)	1:01.54 [1] (0:11.81)	0:49.73 [1] (0:12.07)	0:37.66 [1] (0:12.12)	0:25.54 [1] (0:12.30)	0:13.24 [1] (0:13.24)
Average Speed [km/h]	54.7	62.9	60.9	59.8	58.2	54.7
Top Speed [km/h]	66.8	64.7	63.7	60.4	58.7	57.8
Avg. Dist. to Rail [m]	17.9	9.7	4.9	1.6	0.9	0.7
Avg. Stride Freq. [Hz]	2.6	2.4	2.4	2.4	2.4	2.3
Avg. Stride Length [m]	6.5	7.3	7.3	7.0	6.9	6.8



[ ] Ranking at each section and finish  
 -:-:- No data available at this section  
 NA No data available

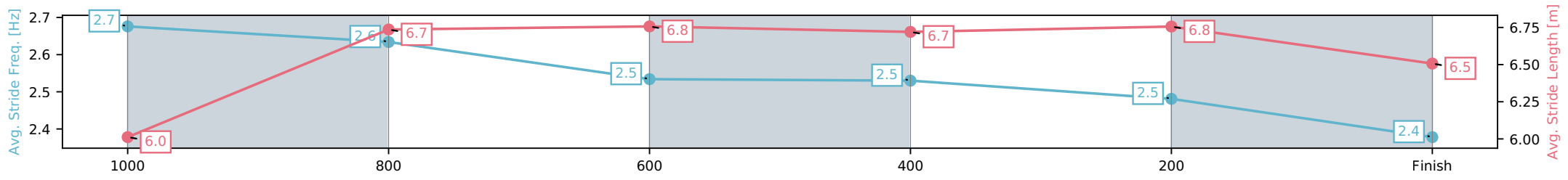
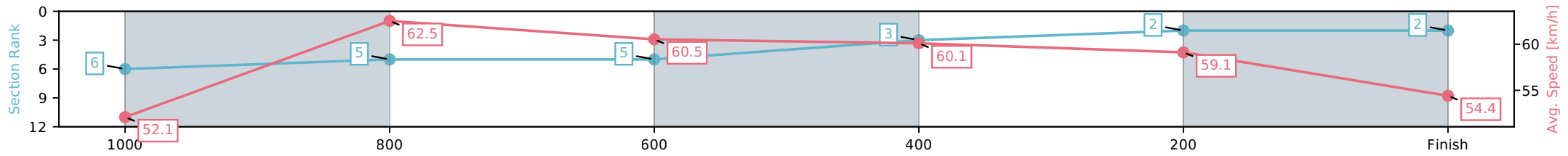
Horse/Jockey Name	Markham Miss/Gary Geran
Finish Rank	2
Fastest Section Time (Section)	0:11.65 (1000-800)
Top Speed [km/h] (Section)	64.1 (1000-800)
Race State	Finished



Toowoomba QLD --Professional-2026-05-23  
 Race 8: GERRY BROWN'S SHELVING & STORAGE Maiden Plate - 1200m  
 23 May 2026 - 8:53PM  
 Track Rating: Good 4, Weather: Fine, Rail Position: +5m Entire Circuit



Section	L1200	L1000	L800	L600	L400	L200
Section Times	1:16.04 (0:14.83)	1:01.21 [6] (0:11.65)	0:49.56 [5] (0:11.98)	0:37.58 [5] (0:12.09)	0:25.49 [3] (0:12.19)	0:13.30 [2] (0:13.30)
Average Speed [km/h]	52.1	62.5	60.5	60.1	59.1	54.4
Top Speed [km/h]	64.0	64.1	62.0	61.2	60.9	56.9
Avg. Dist. to Rail [m]	5.4	3.2	2.4	1.9	1.3	2.4
Avg. Stride Freq. [Hz]	2.7	2.6	2.5	2.5	2.5	2.4
Avg. Stride Length [m]	6.0	6.7	6.8	6.7	6.8	6.5



[ ] Ranking at each section and finish  
 -.-.- No data available at this section  
 NA No data available

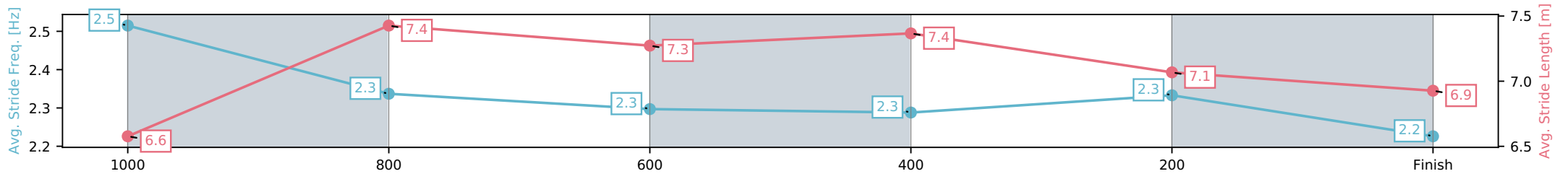
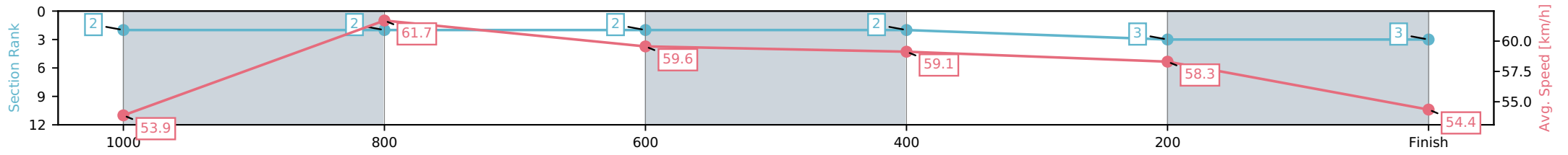
Horse/Jockey Name	Jelaila/Hannah Richardson
Finish Rank	3
Fastest Section Time (Section)	0:11.78 (1000-800)
Top Speed [km/h] (Section)	66.6 (1200 - 1000)
Race State	Finished



Toowoomba QLD --Professional-2026-05-23  
 Race 8: GERRY BROWN'S SHELVING & STORAGE Maiden Plate - 1200m  
 23 May 2026 - 8:53PM  
 Track Rating: Good 4, Weather: Fine, Rail Position: +5m Entire Circuit



Section	L1200	L1000	L800	L600	L400	L200
Section Times	1:16.18 (0:14.37)	1:01.81 [2] (0:11.78)	0:50.03 [2] (0:12.09)	0:37.95 [2] (0:12.16)	0:25.78 [2] (0:12.40)	0:13.38 [3] (0:13.38)
Average Speed [km/h]	53.9	61.7	59.6	59.1	58.3	54.4
Top Speed [km/h]	66.6	62.6	61.1	59.4	59.3	56.5
Avg. Dist. to Rail [m]	7.3	2.5	0.4	0.2	1.6	0.9
Avg. Stride Freq. [Hz]	2.5	2.3	2.3	2.3	2.3	2.2
Avg. Stride Length [m]	6.6	7.4	7.3	7.4	7.1	6.9



[ ] Ranking at each section and finish  
 -:-:- No data available at this section  
 NA No data available

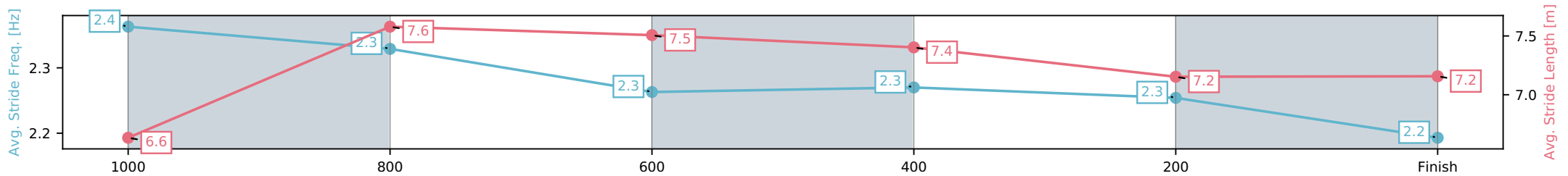
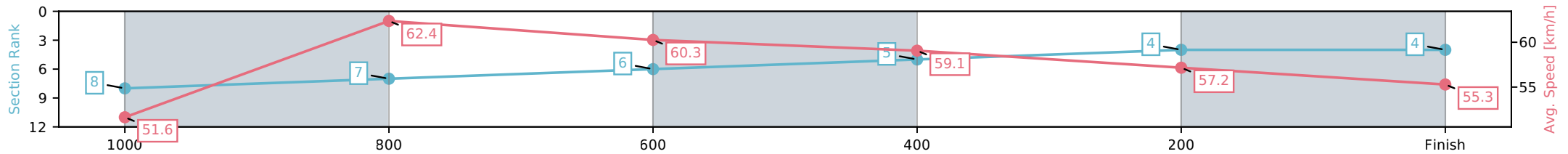
Horse/Jockey Name	Offside/Georgina Cartwright
Finish Rank	4
Fastest Section Time (Section)	0:11.60 (1000-800)
Top Speed [km/h] (Section)	64.8 (1200 - 1000)
Race State	Finished



Toowoomba QLD --Professional-2026-05-23  
 Race 8: GERRY BROWN'S SHELVING & STORAGE Maiden Plate - 1200m  
 23 May 2026 - 8:53PM  
 Track Rating: Good 4, Weather: Fine, Rail Position: +5m Entire Circuit



Section	L1200	L1000	L800	L600	L400	L200
Section Times	1:16.48 (0:15.03)	1:01.45 [8] (0:11.60)	0:49.86 [7] (0:11.94)	0:37.92 [6] (0:12.15)	0:25.77 [5] (0:12.56)	0:13.21 [4] (0:13.21)
Average Speed [km/h]	51.6	62.4	60.3	59.1	57.2	55.3
Top Speed [km/h]	64.8	64.4	61.1	60.6	58.1	56.9
Avg. Dist. to Rail [m]	4.4	1.6	0.3	0.6	0.5	0.5
Avg. Stride Freq. [Hz]	2.4	2.3	2.3	2.3	2.3	2.2
Avg. Stride Length [m]	6.6	7.6	7.5	7.4	7.2	7.2



[ ] Ranking at each section and finish  
 -:-:- No data available at this section  
 NA No data available

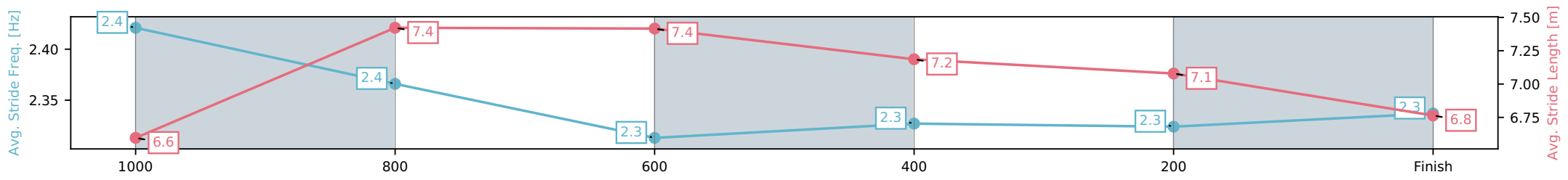
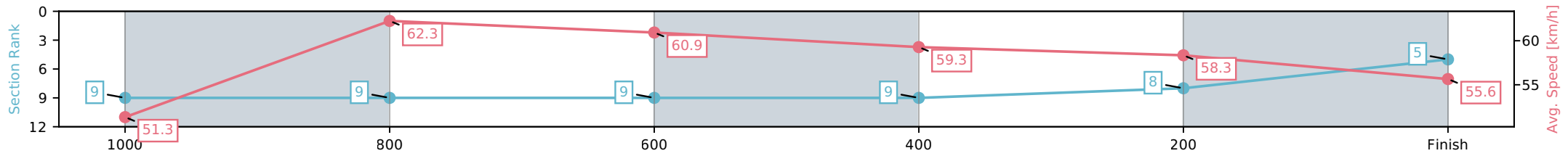
Horse/Jockey Name	Belle Francais/Damien Boche
Finish Rank	5
Fastest Section Time (Section)	0:11.80 (1000-800)
Top Speed [km/h] (Section)	64.7 (1200 - 1000)
Race State	Finished



Toowoomba QLD --Professional-2026-05-23  
 Race 8: GERRY BROWN'S SHELVING & STORAGE Maiden Plate - 1200m  
 23 May 2026 - 8:53PM  
 Track Rating: Good 4, Weather: Fine, Rail Position: +5m Entire Circuit



Section	L1200	L1000	L800	L600	L400	L200
Section Times	1:16.60 (0:15.21)	1:01.39 [9] (0:11.80)	0:49.59 [9] (0:11.96)	0:37.63 [9] (0:12.32)	0:25.31 [9] (0:12.40)	0:12.91 [8] (0:12.91)
Average Speed [km/h]	51.3	62.3	60.9	59.3	58.3	55.6
Top Speed [km/h]	64.7	63.6	62.1	60.4	60.2	57.4
Avg. Dist. to Rail [m]	9.8	5.5	3.7	2.5	2.3	2.6
Avg. Stride Freq. [Hz]	2.4	2.4	2.3	2.3	2.3	2.3
Avg. Stride Length [m]	6.6	7.4	7.4	7.2	7.1	6.8



[ ] Ranking at each section and finish  
 -:-:- No data available at this section  
 NA No data available

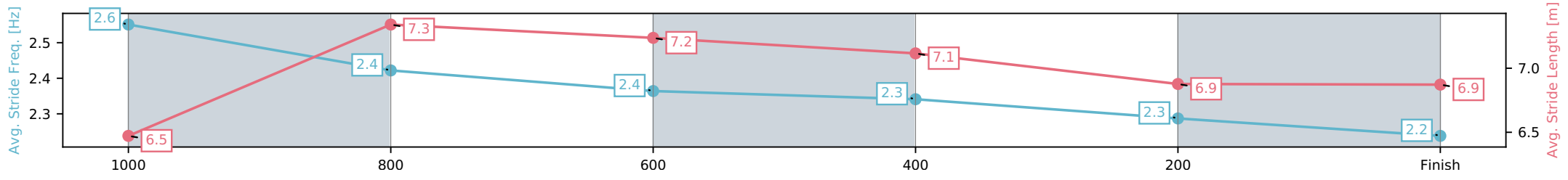
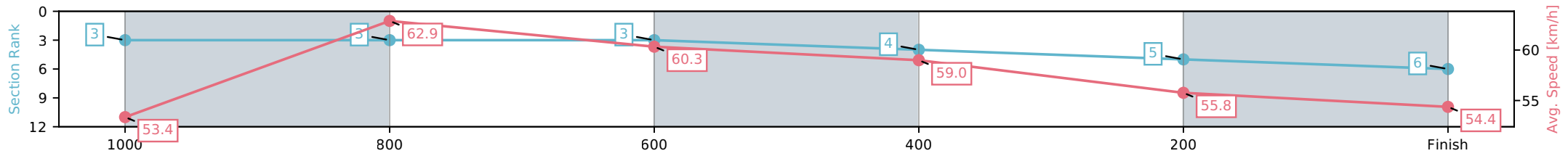
Horse/Jockey Name	Just Free Loading/Michael Murphy
Finish Rank	6
Fastest Section Time (Section)	0:11.69 (1000-800)
Top Speed [km/h] (Section)	66.6 (1200 - 1000)
Race State	Finished



Toowoomba QLD --Professional-2026-05-23  
 Race 8: GERRY BROWN'S SHELVING & STORAGE Maiden Plate - 1200m  
 23 May 2026 - 8:53PM  
 Track Rating: Good 4, Weather: Fine, Rail Position: +5m Entire Circuit



Section	L1200	L1000	L800	L600	L400	L200
Section Times	1:16.70 (0:14.55)	1:02.15 [3] (0:11.69)	0:50.46 [3] (0:12.09)	0:38.37 [3] (0:12.28)	0:26.09 [4] (0:12.85)	0:13.24 [5] (0:13.24)
Average Speed [km/h]	53.4	62.9	60.3	59.0	55.8	54.4
Top Speed [km/h]	66.6	65.8	62.6	59.6	57.1	55.6
Avg. Dist. to Rail [m]	7.1	5.6	3.8	1.4	1.0	0.7
Avg. Stride Freq. [Hz]	2.6	2.4	2.4	2.3	2.3	2.2
Avg. Stride Length [m]	6.5	7.3	7.2	7.1	6.9	6.9



[ ] Ranking at each section and finish  
 -:-:- No data available at this section  
 NA No data available

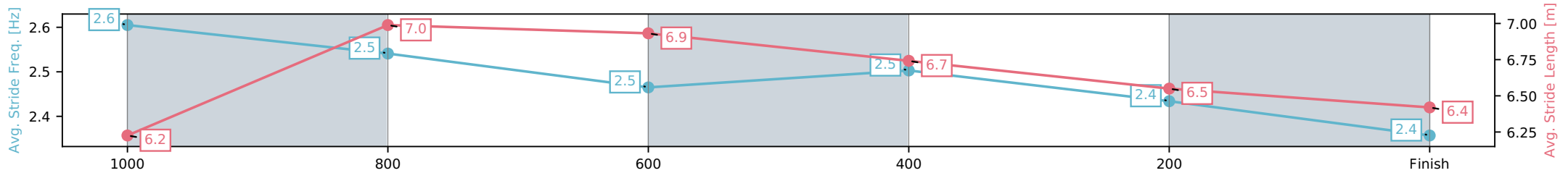
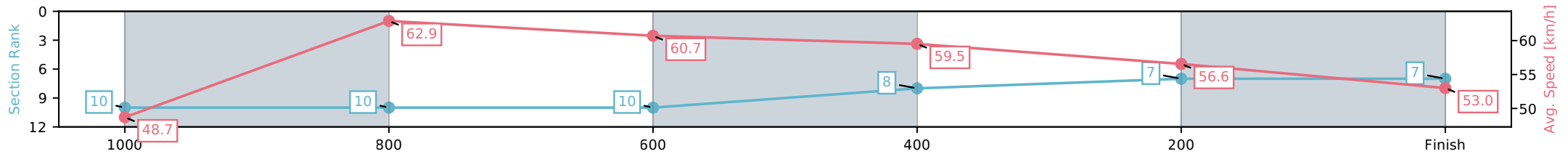
Horse/Jockey Name	Kickstart/Julie Busuttin
Finish Rank	7
Fastest Section Time (Section)	0:11.52 (1000-800)
Top Speed [km/h] (Section)	65.7 (1000-800)
Race State	Finished



Toowoomba QLD --Professional-2026-05-23  
 Race 8: GERRY BROWN'S SHELVING & STORAGE Maiden Plate - 1200m  
 23 May 2026 - 8:53PM  
 Track Rating: Good 4, Weather: Fine, Rail Position: +5m Entire Circuit



Section	L1200	L1000	L800	L600	L400	L200
Section Times	1:17.28 (0:15.92)	1:01.36 [10] (0:11.52)	0:49.84 [10] (0:11.83)	0:38.01 [10] (0:11.88)	0:26.14 [8] (0:12.48)	0:13.66 [7] (0:13.66)
Average Speed [km/h]	48.7	62.9	60.7	59.5	56.6	53.0
Top Speed [km/h]	65.0	65.7	61.7	60.8	57.7	56.1
Avg. Dist. to Rail [m]	7.7	2.0	0.6	3.4	4.6	4.1
Avg. Stride Freq. [Hz]	2.6	2.5	2.5	2.5	2.4	2.4
Avg. Stride Length [m]	6.2	7.0	6.9	6.7	6.5	6.4



- [ ] Ranking at each section and finish
- :-:- No data available at this section
- NA No data available

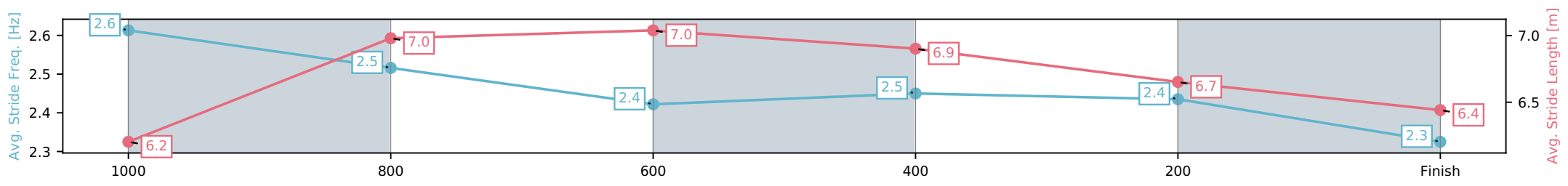
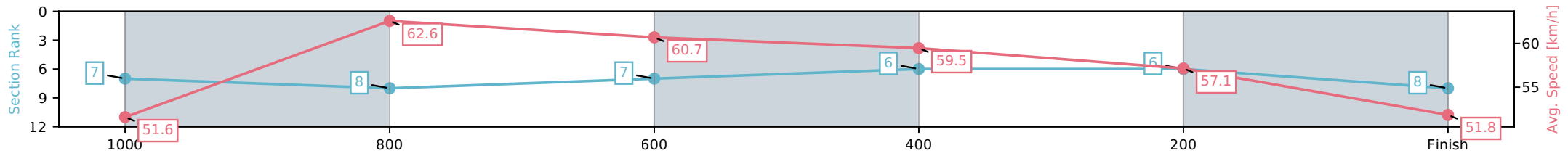
Horse/Jockey Name	Love To Be Proud/Montanna Savva
Finish Rank	8
Fastest Section Time (Section)	0:11.68 (1000-800)
Top Speed [km/h] (Section)	64.7 (1200 - 1000)
Race State	Finished



Toowoomba QLD --Professional-2026-05-23  
 Race 8: GERRY BROWN'S SHELVING & STORAGE Maiden Plate - 1200m  
 23 May 2026 - 8:53PM  
 Track Rating: Good 4, Weather: Fine, Rail Position: +5m Entire Circuit



Section	L1200	L1000	L800	L600	L400	L200
Section Times	1:17.53 (0:14.99)	1:02.54 [7] (0:11.68)	0:50.87 [8] (0:11.96)	0:38.91 [7] (0:12.30)	0:26.61 [6] (0:12.69)	0:13.92 [6] (0:13.92)
Average Speed [km/h]	51.6	62.6	60.7	59.5	57.1	51.8
Top Speed [km/h]	64.7	64.3	61.7	61.2	58.6	55.5
Avg. Dist. to Rail [m]	7.0	3.7	3.1	3.0	2.2	2.8
Avg. Stride Freq. [Hz]	2.6	2.5	2.4	2.5	2.4	2.3
Avg. Stride Length [m]	6.2	7.0	7.0	6.9	6.7	6.4



[ ] Ranking at each section and finish  
 -:-:- No data available at this section  
 NA No data available

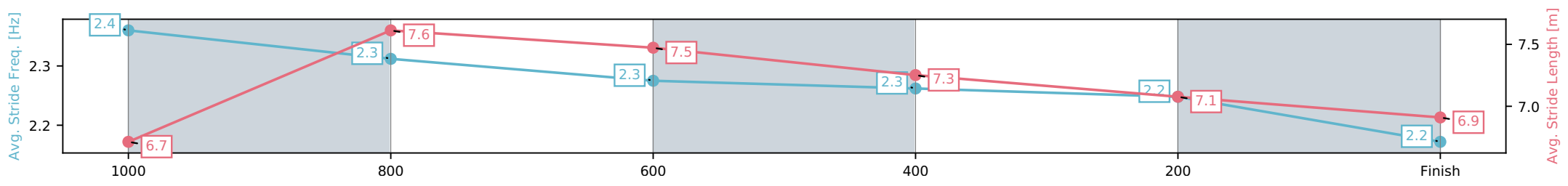
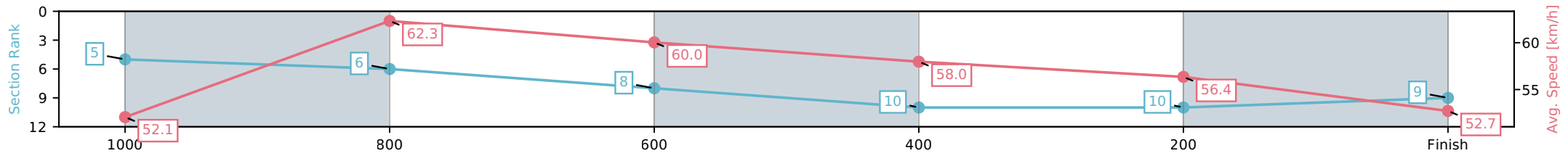
Horse/Jockey Name	Royal Drama/Nozi Tomizawa
Finish Rank	9
Fastest Section Time (Section)	0:11.76 (1000-800)
Top Speed [km/h] (Section)	64.6 (1000-800)
Race State	Finished



Toowoomba QLD --Professional-2026-05-23  
 Race 8: GERRY BROWN'S SHELVING & STORAGE Maiden Plate - 1200m  
 23 May 2026 - 8:53PM  
 Track Rating: Good 4, Weather: Fine, Rail Position: +5m Entire Circuit



Section	L1200	L1000	L800	L600	L400	L200
Section Times	1:18.01 (0:14.82)	1:03.19 [5] (0:11.76)	0:51.43 [6] (0:12.18)	0:39.26 [8] (0:12.63)	0:26.63 [10] (0:12.83)	0:13.80 [10] (0:13.80)
Average Speed [km/h]	52.1	62.3	60.0	58.0	56.4	52.7
Top Speed [km/h]	63.4	64.6	61.9	59.0	57.3	55.3
Avg. Dist. to Rail [m]	8.9	4.7	4.7	3.1	1.4	0.9
Avg. Stride Freq. [Hz]	2.4	2.3	2.3	2.3	2.2	2.2
Avg. Stride Length [m]	6.7	7.6	7.5	7.3	7.1	6.9



[ ] Ranking at each section and finish  
 -:-:- No data available at this section  
 NA No data available

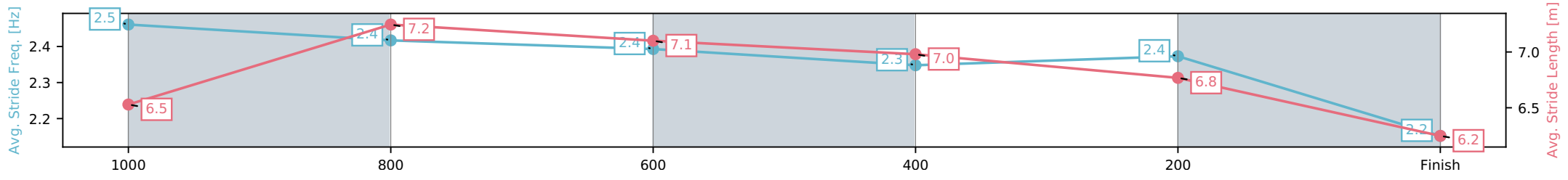
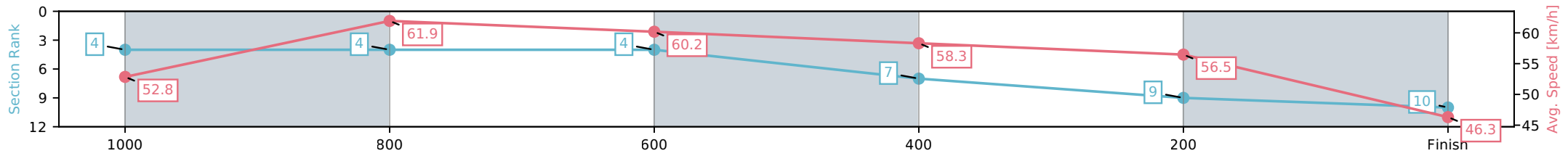
Horse/Jockey Name	Regal Rina/Fred Larson
Finish Rank	10
Fastest Section Time (Section)	0:11.73 (1000-800)
Top Speed [km/h] (Section)	65.4 (1200 - 1000)
Race State	Finished



Toowoomba QLD --Professional-2026-05-23  
 Race 8: GERRY BROWN'S SHELVING & STORAGE Maiden Plate - 1200m  
 23 May 2026 - 8:53PM  
 Track Rating: Good 4, Weather: Fine, Rail Position: +5m Entire Circuit



Section	L1200	L1000	L800	L600	L400	L200
Section Times	1:19.50 (0:14.65)	1:04.85 [4] (0:11.73)	0:53.13 [4] (0:12.01)	0:41.12 [4] (0:12.59)	0:28.53 [7] (0:12.93)	0:15.60 [9] (0:15.60)
Average Speed [km/h]	52.8	61.9	60.2	58.3	56.5	46.3
Top Speed [km/h]	65.4	65.0	61.6	59.0	58.3	52.3
Avg. Dist. to Rail [m]	6.3	2.7	2.1	3.4	4.5	4.1
Avg. Stride Freq. [Hz]	2.5	2.4	2.4	2.3	2.4	2.2
Avg. Stride Length [m]	6.5	7.2	7.1	7.0	6.8	6.2



[ ] Ranking at each section and finish  
 -.-.- No data available at this section  
 NA No data available