



Townsville QLD

Race 1: LADBROKES SAME RACE MULTI QTIS Three-Year-Old & Four-Year-Old Maiden Handicap - 1609m

25 May 2026 - 1:10PM

Track Rating: Soft 5, Weather: Fine, Rail Position: +5m 1000m-W/Post, +4m Remainder



Field Times (Race Tempo) 1:38.20 (0:15.36) 1:22.84 (0:11.35) 1:11.49 (0:11.31) 1:00.18 (0:11.50) 0:48.69 (0:11.82) 0:36.86 (0:12.00) 0:24.86 (0:11.91) 0:12.95 (0:12.95)

Rank	TAB#	Horse	Overall Time	First 400m	Top Speed km/h (Section)	L1609	L1400	L1200	L1000	L800	L600	L400	L200
	(BAR#)	Jockey	Margin (DT-W)	Last 600m	Fastest Section (Time)	Start - 1400	1400 - 1200	1200 - 1000	1000 - 800	800 - 600	600 - 400	400 - 200	200 - Finish
1	7	Goncalo	1:38.20	0:26.19	65.2 (1609 - 1400)	1:38.20	1:22.84 [1]	1:11.49 [1]	1:00.18 [1]	0:48.68 [1]	0:36.86 [1]	0:24.86 [1]	0:12.95 [1]
	(6)	Amanda Thomson		0:36.86	1200-1000 (0:11.31)	(0:15.36)	(0:11.34)	(0:11.31)	(0:11.50)	(0:11.82)	(0:12.00)	(0:11.91)	(0:12.95)
2	1	Small Town Hussler	1:38.55	0:26.67	64.1 (1609 - 1400)	1:38.55	1:22.90 [3]	1:11.35 [3]	1:00.01 [3]	0:48.57 [4]	0:36.95 [3]	0:24.92 [3]	0:12.83 [2]
	(1)	Ryan Wiggins	2.1L (+3)	0:36.95	1200-1000 (0:11.34)	(0:15.65)	(0:11.55)	(0:11.34)	(0:11.44)	(0:11.62)	(0:12.03)	(0:12.09)	(0:12.83)
3	2	Bush Etiquette	1:38.72	0:26.94	65.0 (1400-1200)	1:38.72	1:22.59 [6]	1:11.26 [5]	0:59.87 [5]	0:48.43 [5]	0:36.79 [5]	0:24.83 [5]	0:12.67 [5]
	(3)	Chris Whiteley	3.1L (-6)	0:36.79	1400-1200 (0:11.33)	(0:16.13)	(0:11.33)	(0:11.39)	(0:11.44)	(0:11.64)	(0:11.96)	(0:12.16)	(0:12.67)
4	5	Streamelot	1:39.06	0:26.80	65.6 (1000-800)	1:39.06	1:23.19 [4]	1:11.75 [4]	1:00.36 [4]	0:49.11 [3]	0:37.41 [4]	0:25.39 [4]	0:13.14 [3]
	(4)	Lacey Morrison	5.1L (-2)	0:37.41	1000-800 (0:11.25)	(0:15.87)	(0:11.44)	(0:11.38)	(0:11.25)	(0:11.70)	(0:12.02)	(0:12.25)	(0:13.14)
5	4	We Us 'N' Co	1:39.56	0:26.41	65.2 (1400-1200)	1:39.56	1:23.92 [2]	1:12.64 [2]	1:01.34 [2]	0:49.82 [2]	0:38.12 [2]	0:26.14 [2]	0:13.63 [4]
	(5)	Adam Sewell	8.0L (-5)	0:38.11	1400-1200 (0:11.28)	(0:15.64)	(0:11.28)	(0:11.30)	(0:11.52)	(0:11.70)	(0:11.98)	(0:12.50)	(0:13.63)
6	6	Ballandella Street	1:39.95	0:26.94	64.0 (1400-1200)	1:39.95	1:23.97 [5]	1:12.49 [6]	1:01.02 [6]	0:49.42 [6]	0:37.77 [6]	0:25.60 [6]	0:13.20 [6]
	(2)	Chris McIver	10.3L (-6)	0:37.78	1200-1000 (0:11.47)	(0:15.98)	(0:11.48)	(0:11.47)	(0:11.60)	(0:11.64)	(0:12.18)	(0:12.40)	(0:13.20)

Scratched: Say It Loud (#3)

Report Created: Mon 25 May 2026

(Note: Races are conducted over an approximate distance as close as possible to the advertised distance, and recorded data may vary accordingly. Official times refer to race times only and do not include handicap times.)

[] Position in running at each section and finish TAB# Saddle cloth number
 -:-:- No data available at this section BAR# Barrier/Gate Position
 NA No data available DNF Did not finish
 DNT Did not track DT-W Distance travelled compared to winner in metres

Fastest split
 Fastest section

data processed by TRIPLESDATA

Horse/Jockey Name	Goncalo/Amanda Thomson
Finish Rank	1
Fastest Section Time (Section)	0:11.31 (1200-1000)
Top Speed [km/h] (Section)	65.2 (1609 - 1400)
Race State	Finished



Townsville QLD --Professional-2026-05-25

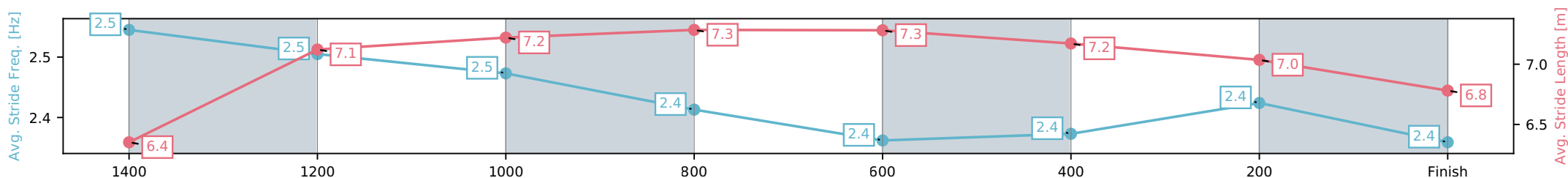
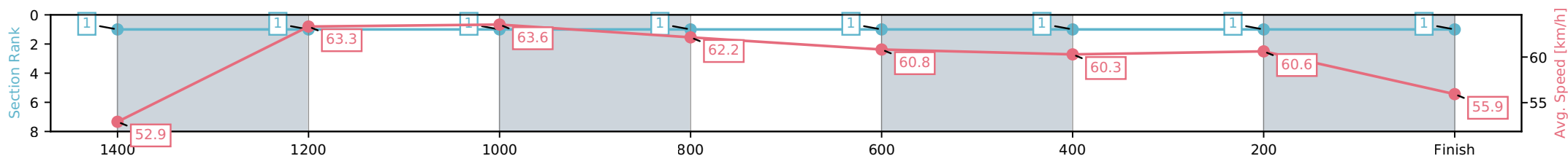
Race 1: LADBROKES SAME RACE MULTI QTIS Three-Year-Old & Four-Year-Old Maiden Handicap - 1609m

25 May 2026 - 1:10PM

Track Rating: Soft 5, Weather: Fine, Rail Position: +5m 1000m-W/Post, +4m Remainder



Section	L1609	L1400	L1200	L1000	L800	L600	L400	L200
Section Times	1:38.20 (0:15.36)	1:22.84 [1] (0:11.34)	1:11.49 [1] (0:11.31)	1:00.18 [1] (0:11.50)	0:48.68 [1] (0:11.82)	0:36.86 [1] (0:12.00)	0:24.86 [1] (0:11.91)	0:12.95 [1] (0:12.95)
Average Speed [km/h]	52.9	63.3	63.6	62.2	60.8	60.3	60.6	55.9
Top Speed [km/h]	65.2	64.2	64.2	64.2	61.9	61.4	61.9	59.1
Avg. Dist. to Rail [m]	5.6	0.9	0.7	1.3	0.4	1.1	1.8	2.0
Avg. Stride Freq. [Hz]	2.5	2.5	2.5	2.4	2.4	2.4	2.4	2.4
Avg. Stride Length [m]	6.4	7.1	7.2	7.3	7.3	7.2	7.0	6.8



- [] Ranking at each section and finish
- :-:- No data available at this section
- NA No data available

Horse/Jockey Name	Small Town Hussler/Ryan Wiggins
Finish Rank	2
Fastest Section Time (Section)	0:11.34 (1200-1000)
Top Speed [km/h] (Section)	64.1 (1609 - 1400)
Race State	Finished



Townsville QLD --Professional-2026-05-25

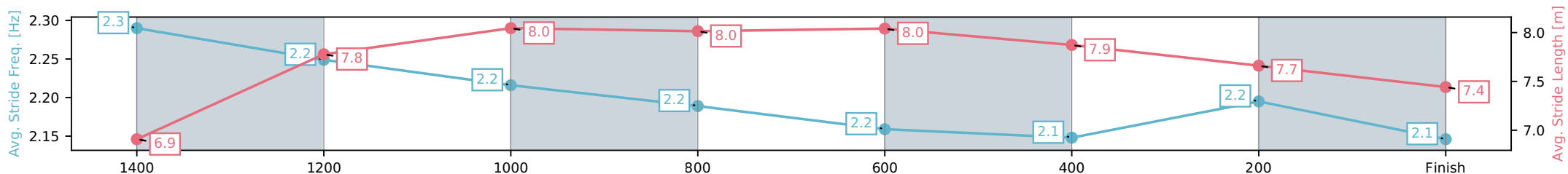
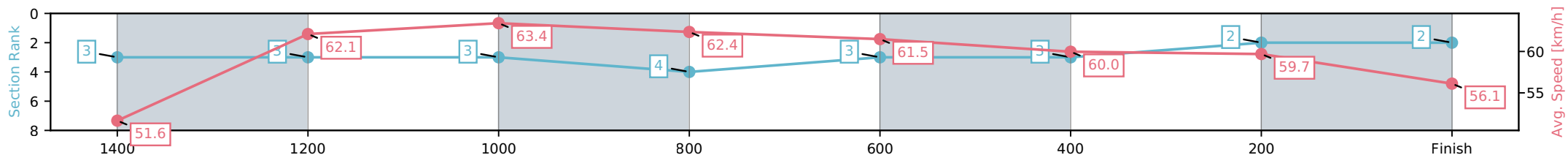
Race 1: LADBROKES SAME RACE MULTI QTIS Three-Year-Old & Four-Year-Old Maiden Handicap - 1609m

25 May 2026 - 1:10PM

Track Rating: Soft 5, Weather: Fine, Rail Position: +5m 1000m-W/Post, +4m Remainder



Section	L1609	L1400	L1200	L1000	L800	L600	L400	L200
Section Times	1:38.55 (0:15.65)	1:22.90 [3] (0:11.55)	1:11.35 [3] (0:11.34)	1:00.01 [3] (0:11.44)	0:48.57 [4] (0:11.62)	0:36.95 [3] (0:12.03)	0:24.92 [3] (0:12.09)	0:12.83 [2] (0:12.83)
Average Speed [km/h]	51.6	62.1	63.4	62.4	61.5	60.0	59.7	56.1
Top Speed [km/h]	64.1	63.7	63.8	63.6	63.1	61.0	60.6	57.7
Avg. Dist. to Rail [m]	3.2	2.0	1.1	1.6	1.6	0.7	1.6	2.2
Avg. Stride Freq. [Hz]	2.3	2.2	2.2	2.2	2.2	2.1	2.2	2.1
Avg. Stride Length [m]	6.9	7.8	8.0	8.0	8.0	7.9	7.7	7.4



- [] Ranking at each section and finish
- :-:- No data available at this section
- NA No data available

Horse/Jockey Name	Bush Etiquette/Chris Whiteley
Finish Rank	3
Fastest Section Time (Section)	0:11.33 (1400-1200)
Top Speed [km/h] (Section)	65.0 (1400-1200)
Race State	Finished



Townsville QLD --Professional-2026-05-25

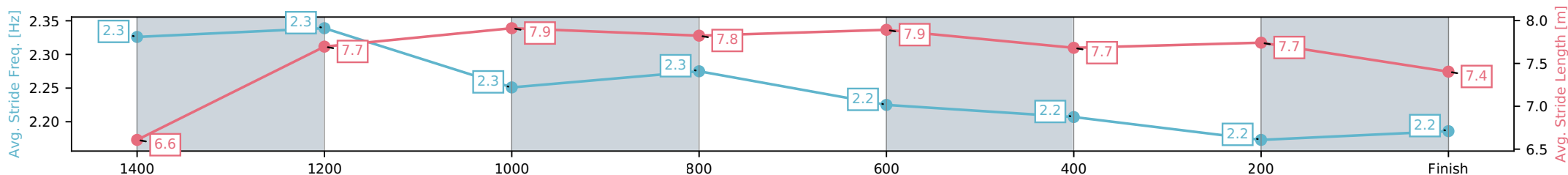
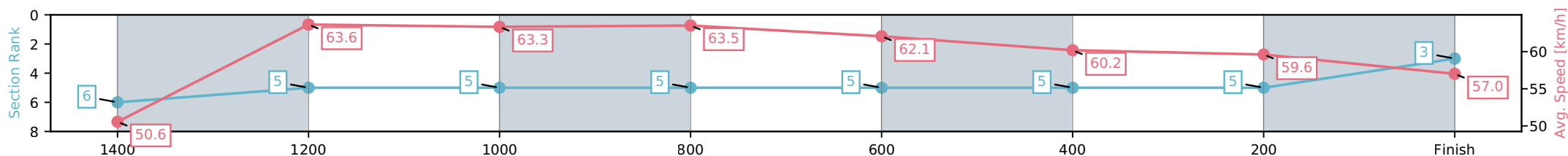
Race 1: LADBROKES SAME RACE MULTI QTIS Three-Year-Old & Four-Year-Old Maiden Handicap - 1609m

25 May 2026 - 1:10PM

Track Rating: Soft 5, Weather: Fine, Rail Position: +5m 1000m-W/Post, +4m Remainder



Section	L1609	L1400	L1200	L1000	L800	L600	L400	L200
Section Times	1:38.72 (0:16.13)	1:22.59 [6] (0:11.33)	1:11.26 [5] (0:11.39)	0:59.87 [5] (0:11.44)	0:48.43 [5] (0:11.64)	0:36.79 [5] (0:11.96)	0:24.83 [5] (0:12.16)	0:12.67 [5] (0:12.67)
Average Speed [km/h]	50.6	63.6	63.3	63.5	62.1	60.2	59.6	57.0
Top Speed [km/h]	63.0	65.0	64.1	64.1	64.3	61.2	60.5	58.6
Avg. Dist. to Rail [m]	5.0	0.9	1.0	2.0	1.1	1.1	5.2	6.9
Avg. Stride Freq. [Hz]	2.3	2.3	2.3	2.3	2.2	2.2	2.2	2.2
Avg. Stride Length [m]	6.6	7.7	7.9	7.8	7.9	7.7	7.7	7.4



- [] Ranking at each section and finish
- :-:- No data available at this section
- NA No data available

Horse/Jockey Name	Streamelot/Lacey Morrison
Finish Rank	4
Fastest Section Time (Section)	0:11.25 (1000-800)
Top Speed [km/h] (Section)	65.6 (1000-800)
Race State	Finished



Townsville QLD --Professional-2026-05-25

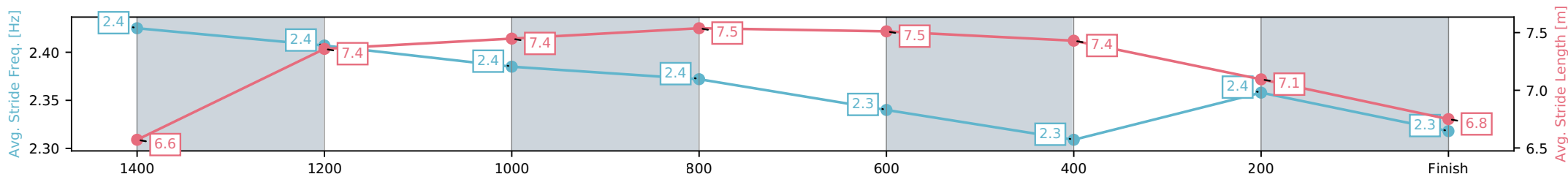
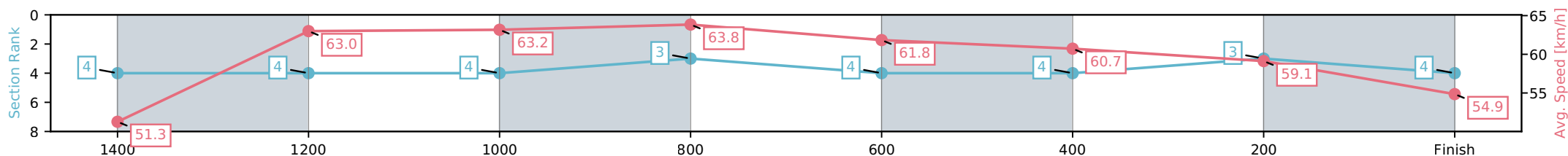
Race 1: LADBROKES SAME RACE MULTI QTIS Three-Year-Old & Four-Year-Old Maiden Handicap - 1609m

25 May 2026 - 1:10PM

Track Rating: Soft 5, Weather: Fine, Rail Position: +5m 1000m-W/Post, +4m Remainder



Section	L1609	L1400	L1200	L1000	L800	L600	L400	L200
Section Times	1:39.06 (0:15.87)	1:23.19 [4] (0:11.44)	1:11.75 [4] (0:11.38)	1:00.36 [4] (0:11.25)	0:49.11 [3] (0:11.70)	0:37.41 [4] (0:12.02)	0:25.39 [4] (0:12.25)	0:13.14 [3] (0:13.14)
Average Speed [km/h]	51.3	63.0	63.2	63.8	61.8	60.7	59.1	54.9
Top Speed [km/h]	63.4	64.1	64.3	65.6	64.5	61.6	60.7	56.9
Avg. Dist. to Rail [m]	5.3	0.4	0.7	0.9	1.2	2.7	3.9	3.3
Avg. Stride Freq. [Hz]	2.4	2.4	2.4	2.4	2.3	2.3	2.4	2.3
Avg. Stride Length [m]	6.6	7.4	7.4	7.5	7.5	7.4	7.1	6.8



- [] Ranking at each section and finish
- :-:- No data available at this section
- NA No data available

Horse/Jockey Name	We Us 'N' Co/Adam Sewell
Finish Rank	5
Fastest Section Time (Section)	0:11.28 (1400-1200)
Top Speed [km/h] (Section)	65.2 (1400-1200)
Race State	Finished



Townsville QLD --Professional-2026-05-25

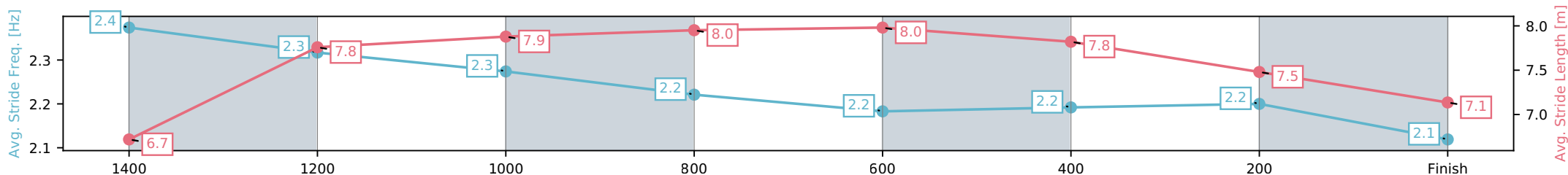
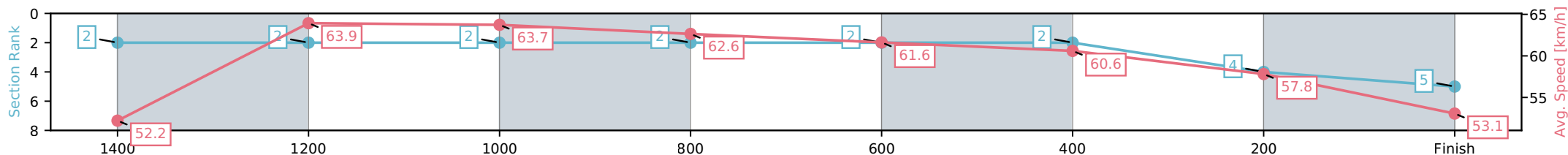
Race 1: LADBROKES SAME RACE MULTI QTIS Three-Year-Old & Four-Year-Old Maiden Handicap - 1609m

25 May 2026 - 1:10PM

Track Rating: Soft 5, Weather: Fine, Rail Position: +5m 1000m-W/Post, +4m Remainder



Section	L1609	L1400	L1200	L1000	L800	L600	L400	L200
Section Times	1:39.56 (0:15.64)	1:23.92 [2] (0:11.28)	1:12.64 [2] (0:11.30)	1:01.34 [2] (0:11.52)	0:49.82 [2] (0:11.70)	0:38.12 [2] (0:11.98)	0:26.14 [2] (0:12.50)	0:13.63 [4] (0:13.63)
Average Speed [km/h]	52.2	63.9	63.7	62.6	61.6	60.6	57.8	53.1
Top Speed [km/h]	64.4	65.2	64.1	63.4	62.3	61.4	59.6	55.8
Avg. Dist. to Rail [m]	6.0	0.6	0.8	0.8	0.7	1.5	2.5	2.7
Avg. Stride Freq. [Hz]	2.4	2.3	2.3	2.2	2.2	2.2	2.2	2.1
Avg. Stride Length [m]	6.7	7.8	7.9	8.0	8.0	7.8	7.5	7.1



- [] Ranking at each section and finish
- :-:- No data available at this section
- NA No data available

Horse/Jockey Name	Ballandella Street/Chris McIver
Finish Rank	6
Fastest Section Time (Section)	0:11.47 (1200-1000)
Top Speed [km/h] (Section)	64.0 (1400-1200)
Race State	Finished



Townsville QLD --Professional-2026-05-25

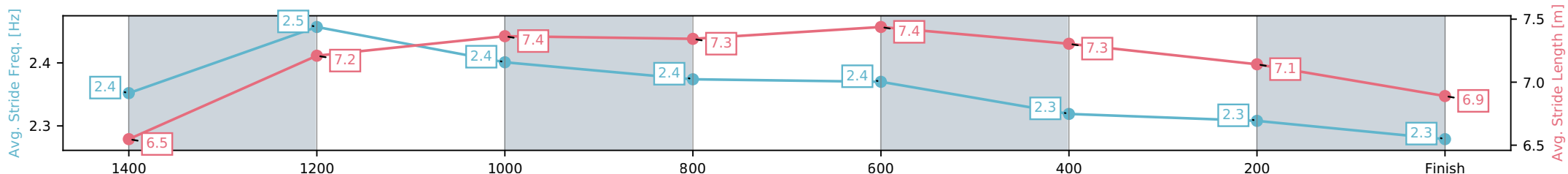
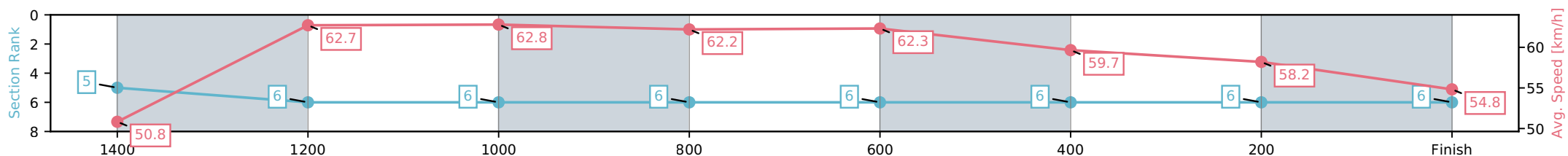
Race 1: LADBROKES SAME RACE MULTI QTIS Three-Year-Old & Four-Year-Old Maiden Handicap - 1609m

25 May 2026 - 1:10PM

Track Rating: Soft 5, Weather: Fine, Rail Position: +5m 1000m-W/Post, +4m Remainder



Section	L1609	L1400	L1200	L1000	L800	L600	L400	L200
Section Times	1:39.95 (0:15.98)	1:23.97 [5] (0:11.48)	1:12.49 [6] (0:11.47)	1:01.02 [6] (0:11.60)	0:49.42 [6] (0:11.64)	0:37.77 [6] (0:12.18)	0:25.60 [6] (0:12.40)	0:13.20 [6] (0:13.20)
Average Speed [km/h]	50.8	62.7	62.8	62.2	62.3	59.7	58.2	54.8
Top Speed [km/h]	63.8	64.0	63.4	62.5	63.1	60.4	59.5	57.1
Avg. Dist. to Rail [m]	3.9	0.3	0.3	1.2	1.6	1.7	2.7	3.1
Avg. Stride Freq. [Hz]	2.4	2.5	2.4	2.4	2.4	2.3	2.3	2.3
Avg. Stride Length [m]	6.5	7.2	7.4	7.3	7.4	7.3	7.1	6.9



- [] Ranking at each section and finish
- :-:- No data available at this section
- NA No data available



Townsville QLD

Race 2: LADBROKES PUNTER ASSIST Maiden Handicap (QTIS bonuses applicable 2&3YO Only) - 1000m

25 May 2026 - 1:46PM

Track Rating: Soft 5, Weather: Fine, Rail Position: +5m 1000m-W/Post, +4m Remainder



Field Times (Race Tempo) 0:56.48 0:43.55 0:33.44 0:22.86 0:11.62
 (0:12.93) (0:10.11) (0:10.59) (0:11.24) (0:11.62)

Rank	TAB#	Horse	Overall Time	First 400m	Top Speed km/h (Section)	L1000	L800	L600	L400	L200			
	(BAR#)	Jockey	Margin (DT-W)	Last 600m	Fastest Section (Time)	Start - 800	800 - 600	600 - 400	400 - 200	200 - Finish			
1	11	Penrod	0:56.48	0:23.35	72.5 (800-600)	0:56.48	0:43.24 [6]	0:33.13 [4]	0:22.62 [4]	0:11.59 [2]			
	(6)	Ryan Wiggins		0:33.12	800-600 (0:10.11)	(0:13.24)	(0:10.11)	(0:10.50)	(0:11.03)	(0:11.59)			
2	7	Vierata	0:56.56	0:23.06	73.2 (800-600)	0:56.56	0:43.60 [3]	0:33.50 [2]	0:22.86 [2]	0:11.70 [1]			
	(2)	Aidan Holt	0.5L (-3)	0:33.50	800-600 (0:10.10)	(0:12.96)	(0:10.10)	(0:10.64)	(0:11.16)	(0:11.70)			
3	2	Niven	0:56.73	0:23.39	71.8 (800-600)	0:56.73	0:43.57 [4]	0:33.34 [5]	0:22.57 [5]	0:11.52 [5]			
	(8)	Courtney Bellamy	1.5L (+3)	0:33.34	800-600 (0:10.23)	(0:13.16)	(0:10.23)	(0:10.77)	(0:11.05)	(0:11.52)			
4	4	Exceedingly Brazen	0:56.75	0:23.67	72.7 (800-600)	0:56.75	0:43.32 [10]	0:33.09 [7]	0:22.35 [6]	0:11.44 [6]			
	(9)	Ivo Fry	1.6L (+2)	0:33.09	800-600 (0:10.24)	(0:13.43)	(0:10.24)	(0:10.74)	(0:10.91)	(0:11.44)			
5	6	Super Steven	0:57.06	0:23.79	71.2 (800-600)	0:57.06	0:43.64 [9]	0:33.27 [9]	0:22.54 [8]	0:11.58 [8]			
	(12)	Lacey Morrison	3.4L (+6)	0:33.27	800-600 (0:10.37)	(0:13.42)	(0:10.37)	(0:10.73)	(0:10.96)	(0:11.58)			
6	12	Amber Affair	0:57.09	0:23.88	70.6 (600-400)	0:57.09	0:43.68 [8]	0:33.21 [10]	0:22.42 [10]	0:11.41 [11]			
	(4)	Fiona Sandkuhl	3.6L (+3)	0:33.21	800-600 (0:10.47)	(0:13.41)	(0:10.47)	(0:10.79)	(0:11.01)	(0:11.41)			
7	8	Auchterarder	0:57.11	0:24.18	71.2 (800-600)	0:57.11	0:43.20 [13]	0:32.93 [12]	0:22.33 [12]	0:11.46 [10]			
	(13)	Adam Sewell	3.7L (+0)	0:32.94	800-600 (0:10.27)	(0:13.91)	(0:10.27)	(0:10.60)	(0:10.88)	(0:11.46)			
8	14	Webs	0:57.19	0:23.76	71.4 (800-600)	0:57.19	0:43.79 [7]	0:33.42 [8]	0:22.65 [9]	0:11.71 [7]			
	(1)	Amanda Thomson	4.2L (+2)	0:33.43	800-600 (0:10.36)	(0:13.40)	(0:10.36)	(0:10.78)	(0:10.94)	(0:11.71)			
9	13	Boom Bunny	0:57.35	0:23.03	72.9 (800-600)	0:57.35	0:44.42 [1]	0:34.31 [1]	0:23.73 [1]	0:12.44 [3]			
	(5)	Sean Cormack	5.1L (+1)	0:34.31	800-600 (0:10.11)	(0:12.92)	(0:10.11)	(0:10.58)	(0:11.29)	(0:12.44)			
10	1	Drumshanbo	0:57.58	0:23.06	73.3 (800-600)	0:57.58	0:44.65 [2]	0:34.52 [2]	0:23.76 [3]	0:12.42 [4]			
	(7)	Tasha Chambers	6.5L (+6)	0:34.52	800-600 (0:10.13)	(0:12.93)	(0:10.13)	(0:10.76)	(0:11.34)	(0:12.42)			

Scratched: Gunnie Gunfighter (#5), Monday Close (#9), Instigate (#16)

Report Created: Mon 25 May 2026

(Note: Races are conducted over an approximate distance as close as possible to the advertised distance, and recorded data may vary accordingly. Official times refer to race times only and do not include handicap times.)

[] Position in running at each section and finish TAB# Saddle cloth number
 -:-:- No data available at this section BAR# Barrier/Gate Position
 NA No data available DNF Did not finish
 DNT Did not track DT-W Distance travelled compared to winner in metres

Fastest split
 Fastest section

data processed by TRIPLESDATA

Horse/Jockey Name	Penrod/Ryan Wiggins
Finish Rank	1
Fastest Section Time (Section)	0:10.11 (800-600)
Top Speed [km/h] (Section)	72.5 (800-600)
Race State	Finished



Townsville QLD --Professional-2026-05-25

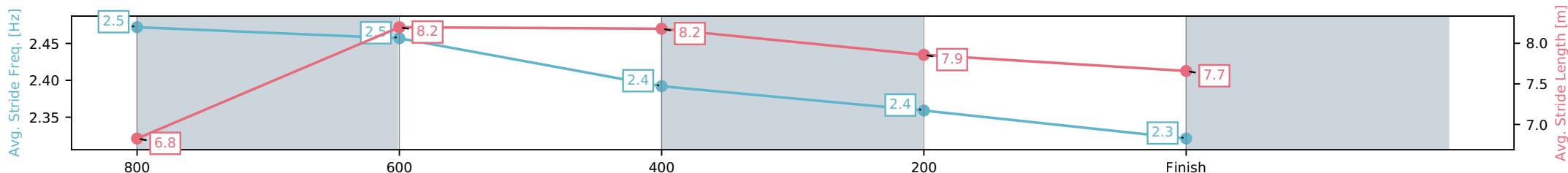
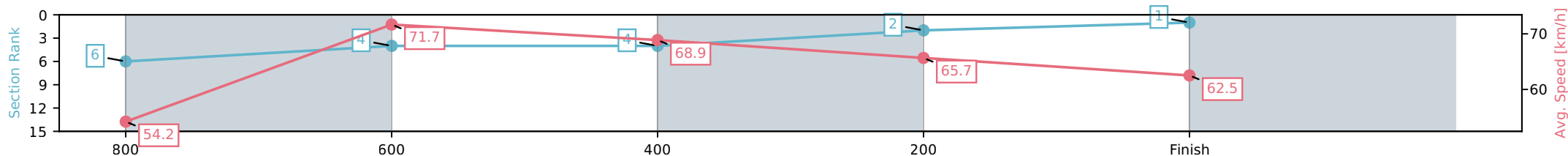
Race 2: LADBROKES PUNTER ASSIST Maiden Handicap
(QTIS bonuses applicable 2&3YO Only) - 1000m

25 May 2026 - 1:46PM

Track Rating: Soft 5, Weather: Fine, Rail Position: +5m 1000m-W/Post,
+4m Remainder



Section	L1000	L800	L600	L400	L200
Section Times	0:56.48 (0:13.24)	0:43.24 [6] (0:10.11)	0:33.13 [4] (0:10.50)	0:22.62 [4] (0:11.03)	0:11.59 [2] (0:11.59)
Average Speed [km/h]	54.2	71.7	68.9	65.7	62.5
Top Speed [km/h]	71.2	72.5	70.9	67.4	64.5
Avg. Dist. to Rail [m]	4.6	1.9	0.9	4.3	3.5
Avg. Stride Freq. [Hz]	2.5	2.5	2.4	2.4	2.3
Avg. Stride Length [m]	6.8	8.2	8.2	7.9	7.7



- [] Ranking at each section and finish
- :-:- No data available at this section
- NA No data available

Horse/Jockey Name	Vierata/Aidan Holt
Finish Rank	2
Fastest Section Time (Section)	0:10.10 (800-600)
Top Speed [km/h] (Section)	73.2 (800-600)
Race State	Finished



Townsville QLD --Professional-2026-05-25

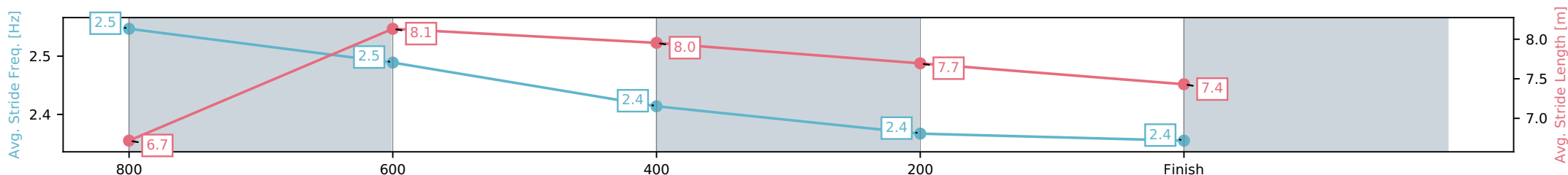
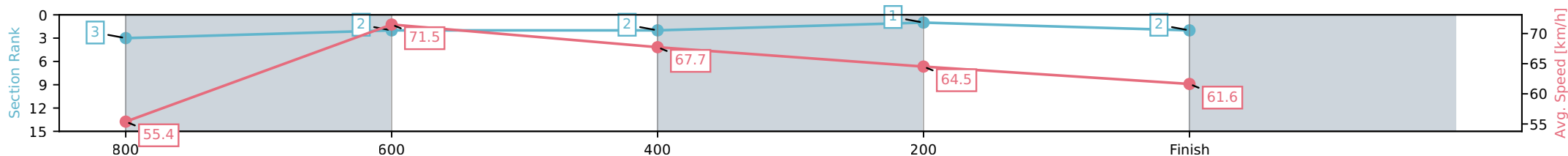
Race 2: LADBROKES PUNTER ASSIST Maiden Handicap
(QTIS bonuses applicable 2&3YO Only) - 1000m

25 May 2026 - 1:46PM

Track Rating: Soft 5, Weather: Fine, Rail Position: +5m 1000m-W/Post,
+4m Remainder



Section	L1000	L800	L600	L400	L200
Section Times	0:56.56 (0:12.96)	0:43.60 [3] (0:10.10)	0:33.50 [2] (0:10.64)	0:22.86 [2] (0:11.16)	0:11.70 [1] (0:11.70)
Average Speed [km/h]	55.4	71.5	67.7	64.5	61.6
Top Speed [km/h]	72.9	73.2	70.4	65.5	63.6
Avg. Dist. to Rail [m]	1.5	0.8	0.3	0.4	0.3
Avg. Stride Freq. [Hz]	2.5	2.5	2.4	2.4	2.4
Avg. Stride Length [m]	6.7	8.1	8.0	7.7	7.4



- [] Ranking at each section and finish
- :-:- No data available at this section
- NA No data available

Horse/Jockey Name	Niven/Courtney Bellamy
Finish Rank	3
Fastest Section Time (Section)	0:10.23 (800-600)
Top Speed [km/h] (Section)	71.8 (800-600)
Race State	Finished



Townsville QLD --Professional-2026-05-25

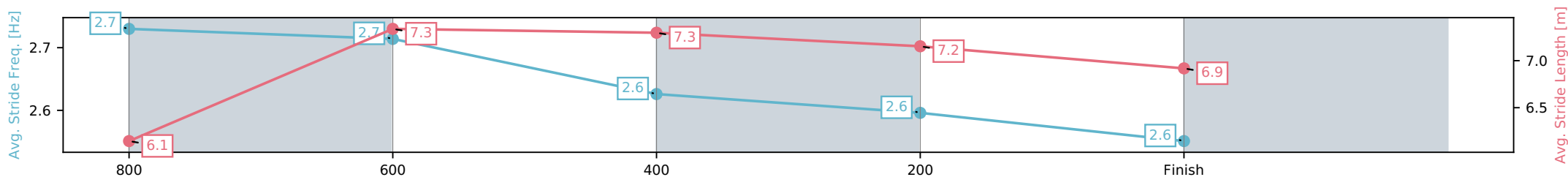
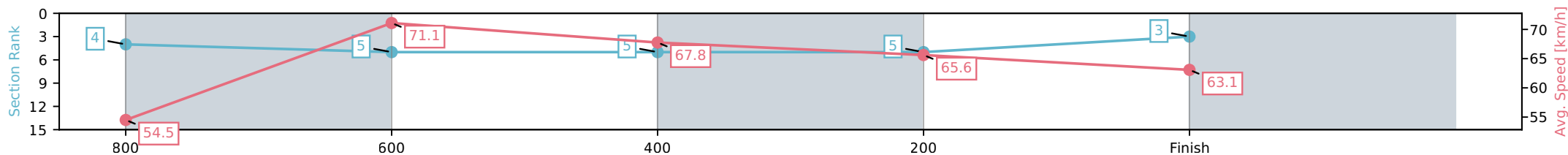
Race 2: LADBROKES PUNTER ASSIST Maiden Handicap
(QTIS bonuses applicable 2&3YO Only) - 1000m

25 May 2026 - 1:46PM

Track Rating: Soft 5, Weather: Fine, Rail Position: +5m 1000m-W/Post,
+4m Remainder



Section	L1000	L800	L600	L400	L200
Section Times	0:56.73 (0:13.16)	0:43.57 [4] (0:10.23)	0:33.34 [5] (0:10.77)	0:22.57 [5] (0:11.05)	0:11.52 [5] (0:11.52)
Average Speed [km/h]	54.5	71.1	67.8	65.6	63.1
Top Speed [km/h]	70.8	71.8	70.4	67.8	66.5
Avg. Dist. to Rail [m]	5.9	2.6	2.8	5.2	6.6
Avg. Stride Freq. [Hz]	2.7	2.7	2.6	2.6	2.6
Avg. Stride Length [m]	6.1	7.3	7.3	7.2	6.9



- [] Ranking at each section and finish
- :-:- No data available at this section
- NA No data available

Horse/Jockey Name	Exceedingly Brazen/Ivo Fry
Finish Rank	4
Fastest Section Time (Section)	0:10.24 (800-600)
Top Speed [km/h] (Section)	72.7 (800-600)
Race State	Finished



Townsville QLD --Professional-2026-05-25

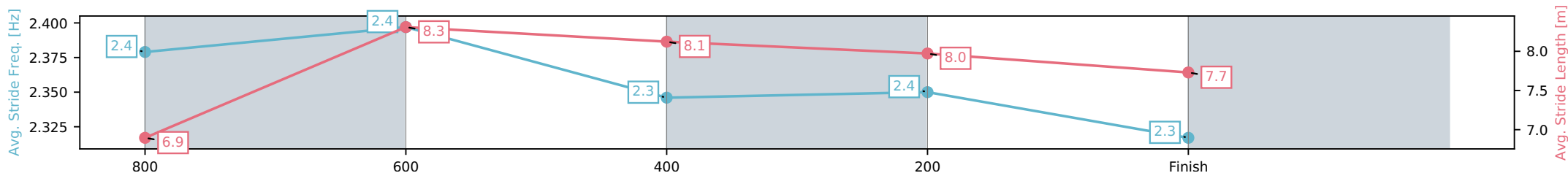
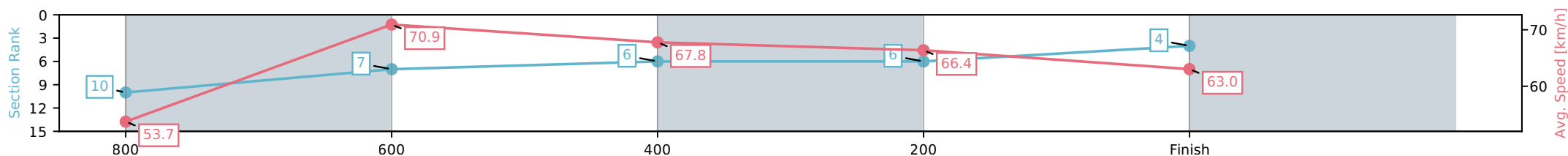
Race 2: LADBROKES PUNTER ASSIST Maiden Handicap
(QTIS bonuses applicable 2&3YO Only) - 1000m

25 May 2026 - 1:46PM

Track Rating: Soft 5, Weather: Fine, Rail Position: +5m 1000m-W/Post,
+4m Remainder



Section	L1000	L800	L600	L400	L200
Section Times	0:56.75 (0:13.43)	0:43.32 [10] (0:10.24)	0:33.09 [7] (0:10.74)	0:22.35 [6] (0:10.91)	0:11.44 [6] (0:11.44)
Average Speed [km/h]	53.7	70.9	67.8	66.4	63.0
Top Speed [km/h]	69.5	72.7	68.7	67.3	65.6
Avg. Dist. to Rail [m]	6.3	2.1	2.3	4.4	7.0
Avg. Stride Freq. [Hz]	2.4	2.4	2.3	2.4	2.3
Avg. Stride Length [m]	6.9	8.3	8.1	8.0	7.7



- [] Ranking at each section and finish
- :-:- No data available at this section
- NA No data available

Horse/Jockey Name	Super Steven/Lacey Morrison
Finish Rank	5
Fastest Section Time (Section)	0:10.37 (800-600)
Top Speed [km/h] (Section)	71.2 (800-600)
Race State	Finished



Townsville QLD --Professional-2026-05-25

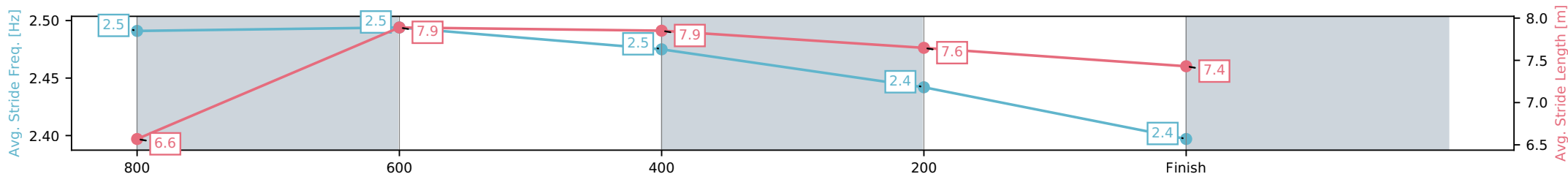
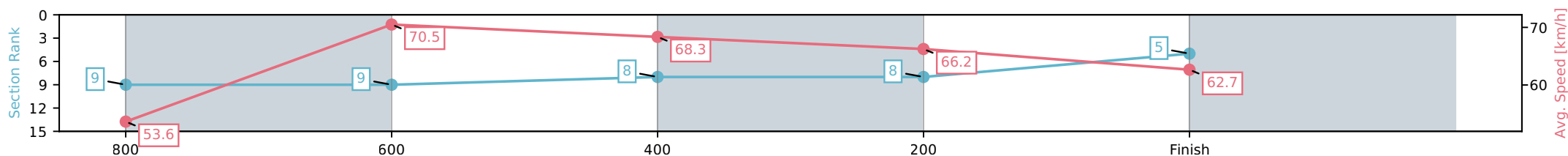
Race 2: LADBROKES PUNTER ASSIST Maiden Handicap
(QTIS bonuses applicable 2&3YO Only) - 1000m

25 May 2026 - 1:46PM

Track Rating: Soft 5, Weather: Fine, Rail Position: +5m 1000m-W/Post,
+4m Remainder



Section	L1000	L800	L600	L400	L200
Section Times	0:57.06 (0:13.42)	0:43.64 [9] (0:10.37)	0:33.27 [9] (0:10.73)	0:22.54 [8] (0:10.96)	0:11.58 [8] (0:11.58)
Average Speed [km/h]	53.6	70.5	68.3	66.2	62.7
Top Speed [km/h]	67.8	71.2	70.5	66.9	64.6
Avg. Dist. to Rail [m]	9.8	4.1	3.6	5.5	6.9
Avg. Stride Freq. [Hz]	2.5	2.5	2.5	2.4	2.4
Avg. Stride Length [m]	6.6	7.9	7.9	7.6	7.4



- [] Ranking at each section and finish
- :-:- No data available at this section
- NA No data available

Horse/Jockey Name	Amber Affair/Fiona Sandkuhl
Finish Rank	6
Fastest Section Time (Section)	0:10.47 (800-600)
Top Speed [km/h] (Section)	70.6 (600-400)
Race State	Finished



Townsville QLD --Professional-2026-05-25

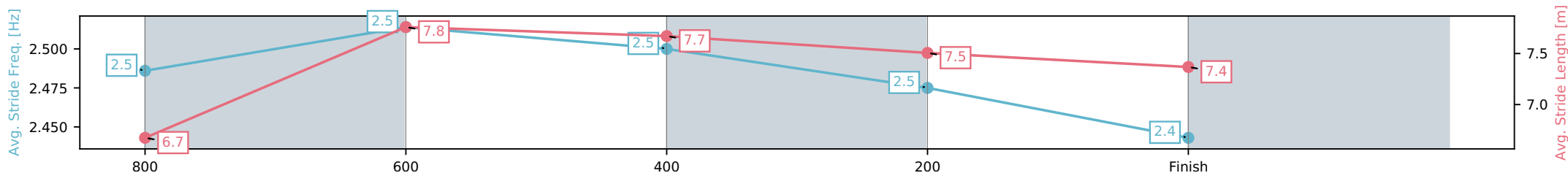
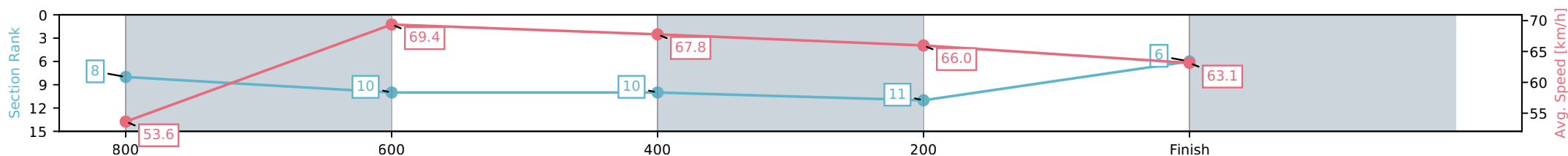
Race 2: LADBROKES PUNTER ASSIST Maiden Handicap
(QTIS bonuses applicable 2&3YO Only) - 1000m

25 May 2026 - 1:46PM

Track Rating: Soft 5, Weather: Fine, Rail Position: +5m 1000m-W/Post,
+4m Remainder



Section	L1000	L800	L600	L400	L200
Section Times	0:57.09 (0:13.41)	0:43.68 [8] (0:10.47)	0:33.21 [10] (0:10.79)	0:22.42 [10] (0:11.01)	0:11.41 [11] (0:11.41)
Average Speed [km/h]	53.6	69.4	67.8	66.0	63.1
Top Speed [km/h]	69.4	70.3	70.6	66.3	65.9
Avg. Dist. to Rail [m]	3.5	2.5	3.1	4.6	3.1
Avg. Stride Freq. [Hz]	2.5	2.5	2.5	2.5	2.4
Avg. Stride Length [m]	6.7	7.8	7.7	7.5	7.4



- [] Ranking at each section and finish
- :-:- No data available at this section
- NA No data available

Horse/Jockey Name	Auchterarder/Adam Sewell
Finish Rank	7
Fastest Section Time (Section)	0:10.27 (800-600)
Top Speed [km/h] (Section)	71.2 (800-600)
Race State	Finished



Townsville QLD --Professional-2026-05-25

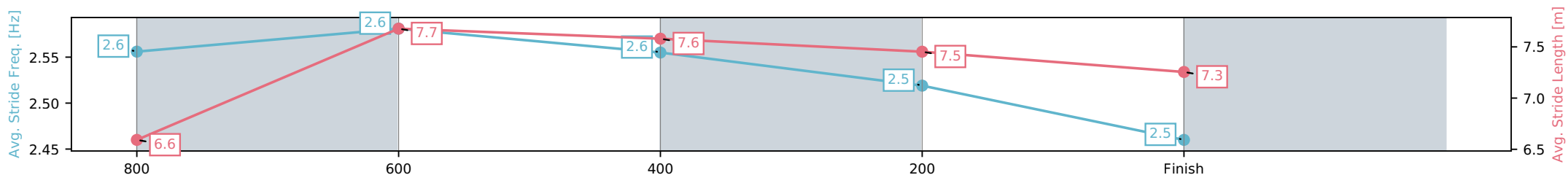
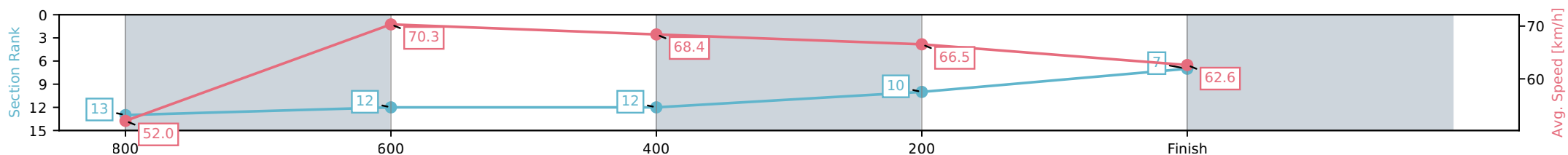
Race 2: LADBROKES PUNTER ASSIST Maiden Handicap
(QTIS bonuses applicable 2&3YO Only) - 1000m

25 May 2026 - 1:46PM

Track Rating: Soft 5, Weather: Fine, Rail Position: +5m 1000m-W/Post,
+4m Remainder



Section	L1000	L800	L600	L400	L200
Section Times	0:57.11 (0:13.91)	0:43.20 [13] (0:10.27)	0:32.93 [12] (0:10.60)	0:22.33 [12] (0:10.88)	0:11.46 [10] (0:11.46)
Average Speed [km/h]	52.0	70.3	68.4	66.5	62.6
Top Speed [km/h]	70.4	71.2	69.6	67.3	65.0
Avg. Dist. to Rail [m]	5.9	1.1	1.5	3.2	2.6
Avg. Stride Freq. [Hz]	2.6	2.6	2.6	2.5	2.5
Avg. Stride Length [m]	6.6	7.7	7.6	7.5	7.3



- [] Ranking at each section and finish
- :-:- No data available at this section
- NA No data available

Horse/Jockey Name	Webs/Amanda Thomson
Finish Rank	8
Fastest Section Time (Section)	0:10.36 (800-600)
Top Speed [km/h] (Section)	71.4 (800-600)
Race State	Finished



Townsville QLD --Professional-2026-05-25

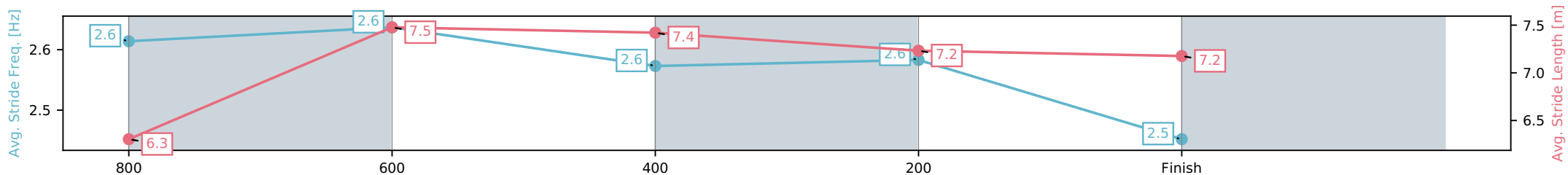
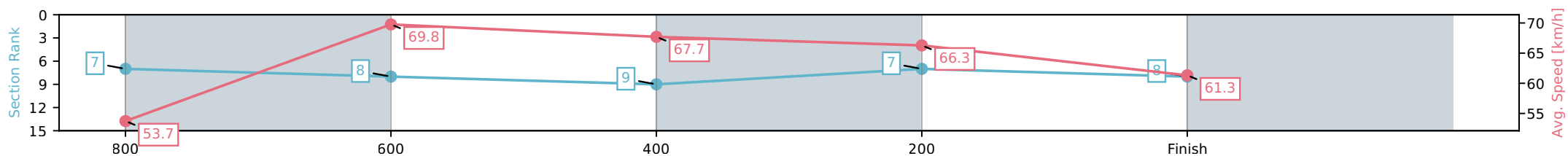
Race 2: LADBROKES PUNTER ASSIST Maiden Handicap
(QTIS bonuses applicable 2&3YO Only) - 1000m

25 May 2026 - 1:46PM

Track Rating: Soft 5, Weather: Fine, Rail Position: +5m 1000m-W/Post,
+4m Remainder



Section	L1000	L800	L600	L400	L200
Section Times	0:57.19 (0:13.40)	0:43.79 [7] (0:10.36)	0:33.42 [8] (0:10.78)	0:22.65 [9] (0:10.94)	0:11.71 [7] (0:11.71)
Average Speed [km/h]	53.7	69.8	67.7	66.3	61.3
Top Speed [km/h]	70.5	71.4	69.0	67.6	65.2
Avg. Dist. to Rail [m]	0.8	1.2	2.9	4.0	5.6
Avg. Stride Freq. [Hz]	2.6	2.6	2.6	2.6	2.5
Avg. Stride Length [m]	6.3	7.5	7.4	7.2	7.2



- [] Ranking at each section and finish
- :-:- No data available at this section
- NA No data available

Horse/Jockey Name	Boom Bunny/Sean Cormack
Finish Rank	9
Fastest Section Time (Section)	0:10.11 (800-600)
Top Speed [km/h] (Section)	72.9 (800-600)
Race State	Finished



Townsville QLD --Professional-2026-05-25

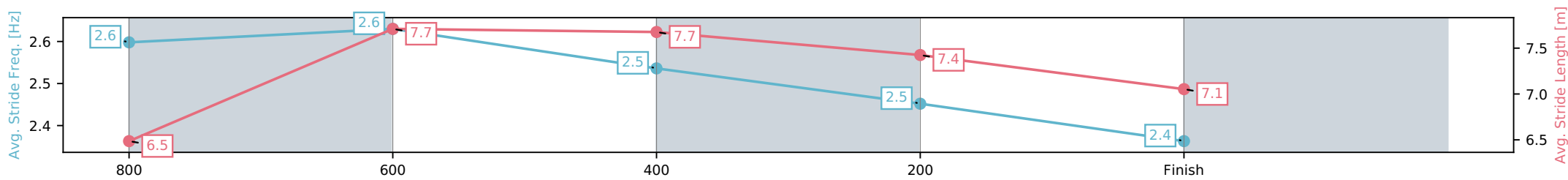
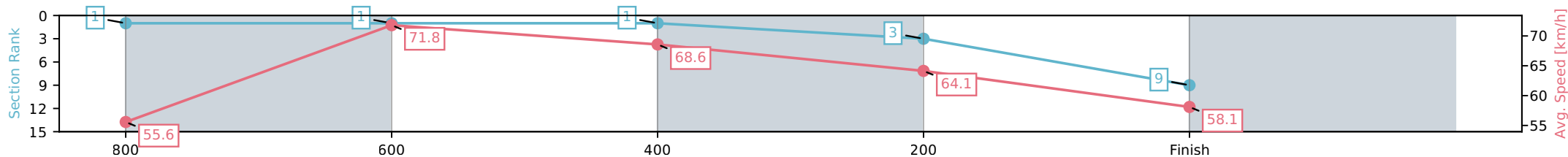
Race 2: LADBROKES PUNTER ASSIST Maiden Handicap
(QTIS bonuses applicable 2&3YO Only) - 1000m

25 May 2026 - 1:46PM

Track Rating: Soft 5, Weather: Fine, Rail Position: +5m 1000m-W/Post,
+4m Remainder



Section	L1000	L800	L600	L400	L200
Section Times	0:57.35 (0:12.92)	0:44.42 [1] (0:10.11)	0:34.31 [1] (0:10.58)	0:23.73 [1] (0:11.29)	0:12.44 [3] (0:12.44)
Average Speed [km/h]	55.6	71.8	68.6	64.1	58.1
Top Speed [km/h]	72.4	72.9	71.0	65.7	62.2
Avg. Dist. to Rail [m]	4.0	2.2	1.7	3.0	3.1
Avg. Stride Freq. [Hz]	2.6	2.6	2.5	2.5	2.4
Avg. Stride Length [m]	6.5	7.7	7.7	7.4	7.1



- [] Ranking at each section and finish
- :-:- No data available at this section
- NA No data available

Horse/Jockey Name	Drumshanbo/Tasha Chambers
Finish Rank	10
Fastest Section Time (Section)	0:10.13 (800-600)
Top Speed [km/h] (Section)	73.3 (800-600)
Race State	Finished



Townsville QLD --Professional-2026-05-25

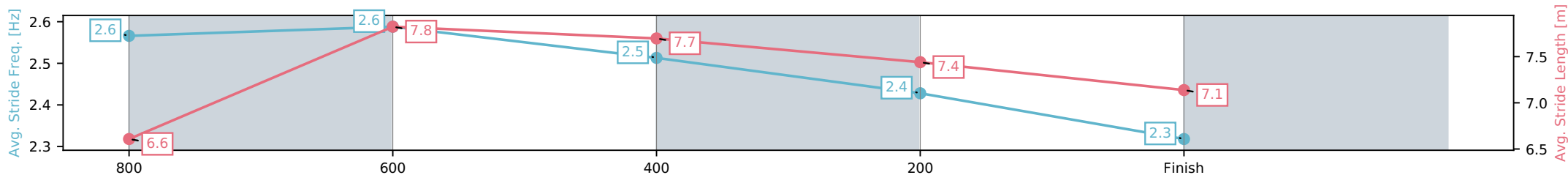
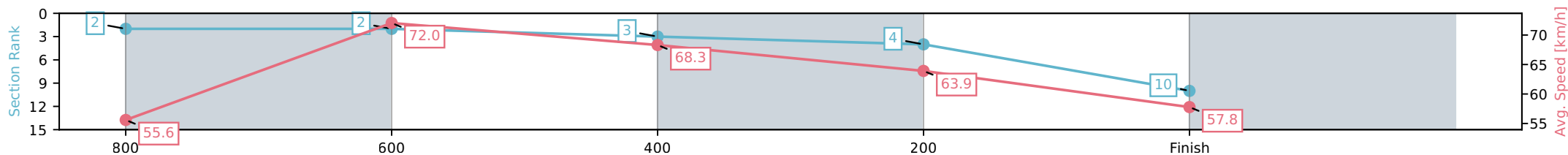
Race 2: LADBROKES PUNTER ASSIST Maiden Handicap
(QTIS bonuses applicable 2&3YO Only) - 1000m

25 May 2026 - 1:46PM

Track Rating: Soft 5, Weather: Fine, Rail Position: +5m 1000m-W/Post,
+4m Remainder



Section	L1000	L800	L600	L400	L200
Section Times	0:57.58 (0:12.93)	0:44.65 [2] (0:10.13)	0:34.52 [2] (0:10.76)	0:23.76 [3] (0:11.34)	0:12.42 [4] (0:12.42)
Average Speed [km/h]	55.6	72.0	68.3	63.9	57.8
Top Speed [km/h]	72.0	73.3	70.5	65.4	62.0
Avg. Dist. to Rail [m]	5.0	3.4	4.1	4.6	4.7
Avg. Stride Freq. [Hz]	2.6	2.6	2.5	2.4	2.3
Avg. Stride Length [m]	6.6	7.8	7.7	7.4	7.1



- [] Ranking at each section and finish
- :-:- No data available at this section
- NA No data available

Horse/Jockey Name	Valadore/Wanderson D'Avila
Finish Rank	11
Fastest Section Time (Section)	0:10.46 (800-600)
Top Speed [km/h] (Section)	70.4 (800-600)
Race State	Finished



Townsville QLD --Professional-2026-05-25

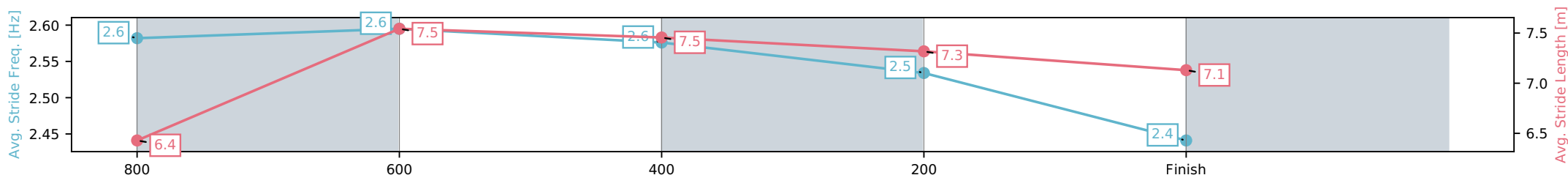
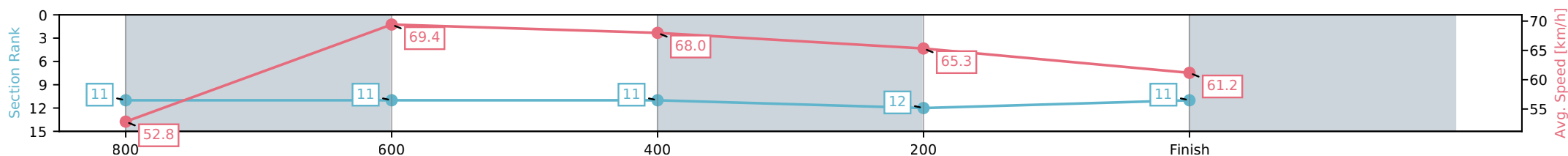
Race 2: LADBROKES PUNTER ASSIST Maiden Handicap
(QTIS bonuses applicable 2&3YO Only) - 1000m

25 May 2026 - 1:46PM

Track Rating: Soft 5, Weather: Fine, Rail Position: +5m 1000m-W/Post,
+4m Remainder



Section	L1000	L800	L600	L400	L200
Section Times	0:57.73 (0:13.60)	0:44.13 [11] (0:10.46)	0:33.67 [11] (0:10.70)	0:22.98 [11] (0:11.11)	0:11.86 [12] (0:11.86)
Average Speed [km/h]	52.8	69.4	68.0	65.3	61.2
Top Speed [km/h]	69.7	70.4	69.4	66.9	63.0
Avg. Dist. to Rail [m]	8.3	2.2	2.1	5.2	5.9
Avg. Stride Freq. [Hz]	2.6	2.6	2.6	2.5	2.4
Avg. Stride Length [m]	6.4	7.5	7.5	7.3	7.1



- [] Ranking at each section and finish
- :-:- No data available at this section
- NA No data available

Horse/Jockey Name	Nuclear Rose/Nathan Thomas
Finish Rank	12
Fastest Section Time (Section)	0:10.28 (800-600)
Top Speed [km/h] (Section)	71.4 (800-600)
Race State	Finished



Townsville QLD --Professional-2026-05-25

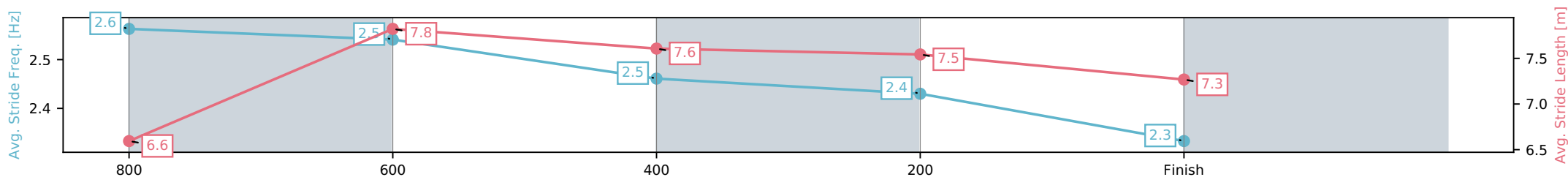
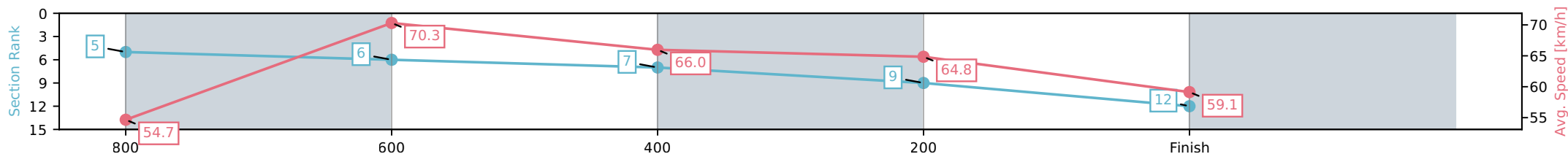
Race 2: LADBROKES PUNTER ASSIST Maiden Handicap
(QTIS bonuses applicable 2&3YO Only) - 1000m

25 May 2026 - 1:46PM

Track Rating: Soft 5, Weather: Fine, Rail Position: +5m 1000m-W/Post,
+4m Remainder



Section	L1000	L800	L600	L400	L200
Section Times	0:57.76 (0:13.17)	0:44.59 [5] (0:10.28)	0:34.31 [6] (0:11.02)	0:23.29 [7] (0:11.12)	0:12.16 [9] (0:12.16)
Average Speed [km/h]	54.7	70.3	66.0	64.8	59.1
Top Speed [km/h]	70.7	71.4	68.1	67.0	62.2
Avg. Dist. to Rail [m]	2.9	1.3	2.0	1.6	1.6
Avg. Stride Freq. [Hz]	2.6	2.5	2.5	2.4	2.3
Avg. Stride Length [m]	6.6	7.8	7.6	7.5	7.3



- [] Ranking at each section and finish
- :-:- No data available at this section
- NA No data available

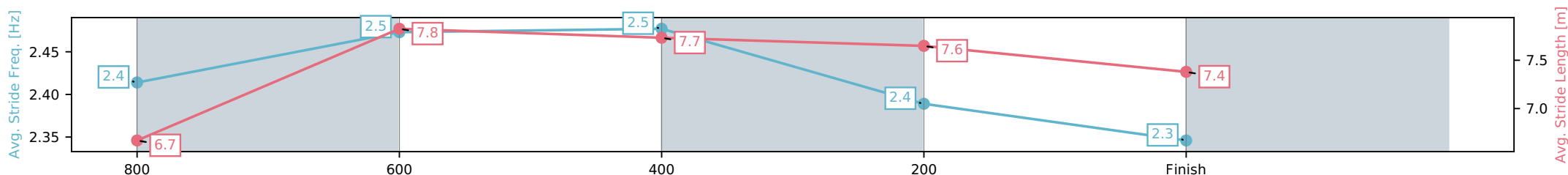
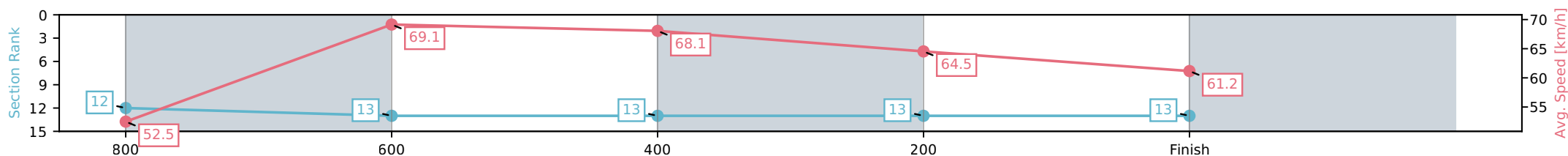
Horse/Jockey Name	Wade's Legacy/Peta Edwards
Finish Rank	13
Fastest Section Time (Section)	0:10.50 (800-600)
Top Speed [km/h] (Section)	69.9 (600-400)
Race State	Finished



Townsville QLD --Professional-2026-05-25
 Race 2: LADBROKES PUNTER ASSIST Maiden Handicap
 (QTIS bonuses applicable 2&3YO Only) - 1000m
 25 May 2026 - 1:46PM
 Track Rating: Soft 5, Weather: Fine, Rail Position: +5m 1000m-W/Post,
 +4m Remainder



Section	L1000	L800	L600	L400	L200
Section Times	0:58.04 (0:13.74)	0:44.30 [12] (0:10.50)	0:33.80 [13] (0:10.72)	0:23.08 [13] (0:11.22)	0:11.86 [13] (0:11.86)
Average Speed [km/h]	52.5	69.1	68.1	64.5	61.2
Top Speed [km/h]	69.0	69.8	69.9	66.2	62.8
Avg. Dist. to Rail [m]	4.8	2.0	2.6	4.7	8.2
Avg. Stride Freq. [Hz]	2.4	2.5	2.5	2.4	2.3
Avg. Stride Length [m]	6.7	7.8	7.7	7.6	7.4



- [] Ranking at each section and finish
- :-:- No data available at this section
- NA No data available



Townsville QLD

Race 3: BELLE PROPERTY TOWNSVILLE QTIS Two-Year-Old Handicap - 1200m

25 May 2026 - 2:20PM

Track Rating: Soft 5, Weather: Fine, Rail Position: +5m 1000m-W/Post, +4m Remainder



Field Times (Race Tempo) 1:10.91 0:56.87 0:46.07 0:34.82 0:23.42 0:11.92
 (0:14.04) (0:10.80) (0:11.25) (0:11.40) (0:11.51) (0:11.92)

Rank	TAB#	Horse	Overall Time	First 400m	Top Speed km/h (Section)	L1200	L1000	L800	L600	L400	L200		
	(BAR#)	Jockey	Margin (DT-W)	Last 600m	Fastest Section (Time)	Start - 1000	1000 - 800	800 - 600	600 - 400	400 - 200	200 - Finish		
1	7	Boomious	1:10.91	0:24.99	68.1 (1000-800)	1:10.91	0:56.78 [3]	0:45.92 [2]	0:34.55 [3]	0:23.21 [2]	0:11.81 [2]		
	(4)	Tasha Chambers		0:34.56	1000-800 (0:10.86)	(0:14.13)	(0:10.86)	(0:11.37)	(0:11.35)	(0:11.40)	(0:11.81)		
2	2	Carlando	1:10.92	0:25.44	68.7 (1000-800)	1:10.92	0:56.33 [6]	0:45.48 [6]	0:34.42 [4]	0:22.97 [6]	0:11.67 [3]		
	(6)	Nathan Thomas	0.0L (+2)	0:34.42	1000-800 (0:10.85)	(0:14.59)	(0:10.85)	(0:11.06)	(0:11.45)	(0:11.30)	(0:11.67)		
3	10	Heart Of Vienna	1:10.94	0:24.84	66.9 (1000-800)	1:10.94	0:56.86 [2]	0:46.10 [1]	0:34.85 [1]	0:23.45 [1]	0:11.95 [1]		
	(2)	Fiona Sandkuhl	0.2L (-1)	0:34.85	1000-800 (0:10.76)	(0:14.08)	(0:10.76)	(0:11.25)	(0:11.40)	(0:11.50)	(0:11.95)		
4	4	Dee Three	1:11.24	0:25.83	69.2 (800-600)	1:11.24	0:56.55 [8]	0:45.40 [8]	0:34.60 [8]	0:23.19 [7]	0:11.85 [7]		
	(3)	Ryan Wiggins	1.9L (-2)	0:34.60	800-600 (0:10.80)	(0:14.69)	(0:11.14)	(0:10.80)	(0:11.41)	(0:11.34)	(0:11.85)		
5	3	Rocky Prince	1:11.45	0:25.70	69.3 (1000-800)	1:11.45	0:56.76 [7]	0:45.75 [7]	0:34.82 [7]	0:23.38 [8]	0:12.04 [8]		
	(8)	Lacey Morrison	3.2L (+2)	0:34.82	800-600 (0:10.92)	(0:14.68)	(0:11.02)	(0:10.92)	(0:11.44)	(0:11.34)	(0:12.04)		
6	8	Octopolis	1:11.57	0:25.35	67.5 (1000-800)	1:11.57	0:57.19 [4]	0:46.22 [4]	0:35.02 [6]	0:23.69 [5]	0:12.21 [6]		
	(5)	Ivo Fry	3.8L (-3)	0:35.01	1000-800 (0:10.97)	(0:14.38)	(0:10.97)	(0:11.20)	(0:11.32)	(0:11.48)	(0:12.21)		
7	6	Maganista	1:11.86	0:25.00	68.6 (1000-800)	1:11.86	0:57.82 [1]	0:46.86 [3]	0:35.52 [2]	0:24.09 [4]	0:12.51 [5]		
	(7)	Adam Sewell	5.5L (+2)	0:35.52	1000-800 (0:10.96)	(0:14.04)	(0:10.96)	(0:11.35)	(0:11.43)	(0:11.58)	(0:12.51)		
8	9	Red Light Power	1:11.87	0:25.39	67.2 (1000-800)	1:11.87	0:57.45 [5]	0:46.47 [5]	0:35.36 [5]	0:24.12 [3]	0:12.54 [4]		
	(1)	Chelsea Jokic	5.6L (+7)	0:35.35	1000-800 (0:10.97)	(0:14.42)	(0:10.97)	(0:11.12)	(0:11.24)	(0:11.57)	(0:12.54)		

Scratched: Alberta Bound (#1), Vierata (#5)

Report Created: Mon 25 May 2026

(Note: Races are conducted over an approximate distance as close as possible to the advertised distance, and recorded data may vary accordingly. Official times refer to race times only and do not include handicap times.)

[] Position in running at each section and finish TAB# Saddle cloth number

:-:-- No data available at this section

NA No data available

DNT Did not track

BAR# Barrier/Gate Position

DNF Did not finish

DT-W Distance travelled compared to winner in metres

Fastest split

Fastest section

data processed by TRIPLESDATA

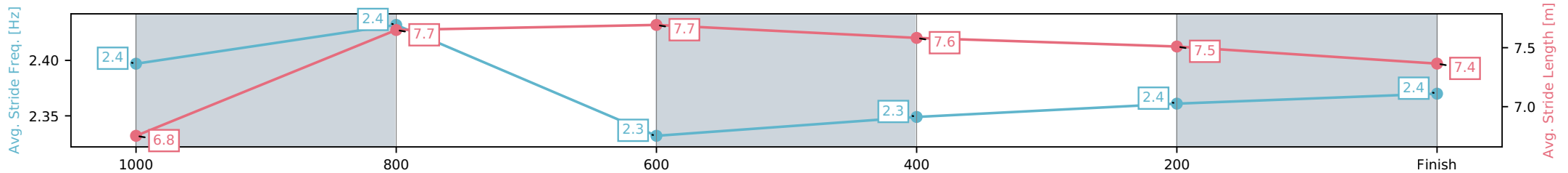
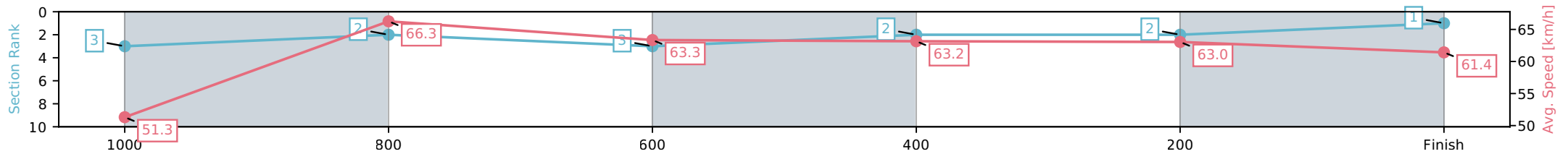
Horse/Jockey Name	Boomious/Tasha Chambers
Finish Rank	1
Fastest Section Time (Section)	0:10.86 (1000-800)
Top Speed [km/h] (Section)	68.1 (1000-800)
Race State	Finished



Townsville QLD --Professional-2026-05-25
 Race 3: BELLE PROPERTY TOWNSVILLE QTIS Two-Year-Old Handicap - 1200m
 25 May 2026 - 2:20PM
 Track Rating: Soft 5, Weather: Fine, Rail Position: +5m 1000m-W/Post, +4m Remainder



Section	L1200	L1000	L800	L600	L400	L200
Section Times	1:10.91 (0:14.13)	0:56.78 [3] (0:10.86)	0:45.92 [2] (0:11.37)	0:34.55 [3] (0:11.35)	0:23.21 [2] (0:11.40)	0:11.81 [2] (0:11.81)
Average Speed [km/h]	51.3	66.3	63.3	63.2	63.0	61.4
Top Speed [km/h]	64.7	68.1	65.3	64.4	63.8	64.0
Avg. Dist. to Rail [m]	3.5	0.6	0.3	0.9	0.7	0.5
Avg. Stride Freq. [Hz]	2.4	2.4	2.3	2.3	2.4	2.4
Avg. Stride Length [m]	6.8	7.7	7.7	7.6	7.5	7.4



- [] Ranking at each section and finish
- :-:- No data available at this section
- NA No data available

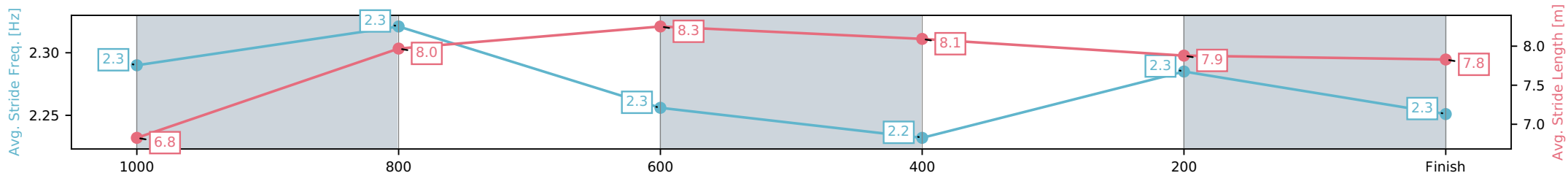
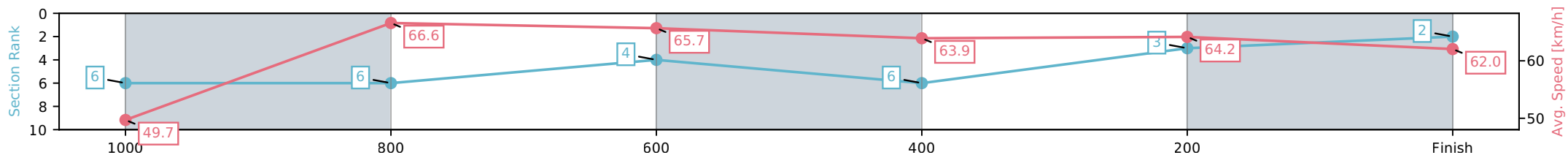
Horse/Jockey Name	Carlando/Nathan Thomas
Finish Rank	2
Fastest Section Time (Section)	0:10.85 (1000-800)
Top Speed [km/h] (Section)	68.7 (1000-800)
Race State	Finished



Townsville QLD --Professional-2026-05-25
 Race 3: BELLE PROPERTY TOWNSVILLE QTIS Two-Year-Old Handicap - 1200m
 25 May 2026 - 2:20PM
 Track Rating: Soft 5, Weather: Fine, Rail Position: +5m 1000m-W/Post, +4m Remainder



Section	L1200	L1000	L800	L600	L400	L200
Section Times	1:10.92 (0:14.59)	0:56.33 [6] (0:10.85)	0:45.48 [6] (0:11.06)	0:34.42 [4] (0:11.45)	0:22.97 [6] (0:11.30)	0:11.67 [3] (0:11.67)
Average Speed [km/h]	49.7	66.6	65.7	63.9	64.2	62.0
Top Speed [km/h]	62.0	68.7	67.9	65.2	65.1	64.4
Avg. Dist. to Rail [m]	5.0	1.1	2.0	3.1	4.6	2.8
Avg. Stride Freq. [Hz]	2.3	2.3	2.3	2.2	2.3	2.3
Avg. Stride Length [m]	6.8	8.0	8.3	8.1	7.9	7.8



- [] Ranking at each section and finish
- :-:- No data available at this section
- NA No data available

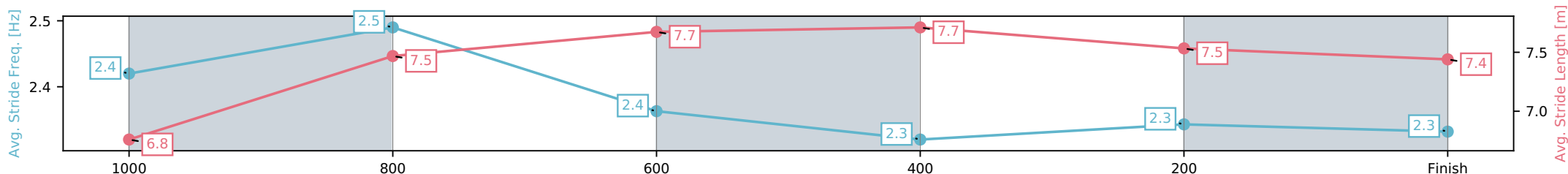
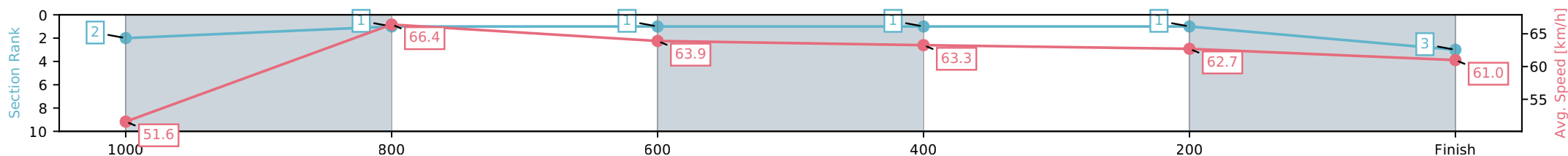
Horse/Jockey Name	Heart Of Vienna/Fiona Sandkuhl
Finish Rank	3
Fastest Section Time (Section)	0:10.76 (1000-800)
Top Speed [km/h] (Section)	66.9 (1000-800)
Race State	Finished



Townsville QLD --Professional-2026-05-25
 Race 3: BELLE PROPERTY TOWNSVILLE QTIS Two-Year-Old Handicap - 1200m
 25 May 2026 - 2:20PM
 Track Rating: Soft 5, Weather: Fine, Rail Position: +5m 1000m-W/Post, +4m Remainder



Section	L1200	L1000	L800	L600	L400	L200
Section Times	1:10.94 (0:14.08)	0:56.86 [2] (0:10.76)	0:46.10 [1] (0:11.25)	0:34.85 [1] (0:11.40)	0:23.45 [1] (0:11.50)	0:11.95 [1] (0:11.95)
Average Speed [km/h]	51.6	66.4	63.9	63.3	62.7	61.0
Top Speed [km/h]	63.9	66.9	66.2	64.0	63.1	62.5
Avg. Dist. to Rail [m]	2.2	1.5	0.4	0.5	2.0	1.4
Avg. Stride Freq. [Hz]	2.4	2.5	2.4	2.3	2.3	2.3
Avg. Stride Length [m]	6.8	7.5	7.7	7.7	7.5	7.4



[] Ranking at each section and finish
 -:-:- No data available at this section
 NA No data available

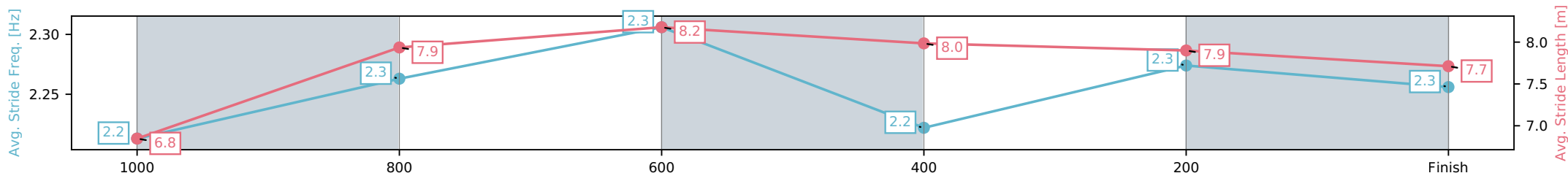
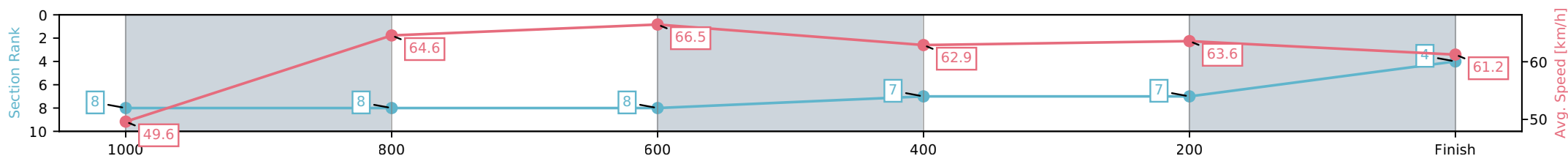
Horse/Jockey Name	Dee Three/Ryan Wiggins
Finish Rank	4
Fastest Section Time (Section)	0:10.80 (800-600)
Top Speed [km/h] (Section)	69.2 (800-600)
Race State	Finished



Townsville QLD --Professional-2026-05-25
 Race 3: BELLE PROPERTY TOWNSVILLE QTIS Two-Year-Old Handicap - 1200m
 25 May 2026 - 2:20PM
 Track Rating: Soft 5, Weather: Fine, Rail Position: +5m 1000m-W/Post, +4m Remainder



Section	L1200	L1000	L800	L600	L400	L200
Section Times	1:11.24 (0:14.69)	0:56.55 [8] (0:11.14)	0:45.40 [8] (0:10.80)	0:34.60 [8] (0:11.41)	0:23.19 [7] (0:11.34)	0:11.85 [7] (0:11.85)
Average Speed [km/h]	49.6	64.6	66.5	62.9	63.6	61.2
Top Speed [km/h]	62.1	67.3	69.2	63.9	64.3	63.4
Avg. Dist. to Rail [m]	2.4	0.9	0.5	0.6	2.6	3.2
Avg. Stride Freq. [Hz]	2.2	2.3	2.3	2.2	2.3	2.3
Avg. Stride Length [m]	6.8	7.9	8.2	8.0	7.9	7.7



- [] Ranking at each section and finish
- :-:- No data available at this section
- NA No data available

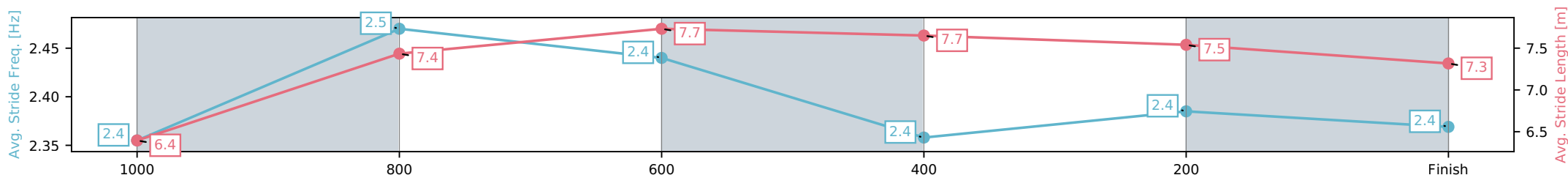
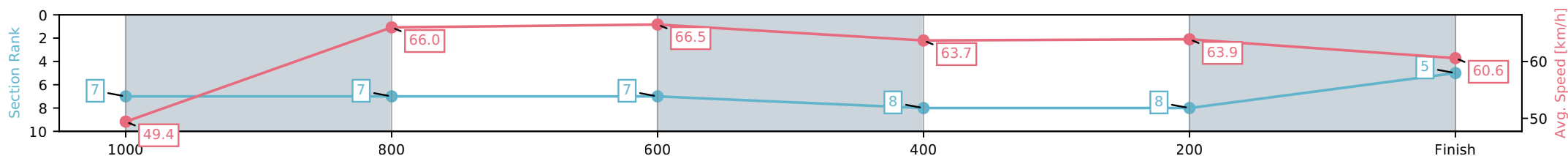
Horse/Jockey Name	Rocky Prince/Lacey Morrison
Finish Rank	5
Fastest Section Time (Section)	0:10.92 (800-600)
Top Speed [km/h] (Section)	69.3 (1000-800)
Race State	Finished



Townsville QLD --Professional-2026-05-25
 Race 3: BELLE PROPERTY TOWNSVILLE QTIS Two-Year-Old Handicap - 1200m
 25 May 2026 - 2:20PM
 Track Rating: Soft 5, Weather: Fine, Rail Position: +5m 1000m-W/Post, +4m Remainder



Section	L1200	L1000	L800	L600	L400	L200
Section Times	1:11.45 (0:14.68)	0:56.76 [7] (0:11.02)	0:45.75 [7] (0:10.92)	0:34.82 [7] (0:11.44)	0:23.38 [8] (0:11.34)	0:12.04 [8] (0:12.04)
Average Speed [km/h]	49.4	66.0	66.5	63.7	63.9	60.6
Top Speed [km/h]	62.3	69.3	68.8	64.6	64.7	63.4
Avg. Dist. to Rail [m]	6.5	1.9	2.1	2.4	5.1	4.7
Avg. Stride Freq. [Hz]	2.4	2.5	2.4	2.4	2.4	2.4
Avg. Stride Length [m]	6.4	7.4	7.7	7.7	7.5	7.3



- [] Ranking at each section and finish
- :-:- No data available at this section
- NA No data available

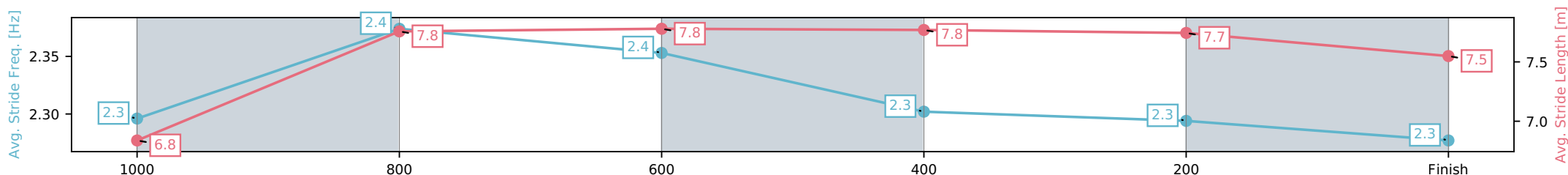
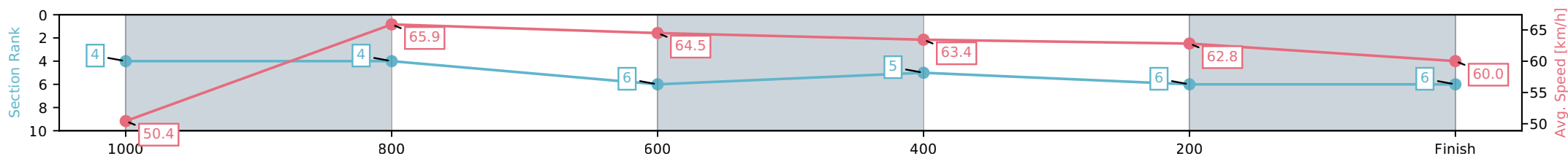
Horse/Jockey Name	Octopolis/Ivo Fry
Finish Rank	6
Fastest Section Time (Section)	0:10.97 (1000-800)
Top Speed [km/h] (Section)	67.5 (1000-800)
Race State	Finished



Townsville QLD --Professional-2026-05-25
 Race 3: BELLE PROPERTY TOWNSVILLE QTIS Two-Year-Old Handicap - 1200m
 25 May 2026 - 2:20PM
 Track Rating: Soft 5, Weather: Fine, Rail Position: +5m 1000m-W/Post, +4m Remainder



Section	L1200	L1000	L800	L600	L400	L200
Section Times	1:11.57 (0:14.38)	0:57.19 [4] (0:10.97)	0:46.22 [4] (0:11.20)	0:35.02 [6] (0:11.32)	0:23.69 [5] (0:11.48)	0:12.21 [6] (0:12.21)
Average Speed [km/h]	50.4	65.9	64.5	63.4	62.8	60.0
Top Speed [km/h]	62.8	67.5	67.1	64.4	63.3	63.1
Avg. Dist. to Rail [m]	4.0	1.1	0.8	0.5	1.6	1.9
Avg. Stride Freq. [Hz]	2.3	2.4	2.4	2.3	2.3	2.3
Avg. Stride Length [m]	6.8	7.8	7.8	7.8	7.7	7.5



- [] Ranking at each section and finish
- :-:- No data available at this section
- NA No data available

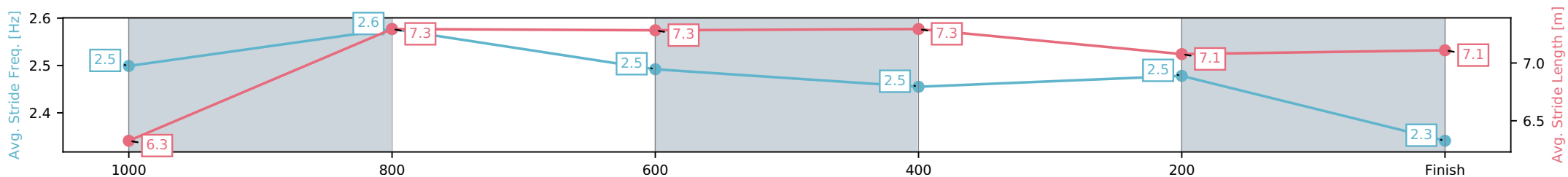
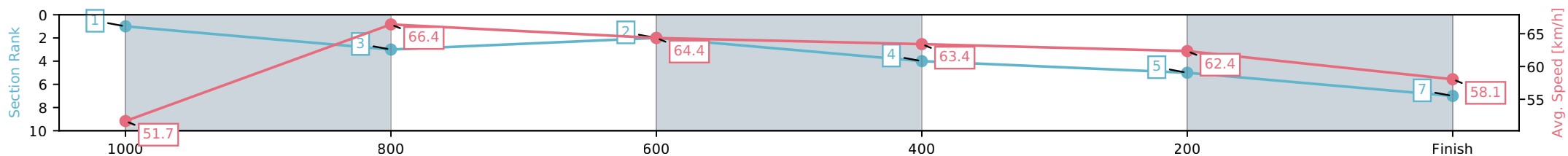
Horse/Jockey Name	Maganista/Adam Sewell
Finish Rank	7
Fastest Section Time (Section)	0:10.96 (1000-800)
Top Speed [km/h] (Section)	68.6 (1000-800)
Race State	Finished



Townsville QLD --Professional-2026-05-25
 Race 3: BELLE PROPERTY TOWNSVILLE QTIS Two-Year-Old Handicap - 1200m
 25 May 2026 - 2:20PM
 Track Rating: Soft 5, Weather: Fine, Rail Position: +5m 1000m-W/Post, +4m Remainder



Section	L1200	L1000	L800	L600	L400	L200
Section Times	1:11.86 (0:14.04)	0:57.82 [1] (0:10.96)	0:46.86 [3] (0:11.35)	0:35.52 [2] (0:11.43)	0:24.09 [4] (0:11.58)	0:12.51 [5] (0:12.51)
Average Speed [km/h]	51.7	66.4	64.4	63.4	62.4	58.1
Top Speed [km/h]	66.2	68.6	65.7	65.1	63.6	61.0
Avg. Dist. to Rail [m]	6.8	2.4	2.9	1.5	1.7	2.1
Avg. Stride Freq. [Hz]	2.5	2.6	2.5	2.5	2.5	2.3
Avg. Stride Length [m]	6.3	7.3	7.3	7.3	7.1	7.1



- [] Ranking at each section and finish
- :-:- No data available at this section
- NA No data available

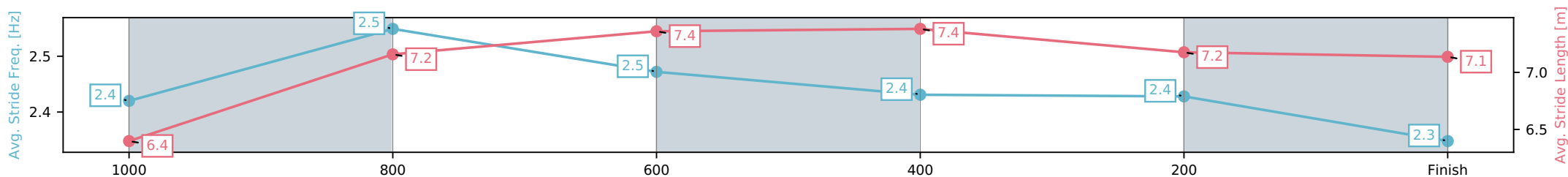
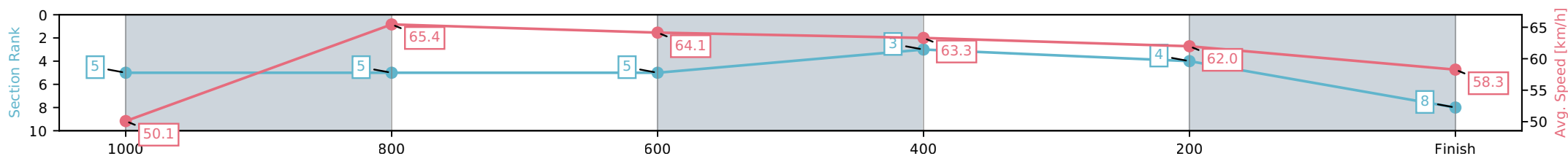
Horse/Jockey Name	Red Light Power/Chelsea Jokic
Finish Rank	8
Fastest Section Time (Section)	0:10.97 (1000-800)
Top Speed [km/h] (Section)	67.2 (1000-800)
Race State	Finished



Townsville QLD --Professional-2026-05-25
 Race 3: BELLE PROPERTY TOWNSVILLE QTIS Two-Year-Old Handicap - 1200m
 25 May 2026 - 2:20PM
 Track Rating: Soft 5, Weather: Fine, Rail Position: +5m 1000m-W/Post, +4m Remainder



Section	L1200	L1000	L800	L600	L400	L200
Section Times	1:11.87 (0:14.42)	0:57.45 [5] (0:10.97)	0:46.47 [5] (0:11.12)	0:35.36 [5] (0:11.24)	0:24.12 [3] (0:11.57)	0:12.54 [4] (0:12.54)
Average Speed [km/h]	50.1	65.4	64.1	63.3	62.0	58.3
Top Speed [km/h]	61.2	67.2	66.0	64.8	62.8	61.8
Avg. Dist. to Rail [m]	1.7	0.6	2.1	2.4	0.9	0.2
Avg. Stride Freq. [Hz]	2.4	2.5	2.5	2.4	2.4	2.3
Avg. Stride Length [m]	6.4	7.2	7.4	7.4	7.2	7.1



- [] Ranking at each section and finish
- :-:- No data available at this section
- NA No data available



Townsville QLD
 Race 4: MITAVITE Class 2 Handicap - 1400m
 25 May 2026 - 2:55PM



Track Rating: Good 4, Weather: Fine, Rail Position: +5m 1000m-W/Post, +4m Remainder

Field Times (Race Tempo) 1:22.60 1:08.45 0:57.77 0:47.05 0:36.03 0:24.34 0:12.25
 (0:14.15) (0:10.68) (0:10.71) (0:11.02) (0:11.69) (0:12.08) (0:12.25)

Rank	TAB#	Horse	Overall Time	First 400m	Top Speed km/h (Section)	L1400	L1200	L1000	L800	L600	L400	L200	
	(BAR#)	Jockey	Margin (DT-W)	Last 600m	Fastest Section (Time)	Start - 1200	1200 - 1000	1000 - 800	800 - 600	600 - 400	400 - 200	200 - Finish	
1	1	Kirikan	1:22.60	0:25.40	67.5 (1400 - 1200)	1:22.60	1:08.11 [6]	0:57.21 [7]	0:46.03 [7]	0:35.08 [7]	0:23.72 [7]	0:12.14 [4]	
	(4)	Ryan Wiggins		0:35.07	1200-1000 (0:10.91)	(0:14.49)	(0:10.91)	(0:11.18)	(0:10.95)	(0:11.35)	(0:11.58)	(0:12.14)	
2	4	She's A Beauty	1:22.63	0:25.21	67.9 (1200-1000)	1:22.63	1:08.32 [5]	0:57.42 [5]	0:46.39 [6]	0:35.51 [5]	0:23.90 [6]	0:12.18 [3]	
	(8)	Sean Cormack	0.2L (+1)	0:35.52	800-600 (0:10.87)	(0:14.31)	(0:10.90)	(0:11.03)	(0:10.87)	(0:11.61)	(0:11.73)	(0:12.18)	
3	5	Four Leaf Wonder	1:22.99	0:24.84	68.7 (1200-1000)	1:22.99	1:08.81 [2]	0:58.16 [1]	0:47.43 [2]	0:36.34 [2]	0:24.71 [2]	0:12.64 [1]	
	(9)	Chris Mclver	2.3L (+1)	0:36.33	1200-1000 (0:10.66)	(0:14.18)	(0:10.66)	(0:10.73)	(0:11.09)	(0:11.63)	(0:12.06)	(0:12.64)	
4	2	Rock The Sunrise	1:23.18	0:24.97	68.5 (1400 - 1200)	1:23.18	1:09.03 [1]	0:58.21 [3]	0:47.24 [4]	0:36.30 [3]	0:24.78 [3]	0:12.62 [6]	
	(1)	Aidan Holt	3.4L (+2)	0:36.29	1200-1000 (0:10.82)	(0:14.15)	(0:10.82)	(0:10.98)	(0:10.94)	(0:11.52)	(0:12.15)	(0:12.62)	
5	6	Hell Of A Trip	1:23.36	0:25.33	68.6 (1400 - 1200)	1:23.36	1:08.82 [7]	0:58.03 [6]	0:47.12 [5]	0:36.17 [6]	0:24.66 [5]	0:12.52 [7]	
	(2)	Lacey Morrison	4.5L (+5)	0:36.16	1200-1000 (0:10.79)	(0:14.54)	(0:10.79)	(0:10.91)	(0:10.95)	(0:11.51)	(0:12.13)	(0:12.52)	
6	7	Looming One	1:23.41	0:25.84	67.1 (800-600)	1:23.41	1:08.67 [10]	0:57.57 [10]	0:46.42 [10]	0:35.45 [10]	0:24.00 [10]	0:12.31 [8]	
	(5)	Chelsea Jokic	4.7L (-1)	0:35.46	800-600 (0:10.98)	(0:14.74)	(0:11.10)	(0:11.14)	(0:10.98)	(0:11.45)	(0:11.70)	(0:12.31)	
7	9	Wired For Fun	1:23.58	0:25.56	67.6 (800-600)	1:23.58	1:08.99 [8]	0:58.02 [8]	0:46.92 [8]	0:35.95 [8]	0:24.30 [8]	0:12.45 [9]	
	(3)	Wanderson D'Avila	5.8L (+1)	0:35.95	1200-1000 (0:10.97)	(0:14.59)	(0:10.97)	(0:11.09)	(0:10.97)	(0:11.65)	(0:11.85)	(0:12.45)	
8	8	Toranaga	1:23.61	0:25.05	67.8 (1400 - 1200)	1:23.61	1:09.34 [3]	0:58.55 [4]	0:47.71 [3]	0:36.72 [4]	0:25.19 [4]	0:13.06 [5]	
	(7)	Ivo Fry	6.0L (+1)	0:36.73	1200-1000 (0:10.79)	(0:14.26)	(0:10.79)	(0:10.84)	(0:10.99)	(0:11.54)	(0:12.13)	(0:13.06)	
9	3	Parch	1:23.62	0:24.92	69.3 (1400 - 1200)	1:23.62	1:09.33 [4]	0:58.70 [2]	0:48.07 [1]	0:37.05 [1]	0:25.36 [1]	0:13.18 [2]	
	(6)	Tasha Chambers	6.0L (+14)	0:37.05	1000-800 (0:10.63)	(0:14.29)	(0:10.63)	(0:10.63)	(0:11.02)	(0:11.69)	(0:12.18)	(0:13.18)	
10	10	Savvy Thinker	1:23.89	0:25.67	67.7 (800-600)	1:23.89	1:09.29 [9]	0:58.22 [9]	0:47.05 [9]	0:36.12 [9]	0:24.54 [9]	0:12.54 [10]	
	(10)	Nathan Thomas	7.6L (+2)	0:36.12	800-600 (0:10.93)	(0:14.60)	(0:11.07)	(0:11.16)	(0:10.93)	(0:11.58)	(0:12.00)	(0:12.54)	

Report Created: Mon 25 May 2026

(Note: Races are conducted over an approximate distance as close as possible to the advertised distance, and recorded data may vary accordingly. Official times refer to race times only and do not include handicap times.)

[] Position in running at each section and finish TAB# Saddle cloth number

:-:-- No data available at this section

NA No data available

DNT Did not track

BAR# Barrier/Gate Position

DNF Did not finish

DT-W Distance travelled compared to winner in metres

Fastest split

Fastest section

Horse/Jockey Name	Kirikan/Ryan Wiggins
Finish Rank	1
Fastest Section Time (Section)	0:10.91 (1200-1000)
Top Speed [km/h] (Section)	67.5 (1400 - 1200)
Race State	Finished



Townsville QLD --Professional-2026-05-25

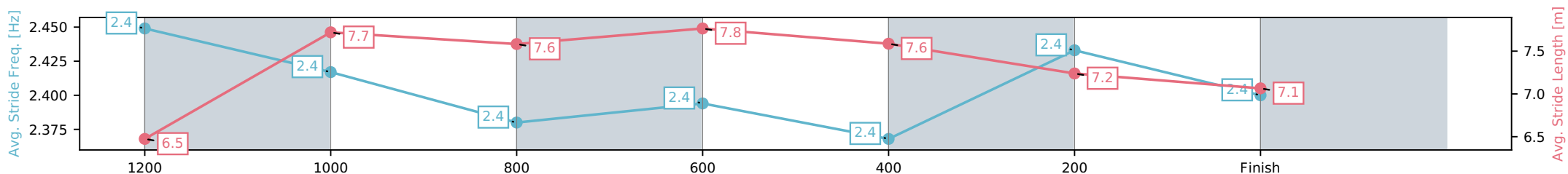
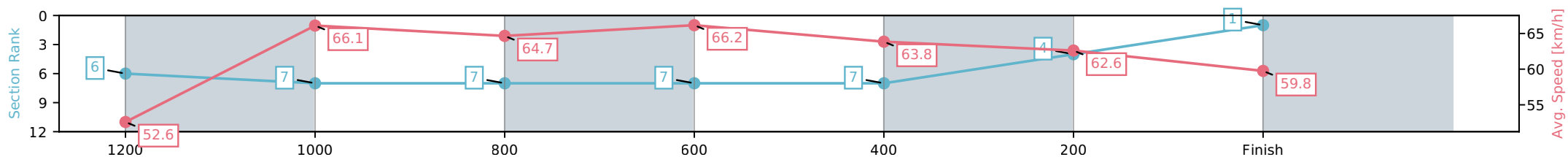
Race 4: MITAVITE Class 2 Handicap - 1400m

25 May 2026 - 2:55PM

Track Rating: Good 4, Weather: Fine, Rail Position: +5m 1000m-W/Post, +4m Remainder



Section	L1400	L1200	L1000	L800	L600	L400	L200
Section Times	1:22.60 (0:14.49)	1:08.11 [6] (0:10.91)	0:57.21 [7] (0:11.18)	0:46.03 [7] (0:10.95)	0:35.08 [7] (0:11.35)	0:23.72 [7] (0:11.58)	0:12.14 [4] (0:12.14)
Average Speed [km/h]	52.6	66.1	64.7	66.2	63.8	62.6	59.8
Top Speed [km/h]	67.5	67.2	66.2	67.0	65.1	64.3	61.7
Avg. Dist. to Rail [m]	2.3	0.7	1.0	1.4	1.6	5.3	4.9
Avg. Stride Freq. [Hz]	2.4	2.4	2.4	2.4	2.4	2.4	2.4
Avg. Stride Length [m]	6.5	7.7	7.6	7.8	7.6	7.2	7.1



- [] Ranking at each section and finish
- :-:- No data available at this section
- NA No data available

Horse/Jockey Name	She's A Beauty/Sean Cormack
Finish Rank	2
Fastest Section Time (Section)	0:10.87 (800-600)
Top Speed [km/h] (Section)	67.9 (1200-1000)
Race State	Finished



Townsville QLD --Professional-2026-05-25

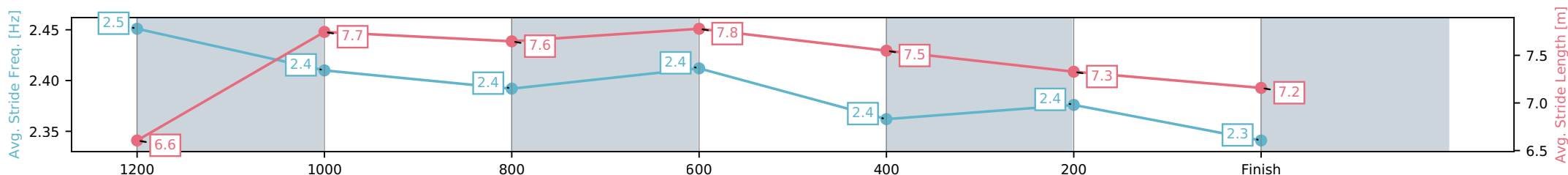
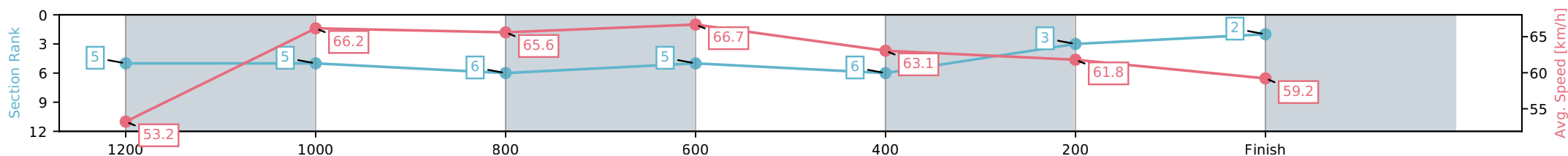
Race 4: MITAVITE Class 2 Handicap - 1400m

25 May 2026 - 2:55PM

Track Rating: Good 4, Weather: Fine, Rail Position: +5m 1000m-W/Post, +4m Remainder



Section	L1400	L1200	L1000	L800	L600	L400	L200
Section Times	1:22.63 (0:14.31)	1:08.32 [5] (0:10.90)	0:57.42 [5] (0:11.03)	0:46.39 [6] (0:10.87)	0:35.51 [5] (0:11.61)	0:23.90 [6] (0:11.73)	0:12.18 [3] (0:12.18)
Average Speed [km/h]	53.2	66.2	65.6	66.7	63.1	61.8	59.2
Top Speed [km/h]	67.5	67.9	66.8	67.8	64.7	63.3	61.1
Avg. Dist. to Rail [m]	5.2	1.2	1.1	1.8	3.2	3.7	1.9
Avg. Stride Freq. [Hz]	2.5	2.4	2.4	2.4	2.4	2.4	2.3
Avg. Stride Length [m]	6.6	7.7	7.6	7.8	7.5	7.3	7.2



- [] Ranking at each section and finish
- :-:- No data available at this section
- NA No data available

Horse/Jockey Name	Four Leaf Wonder/Chris McIver
Finish Rank	3
Fastest Section Time (Section)	0:10.66 (1200-1000)
Top Speed [km/h] (Section)	68.7 (1200-1000)
Race State	Finished



Townsville QLD --Professional-2026-05-25

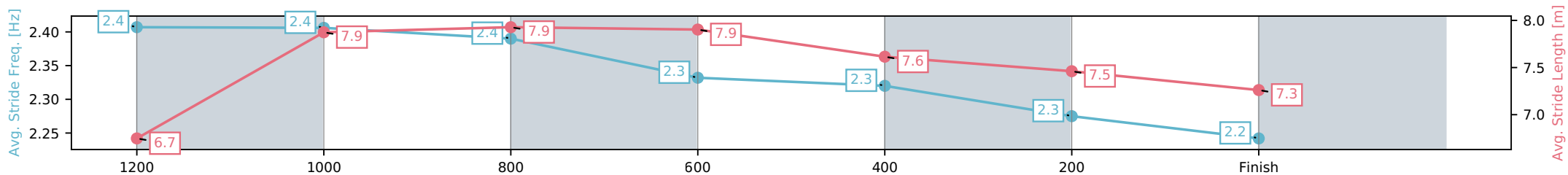
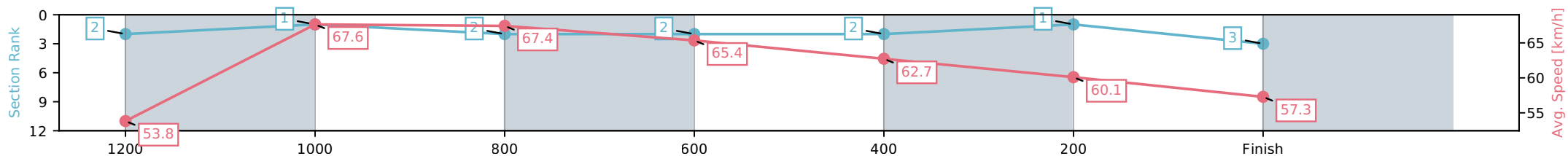
Race 4: MITAVITE Class 2 Handicap - 1400m

25 May 2026 - 2:55PM

Track Rating: Good 4, Weather: Fine, Rail Position: +5m 1000m-W/Post, +4m Remainder



Section	L1400	L1200	L1000	L800	L600	L400	L200
Section Times	1:22.99 (0:14.18)	1:08.81 [2] (0:10.66)	0:58.16 [1] (0:10.73)	0:47.43 [2] (0:11.09)	0:36.34 [2] (0:11.63)	0:24.71 [2] (0:12.06)	0:12.64 [1] (0:12.64)
Average Speed [km/h]	53.8	67.6	67.4	65.4	62.7	60.1	57.3
Top Speed [km/h]	67.7	68.7	68.4	66.7	64.3	61.3	58.8
Avg. Dist. to Rail [m]	7.3	2.4	1.0	1.5	2.8	3.8	3.3
Avg. Stride Freq. [Hz]	2.4	2.4	2.4	2.3	2.3	2.3	2.2
Avg. Stride Length [m]	6.7	7.9	7.9	7.9	7.6	7.5	7.3



- [] Ranking at each section and finish
- :-:- No data available at this section
- NA No data available

Horse/Jockey Name	Rock The Sunrise/Aidan Holt
Finish Rank	4
Fastest Section Time (Section)	0:10.82 (1200-1000)
Top Speed [km/h] (Section)	68.5 (1400 - 1200)
Race State	Finished



Townsville QLD --Professional-2026-05-25

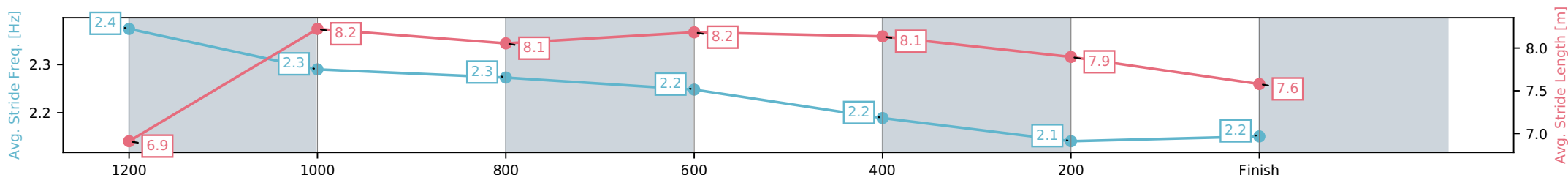
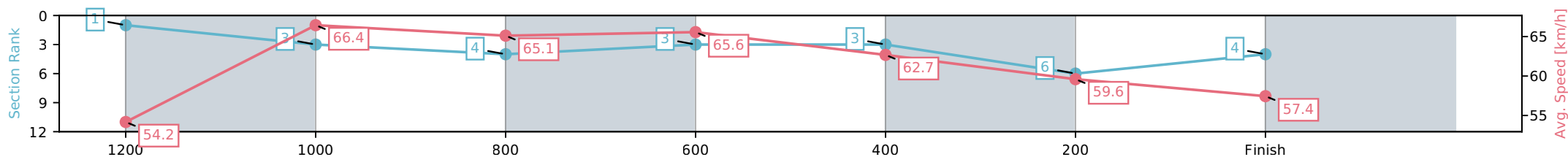
Race 4: MITAVITE Class 2 Handicap - 1400m

25 May 2026 - 2:55PM

Track Rating: Good 4, Weather: Fine, Rail Position: +5m 1000m-W/Post, +4m Remainder



Section	L1400	L1200	L1000	L800	L600	L400	L200
Section Times	1:23.18 (0:14.15)	1:09.03 [1] (0:10.82)	0:58.21 [3] (0:10.98)	0:47.24 [4] (0:10.94)	0:36.30 [3] (0:11.52)	0:24.78 [3] (0:12.15)	0:12.62 [6] (0:12.62)
Average Speed [km/h]	54.2	66.4	65.1	65.6	62.7	59.6	57.4
Top Speed [km/h]	68.5	68.0	66.0	66.5	64.6	61.2	59.0
Avg. Dist. to Rail [m]	0.9	0.7	1.4	1.0	0.9	2.7	3.6
Avg. Stride Freq. [Hz]	2.4	2.3	2.3	2.2	2.2	2.1	2.2
Avg. Stride Length [m]	6.9	8.2	8.1	8.2	8.1	7.9	7.6



- [] Ranking at each section and finish
- :-:- No data available at this section
- NA No data available

Horse/Jockey Name	Hell Of A Trip/Lacey Morrison
Finish Rank	5
Fastest Section Time (Section)	0:10.79 (1200-1000)
Top Speed [km/h] (Section)	68.6 (1400 - 1200)
Race State	Finished



Townsville QLD --Professional-2026-05-25

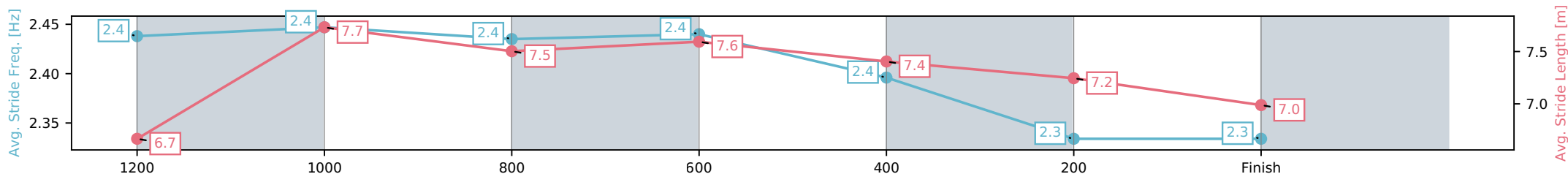
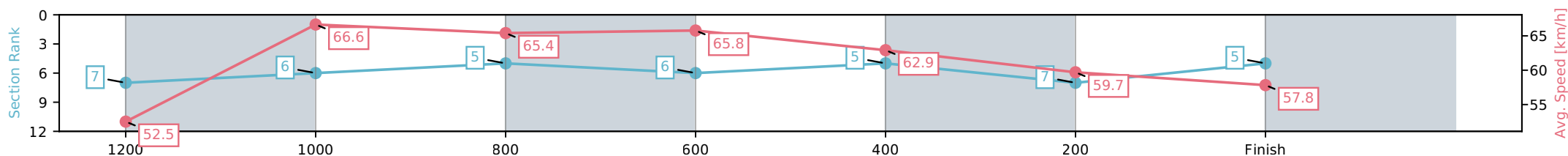
Race 4: MITAVITE Class 2 Handicap - 1400m

25 May 2026 - 2:55PM

Track Rating: Good 4, Weather: Fine, Rail Position: +5m 1000m-W/Post, +4m Remainder



Section	L1400	L1200	L1000	L800	L600	L400	L200
Section Times	1:23.36 (0:14.54)	1:08.82 [7] (0:10.79)	0:58.03 [6] (0:10.91)	0:47.12 [5] (0:10.95)	0:36.17 [6] (0:11.51)	0:24.66 [5] (0:12.13)	0:12.52 [7] (0:12.52)
Average Speed [km/h]	52.5	66.6	65.4	65.8	62.9	59.7	57.8
Top Speed [km/h]	68.6	68.4	66.6	66.9	63.6	61.9	58.9
Avg. Dist. to Rail [m]	2.5	1.7	1.7	0.5	1.3	3.2	3.6
Avg. Stride Freq. [Hz]	2.4	2.4	2.4	2.4	2.4	2.3	2.3
Avg. Stride Length [m]	6.7	7.7	7.5	7.6	7.4	7.2	7.0



- [] Ranking at each section and finish
- :-:- No data available at this section
- NA No data available

Horse/Jockey Name	Looming One/Chelsea Jokic
Finish Rank	6
Fastest Section Time (Section)	0:10.98 (800-600)
Top Speed [km/h] (Section)	67.1 (800-600)
Race State	Finished



Townsville QLD --Professional-2026-05-25

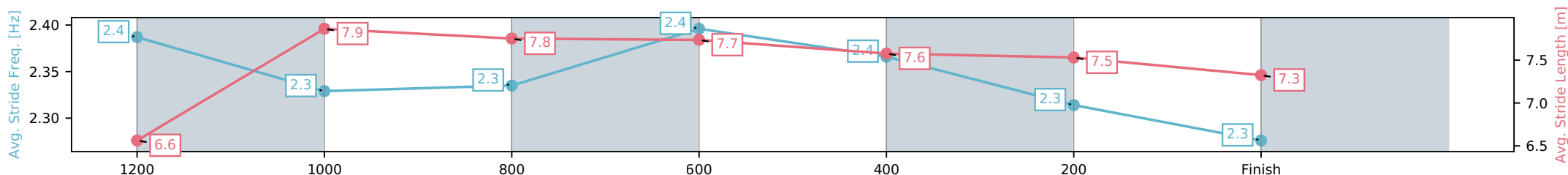
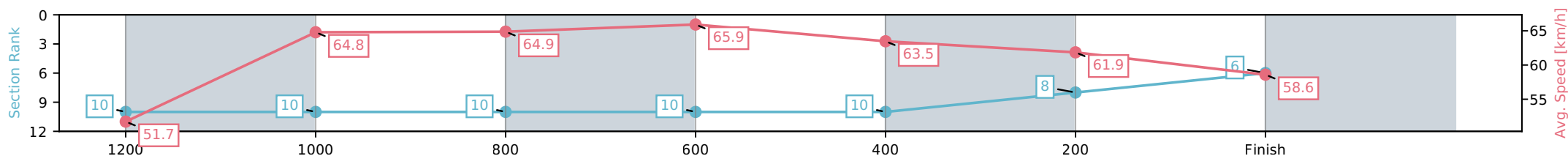
Race 4: MITAVITE Class 2 Handicap - 1400m

25 May 2026 - 2:55PM

Track Rating: Good 4, Weather: Fine, Rail Position: +5m 1000m-W/Post, +4m Remainder



Section	L1400	L1200	L1000	L800	L600	L400	L200
Section Times	1:23.41 (0:14.74)	1:08.67 [10] (0:11.10)	0:57.57 [10] (0:11.14)	0:46.42 [10] (0:10.98)	0:35.45 [10] (0:11.45)	0:24.00 [10] (0:11.70)	0:12.31 [8] (0:12.31)
Average Speed [km/h]	51.7	64.8	64.9	65.9	63.5	61.9	58.6
Top Speed [km/h]	66.5	65.8	66.6	67.1	64.9	62.3	60.5
Avg. Dist. to Rail [m]	4.5	0.9	0.9	1.2	1.9	3.4	6.9
Avg. Stride Freq. [Hz]	2.4	2.3	2.3	2.4	2.4	2.3	2.3
Avg. Stride Length [m]	6.6	7.9	7.8	7.7	7.6	7.5	7.3



- [] Ranking at each section and finish
- :-:- No data available at this section
- NA No data available

Horse/Jockey Name	Wired For Fun/Wanderson D'Avila
Finish Rank	7
Fastest Section Time (Section)	0:10.97 (1200-1000)
Top Speed [km/h] (Section)	67.6 (800-600)
Race State	Finished



Townsville QLD --Professional-2026-05-25

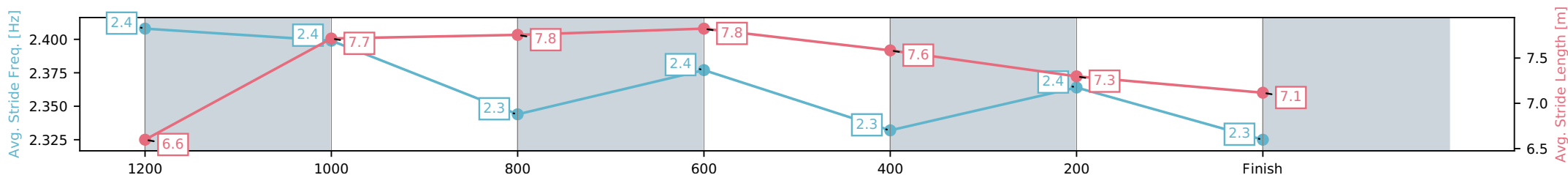
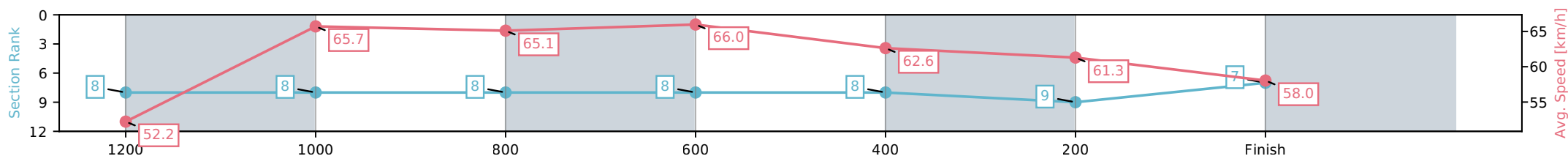
Race 4: MITAVITE Class 2 Handicap - 1400m

25 May 2026 - 2:55PM

Track Rating: Good 4, Weather: Fine, Rail Position: +5m 1000m-W/Post, +4m Remainder



Section	L1400	L1200	L1000	L800	L600	L400	L200
Section Times	1:23.58 (0:14.59)	1:08.99 [8] (0:10.97)	0:58.02 [8] (0:11.09)	0:46.92 [8] (0:10.97)	0:35.95 [8] (0:11.65)	0:24.30 [8] (0:11.85)	0:12.45 [9] (0:12.45)
Average Speed [km/h]	52.2	65.7	65.1	66.0	62.6	61.3	58.0
Top Speed [km/h]	66.3	67.3	66.7	67.6	64.7	62.8	61.1
Avg. Dist. to Rail [m]	3.1	1.7	0.8	1.4	2.8	5.8	8.0
Avg. Stride Freq. [Hz]	2.4	2.4	2.3	2.4	2.3	2.4	2.3
Avg. Stride Length [m]	6.6	7.7	7.8	7.8	7.6	7.3	7.1



- [] Ranking at each section and finish
- :-:- No data available at this section
- NA No data available

Horse/Jockey Name	Toranaga/Ivo Fry
Finish Rank	8
Fastest Section Time (Section)	0:10.79 (1200-1000)
Top Speed [km/h] (Section)	67.8 (1400 - 1200)
Race State	Finished



Townsville QLD --Professional-2026-05-25

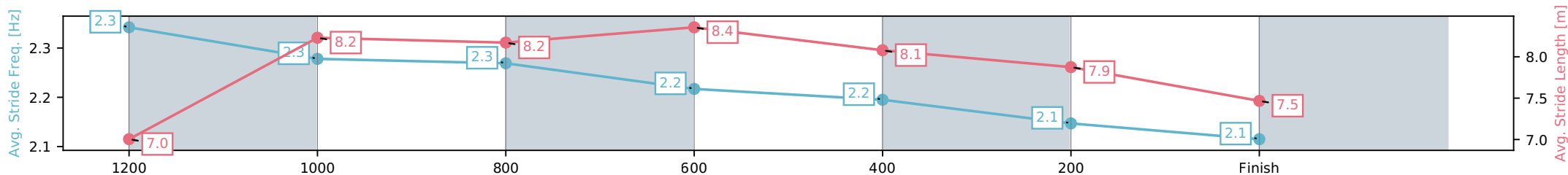
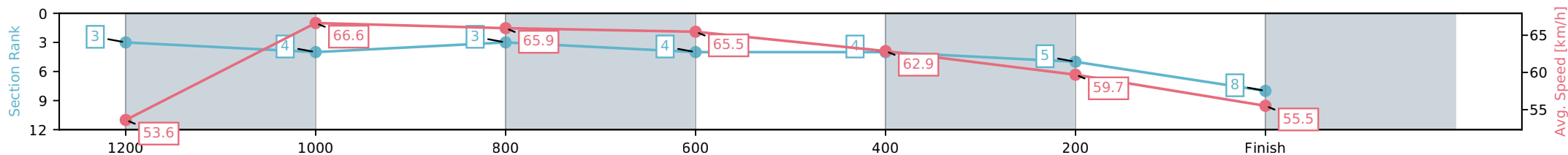
Race 4: MITAVITE Class 2 Handicap - 1400m

25 May 2026 - 2:55PM

Track Rating: Good 4, Weather: Fine, Rail Position: +5m 1000m-W/Post, +4m Remainder



Section	L1400	L1200	L1000	L800	L600	L400	L200
Section Times	1:23.61 (0:14.26)	1:09.34 [3] (0:10.79)	0:58.55 [4] (0:10.84)	0:47.71 [3] (0:10.99)	0:36.72 [4] (0:11.54)	0:25.19 [4] (0:12.13)	0:13.06 [5] (0:13.06)
Average Speed [km/h]	53.6	66.6	65.9	65.5	62.9	59.7	55.5
Top Speed [km/h]	67.8	67.4	66.6	66.7	64.0	61.5	57.7
Avg. Dist. to Rail [m]	2.5	0.6	1.2	0.2	1.5	3.4	4.7
Avg. Stride Freq. [Hz]	2.3	2.3	2.3	2.2	2.2	2.1	2.1
Avg. Stride Length [m]	7.0	8.2	8.2	8.4	8.1	7.9	7.5



- [] Ranking at each section and finish
- :-:- No data available at this section
- NA No data available

Horse/Jockey Name	Parch/Tasha Chambers
Finish Rank	9
Fastest Section Time (Section)	0:10.63 (1000-800)
Top Speed [km/h] (Section)	69.3 (1400 - 1200)
Race State	Finished



Townsville QLD --Professional-2026-05-25

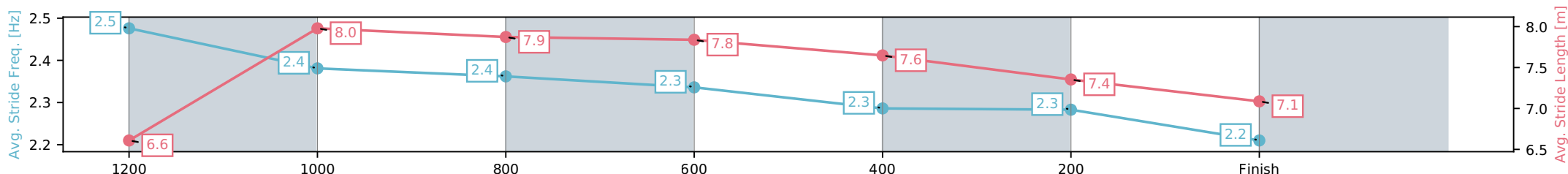
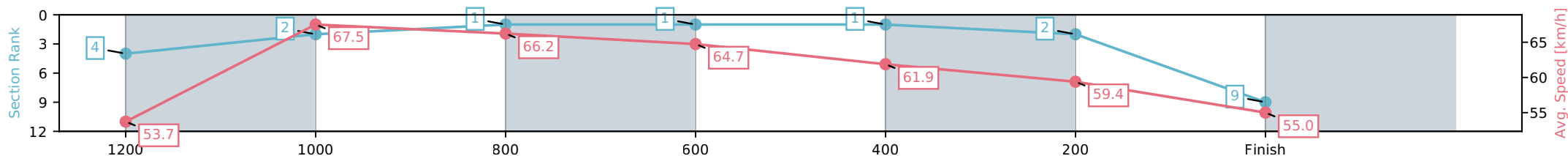
Race 4: MITAVITE Class 2 Handicap - 1400m

25 May 2026 - 2:55PM

Track Rating: Good 4, Weather: Fine, Rail Position: +5m 1000m-W/Post, +4m Remainder



Section	L1400	L1200	L1000	L800	L600	L400	L200
Section Times	1:23.62 (0:14.29)	1:09.33 [4] (0:10.63)	0:58.70 [2] (0:10.63)	0:48.07 [1] (0:11.02)	0:37.05 [1] (0:11.69)	0:25.36 [1] (0:12.18)	0:13.18 [2] (0:13.18)
Average Speed [km/h]	53.7	67.5	66.2	64.7	61.9	59.4	55.0
Top Speed [km/h]	69.3	68.5	67.2	66.6	63.6	60.7	57.3
Avg. Dist. to Rail [m]	2.0	2.4	4.1	2.1	1.2	2.4	1.7
Avg. Stride Freq. [Hz]	2.5	2.4	2.4	2.3	2.3	2.3	2.2
Avg. Stride Length [m]	6.6	8.0	7.9	7.8	7.6	7.4	7.1



- [] Ranking at each section and finish
- :-:- No data available at this section
- NA No data available

Horse/Jockey Name	Savvy Thinker/Nathan Thomas
Finish Rank	10
Fastest Section Time (Section)	0:10.93 (800-600)
Top Speed [km/h] (Section)	67.7 (800-600)
Race State	Finished



Townsville QLD --Professional-2026-05-25

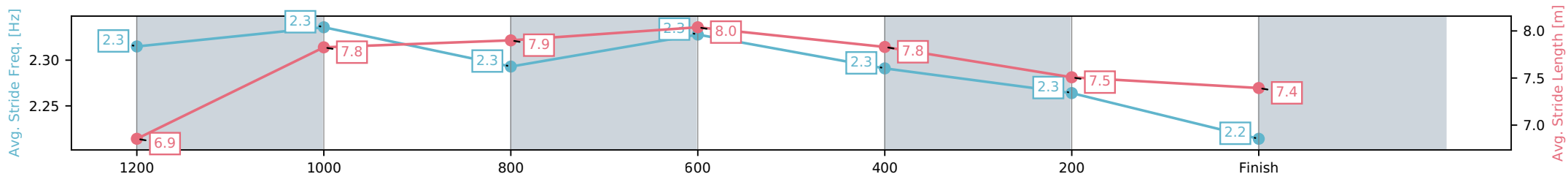
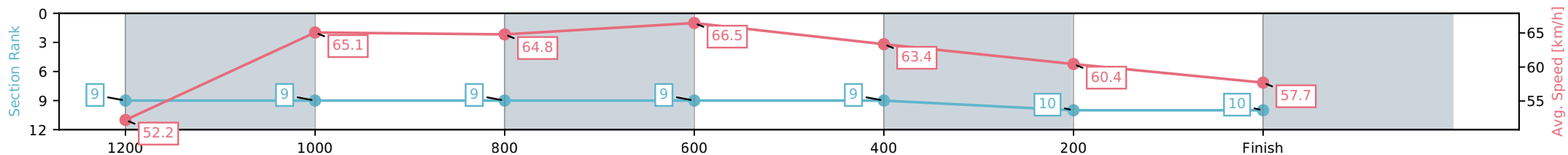
Race 4: MITAVITE Class 2 Handicap - 1400m

25 May 2026 - 2:55PM

Track Rating: Good 4, Weather: Fine, Rail Position: +5m 1000m-W/Post, +4m Remainder



Section	L1400	L1200	L1000	L800	L600	L400	L200
Section Times	1:23.89 (0:14.60)	1:09.29 [9] (0:11.07)	0:58.22 [9] (0:11.16)	0:47.05 [9] (0:10.93)	0:36.12 [9] (0:11.58)	0:24.54 [9] (0:12.00)	0:12.54 [10] (0:12.54)
Average Speed [km/h]	52.2	65.1	64.8	66.5	63.4	60.4	57.7
Top Speed [km/h]	65.2	65.6	66.2	67.7	65.0	61.6	59.8
Avg. Dist. to Rail [m]	7.8	1.7	1.0	1.9	3.8	4.9	4.4
Avg. Stride Freq. [Hz]	2.3	2.3	2.3	2.3	2.3	2.3	2.2
Avg. Stride Length [m]	6.9	7.8	7.9	8.0	7.8	7.5	7.4



- [] Ranking at each section and finish
- :-:- No data available at this section
- NA No data available

Horse/Jockey Name	Hellish/Aidan Holt
Finish Rank	1
Fastest Section Time (Section)	0:09.99 (800-600)
Top Speed [km/h] (Section)	73.9 (800-600)
Race State	Finished



Townsville QLD --Professional-2026-05-25

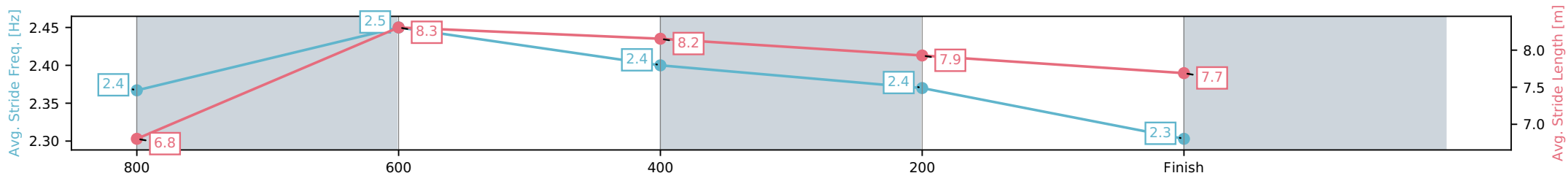
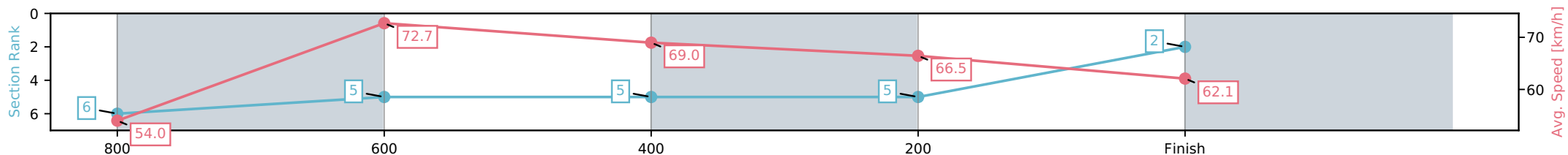
Race 5: LOLS COMEDY FESTIVAL 30TH MAY @ CLUDEN
PARK OPEN Handicap - 1000m

25 May 2026 - 3:35PM

Track Rating: Good 4, Weather: Fine, Rail Position: +5m 1000m-W/Post,
+4m Remainder



Section	L1000	L800	L600	L400	L200
Section Times	0:56.42 (0:13.24)	0:43.18 [6] (0:09.99)	0:33.19 [5] (0:10.59)	0:22.61 [5] (0:10.92)	0:11.69 [5] (0:11.69)
Average Speed [km/h]	54.0	72.7	69.0	66.5	62.1
Top Speed [km/h]	70.9	73.9	72.2	68.0	64.9
Avg. Dist. to Rail [m]	3.3	2.5	2.7	5.1	6.1
Avg. Stride Freq. [Hz]	2.4	2.5	2.4	2.4	2.3
Avg. Stride Length [m]	6.8	8.3	8.2	7.9	7.7



- [] Ranking at each section and finish
- :-:- No data available at this section
- NA No data available

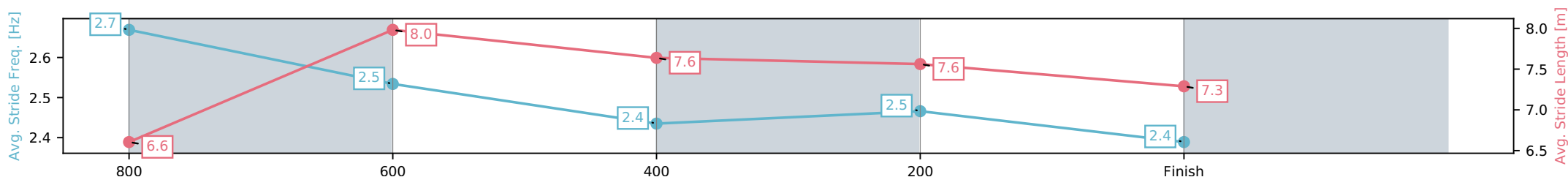
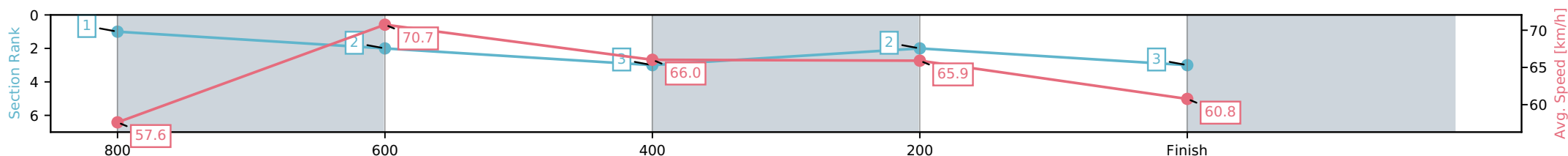
Horse/Jockey Name	Blue Stratum/Courtney Bellamy
Finish Rank	2
Fastest Section Time (Section)	0:10.14 (800-600)
Top Speed [km/h] (Section)	75.5 (800-600)
Race State	Finished



Townsville QLD --Professional-2026-05-25
 Race 5: LOLS COMEDY FESTIVAL 30TH MAY @ CLUDEN
 PARK OPEN Handicap - 1000m
 25 May 2026 - 3:35PM
 Track Rating: Good 4, Weather: Fine, Rail Position: +5m 1000m-W/Post,
 +4m Remainder



Section	L1000	L800	L600	L400	L200
Section Times	0:56.44 (0:12.44)	0:44.00 [1] (0:10.14)	0:33.86 [2] (0:10.96)	0:22.90 [3] (0:10.95)	0:11.95 [2] (0:11.95)
Average Speed [km/h]	57.6	70.7	66.0	65.9	60.8
Top Speed [km/h]	74.6	75.5	69.0	67.7	64.3
Avg. Dist. to Rail [m]	4.2	0.8	1.2	1.2	2.4
Avg. Stride Freq. [Hz]	2.7	2.5	2.4	2.5	2.4
Avg. Stride Length [m]	6.6	8.0	7.6	7.6	7.3



- [] Ranking at each section and finish
- :-:- No data available at this section
- NA No data available

Horse/Jockey Name	La Petite Maison/Nathan Thomas
Finish Rank	3
Fastest Section Time (Section)	0:10.02 (800-600)
Top Speed [km/h] (Section)	73.8 (800-600)
Race State	Finished



Townsville QLD --Professional-2026-05-25

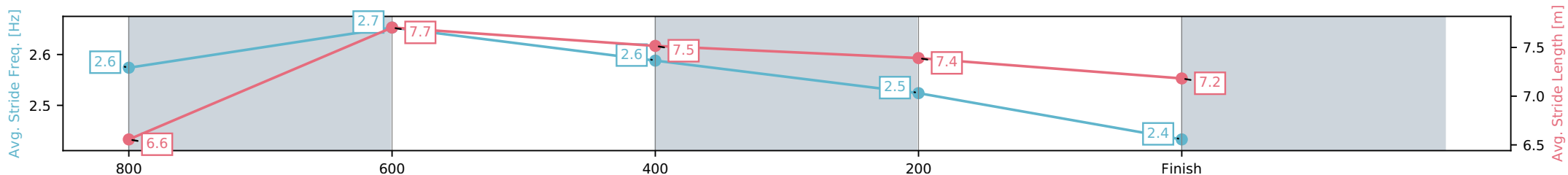
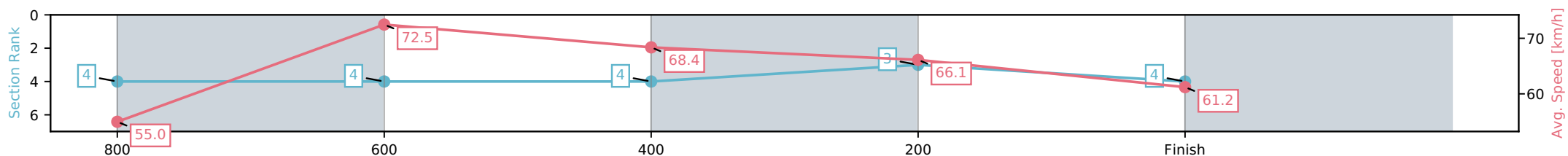
Race 5: LOLS COMEDY FESTIVAL 30TH MAY @ CLUDEN
PARK OPEN Handicap - 1000m

25 May 2026 - 3:35PM

Track Rating: Good 4, Weather: Fine, Rail Position: +5m 1000m-W/Post,
+4m Remainder



Section	L1000	L800	L600	L400	L200
Section Times	0:56.45 (0:13.03)	0:43.42 [4] (0:10.02)	0:33.40 [4] (0:10.64)	0:22.76 [4] (0:10.93)	0:11.83 [3] (0:11.83)
Average Speed [km/h]	55.0	72.5	68.4	66.1	61.2
Top Speed [km/h]	72.6	73.8	71.3	67.2	64.4
Avg. Dist. to Rail [m]	3.9	2.5	2.0	3.4	5.4
Avg. Stride Freq. [Hz]	2.6	2.7	2.6	2.5	2.4
Avg. Stride Length [m]	6.6	7.7	7.5	7.4	7.2



- [] Ranking at each section and finish
- :-:- No data available at this section
- NA No data available

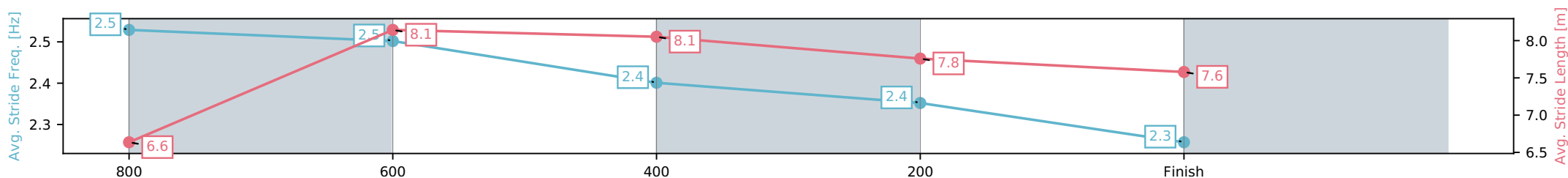
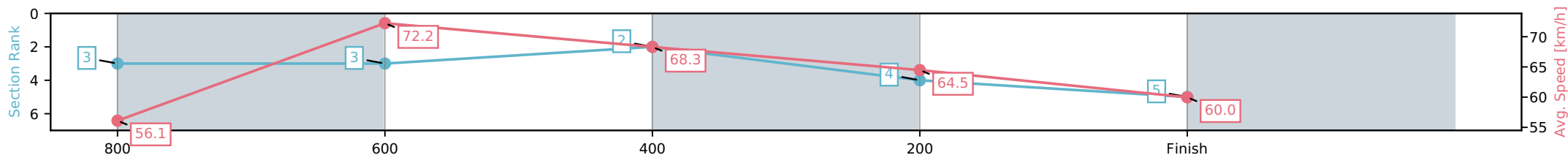
Horse/Jockey Name	Roweiner's Dance/Fiona Sandkuhl
Finish Rank	4
Fastest Section Time (Section)	0:10.00 (800-600)
Top Speed [km/h] (Section)	74.2 (800-600)
Race State	Finished



Townsville QLD --Professional-2026-05-25
 Race 5: LOLS COMEDY FESTIVAL 30TH MAY @ CLUDEN
 PARK OPEN Handicap - 1000m
 25 May 2026 - 3:35PM
 Track Rating: Good 4, Weather: Fine, Rail Position: +5m 1000m-W/Post,
 +4m Remainder



Section	L1000	L800	L600	L400	L200
Section Times	0:56.74 (0:12.77)	0:43.97 [3] (0:10.00)	0:33.97 [3] (0:10.63)	0:23.34 [2] (0:11.26)	0:12.08 [4] (0:12.08)
Average Speed [km/h]	56.1	72.2	68.3	64.5	60.0
Top Speed [km/h]	73.2	74.2	70.2	66.8	63.3
Avg. Dist. to Rail [m]	3.6	1.2	1.7	5.3	7.0
Avg. Stride Freq. [Hz]	2.5	2.5	2.4	2.4	2.3
Avg. Stride Length [m]	6.6	8.1	8.1	7.8	7.6



- [] Ranking at each section and finish
- :-:- No data available at this section
- NA No data available

Horse/Jockey Name	Gossip Torque/Chelsea Jokic
Finish Rank	5
Fastest Section Time (Section)	0:10.26 (800-600)
Top Speed [km/h] (Section)	71.1 (800-600)
Race State	Finished



Townsville QLD --Professional-2026-05-25

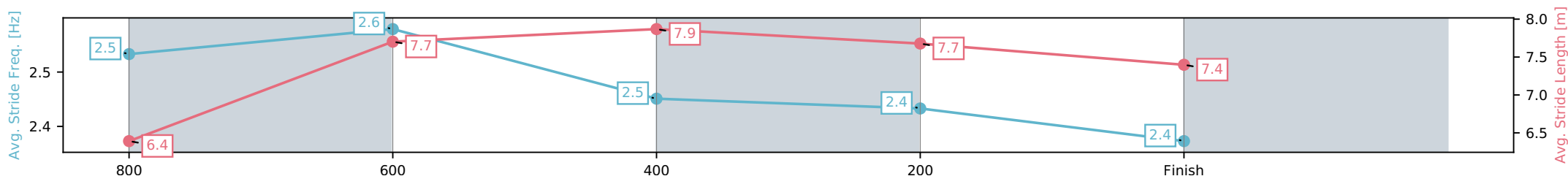
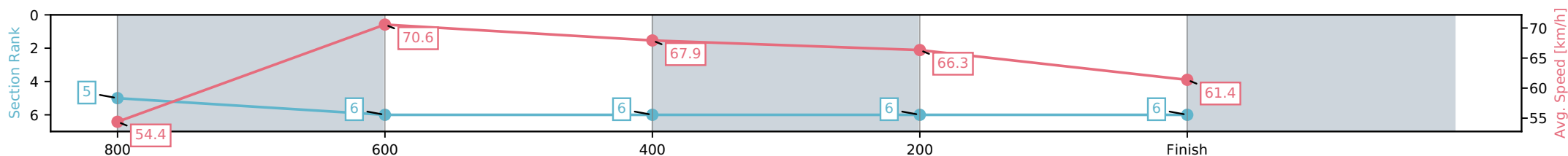
Race 5: LOLS COMEDY FESTIVAL 30TH MAY @ CLUDEN
PARK OPEN Handicap - 1000m

25 May 2026 - 3:35PM

Track Rating: Good 4, Weather: Fine, Rail Position: +5m 1000m-W/Post,
+4m Remainder



Section	L1000	L800	L600	L400	L200
Section Times	0:56.78 (0:13.13)	0:43.65 [5] (0:10.26)	0:33.39 [6] (0:10.67)	0:22.72 [6] (0:10.92)	0:11.80 [6] (0:11.80)
Average Speed [km/h]	54.4	70.6	67.9	66.3	61.4
Top Speed [km/h]	70.5	71.1	70.5	68.4	64.8
Avg. Dist. to Rail [m]	1.9	1.4	1.4	4.9	8.2
Avg. Stride Freq. [Hz]	2.5	2.6	2.5	2.4	2.4
Avg. Stride Length [m]	6.4	7.7	7.9	7.7	7.4



[] Ranking at each section and finish
 -:-:- No data available at this section
 NA No data available



Townsville QLD

Race 6: GREAT NORTHERN BREWING CO RATINGS BAND 0 - 55 Handicap - 1000m

25 May 2026 - 4:10PM

Track Rating: Good 4, Weather: Fine, Rail Position: +5m 1000m-W/Post, +4m Remainder



Field Times (Race Tempo) 0:56.46 (0:12.59) 0:43.87 (0:10.25) 0:33.62 (0:10.71) 0:22.90 (0:11.02) 0:11.88 (0:11.88)

Rank	TAB#	Horse	Overall Time	First 400m	Top Speed km/h (Section)	L1000	L800	L600	L400	L200			
	(BAR#)	Jockey	Margin (DT-W)	Last 600m	Fastest Section (Time)	Start - 800	800 - 600	600 - 400	400 - 200	200 - Finish			
1	12	Look At Rosa	0:56.46	0:23.60	71.1 (800-600)	0:56.46	0:43.39 [7]	0:32.85 [8]	0:22.11 [8]	0:11.35 [8]			
	(7)	Fiona Sandkuhl		0:32.86	800-600 (0:10.53)	(0:13.07)	(0:10.53)	(0:10.74)	(0:10.77)	(0:11.35)			
2	9	Hot Cocoa	0:56.61	0:23.03	72.9 (800-600)	0:56.61	0:43.80 [3]	0:33.58 [4]	0:23.01 [3]	0:11.95 [3]			
	(3)	Aidan Holt	0.9L (-1)	0:33.58	800-600 (0:10.22)	(0:12.81)	(0:10.22)	(0:10.57)	(0:11.06)	(0:11.95)			
3	5	Stella Boo	0:56.71	0:23.25	74.1 (800-600)	0:56.71	0:43.60 [8]	0:33.46 [7]	0:23.01 [6]	0:11.96 [5]			
	(4)	Chris McIver	1.4L (+1)	0:33.47	800-600 (0:10.14)	(0:13.11)	(0:10.14)	(0:10.46)	(0:11.05)	(0:11.96)			
4	7	Willingale	0:56.72	0:22.94	73.4 (800-600)	0:56.72	0:43.97 [2]	0:33.78 [2]	0:23.14 [2]	0:12.14 [1]			
	(11)	Lacey Morrison	1.5L (+1)	0:33.78	800-600 (0:10.19)	(0:12.75)	(0:10.19)	(0:10.64)	(0:11.00)	(0:12.14)			
5	2	Excelboom	0:56.82	0:22.96	74.8 (1000 - 800)	0:56.82	0:43.89 [5]	0:33.86 [3]	0:23.26 [1]	0:12.24 [2]			
	(5)	Adam Sewell	2.1L (+0)	0:33.87	800-600 (0:10.03)	(0:12.93)	(0:10.03)	(0:10.60)	(0:11.03)	(0:12.24)			
6	8	One Shot More	0:56.84	0:24.17	71.6 (600-400)	0:56.84	0:42.97 [11]	0:32.67 [11]	0:22.36 [10]	0:11.60 [9]			
	(6)	Chris Whiteley	2.2L (-4)	0:32.66	800-600 (0:10.30)	(0:13.87)	(0:10.30)	(0:10.31)	(0:10.75)	(0:11.60)			
7	11	Desarae Doll	0:56.92	0:23.17	73.2 (800-600)	0:56.92	0:44.03 [4]	0:33.75 [6]	0:23.09 [7]	0:11.89 [6]			
	(1)	Nathan Thomas	2.7L (-3)	0:33.75	800-600 (0:10.28)	(0:12.89)	(0:10.28)	(0:10.66)	(0:11.20)	(0:11.89)			
8	4	Bella Ace	0:56.96	0:23.13	72.7 (800-600)	0:56.96	0:44.02 [6]	0:33.83 [5]	0:23.30 [5]	0:12.23 [4]			
	(2)	Sean Cormack	3.0L (-2)	0:33.83	800-600 (0:10.19)	(0:12.94)	(0:10.19)	(0:10.52)	(0:11.08)	(0:12.23)			
9	13	Our Folly	0:57.45	0:23.80	71.7 (800-600)	0:57.45	0:43.97 [9]	0:33.64 [9]	0:23.08 [9]	0:12.19 [10]			
	(9)	Ivo Fry	5.8L (-2)	0:33.65	800-600 (0:10.32)	(0:13.48)	(0:10.32)	(0:10.56)	(0:10.90)	(0:12.19)			
10	6	Arrogant Heart	0:57.84	0:22.84	73.0 (800-600)	0:57.84	0:45.25 [1]	0:35.00 [1]	0:24.24 [4]	0:12.76 [7]			
	(10)	Peta Edwards	8.1L (-4)	0:35.00	800-600 (0:10.25)	(0:12.59)	(0:10.25)	(0:10.76)	(0:11.48)	(0:12.76)			

Scratched: Sensationabull (#3), Breeches (#10)

Report Created: Mon 25 May 2026

(Note: Races are conducted over an approximate distance as close as possible to the advertised distance, and recorded data may vary accordingly. Official times refer to race times only and do not include handicap times.)

[] Position in running at each section and finish TAB# Saddle cloth number
 -:-:- No data available at this section BAR# Barrier/Gate Position
 NA No data available DNF Did not finish
 DNT Did not track DT-W Distance travelled compared to winner in metres

Fastest split
 Fastest section

data processed by TRIPLESDATA

Horse/Jockey Name	Look At Rosa/Fiona Sandkuhl
Finish Rank	1
Fastest Section Time (Section)	0:10.53 (800-600)
Top Speed [km/h] (Section)	71.1 (800-600)
Race State	Finished



Townsville QLD --Professional-2026-05-25

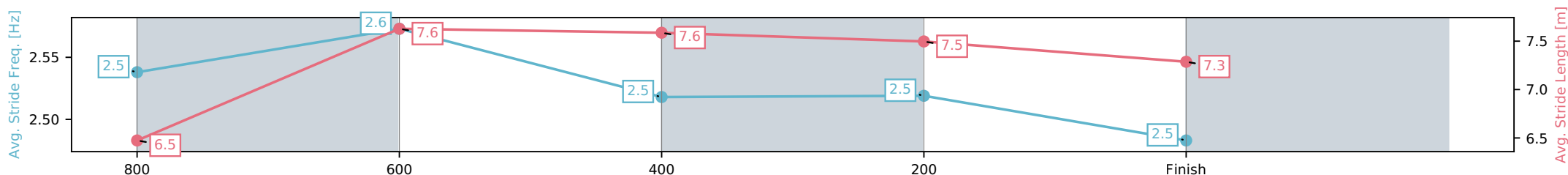
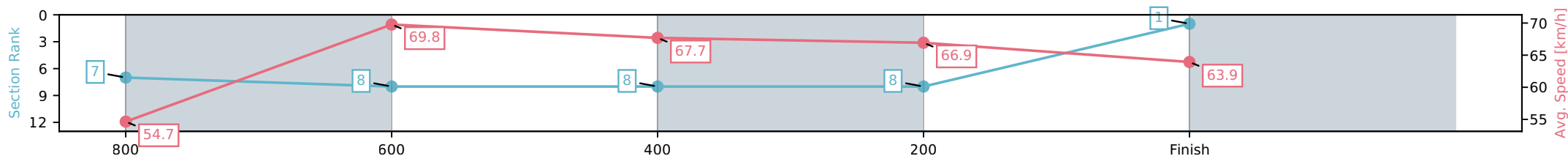
Race 6: GREAT NORTHERN BREWING CO RATINGS BAND 0
- 55 Handicap - 1000m

25 May 2026 - 4:10PM

Track Rating: Good 4, Weather: Fine, Rail Position: +5m 1000m-W/Post,
+4m Remainder



Section	L1000	L800	L600	L400	L200
Section Times	0:56.46 (0:13.07)	0:43.39 [7] (0:10.53)	0:32.85 [8] (0:10.74)	0:22.11 [8] (0:10.77)	0:11.35 [8] (0:11.35)
Average Speed [km/h]	54.7	69.8	67.7	66.9	63.9
Top Speed [km/h]	69.6	71.1	68.5	68.6	65.7
Avg. Dist. to Rail [m]	6.8	5.2	1.8	3.1	8.0
Avg. Stride Freq. [Hz]	2.5	2.6	2.5	2.5	2.5
Avg. Stride Length [m]	6.5	7.6	7.6	7.5	7.3



- [] Ranking at each section and finish
- :-:- No data available at this section
- NA No data available

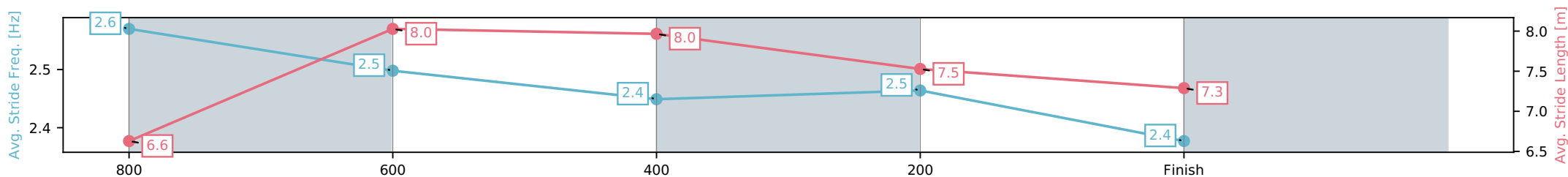
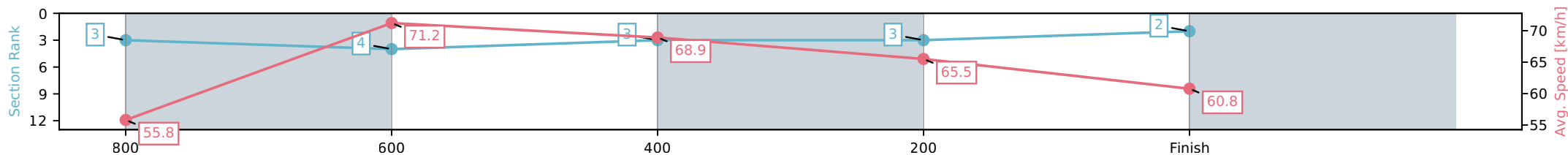
Horse/Jockey Name	Hot Cocoa/Aidan Holt
Finish Rank	2
Fastest Section Time (Section)	0:10.22 (800-600)
Top Speed [km/h] (Section)	72.9 (800-600)
Race State	Finished



Townsville QLD --Professional-2026-05-25
 Race 6: GREAT NORTHERN BREWING CO RATINGS BAND 0
 - 55 Handicap - 1000m
 25 May 2026 - 4:10PM
 Track Rating: Good 4, Weather: Fine, Rail Position: +5m 1000m-W/Post,
 +4m Remainder



Section	L1000	L800	L600	L400	L200
Section Times	0:56.61 (0:12.81)	0:43.80 [3] (0:10.22)	0:33.58 [4] (0:10.57)	0:23.01 [3] (0:11.06)	0:11.95 [3] (0:11.95)
Average Speed [km/h]	55.8	71.2	68.9	65.5	60.8
Top Speed [km/h]	72.6	72.9	70.5	66.9	63.5
Avg. Dist. to Rail [m]	4.1	2.7	2.5	3.8	5.5
Avg. Stride Freq. [Hz]	2.6	2.5	2.4	2.5	2.4
Avg. Stride Length [m]	6.6	8.0	8.0	7.5	7.3



[] Ranking at each section and finish
 -:-:- No data available at this section
 NA No data available

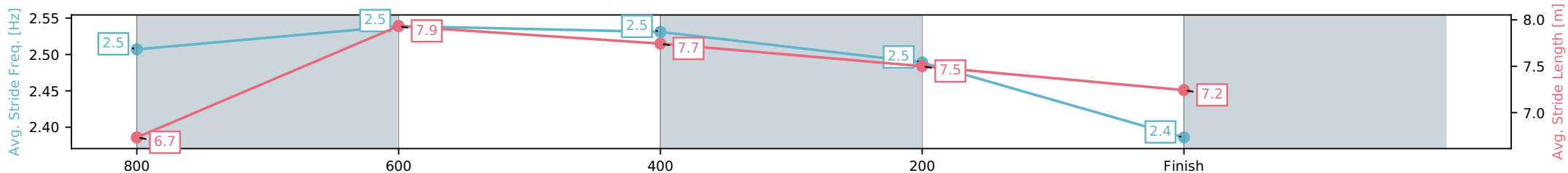
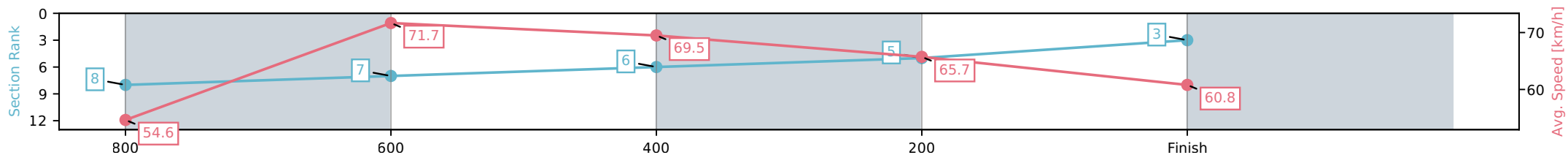
Horse/Jockey Name	Stella Boo/Chris McIver
Finish Rank	3
Fastest Section Time (Section)	0:10.14 (800-600)
Top Speed [km/h] (Section)	74.1 (800-600)
Race State	Finished



Townsville QLD --Professional-2026-05-25
 Race 6: GREAT NORTHERN BREWING CO RATINGS BAND 0
 - 55 Handicap - 1000m
 25 May 2026 - 4:10PM
 Track Rating: Good 4, Weather: Fine, Rail Position: +5m 1000m-W/Post,
 +4m Remainder



Section	L1000	L800	L600	L400	L200
Section Times	0:56.71 (0:13.11)	0:43.60 [8] (0:10.14)	0:33.46 [7] (0:10.46)	0:23.01 [6] (0:11.05)	0:11.96 [5] (0:11.96)
Average Speed [km/h]	54.6	71.7	69.5	65.7	60.8
Top Speed [km/h]	71.5	74.1	70.3	67.4	63.4
Avg. Dist. to Rail [m]	4.4	2.5	1.9	5.3	5.8
Avg. Stride Freq. [Hz]	2.5	2.5	2.5	2.5	2.4
Avg. Stride Length [m]	6.7	7.9	7.7	7.5	7.2



- [] Ranking at each section and finish
- :-:- No data available at this section
- NA No data available

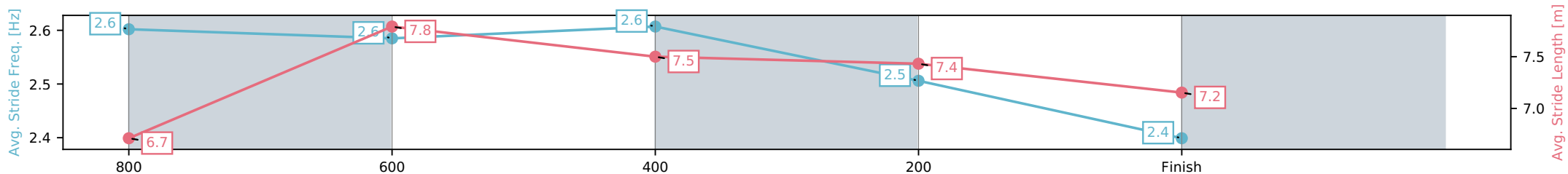
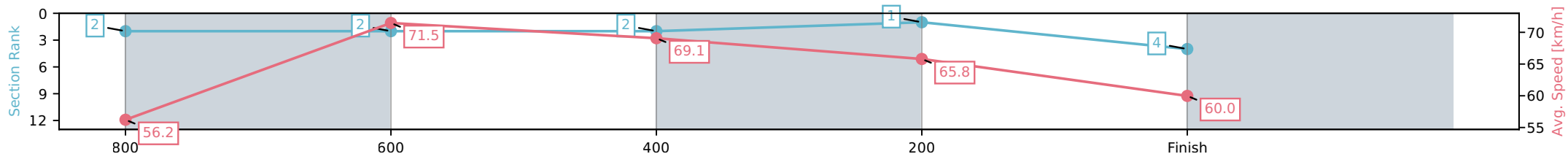
Horse/Jockey Name	Willingale/Lacey Morrison
Finish Rank	4
Fastest Section Time (Section)	0:10.19 (800-600)
Top Speed [km/h] (Section)	73.4 (800-600)
Race State	Finished



Townsville QLD --Professional-2026-05-25
 Race 6: GREAT NORTHERN BREWING CO RATINGS BAND 0
 - 55 Handicap - 1000m
 25 May 2026 - 4:10PM
 Track Rating: Good 4, Weather: Fine, Rail Position: +5m 1000m-W/Post,
 +4m Remainder



Section	L1000	L800	L600	L400	L200
Section Times	0:56.72 (0:12.75)	0:43.97 [2] (0:10.19)	0:33.78 [2] (0:10.64)	0:23.14 [2] (0:11.00)	0:12.14 [1] (0:12.14)
Average Speed [km/h]	56.2	71.5	69.1	65.8	60.0
Top Speed [km/h]	73.1	73.4	71.9	67.6	63.9
Avg. Dist. to Rail [m]	8.0	2.8	4.2	2.0	2.1
Avg. Stride Freq. [Hz]	2.6	2.6	2.6	2.5	2.4
Avg. Stride Length [m]	6.7	7.8	7.5	7.4	7.2



- [] Ranking at each section and finish
- :-:- No data available at this section
- NA No data available

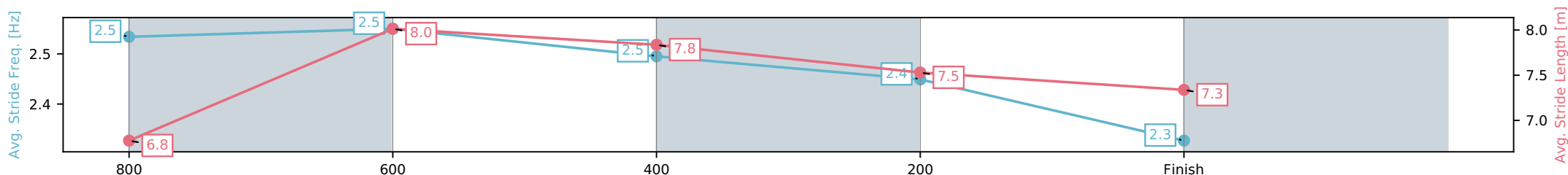
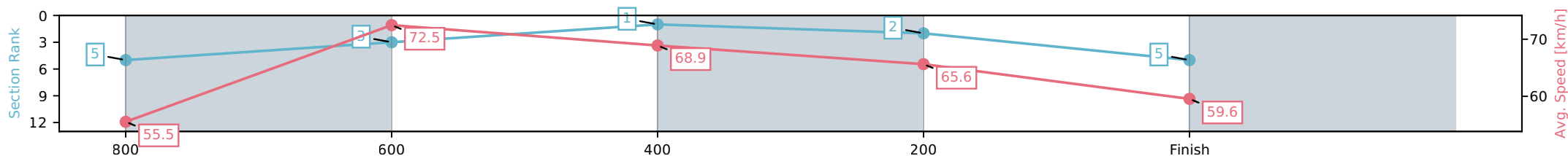
Horse/Jockey Name	Excelboom/Adam Sewell
Finish Rank	5
Fastest Section Time (Section)	0:10.03 (800-600)
Top Speed [km/h] (Section)	74.8 (1000 - 800)
Race State	Finished



Townsville QLD --Professional-2026-05-25
 Race 6: GREAT NORTHERN BREWING CO RATINGS BAND 0
 - 55 Handicap - 1000m
 25 May 2026 - 4:10PM
 Track Rating: Good 4, Weather: Fine, Rail Position: +5m 1000m-W/Post,
 +4m Remainder



Section	L1000	L800	L600	L400	L200
Section Times	0:56.82 (0:12.93)	0:43.89 [5] (0:10.03)	0:33.86 [3] (0:10.60)	0:23.26 [1] (0:11.03)	0:12.24 [2] (0:12.24)
Average Speed [km/h]	55.5	72.5	68.9	65.6	59.6
Top Speed [km/h]	74.8	74.7	71.1	66.7	63.8
Avg. Dist. to Rail [m]	4.8	2.6	2.8	3.5	5.2
Avg. Stride Freq. [Hz]	2.5	2.5	2.5	2.4	2.3
Avg. Stride Length [m]	6.8	8.0	7.8	7.5	7.3



- [] Ranking at each section and finish
- :-:- No data available at this section
- NA No data available

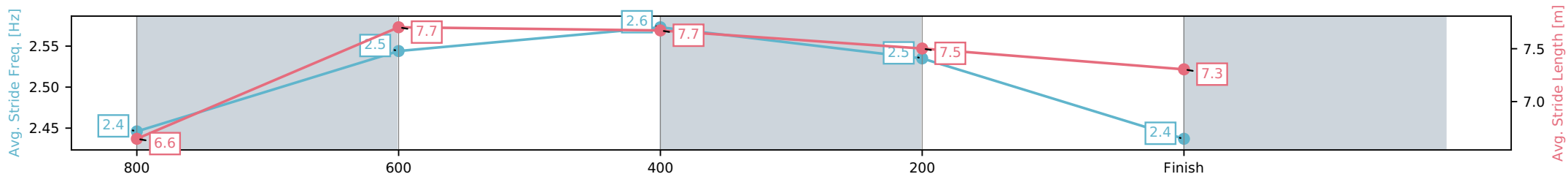
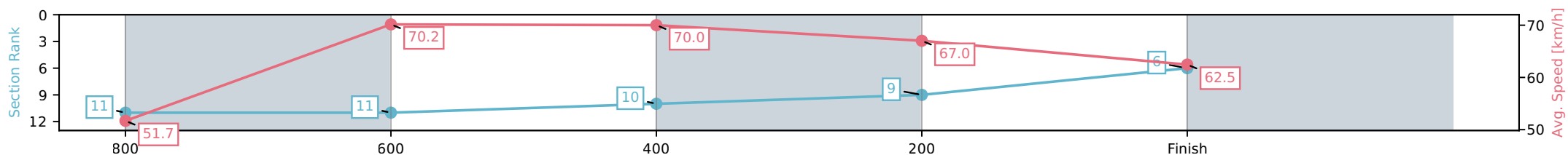
Horse/Jockey Name	One Shot More/Chris Whiteley
Finish Rank	6
Fastest Section Time (Section)	0:10.30 (800-600)
Top Speed [km/h] (Section)	71.6 (600-400)
Race State	Finished



Townsville QLD --Professional-2026-05-25
 Race 6: GREAT NORTHERN BREWING CO RATINGS BAND 0
 - 55 Handicap - 1000m
 25 May 2026 - 4:10PM
 Track Rating: Good 4, Weather: Fine, Rail Position: +5m 1000m-W/Post,
 +4m Remainder



Section	L1000	L800	L600	L400	L200
Section Times	0:56.84 (0:13.87)	0:42.97 [11] (0:10.30)	0:32.67 [11] (0:10.31)	0:22.36 [10] (0:10.75)	0:11.60 [9] (0:11.60)
Average Speed [km/h]	51.7	70.2	70.0	67.0	62.5
Top Speed [km/h]	68.6	71.3	71.6	68.6	64.9
Avg. Dist. to Rail [m]	2.9	0.9	0.9	3.3	7.9
Avg. Stride Freq. [Hz]	2.4	2.5	2.6	2.5	2.4
Avg. Stride Length [m]	6.6	7.7	7.7	7.5	7.3



- [] Ranking at each section and finish
- :-:- No data available at this section
- NA No data available

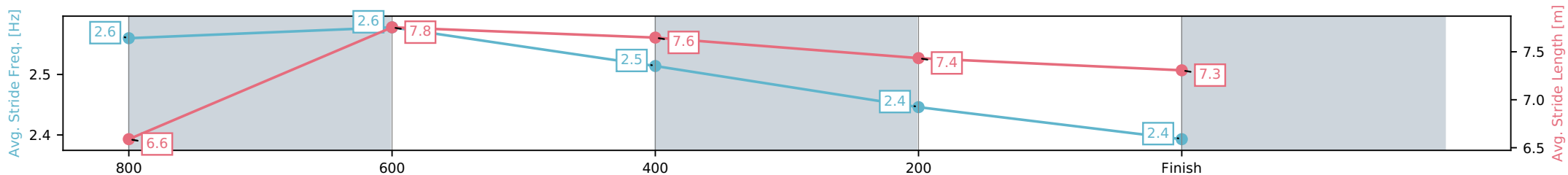
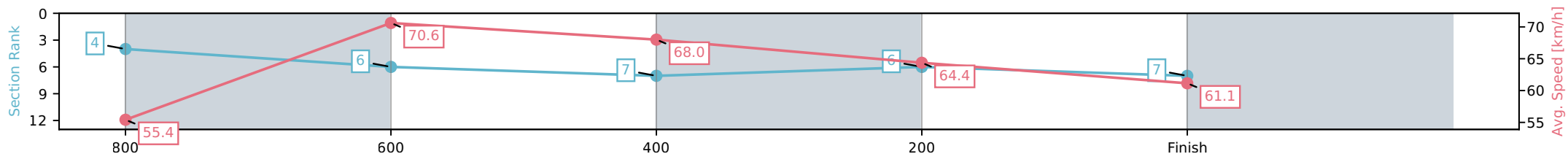
Horse/Jockey Name	Desarae Doll/Nathan Thomas
Finish Rank	7
Fastest Section Time (Section)	0:10.28 (800-600)
Top Speed [km/h] (Section)	73.2 (800-600)
Race State	Finished



Townsville QLD --Professional-2026-05-25
 Race 6: GREAT NORTHERN BREWING CO RATINGS BAND 0
 - 55 Handicap - 1000m
 25 May 2026 - 4:10PM
 Track Rating: Good 4, Weather: Fine, Rail Position: +5m 1000m-W/Post,
 +4m Remainder



Section	L1000	L800	L600	L400	L200
Section Times	0:56.92 (0:12.89)	0:44.03 [4] (0:10.28)	0:33.75 [6] (0:10.66)	0:23.09 [7] (0:11.20)	0:11.89 [6] (0:11.89)
Average Speed [km/h]	55.4	70.6	68.0	64.4	61.1
Top Speed [km/h]	73.2	73.2	69.0	67.2	64.2
Avg. Dist. to Rail [m]	1.7	2.0	1.4	1.8	4.6
Avg. Stride Freq. [Hz]	2.6	2.6	2.5	2.4	2.4
Avg. Stride Length [m]	6.6	7.8	7.6	7.4	7.3



- [] Ranking at each section and finish
- :-:- No data available at this section
- NA No data available

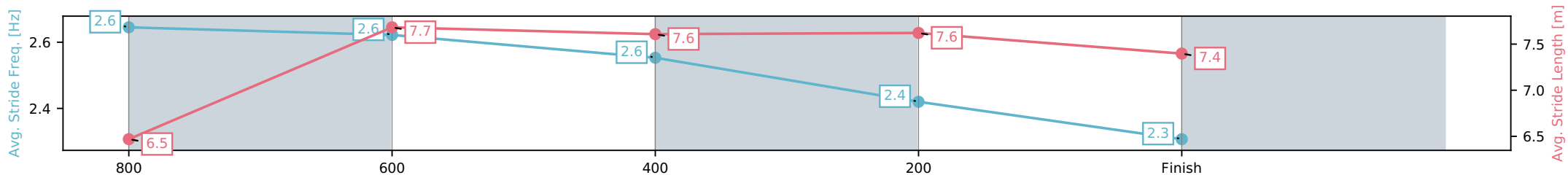
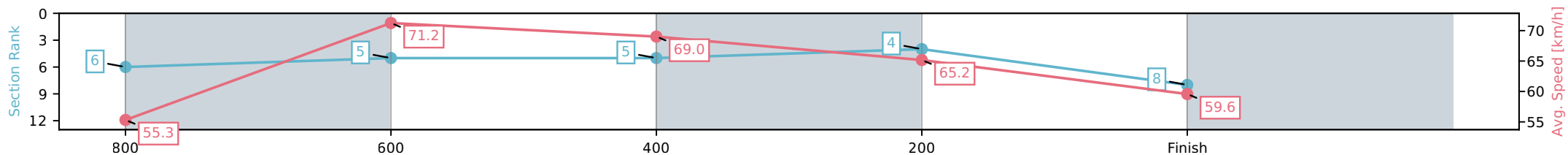
Horse/Jockey Name	Bella Ace/Sean Cormack
Finish Rank	8
Fastest Section Time (Section)	0:10.19 (800-600)
Top Speed [km/h] (Section)	72.7 (800-600)
Race State	Finished



Townsville QLD --Professional-2026-05-25
 Race 6: GREAT NORTHERN BREWING CO RATINGS BAND 0
 - 55 Handicap - 1000m
 25 May 2026 - 4:10PM
 Track Rating: Good 4, Weather: Fine, Rail Position: +5m 1000m-W/Post,
 +4m Remainder



Section	L1000	L800	L600	L400	L200
Section Times	0:56.96 (0:12.94)	0:44.02 [6] (0:10.19)	0:33.83 [5] (0:10.52)	0:23.30 [5] (0:11.08)	0:12.23 [4] (0:12.23)
Average Speed [km/h]	55.3	71.2	69.0	65.2	59.6
Top Speed [km/h]	72.5	72.7	71.0	67.6	62.7
Avg. Dist. to Rail [m]	2.9	2.5	1.6	1.5	1.2
Avg. Stride Freq. [Hz]	2.6	2.6	2.6	2.4	2.3
Avg. Stride Length [m]	6.5	7.7	7.6	7.6	7.4



- [] Ranking at each section and finish
- :-:- No data available at this section
- NA No data available

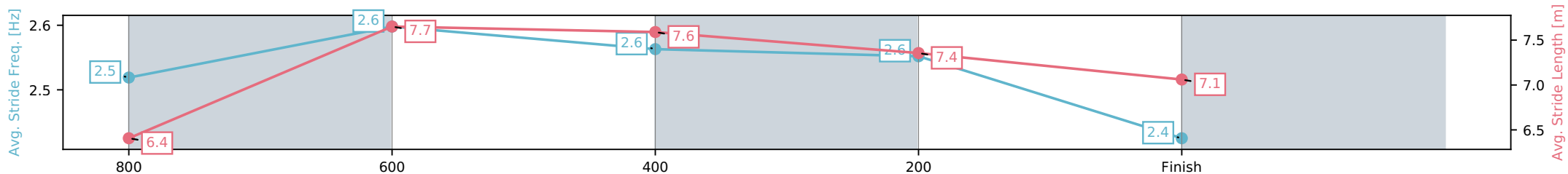
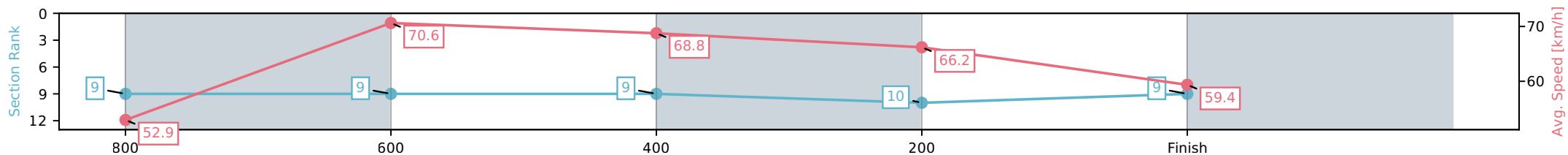
Horse/Jockey Name	Our Folly/Ivo Fry
Finish Rank	9
Fastest Section Time (Section)	0:10.32 (800-600)
Top Speed [km/h] (Section)	71.7 (800-600)
Race State	Finished



Townsville QLD --Professional-2026-05-25
 Race 6: GREAT NORTHERN BREWING CO RATINGS BAND 0
 - 55 Handicap - 1000m
 25 May 2026 - 4:10PM
 Track Rating: Good 4, Weather: Fine, Rail Position: +5m 1000m-W/Post,
 +4m Remainder



Section	L1000	L800	L600	L400	L200
Section Times	0:57.45 (0:13.48)	0:43.97 [9] (0:10.32)	0:33.64 [9] (0:10.56)	0:23.08 [9] (0:10.90)	0:12.19 [10] (0:12.19)
Average Speed [km/h]	52.9	70.6	68.8	66.2	59.4
Top Speed [km/h]	70.3	71.7	70.4	67.6	63.6
Avg. Dist. to Rail [m]	7.4	3.1	1.7	1.0	1.9
Avg. Stride Freq. [Hz]	2.5	2.6	2.6	2.6	2.4
Avg. Stride Length [m]	6.4	7.7	7.6	7.4	7.1



- [] Ranking at each section and finish
- :-:- No data available at this section
- NA No data available

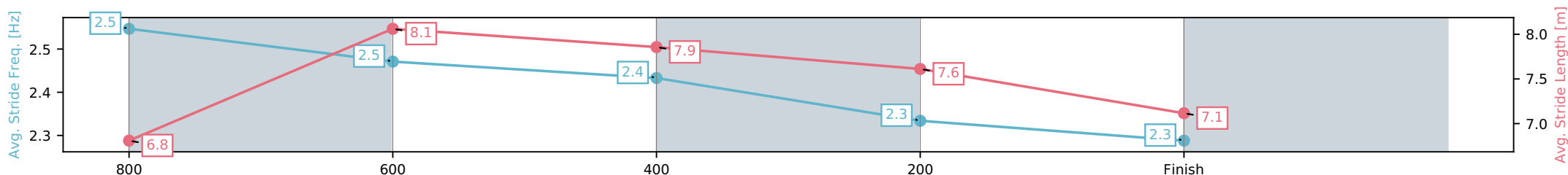
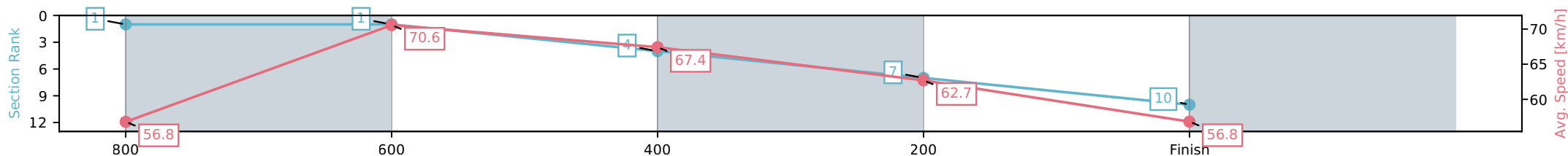
Horse/Jockey Name	Arrogant Heart/Peta Edwards
Finish Rank	10
Fastest Section Time (Section)	0:10.25 (800-600)
Top Speed [km/h] (Section)	73.0 (800-600)
Race State	Finished



Townsville QLD --Professional-2026-05-25
 Race 6: GREAT NORTHERN BREWING CO RATINGS BAND 0
 - 55 Handicap - 1000m
 25 May 2026 - 4:10PM
 Track Rating: Good 4, Weather: Fine, Rail Position: +5m 1000m-W/Post,
 +4m Remainder



Section	L1000	L800	L600	L400	L200
Section Times	0:57.84 (0:12.59)	0:45.25 [1] (0:10.25)	0:35.00 [1] (0:10.76)	0:24.24 [4] (0:11.48)	0:12.76 [7] (0:12.76)
Average Speed [km/h]	56.8	70.6	67.4	62.7	56.8
Top Speed [km/h]	72.9	73.0	70.6	64.5	61.0
Avg. Dist. to Rail [m]	7.2	1.2	1.2	0.4	1.6
Avg. Stride Freq. [Hz]	2.5	2.5	2.4	2.3	2.3
Avg. Stride Length [m]	6.8	8.1	7.9	7.6	7.1



- [] Ranking at each section and finish
- :-:- No data available at this section
- NA No data available

Horse/Jockey Name	Heza Romeo/Courtney Bellamy
Finish Rank	11
Fastest Section Time (Section)	0:10.57 (800-600)
Top Speed [km/h] (Section)	69.7 (800-600)
Race State	Finished



Townsville QLD --Professional-2026-05-25

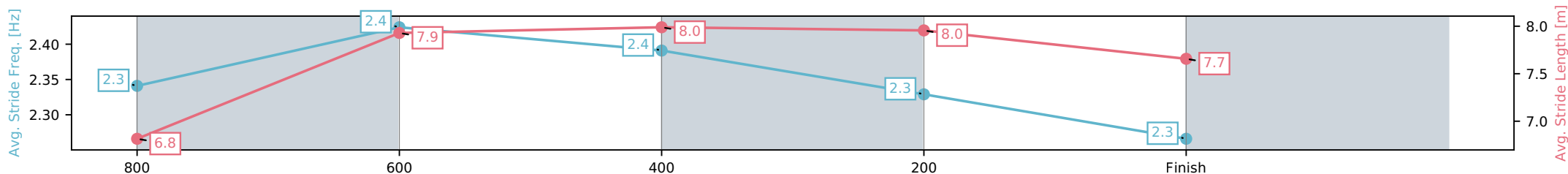
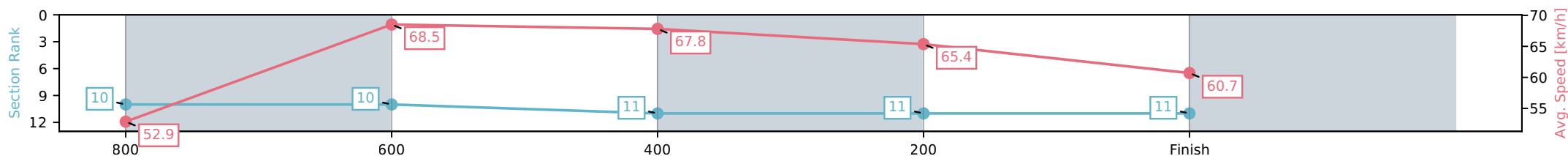
Race 6: GREAT NORTHERN BREWING CO RATINGS BAND 0
- 55 Handicap - 1000m

25 May 2026 - 4:10PM

Track Rating: Good 4, Weather: Fine, Rail Position: +5m 1000m-W/Post,
+4m Remainder



Section	L1000	L800	L600	L400	L200
Section Times	0:57.90 (0:13.56)	0:44.34 [10] (0:10.57)	0:33.77 [10] (0:10.69)	0:23.08 [11] (0:11.07)	0:12.01 [11] (0:12.01)
Average Speed [km/h]	52.9	68.5	67.8	65.4	60.7
Top Speed [km/h]	68.5	69.7	69.2	68.0	63.6
Avg. Dist. to Rail [m]	5.8	1.6	1.3	3.7	5.5
Avg. Stride Freq. [Hz]	2.3	2.4	2.4	2.3	2.3
Avg. Stride Length [m]	6.8	7.9	8.0	8.0	7.7



- [] Ranking at each section and finish
- :-:- No data available at this section
- NA No data available



Townsville QLD
Race 7: HYGAIN BENCHMARK 65 Handicap - 1200m
 25 May 2026 - 4:45PM



Track Rating: Good 4, Weather: Fine, Rail Position: +5m 1000m-W/Post, +4m Remainder

Field Times
 (Race Tempo) 1:09.26 0:56.08 0:45.44 0:34.67 0:23.38 0:11.86
 (0:13.18) (0:10.64) (0:10.77) (0:11.29) (0:11.52) (0:11.86)

Rank	TAB#	Horse	Overall Time	First 400m	Top Speed km/h (Section)	L1200	L1000	L800	L600	L400	L200		
	(BAR#)	Jockey	Margin (DT-W)	Last 600m	Fastest Section (Time)	Start - 1000	1000 - 800	800 - 600	600 - 400	400 - 200	200 - Finish		
1	12	Cifonelli	1:09.26	0:24.69	68.6 (800-600)	1:09.26	0:55.35 [9]	0:44.57 [11]	0:33.80 [11]	0:22.69 [9]	0:11.59 [4]		
	(12)	Aidan Holt		0:33.80	800-600 (0:10.76)	(0:13.91)	(0:10.78)	(0:10.76)	(0:11.11)	(0:11.10)	(0:11.59)		
2	4	Chartwell	1:09.46	0:24.66	69.0 (800-600)	1:09.46	0:55.54 [10]	0:44.79 [9]	0:34.10 [10]	0:22.97 [8]	0:11.66 [8]		
	(2)	Ryan Wiggins	1.2L (-7)	0:34.09	800-600 (0:10.69)	(0:13.92)	(0:10.74)	(0:10.69)	(0:11.13)	(0:11.30)	(0:11.66)		
3	7	Spirit Of Mac	1:09.57	0:24.68	70.6 (800-600)	1:09.57	0:55.63 [11]	0:44.89 [10]	0:34.23 [9]	0:22.99 [10]	0:11.74 [10]		
	(13)	Courtney Bellamy	1.8L (+6)	0:34.23	800-600 (0:10.66)	(0:13.94)	(0:10.74)	(0:10.66)	(0:11.24)	(0:11.25)	(0:11.74)		
4	2	Khumbila	1:09.60	0:24.35	68.5 (800-600)	1:09.60	0:56.01 [7]	0:45.25 [7]	0:34.38 [8]	0:23.02 [11]	0:11.79 [9]		
	(9)	Fiona Sandkuhl	2.0L (+2)	0:34.38	1000-800 (0:10.76)	(0:13.59)	(0:10.76)	(0:10.86)	(0:11.36)	(0:11.23)	(0:11.79)		
5	9	Northernontap	1:09.79	0:23.83	69.4 (800-600)	1:09.79	0:56.54 [2]	0:45.97 [2]	0:35.19 [2]	0:23.91 [2]	0:12.39 [1]		
	(10)	Tasha Chambers	3.1L (-3)	0:35.18	1000-800 (0:10.58)	(0:13.25)	(0:10.58)	(0:10.78)	(0:11.28)	(0:11.51)	(0:12.39)		
6	3	Ready Tiger	1:09.81	0:25.16	69.8 (800-600)	1:09.81	0:55.51 [13]	0:44.65 [13]	0:34.09 [13]	0:23.12 [12]	0:11.78 [12]		
	(8)	Nathan Thomas	3.2L (-2)	0:34.10	800-600 (0:10.56)	(0:14.30)	(0:10.86)	(0:10.56)	(0:10.97)	(0:11.35)	(0:11.78)		
7	11	Irresistible Force	1:09.86	0:24.18	68.9 (800-600)	1:09.86	0:56.42 [4]	0:45.68 [6]	0:34.82 [7]	0:23.53 [6]	0:12.11 [7]		
	(7)	Lacey Morrison	3.5L (+2)	0:34.83	1000-800 (0:10.74)	(0:13.44)	(0:10.74)	(0:10.86)	(0:11.30)	(0:11.42)	(0:12.11)		
8	8	Maximum Power	1:09.89	0:24.00	69.2 (1000-800)	1:09.89	0:56.43 [5]	0:45.89 [4]	0:35.08 [4]	0:23.86 [4]	0:12.33 [2]		
	(4)	Ivo Fry	3.7L (-2)	0:35.08	1000-800 (0:10.54)	(0:13.46)	(0:10.54)	(0:10.81)	(0:11.22)	(0:11.53)	(0:12.33)		
9	14	Intruder	1:10.13	0:24.38	68.9 (800-600)	1:10.13	0:56.41 [8]	0:45.75 [8]	0:35.11 [5]	0:23.98 [5]	0:12.46 [5]		
	(3)	Adam Sewell	5.1L (-6)	0:35.11	800-600 (0:10.65)	(0:13.72)	(0:10.66)	(0:10.65)	(0:11.13)	(0:11.52)	(0:12.46)		
10	13	Capicella	1:10.27	0:24.15	69.5 (1000-800)	1:10.27	0:56.80 [6]	0:46.12 [5]	0:35.25 [6]	0:23.88 [7]	0:12.34 [11]		
	(11)	Masayuki Abe	5.9L (+3)	0:35.24	1000-800 (0:10.68)	(0:13.47)	(0:10.68)	(0:10.87)	(0:11.36)	(0:11.54)	(0:12.34)		

Scratched: Rubunkar (#1), Twin Turbo (#15)

Report Created: Mon 25 May 2026

(Note: Races are conducted over an approximate distance as close as possible to the advertised distance, and recorded data may vary accordingly. Official times refer to race times only and do not include handicap times.)

[] Position in running at each section and finish TAB# Saddle cloth number
 -:-:- No data available at this section BAR# Barrier/Gate Position
 NA No data available DNF Did not finish
 DNT Did not track DT-W Distance travelled compared to winner in metres

Fastest split
 Fastest section

data processed by **TRIPLESDATA**



Townsville QLD
Race 7: HYGAIN BENCHMARK 65 Handicap - 1200m
 25 May 2026 - 4:45PM



Track Rating: Good 4, Weather: Fine, Rail Position: +5m 1000m-W/Post, +4m Remainder

Field Times
 (Race Tempo) 1:09.26 0:56.08 0:45.44 0:34.67 0:23.38 0:11.86
 (0:13.18) (0:10.64) (0:10.77) (0:11.29) (0:11.52) (0:11.86)

Rank	TAB#	Horse	Overall Time	First 400m	Top Speed km/h (Section)	L1200	L1000	L800	L600	L400	L200		
	(BAR#)	Jockey	Margin (DT-W)	Last 600m	Fastest Section (Time)	Start - 1000	1000 - 800	800 - 600	600 - 400	400 - 200	200 - Finish		
11	10	Bigcat	1:10.30	0:23.95	69.2 (800-600)	1:10.30	0:56.88 [3]	0:46.36 [3]	0:35.63 [3]	0:24.38 [3]	0:12.62 [6]		
	(1)	Chris McIver	6.1L (-5)	0:35.63	1000-800 (0:10.53)	(0:13.42)	(0:10.53)	(0:10.73)	(0:11.25)	(0:11.76)	(0:12.62)		
12	6	Snitzaroo	1:10.42	0:23.82	69.9 (1200 - 1000)	1:10.42	0:57.24 [1]	0:46.60 [1]	0:35.83 [1]	0:24.54 [1]	0:12.82 [3]		
	(5)	Peta Edwards	6.8L (-9)	0:35.83	1000-800 (0:10.64)	(0:13.18)	(0:10.64)	(0:10.77)	(0:11.29)	(0:11.72)	(0:12.82)		
13	5	Shockstar	1:10.70	0:25.00	69.7 (800-600)	1:10.70	0:56.57 [12]	0:45.70 [12]	0:35.12 [12]	0:23.79 [13]	0:12.15 [13]		
	(6)	Wanderson D'Avila	8.5L (-1)	0:35.12	800-600 (0:10.58)	(0:14.13)	(0:10.87)	(0:10.58)	(0:11.33)	(0:11.64)	(0:12.15)		

Scratched: Rubunkar (#1), Twin Turbo (#15)

Report Created: Mon 25 May 2026

(Note: Races are conducted over an approximate distance as close as possible to the advertised distance, and recorded data may vary accordingly. Official times refer to race times only and do not include handicap times.)

[] Position in running at each section and finish TAB# Saddle cloth number
 -:-:- No data available at this section BAR# Barrier/Gate Position
 NA No data available DNF Did not finish
 DNT Did not track DT-W Distance travelled compared to winner in metres

Fastest split
 Fastest section

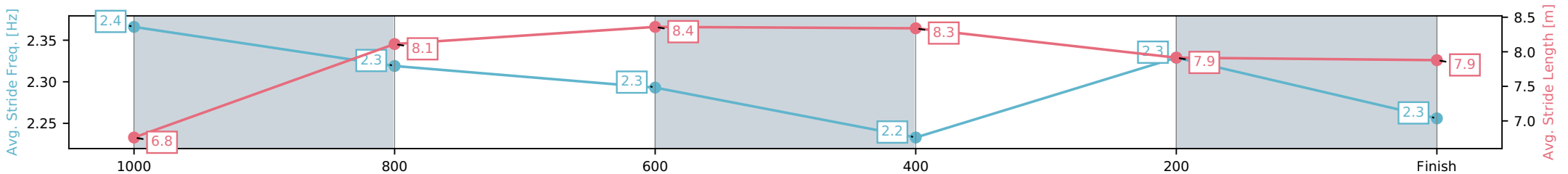
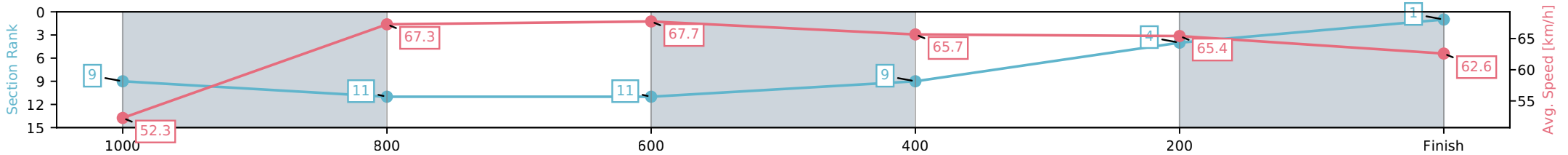
Horse/Jockey Name	Cifonelli/Aidan Holt
Finish Rank	1
Fastest Section Time (Section)	0:10.76 (800-600)
Top Speed [km/h] (Section)	68.6 (800-600)
Race State	Finished



Townsville QLD --Professional-2026-05-25
 Race 7: HYGAIN BENCHMARK 65 Handicap - 1200m
 25 May 2026 - 4:45PM
 Track Rating: Good 4, Weather: Fine, Rail Position: +5m 1000m-W/Post, +4m Remainder



Section	L1200	L1000	L800	L600	L400	L200
Section Times	1:09.26 (0:13.91)	0:55.35 [9] (0:10.78)	0:44.57 [11] (0:10.76)	0:33.80 [11] (0:11.11)	0:22.69 [9] (0:11.10)	0:11.59 [4] (0:11.59)
Average Speed [km/h]	52.3	67.3	67.7	65.7	65.4	62.6
Top Speed [km/h]	67.4	68.5	68.6	67.2	66.2	64.2
Avg. Dist. to Rail [m]	7.3	1.6	2.9	2.3	6.0	6.4
Avg. Stride Freq. [Hz]	2.4	2.3	2.3	2.2	2.3	2.3
Avg. Stride Length [m]	6.8	8.1	8.4	8.3	7.9	7.9



[] Ranking at each section and finish
 -:-:- No data available at this section
 NA No data available

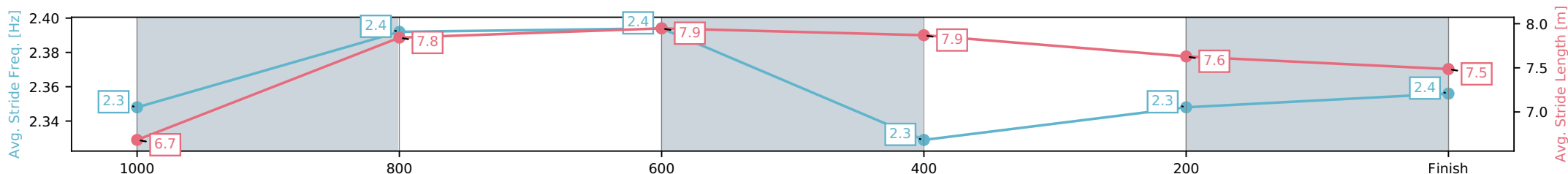
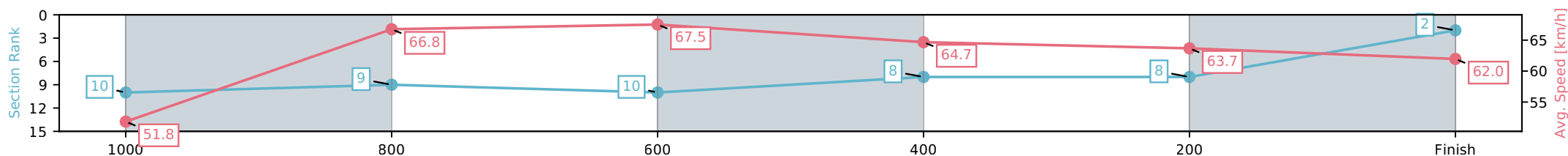
Horse/Jockey Name	Chartwell/Ryan Wiggins
Finish Rank	2
Fastest Section Time (Section)	0:10.69 (800-600)
Top Speed [km/h] (Section)	69.0 (800-600)
Race State	Finished



Townsville QLD --Professional-2026-05-25
 Race 7: HYGAIN BENCHMARK 65 Handicap - 1200m
 25 May 2026 - 4:45PM
 Track Rating: Good 4, Weather: Fine, Rail Position: +5m 1000m-W/Post, +4m Remainder



Section	L1200	L1000	L800	L600	L400	L200
Section Times	1:09.46 (0:13.92)	0:55.54 [10] (0:10.74)	0:44.79 [9] (0:10.69)	0:34.10 [10] (0:11.13)	0:22.97 [8] (0:11.30)	0:11.66 [8] (0:11.66)
Average Speed [km/h]	51.8	66.8	67.5	64.7	63.7	62.0
Top Speed [km/h]	66.6	68.3	69.0	67.0	64.9	63.8
Avg. Dist. to Rail [m]	1.3	0.8	0.3	0.3	1.4	3.8
Avg. Stride Freq. [Hz]	2.3	2.4	2.4	2.3	2.3	2.4
Avg. Stride Length [m]	6.7	7.8	7.9	7.9	7.6	7.5



- [] Ranking at each section and finish
- :-:- No data available at this section
- NA No data available

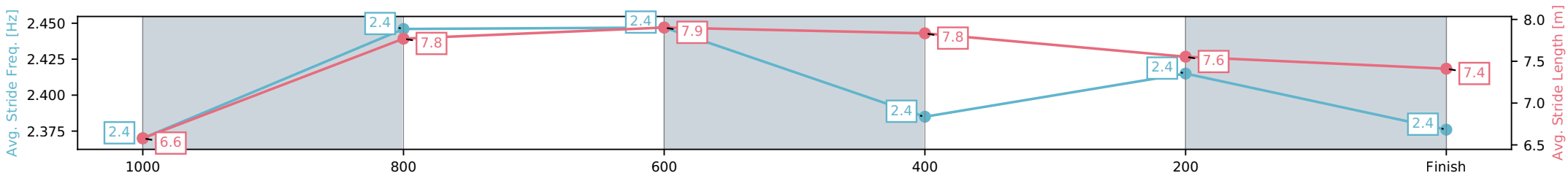
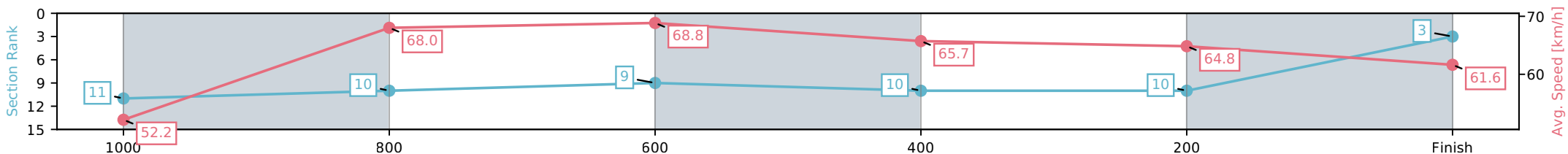
Horse/Jockey Name	Spirit Of Mac/Courtney Bellamy
Finish Rank	3
Fastest Section Time (Section)	0:10.66 (800-600)
Top Speed [km/h] (Section)	70.6 (800-600)
Race State	Finished



Townsville QLD --Professional-2026-05-25
 Race 7: HYGAIN BENCHMARK 65 Handicap - 1200m
 25 May 2026 - 4:45PM
 Track Rating: Good 4, Weather: Fine, Rail Position: +5m 1000m-W/Post, +4m Remainder



Section	L1200	L1000	L800	L600	L400	L200
Section Times	1:09.57 (0:13.94)	0:55.63 [11] (0:10.74)	0:44.89 [10] (0:10.66)	0:34.23 [9] (0:11.24)	0:22.99 [10] (0:11.25)	0:11.74 [10] (0:11.74)
Average Speed [km/h]	52.2	68.0	68.8	65.7	64.8	61.6
Top Speed [km/h]	65.9	69.6	70.6	67.8	65.6	64.2
Avg. Dist. to Rail [m]	9.6	3.1	3.8	5.2	8.5	10.3
Avg. Stride Freq. [Hz]	2.4	2.4	2.4	2.4	2.4	2.4
Avg. Stride Length [m]	6.6	7.8	7.9	7.8	7.6	7.4



- [] Ranking at each section and finish
- :-:- No data available at this section
- NA No data available

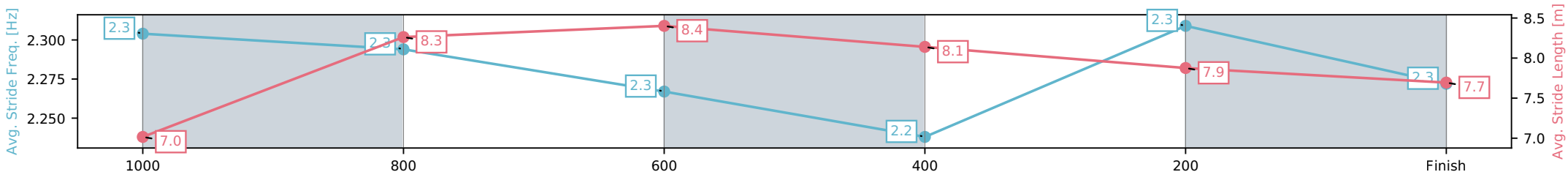
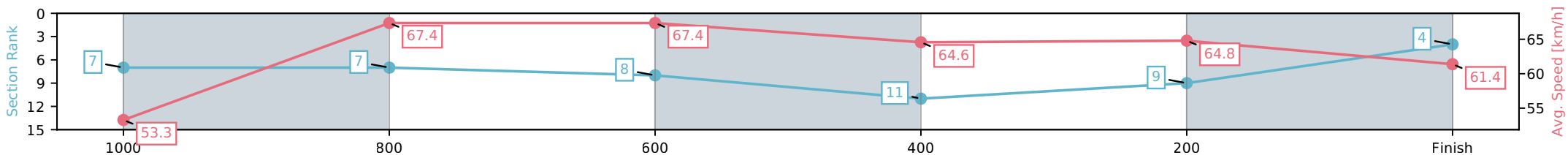
Horse/Jockey Name	Khumbila/Fiona Sandkuhl
Finish Rank	4
Fastest Section Time (Section)	0:10.76 (1000-800)
Top Speed [km/h] (Section)	68.5 (800-600)
Race State	Finished



Townsville QLD --Professional-2026-05-25
 Race 7: HYGAIN BENCHMARK 65 Handicap - 1200m
 25 May 2026 - 4:45PM
 Track Rating: Good 4, Weather: Fine, Rail Position: +5m 1000m-W/Post,
 +4m Remainder



Section	L1200	L1000	L800	L600	L400	L200
Section Times	1:09.60 (0:13.59)	0:56.01 [7] (0:10.76)	0:45.25 [7] (0:10.86)	0:34.38 [8] (0:11.36)	0:23.02 [11] (0:11.23)	0:11.79 [9] (0:11.79)
Average Speed [km/h]	53.3	67.4	67.4	64.6	64.8	61.4
Top Speed [km/h]	67.2	68.2	68.5	66.1	65.4	64.4
Avg. Dist. to Rail [m]	6.0	1.6	3.3	4.2	6.8	7.9
Avg. Stride Freq. [Hz]	2.3	2.3	2.3	2.2	2.3	2.3
Avg. Stride Length [m]	7.0	8.3	8.4	8.1	7.9	7.7



- [] Ranking at each section and finish
- :-:- No data available at this section
- NA No data available

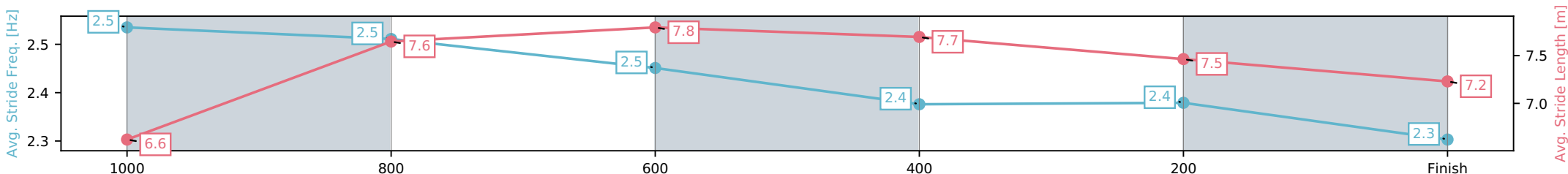
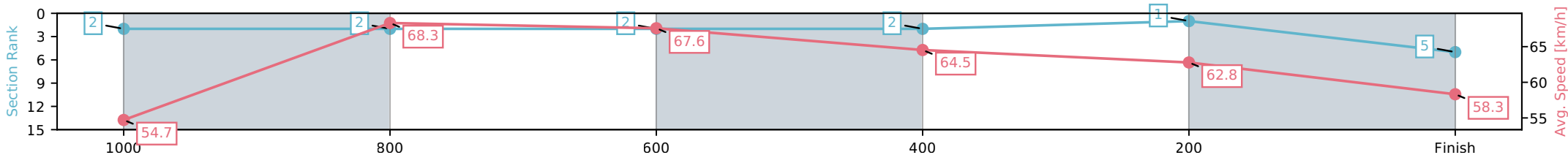
Horse/Jockey Name	Northernontap/Tasha Chambers
Finish Rank	5
Fastest Section Time (Section)	0:10.58 (1000-800)
Top Speed [km/h] (Section)	69.4 (800-600)
Race State	Finished



Townsville QLD --Professional-2026-05-25
 Race 7: HYGAIN BENCHMARK 65 Handicap - 1200m
 25 May 2026 - 4:45PM
 Track Rating: Good 4, Weather: Fine, Rail Position: +5m 1000m-W/Post, +4m Remainder



Section	L1200	L1000	L800	L600	L400	L200
Section Times	1:09.79 (0:13.25)	0:56.54 [2] (0:10.58)	0:45.97 [2] (0:10.78)	0:35.19 [2] (0:11.28)	0:23.91 [2] (0:11.51)	0:12.39 [1] (0:12.39)
Average Speed [km/h]	54.7	68.3	67.6	64.5	62.8	58.3
Top Speed [km/h]	68.0	69.2	69.4	66.2	64.0	61.5
Avg. Dist. to Rail [m]	5.4	1.5	2.5	2.3	1.5	0.8
Avg. Stride Freq. [Hz]	2.5	2.5	2.5	2.4	2.4	2.3
Avg. Stride Length [m]	6.6	7.6	7.8	7.7	7.5	7.2



- [] Ranking at each section and finish
- :-:- No data available at this section
- NA No data available

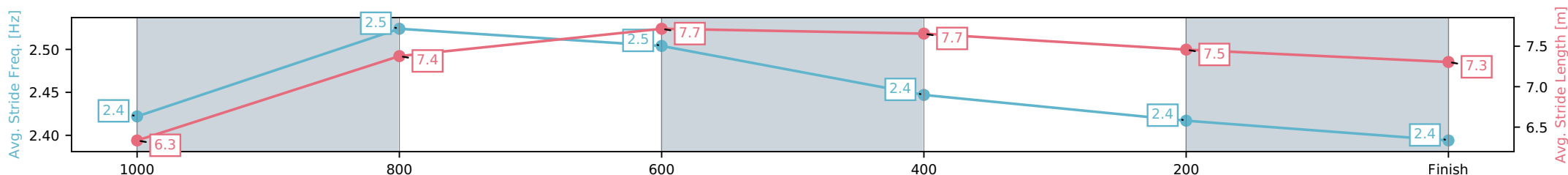
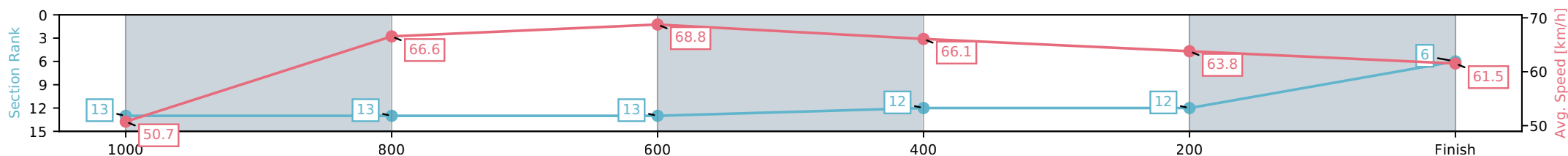
Horse/Jockey Name	Ready Tiger/Nathan Thomas
Finish Rank	6
Fastest Section Time (Section)	0:10.56 (800-600)
Top Speed [km/h] (Section)	69.8 (800-600)
Race State	Finished



Townsville QLD --Professional-2026-05-25
 Race 7: HYGAIN BENCHMARK 65 Handicap - 1200m
 25 May 2026 - 4:45PM
 Track Rating: Good 4, Weather: Fine, Rail Position: +5m 1000m-W/Post, +4m Remainder



Section	L1200	L1000	L800	L600	L400	L200
Section Times	1:09.81 (0:14.30)	0:55.51 [13] (0:10.86)	0:44.65 [13] (0:10.56)	0:34.09 [13] (0:10.97)	0:23.12 [12] (0:11.35)	0:11.78 [12] (0:11.78)
Average Speed [km/h]	50.7	66.6	68.8	66.1	63.8	61.5
Top Speed [km/h]	65.4	67.6	69.8	67.3	65.6	63.4
Avg. Dist. to Rail [m]	5.5	1.3	2.0	1.5	3.6	4.0
Avg. Stride Freq. [Hz]	2.4	2.5	2.5	2.4	2.4	2.4
Avg. Stride Length [m]	6.3	7.4	7.7	7.7	7.5	7.3



[] Ranking at each section and finish
 -:-:- No data available at this section
 NA No data available

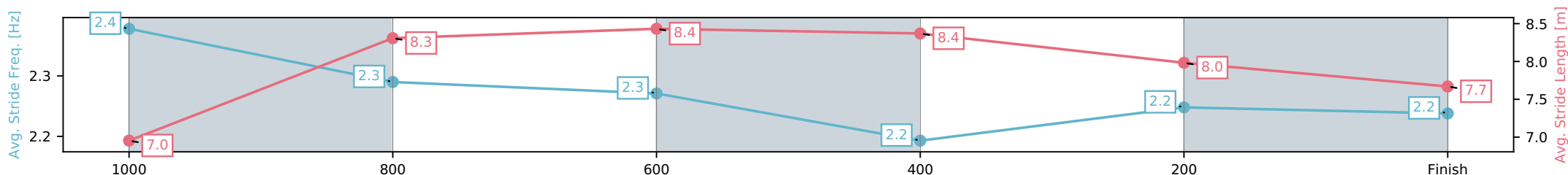
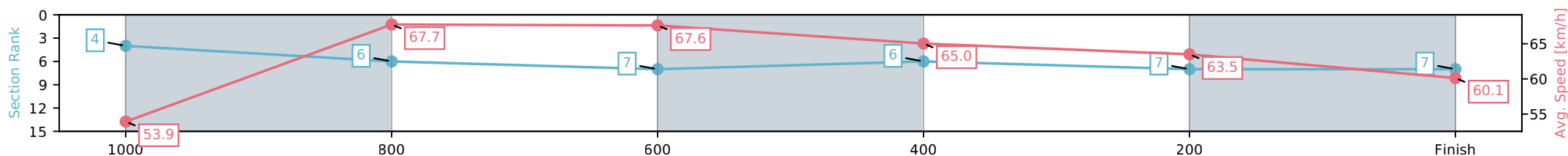
Horse/Jockey Name	Irresistible Force/Lacey Morrison
Finish Rank	7
Fastest Section Time (Section)	0:10.74 (1000-800)
Top Speed [km/h] (Section)	68.9 (800-600)
Race State	Finished



Townsville QLD --Professional-2026-05-25
 Race 7: HYGAIN BENCHMARK 65 Handicap - 1200m
 25 May 2026 - 4:45PM
 Track Rating: Good 4, Weather: Fine, Rail Position: +5m 1000m-W/Post, +4m Remainder



Section	L1200	L1000	L800	L600	L400	L200
Section Times	1:09.86 (0:13.44)	0:56.42 [4] (0:10.74)	0:45.68 [6] (0:10.86)	0:34.82 [7] (0:11.30)	0:23.53 [6] (0:11.42)	0:12.11 [7] (0:12.11)
Average Speed [km/h]	53.9	67.7	67.6	65.0	63.5	60.1
Top Speed [km/h]	68.6	68.7	68.9	66.1	64.0	62.8
Avg. Dist. to Rail [m]	4.3	2.0	4.3	3.9	4.0	5.5
Avg. Stride Freq. [Hz]	2.4	2.3	2.3	2.2	2.2	2.2
Avg. Stride Length [m]	7.0	8.3	8.4	8.4	8.0	7.7



- [] Ranking at each section and finish
- :-:- No data available at this section
- NA No data available

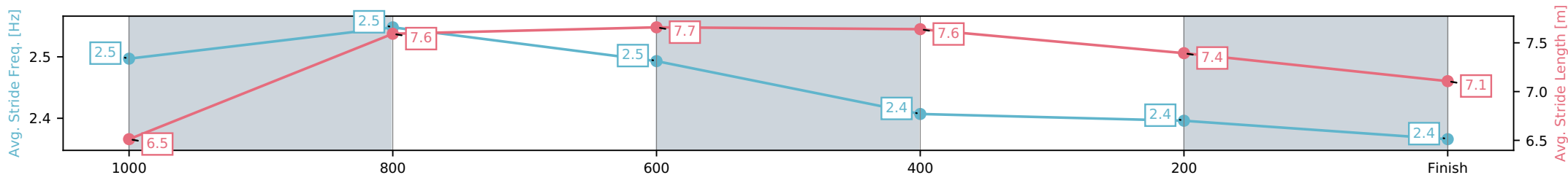
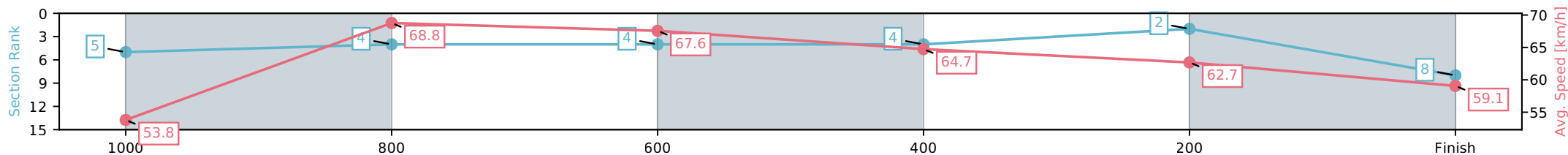
Horse/Jockey Name	Maximum Power/Ivo Fry
Finish Rank	8
Fastest Section Time (Section)	0:10.54 (1000-800)
Top Speed [km/h] (Section)	69.2 (1000-800)
Race State	Finished



Townsville QLD --Professional-2026-05-25
 Race 7: HYGAIN BENCHMARK 65 Handicap - 1200m
 25 May 2026 - 4:45PM
 Track Rating: Good 4, Weather: Fine, Rail Position: +5m 1000m-W/Post, +4m Remainder



Section	L1200	L1000	L800	L600	L400	L200
Section Times	1:09.89 (0:13.46)	0:56.43 [5] (0:10.54)	0:45.89 [4] (0:10.81)	0:35.08 [4] (0:11.22)	0:23.86 [4] (0:11.53)	0:12.33 [2] (0:12.33)
Average Speed [km/h]	53.8	68.8	67.6	64.7	62.7	59.1
Top Speed [km/h]	68.2	69.2	68.6	66.3	63.2	61.4
Avg. Dist. to Rail [m]	2.4	1.6	3.1	1.9	2.4	2.5
Avg. Stride Freq. [Hz]	2.5	2.5	2.5	2.4	2.4	2.4
Avg. Stride Length [m]	6.5	7.6	7.7	7.6	7.4	7.1



- [] Ranking at each section and finish
- :-:- No data available at this section
- NA No data available

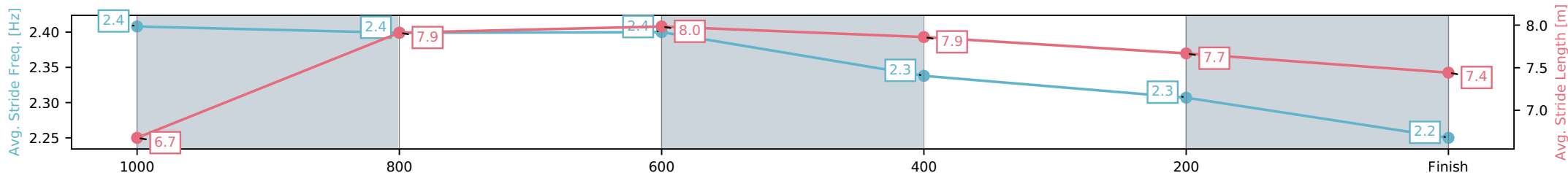
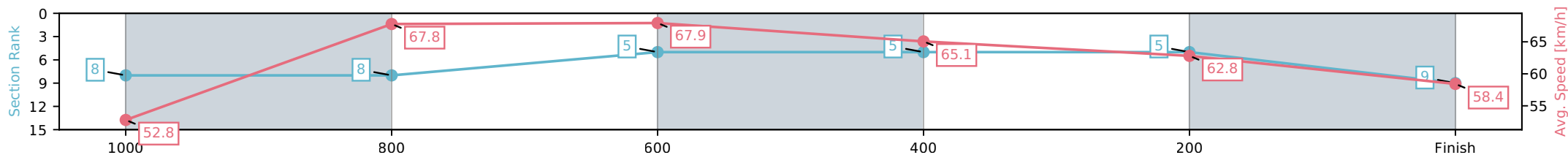
Horse/Jockey Name	Intruder/Adam Sewell
Finish Rank	9
Fastest Section Time (Section)	0:10.65 (800-600)
Top Speed [km/h] (Section)	68.9 (800-600)
Race State	Finished



Townsville QLD --Professional-2026-05-25
 Race 7: HYGAIN BENCHMARK 65 Handicap - 1200m
 25 May 2026 - 4:45PM
 Track Rating: Good 4, Weather: Fine, Rail Position: +5m 1000m-W/Post, +4m Remainder



Section	L1200	L1000	L800	L600	L400	L200
Section Times	1:10.13 (0:13.72)	0:56.41 [8] (0:10.66)	0:45.75 [8] (0:10.65)	0:35.11 [5] (0:11.13)	0:23.98 [5] (0:11.52)	0:12.46 [5] (0:12.46)
Average Speed [km/h]	52.8	67.8	67.9	65.1	62.8	58.4
Top Speed [km/h]	67.3	68.4	68.9	66.6	63.5	61.7
Avg. Dist. to Rail [m]	2.1	0.9	1.0	1.2	2.3	2.2
Avg. Stride Freq. [Hz]	2.4	2.4	2.4	2.3	2.3	2.2
Avg. Stride Length [m]	6.7	7.9	8.0	7.9	7.7	7.4



- [] Ranking at each section and finish
- :-:- No data available at this section
- NA No data available

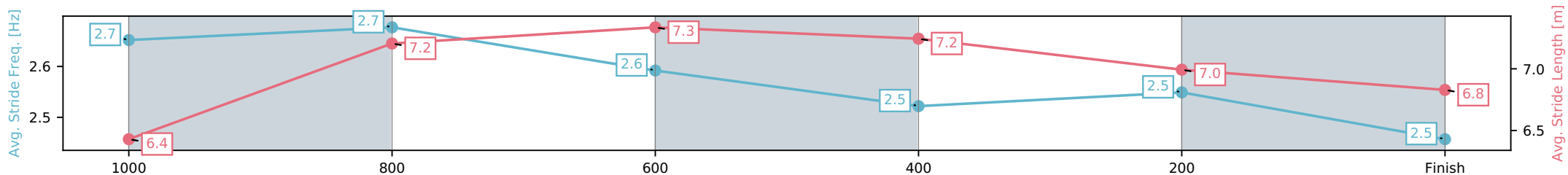
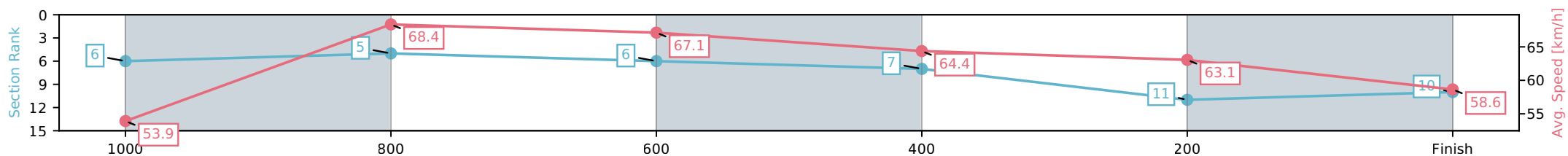
Horse/Jockey Name	Capicella/Masayuki Abe
Finish Rank	10
Fastest Section Time (Section)	0:10.68 (1000-800)
Top Speed [km/h] (Section)	69.5 (1000-800)
Race State	Finished



Townsville QLD --Professional-2026-05-25
 Race 7: HYGAIN BENCHMARK 65 Handicap - 1200m
 25 May 2026 - 4:45PM
 Track Rating: Good 4, Weather: Fine, Rail Position: +5m 1000m-W/Post, +4m Remainder



Section	L1200	L1000	L800	L600	L400	L200
Section Times	1:10.27 (0:13.47)	0:56.80 [6] (0:10.68)	0:46.12 [5] (0:10.87)	0:35.25 [6] (0:11.36)	0:23.88 [7] (0:11.54)	0:12.34 [11] (0:12.34)
Average Speed [km/h]	53.9	68.4	67.1	64.4	63.1	58.6
Top Speed [km/h]	68.4	69.5	68.6	65.7	64.0	61.7
Avg. Dist. to Rail [m]	8.3	2.6	3.1	3.3	6.2	7.9
Avg. Stride Freq. [Hz]	2.7	2.7	2.6	2.5	2.5	2.5
Avg. Stride Length [m]	6.4	7.2	7.3	7.2	7.0	6.8



- [] Ranking at each section and finish
- :-:- No data available at this section
- NA No data available

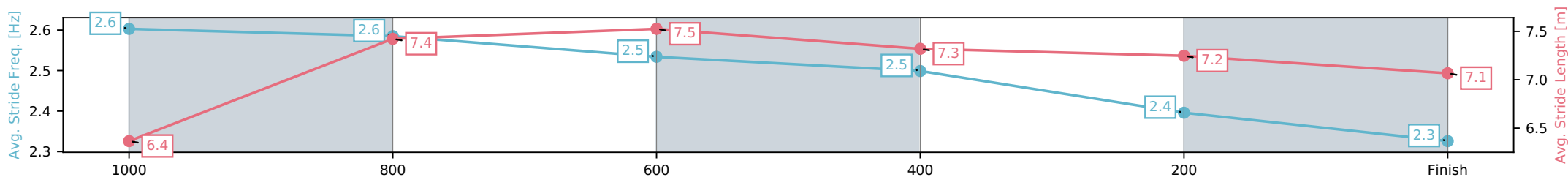
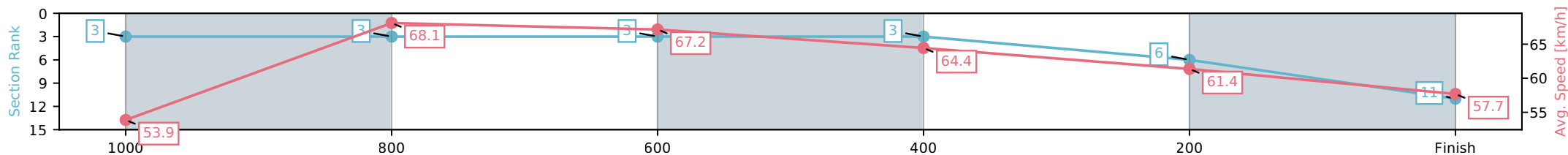
Horse/Jockey Name	Bigcat/Chris McIver
Finish Rank	11
Fastest Section Time (Section)	0:10.53 (1000-800)
Top Speed [km/h] (Section)	69.2 (800-600)
Race State	Finished



Townsville QLD --Professional-2026-05-25
 Race 7: HYGAIN BENCHMARK 65 Handicap - 1200m
 25 May 2026 - 4:45PM
 Track Rating: Good 4, Weather: Fine, Rail Position: +5m 1000m-W/Post, +4m Remainder



Section	L1200	L1000	L800	L600	L400	L200
Section Times	1:10.30 (0:13.42)	0:56.88 [3] (0:10.53)	0:46.36 [3] (0:10.73)	0:35.63 [3] (0:11.25)	0:24.38 [3] (0:11.76)	0:12.62 [6] (0:12.62)
Average Speed [km/h]	53.9	68.1	67.2	64.4	61.4	57.7
Top Speed [km/h]	68.7	68.9	69.2	67.0	63.0	59.3
Avg. Dist. to Rail [m]	1.0	0.9	0.4	1.3	1.6	2.6
Avg. Stride Freq. [Hz]	2.6	2.6	2.5	2.5	2.4	2.3
Avg. Stride Length [m]	6.4	7.4	7.5	7.3	7.2	7.1



- [] Ranking at each section and finish
- :-:- No data available at this section
- NA No data available

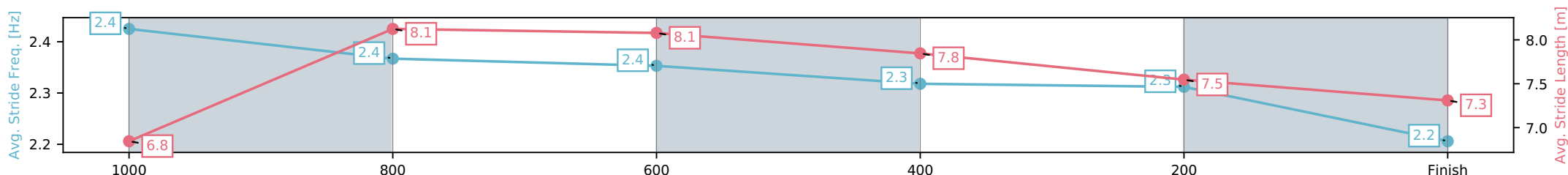
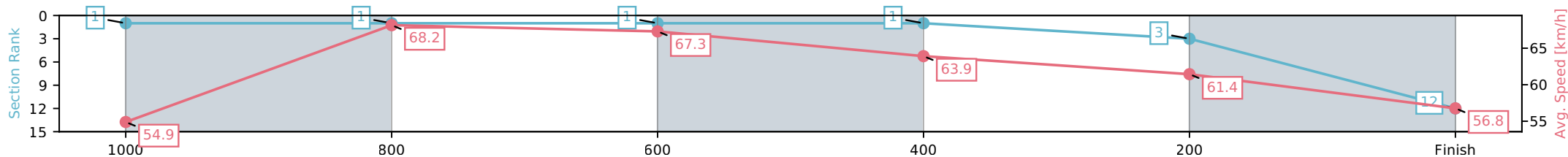
Horse/Jockey Name	Snitzaroo/Peta Edwards
Finish Rank	12
Fastest Section Time (Section)	0:10.64 (1000-800)
Top Speed [km/h] (Section)	69.9 (1200 - 1000)
Race State	Finished



Townsville QLD --Professional-2026-05-25
 Race 7: HYGAIN BENCHMARK 65 Handicap - 1200m
 25 May 2026 - 4:45PM
 Track Rating: Good 4, Weather: Fine, Rail Position: +5m 1000m-W/Post, +4m Remainder



Section	L1200	L1000	L800	L600	L400	L200
Section Times	1:10.42 (0:13.18)	0:57.24 [1] (0:10.64)	0:46.60 [1] (0:10.77)	0:35.83 [1] (0:11.29)	0:24.54 [1] (0:11.72)	0:12.82 [3] (0:12.82)
Average Speed [km/h]	54.9	68.2	67.3	63.9	61.4	56.8
Top Speed [km/h]	69.9	68.9	69.2	66.0	63.1	60.0
Avg. Dist. to Rail [m]	3.3	1.7	1.5	0.5	0.3	1.1
Avg. Stride Freq. [Hz]	2.4	2.4	2.4	2.3	2.3	2.2
Avg. Stride Length [m]	6.8	8.1	8.1	7.8	7.5	7.3



[] Ranking at each section and finish
 -:-:- No data available at this section
 NA No data available

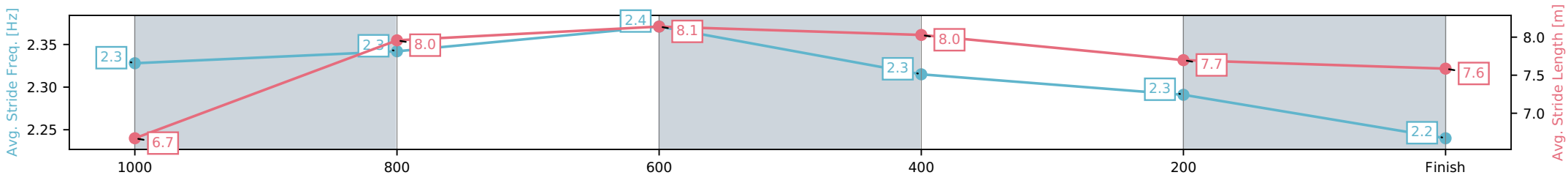
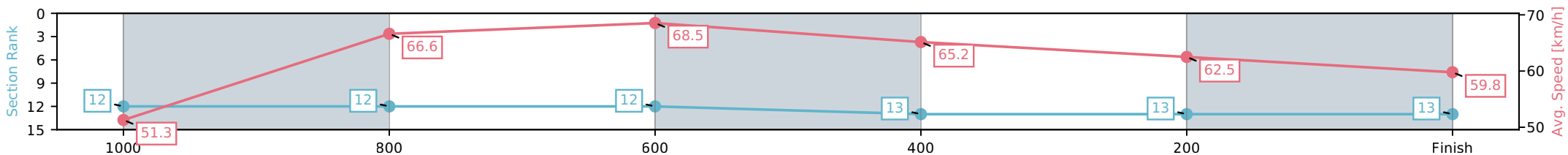
Horse/Jockey Name	Shockstar/Wanderson D'Avila
Finish Rank	13
Fastest Section Time (Section)	0:10.58 (800-600)
Top Speed [km/h] (Section)	69.7 (800-600)
Race State	Finished



Townsville QLD --Professional-2026-05-25
 Race 7: HYGAIN BENCHMARK 65 Handicap - 1200m
 25 May 2026 - 4:45PM
 Track Rating: Good 4, Weather: Fine, Rail Position: +5m 1000m-W/Post, +4m Remainder



Section	L1200	L1000	L800	L600	L400	L200
Section Times	1:10.70 (0:14.13)	0:56.57 [12] (0:10.87)	0:45.70 [12] (0:10.58)	0:35.12 [12] (0:11.33)	0:23.79 [13] (0:11.64)	0:12.15 [13] (0:12.15)
Average Speed [km/h]	51.3	66.6	68.5	65.2	62.5	59.8
Top Speed [km/h]	65.1	68.4	69.7	68.0	62.9	63.5
Avg. Dist. to Rail [m]	4.4	1.1	1.9	4.8	6.2	8.8
Avg. Stride Freq. [Hz]	2.3	2.3	2.4	2.3	2.3	2.2
Avg. Stride Length [m]	6.7	8.0	8.1	8.0	7.7	7.6



- [] Ranking at each section and finish
- :-:- No data available at this section
- NA No data available