



BETDELUXE ROCKHAMPTON, QLD
 Race 1 - BETDELUXE TOKENS - 407M
 27/05/2026 - 18:54:53 PM

RUG	NAME	BOX	TOP SPEED	50M	100M	150M	200M	250M	300M	350M	400M	259M HOME	FINISH TIME
1	Fiery Words	1	69.2KM/H	3.77 [1] 47.8KM/H (1.1M)	6.49 [1] 66.2KM/H (0.8M)	9.18 [1] 67.0KM/H (1.5M)	11.80 [1] 68.8KM/H (1.5M)	14.51 [1] 66.3KM/H (0.3M)	17.39 [1] 62.5KM/H (0.5M)	20.40 [1] 59.9KM/H (1.3M)	23.38 [1] 60.4KM/H (2.5M)	14.73 63.4KM/H (1.3M)	23.80 [1]
2	Untamed Envy	2	68.6KM/H	3.84 [2] 47.0KM/H (2.1M)	6.61 [2] 64.9KM/H (1.4M)	9.32 [2] 66.3KM/H (2.5M)	11.97 [2] 68.1KM/H (2.2M)	14.73 [2] 65.2KM/H (0.7M)	17.66 [2] 61.4KM/H (0.8M)	20.70 [2] 59.2KM/H (1.3M)	23.72 [2] 59.6KM/H (2.4M)	14.93 62.5KM/H (1.5M)	24.15 [2]
5	Swanky Franky	5	69.1KM/H	3.95 [6] 45.6KM/H (2.1M)	6.79 [4] 63.5KM/H (0.7M)	9.59 [3] 64.3KM/H (2.6M)	12.20 [3] 68.8KM/H (2.3M)	14.92 [3] 66.2KM/H (0.3M)	17.80 [3] 62.5KM/H (0.3M)	20.79 [3] 60.3KM/H (1.5M)	23.74 [3] 60.9KM/H (3.9M)	14.68 63.5KM/H (1.8M)	24.16 [3]
6	Vociferous	6	66.9KM/H	3.94 [4] 45.8KM/H (3.3M)	6.87 [5] 61.3KM/H (2.1M)	9.64 [5] 65.1KM/H (1.5M)	12.38 [5] 65.7KM/H (1.2M)	15.24 [5] 63.0KM/H (0.7M)	18.19 [5] 60.9KM/H (1.0M)	21.19 [5] 60.0KM/H (2.3M)	24.07 [4] 62.5KM/H (3.9M)	14.95 62.4KM/H (1.9M)	24.48 [4]
3	Velocity Ziggy	3	67.3KM/H	3.88 [3] 46.5KM/H (1.7M)	6.74 [3] 62.9KM/H (1.1M)	9.59 [4] 63.1KM/H (2.3M)	12.28 [4] 66.8KM/H (1.5M)	15.14 [4] 62.9KM/H (1.4M)	18.10 [4] 60.9KM/H (1.0M)	21.12 [4] 59.5KM/H (1.7M)	24.10 [5] 60.5KM/H (2.9M)	15.05 62.0KM/H (1.7M)	24.53 [5]
8	Sunburnt Oscar	8	67.0KM/H	4.01 [8] 44.9KM/H (3.5M)	6.95 [6] 61.3KM/H (2.4M)	9.71 [6] 65.1KM/H (1.7M)	12.42 [6] 66.5KM/H (0.4M)	15.31 [6] 62.3KM/H (0.1M)	18.27 [6] 60.8KM/H (0.3M)	21.35 [6] 58.6KM/H (1.4M)	24.42 [6] 58.6KM/H (2.8M)	15.25 61.2KM/H (1.0M)	24.86 [6]
7	Burnt Tangerine	7	65.6KM/H	4.01 [7] 45.0KM/H (3.1M)	6.99 [7] 60.3KM/H (1.4M)	9.78 [7] 64.5KM/H (0.8M)	12.54 [7] 65.3KM/H (0.5M)	15.43 [7] 62.3KM/H (1.6M)	18.39 [7] 60.8KM/H (1.0M)	21.49 [7] 58.0KM/H (2.0M)	24.51 [7] 59.7KM/H (3.9M)	15.28 61.1KM/H (1.9M)	24.95 [7]
4	Blitzen Boo	4	65.5KM/H	3.95 [5] 45.6KM/H (2.5M)	7.11 [8] 57.0KM/H (1.5M)	10.06 [8] 61.0KM/H (1.1M)	12.82 [8] 65.1KM/H (1.4M)	15.71 [8] 62.4KM/H (1.0M)	18.72 [8] 59.7KM/H (1.4M)	21.89 [8] 56.8KM/H (2.6M)	24.97 [8] 58.4KM/H (3.2M)	15.48 60.3KM/H (2.0M)	25.42 [8]

Information is produced by IsoLynx tracking system
 [] - Rank at each section
 () - Average meters to rail for section
 -- - No data available at section
 * - Estimated values





BETDELUXE ROCKHAMPTON, QLD
 Race 2 - BONUS BACK TOKENS WITH BETDELUXE - 407M
 27/05/2026 - 19:15:53 PM

RUG	NAME	BOX	TOP SPEED	50M	100M	150M	200M	250M	300M	350M	400M	259M HOME	FINISH TIME
1	Velocity Galaxy	1	70.2KM/H	3.74 [1] 48.2KM/H (1.4M)	6.45 [1] 66.5KM/H (1.2M)	9.10 [1] 67.9KM/H (3.1M)	11.69 [1] 69.6KM/H (2.8M)	14.40 [1] 66.2KM/H (1.4M)	17.28 [1] 62.5KM/H (1.3M)	20.32 [1] 59.2KM/H (2.2M)	23.33 [1] 59.9KM/H (4.2M)	14.76 63.2KM/H (2.4M)	23.76 [1]
2	Fireball Ernie	2	69.7KM/H	3.83 [3] 47.0KM/H (1.2M)	6.53 [2] 66.7KM/H (0.6M)	9.18 [2] 68.0KM/H (0.9M)	11.78 [2] 69.2KM/H (0.4M)	14.51 [2] 66.0KM/H (0.4M)	17.36 [2] 63.1KM/H (0.4M)	20.41 [2] 59.1KM/H (2.3M)	23.41 [2] 60.0KM/H (4.4M)	14.75 63.2KM/H (1.6M)	23.83 [2]
5	Mimosa Molly	5	68.7KM/H	3.96 [6] 45.5KM/H (2.1M)	6.79 [6] 63.6KM/H (1.3M)	9.52 [5] 66.0KM/H (2.5M)	12.15 [5] 68.3KM/H (2.0M)	14.92 [4] 64.9KM/H (0.5M)	17.80 [4] 62.6KM/H (0.5M)	20.74 [4] 61.1KM/H (1.4M)	23.61 [3] 62.9KM/H (2.2M)	14.60 63.9KM/H (1.4M)	24.01 [3]
7	Dark End	7	68.6KM/H	3.83 [2] 47.1KM/H (2.4M)	6.65 [3] 63.9KM/H (1.5M)	9.37 [3] 66.1KM/H (2.8M)	12.02 [3] 67.9KM/H (2.8M)	14.81 [3] 64.7KM/H (0.8M)	17.71 [3] 62.0KM/H (0.9M)	20.68 [3] 60.5KM/H (1.6M)	23.61 [4] 61.4KM/H (3.0M)	14.77 63.2KM/H (1.9M)	24.03 [4]
4	Rosa's Peaches	4	68.1KM/H	3.85 [5] 46.9KM/H (1.7M)	6.66 [4] 63.9KM/H (1.1M)	9.40 [4] 65.7KM/H (1.9M)	12.07 [4] 67.4KM/H (1.7M)	14.93 [5] 63.1KM/H (0.9M)	17.90 [5] 60.5KM/H (1.3M)	20.92 [5] 59.7KM/H (1.4M)	23.88 [5] 60.7KM/H (2.8M)	15.00 62.2KM/H (1.7M)	24.30 [5]
8	Strolling Along	8	67.5KM/H	3.84 [4] 47.0KM/H (2.8M)	6.76 [5] 61.6KM/H (1.7M)	9.55 [6] 64.5KM/H (3.3M)	12.29 [6] 65.7KM/H (2.9M)	15.25 [6] 60.8KM/H (0.9M)	18.26 [6] 59.8KM/H (0.8M)	21.30 [6] 59.1KM/H (1.6M)	24.27 [6] 60.6KM/H (3.4M)	15.26 61.1KM/H (2.0M)	24.70 [6]

Information is produced by IsoLynx tracking system
 [] - Rank at each section
 () - Average meters to rail for section
 -- - No data available at section
 * - Estimated values





BETDELUXE ROCKHAMPTON, QLD
 Race 3 - REGGIE'S PODCAST - 510M
 27/05/2026 - 19:35:51 PM

RUG	NAME	BOX	TOP SPEED	50M	100M	150M	200M	250M	300M	350M	400M	450M	500M	259M HOME	FINISH TIME
7	Best Edition	7	66.7KM/H	3.79 [5] 47.5KM/H (3.5M)	6.53 [5] 65.8KM/H (3.1M)	9.35 [4] 63.8KM/H (2.6M)	12.14 [4] 64.5KM/H (0.8M)	14.89 [4] 65.5KM/H (0.8M)	17.60 [4] 66.4KM/H (0.6M)	20.46 [2] 63.0KM/H (0.5M)	23.44 [2] 60.3KM/H (0.7M)	26.51 [2] 58.6KM/H (1.6M)	29.53 [1] 59.5KM/H (2.2M)	15.20 61.4KM/H (1.2M)	30.14 [1]
2	Hope's Jacky	2	67.2KM/H	3.70 [2] 48.7KM/H (0.7M)	6.43 [2] 66.1KM/H (1.7M)	9.20 [2] 64.9KM/H (2.1M)	11.93 [2] 66.1KM/H (1.0M)	14.66 [2] 65.9KM/H (1.3M)	17.37 [2] 66.3KM/H (0.7M)	20.32 [1] 61.0KM/H (0.6M)	23.35 [1] 59.4KM/H (0.5M)	26.49 [1] 57.3KM/H (1.1M)	29.66 [2] 56.8KM/H (1.2M)	15.59 59.8KM/H (0.8M)	30.30 [2]
3	Canya Dig Deep	3	67.1KM/H	3.74 [3] 48.2KM/H (1.6M)	6.47 [3] 65.9KM/H (2.2M)	9.43 [5] 60.8KM/H (3.7M)	12.30 [5] 62.7KM/H (2.2M)	15.07 [5] 65.2KM/H (2.9M)	17.77 [5] 66.5KM/H (2.7M)	20.60 [3] 63.6KM/H (1.1M)	23.62 [3] 59.7KM/H (1.5M)	26.76 [3] 57.3KM/H (2.3M)	29.83 [3] 58.6KM/H (3.5M)	15.33 60.8KM/H (2.2M)	30.45 [3]
6	Bit Fancy Nancy	6	66.2KM/H	3.88 [6] 46.5KM/H (3.0M)	6.63 [7] 65.4KM/H (3.5M)	9.57 [6] 61.2KM/H (3.7M)	12.55 [6] 60.4KM/H (2.7M)	15.35 [6] 64.3KM/H (1.0M)	18.09 [6] 65.8KM/H (0.6M)	20.97 [6] 62.5KM/H (0.7M)	24.02 [5] 58.9KM/H (1.1M)	27.14 [4] 57.8KM/H (1.6M)	30.17 [4] 59.3KM/H (2.0M)	15.37 60.7KM/H (1.2M)	30.78 [4]
1	Naringal Boy	1	67.4KM/H	3.76 [4] 47.9KM/H (0.4M)	6.50 [4] 65.6KM/H (1.3M)	9.29 [3] 64.6KM/H (1.9M)	12.06 [3] 64.9KM/H (1.6M)	14.78 [3] 66.2KM/H (1.9M)	17.47 [3] 66.9KM/H (2.1M)	20.80 [5] 54.1KM/H (1.2M)	24.06 [6] 55.2KM/H (0.7M)	27.29 [5] 55.8KM/H (1.9M)	30.36 [5] 58.5KM/H (3.7M)	16.14 57.8KM/H (2.0M)	30.98 [5]
4	Farmor Mystery	4	66.8KM/H	3.88 [7] 46.5KM/H (2.3M)	6.61 [6] 65.8KM/H (2.4M)	9.62 [7] 59.8KM/H (3.4M)	12.68 [7] 59.0KM/H (2.6M)	15.54 [7] 62.9KM/H (2.5M)	18.33 [7] 64.4KM/H (2.4M)	21.28 [7] 60.9KM/H (1.4M)	24.36 [7] 58.5KM/H (1.6M)	27.51 [7] 57.2KM/H (2.9M)	30.53 [6] 59.6KM/H (5.5M)	15.54 60.0KM/H (2.8M)	31.13 [6]
5	Tough One	5	68.0KM/H	3.65 [1] 49.4KM/H (2.6M)	6.33 [1] 67.1KM/H (1.9M)	9.03 [1] 66.6KM/H (1.4M)	11.79 [1] 65.4KM/H (0.9M)	14.56 [1] 64.8KM/H (1.0M)	17.35 [1] 64.5KM/H (1.4M)	20.72 [4] 53.6KM/H (1.6M)	23.99 [4] 54.9KM/H (0.5M)	27.29 [6] 54.6KM/H (0.9M)	30.58 [7] 54.6KM/H (1.8M)	16.63 56.1KM/H (1.3M)	31.25 [7]

Information is produced by IsoLynx tracking system
 [] - Rank at each section
 () - Average meters to rail for section
 -- - No data available at section
 * - Estimated values





BETDELUXE ROCKHAMPTON, QLD
 Race 4 - BOOST YOUR ODDS WITH BETDELUXE - 407M
 27/05/2026 - 19:55:54 PM








RUG	NAME	BOX	TOP SPEED	50M	100M	150M	200M	250M	300M	350M	400M	259M HOME	FINISH TIME
3	Aston Hayes	3	69.0KM/H	3.70 [1] 48.7KM/H (1.7M)	6.41 [1] 66.5KM/H (0.8M)	9.06 [1] 68.0KM/H (1.4M)	11.68 [1] 68.7KM/H (1.4M)	14.45 [1] 65.0KM/H (0.3M)	17.37 [1] 61.7KM/H (0.4M)	20.41 [1] 59.2KM/H (1.0M)	23.38 [1] 60.7KM/H (2.1M)	14.85 62.8KM/H (1.1M)	23.80 [1]
5	Astro Lee	5	69.3KM/H	3.89 [6] 46.3KM/H (2.0M)	6.69 [4] 64.4KM/H (1.4M)	9.37 [4] 67.2KM/H (2.2M)	11.98 [4] 69.0KM/H (2.1M)	14.78 [4] 64.3KM/H (1.3M)	17.67 [3] 62.3KM/H (1.2M)	20.61 [2] 61.1KM/H (1.5M)	23.47 [2] 62.9KM/H (2.2M)	14.62 63.8KM/H (1.7M)	23.88 [2]
8	Spring Oliver	8	68.6KM/H	3.78 [2] 47.7KM/H (3.0M)	6.56 [3] 64.9KM/H (1.0M)	9.26 [3] 66.5KM/H (2.0M)	11.91 [3] 68.0KM/H (1.7M)	14.73 [3] 63.7KM/H (0.8M)	17.67 [4] 61.2KM/H (0.6M)	20.74 [4] 58.8KM/H (1.3M)	23.72 [3] 60.3KM/H (3.4M)	14.98 62.2KM/H (1.6M)	24.14 [3]
1	Fages	1	68.8KM/H	3.87 [5] 46.6KM/H (0.5M)	6.79 [5] 61.6KM/H (0.2M)	9.51 [5] 66.3KM/H (0.5M)	12.16 [5] 67.8KM/H (0.5M)	14.94 [5] 64.8KM/H (0.2M)	17.84 [5] 62.0KM/H (0.2M)	20.82 [5] 60.5KM/H (0.8M)	23.75 [4] 61.4KM/H (1.1M)	14.77 63.2KM/H (0.6M)	24.17 [4]
6	Calamity Corner	6	68.0KM/H	3.98 [8] 45.3KM/H (2.7M)	6.87 [7] 62.2KM/H (0.9M)	9.63 [7] 65.4KM/H (0.8M)	12.29 [7] 67.6KM/H (0.6M)	15.06 [7] 65.1KM/H (0.2M)	17.94 [6] 62.4KM/H (0.2M)	20.91 [6] 60.7KM/H (0.9M)	23.82 [6] 61.9KM/H (2.0M)	14.73 63.3KM/H (0.8M)	24.25 [5]
7	Farmor Rogue	7	68.4KM/H	3.80 [3] 47.4KM/H (2.4M)	6.55 [2] 65.5KM/H (0.5M)	9.23 [2] 67.2KM/H (1.1M)	11.88 [2] 68.0KM/H (1.1M)	14.65 [2] 64.8KM/H (0.3M)	17.59 [2] 61.3KM/H (0.3M)	20.68 [3] 58.4KM/H (0.9M)	23.81 [5] 57.4KM/H (1.6M)	15.15 61.5KM/H (0.9M)	24.28 [6]
2	Validated	2	69.3KM/H	3.86 [4] 46.6KM/H (1.3M)	6.83 [6] 60.7KM/H (1.0M)	9.57 [6] 65.8KM/H (2.3M)	12.19 [6] 68.7KM/H (2.8M)	14.99 [6] 64.2KM/H (1.5M)	17.94 [7] 61.0KM/H (1.7M)	20.98 [7] 59.2KM/H (2.6M)	23.88 [7] 62.2KM/H (4.7M)	14.83 62.9KM/H (2.7M)	24.29 [7]
4	Andromache	4	67.8KM/H	3.96 [7] 45.5KM/H (1.3M)	6.97 [8] 59.7KM/H (0.3M)	9.73 [8] 65.2KM/H (0.5M)	12.41 [8] 67.2KM/H (0.6M)	15.22 [8] 64.1KM/H (0.3M)	18.14 [8] 61.7KM/H (0.4M)	21.29 [8] 57.2KM/H (0.9M)	24.30 [8] 59.7KM/H (2.2M)	15.10 61.8KM/H (0.9M)	24.73 [8]

Information is produced by IsoLynx tracking system
 [] - Rank at each section
 () - Average meters to rail for section
 -- - No data available at section
 * - Estimated values





BETDELUXE ROCKHAMPTON, QLD
Race 5 - BETDELUXE APP - 407M
27/05/2026 - 20:15:52 PM

RUG	NAME	BOX	SECT 1	HOME	FINISH TIME
	Legends Told	2	9.02	14.79	23.81 [1]
	Clear Blue Sky	6	9.09	14.81	23.90 [2]
	Colonel's Dream	4	9.23	14.72	23.95 [3]
	Packham Rose	7	9.09	14.87	23.96 [4]
	Sirius Billy	5	9.33	14.70	24.03 [5]
	Flickin' Fifties	3	9.18	14.97	24.15 [6]
	Magill	8	9.50	14.79	24.29 [7]

Information is produced by IsoLynx tracking system
[] - Rank at each section
() - Average meters to rail for section
-- - No data available at section
* - Estimated values





BETDELUXE ROCKHAMPTON, QLD
 Race 6 - BETDELUXE ROCKHAMPTON - 407M
 27/05/2026 - 20:35:51 PM

RUG	NAME	BOX	TOP SPEED	50M	100M	150M	200M	250M	300M	350M	400M	259M HOME	FINISH TIME
5	Tusken Tiger	5	70.3KM/H	3.64 [1] 49.6KM/H (2.7M)	6.31 [1] 67.5KM/H (0.9M)	8.94 [1] 68.3KM/H (2.2M)	11.52 [1] 69.8KM/H (2.5M)	14.26 [1] 65.8KM/H (0.7M)	17.20 [1] 61.1KM/H (0.8M)	20.26 [1] 58.8KM/H (1.4M)	23.27 [1] 59.8KM/H (2.7M)	14.87 62.8KM/H (1.7M)	23.71 [1]
4	Quinlan	4	69.0KM/H	3.82 [4] 47.2KM/H (2.3M)	6.60 [4] 64.7KM/H (2.1M)	9.32 [5] 66.4KM/H (4.1M)	11.96 [5] 68.2KM/H (3.8M)	14.75 [4] 64.4KM/H (1.8M)	17.62 [4] 62.8KM/H (1.3M)	20.55 [4] 61.3KM/H (2.4M)	23.45 [3] 62.2KM/H (5.3M)	14.66 63.7KM/H (3.0M)	23.87 [2]
2	Farmor Leeway	2	69.2KM/H	3.76 [3] 47.9KM/H (1.1M)	6.52 [2] 65.3KM/H (0.6M)	9.19 [2] 67.3KM/H (1.9M)	11.82 [2] 68.4KM/H (2.2M)	14.56 [2] 65.8KM/H (0.9M)	17.46 [2] 62.1KM/H (1.0M)	20.48 [2] 59.6KM/H (2.2M)	23.45 [2] 60.7KM/H (4.9M)	14.78 63.1KM/H (2.3M)	23.87 [3]
3	Jester Beach	3	68.6KM/H	3.75 [2] 48.0KM/H (1.8M)	6.54 [3] 64.6KM/H (1.0M)	9.26 [3] 66.2KM/H (2.5M)	11.90 [3] 68.2KM/H (2.4M)	14.66 [3] 65.1KM/H (0.4M)	17.55 [3] 62.3KM/H (0.3M)	20.54 [3] 60.2KM/H (1.2M)	23.51 [4] 60.7KM/H (2.7M)	14.78 63.1KM/H (1.4M)	23.93 [4]
6	Lone Hunter	6	69.9KM/H	3.92 [7] 46.0KM/H (2.2M)	6.74 [7] 63.8KM/H (1.2M)	9.44 [6] 66.6KM/H (1.7M)	12.03 [6] 69.4KM/H (1.2M)	14.81 [5] 64.8KM/H (0.2M)	17.75 [5] 61.3KM/H (0.3M)	20.74 [5] 60.2KM/H (1.0M)	23.62 [5] 62.4KM/H (2.8M)	14.70 63.5KM/H (1.2M)	24.04 [5]
8	Turtle Time	8	69.5KM/H	3.89 [6] 46.3KM/H (2.9M)	6.74 [6] 63.2KM/H (2.1M)	9.45 [7] 66.4KM/H (2.7M)	12.06 [7] 68.9KM/H (2.3M)	14.83 [6] 65.0KM/H (1.0M)	17.87 [6] 59.3KM/H (1.1M)	20.95 [6] 58.4KM/H (1.4M)	23.92 [6] 60.6KM/H (3.4M)	15.00 62.2KM/H (1.9M)	24.35 [6]
1	Mr. Williams	1	69.2KM/H	3.84 [5] 47.0KM/H (0.8M)	6.62 [5] 64.7KM/H (0.9M)	9.28 [4] 67.7KM/H (1.6M)	11.92 [4] 68.2KM/H (1.3M)	14.84 [7] 61.7KM/H (0.3M)	17.91 [7] 58.6KM/H (0.7M)	20.97 [7] 58.7KM/H (1.1M)	23.97 [7] 60.1KM/H (2.6M)	15.23 61.3KM/H (1.3M)	24.40 [7]

Information is produced by IsoLynx tracking system
 [] - Rank at each section
 () - Average meters to rail for section
 -- - No data available at section
 * - Estimated values





BETDELUXE ROCKHAMPTON, QLD
Race 7 - DYNAMIC ELECTRICAL - 407M
27/05/2026 - 21:02:54 PM

RUG	NAME	BOX	SECT 1	HOME	FINISH TIME
1	Miss Manaudou	1	8.95	14.63	23.58 [1]
2	Edgewood	2	8.99	14.65	23.64 [2]
5	Bright Side	5	9.14	14.50	23.64 [3]
3	Vanilla Slice	3	9.14	14.61	23.75 [4]
4	Sirius Todd	4	9.22	14.70	23.92 [5]
8	Zipping Korda	8	9.31	14.63	23.94 [6]
7	Apollo's Sun	7	9.47	14.64	24.11 [7]
6	Panther Potter	6	9.31	14.85	24.16 [8]

Information is produced by IsoLynx tracking system
[] - Rank at each section
() - Average meters to rail for section
-- - No data available at section
* - Estimated values





BETDELUXE ROCKHAMPTON, QLD
 Race 8 - Rockhampton Grand Prix F - 510M
 27/05/2026 - 21:18:50 PM

RUG	NAME	BOX	TOP SPEED	50M	100M	150M	200M	250M	300M	350M	400M	450M	500M	259M HOME	FINISH TIME
1	Dish Liquor	1	68.3KM/H	3.77 [1] 47.8KM/H (0.4M)	6.48 [2] 66.5KM/H (1.0M)	9.16 [1] 67.1KM/H (1.2M)	11.85 [1] 66.8KM/H (0.9M)	14.53 [1] 67.3KM/H (1.3M)	17.18 [1] 67.8KM/H (1.6M)	19.96 [1] 64.8KM/H (0.4M)	22.87 [1] 61.8KM/H (0.4M)	25.89 [1] 59.7KM/H (1.0M)	28.88 [1] 60.2KM/H (2.0M)	14.91 62.6KM/H (1.1M)	29.49 [1]
2	Canya Dominate	2	67.9KM/H	3.78 [3] 47.7KM/H (0.5M)	6.48 [1] 66.8KM/H (1.4M)	9.19 [2] 66.2KM/H (2.1M)	11.95 [2] 65.3KM/H (1.7M)	14.68 [2] 66.0KM/H (2.7M)	17.36 [2] 67.0KM/H (2.8M)	20.17 [2] 64.2KM/H (0.8M)	23.14 [2] 60.6KM/H (1.0M)	26.21 [2] 58.6KM/H (1.5M)	29.23 [2] 59.7KM/H (2.9M)	15.10 61.8KM/H (1.8M)	29.83 [2]
4	Cody's Star	4	67.0KM/H	3.77 [2] 47.8KM/H (1.2M)	6.50 [3] 66.1KM/H (1.6M)	9.28 [3] 64.6KM/H (2.1M)	12.03 [3] 65.5KM/H (1.0M)	14.76 [3] 66.0KM/H (0.8M)	17.46 [3] 66.6KM/H (0.7M)	20.28 [3] 63.9KM/H (0.2M)	23.24 [3] 60.9KM/H (0.3M)	26.28 [3] 59.0KM/H (0.9M)	29.29 [3] 59.9KM/H (1.6M)	15.08 61.9KM/H (0.8M)	29.89 [3]
3	Ritza Ken	3	66.6KM/H	3.86 [8] 46.6KM/H (0.9M)	6.69 [7] 63.6KM/H (1.6M)	9.50 [5] 64.0KM/H (1.8M)	12.24 [5] 65.9KM/H (0.8M)	15.02 [5] 64.6KM/H (2.0M)	17.75 [5] 65.9KM/H (1.6M)	20.60 [5] 63.2KM/H (0.4M)	23.56 [5] 60.8KM/H (0.3M)	26.61 [5] 59.1KM/H (0.7M)	29.63 [4] 59.5KM/H (1.4M)	15.17 61.5KM/H (0.9M)	30.24 [4]
7	Tipsy Tess	7	67.0KM/H	3.83 [5] 47.0KM/H (2.6M)	6.62 [5] 64.5KM/H (2.3M)	9.55 [6] 61.5KM/H (3.4M)	12.27 [6] 66.1KM/H (1.5M)	15.05 [6] 64.9KM/H (2.9M)	17.75 [6] 66.5KM/H (2.6M)	20.62 [6] 62.7KM/H (1.2M)	23.62 [6] 60.1KM/H (0.9M)	26.68 [6] 58.9KM/H (1.3M)	29.68 [6] 59.9KM/H (2.9M)	15.19 61.4KM/H (1.8M)	30.29 [5]
5	Abraxos	5	66.0KM/H	3.84 [6] 47.0KM/H (1.9M)	6.60 [4] 65.2KM/H (1.7M)	9.36 [4] 65.1KM/H (2.0M)	12.12 [4] 65.3KM/H (1.0M)	14.91 [4] 64.4KM/H (2.3M)	17.66 [4] 65.7KM/H (2.3M)	20.50 [4] 63.3KM/H (0.9M)	23.49 [4] 60.2KM/H (0.6M)	26.59 [4] 58.1KM/H (1.3M)	29.67 [5] 58.5KM/H (2.6M)	15.32 60.9KM/H (1.6M)	30.29 [6]
6	Federal Blue Boy	6	67.2KM/H	3.86 [7] 46.7KM/H (2.2M)	6.73 [8] 62.7KM/H (2.4M)	9.61 [8] 62.4KM/H (3.0M)	12.40 [8] 64.5KM/H (1.1M)	15.17 [8] 65.1KM/H (1.7M)	17.87 [8] 66.7KM/H (1.5M)	20.73 [8] 62.9KM/H (0.6M)	23.72 [7] 60.2KM/H (0.7M)	26.83 [7] 57.9KM/H (1.1M)	29.81 [7] 60.3KM/H (2.2M)	15.19 61.5KM/H (1.3M)	30.41 [7]
8	Canya Hellfire	8	66.6KM/H	3.81 [4] 47.3KM/H (2.8M)	6.68 [6] 62.7KM/H (2.4M)	9.60 [7] 61.7KM/H (2.2M)	12.37 [7] 64.9KM/H (0.5M)	15.14 [7] 65.0KM/H (0.6M)	17.86 [7] 66.3KM/H (0.7M)	20.72 [7] 62.9KM/H (0.3M)	23.72 [8] 59.9KM/H (0.2M)	26.85 [8] 57.6KM/H (0.7M)	29.86 [8] 59.7KM/H (1.3M)	15.27 61.1KM/H (0.7M)	30.47 [8]

Information is produced by IsoLynx tracking system
 [] - Rank at each section
 () - Average meters to rail for section
 -- - No data available at section
 * - Estimated values





BETDELUXE ROCKHAMPTON, QLD
 Race 9 - DELUXE YOUR PUNTING - 407M
 27/05/2026 - 21:37:50 PM

RUG	NAME	BOX	TOP SPEED	50M	100M	150M	200M	250M	300M	350M	400M	259M HOME	FINISH TIME
6	She's No Lady	6	69.6KM/H	3.87 [4] 46.5KM/H (2.5M)	6.69 [3] 63.9KM/H (1.4M)	9.36 [2] 67.5KM/H (1.7M)	11.96 [2] 69.0KM/H (2.0M)	14.69 [2] 65.9KM/H (0.4M)	17.59 [2] 62.2KM/H (0.9M)	20.61 [2] 59.6KM/H (2.1M)	23.61 [1] 60.0KM/H (4.4M)	14.79 63.1KM/H (2.0M)	24.04 [1]
5	Flying Argos	5	68.2KM/H	3.80 [1] 47.5KM/H (1.5M)	6.49 [1] 66.7KM/H (0.5M)	9.17 [1] 67.2KM/H (0.5M)	11.83 [1] 67.9KM/H (0.2M)	14.61 [1] 64.7KM/H (0.5M)	17.54 [1] 61.4KM/H (0.5M)	20.61 [1] 58.8KM/H (1.0M)	23.67 [2] 58.7KM/H (1.1M)	15.04 62.0KM/H (0.7M)	24.11 [2]
2	Rocky Raccoon	2	69.6KM/H	4.07 [7] 44.3KM/H (1.6M)	6.92 [7] 63.1KM/H (2.3M)	9.65 [7] 65.9KM/H (4.1M)	12.27 [7] 68.8KM/H (3.7M)	15.06 [7] 64.4KM/H (2.2M)	17.97 [5] 61.9KM/H (2.1M)	20.92 [4] 60.9KM/H (2.9M)	23.74 [3] 63.9KM/H (4.6M)	14.60 63.9KM/H (3.2M)	24.15 [3]
7	Sunburnt Dawn	7	67.7KM/H	3.84 [3] 47.0KM/H (2.2M)	6.68 [2] 63.2KM/H (0.7M)	9.41 [3] 66.1KM/H (0.9M)	12.09 [3] 67.2KM/H (0.7M)	14.87 [3] 64.6KM/H (0.2M)	17.80 [3] 61.4KM/H (0.5M)	20.82 [3] 59.6KM/H (1.0M)	23.84 [4] 59.6KM/H (1.4M)	14.97 62.3KM/H (0.7M)	24.27 [4]
8	Rupee Ranger	8	68.0KM/H	3.83 [2] 47.1KM/H (3.4M)	6.71 [4] 62.4KM/H (1.5M)	9.45 [4] 65.8KM/H (2.3M)	12.12 [4] 67.4KM/H (2.2M)	14.92 [4] 64.2KM/H (1.1M)	17.87 [4] 61.0KM/H (1.2M)	20.92 [5] 59.0KM/H (1.7M)	23.95 [5] 59.5KM/H (2.5M)	15.04 62.0KM/H (1.8M)	24.38 [5]
4	Agrari Beach	4	68.2KM/H	3.94 [6] 45.8KM/H (1.4M)	6.81 [6] 62.7KM/H (1.5M)	9.56 [6] 65.5KM/H (2.6M)	12.21 [6] 67.9KM/H (2.6M)	15.02 [5] 64.0KM/H (1.2M)	17.97 [6] 61.0KM/H (1.0M)	21.00 [6] 59.4KM/H (0.9M)	23.97 [6] 60.6KM/H (1.3M)	14.94 62.5KM/H (1.4M)	24.39 [6]
1	Flash Dash	1	67.9KM/H	3.87 [5] 46.5KM/H (0.8M)	6.79 [5] 61.8KM/H (0.7M)	9.52 [5] 65.8KM/H (0.5M)	12.19 [5] 67.4KM/H (0.4M)	15.06 [6] 62.7KM/H (0.3M)	18.02 [7] 60.8KM/H (0.2M)	21.12 [7] 58.1KM/H (1.2M)	24.09 [7] 60.6KM/H (2.1M)	15.10 61.8KM/H (0.9M)	24.51 [7]

Information is produced by IsoLynx tracking system
 [] - Rank at each section
 () - Average meters to rail for section
 -- - No data available at section
 * - Estimated values





BETDELUXE ROCKHAMPTON, QLD
 Race 10 - BETDELUXE.COM.AU - 407M
 27/05/2026 - 22:02:50 PM

RUG	NAME	BOX	TOP SPEED	50M	100M	150M	200M	250M	300M	350M	400M	259M HOME	FINISH TIME
6	Mr. Unflappable	6	69.4KM/H	3.79 [2] 47.6KM/H (2.3M)	6.61 [3] 63.7KM/H (1.6M)	9.33 [4] 66.4KM/H (1.8M)	11.93 [4] 69.0KM/H (1.3M)	14.71 [4] 64.8KM/H (1.0M)	17.65 [4] 61.4KM/H (0.9M)	20.64 [3] 60.1KM/H (1.0M)	23.62 [1] 60.5KM/H (1.8M)	14.82 63.0KM/H (1.2M)	24.04 [1]
5	Summer's Edition	5	68.8KM/H	3.88 [5] 46.4KM/H (1.6M)	6.62 [4] 65.8KM/H (0.8M)	9.28 [3] 67.7KM/H (0.9M)	11.91 [3] 68.5KM/H (0.5M)	14.64 [2] 65.8KM/H (0.3M)	17.54 [2] 62.2KM/H (0.3M)	20.59 [1] 58.9KM/H (1.0M)	23.69 [2] 58.1KM/H (1.1M)	14.95 62.4KM/H (0.6M)	24.12 [2]
7	Flying Blossom	7	69.0KM/H	3.86 [4] 46.7KM/H (2.5M)	6.65 [5] 64.5KM/H (1.7M)	9.40 [5] 65.5KM/H (2.2M)	12.02 [5] 68.6KM/H (0.9M)	14.84 [5] 63.8KM/H (1.5M)	17.77 [5] 61.6KM/H (1.2M)	20.77 [5] 60.0KM/H (1.7M)	23.73 [3] 60.8KM/H (2.3M)	14.85 62.8KM/H (1.5M)	24.14 [3]
3	Farmor Senior	3	69.3KM/H	3.83 [3] 47.0KM/H (1.4M)	6.54 [2] 66.4KM/H (0.9M)	9.19 [1] 67.9KM/H (1.7M)	11.81 [1] 68.8KM/H (1.7M)	14.58 [1] 65.0KM/H (0.7M)	17.52 [1] 61.2KM/H (0.7M)	20.63 [2] 57.8KM/H (1.8M)	23.73 [4] 58.0KM/H (3.5M)	15.09 61.8KM/H (1.8M)	24.18 [4]
2	Boulder Beach	2	68.9KM/H	4.06 [8] 44.4KM/H (1.1M)	6.87 [8] 63.9KM/H (0.6M)	9.59 [8] 66.4KM/H (1.6M)	12.22 [7] 68.4KM/H (1.8M)	15.01 [7] 64.4KM/H (1.1M)	17.92 [7] 61.9KM/H (0.8M)	20.91 [7] 60.2KM/H (1.5M)	23.84 [5] 61.5KM/H (3.5M)	14.77 63.1KM/H (1.8M)	24.25 [5]
4	Sunburnt Buffalo	4	68.9KM/H	3.75 [1] 48.1KM/H (1.7M)	6.51 [1] 65.1KM/H (1.3M)	9.21 [2] 66.6KM/H (2.7M)	11.84 [2] 68.4KM/H (2.5M)	14.66 [3] 64.0KM/H (1.1M)	17.64 [3] 60.4KM/H (1.1M)	20.76 [4] 57.6KM/H (2.3M)	23.84 [6] 58.5KM/H (4.2M)	15.17 61.5KM/H (2.3M)	24.28 [6]
8	Brother Jimmy	8	68.5KM/H	4.02 [7] 44.9KM/H (3.2M)	6.78 [6] 65.1KM/H (1.3M)	9.46 [6] 67.2KM/H (1.6M)	12.13 [6] 67.3KM/H (0.6M)	14.94 [6] 64.1KM/H (0.4M)	17.85 [6] 61.9KM/H (0.4M)	20.84 [6] 60.1KM/H (1.0M)	23.85 [7] 59.9KM/H (2.9M)	14.93 62.5KM/H (1.1M)	24.28 [7]
1	Dream Queen	1	67.4KM/H	3.97 [6] 45.4KM/H (1.0M)	6.79 [7] 63.8KM/H (0.6M)	9.50 [7] 66.5KM/H (1.2M)	12.30 [8] 64.4KM/H (0.6M)	15.26 [8] 60.7KM/H (0.3M)	18.21 [8] 61.1KM/H (0.4M)	21.18 [8] 60.5KM/H (1.0M)	24.11 [8] 61.5KM/H (2.1M)	15.14 61.6KM/H (0.9M)	24.54 [8]

Information is produced by IsoLynx tracking system
 [] - Rank at each section
 () - Average meters to rail for section
 -- - No data available at section
 * - Estimated values

