



# Eagle Farm QLD

## Race 1: DRINKWISE BENCHMARK 85 Handicap - 1400m

30 May 2026 - 11:44AM



BRISBANE RACING CLUB

Track Rating: Soft 5, Weather: Fine, Rail Position: True Entire Circuit

Field Times	1:23.84	1:10.52	0:59.58	0:47.98	0:36.03	0:24.21	0:12.45
(Race Tempo)	(0:13.32)	(0:10.94)	(0:11.61)	(0:11.94)	(0:11.82)	(0:11.76)	(0:12.45)

Rank	TAB#	Horse	Overall Time	First 400m	Top Speed km/h (Section)	L1400	L1200	L1000	L800	L600	L400	L200
	(BAR#)	Jockey	Margin (DT-W)	Last 600m	Fastest Section (Time)	Start - 1200	1200 - 1000	1000 - 800	800 - 600	600 - 400	400 - 200	200 - Finish
1	16	Bengal Diamond	1:23.84	0:24.99	65.0 (1200-1000)	1:23.84	1:10.16 [5]	0:58.85 [5]	0:47.10 [6]	0:35.44 [7]	0:23.75 [6]	0:12.44 [2]
	(3)	Ben Thompson		0:35.44	400-200 (0:11.30)	(0:13.68)	(0:11.31)	(0:11.75)	(0:11.66)	(0:11.69)	(0:11.30)	(0:12.45)
2	14	Sunset Dreaming	1:23.88	0:24.78	65.3 (1400 - 1200)	1:23.88	1:10.37 [4]	0:59.09 [4]	0:47.48 [4]	0:35.76 [4]	0:24.03 [4]	0:12.45 [3]
	(4)	Mark Zahra	0.3L (-2)	0:35.76	1200-1000 (0:11.27)	(0:13.51)	(0:11.27)	(0:11.62)	(0:11.72)	(0:11.72)	(0:11.59)	(0:12.45)
3	17	Daggers	1:23.91	0:24.26	67.9 (1200-1000)	1:23.91	1:10.55 [2]	0:59.65 [1]	0:48.05 [1]	0:36.10 [1]	0:24.28 [1]	0:12.52 [1]
	(10)	Tommy Berry	0.4L (-2)	0:36.10	1200-1000 (0:10.90)	(0:13.36)	(0:10.90)	(0:11.60)	(0:11.94)	(0:11.82)	(0:11.76)	(0:12.52)
4	9	Pasima	1:24.17	0:25.28	65.3 (800-600)	1:24.17	1:10.36 [6]	0:58.90 [8]	0:47.22 [8]	0:35.66 [9]	0:23.92 [9]	0:12.35 [8]
	(7)	Robbie Dolan	5.5L (+5)	0:35.65	1200-1000 (0:11.46)	(0:13.81)	(0:11.46)	(0:11.68)	(0:11.56)	(0:11.74)	(0:11.56)	(0:12.36)
5	4	Keitel	1:24.31	0:25.62	64.8 (1200-1000)	1:24.31	1:10.09 [12]	0:58.70 [13]	0:46.89 [13]	0:35.38 [13]	0:23.77 [13]	0:12.28 [11]
	(12)	Rob Thorburn	7.8L (+0)	0:35.37	1200-1000 (0:11.39)	(0:14.22)	(0:11.39)	(0:11.81)	(0:11.51)	(0:11.61)	(0:11.48)	(0:12.29)
6	3	Iron Man	1:24.38	0:25.44	65.2 (800-600)	1:24.38	1:10.41 [11]	0:58.93 [11]	0:47.13 [12]	0:35.69 [11]	0:24.05 [10]	0:12.63 [6]
	(9)	Cejay Graham	3.2L (+3)	0:35.68	400-200 (0:11.42)	(0:13.97)	(0:11.47)	(0:11.81)	(0:11.44)	(0:11.63)	(0:11.42)	(0:12.63)
7	15	Viminele	1:24.55	0:25.15	65.0 (800-600)	1:24.55	1:10.72 [7]	0:59.39 [7]	0:47.72 [7]	0:36.27 [5]	0:24.56 [5]	0:12.92 [4]
	(1)	Kyle Wilson-Taylor	11.9L (+3)	0:36.06	1200-1000 (0:11.33)	(0:13.83)	(0:11.33)	(0:11.67)	(0:11.45)	(0:11.71)	(0:11.64)	(0:12.92)
8	5	Boys Night Out	1:24.64	0:24.99	66.0 (1200-1000)	1:24.64	1:10.68 [9]	0:59.65 [5]	0:48.01 [5]	0:36.25 [6]	0:24.45 [8]	0:12.85 [7]
	(13)	Nash Rawiller	13.4L (+7)	0:36.24	1200-1000 (0:11.03)	(0:13.96)	(0:11.03)	(0:11.64)	(0:11.76)	(0:11.80)	(0:11.60)	(0:12.85)
9	22	I Am Carrot	1:24.66	0:24.45	66.3 (1400 - 1200)	1:24.66	1:11.34 [1]	1:00.21 [2]	0:48.69 [2]	0:36.80 [2]	0:24.96 [2]	0:12.98 [4]
	(8)	Rachel King	4.9L (-1)	0:36.79	1200-1000 (0:11.13)	(0:13.32)	(0:11.13)	(0:11.52)	(0:11.89)	(0:11.84)	(0:11.97)	(0:12.98)
10	2	Warby	1:24.75	0:24.69	65.3 (1400 - 1200)	1:24.75	1:11.27 [4]	1:00.06 [4]	0:48.46 [4]	0:36.67 [4]	0:24.84 [5]	0:12.94 [9]
	(11)	Corey Sutherland	15.2L (-2)	0:36.67	1200-1000 (0:11.21)	(0:13.48)	(0:11.21)	(0:11.60)	(0:11.79)	(0:11.83)	(0:11.90)	(0:12.94)

Scratched: Restonica (#1), Living Free (#6), Burma Star (#7), Soothsayer (#10), Quothquan (#12), Skyglider (#13), Theblade (#18), True To Form (#19), Red Defcon (#21)

Report Created: Sat 30 May 2026

(Note: Races are conducted over an approximate distance as close as possible to the advertised distance, and recorded data may vary accordingly. Official times refer to race times only and do not include handicap times.)

[ ] Position in running at each section and finish  
 TAB# Saddle cloth number  
 -:--: No data available at this section  
 NA No data available  
 DNT Did not track

BAR# Barrier/Gate Position  
 DNF Did not finish  
 DT-W Distance travelled compared to winner in metres

Fastest split  
 Fastest section

data processed by TRIPLESDATA



# Eagle Farm QLD

## Race 1: DRINKWISE BENCHMARK 85 Handicap - 1400m

30 May 2026 - 11:44AM



BRISBANE  
RACING CLUB

Track Rating: Soft 5, Weather: Fine, Rail Position: True Entire Circuit

Field Times (Race Tempo)      1:23.84 (0:13.32)    1:10.52 (0:10.94)    0:59.58 (0:11.61)    0:47.98 (0:11.94)    0:36.03 (0:11.82)    0:24.21 (0:11.76)    0:12.45 (0:12.45)

Rank	TAB#	Horse	Overall Time	First 400m	Top Speed km/h (Section)	L1400	L1200	L1000	L800	L600	L400	L200	
	(BAR#)	Jockey	Margin (DT-W)	Last 600m	Fastest Section (Time)	Start - 1200	1200 - 1000	1000 - 800	800 - 600	600 - 400	400 - 200	200 - Finish	
11	8	Hidden Achievement	1:24.98	0:25.31	65.3 (800-600)	1:24.98	1:11.08 [8]	0:59.67 [9]	0:47.88 [10]	0:36.35 [10]	0:24.55 [12]	0:12.81 [13]	
	(6)	James McDonald	19.0L (+4)	0:36.34	1200-1000 (0:11.41)	(0:13.90)	(0:11.41)	(0:11.79)	(0:11.53)	(0:11.80)	(0:11.74)	(0:12.81)	
12	20	Eye Of The Eagle	1:25.43	0:25.35	64.4 (1400 - 1200)	1:25.43	1:11.47 [9]	1:00.09 [10]	0:48.45 [9]	0:37.00 [8]	0:25.33 [7]	0:13.54 [10]	
	(5)	Fred Larson	26.6L (-1)	0:36.99	1200-1000 (0:11.38)	(0:13.96)	(0:11.38)	(0:11.64)	(0:11.45)	(0:11.67)	(0:11.79)	(0:13.54)	
13	11	Swiss Exile	1:25.77	0:24.57	65.9 (1200-1000)	1:25.77	1:12.38 [3]	1:01.20 [3]	0:49.56 [3]	0:37.82 [3]	0:25.95 [3]	0:13.89 [9]	
	(2)	Tom Sherry	11.4L (+6)	0:37.83	1200-1000 (0:11.18)	(0:13.39)	(0:11.18)	(0:11.64)	(0:11.74)	(0:11.88)	(0:12.06)	(0:13.89)	

Scratched: Restonica (#1), Living Free (#6), Burma Star (#7), Soothsayer (#10), Quothquan (#12), Skyglider (#13), Theblade (#18), True To Form (#19), Red Defcon (#21)

Report Created: Sat 30 May 2026

(Note: Races are conducted over an approximate distance as close as possible to the advertised distance, and recorded data may vary accordingly. Official times refer to race times only and do not include handicap times.)

[ ] Position in running at each section and finish    TAB# Saddle cloth number

-:-:- No data available at this section

NA No data available

DNT Did not track

BAR# Barrier/Gate Position

DNF Did not finish

DT-W Distance travelled compared to winner in metres

Fastest split

Fastest section

data processed by



**TRIPLES DATA**

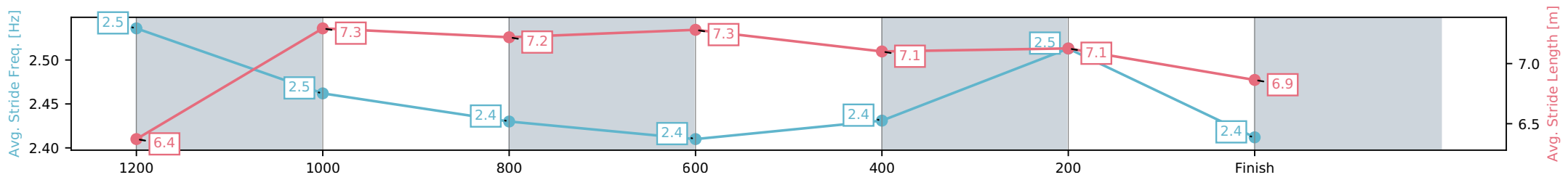
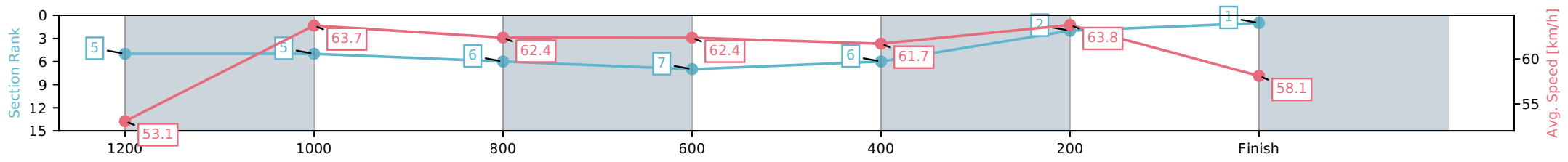
Horse/Jockey Name	Bengal Diamond/Ben Thompson
Finish Rank	1
Fastest Section Time (Section)	0:11.30 (400-200)
Top Speed [km/h] (Section)	65.0 (1200-1000)
Race State	Finished



Eagle Farm QLD --Professional-2026-05-30  
 Race 1: DRINKWISE BENCHMARK 85 Handicap - 1400m  
 30 May 2026 - 11:44AM  
 Track Rating: Soft 5, Weather: Fine, Rail Position: True Entire Circuit



Section	L1400	L1200	L1000	L800	L600	L400	L200
Section Times	1:23.84 (0:13.68)	1:10.16 [5] (0:11.31)	0:58.85 [5] (0:11.75)	0:47.10 [6] (0:11.66)	0:35.44 [7] (0:11.69)	0:23.75 [6] (0:11.30)	0:12.44 [2] (0:12.45)
Average Speed [km/h]	53.1	63.7	62.4	62.4	61.7	63.8	58.1
Top Speed [km/h]	64.2	65.0	63.7	64.8	62.8	64.7	61.9
Avg. Dist. to Rail [m]	2.1	3.6	3.4	2.0	0.7	4.1	7.3
Avg. Stride Freq. [Hz]	2.5	2.5	2.4	2.4	2.4	2.5	2.4
Avg. Stride Length [m]	6.4	7.3	7.2	7.3	7.1	7.1	6.9



[ ] Ranking at each section and finish  
 -:-:- No data available at this section  
 NA No data available

Horse/Jockey Name	Sunset Dreaming/Mark Zahra
Finish Rank	2
Fastest Section Time (Section)	0:11.27 (1200-1000)
Top Speed [km/h] (Section)	65.3 (1400 - 1200)
Race State	Finished



Eagle Farm QLD --Professional-2026-05-30

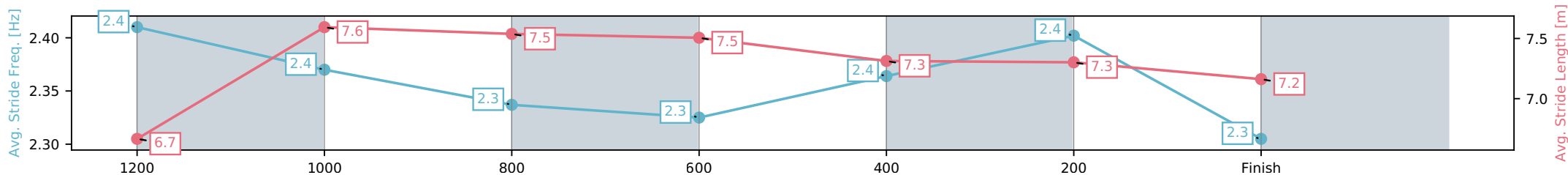
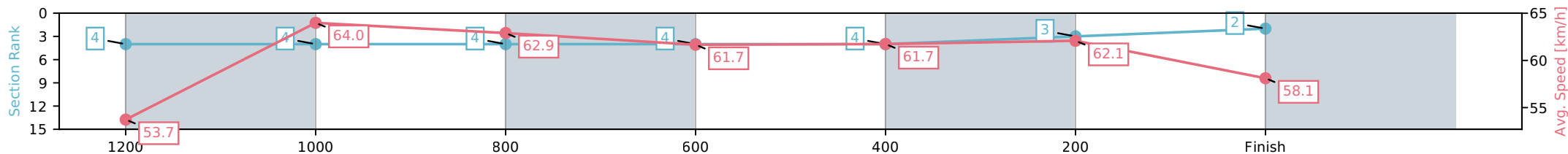
Race 1: DRINKWISE BENCHMARK 85 Handicap - 1400m

30 May 2026 - 11:44AM

Track Rating: Soft 5, Weather: Fine, Rail Position: True Entire Circuit



Section	L1400	L1200	L1000	L800	L600	L400	L200
Section Times	1:23.88 (0:13.51)	1:10.37 [4] (0:11.27)	0:59.09 [4] (0:11.62)	0:47.48 [4] (0:11.72)	0:35.76 [4] (0:11.72)	0:24.03 [4] (0:11.59)	0:12.45 [3] (0:12.45)
Average Speed [km/h]	53.7	64.0	62.9	61.7	61.7	62.1	58.1
Top Speed [km/h]	65.3	64.8	64.0	64.0	64.0	64.1	60.6
Avg. Dist. to Rail [m]	3.5	4.2	2.6	1.0	0.9	5.0	6.1
Avg. Stride Freq. [Hz]	2.4	2.4	2.3	2.3	2.4	2.4	2.3
Avg. Stride Length [m]	6.7	7.6	7.5	7.5	7.3	7.3	7.2



- [ ] Ranking at each section and finish
- :-:- No data available at this section
- NA No data available

Horse/Jockey Name	Daggers/Tommy Berry
Finish Rank	3
Fastest Section Time (Section)	0:10.90 (1200-1000)
Top Speed [km/h] (Section)	67.9 (1200-1000)
Race State	Finished



Eagle Farm QLD --Professional-2026-05-30

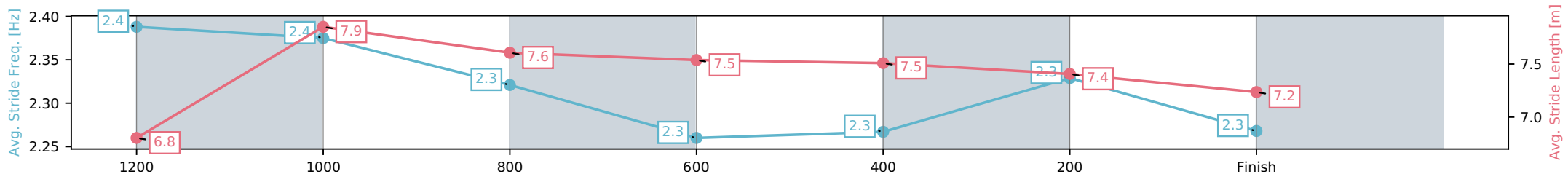
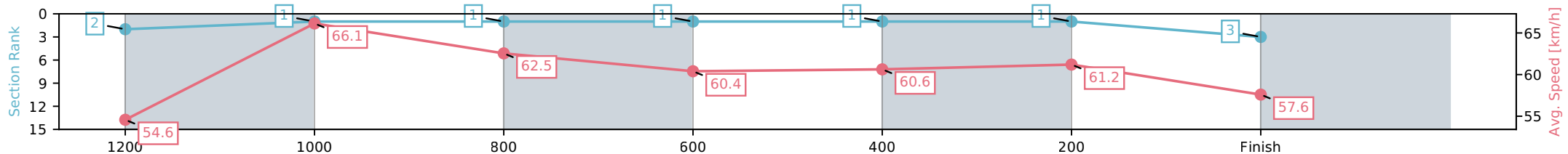
Race 1: DRINKWISE BENCHMARK 85 Handicap - 1400m

30 May 2026 - 11:44AM

Track Rating: Soft 5, Weather: Fine, Rail Position: True Entire Circuit



Section	L1400	L1200	L1000	L800	L600	L400	L200
Section Times	1:23.91 (0:13.36)	1:10.55 [2] (0:10.90)	0:59.65 [1] (0:11.60)	0:48.05 [1] (0:11.94)	0:36.10 [1] (0:11.82)	0:24.28 [1] (0:11.76)	0:12.52 [1] (0:12.52)
Average Speed [km/h]	54.6	66.1	62.5	60.4	60.6	61.2	57.6
Top Speed [km/h]	66.7	67.9	63.9	61.5	61.3	62.1	60.0
Avg. Dist. to Rail [m]	7.7	4.3	1.4	0.5	0.9	2.8	4.6
Avg. Stride Freq. [Hz]	2.4	2.4	2.3	2.3	2.3	2.3	2.3
Avg. Stride Length [m]	6.8	7.9	7.6	7.5	7.5	7.4	7.2



- [ ] Ranking at each section and finish
- :-:- No data available at this section
- NA No data available

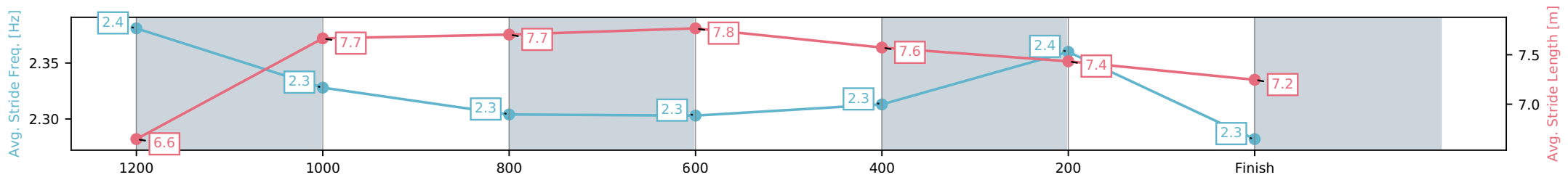
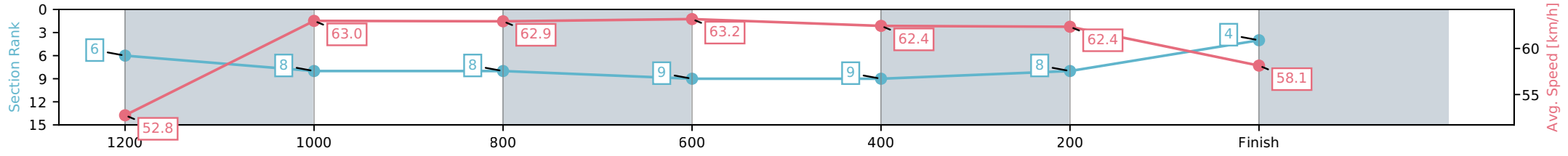
Horse/Jockey Name	Pasima/Robbie Dolan
Finish Rank	4
Fastest Section Time (Section)	0:11.46 (1200-1000)
Top Speed [km/h] (Section)	65.3 (800-600)
Race State	Finished



Eagle Farm QLD --Professional-2026-05-30  
 Race 1: DRINKWISE BENCHMARK 85 Handicap - 1400m  
 30 May 2026 - 11:44AM  
 Track Rating: Soft 5, Weather: Fine, Rail Position: True Entire Circuit



Section	L1400	L1200	L1000	L800	L600	L400	L200
Section Times	1:24.17 (0:13.81)	1:10.36 [6] (0:11.46)	0:58.90 [8] (0:11.68)	0:47.22 [8] (0:11.56)	0:35.66 [9] (0:11.74)	0:23.92 [9] (0:11.56)	0:12.35 [8] (0:12.36)
Average Speed [km/h]	52.8	63.0	62.9	63.2	62.4	62.4	58.1
Top Speed [km/h]	63.9	63.2	63.2	65.3	63.2	63.0	61.4
Avg. Dist. to Rail [m]	4.6	4.2	3.9	3.4	3.7	9.4	11.1
Avg. Stride Freq. [Hz]	2.4	2.3	2.3	2.3	2.3	2.4	2.3
Avg. Stride Length [m]	6.6	7.7	7.7	7.8	7.6	7.4	7.2



[ ] Ranking at each section and finish  
 -:-:- No data available at this section  
 NA No data available

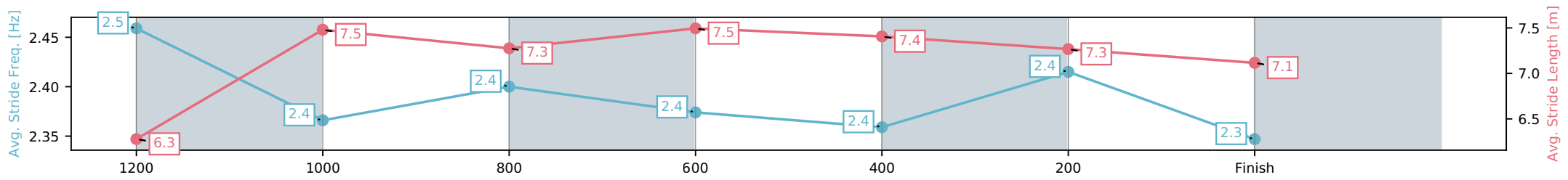
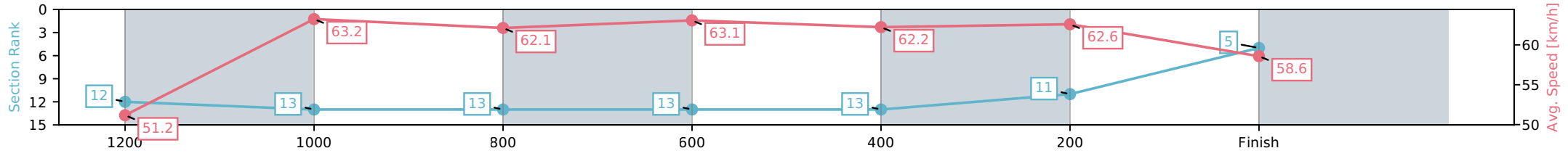
Horse/Jockey Name	Keitel/Rob Thorburn
Finish Rank	5
Fastest Section Time (Section)	0:11.39 (1200-1000)
Top Speed [km/h] (Section)	64.8 (1200-1000)
Race State	Finished



Eagle Farm QLD --Professional-2026-05-30  
 Race 1: DRINKWISE BENCHMARK 85 Handicap - 1400m  
 30 May 2026 - 11:44AM  
 Track Rating: Soft 5, Weather: Fine, Rail Position: True Entire Circuit



Section	L1400	L1200	L1000	L800	L600	L400	L200
Section Times	1:24.31 (0:14.22)	1:10.09 [12] (0:11.39)	0:58.70 [13] (0:11.81)	0:46.89 [13] (0:11.51)	0:35.38 [13] (0:11.61)	0:23.77 [13] (0:11.48)	0:12.28 [11] (0:12.29)
Average Speed [km/h]	51.2	63.2	62.1	63.1	62.2	62.6	58.6
Top Speed [km/h]	62.6	64.8	63.3	64.8	63.0	63.2	61.1
Avg. Dist. to Rail [m]	5.9	3.0	3.3	1.9	0.8	3.7	5.1
Avg. Stride Freq. [Hz]	2.5	2.4	2.4	2.4	2.4	2.4	2.3
Avg. Stride Length [m]	6.3	7.5	7.3	7.5	7.4	7.3	7.1



[ ] Ranking at each section and finish  
 -:-:- No data available at this section  
 NA No data available

Horse/Jockey Name	Iron Man/Cejay Graham
Finish Rank	6
Fastest Section Time (Section)	0:11.42 (400-200)
Top Speed [km/h] (Section)	65.2 (800-600)
Race State	Finished



Eagle Farm QLD --Professional-2026-05-30

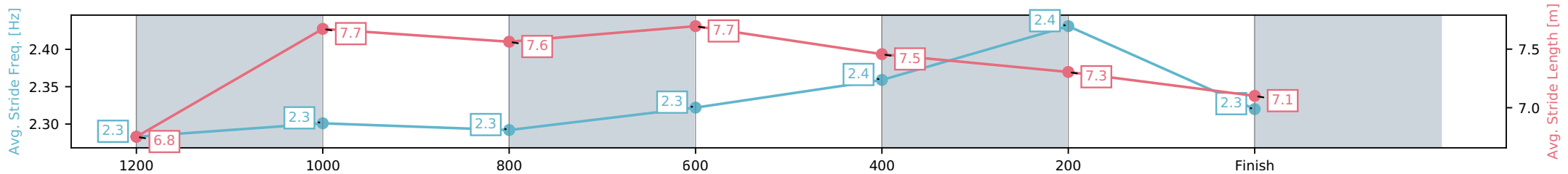
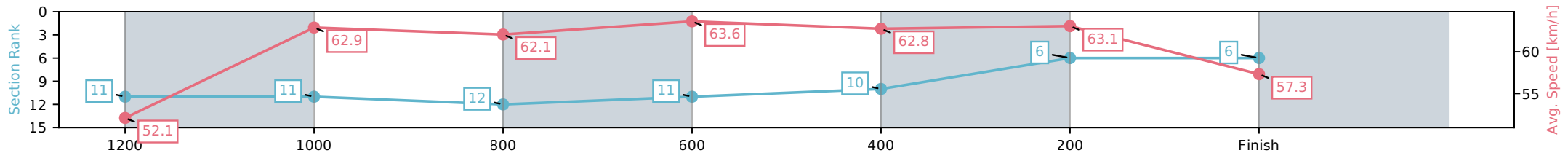
Race 1: DRINKWISE BENCHMARK 85 Handicap - 1400m

30 May 2026 - 11:44AM

Track Rating: Soft 5, Weather: Fine, Rail Position: True Entire Circuit



Section	L1400	L1200	L1000	L800	L600	L400	L200
Section Times	1:24.38 (0:13.97)	1:10.41 [11] (0:11.47)	0:58.93 [11] (0:11.81)	0:47.13 [12] (0:11.44)	0:35.69 [11] (0:11.63)	0:24.05 [10] (0:11.42)	0:12.63 [6] (0:12.63)
Average Speed [km/h]	52.1	62.9	62.1	63.6	62.8	63.1	57.3
Top Speed [km/h]	63.1	63.7	62.6	65.2	63.2	63.8	61.0
Avg. Dist. to Rail [m]	7.0	5.0	3.2	2.5	3.0	8.7	9.7
Avg. Stride Freq. [Hz]	2.3	2.3	2.3	2.3	2.4	2.4	2.3
Avg. Stride Length [m]	6.8	7.7	7.6	7.7	7.5	7.3	7.1



- [ ] Ranking at each section and finish
- :-:- No data available at this section
- NA No data available

Horse/Jockey Name	Viminele/Kyle Wilson-Taylor
Finish Rank	7
Fastest Section Time (Section)	0:11.33 (1200-1000)
Top Speed [km/h] (Section)	65.0 (800-600)
Race State	Finished



Eagle Farm QLD --Professional-2026-05-30

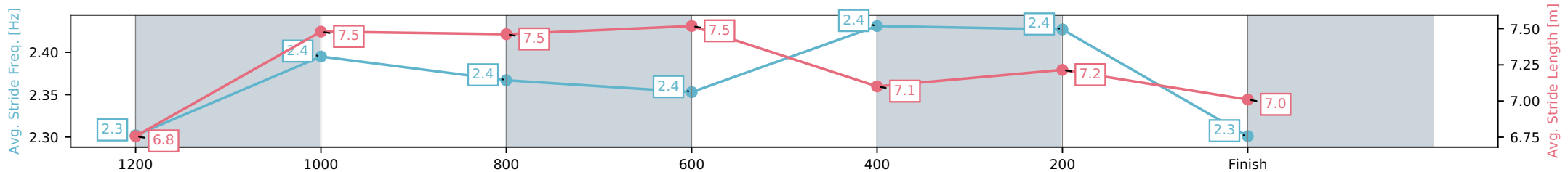
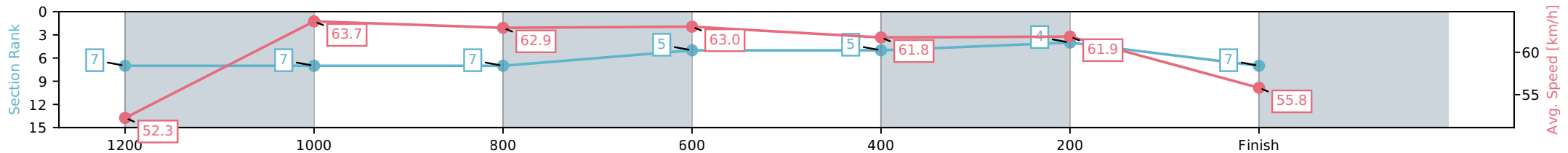
Race 1: DRINKWISE BENCHMARK 85 Handicap - 1400m

30 May 2026 - 11:44AM

Track Rating: Soft 5, Weather: Fine, Rail Position: True Entire Circuit



Section	L1400	L1200	L1000	L800	L600	L400	L200
Section Times	1:24.55 (0:13.83)	1:10.72 [7] (0:11.33)	0:59.39 [7] (0:11.67)	0:47.72 [7] (0:11.45)	0:36.27 [5] (0:11.71)	0:24.56 [5] (0:11.64)	0:12.92 [4] (0:12.92)
Average Speed [km/h]	52.3	63.7	62.9	63.0	61.8	61.9	55.8
Top Speed [km/h]	63.4	64.4	63.5	65.1	62.9	63.2	60.0
Avg. Dist. to Rail [m]	1.6	1.9	1.6	0.9	1.1	2.5	3.1
Avg. Stride Freq. [Hz]	2.3	2.4	2.4	2.4	2.4	2.4	2.3
Avg. Stride Length [m]	6.8	7.5	7.5	7.5	7.1	7.2	7.0



- [ ] Ranking at each section and finish
- :-:- No data available at this section
- NA No data available

Horse/Jockey Name	Boys Night Out/Nash Rawiller
Finish Rank	8
Fastest Section Time (Section)	0:11.03 (1200-1000)
Top Speed [km/h] (Section)	66.0 (1200-1000)
Race State	Finished



Eagle Farm QLD --Professional-2026-05-30

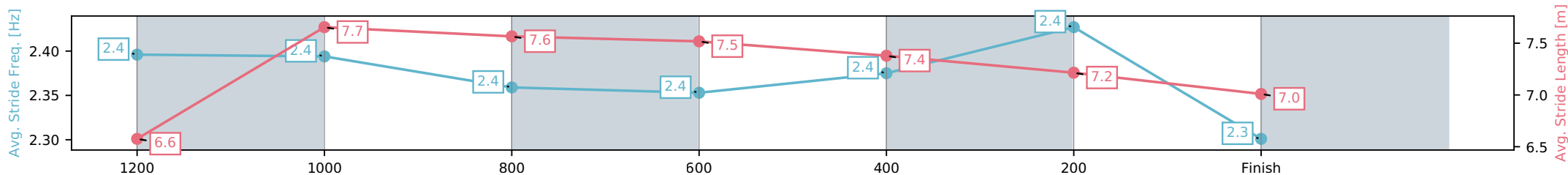
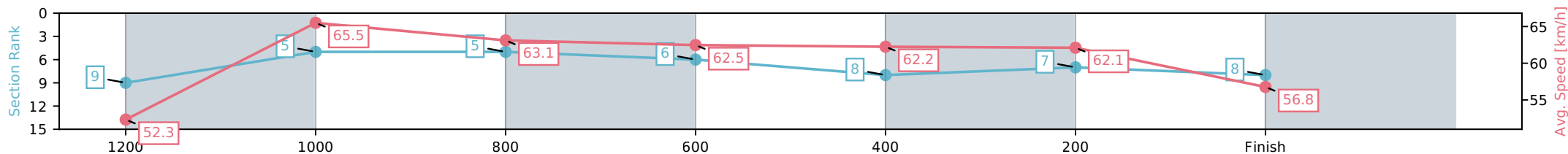
Race 1: DRINKWISE BENCHMARK 85 Handicap - 1400m

30 May 2026 - 11:44AM

Track Rating: Soft 5, Weather: Fine, Rail Position: True Entire Circuit



Section	L1400	L1200	L1000	L800	L600	L400	L200
Section Times	1:24.64 (0:13.96)	1:10.68 [9] (0:11.03)	0:59.65 [5] (0:11.64)	0:48.01 [5] (0:11.76)	0:36.25 [6] (0:11.80)	0:24.45 [8] (0:11.60)	0:12.85 [7] (0:12.85)
Average Speed [km/h]	52.3	65.5	63.1	62.5	62.2	62.1	56.8
Top Speed [km/h]	64.8	66.0	64.8	65.1	63.1	63.1	60.0
Avg. Dist. to Rail [m]	10.0	5.9	4.1	4.2	4.2	8.5	9.9
Avg. Stride Freq. [Hz]	2.4	2.4	2.4	2.4	2.4	2.4	2.3
Avg. Stride Length [m]	6.6	7.7	7.6	7.5	7.4	7.2	7.0



- [ ] Ranking at each section and finish
- :-:- No data available at this section
- NA No data available

Horse/Jockey Name	I Am Carrot/Rachel King
Finish Rank	9
Fastest Section Time (Section)	0:11.13 (1200-1000)
Top Speed [km/h] (Section)	66.3 (1400 - 1200)
Race State	Finished



Eagle Farm QLD --Professional-2026-05-30

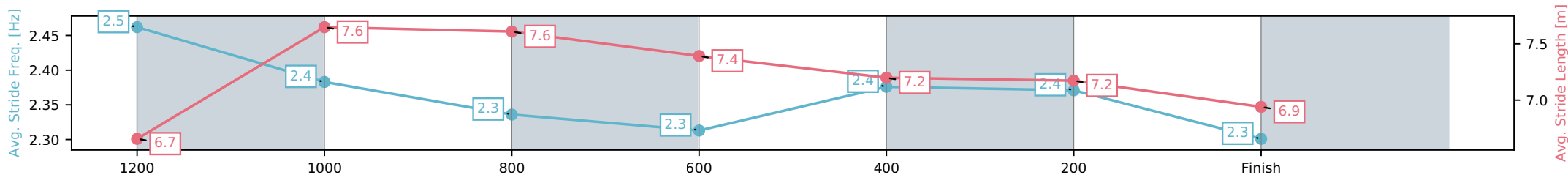
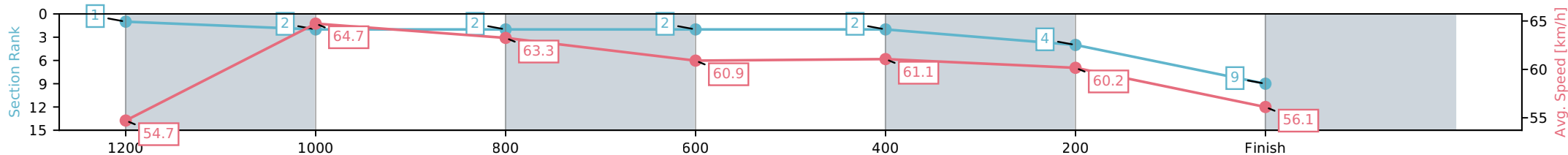
Race 1: DRINKWISE BENCHMARK 85 Handicap - 1400m

30 May 2026 - 11:44AM

Track Rating: Soft 5, Weather: Fine, Rail Position: True Entire Circuit



Section	L1400	L1200	L1000	L800	L600	L400	L200
Section Times	1:24.66 (0:13.32)	1:11.34 [1] (0:11.13)	1:00.21 [2] (0:11.52)	0:48.69 [2] (0:11.89)	0:36.80 [2] (0:11.84)	0:24.96 [2] (0:11.97)	0:12.98 [4] (0:12.98)
Average Speed [km/h]	54.7	64.7	63.3	60.9	61.1	60.2	56.1
Top Speed [km/h]	66.3	66.3	63.8	62.9	61.6	61.3	59.0
Avg. Dist. to Rail [m]	5.4	3.2	2.1	1.4	0.8	4.2	5.9
Avg. Stride Freq. [Hz]	2.5	2.4	2.3	2.3	2.4	2.4	2.3
Avg. Stride Length [m]	6.7	7.6	7.6	7.4	7.2	7.2	6.9



- [ ] Ranking at each section and finish
- :-:- No data available at this section
- NA No data available

Horse/Jockey Name	Warby/Corey Sutherland
Finish Rank	10
Fastest Section Time (Section)	0:11.21 (1200-1000)
Top Speed [km/h] (Section)	65.3 (1400 - 1200)
Race State	Finished



Eagle Farm QLD --Professional-2026-05-30

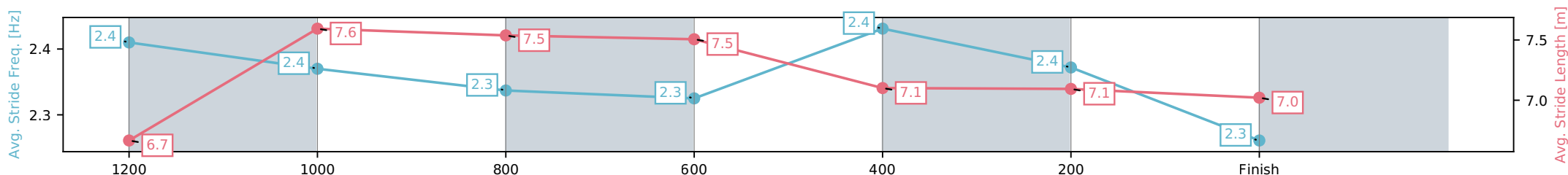
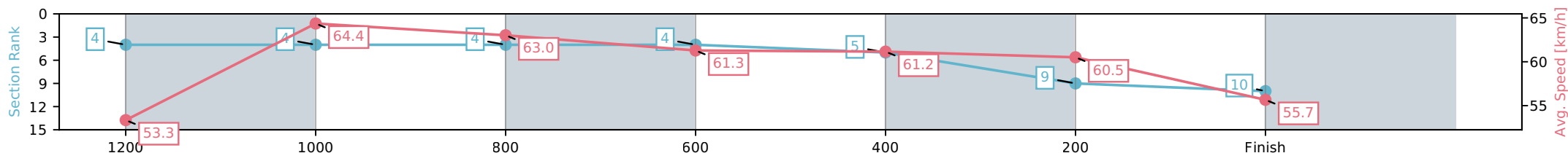
Race 1: DRINKWISE BENCHMARK 85 Handicap - 1400m

30 May 2026 - 11:44AM

Track Rating: Soft 5, Weather: Fine, Rail Position: True Entire Circuit



Section	L1400	L1200	L1000	L800	L600	L400	L200
Section Times	1:24.75 (0:13.48)	1:11.27 [4] (0:11.21)	1:00.06 [4] (0:11.60)	0:48.46 [4] (0:11.79)	0:36.67 [4] (0:11.83)	0:24.84 [5] (0:11.90)	0:12.94 [9] (0:12.94)
Average Speed [km/h]	53.3	64.4	63.0	61.3	61.2	60.5	55.7
Top Speed [km/h]	65.3	64.8	64.0	64.0	62.9	61.5	59.2
Avg. Dist. to Rail [m]	4.0	6.7	4.6	5.0	1.6	0.5	8.4
Avg. Stride Freq. [Hz]	2.4	2.4	2.3	2.3	2.4	2.4	2.3
Avg. Stride Length [m]	6.7	7.6	7.5	7.5	7.1	7.1	7.0



- [ ] Ranking at each section and finish
- :-:- No data available at this section
- NA No data available

Horse/Jockey Name	Hidden Achievement/James McDonald
Finish Rank	11
Fastest Section Time (Section)	0:11.41 (1200-1000)
Top Speed [km/h] (Section)	65.3 (800-600)
Race State	Finished



Eagle Farm QLD --Professional-2026-05-30

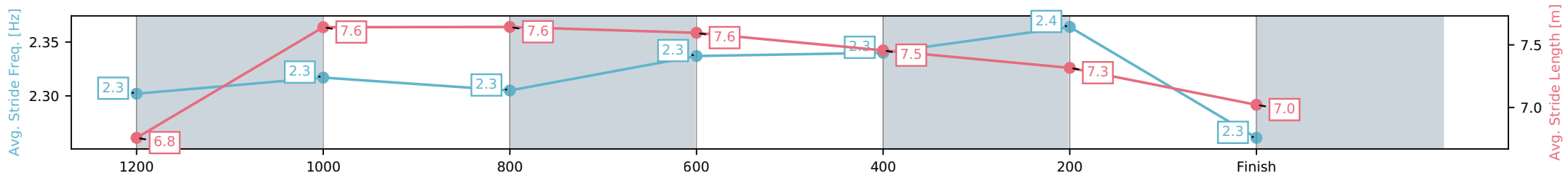
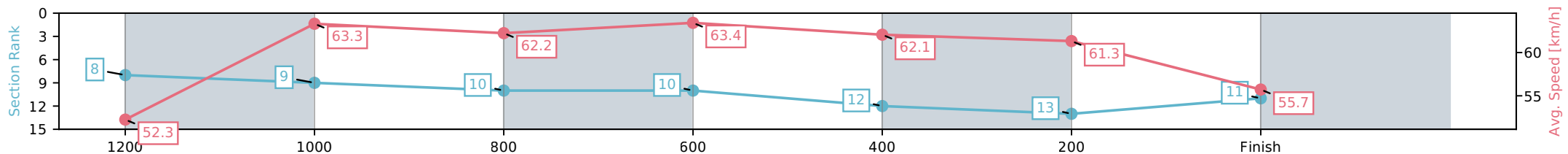
Race 1: DRINKWISE BENCHMARK 85 Handicap - 1400m

30 May 2026 - 11:44AM

Track Rating: Soft 5, Weather: Fine, Rail Position: True Entire Circuit



Section	L1400	L1200	L1000	L800	L600	L400	L200
Section Times	1:24.98 (0:13.90)	1:11.08 [8] (0:11.41)	0:59.67 [9] (0:11.79)	0:47.88 [10] (0:11.53)	0:36.35 [10] (0:11.80)	0:24.55 [12] (0:11.74)	0:12.81 [13] (0:12.81)
Average Speed [km/h]	52.3	63.3	62.2	63.4	62.1	61.3	55.7
Top Speed [km/h]	63.4	64.2	63.2	65.3	62.6	62.3	59.2
Avg. Dist. to Rail [m]	3.4	3.7	4.0	3.3	3.4	6.3	7.9
Avg. Stride Freq. [Hz]	2.3	2.3	2.3	2.3	2.3	2.4	2.3
Avg. Stride Length [m]	6.8	7.6	7.6	7.6	7.5	7.3	7.0



- [ ] Ranking at each section and finish
- :-:- No data available at this section
- NA No data available

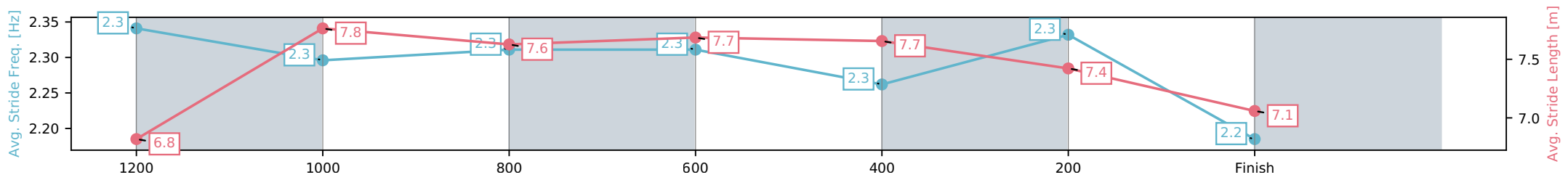
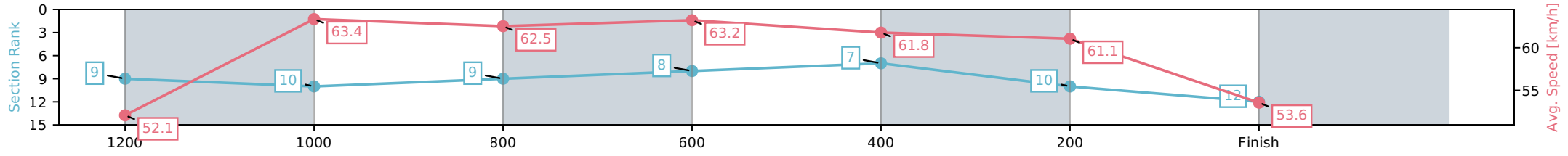
Horse/Jockey Name	Eye Of The Eagle/Fred Larson
Finish Rank	12
Fastest Section Time (Section)	0:11.38 (1200-1000)
Top Speed [km/h] (Section)	64.4 (1400 - 1200)
Race State	Finished



Eagle Farm QLD --Professional-2026-05-30  
 Race 1: DRINKWISE BENCHMARK 85 Handicap - 1400m  
 30 May 2026 - 11:44AM  
 Track Rating: Soft 5, Weather: Fine, Rail Position: True Entire Circuit



Section	L1400	L1200	L1000	L800	L600	L400	L200
Section Times	1:25.43 (0:13.96)	1:11.47 [9] (0:11.38)	1:00.09 [10] (0:11.64)	0:48.45 [9] (0:11.45)	0:37.00 [8] (0:11.67)	0:25.33 [7] (0:11.79)	0:13.54 [10] (0:13.54)
Average Speed [km/h]	52.1	63.4	62.5	63.2	61.8	61.1	53.6
Top Speed [km/h]	64.4	64.0	63.3	63.9	63.1	62.8	58.5
Avg. Dist. to Rail [m]	2.6	2.5	2.0	1.3	0.6	1.1	0.6
Avg. Stride Freq. [Hz]	2.3	2.3	2.3	2.3	2.3	2.3	2.2
Avg. Stride Length [m]	6.8	7.8	7.6	7.7	7.7	7.4	7.1



[ ] Ranking at each section and finish  
 -:-:- No data available at this section  
 NA No data available

Horse/Jockey Name	Swiss Exile/Tom Sherry
Finish Rank	13
Fastest Section Time (Section)	0:11.18 (1200-1000)
Top Speed [km/h] (Section)	65.9 (1200-1000)
Race State	Finished



Eagle Farm QLD --Professional-2026-05-30

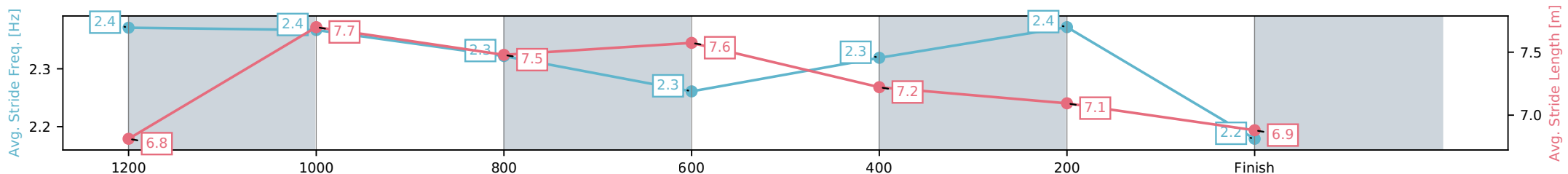
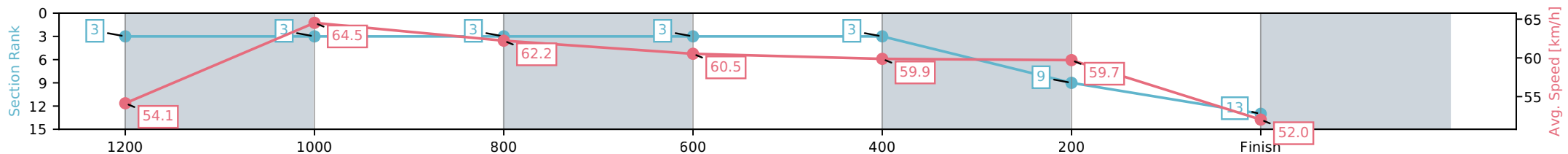
Race 1: DRINKWISE BENCHMARK 85 Handicap - 1400m

30 May 2026 - 11:44AM

Track Rating: Soft 5, Weather: Fine, Rail Position: True Entire Circuit



Section	L1400	L1200	L1000	L800	L600	L400	L200
Section Times	1:25.77 (0:13.39)	1:12.38 [3] (0:11.18)	1:01.20 [3] (0:11.64)	0:49.56 [3] (0:11.74)	0:37.82 [3] (0:11.88)	0:25.95 [3] (0:12.06)	0:13.89 [9] (0:13.89)
Average Speed [km/h]	54.1	64.5	62.2	60.5	59.9	59.7	52.0
Top Speed [km/h]	65.5	65.9	63.2	63.1	60.9	61.5	56.6
Avg. Dist. to Rail [m]	1.9	3.1	1.3	2.5	2.5	2.0	3.7
Avg. Stride Freq. [Hz]	2.4	2.4	2.3	2.3	2.3	2.4	2.2
Avg. Stride Length [m]	6.8	7.7	7.5	7.6	7.2	7.1	6.9



- [ ] Ranking at each section and finish
- :-:- No data available at this section
- NA No data available



# Eagle Farm QLD

Race 2: KILCOY GLOBAL FOODS BENCHMARK 85 Handicap - 1000m

30 May 2026 - 12:19PM

Track Rating: Soft 5, Weather: Fine, Rail Position: True Entire Circuit



BRISBANE  
RACING CLUB

Field Times (Race Tempo)      0:58.14    0:45.24    0:34.53    0:23.69    0:12.29  
 (0:12.90)    (0:10.71)    (0:10.84)    (0:11.40)    (0:12.29)

Rank	TAB#	Horse	Overall Time	First 400m	Top Speed km/h (Section)	L1000	L800	L600	L400	L200			
	(BAR#)	Jockey	Margin (DT-W)	Last 600m	Fastest Section (Time)	Start - 800	800 - 600	600 - 400	400 - 200	200 - Finish			
1	8	Silver Wedding	0:58.14	0:24.09	70.0 (1000 - 800)	0:58.14	0:44.72 [9]	0:34.05 [8]	0:23.18 [5]	0:12.24 [2]			
	(3)	Kerrin McEvoy		0:34.05	800-600 (0:10.67)	(0:13.42)	(0:10.67)	(0:10.87)	(0:10.94)	(0:12.24)			
2	2	Manolo Bling	0:58.57	0:24.02	69.7 (800-600)	0:58.57	0:45.25 [7]	0:34.55 [5]	0:23.56 [8]	0:12.32 [4]			
	(10)	Jace McMurray	2.5L (+4)	0:34.55	800-600 (0:10.70)	(0:13.32)	(0:10.70)	(0:10.99)	(0:11.24)	(0:12.32)			
3	4	Lyles	0:58.60	0:23.81	71.1 (800-600)	0:58.60	0:45.42 [3]	0:34.79 [4]	0:23.95 [2]	0:12.75 [1]			
	(6)	James McDonald	2.7L (+6)	0:34.79	800-600 (0:10.63)	(0:13.18)	(0:10.63)	(0:10.84)	(0:11.20)	(0:12.75)			
4	10	Bonfire Spark	0:58.74	0:24.38	68.9 (800-600)	0:58.74	0:45.43 [6]	0:34.36 [10]	0:23.32 [10]	0:12.25 [8]			
	(11)	Mark Du Plessis	3.5L (+8)	0:34.35	600-400 (0:11.04)	(0:13.31)	(0:11.07)	(0:11.04)	(0:11.06)	(0:12.25)			
5	1	Belegato	0:58.92	0:24.05	69.9 (1000 - 800)	0:58.92	0:45.59 [8]	0:34.87 [6]	0:23.92 [7]	0:12.44 [7]			
	(8)	Jag Guthmann-Chester	4.6L (+6)	0:34.87	800-600 (0:10.72)	(0:13.33)	(0:10.72)	(0:10.95)	(0:11.48)	(0:12.44)			
6	11	Super Daisy	0:58.94	0:23.78	71.7 (1000 - 800)	0:58.94	0:45.76 [4]	0:35.16 [3]	0:24.07 [4]	0:12.65 [5]			
	(5)	Cejay Graham	4.7L (+4)	0:35.16	800-600 (0:10.60)	(0:13.18)	(0:10.60)	(0:11.09)	(0:11.42)	(0:12.65)			
7	3	Bossed Up	0:58.95	0:24.07	69.4 (1000 - 800)	0:58.95	0:45.74 [5]	0:34.87 [7]	0:23.87 [9]	0:12.46 [9]			
	(4)	Mark Zahra	4.8L (+0)	0:34.87	800-600 (0:10.86)	(0:13.21)	(0:10.86)	(0:11.00)	(0:11.41)	(0:12.46)			
8	12	Swordplay	0:59.04	0:23.66	70.6 (1000 - 800)	0:59.04	0:46.14 [1]	0:35.38 [2]	0:24.59 [1]	0:13.12 [3]			
	(7)	Rachel King	5.2L (+8)	0:35.38	800-600 (0:10.76)	(0:12.90)	(0:10.76)	(0:10.80)	(0:11.46)	(0:13.12)			
9	7	Jack Be Lucky	0:59.24	0:24.67	68.2 (800-600)	0:59.24	0:45.48 [11]	0:34.57 [11]	0:23.57 [11]	0:12.27 [11]			
	(9)	Corey Sutherland	6.5L (+1)	0:34.57	800-600 (0:10.91)	(0:13.76)	(0:10.91)	(0:11.00)	(0:11.30)	(0:12.27)			
10	6	Petticoat	0:59.66	0:24.20	68.3 (1000 - 800)	0:59.66	0:46.19 [10]	0:35.46 [9]	0:24.69 [6]	0:13.14 [10]			
	(1)	Kyle Wilson-Taylor	8.9L (+6)	0:35.46	800-600 (0:10.73)	(0:13.47)	(0:10.73)	(0:10.77)	(0:11.55)	(0:13.14)			

Scratched: Arisphere (#9)

Report Created: Sat 30 May 2026

(Note: Races are conducted over an approximate distance as close as possible to the advertised distance, and recorded data may vary accordingly. Official times refer to race times only and do not include handicap times.)

[ ] Position in running at each section and finish    TAB# Saddle cloth number  
 -:-:- No data available at this section    BAR# Barrier/Gate Position  
 NA No data available    DNF Did not finish  
 DNT Did not track    DT-W Distance travelled compared to winner in metres

Fastest split  
 Fastest section

data processed by TRIPLES DATA



# Eagle Farm QLD

Race 2: KILCOY GLOBAL FOODS BENCHMARK 85 Handicap - 1000m

30 May 2026 - 12:19PM

Track Rating: Soft 5, Weather: Fine, Rail Position: True Entire Circuit



BRISBANE  
RACING CLUB

Field Times                      0:58.14    0:45.24    0:34.53    0:23.69    0:12.29  
(Race Tempo)                    (0:12.90)   (0:10.71)   (0:10.84)   (0:11.40)   (0:12.29)

Rank	TAB#	Horse	Overall Time	First 400m	Top Speed km/h (Section)	L1000	L800	L600	L400	L200			
	(BAR#)	Jockey	Margin (DT-W)	Last 600m	Fastest Section (Time)	Start - 800	800 - 600	600 - 400	400 - 200	200 - Finish			
11	5	Tiger Tie	0:59.88	0:23.62	70.5 (1000 - 800)	0:59.88	0:46.96 [2]	0:36.27 [1]	0:25.15 [3]	0:13.47 [6]			
	(2)	Tahlia Fenlon	10.2L (+1)	0:36.27	800-600 (0:10.70)	(0:12.92)	(0:10.70)	(0:11.12)	(0:11.68)	(0:13.47)			

Scratched: Arisphere (#9)

Report Created: Sat 30 May 2026

(Note: Races are conducted over an approximate distance as close as possible to the advertised distance, and recorded data may vary accordingly. Official times refer to race times only and do not include handicap times.)

[ ] Position in running at each section and finish    TAB# Saddle cloth number

-:-:- No data available at this section

NA No data available

DNT Did not track

BAR# Barrier/Gate Position

DNF Did not finish

DT-W Distance travelled compared to winner in metres

Fastest split

Fastest section

data processed by TRIPLES DATA

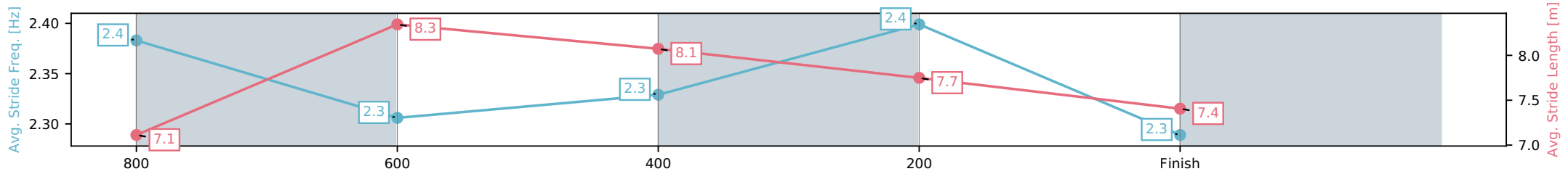
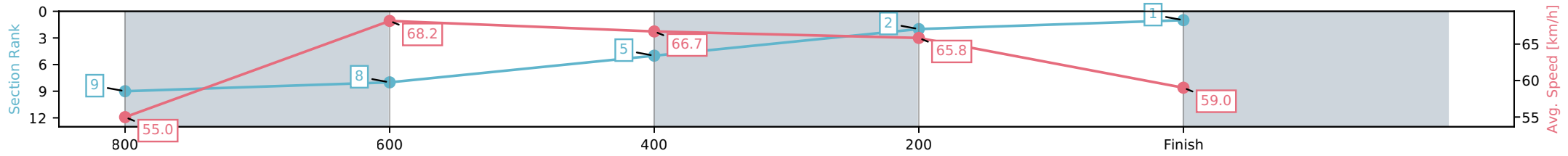
Horse/Jockey Name	Silver Wedding/Kerrin McEvoy
Finish Rank	1
Fastest Section Time (Section)	0:10.67 (800-600)
Top Speed [km/h] (Section)	70.0 (1000 - 800)
Race State	Finished



Eagle Farm QLD --Professional-2026-05-30  
 Race 2: KILCOY GLOBAL FOODS BENCHMARK 85 Handicap  
 - 1000m  
 30 May 2026 - 12:19PM  
 Track Rating: Soft 5, Weather: Fine, Rail Position: True Entire Circuit



Section	L1000	L800	L600	L400	L200
Section Times	0:58.14 (0:13.42)	0:44.72 [9] (0:10.67)	0:34.05 [8] (0:10.87)	0:23.18 [5] (0:10.94)	0:12.24 [2] (0:12.24)
Average Speed [km/h]	55.0	68.2	66.7	65.8	59.0
Top Speed [km/h]	70.0	70.0	67.2	66.9	63.7
Avg. Dist. to Rail [m]	4.6	2.2	1.9	7.8	7.2
Avg. Stride Freq. [Hz]	2.4	2.3	2.3	2.4	2.3
Avg. Stride Length [m]	7.1	8.3	8.1	7.7	7.4



[ ] Ranking at each section and finish  
 -.-.- No data available at this section  
 NA No data available

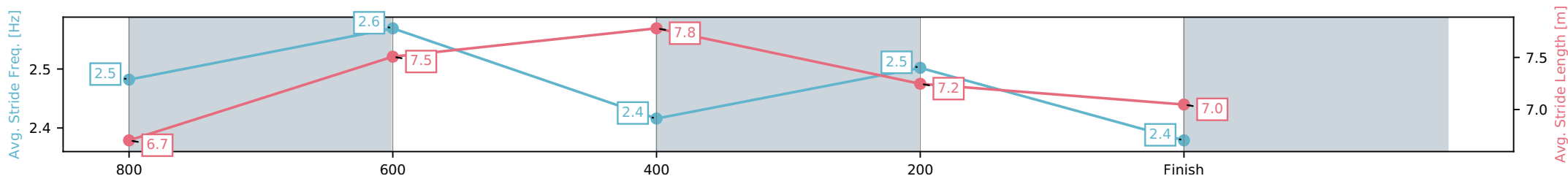
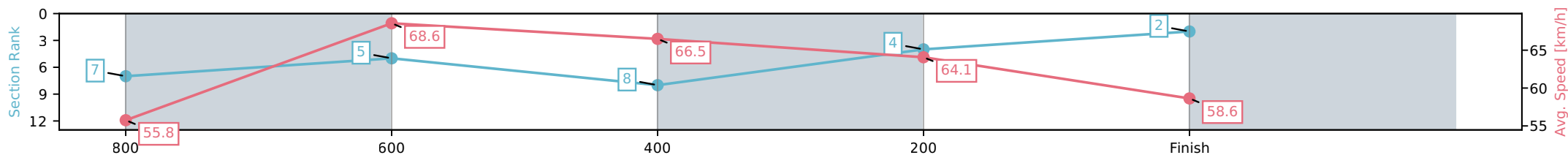
Horse/Jockey Name	Manolo Bling/Jace McMurray
Finish Rank	2
Fastest Section Time (Section)	0:10.70 (800-600)
Top Speed [km/h] (Section)	69.7 (800-600)
Race State	Finished



Eagle Farm QLD --Professional-2026-05-30  
 Race 2: KILCOY GLOBAL FOODS BENCHMARK 85 Handicap  
 - 1000m  
 30 May 2026 - 12:19PM  
 Track Rating: Soft 5, Weather: Fine, Rail Position: True Entire Circuit



Section	L1000	L800	L600	L400	L200
Section Times	0:58.57 (0:13.32)	0:45.25 [7] (0:10.70)	0:34.55 [5] (0:10.99)	0:23.56 [8] (0:11.24)	0:12.32 [4] (0:12.32)
Average Speed [km/h]	55.8	68.6	66.5	64.1	58.6
Top Speed [km/h]	69.3	69.7	67.1	65.9	61.4
Avg. Dist. to Rail [m]	10.5	3.9	3.1	6.8	6.3
Avg. Stride Freq. [Hz]	2.5	2.6	2.4	2.5	2.4
Avg. Stride Length [m]	6.7	7.5	7.8	7.2	7.0



[ ] Ranking at each section and finish  
 -.-.- No data available at this section  
 NA No data available

Horse/Jockey Name	Lyles/James McDonald
Finish Rank	3
Fastest Section Time (Section)	0:10.63 (800-600)
Top Speed [km/h] (Section)	71.1 (800-600)
Race State	Finished



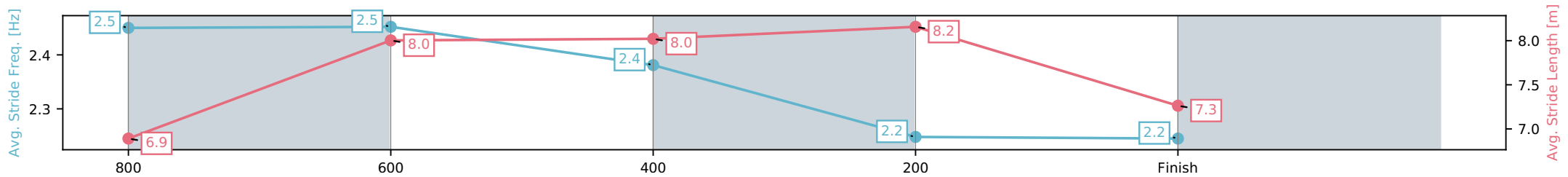
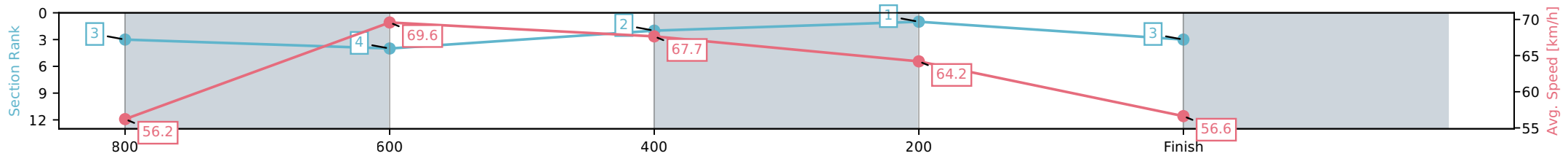
Eagle Farm QLD --Professional-2026-05-30  
 Race 2: KILCOY GLOBAL FOODS BENCHMARK 85 Handicap  
 - 1000m



30 May 2026 - 12:19PM

Track Rating: Soft 5, Weather: Fine, Rail Position: True Entire Circuit

Section	L1000	L800	L600	L400	L200
Section Times	0:58.60 (0:13.18)	0:45.42 [3] (0:10.63)	0:34.79 [4] (0:10.84)	0:23.95 [2] (0:11.20)	0:12.75 [1] (0:12.75)
Average Speed [km/h]	56.2	69.6	67.7	64.2	56.6
Top Speed [km/h]	70.9	71.1	69.8	66.5	61.5
Avg. Dist. to Rail [m]	8.5	5.7	3.7	6.1	4.9
Avg. Stride Freq. [Hz]	2.5	2.5	2.4	2.2	2.2
Avg. Stride Length [m]	6.9	8.0	8.0	8.2	7.3



- [ ] Ranking at each section and finish
- :-:- No data available at this section
- NA No data available

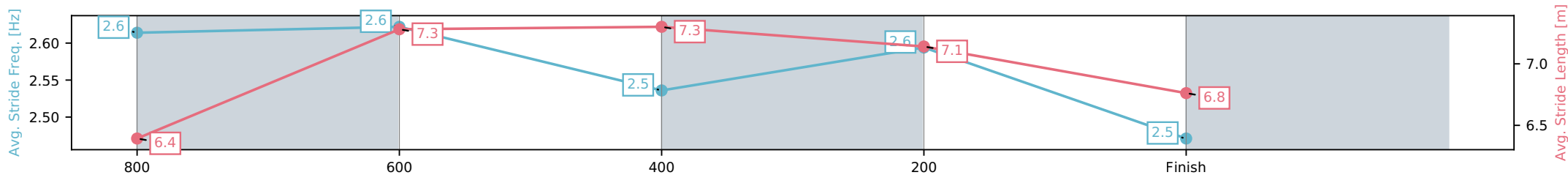
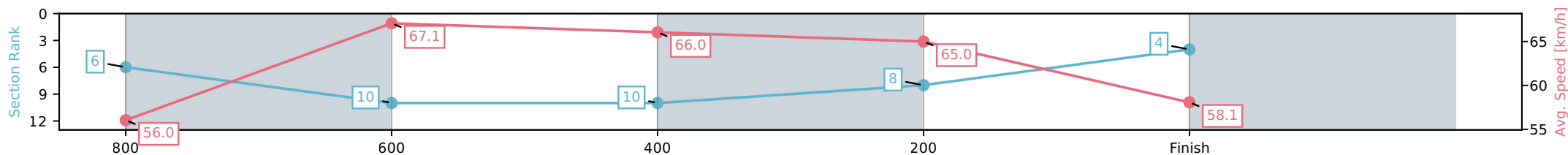
Horse/Jockey Name	Bonfire Spark/Mark Du Plessis
Finish Rank	4
Fastest Section Time (Section)	0:11.04 (600-400)
Top Speed [km/h] (Section)	68.9 (800-600)
Race State	Finished



Eagle Farm QLD --Professional-2026-05-30  
 Race 2: KILCOY GLOBAL FOODS BENCHMARK 85 Handicap - 1000m  
 30 May 2026 - 12:19PM  
 Track Rating: Soft 5, Weather: Fine, Rail Position: True Entire Circuit



Section	L1000	L800	L600	L400	L200
Section Times	0:58.74 (0:13.31)	0:45.43 [6] (0:11.07)	0:34.36 [10] (0:11.04)	0:23.32 [10] (0:11.06)	0:12.25 [8] (0:12.25)
Average Speed [km/h]	56.0	67.1	66.0	65.0	58.1
Top Speed [km/h]	68.6	68.9	66.9	66.7	61.8
Avg. Dist. to Rail [m]	12.1	6.5	2.3	7.9	8.7
Avg. Stride Freq. [Hz]	2.6	2.6	2.5	2.6	2.5
Avg. Stride Length [m]	6.4	7.3	7.3	7.1	6.8



[ ] Ranking at each section and finish  
 -:-:- No data available at this section  
 NA No data available

Horse/Jockey Name	Belegato/Jag Guthmann-Chester
Finish Rank	5
Fastest Section Time (Section)	0:10.72 (800-600)
Top Speed [km/h] (Section)	69.9 (1000 - 800)
Race State	Finished



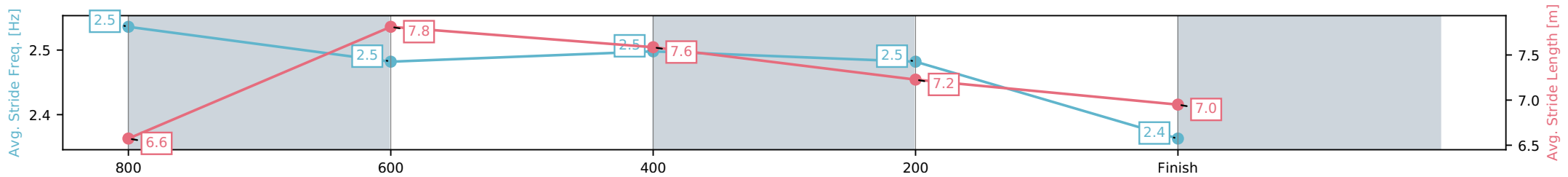
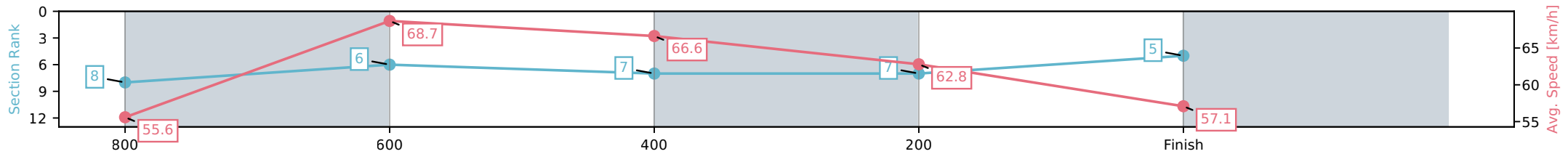
Eagle Farm QLD --Professional-2026-05-30  
 Race 2: KILCOY GLOBAL FOODS BENCHMARK 85 Handicap  
 - 1000m



30 May 2026 - 12:19PM

Track Rating: Soft 5, Weather: Fine, Rail Position: True Entire Circuit

Section	L1000	L800	L600	L400	L200
Section Times	0:58.92 (0:13.33)	0:45.59 [8] (0:10.72)	0:34.87 [6] (0:10.95)	0:23.92 [7] (0:11.48)	0:12.44 [7] (0:12.44)
Average Speed [km/h]	55.6	68.7	66.6	62.8	57.1
Top Speed [km/h]	69.9	69.9	67.7	66.2	60.6
Avg. Dist. to Rail [m]	9.1	4.9	2.5	5.8	6.5
Avg. Stride Freq. [Hz]	2.5	2.5	2.5	2.5	2.4
Avg. Stride Length [m]	6.6	7.8	7.6	7.2	7.0



- [ ] Ranking at each section and finish
- :-:- No data available at this section
- NA No data available

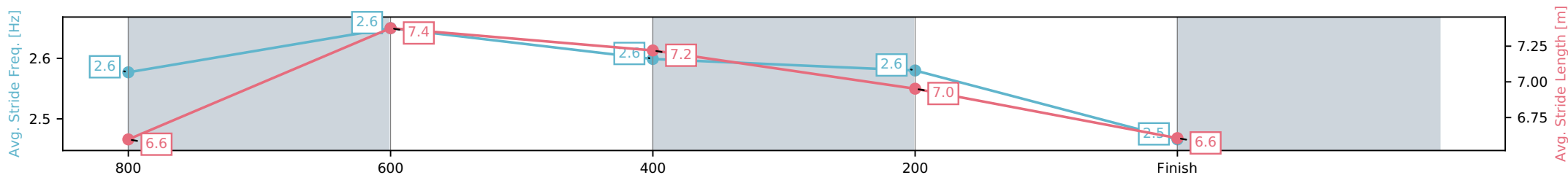
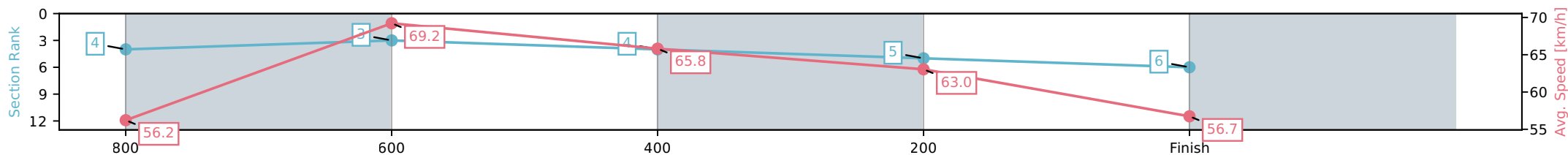
Horse/Jockey Name	Super Daisy/Cejay Graham
Finish Rank	6
Fastest Section Time (Section)	0:10.60 (800-600)
Top Speed [km/h] (Section)	71.7 (1000 - 800)
Race State	Finished



Eagle Farm QLD --Professional-2026-05-30  
 Race 2: KILCOY GLOBAL FOODS BENCHMARK 85 Handicap  
 - 1000m  
 30 May 2026 - 12:19PM  
 Track Rating: Soft 5, Weather: Fine, Rail Position: True Entire Circuit



Section	L1000	L800	L600	L400	L200
Section Times	0:58.94 (0:13.18)	0:45.76 [4] (0:10.60)	0:35.16 [3] (0:11.09)	0:24.07 [4] (0:11.42)	0:12.65 [5] (0:12.65)
Average Speed [km/h]	56.2	69.2	65.8	63.0	56.7
Top Speed [km/h]	71.7	70.5	68.0	64.7	60.9
Avg. Dist. to Rail [m]	7.1	4.2	2.6	4.4	4.2
Avg. Stride Freq. [Hz]	2.6	2.6	2.6	2.6	2.5
Avg. Stride Length [m]	6.6	7.4	7.2	7.0	6.6



[ ] Ranking at each section and finish  
 -:-:- No data available at this section  
 NA No data available

Horse/Jockey Name	Bossed Up/Mark Zahra
Finish Rank	7
Fastest Section Time (Section)	0:10.86 (800-600)
Top Speed [km/h] (Section)	69.4 (1000 - 800)
Race State	Finished



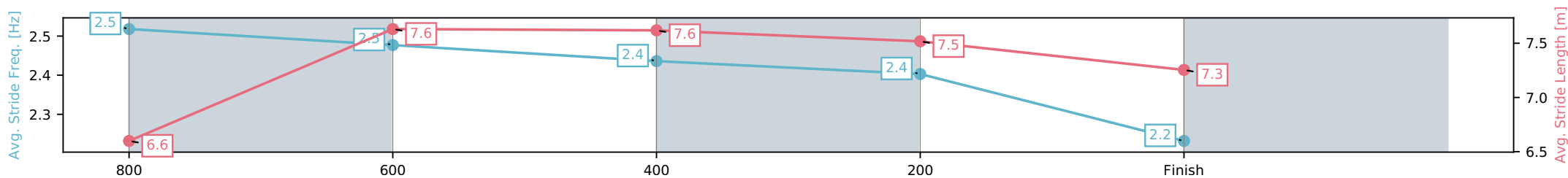
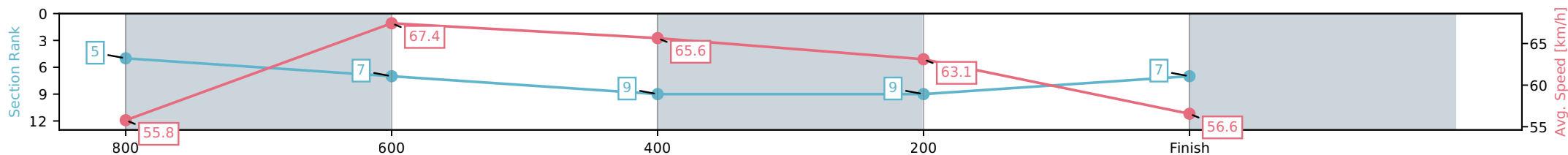
Eagle Farm QLD --Professional-2026-05-30  
 Race 2: KILCOY GLOBAL FOODS BENCHMARK 85 Handicap  
 - 1000m



30 May 2026 - 12:19PM

Track Rating: Soft 5, Weather: Fine, Rail Position: True Entire Circuit

Section	L1000	L800	L600	L400	L200
Section Times	0:58.95 (0:13.21)	0:45.74 [5] (0:10.86)	0:34.87 [7] (0:11.00)	0:23.87 [9] (0:11.41)	0:12.46 [9] (0:12.46)
Average Speed [km/h]	55.8	67.4	65.6	63.1	56.6
Top Speed [km/h]	69.4	69.1	67.2	65.6	60.2
Avg. Dist. to Rail [m]	5.3	3.3	0.8	4.4	4.5
Avg. Stride Freq. [Hz]	2.5	2.5	2.4	2.4	2.2
Avg. Stride Length [m]	6.6	7.6	7.6	7.5	7.3



- [ ] Ranking at each section and finish
- :-:- No data available at this section
- NA No data available

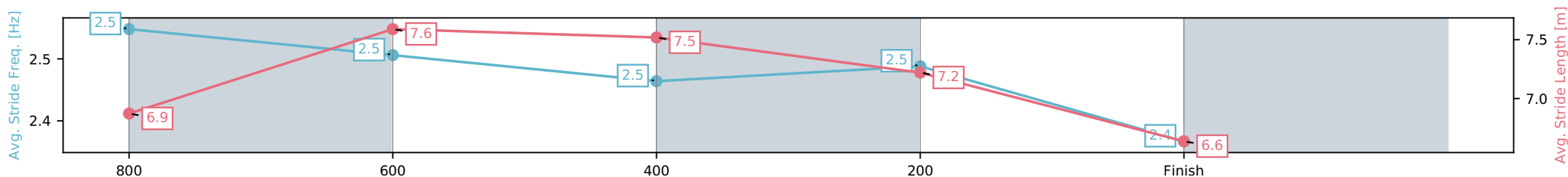
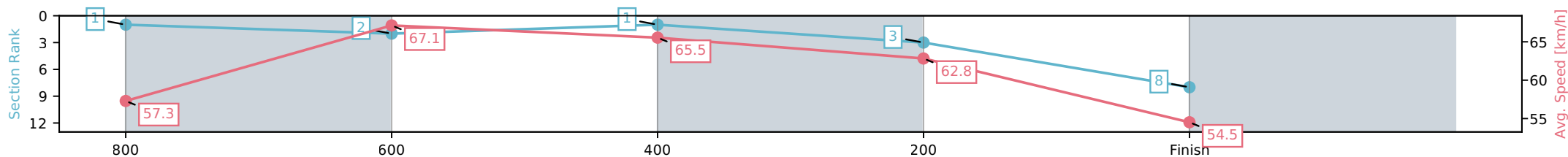
Horse/Jockey Name	Swordplay/Rachel King
Finish Rank	8
Fastest Section Time (Section)	0:10.76 (800-600)
Top Speed [km/h] (Section)	70.6 (1000 - 800)
Race State	Finished



Eagle Farm QLD --Professional-2026-05-30  
 Race 2: KILCOY GLOBAL FOODS BENCHMARK 85 Handicap  
 - 1000m  
 30 May 2026 - 12:19PM  
 Track Rating: Soft 5, Weather: Fine, Rail Position: True Entire Circuit



Section	L1000	L800	L600	L400	L200
Section Times	0:59.04 (0:12.90)	0:46.14 [1] (0:10.76)	0:35.38 [2] (0:10.80)	0:24.59 [1] (0:11.46)	0:13.12 [3] (0:13.12)
Average Speed [km/h]	57.3	67.1	65.5	62.8	54.5
Top Speed [km/h]	70.6	68.8	66.6	65.2	58.6
Avg. Dist. to Rail [m]	7.5	1.2	3.2	0.6	1.2
Avg. Stride Freq. [Hz]	2.5	2.5	2.5	2.5	2.4
Avg. Stride Length [m]	6.9	7.6	7.5	7.2	6.6



[ ] Ranking at each section and finish  
 -:-:- No data available at this section  
 NA No data available

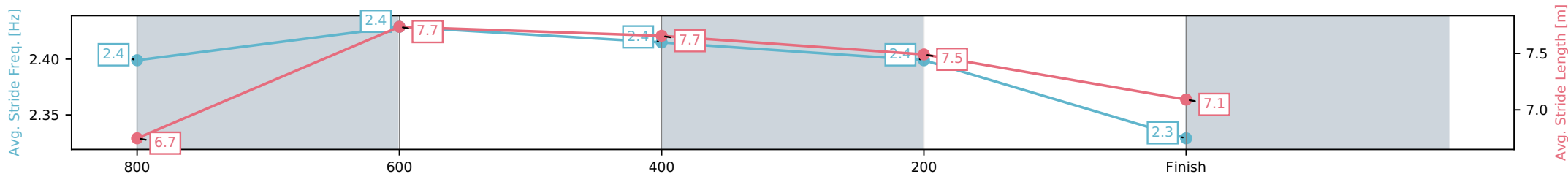
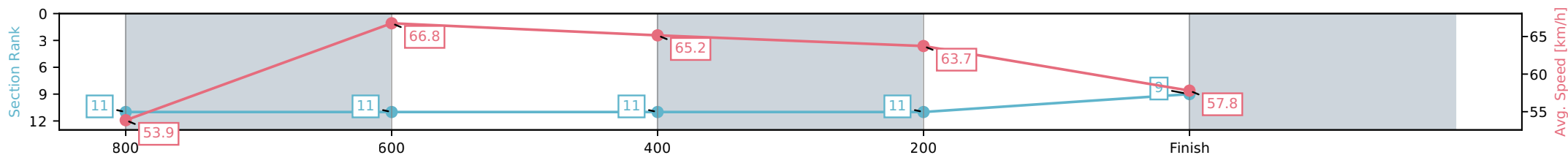
Horse/Jockey Name	Jack Be Lucky/Corey Sutherland
Finish Rank	9
Fastest Section Time (Section)	0:10.91 (800-600)
Top Speed [km/h] (Section)	68.2 (800-600)
Race State	Finished



Eagle Farm QLD --Professional-2026-05-30  
 Race 2: KILCOY GLOBAL FOODS BENCHMARK 85 Handicap  
 - 1000m  
 30 May 2026 - 12:19PM  
 Track Rating: Soft 5, Weather: Fine, Rail Position: True Entire Circuit



Section	L1000	L800	L600	L400	L200
Section Times	0:59.24 (0:13.76)	0:45.48 [11] (0:10.91)	0:34.57 [11] (0:11.00)	0:23.57 [11] (0:11.30)	0:12.27 [11] (0:12.27)
Average Speed [km/h]	53.9	66.8	65.2	63.7	57.8
Top Speed [km/h]	66.5	68.2	66.8	65.2	61.5
Avg. Dist. to Rail [m]	9.4	2.7	1.2	4.3	8.6
Avg. Stride Freq. [Hz]	2.4	2.4	2.4	2.4	2.3
Avg. Stride Length [m]	6.7	7.7	7.7	7.5	7.1



- [ ] Ranking at each section and finish
- :-:- No data available at this section
- NA No data available

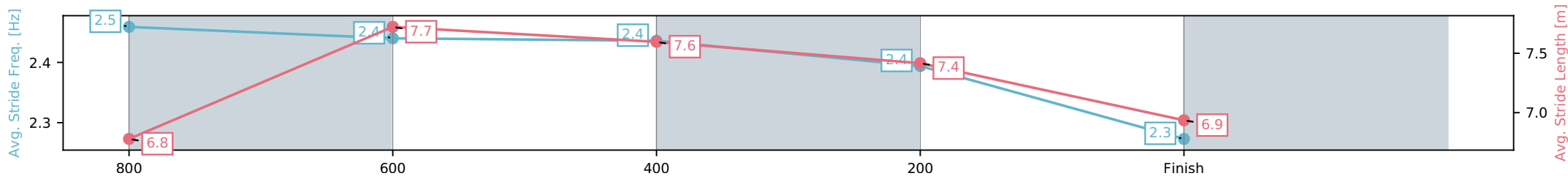
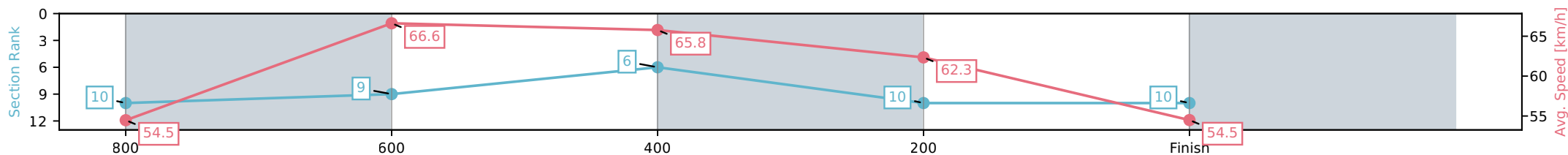
Horse/Jockey Name	Petticoat/Kyle Wilson-Taylor
Finish Rank	10
Fastest Section Time (Section)	0:10.73 (800-600)
Top Speed [km/h] (Section)	68.3 (1000 - 800)
Race State	Finished



Eagle Farm QLD --Professional-2026-05-30  
 Race 2: KILCOY GLOBAL FOODS BENCHMARK 85 Handicap  
 - 1000m  
 30 May 2026 - 12:19PM  
 Track Rating: Soft 5, Weather: Fine, Rail Position: True Entire Circuit



Section	L1000	L800	L600	L400	L200
Section Times	0:59.66 (0:13.47)	0:46.19 [10] (0:10.73)	0:35.46 [9] (0:10.77)	0:24.69 [6] (0:11.55)	0:13.14 [10] (0:13.14)
Average Speed [km/h]	54.5	66.6	65.8	62.3	54.5
Top Speed [km/h]	68.3	68.1	66.9	65.0	59.0
Avg. Dist. to Rail [m]	1.9	1.6	3.0	1.2	4.2
Avg. Stride Freq. [Hz]	2.5	2.4	2.4	2.4	2.3
Avg. Stride Length [m]	6.8	7.7	7.6	7.4	6.9



- [ ] Ranking at each section and finish
- :-:- No data available at this section
- NA No data available

Horse/Jockey Name	Tiger Tie/Tahlia Fenlon
Finish Rank	11
Fastest Section Time (Section)	0:10.70 (800-600)
Top Speed [km/h] (Section)	70.5 (1000 - 800)
Race State	Finished



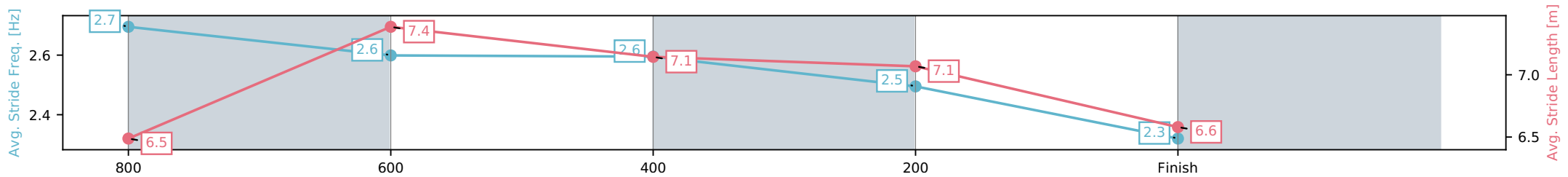
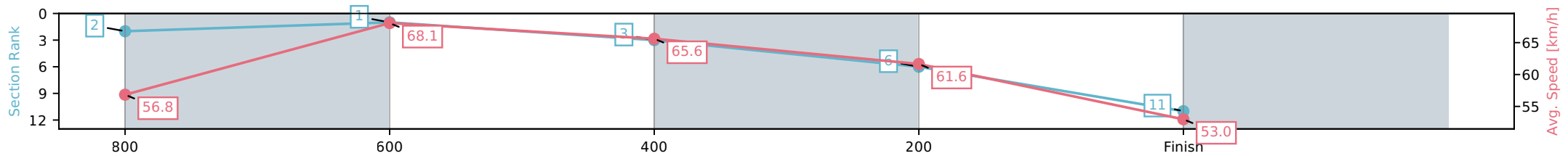
Eagle Farm QLD --Professional-2026-05-30  
 Race 2: KILCOY GLOBAL FOODS BENCHMARK 85 Handicap  
 - 1000m



30 May 2026 - 12:19PM

Track Rating: Soft 5, Weather: Fine, Rail Position: True Entire Circuit

Section	L1000	L800	L600	L400	L200
Section Times	0:59.88 (0:12.92)	0:46.96 [2] (0:10.70)	0:36.27 [1] (0:11.12)	0:25.15 [3] (0:11.68)	0:13.47 [6] (0:13.47)
Average Speed [km/h]	56.8	68.1	65.6	61.6	53.0
Top Speed [km/h]	70.5	69.2	67.7	65.0	57.7
Avg. Dist. to Rail [m]	3.2	2.0	2.6	2.3	2.9
Avg. Stride Freq. [Hz]	2.7	2.6	2.6	2.5	2.3
Avg. Stride Length [m]	6.5	7.4	7.1	7.1	6.6



- [ ] Ranking at each section and finish
- :-:- No data available at this section
- NA No data available



# Eagle Farm QLD

## Race 3: LIVING TURF PREMIER'S CUP - 2400m

30 May 2026 - 12:54PM



BRISBANE  
RACING CLUB

Track Rating: Soft 5, Weather: Fine, Rail Position: True Entire Circuit

Field Times (Race Tempo)                      2:30.94 (0:14.06)    2:16.88 (0:12.16)    2:04.72 (0:12.31)    1:52.41 (0:12.91)    1:39.50 (0:12.86)    1:26.64 (0:12.94)    1:13.70 (0:12.55)    1:01.15 (0:12.31)

Rank	TAB#	Horse	Overall Time	First 400m	Top Speed km/h (Section)	L2400	L2200	L2000	L1800	L1600	L1400	L1200	L1000
	(BAR#)	Jockey	Margin (DT-W)	Last 600m	Fastest Section (Time)	Start - 2200	2200 - 2000	2000 - 1800	1800 - 1600	1600 - 1400	1400 - 1200	1200 - 1000	1000 - 800
1	3	Alalcance	2:30.94	0:26.39	63.0 (800-600)	2:30.94	2:16.51 [5]	2:04.55 [4]	1:52.16 [3]	1:39.23 [4]	1:26.28 [4]	1:13.37 [4]	1:00.82 [4]
	(8)	Tim Clark		0:36.74	600-400 (0:11.74)	(0:14.43)	(0:11.96)	(0:12.39)	(0:12.93)	(0:12.96)	(0:12.90)	(0:12.56)	(0:12.25)
2	13	Bella Montagna	2:30.98	0:26.85	63.7 (600-400)	2:30.98	2:16.34 [7]	2:04.13 [7]	1:51.47 [7]	1:38.48 [7]	1:25.64 [7]	1:12.76 [7]	1:00.20 [7]
	(5)	Rachel King	0.2L (+6)	0:36.24	600-400 (0:11.63)	(0:14.64)	(0:12.21)	(0:12.66)	(0:13.00)	(0:12.83)	(0:12.88)	(0:12.57)	(0:12.25)
3	2	Royal Supremacy	2:31.94	0:26.32	62.0 (2200-2000)	2:31.94	2:17.52 [4]	2:05.63 [3]	1:53.37 [2]	1:40.50 [1]	1:27.56 [2]	1:14.66 [2]	1:02.08 [2]
	(9)	Mark Zahra	5.9L (-4)	0:37.83	600-400 (0:11.86)	(0:14.42)	(0:11.90)	(0:12.26)	(0:12.87)	(0:12.95)	(0:12.90)	(0:12.58)	(0:12.28)
4	12	So You Are	2:32.04	0:26.28	61.2 (800-600)	2:32.04	2:17.83 [2]	2:05.76 [2]	1:53.24 [4]	1:40.43 [3]	1:27.52 [3]	1:14.62 [3]	1:02.05 [3]
	(1)	Cejay Graham	6.5L (-10)	0:37.82	800-600 (0:11.92)	(0:14.21)	(0:12.07)	(0:12.52)	(0:12.81)	(0:12.92)	(0:12.90)	(0:12.57)	(0:12.31)
5	6	Athabasca	2:32.38	0:26.58	62.5 (800-600)	2:32.38	2:17.97 [3]	2:05.80 [5]	1:53.12 [6]	1:40.23 [6]	1:27.30 [6]	1:14.36 [6]	1:01.87 [6]
	(3)	Tommy Berry	8.4L (-2)	0:37.87	800-600 (0:11.81)	(0:14.41)	(0:12.17)	(0:12.68)	(0:12.89)	(0:12.93)	(0:12.94)	(0:12.49)	(0:12.20)
6	4	Etna Rosso	2:32.38	0:27.17	63.4 (600-400)	2:32.38	2:17.69 [8]	2:05.21 [8]	1:52.52 [8]	1:39.74 [9]	1:26.77 [8]	1:13.87 [8]	1:01.28 [8]
	(10)	Ben Melham	8.4L (+6)	0:37.42	800-600 (0:11.70)	(0:14.69)	(0:12.48)	(0:12.69)	(0:12.78)	(0:12.97)	(0:12.90)	(0:12.59)	(0:12.17)
7	5	Newlook	2:32.66	0:27.81	64.3 (800-600)	2:32.66	2:17.42 [13]	2:04.85 [13]	1:52.12 [13]	1:39.46 [12]	1:26.50 [12]	1:13.56 [13]	1:00.90 [13]
	(13)	Kerrin McEvoy	10.1L (-2)	0:37.20	800-600 (0:11.64)	(0:15.24)	(0:12.57)	(0:12.73)	(0:12.66)	(0:12.96)	(0:12.94)	(0:12.66)	(0:12.06)
8	8	Walsh Bay	2:32.68	0:27.56	64.4 (600-400)	2:32.68	2:17.74 [9]	2:05.13 [11]	1:52.42 [11]	1:39.73 [11]	1:26.77 [11]	1:13.86 [11]	1:01.27 [11]
	(7)	Jason Collett	10.2L (+0)	0:37.60	800-600 (0:11.63)	(0:14.94)	(0:12.62)	(0:12.70)	(0:12.69)	(0:12.96)	(0:12.91)	(0:12.59)	(0:12.04)
9	15	Wealdstone	2:32.69	0:27.30	63.8 (800-600)	2:32.69	2:17.73 [10]	2:05.39 [9]	1:52.75 [9]	1:40.08 [8]	1:27.04 [9]	1:14.01 [10]	1:01.29 [10]
	(6)	Tom Sherry	10.3L (+2)	0:37.76	800-600 (0:11.60)	(0:14.96)	(0:12.34)	(0:12.64)	(0:12.68)	(0:13.04)	(0:13.03)	(0:12.72)	(0:11.92)
10	7	Bozo	2:32.71	0:27.54	62.1 (800-600)	2:32.71	2:17.63 [11]	2:05.17 [10]	1:52.62 [10]	1:39.94 [10]	1:27.05 [10]	1:14.13 [9]	1:01.48 [9]
	(12)	Taylor Marshall	10.4L (+0)	0:37.41	800-600 (0:11.80)	(0:15.08)	(0:12.46)	(0:12.55)	(0:12.68)	(0:12.89)	(0:12.92)	(0:12.65)	(0:12.27)

Scratched: Middle Earth (#1), Thebudgiesmugla (#14)

Report Created: Sat 30 May 2026

(Note: Races are conducted over an approximate distance as close as possible to the advertised distance, and recorded data may vary accordingly. Official times refer to race times only and do not include handicap times.)

[ ] Position in running at each section and finish    TAB# Saddle cloth number  
 -:-:- No data available at this section                      BAR# Barrier/Gate Position  
 NA No data available    DNF Did not finish  
 DNT Did not track    DT-W Distance travelled compared to winner in metres

Fastest split  
 Fastest section

Page 1/18  
 data processed by TRIPLESDATA





**Eagle Farm QLD**  
**Race 3: LIVING TURF PREMIER'S CUP - 2400m**  
 30 May 2026 - 12:54PM



BRISBANE  
RACING CLUB

Track Rating: Soft 5, Weather: Fine, Rail Position: True Entire Circuit

Field Times                      0:48.84    0:36.84    0:25.00    0:12.91  
 (Race Tempo)                    (0:12.00)   (0:11.84)   (0:12.09)   (0:12.91)

Rank	TAB#	Horse	Overall Time	First 400m	Top Speed km/h (Section)	L800	L600	L400	L200				
	(BAR#)	Jockey	Margin (DT-W)	Last 600m	Fastest Section (Time)	800 - 600	600 - 400	400 - 200	200 - Finish				
1	3	Alalcance	2:30.94	0:26.39	63.0 (800-600)	0:48.57 [4]	0:36.74 [2]	0:25.00 [1]	0:12.91 [1]				
	(8)	Tim Clark		0:36.74	600-400 (0:11.74)	(0:11.82)	(0:11.74)	(0:12.09)	(0:12.91)				
2	13	Bella Montagna	2:30.98	0:26.85	63.7 (600-400)	0:47.94 [7]	0:36.24 [7]	0:24.61 [4]	0:12.74 [2]				
	(5)	Rachel King	0.2L (+6)	0:36.24	600-400 (0:11.63)	(0:11.70)	(0:11.63)	(0:11.87)	(0:12.74)				
3	2	Royal Supremacy	2:31.94	0:26.32	62.0 (2200-2000)	0:49.80 [2]	0:37.84 [1]	0:25.98 [2]	0:13.49 [3]				
	(9)	Mark Zahra	5.9L (-4)	0:37.83	600-400 (0:11.86)	(0:11.96)	(0:11.86)	(0:12.48)	(0:13.49)				
4	12	So You Are	2:32.04	0:26.28	61.2 (800-600)	0:49.74 [3]	0:37.82 [3]	0:25.86 [3]	0:13.43 [4]				
	(1)	Cejay Graham	6.5L (-10)	0:37.82	800-600 (0:11.92)	(0:11.92)	(0:11.96)	(0:12.43)	(0:13.43)				
5	6	Athabascan	2:32.38	0:26.58	62.5 (800-600)	0:49.68 [5]	0:37.86 [5]	0:26.00 [5]	0:13.72 [5]				
	(3)	Tommy Berry	8.4L (-2)	0:37.87	800-600 (0:11.81)	(0:11.81)	(0:11.87)	(0:12.28)	(0:13.72)				
6	4	Etna Rosso	2:32.38	0:27.17	63.4 (600-400)	0:49.11 [8]	0:37.41 [9]	0:25.62 [7]	0:13.41 [7]				
	(10)	Ben Melham	8.4L (+6)	0:37.42	800-600 (0:11.70)	(0:11.70)	(0:11.80)	(0:12.21)	(0:13.41)				
7	5	Newlook	2:32.66	0:27.81	64.3 (800-600)	0:48.84 [13]	0:37.20 [12]	0:25.37 [13]	0:13.22 [9]				
	(13)	Kerrin McEvoy	10.1L (-2)	0:37.20	800-600 (0:11.64)	(0:11.64)	(0:11.83)	(0:12.15)	(0:13.22)				
8	8	Walsh Bay	2:32.68	0:27.56	64.4 (600-400)	0:49.24 [10]	0:37.61 [10]	0:25.90 [8]	0:13.81 [6]				
	(7)	Jason Collett	10.2L (+0)	0:37.60	800-600 (0:11.63)	(0:11.63)	(0:11.71)	(0:12.08)	(0:13.81)				
9	15	Wealdstone	2:32.69	0:27.30	63.8 (800-600)	0:49.36 [9]	0:37.76 [8]	0:25.78 [10]	0:13.29 [8]				
	(6)	Tom Sherry	10.3L (+2)	0:37.76	800-600 (0:11.60)	(0:11.60)	(0:11.98)	(0:12.49)	(0:13.29)				
10	7	Bozo	2:32.71	0:27.54	62.1 (800-600)	0:49.21 [11]	0:37.41 [11]	0:25.55 [11]	0:13.24 [10]				
	(12)	Taylor Marshall	10.4L (+0)	0:37.41	800-600 (0:11.80)	(0:11.80)	(0:11.86)	(0:12.31)	(0:13.24)				

Scratched: Middle Earth (#1), Thebudgiesmugla (#14)

Report Created: Sat 30 May 2026

(Note: Races are conducted over an approximate distance as close as possible to the advertised distance, and recorded data may vary accordingly. Official times refer to race times only and do not include handicap times.)

[ ] Position in running at each section and finish    TAB# Saddle cloth number  
 -:-:- No data available at this section                    BAR# Barrier/Gate Position  
 NA No data available    DNF Did not finish  
 DNT Did not track    DT-W Distance travelled compared to winner in metres

Fastest split  
 Fastest section

data processed by **TRIPLES DATA**



Eagle Farm QLD  
 Race 3: LIVING TURF PREMIER'S CUP - 2400m  
 30 May 2026 - 12:54PM



BRISBANE  
 RACING CLUB

Track Rating: Soft 5, Weather: Fine, Rail Position: True Entire Circuit

Field Times (Race Tempo)                      0:48.84    0:36.84    0:25.00    0:12.91  
    (0:12.00)    (0:11.84)    (0:12.09)    (0:12.91)

Rank	TAB#	Horse	Overall Time	First 400m	Top Speed km/h (Section)	L800	L600	L400	L200				
	(BAR#)	Jockey	Margin (DT-W)	Last 600m	Fastest Section (Time)	800 - 600	600 - 400	400 - 200	200 - Finish				
11	9	Highland Bling	2:32.83	0:27.63	62.9 (800-600)	0:48.48 [14]	0:36.85 [14]	0:24.95 [14]	0:12.88 [14]				
	(11)	Ben Thompson	11.1L (-15)	0:36.85	800-600 (0:11.64)	(0:11.64)	(0:11.90)	(0:12.07)	(0:12.88)				
12	16	Punjabi Landing	2:33.78	0:26.73	62.1 (800-600)	0:51.05 [6]	0:39.12 [6]	0:26.98 [9]	0:14.24 [11]				
	(2)	Jamie Melham	16.7L (+4)	0:39.13	800-600 (0:11.93)	(0:11.93)	(0:12.14)	(0:12.75)	(0:14.24)				
13	11	Sun Worshipper	2:33.94	0:27.85	63.4 (600-400)	0:50.13 [12]	0:38.44 [13]	0:26.65 [12]	0:14.14 [13]				
	(14)	Mark Du Plessis	17.6L (+0)	0:38.43	800-600 (0:11.69)	(0:11.69)	(0:11.78)	(0:12.51)	(0:14.14)				
14	10	Sunset Park	2:34.93	0:26.22	61.2 (2400 - 2200)	0:52.83 [1]	0:40.66 [4]	0:28.24 [6]	0:15.16 [12]				
	(4)	Lachlan Neindorf	23.4L (-14)	0:40.66	2200-2000 (0:12.16)	(0:12.17)	(0:12.42)	(0:13.08)	(0:15.16)				

Scratched: Middle Earth (#1), Thebudgiesmugla (#14)

Report Created: Sat 30 May 2026

(Note: Races are conducted over an approximate distance as close as possible to the advertised distance, and recorded data may vary accordingly. Official times refer to race times only and do not include handicap times.)

[ ] Position in running at each section and finish    TAB# Saddle cloth number

-:-:- No data available at this section

NA No data available

DNT Did not track

BAR# Barrier/Gate Position

DNF Did not finish

DT-W Distance travelled compared to winner in metres

Fastest split

Fastest section

Horse/Jockey Name	Alalcanse/Tim Clark
Finish Rank	1
Fastest Section Time (Section)	0:11.74 (600-400)
Top Speed [km/h] (Section)	63.0 (800-600)
Race State	Finished



Eagle Farm QLD --Professional-2026-05-30

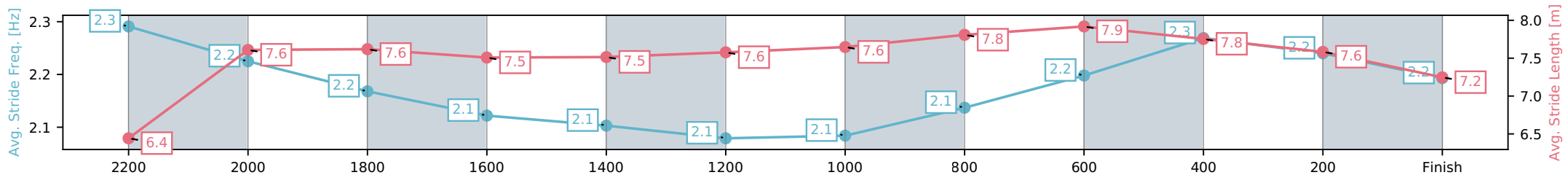
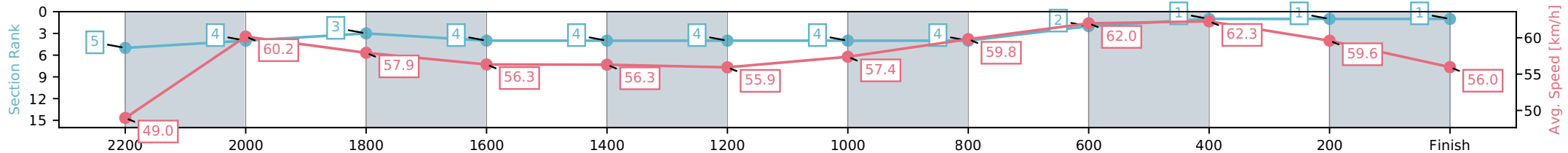
Race 3: LIVING TURF PREMIER'S CUP - 2400m

30 May 2026 - 12:54PM

Track Rating: Soft 5, Weather: Fine, Rail Position: True Entire Circuit



Section	L2400	L2200	L2000	L1800	L1600	L1400	L1200	L1000	L800	L600	L400	L200
Section Times	2:30.94 (0:14.43)	2:16.51 [5] (0:11.96)	2:04.55 [4] (0:12.39)	1:52.16 [3] (0:12.93)	1:39.23 [4] (0:12.96)	1:26.28 [4] (0:12.90)	1:13.37 [4] (0:12.56)	1:00.82 [4] (0:12.25)	0:48.57 [4] (0:11.82)	0:36.74 [2] (0:11.74)	0:25.00 [1] (0:12.09)	0:12.91 [1] (0:12.91)
Average Speed [km/h]	49.0	60.2	57.9	56.3	56.3	55.9	57.4	59.8	62.0	62.3	59.6	56.0
Top Speed [km/h]	61.1	62.0	59.6	57.4	56.8	56.8	58.7	61.0	63.0	62.8	62.1	57.6
Avg. Dist. to Rail [m]	4.4	0.7	0.8	2.0	3.4	3.1	3.6	3.5	3.6	3.3	6.0	4.3
Avg. Stride Freq. [Hz]	2.3	2.2	2.2	2.1	2.1	2.1	2.1	2.1	2.2	2.3	2.2	2.2
Avg. Stride Length [m]	6.4	7.6	7.6	7.5	7.5	7.6	7.6	7.8	7.9	7.8	7.6	7.2



- [ ] Ranking at each section and finish
- :-:- No data available at this section
- NA No data available

Horse/Jockey Name	Bella Montagna/Rachel King
Finish Rank	2
Fastest Section Time (Section)	0:11.63 (600-400)
Top Speed [km/h] (Section)	63.7 (600-400)
Race State	Finished



Eagle Farm QLD --Professional-2026-05-30

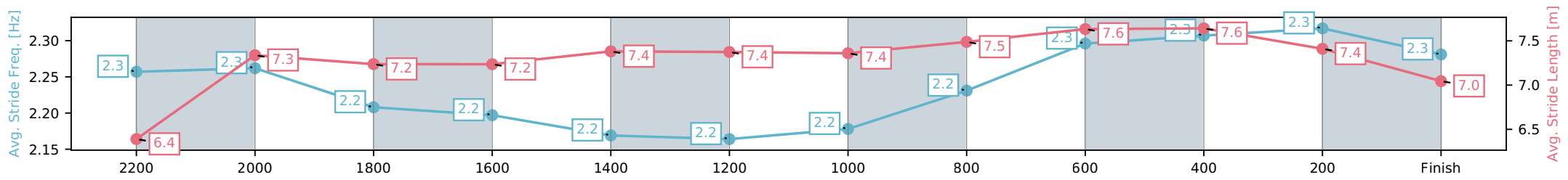
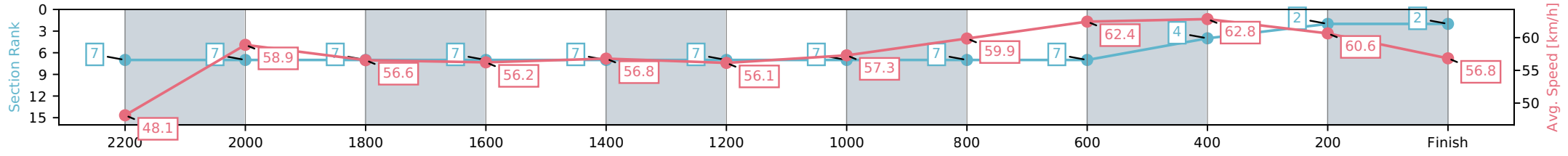
Race 3: LIVING TURF PREMIER'S CUP - 2400m

30 May 2026 - 12:54PM

Track Rating: Soft 5, Weather: Fine, Rail Position: True Entire Circuit



Section	L2400	L2200	L2000	L1800	L1600	L1400	L1200	L1000	L800	L600	L400	L200
Section Times	2:30.98 (0:14.64)	2:16.34 [7] (0:12.21)	2:04.13 [7] (0:12.66)	1:51.47 [7] (0:13.00)	1:38.48 [7] (0:12.83)	1:25.64 [7] (0:12.88)	1:12.76 [7] (0:12.57)	1:00.20 [7] (0:12.25)	0:47.94 [7] (0:11.70)	0:36.24 [7] (0:11.63)	0:24.61 [4] (0:11.87)	0:12.74 [2] (0:12.74)
Average Speed [km/h]	48.1	58.9	56.6	56.2	56.8	56.1	57.3	59.9	62.4	62.8	60.6	56.8
Top Speed [km/h]	59.2	61.0	57.0	57.2	57.3	56.9	59.2	62.2	63.1	63.7	62.8	58.5
Avg. Dist. to Rail [m]	2.5	2.3	1.7	2.9	3.1	3.3	4.2	3.5	3.0	3.3	5.2	4.9
Avg. Stride Freq. [Hz]	2.3	2.3	2.2	2.2	2.2	2.2	2.2	2.2	2.3	2.3	2.3	2.3
Avg. Stride Length [m]	6.4	7.3	7.2	7.2	7.4	7.4	7.4	7.4	7.5	7.6	7.4	7.0



[ ] Ranking at each section and finish  
 -:-:- No data available at this section  
 NA No data available

Horse/Jockey Name	Royal Supremacy/Mark Zahra
Finish Rank	3
Fastest Section Time (Section)	0:11.86 (600-400)
Top Speed [km/h] (Section)	62.0 (2200-2000)
Race State	Finished



Eagle Farm QLD --Professional-2026-05-30

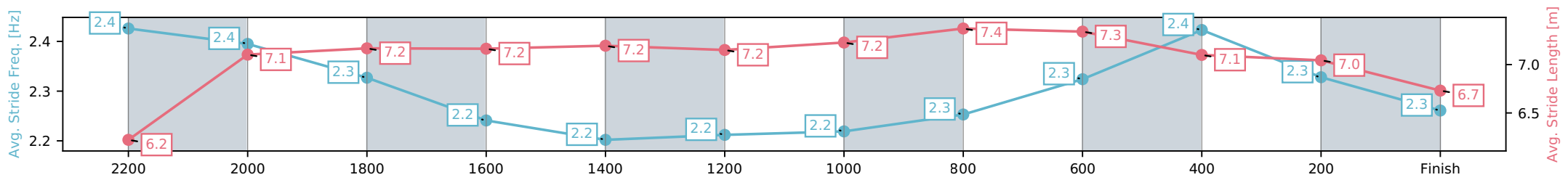
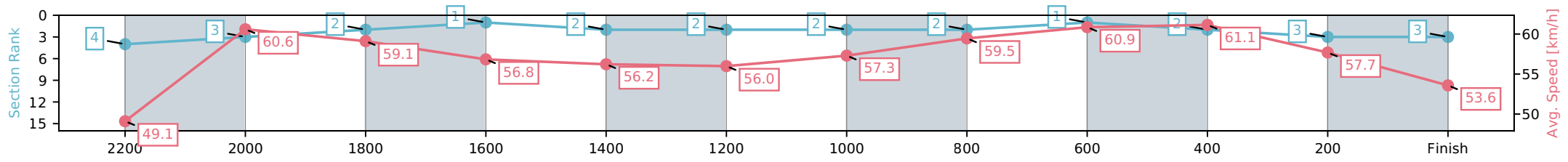
Race 3: LIVING TURF PREMIER'S CUP - 2400m

30 May 2026 - 12:54PM

Track Rating: Soft 5, Weather: Fine, Rail Position: True Entire Circuit



Section	L2400	L2200	L2000	L1800	L1600	L1400	L1200	L1000	L800	L600	L400	L200
Section Times	2:31.94 (0:14.42)	2:17.52 [4] (0:11.90)	2:05.63 [3] (0:12.26)	1:53.37 [2] (0:12.87)	1:40.50 [1] (0:12.95)	1:27.56 [2] (0:12.90)	1:14.66 [2] (0:12.58)	1:02.08 [2] (0:12.28)	0:49.80 [2] (0:11.96)	0:37.84 [1] (0:11.86)	0:25.98 [2] (0:12.48)	0:13.49 [3] (0:13.49)
Average Speed [km/h]	49.1	60.6	59.1	56.8	56.2	56.0	57.3	59.5	60.9	61.1	57.7	53.6
Top Speed [km/h]	60.5	62.0	60.8	57.5	57.1	57.4	58.1	60.4	61.9	62.0	60.1	55.9
Avg. Dist. to Rail [m]	4.0	0.9	1.3	2.9	2.9	2.7	3.3	2.7	2.3	1.5	3.1	2.9
Avg. Stride Freq. [Hz]	2.4	2.4	2.3	2.2	2.2	2.2	2.2	2.2	2.3	2.3	2.4	2.3
Avg. Stride Length [m]	6.2	7.1	7.2	7.2	7.2	7.2	7.2	7.4	7.3	7.1	7.0	6.7



[ ] Ranking at each section and finish  
 -:-:- No data available at this section  
 NA No data available

Horse/Jockey Name	So You Are/Cejay Graham
Finish Rank	4
Fastest Section Time (Section)	0:11.92 (800-600)
Top Speed [km/h] (Section)	61.2 (800-600)
Race State	Finished



Eagle Farm QLD --Professional-2026-05-30

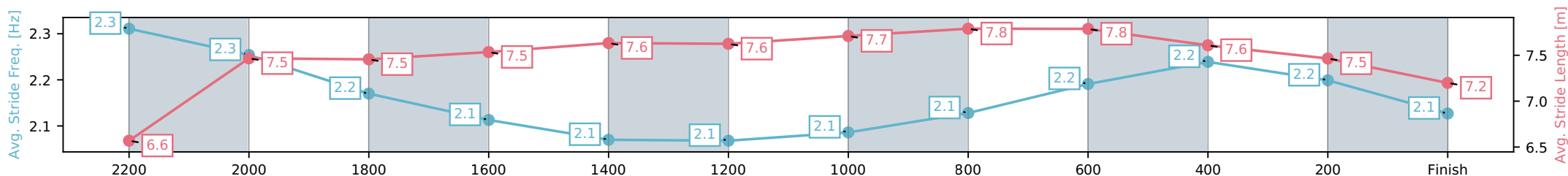
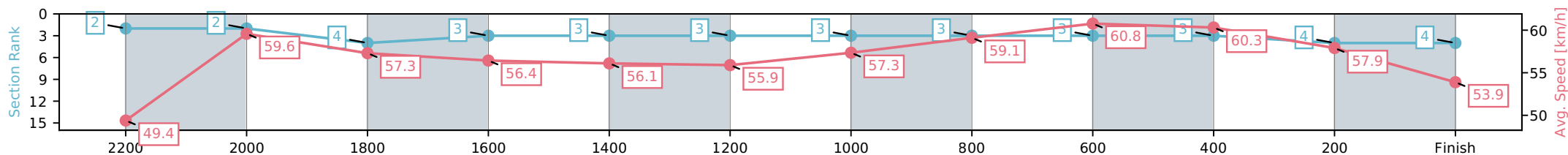
Race 3: LIVING TURF PREMIER'S CUP - 2400m

30 May 2026 - 12:54PM

Track Rating: Soft 5, Weather: Fine, Rail Position: True Entire Circuit



Section	L2400	L2200	L2000	L1800	L1600	L1400	L1200	L1000	L800	L600	L400	L200
Section Times	2:32.04 (0:14.21)	2:17.83 [2] (0:12.07)	2:05.76 [2] (0:12.52)	1:53.24 [4] (0:12.81)	1:40.43 [3] (0:12.92)	1:27.52 [3] (0:12.90)	1:14.62 [3] (0:12.57)	1:02.05 [3] (0:12.31)	0:49.74 [3] (0:11.92)	0:37.82 [3] (0:11.96)	0:25.86 [3] (0:12.43)	0:13.43 [4] (0:13.43)
Average Speed [km/h]	49.4	59.6	57.3	56.4	56.1	55.9	57.3	59.1	60.8	60.3	57.9	53.9
Top Speed [km/h]	59.8	60.6	57.8	57.5	56.6	57.4	58.1	60.5	61.2	60.9	59.5	56.0
Avg. Dist. to Rail [m]	1.3	1.1	1.0	0.8	1.9	1.8	2.4	2.1	1.3	0.7	2.6	2.2
Avg. Stride Freq. [Hz]	2.3	2.3	2.2	2.1	2.1	2.1	2.1	2.1	2.2	2.2	2.2	2.1
Avg. Stride Length [m]	6.6	7.5	7.5	7.5	7.6	7.6	7.7	7.8	7.8	7.6	7.5	7.2



- [ ] Ranking at each section and finish
- :-:- No data available at this section
- NA No data available

Horse/Jockey Name	Athabasca/Tommy Berry
Finish Rank	5
Fastest Section Time (Section)	0:11.81 (800-600)
Top Speed [km/h] (Section)	62.5 (800-600)
Race State	Finished



Eagle Farm QLD --Professional-2026-05-30

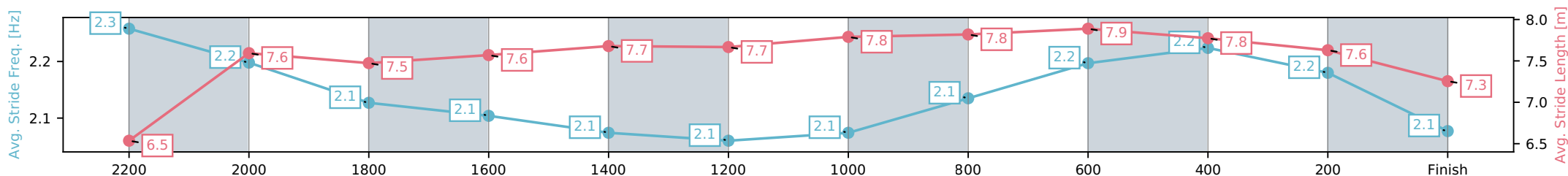
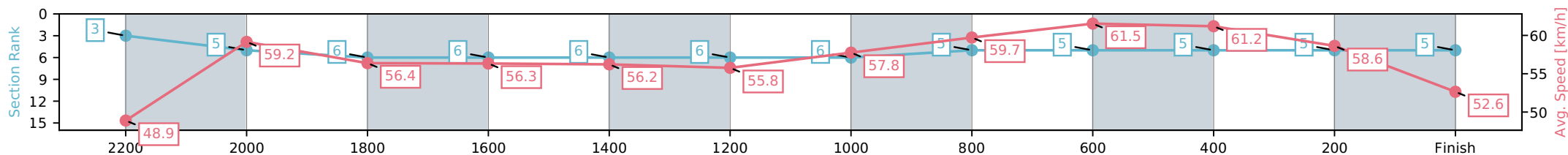
Race 3: LIVING TURF PREMIER'S CUP - 2400m

30 May 2026 - 12:54PM

Track Rating: Soft 5, Weather: Fine, Rail Position: True Entire Circuit



Section	L2400	L2200	L2000	L1800	L1600	L1400	L1200	L1000	L800	L600	L400	L200
Section Times	2:32.38 (0:14.41)	2:17.97 [3] (0:12.17)	2:05.80 [5] (0:12.68)	1:53.12 [6] (0:12.89)	1:40.23 [6] (0:12.93)	1:27.30 [6] (0:12.94)	1:14.36 [6] (0:12.49)	1:01.87 [6] (0:12.20)	0:49.68 [5] (0:11.81)	0:37.86 [5] (0:11.87)	0:26.00 [5] (0:12.28)	0:13.72 [5] (0:13.72)
Average Speed [km/h]	48.9	59.2	56.4	56.3	56.2	55.8	57.8	59.7	61.5	61.2	58.6	52.6
Top Speed [km/h]	59.3	60.4	57.0	57.0	57.1	57.0	58.6	61.9	62.5	62.3	60.9	56.1
Avg. Dist. to Rail [m]	1.2	1.0	1.3	1.5	2.6	2.7	3.4	2.5	2.0	1.9	4.6	5.1
Avg. Stride Freq. [Hz]	2.3	2.2	2.1	2.1	2.1	2.1	2.1	2.1	2.2	2.2	2.2	2.1
Avg. Stride Length [m]	6.5	7.6	7.5	7.6	7.7	7.7	7.8	7.8	7.9	7.8	7.6	7.3



- [ ] Ranking at each section and finish
- :-:- No data available at this section
- NA No data available

Horse/Jockey Name	Etna Rosso/Ben Melham
Finish Rank	6
Fastest Section Time (Section)	0:11.70 (800-600)
Top Speed [km/h] (Section)	63.4 (600-400)
Race State	Finished



Eagle Farm QLD --Professional-2026-05-30

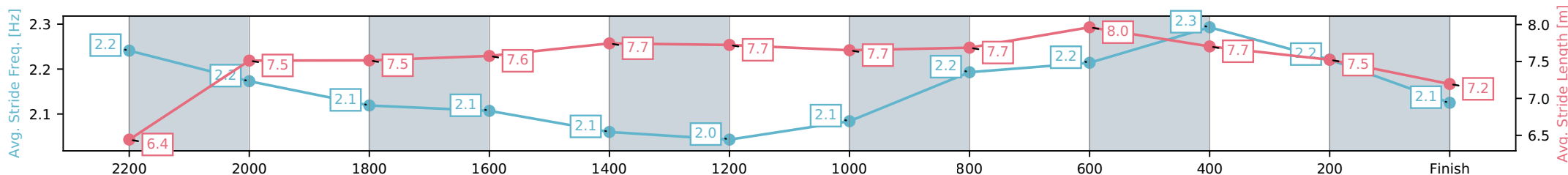
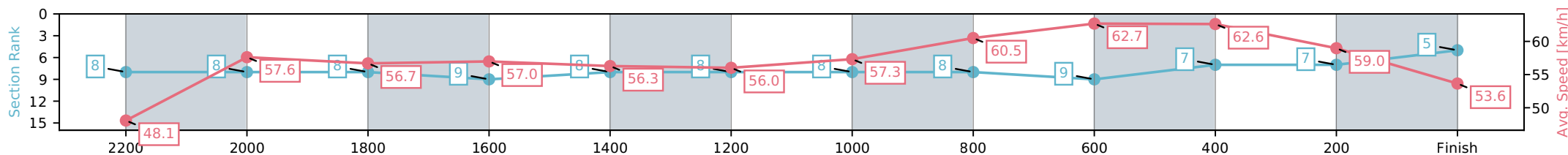
Race 3: LIVING TURF PREMIER'S CUP - 2400m

30 May 2026 - 12:54PM

Track Rating: Soft 5, Weather: Fine, Rail Position: True Entire Circuit



Section	L2400	L2200	L2000	L1800	L1600	L1400	L1200	L1000	L800	L600	L400	L200
Section Times	2:32.38 (0:14.69)	2:17.69 [8] (0:12.48)	2:05.21 [8] (0:12.69)	1:52.52 [8] (0:12.78)	1:39.74 [9] (0:12.97)	1:26.77 [8] (0:12.90)	1:13.87 [8] (0:12.59)	1:01.28 [8] (0:12.17)	0:49.11 [8] (0:11.70)	0:37.41 [9] (0:11.80)	0:25.62 [7] (0:12.21)	0:13.41 [7] (0:13.41)
Average Speed [km/h]	48.1	57.6	56.7	57.0	56.3	56.0	57.3	60.5	62.7	62.6	59.0	53.6
Top Speed [km/h]	59.0	60.1	57.5	57.4	56.8	56.8	60.8	63.3	63.2	63.4	60.4	57.1
Avg. Dist. to Rail [m]	5.4	0.4	1.0	2.2	4.0	3.9	4.5	4.4	4.1	5.2	6.4	4.3
Avg. Stride Freq. [Hz]	2.2	2.2	2.1	2.1	2.1	2.0	2.1	2.2	2.2	2.3	2.2	2.1
Avg. Stride Length [m]	6.4	7.5	7.5	7.6	7.7	7.7	7.7	7.7	8.0	7.7	7.5	7.2



- [ ] Ranking at each section and finish
- :-:- No data available at this section
- NA No data available

Horse/Jockey Name	Newlook/Kerrin McEvoy
Finish Rank	7
Fastest Section Time (Section)	0:11.64 (800-600)
Top Speed [km/h] (Section)	64.3 (800-600)
Race State	Finished



Eagle Farm QLD --Professional-2026-05-30

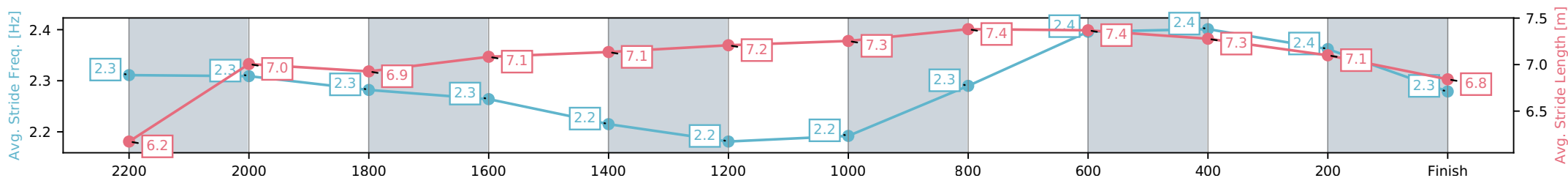
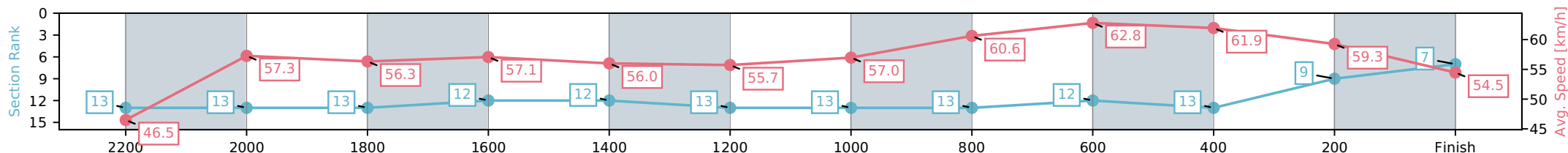
Race 3: LIVING TURF PREMIER'S CUP - 2400m

30 May 2026 - 12:54PM

Track Rating: Soft 5, Weather: Fine, Rail Position: True Entire Circuit



Section	L2400	L2200	L2000	L1800	L1600	L1400	L1200	L1000	L800	L600	L400	L200
Section Times	2:32.66 (0:15.24)	2:17.42 [13] (0:12.57)	2:04.85 [13] (0:12.73)	1:52.12 [13] (0:12.66)	1:39.46 [12] (0:12.96)	1:26.50 [12] (0:12.94)	1:13.56 [13] (0:12.66)	1:00.90 [13] (0:12.06)	0:48.84 [13] (0:11.64)	0:37.20 [12] (0:11.83)	0:25.37 [13] (0:12.15)	0:13.22 [9] (0:13.22)
Average Speed [km/h]	46.5	57.3	56.3	57.1	56.0	55.7	57.0	60.6	62.8	61.9	59.3	54.5
Top Speed [km/h]	56.9	59.5	57.1	57.8	57.0	56.6	59.9	61.4	64.3	62.9	61.2	57.3
Avg. Dist. to Rail [m]	7.6	0.2	0.6	0.6	2.1	2.4	3.0	2.9	3.1	3.6	7.6	8.8
Avg. Stride Freq. [Hz]	2.3	2.3	2.3	2.3	2.2	2.2	2.2	2.3	2.4	2.4	2.4	2.3
Avg. Stride Length [m]	6.2	7.0	6.9	7.1	7.1	7.2	7.3	7.4	7.4	7.3	7.1	6.8



- [ ] Ranking at each section and finish
- :-:- No data available at this section
- NA No data available

Horse/Jockey Name	Walsh Bay/Jason Collett
Finish Rank	8
Fastest Section Time (Section)	0:11.63 (800-600)
Top Speed [km/h] (Section)	64.4 (600-400)
Race State	Finished



Eagle Farm QLD --Professional-2026-05-30

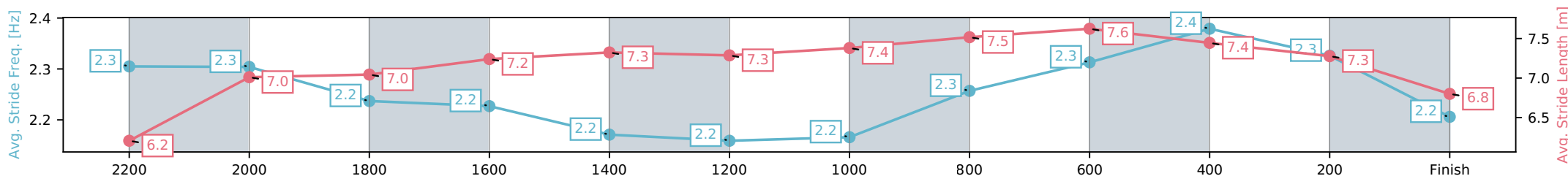
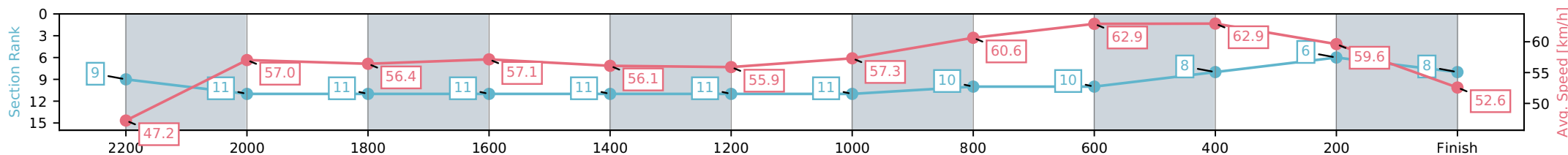
Race 3: LIVING TURF PREMIER'S CUP - 2400m

30 May 2026 - 12:54PM

Track Rating: Soft 5, Weather: Fine, Rail Position: True Entire Circuit



Section	L2400	L2200	L2000	L1800	L1600	L1400	L1200	L1000	L800	L600	L400	L200
Section Times	2:32.68 (0:14.94)	2:17.74 [9] (0:12.62)	2:05.13 [11] (0:12.70)	1:52.42 [11] (0:12.69)	1:39.73 [11] (0:12.96)	1:26.77 [11] (0:12.91)	1:13.86 [11] (0:12.59)	1:01.27 [11] (0:12.04)	0:49.24 [10] (0:11.63)	0:37.61 [10] (0:11.71)	0:25.90 [8] (0:12.08)	0:13.81 [6] (0:13.81)
Average Speed [km/h]	47.2	57.0	56.4	57.1	56.1	55.9	57.3	60.6	62.9	62.9	59.6	52.6
Top Speed [km/h]	58.1	59.0	57.1	57.8	57.0	56.8	60.2	63.4	63.6	64.4	61.8	56.8
Avg. Dist. to Rail [m]	3.0	0.1	0.9	1.3	2.7	2.8	3.3	2.9	3.3	5.0	9.0	8.4
Avg. Stride Freq. [Hz]	2.3	2.3	2.2	2.2	2.2	2.2	2.2	2.3	2.3	2.4	2.3	2.2
Avg. Stride Length [m]	6.2	7.0	7.0	7.2	7.3	7.3	7.4	7.5	7.6	7.4	7.3	6.8



- [ ] Ranking at each section and finish
- :-:- No data available at this section
- NA No data available

Horse/Jockey Name	Wealdstone/Tom Sherry
Finish Rank	9
Fastest Section Time (Section)	0:11.60 (800-600)
Top Speed [km/h] (Section)	63.8 (800-600)
Race State	Finished



Eagle Farm QLD --Professional-2026-05-30

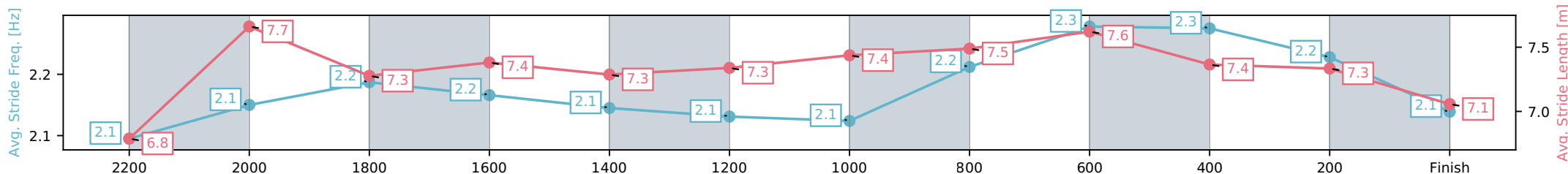
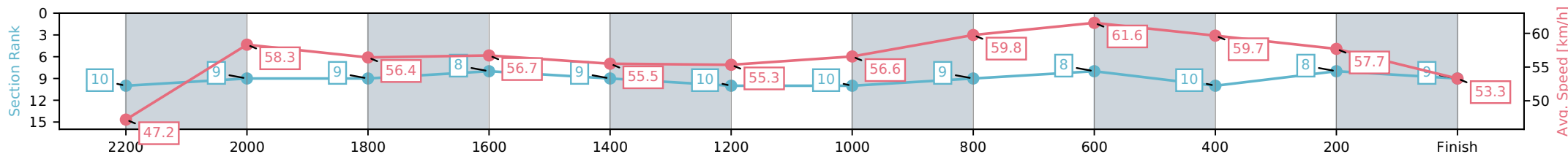
Race 3: LIVING TURF PREMIER'S CUP - 2400m

30 May 2026 - 12:54PM

Track Rating: Soft 5, Weather: Fine, Rail Position: True Entire Circuit



Section	L2400	L2200	L2000	L1800	L1600	L1400	L1200	L1000	L800	L600	L400	L200
Section Times	2:32.69 (0:14.96)	2:17.73 [10] (0:12.34)	2:05.39 [9] (0:12.64)	1:52.75 [9] (0:12.68)	1:40.08 [8] (0:13.04)	1:27.04 [9] (0:13.03)	1:14.01 [10] (0:12.72)	1:01.29 [10] (0:11.92)	0:49.36 [9] (0:11.60)	0:37.76 [8] (0:11.98)	0:25.78 [10] (0:12.49)	0:13.29 [8] (0:13.29)
Average Speed [km/h]	47.2	58.3	56.4	56.7	55.5	55.3	56.6	59.8	61.6	59.7	57.7	53.3
Top Speed [km/h]	58.3	59.8	56.8	57.4	56.7	55.8	58.0	63.2	63.8	60.6	59.9	55.3
Avg. Dist. to Rail [m]	2.6	1.4	1.7	0.5	1.4	0.5	0.3	1.9	1.8	1.5	1.4	3.2
Avg. Stride Freq. [Hz]	2.1	2.1	2.2	2.2	2.1	2.1	2.1	2.2	2.3	2.3	2.2	2.1
Avg. Stride Length [m]	6.8	7.7	7.3	7.4	7.3	7.3	7.4	7.5	7.6	7.4	7.3	7.1



- [ ] Ranking at each section and finish
- :-:- No data available at this section
- NA No data available

Horse/Jockey Name	Bozo/Taylor Marshall
Finish Rank	10
Fastest Section Time (Section)	0:11.80 (800-600)
Top Speed [km/h] (Section)	62.1 (800-600)
Race State	Finished



Eagle Farm QLD --Professional-2026-05-30

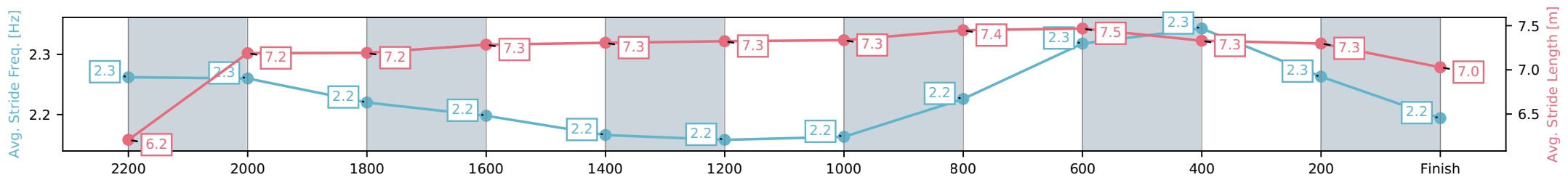
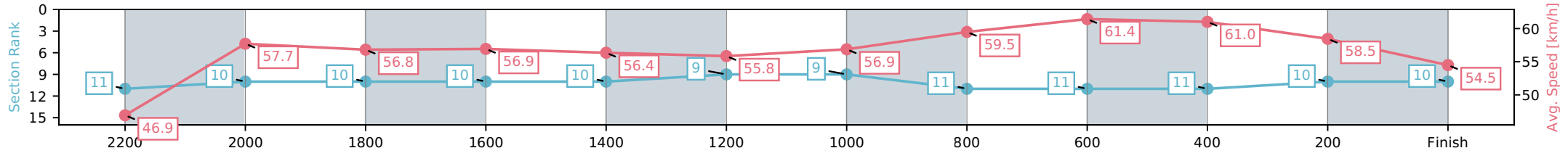
Race 3: LIVING TURF PREMIER'S CUP - 2400m

30 May 2026 - 12:54PM

Track Rating: Soft 5, Weather: Fine, Rail Position: True Entire Circuit



Section	L2400	L2200	L2000	L1800	L1600	L1400	L1200	L1000	L800	L600	L400	L200
Section Times	2:32.71 (0:15.08)	2:17.63 [11] (0:12.46)	2:05.17 [10] (0:12.55)	1:52.62 [10] (0:12.68)	1:39.94 [10] (0:12.89)	1:27.05 [10] (0:12.92)	1:14.13 [9] (0:12.65)	1:01.48 [9] (0:12.27)	0:49.21 [11] (0:11.80)	0:37.41 [11] (0:11.86)	0:25.55 [11] (0:12.31)	0:13.24 [10] (0:13.24)
Average Speed [km/h]	46.9	57.7	56.8	56.9	56.4	55.8	56.9	59.5	61.4	61.0	58.5	54.5
Top Speed [km/h]	57.4	60.1	57.4	57.5	57.0	56.7	59.4	61.8	62.1	61.6	61.2	57.1
Avg. Dist. to Rail [m]	6.7	1.2	1.8	0.7	2.3	2.2	3.0	2.3	1.9	0.9	4.4	6.3
Avg. Stride Freq. [Hz]	2.3	2.3	2.2	2.2	2.2	2.2	2.2	2.2	2.3	2.3	2.3	2.2
Avg. Stride Length [m]	6.2	7.2	7.2	7.3	7.3	7.3	7.3	7.4	7.5	7.3	7.3	7.0



[ ] Ranking at each section and finish  
 -:-:- No data available at this section  
 NA No data available

Horse/Jockey Name	Highland Bling/Ben Thompson
Finish Rank	11
Fastest Section Time (Section)	0:11.64 (800-600)
Top Speed [km/h] (Section)	62.9 (800-600)
Race State	Finished



Eagle Farm QLD --Professional-2026-05-30

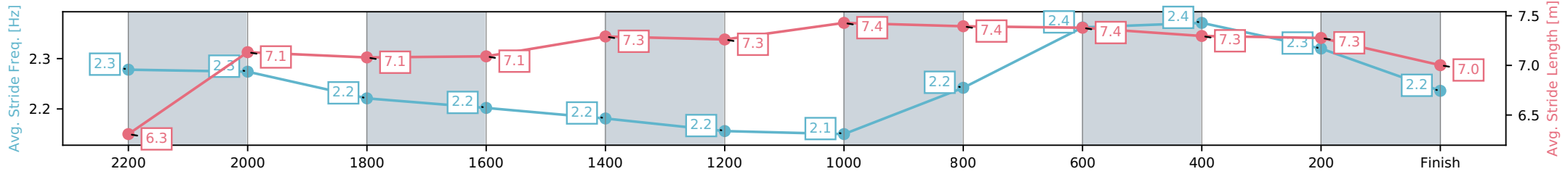
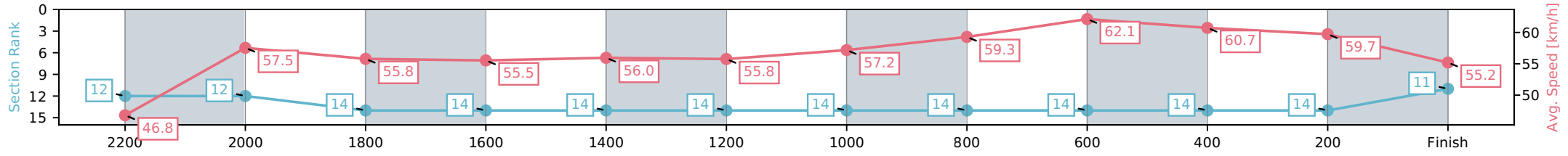
Race 3: LIVING TURF PREMIER'S CUP - 2400m

30 May 2026 - 12:54PM

Track Rating: Soft 5, Weather: Fine, Rail Position: True Entire Circuit



Section	L2400	L2200	L2000	L1800	L1600	L1400	L1200	L1000	L800	L600	L400	L200
Section Times	2:32.83 (0:15.11)	2:17.72 [12] (0:12.52)	2:05.20 [12] (0:12.96)	1:52.24 [14] (0:13.20)	1:39.05 [14] (0:12.90)	1:26.14 [14] (0:12.92)	1:13.23 [14] (0:12.59)	1:00.64 [14] (0:12.15)	0:48.48 [14] (0:11.64)	0:36.85 [14] (0:11.90)	0:24.95 [14] (0:12.07)	0:12.88 [14] (0:12.88)
Average Speed [km/h]	46.8	57.5	55.8	55.5	56.0	55.8	57.2	59.3	62.1	60.7	59.7	55.2
Top Speed [km/h]	55.9	59.9	57.6	56.1	57.3	56.6	58.8	60.9	62.9	62.7	61.6	57.6
Avg. Dist. to Rail [m]	6.6	0.6	1.1	2.9	0.5	0.6	1.0	0.5	1.8	1.3	1.4	2.2
Avg. Stride Freq. [Hz]	2.3	2.3	2.2	2.2	2.2	2.2	2.1	2.2	2.4	2.4	2.3	2.2
Avg. Stride Length [m]	6.3	7.1	7.1	7.1	7.3	7.3	7.4	7.4	7.4	7.3	7.3	7.0



[ ] Ranking at each section and finish  
 -:-:- No data available at this section  
 NA No data available

Horse/Jockey Name	Punjabi Landing/Jamie Melham
Finish Rank	12
Fastest Section Time (Section)	0:11.93 (800-600)
Top Speed [km/h] (Section)	62.1 (800-600)
Race State	Finished



Eagle Farm QLD --Professional-2026-05-30

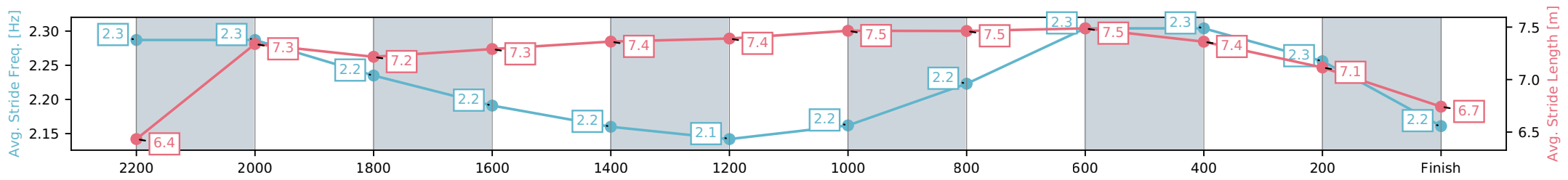
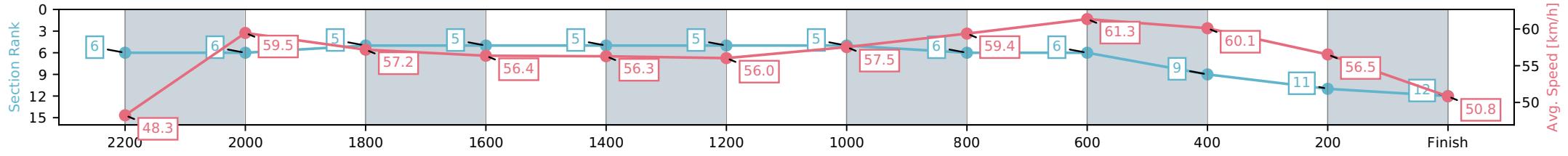
Race 3: LIVING TURF PREMIER'S CUP - 2400m

30 May 2026 - 12:54PM

Track Rating: Soft 5, Weather: Fine, Rail Position: True Entire Circuit



Section	L2400	L2200	L2000	L1800	L1600	L1400	L1200	L1000	L800	L600	L400	L200
Section Times	2:33.78 (0:14.61)	2:19.17 [6] (0:12.12)	2:07.05 [6] (0:12.51)	1:54.54 [5] (0:12.86)	1:41.68 [5] (0:12.91)	1:28.77 [5] (0:12.88)	1:15.88 [5] (0:12.52)	1:03.36 [5] (0:12.31)	0:51.05 [6] (0:11.93)	0:39.12 [6] (0:12.14)	0:26.98 [9] (0:12.75)	0:14.24 [11] (0:14.24)
Average Speed [km/h]	48.3	59.5	57.2	56.4	56.3	56.0	57.5	59.4	61.3	60.1	56.5	50.8
Top Speed [km/h]	60.2	60.1	57.7	57.7	57.0	57.0	58.7	61.6	62.1	61.6	59.3	54.1
Avg. Dist. to Rail [m]	1.9	1.6	1.0	1.3	2.4	2.2	3.0	3.0	3.4	2.8	3.5	2.9
Avg. Stride Freq. [Hz]	2.3	2.3	2.2	2.2	2.2	2.1	2.2	2.2	2.3	2.3	2.3	2.2
Avg. Stride Length [m]	6.4	7.3	7.2	7.3	7.4	7.4	7.5	7.5	7.5	7.4	7.1	6.7



[ ] Ranking at each section and finish  
 -.-.- No data available at this section  
 NA No data available

Horse/Jockey Name	Sun Worshipper/Mark Du Plessis
Finish Rank	13
Fastest Section Time (Section)	0:11.69 (800-600)
Top Speed [km/h] (Section)	63.4 (600-400)
Race State	Finished



Eagle Farm QLD --Professional-2026-05-30

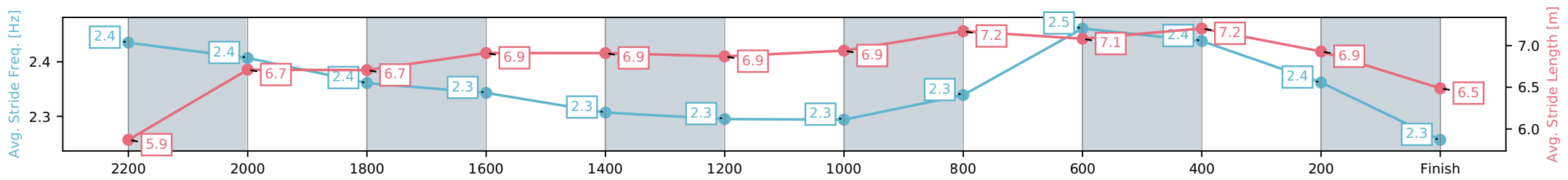
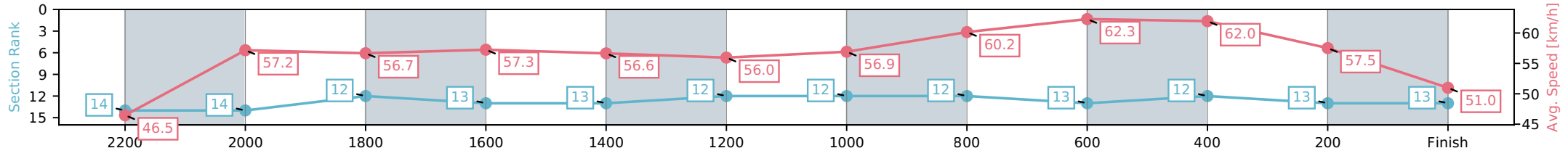
Race 3: LIVING TURF PREMIER'S CUP - 2400m

30 May 2026 - 12:54PM

Track Rating: Soft 5, Weather: Fine, Rail Position: True Entire Circuit



Section	L2400	L2200	L2000	L1800	L1600	L1400	L1200	L1000	L800	L600	L400	L200
Section Times	2:33.94 (0:15.25)	2:18.69 [14] (0:12.60)	2:06.09 [14] (0:12.69)	1:53.40 [12] (0:12.77)	1:40.63 [13] (0:12.86)	1:27.77 [13] (0:12.91)	1:14.86 [12] (0:12.66)	1:02.20 [12] (0:12.07)	0:50.13 [12] (0:11.69)	0:38.44 [13] (0:11.78)	0:26.65 [12] (0:12.51)	0:14.14 [13] (0:14.14)
Average Speed [km/h]	46.5	57.2	56.7	57.3	56.6	56.0	56.9	60.2	62.3	62.0	57.5	51.0
Top Speed [km/h]	59.2	59.9	57.9	58.1	57.2	56.7	60.1	62.1	63.4	63.4	60.6	53.8
Avg. Dist. to Rail [m]	8.1	0.6	1.1	2.7	3.4	2.6	2.7	1.8	2.3	2.8	6.2	6.4
Avg. Stride Freq. [Hz]	2.4	2.4	2.4	2.3	2.3	2.3	2.3	2.3	2.5	2.4	2.4	2.3
Avg. Stride Length [m]	5.9	6.7	6.7	6.9	6.9	6.9	6.9	7.2	7.1	7.2	6.9	6.5



[ ] Ranking at each section and finish  
 -:-:- No data available at this section  
 NA No data available

Horse/Jockey Name	Sunset Park/Lachlan Neindorf
Finish Rank	14
Fastest Section Time (Section)	0:12.16 (2200-2000)
Top Speed [km/h] (Section)	61.2 (2400 - 2200)
Race State	Finished



Eagle Farm QLD --Professional-2026-05-30

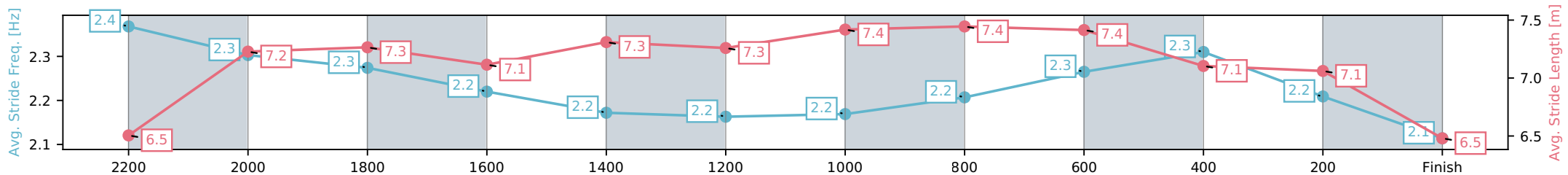
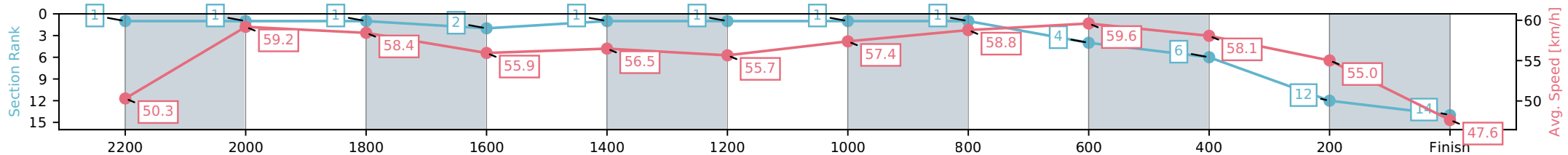
Race 3: LIVING TURF PREMIER'S CUP - 2400m

30 May 2026 - 12:54PM

Track Rating: Soft 5, Weather: Fine, Rail Position: True Entire Circuit



Section	L2400	L2200	L2000	L1800	L1600	L1400	L1200	L1000	L800	L600	L400	L200
Section Times	2:34.93 (0:14.06)	2:20.87 [1] (0:12.16)	2:08.71 [1] (0:12.31)	1:56.40 [1] (0:13.02)	1:43.38 [2] (0:12.75)	1:30.63 [1] (0:12.94)	1:17.69 [1] (0:12.55)	1:05.14 [1] (0:12.31)	0:52.83 [1] (0:12.17)	0:40.66 [4] (0:12.42)	0:28.24 [6] (0:13.08)	0:15.16 [12] (0:15.16)
Average Speed [km/h]	50.3	59.2	58.4	55.9	56.5	55.7	57.4	58.8	59.6	58.1	55.0	47.6
Top Speed [km/h]	61.2	60.6	60.2	56.9	57.1	57.0	58.0	59.8	61.0	60.2	57.1	52.4
Avg. Dist. to Rail [m]	1.9	0.6	1.5	2.1	0.2	0.5	1.1	0.8	1.8	0.6	1.2	1.7
Avg. Stride Freq. [Hz]	2.4	2.3	2.3	2.2	2.2	2.2	2.2	2.2	2.3	2.3	2.2	2.1
Avg. Stride Length [m]	6.5	7.2	7.3	7.1	7.3	7.3	7.4	7.4	7.4	7.1	7.1	6.5



- [ ] Ranking at each section and finish
- :-:- No data available at this section
- NA No data available



# Eagle Farm QLD

## Race 4: THE STRAIGHT SIRES' PRODUCE - 1400m

30 May 2026 - 1:30PM



BRISBANE  
RACING CLUB

Track Rating: Soft 5, Weather: Fine, Rail Position: True Entire Circuit

Field Times  
(Race Tempo)

1:25.03	1:11.59	1:00.44	0:48.65	0:36.20	0:24.13	0:12.59
(0:13.44)	(0:11.16)	(0:11.79)	(0:12.45)	(0:12.07)	(0:11.54)	(0:12.59)

Rank	TAB#	Horse	Overall Time	First 400m	Top Speed km/h (Section)	L1400	L1200	L1000	L800	L600	L400	L200
	(BAR#)	Jockey	Margin (DT-W)	Last 600m	Fastest Section (Time)	Start - 1200	1200 - 1000	1000 - 800	800 - 600	600 - 400	400 - 200	200 - Finish
1	12	Berzelius	1:25.03	0:25.20	64.9 (1200-1000)	1:25.03	1:11.05 [11]	0:59.82 [8]	0:47.95 [9]	0:35.60 [8]	0:23.80 [9]	0:12.41 [3]
	(9)	Tommy Berry		0:35.60	1200-1000 (0:11.22)	(0:13.98)	(0:11.22)	(0:11.87)	(0:12.35)	(0:11.80)	(0:11.39)	(0:12.41)
2	1	Vantorix	1:25.09	0:24.91	65.1 (1200-1000)	1:25.09	1:11.34 [5]	1:00.18 [4]	0:48.31 [5]	0:36.02 [3]	0:24.19 [1]	0:12.65 [1]
	(7)	Jason Collett	0.3L (-4)	0:36.03	1200-1000 (0:11.16)	(0:13.75)	(0:11.16)	(0:11.86)	(0:12.29)	(0:11.84)	(0:11.54)	(0:12.65)
3	4	Martist	1:25.29	0:25.23	65.0 (1200-1000)	1:25.29	1:11.39 [7]	1:00.06 [10]	0:48.22 [8]	0:35.81 [9]	0:24.08 [8]	0:12.50 [5]
	(4)	Mark Zahra	1.5L (-5)	0:35.81	1200-1000 (0:11.33)	(0:13.90)	(0:11.33)	(0:11.84)	(0:12.40)	(0:11.73)	(0:11.58)	(0:12.50)
4	7	Kickup Rocky	1:25.34	0:25.68	65.8 (1200-1000)	1:25.34	1:10.91 [15]	0:59.65 [14]	0:47.86 [15]	0:35.62 [14]	0:23.85 [15]	0:12.46 [7]
	(17)	Daniel Moor	1.8L (+0)	0:35.62	1200-1000 (0:11.25)	(0:14.43)	(0:11.25)	(0:11.80)	(0:12.24)	(0:11.77)	(0:11.39)	(0:12.46)
5	16	Autumn Charm	1:25.54	0:25.21	65.3 (1200-1000)	1:25.54	1:11.59 [8]	1:00.33 [9]	0:48.28 [11]	0:35.96 [12]	0:24.08 [13]	0:12.47 [14]
	(3)	Ben Melham	3.0L (-5)	0:35.96	1200-1000 (0:11.26)	(0:13.95)	(0:11.26)	(0:12.06)	(0:12.32)	(0:11.88)	(0:11.61)	(0:12.47)
6	3	Silken Salute	1:25.58	0:25.42	64.1 (400-200)	1:25.58	1:11.63 [9]	1:00.16 [11]	0:48.40 [10]	0:36.10 [10]	0:24.29 [10]	0:12.68 [9]
	(12)	Michael Rodd	3.2L (-2)	0:36.10	1200-1000 (0:11.47)	(0:13.95)	(0:11.47)	0:11.76	(0:12.30)	(0:11.81)	(0:11.61)	(0:12.68)
7	15	I Am Dirty	1:25.59	0:25.70	65.2 (1200-1000)	1:25.59	1:11.24 [14]	0:59.90 [15]	0:48.13 [14]	0:35.87 [15]	0:24.28 [11]	0:12.90 [4]
	(14)	Rachel King	3.3L (-4)	0:35.87	1200-1000 (0:11.35)	(0:14.35)	(0:11.35)	0:11.76	(0:12.27)	0:11.58	0:11.39	(0:12.90)
8	5	Stormy Marco	1:25.63	0:25.58	64.0 (1200-1000)	1:25.63	1:11.43 [13]	1:00.04 [13]	0:48.20 [13]	0:36.11 [11]	0:24.32 [12]	0:12.70 [10]
	(8)	James McDonald	3.5L (-8)	0:36.11	1200-1000 (0:11.38)	(0:14.20)	(0:11.38)	0:11.84	0:12.09	(0:11.79)	(0:11.62)	(0:12.70)
9	2	Blind Raise	1:25.72	0:24.71	66.7 (1200-1000)	1:25.72	1:12.10 [3]	1:01.01 [2]	0:49.10 [3]	0:36.72 [2]	0:24.79 [2]	0:13.10 [2]
	(10)	Nash Rawiller	4.0L (-7)	0:36.72	1200-1000 (0:11.09)	(0:13.62)	(0:11.09)	0:11.90	0:12.38	0:11.93	0:11.69	0:13.10
10	8	Macedon Mission	1:25.75	0:25.42	65.1 (1200-1000)	1:25.75	1:11.59 [12]	1:00.33 [12]	0:48.36 [12]	0:36.06 [13]	0:24.26 [14]	0:12.75 [13]
	(11)	Jaden Lloyd	4.2L (-8)	0:36.06	1200-1000 (0:11.26)	(0:14.16)	(0:11.26)	0:11.96	0:12.30	0:11.80	0:11.51	0:12.75

Scratched: Nations League (#9), Tron Bolt (#11), Leaves Of Lorien (#17), Cormier (#19)

Report Created: Sat 30 May 2026

(Note: Races are conducted over an approximate distance as close as possible to the advertised distance, and recorded data may vary accordingly. Official times refer to race times only and do not include handicap times.)

[ ] Position in running at each section and finish  
 TAB# Saddle cloth number  
 -:--:-- No data available at this section  
 NA No data available  
 DNT Did not track

BAR# Barrier/Gate Position  
 DNF Did not finish  
 DT-W Distance travelled compared to winner in metres

Fastest split  
 Fastest section

data processed by TRIPLES DATA



# Eagle Farm QLD

## Race 4: THE STRAIGHT SIRES' PRODUCE - 1400m

30 May 2026 - 1:30PM



BRISBANE  
RACING CLUB

Track Rating: Soft 5, Weather: Fine, Rail Position: True Entire Circuit

Field Times  
(Race Tempo)                      1:25.03    1:11.59    1:00.44    0:48.65    0:36.20    0:24.13    0:12.59  
(0:13.44)    (0:11.16)    (0:11.79)    (0:12.45)    (0:12.07)    (0:11.54)    (0:12.59)

Rank	TAB#	Horse	Overall Time	First 400m	Top Speed km/h (Section)	L1400	L1200	L1000	L800	L600	L400	L200	
	(BAR#)	Jockey	Margin (DT-W)	Last 600m	Fastest Section (Time)	Start - 1200	1200 - 1000	1000 - 800	800 - 600	600 - 400	400 - 200	200 - Finish	
11	14	Dream Roca	1:25.91	0:24.94	65.9 (1200-1000)	1:25.91	1:12.20 [4]	1:00.97 [6]	0:49.08 [6]	0:36.66 [7]	0:24.75 [6]	0:13.06 [6]	
	(2)	Ben Thompson	5.2L (-7)	0:36.66	1200-1000 (0:11.23)	(0:13.71)	(0:11.23)	(0:11.90)	(0:12.42)	(0:11.91)	(0:11.69)	(0:13.06)	
12	10	Quarterback	1:26.20	0:25.85	65.0 (1200-1000)	1:26.20	1:11.75 [16]	1:00.35 [16]	0:48.54 [16]	0:36.32 [16]	0:24.59 [16]	0:13.00 [15]	
	(13)	Tim Clark	6.8L (-9)	0:36.33	1200-1000 (0:11.40)	(0:14.45)	(0:11.40)	(0:11.81)	(0:12.22)	(0:11.73)	(0:11.60)	(0:13.00)	
13	20	Girmay	1:26.20	0:24.72	66.7 (1200-1000)	1:26.20	1:12.44 [6]	1:01.48 [3]	0:49.60 [2]	0:37.12 [4]	0:25.13 [5]	0:13.23 [11]	
	(16)	Ryan Maloney	6.9L (-8)	0:37.12	1200-1000 (0:10.96)	(0:13.76)	(0:10.96)	(0:11.88)	(0:12.48)	(0:11.99)	(0:11.90)	(0:13.23)	
14	6	Bohemian Rhapsody	1:26.34	0:24.91	65.2 (1400 - 1200)	1:26.34	1:12.75 [2]	1:01.42 [5]	0:49.63 [4]	0:37.26 [5]	0:25.31 [3]	0:13.45 [8]	
	(1)	Jamie Melham	7.7L (-11)	0:37.27	1200-1000 (0:11.32)	(0:13.59)	(0:11.32)	(0:11.80)	(0:12.36)	(0:11.95)	(0:11.87)	(0:13.45)	
15	18	The Autumn Affair	1:26.44	0:24.60	67.5 (1400 - 1200)	1:26.44	1:13.00 [1]	1:01.85 [1]	0:50.06 [1]	0:37.61 [1]	0:25.26 [7]	0:13.09 [16]	
	(6)	Cejay Graham	8.3L (-10)	0:37.61	1200-1000 (0:11.16)	(0:13.44)	(0:11.16)	(0:11.79)	(0:12.45)	(0:12.35)	(0:12.17)	(0:13.09)	
16	13	Home Tomurra	1:26.90	0:25.09	67.6 (1200-1000)	1:26.90	1:12.94 [10]	1:01.82 [7]	0:49.93 [7]	0:37.82 [6]	0:25.86 [4]	0:13.90 [12]	
	(15)	John Allen	11.0L (+1)	0:37.82	1200-1000 (0:11.13)	(0:13.96)	(0:11.13)	(0:11.88)	(0:12.11)	(0:11.96)	(0:11.96)	(0:13.90)	

Scratched: Nations League (#9), Tron Bolt (#11), Leaves Of Lorien (#17), Cormier (#19)

Report Created: Sat 30 May 2026

(Note: Races are conducted over an approximate distance as close as possible to the advertised distance, and recorded data may vary accordingly. Official times refer to race times only and do not include handicap times.)

[ ] Position in running at each section and finish    TAB# Saddle cloth number  
 -:-:- No data available at this section                      BAR# Barrier/Gate Position  
 NA No data available    DNF Did not finish  
 DNT Did not track    DT-W Distance travelled compared to winner in metres

Fastest split  
 Fastest section

Page 2/18  
 data processed by TRIPLES DATA

Horse/Jockey Name	Berzelius/Tommy Berry
Finish Rank	1
Fastest Section Time (Section)	0:11.22 (1200-1000)
Top Speed [km/h] (Section)	64.9 (1200-1000)
Race State	Finished



Eagle Farm QLD --Professional-2026-05-30

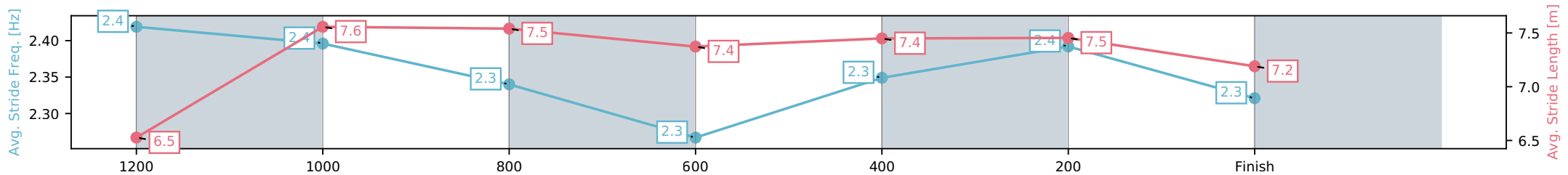
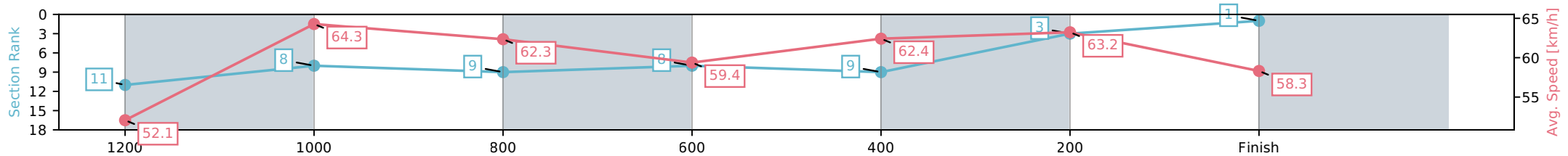
Race 4: THE STRAIGHT SIRES' PRODUCE - 1400m

30 May 2026 - 1:30PM

Track Rating: Soft 5, Weather: Fine, Rail Position: True Entire Circuit



Section	L1400	L1200	L1000	L800	L600	L400	L200
Section Times	1:25.03 (0:13.98)	1:11.05 [11] (0:11.22)	0:59.82 [8] (0:11.87)	0:47.95 [9] (0:12.35)	0:35.60 [8] (0:11.80)	0:23.80 [9] (0:11.39)	0:12.41 [3] (0:12.41)
Average Speed [km/h]	52.1	64.3	62.3	59.4	62.4	63.2	58.3
Top Speed [km/h]	64.7	64.9	63.6	60.8	63.9	64.5	62.3
Avg. Dist. to Rail [m]	6.4	4.6	5.4	4.2	4.5	9.6	8.5
Avg. Stride Freq. [Hz]	2.4	2.4	2.3	2.3	2.3	2.4	2.3
Avg. Stride Length [m]	6.5	7.6	7.5	7.4	7.4	7.5	7.2



- [ ] Ranking at each section and finish
- :-:- No data available at this section
- NA No data available

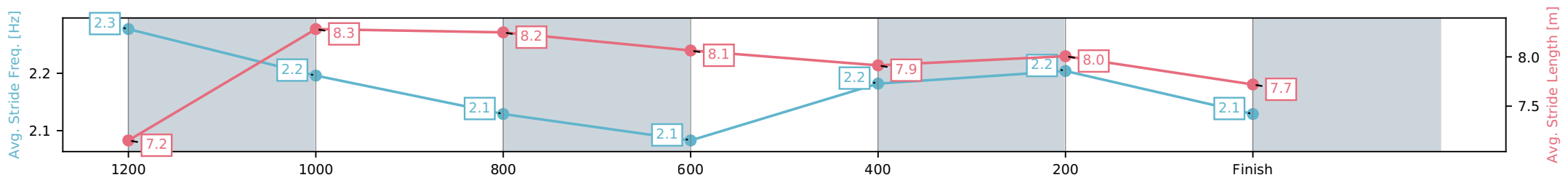
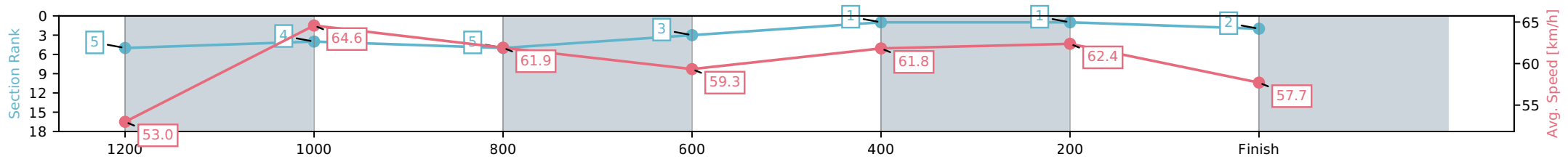
Horse/Jockey Name	Vantorix/Jason Collett
Finish Rank	2
Fastest Section Time (Section)	0:11.16 (1200-1000)
Top Speed [km/h] (Section)	65.1 (1200-1000)
Race State	Finished



Eagle Farm QLD --Professional-2026-05-30  
 Race 4: THE STRAIGHT SIRES' PRODUCE - 1400m  
 30 May 2026 - 1:30PM  
 Track Rating: Soft 5, Weather: Fine, Rail Position: True Entire Circuit



Section	L1400	L1200	L1000	L800	L600	L400	L200
Section Times	1:25.09 (0:13.75)	1:11.34 [5] (0:11.16)	1:00.18 [4] (0:11.86)	0:48.31 [5] (0:12.29)	0:36.02 [3] (0:11.84)	0:24.19 [1] (0:11.54)	0:12.65 [1] (0:12.65)
Average Speed [km/h]	53.0	64.6	61.9	59.3	61.8	62.4	57.7
Top Speed [km/h]	64.9	65.1	63.7	60.1	63.8	63.6	60.4
Avg. Dist. to Rail [m]	4.6	3.9	3.5	3.0	3.3	7.5	6.9
Avg. Stride Freq. [Hz]	2.3	2.2	2.1	2.1	2.2	2.2	2.1
Avg. Stride Length [m]	7.2	8.3	8.2	8.1	7.9	8.0	7.7



[ ] Ranking at each section and finish  
 -:-:- No data available at this section  
 NA No data available

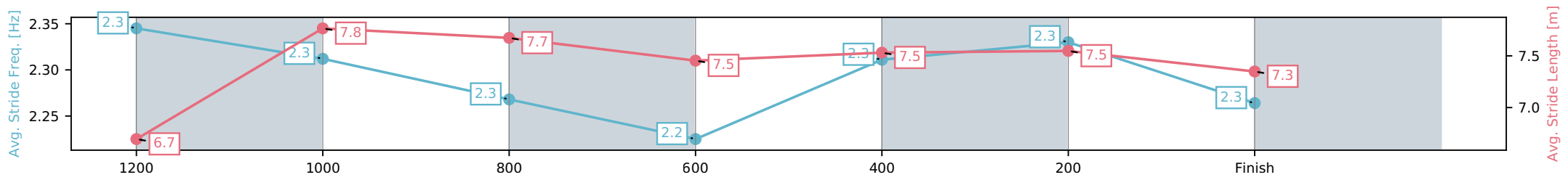
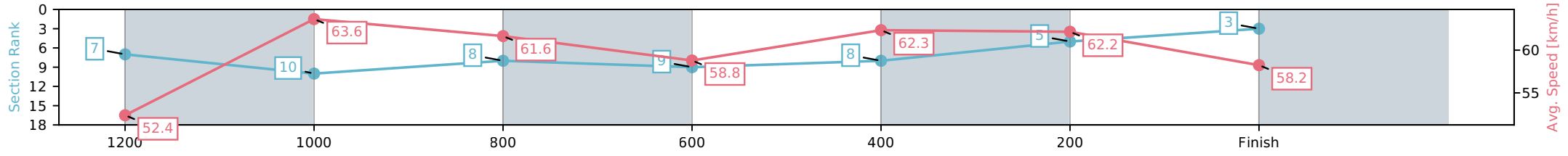
Horse/Jockey Name	Martist/Mark Zahra
Finish Rank	3
Fastest Section Time (Section)	0:11.33 (1200-1000)
Top Speed [km/h] (Section)	65.0 (1200-1000)
Race State	Finished



Eagle Farm QLD --Professional-2026-05-30  
 Race 4: THE STRAIGHT SIRES' PRODUCE - 1400m  
 30 May 2026 - 1:30PM  
 Track Rating: Soft 5, Weather: Fine, Rail Position: True Entire Circuit



Section	L1400	L1200	L1000	L800	L600	L400	L200
Section Times	1:25.29 (0:13.90)	1:11.39 [7] (0:11.33)	1:00.06 [10] (0:11.84)	0:48.22 [8] (0:12.40)	0:35.81 [9] (0:11.73)	0:24.08 [8] (0:11.58)	0:12.50 [5] (0:12.50)
Average Speed [km/h]	52.4	63.6	61.6	58.8	62.3	62.2	58.2
Top Speed [km/h]	64.2	65.0	63.3	60.1	63.6	63.9	61.1
Avg. Dist. to Rail [m]	4.2	3.5	2.6	2.7	3.1	6.3	6.1
Avg. Stride Freq. [Hz]	2.3	2.3	2.3	2.2	2.3	2.3	2.3
Avg. Stride Length [m]	6.7	7.8	7.7	7.5	7.5	7.5	7.3



[ ] Ranking at each section and finish  
 -:-:- No data available at this section  
 NA No data available

Horse/Jockey Name	Kickup Rocky/Daniel Moor
Finish Rank	4
Fastest Section Time (Section)	0:11.25 (1200-1000)
Top Speed [km/h] (Section)	65.8 (1200-1000)
Race State	Finished



Eagle Farm QLD --Professional-2026-05-30

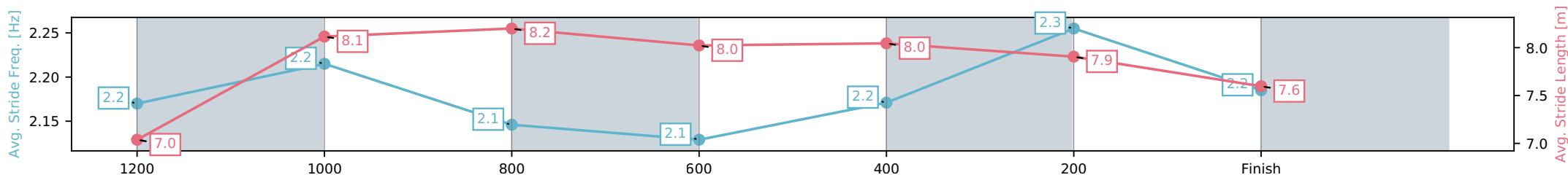
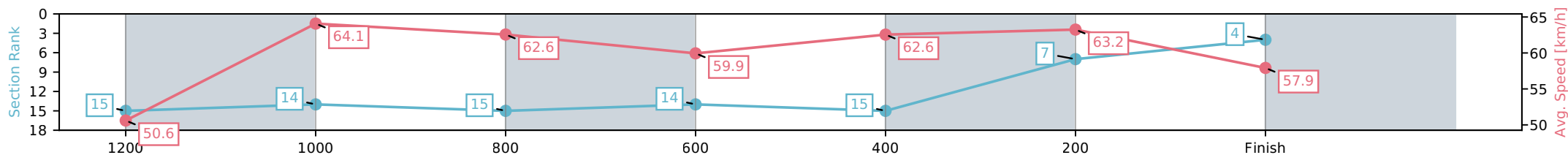
Race 4: THE STRAIGHT SIRES' PRODUCE - 1400m

30 May 2026 - 1:30PM

Track Rating: Soft 5, Weather: Fine, Rail Position: True Entire Circuit



Section	L1400	L1200	L1000	L800	L600	L400	L200
Section Times	1:25.34 (0:14.43)	1:10.91 [15] (0:11.25)	0:59.65 [14] (0:11.80)	0:47.86 [15] (0:12.24)	0:35.62 [14] (0:11.77)	0:23.85 [15] (0:11.39)	0:12.46 [7] (0:12.46)
Average Speed [km/h]	50.6	64.1	62.6	59.9	62.6	63.2	57.9
Top Speed [km/h]	62.9	65.8	63.9	62.2	64.1	64.5	61.9
Avg. Dist. to Rail [m]	10.8	5.4	4.6	4.2	4.5	9.8	10.3
Avg. Stride Freq. [Hz]	2.2	2.2	2.1	2.1	2.2	2.3	2.2
Avg. Stride Length [m]	7.0	8.1	8.2	8.0	8.0	7.9	7.6



- [ ] Ranking at each section and finish
- :-:- No data available at this section
- NA No data available

Horse/Jockey Name	Autumn Charm/Ben Melham
Finish Rank	5
Fastest Section Time (Section)	0:11.26 (1200-1000)
Top Speed [km/h] (Section)	65.3 (1200-1000)
Race State	Finished



Eagle Farm QLD --Professional-2026-05-30

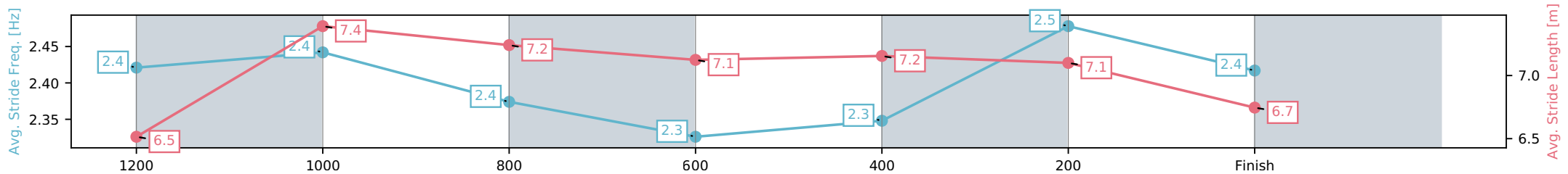
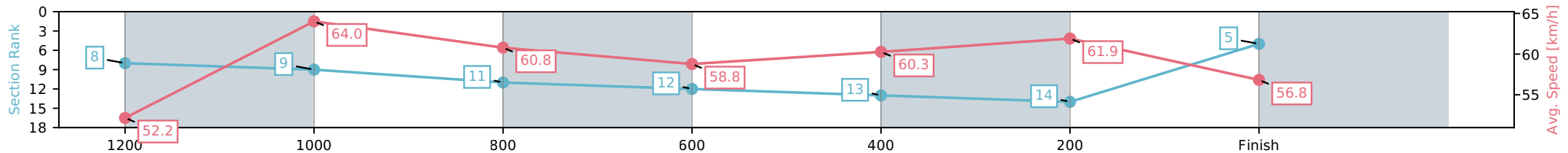
Race 4: THE STRAIGHT SIRES' PRODUCE - 1400m

30 May 2026 - 1:30PM

Track Rating: Soft 5, Weather: Fine, Rail Position: True Entire Circuit



Section	L1400	L1200	L1000	L800	L600	L400	L200
Section Times	1:25.54 (0:13.95)	1:11.59 [8] (0:11.26)	1:00.33 [9] (0:12.06)	0:48.28 [11] (0:12.32)	0:35.96 [12] (0:11.88)	0:24.08 [13] (0:11.61)	0:12.47 [14] (0:12.47)
Average Speed [km/h]	52.2	64.0	60.8	58.8	60.3	61.9	56.8
Top Speed [km/h]	64.7	65.3	63.1	59.8	62.6	63.1	60.6
Avg. Dist. to Rail [m]	3.4	3.7	3.4	1.4	1.3	1.0	3.1
Avg. Stride Freq. [Hz]	2.4	2.4	2.4	2.3	2.3	2.5	2.4
Avg. Stride Length [m]	6.5	7.4	7.2	7.1	7.2	7.1	6.7



- [ ] Ranking at each section and finish
- :-:- No data available at this section
- NA No data available

Horse/Jockey Name	Silken Salute/Michael Rodd
Finish Rank	6
Fastest Section Time (Section)	0:11.47 (1200-1000)
Top Speed [km/h] (Section)	64.1 (400-200)
Race State	Finished



Eagle Farm QLD --Professional-2026-05-30

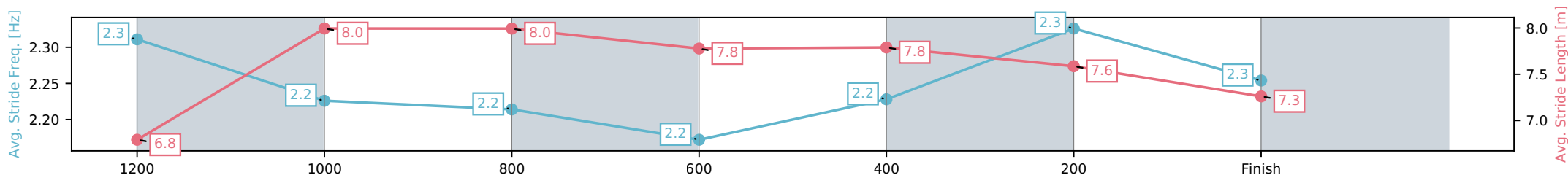
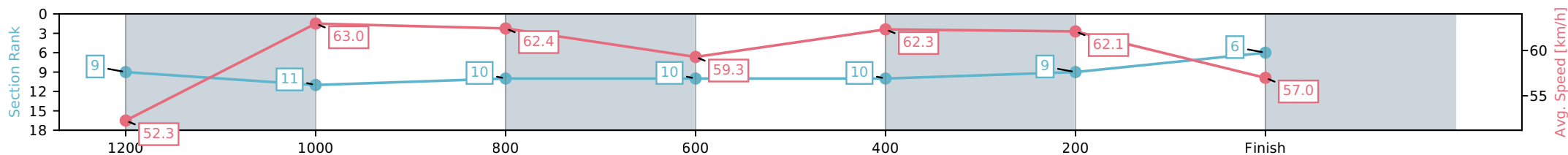
Race 4: THE STRAIGHT SIRES' PRODUCE - 1400m

30 May 2026 - 1:30PM

Track Rating: Soft 5, Weather: Fine, Rail Position: True Entire Circuit



Section	L1400	L1200	L1000	L800	L600	L400	L200
Section Times	1:25.58 (0:13.95)	1:11.63 [9] (0:11.47)	1:00.16 [11] (0:11.76)	0:48.40 [10] (0:12.30)	0:36.10 [10] (0:11.81)	0:24.29 [10] (0:11.61)	0:12.68 [9] (0:12.68)
Average Speed [km/h]	52.3	63.0	62.4	59.3	62.3	62.1	57.0
Top Speed [km/h]	63.1	63.4	63.4	60.6	63.9	64.1	60.3
Avg. Dist. to Rail [m]	8.8	4.8	3.7	3.0	4.6	12.2	12.8
Avg. Stride Freq. [Hz]	2.3	2.2	2.2	2.2	2.2	2.3	2.3
Avg. Stride Length [m]	6.8	8.0	8.0	7.8	7.8	7.6	7.3



- [ ] Ranking at each section and finish
- :-:- No data available at this section
- NA No data available

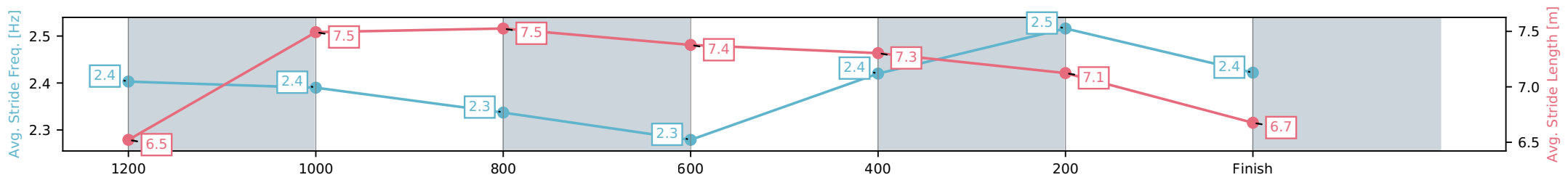
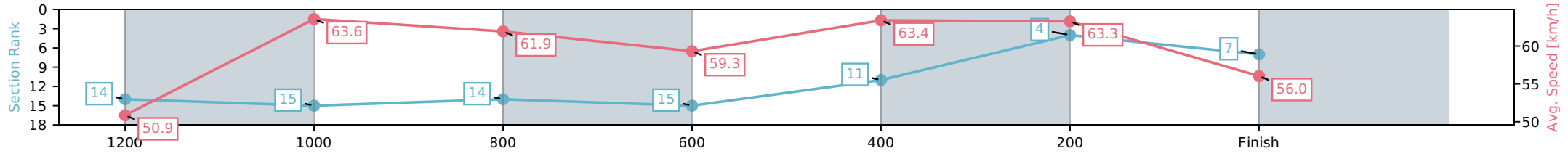
Horse/Jockey Name	I Am Dirty/Rachel King
Finish Rank	7
Fastest Section Time (Section)	0:11.35 (1200-1000)
Top Speed [km/h] (Section)	65.2 (1200-1000)
Race State	Finished



Eagle Farm QLD --Professional-2026-05-30  
 Race 4: THE STRAIGHT SIRES' PRODUCE - 1400m  
 30 May 2026 - 1:30PM  
 Track Rating: Soft 5, Weather: Fine, Rail Position: True Entire Circuit



Section	L1400	L1200	L1000	L800	L600	L400	L200
Section Times	1:25.59 (0:14.35)	1:11.24 [14] (0:11.35)	0:59.90 [15] (0:11.76)	0:48.13 [14] (0:12.27)	0:35.87 [15] (0:11.58)	0:24.28 [11] (0:11.39)	0:12.90 [4] (0:12.90)
Average Speed [km/h]	50.9	63.6	61.9	59.3	63.4	63.3	56.0
Top Speed [km/h]	63.7	65.2	63.0	60.8	65.0	64.7	60.8
Avg. Dist. to Rail [m]	8.8	3.1	2.1	2.3	4.1	11.2	10.3
Avg. Stride Freq. [Hz]	2.4	2.4	2.3	2.3	2.4	2.5	2.4
Avg. Stride Length [m]	6.5	7.5	7.5	7.4	7.3	7.1	6.7

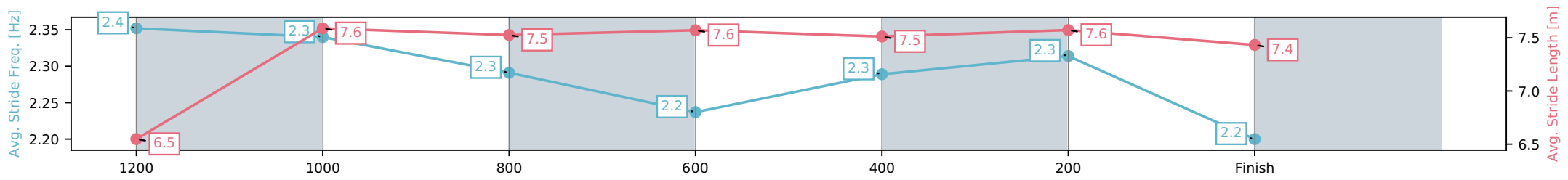
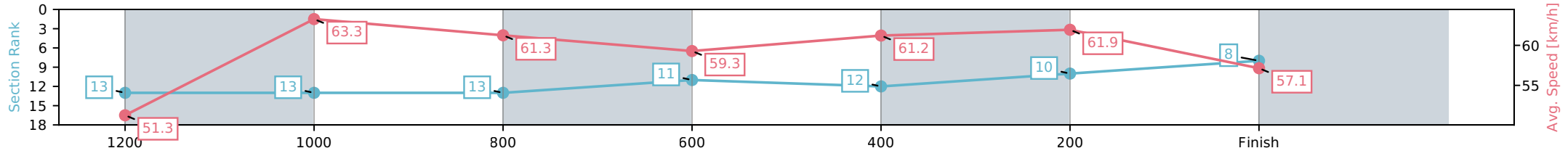


[ ] Ranking at each section and finish  
 -:-:- No data available at this section  
 NA No data available

Horse/Jockey Name	Stormy Marco/James McDonald
Finish Rank	8
Fastest Section Time (Section)	0:11.38 (1200-1000)
Top Speed [km/h] (Section)	64.0 (1200-1000)
Race State	Finished



Section	L1400	L1200	L1000	L800	L600	L400	L200
Section Times	1:25.63 (0:14.20)	1:11.43 [13] (0:11.38)	1:00.04 [13] (0:11.84)	0:48.20 [13] (0:12.09)	0:36.11 [11] (0:11.79)	0:24.32 [12] (0:11.62)	0:12.70 [10] (0:12.70)
Average Speed [km/h]	51.3	63.3	61.3	59.3	61.2	61.9	57.1
Top Speed [km/h]	63.5	64.0	62.7	61.4	62.1	63.6	60.4
Avg. Dist. to Rail [m]	4.8	2.7	1.4	0.9	1.2	6.3	8.2
Avg. Stride Freq. [Hz]	2.4	2.3	2.3	2.2	2.3	2.3	2.2
Avg. Stride Length [m]	6.5	7.6	7.5	7.6	7.5	7.6	7.4



[ ] Ranking at each section and finish  
 -:-:- No data available at this section  
 NA No data available

Horse/Jockey Name	Blind Raise/Nash Rawiller
Finish Rank	9
Fastest Section Time (Section)	0:11.09 (1200-1000)
Top Speed [km/h] (Section)	66.7 (1200-1000)
Race State	Finished



Eagle Farm QLD --Professional-2026-05-30

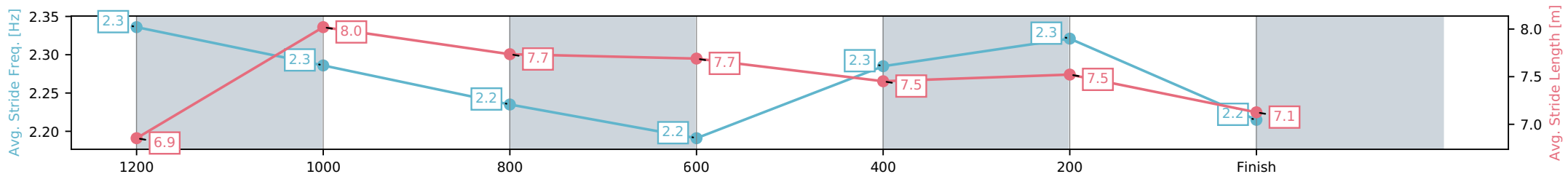
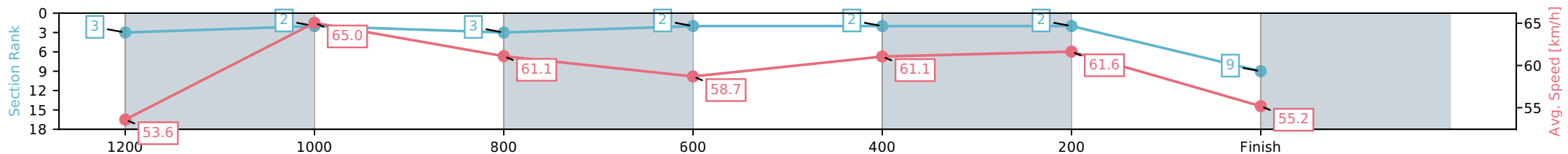
Race 4: THE STRAIGHT SIRES' PRODUCE - 1400m

30 May 2026 - 1:30PM

Track Rating: Soft 5, Weather: Fine, Rail Position: True Entire Circuit



Section	L1400	L1200	L1000	L800	L600	L400	L200
Section Times	1:25.72 (0:13.62)	1:12.10 [3] (0:11.09)	1:01.01 [2] (0:11.90)	0:49.10 [3] (0:12.38)	0:36.72 [2] (0:11.93)	0:24.79 [2] (0:11.69)	0:13.10 [2] (0:13.10)
Average Speed [km/h]	53.6	65.0	61.1	58.7	61.1	61.6	55.2
Top Speed [km/h]	66.2	66.7	63.9	59.3	62.3	62.7	59.1
Avg. Dist. to Rail [m]	7.3	3.4	2.0	1.8	2.7	6.5	5.5
Avg. Stride Freq. [Hz]	2.3	2.3	2.2	2.2	2.3	2.3	2.2
Avg. Stride Length [m]	6.9	8.0	7.7	7.7	7.5	7.5	7.1



- [ ] Ranking at each section and finish
- :-:- No data available at this section
- NA No data available

Horse/Jockey Name	Macedon Mission/Jaden Lloyd
Finish Rank	10
Fastest Section Time (Section)	0:11.26 (1200-1000)
Top Speed [km/h] (Section)	65.1 (1200-1000)
Race State	Finished



Eagle Farm QLD --Professional-2026-05-30

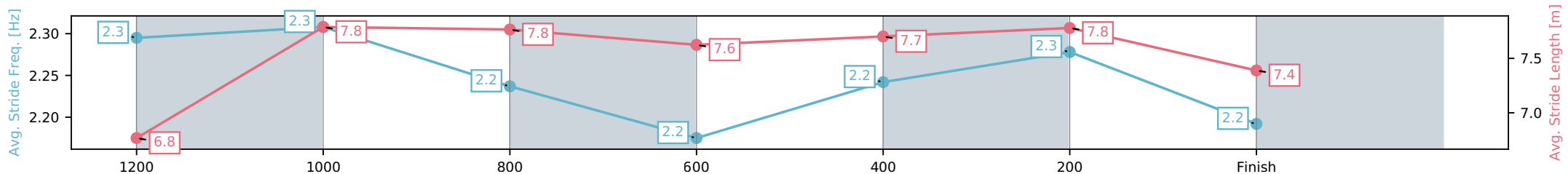
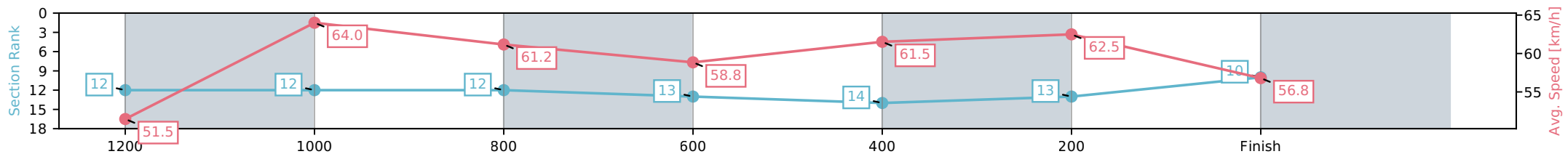
Race 4: THE STRAIGHT SIRES' PRODUCE - 1400m

30 May 2026 - 1:30PM

Track Rating: Soft 5, Weather: Fine, Rail Position: True Entire Circuit



Section	L1400	L1200	L1000	L800	L600	L400	L200
Section Times	1:25.75 (0:14.16)	1:11.59 [12] (0:11.26)	1:00.33 [12] (0:11.96)	0:48.36 [12] (0:12.30)	0:36.06 [13] (0:11.80)	0:24.26 [14] (0:11.51)	0:12.75 [13] (0:12.75)
Average Speed [km/h]	51.5	64.0	61.2	58.8	61.5	62.5	56.8
Top Speed [km/h]	62.4	65.1	62.7	60.0	62.7	64.0	60.0
Avg. Dist. to Rail [m]	8.5	4.2	3.0	1.2	1.6	7.4	8.8
Avg. Stride Freq. [Hz]	2.3	2.3	2.2	2.2	2.2	2.3	2.2
Avg. Stride Length [m]	6.8	7.8	7.8	7.6	7.7	7.8	7.4

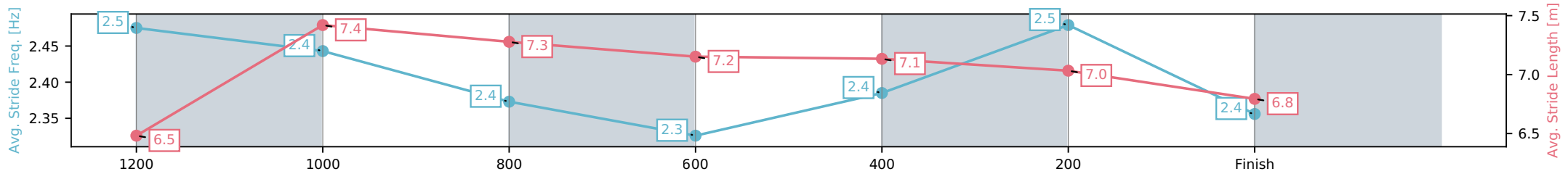
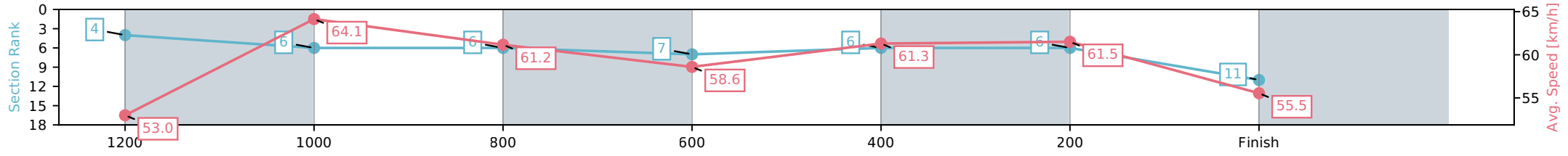


- [ ] Ranking at each section and finish
- :-:- No data available at this section
- NA No data available

Horse/Jockey Name	Dream Roca/Ben Thompson
Finish Rank	11
Fastest Section Time (Section)	0:11.23 (1200-1000)
Top Speed [km/h] (Section)	65.9 (1200-1000)
Race State	Finished



Section	L1400	L1200	L1000	L800	L600	L400	L200
Section Times	1:25.91 (0:13.71)	1:12.20 [4] (0:11.23)	1:00.97 [6] (0:11.90)	0:49.08 [6] (0:12.42)	0:36.66 [7] (0:11.91)	0:24.75 [6] (0:11.69)	0:13.06 [6] (0:13.06)
Average Speed [km/h]	53.0	64.1	61.2	58.6	61.3	61.5	55.5
Top Speed [km/h]	65.2	65.9	62.9	60.0	62.3	62.2	59.5
Avg. Dist. to Rail [m]	2.0	2.5	2.2	2.2	2.5	3.9	4.5
Avg. Stride Freq. [Hz]	2.5	2.4	2.4	2.3	2.4	2.5	2.4
Avg. Stride Length [m]	6.5	7.4	7.3	7.2	7.1	7.0	6.8



[ ] Ranking at each section and finish  
 -:-:- No data available at this section  
 NA No data available

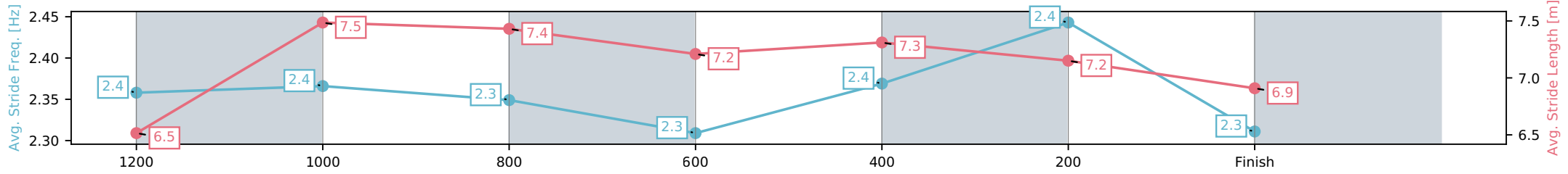
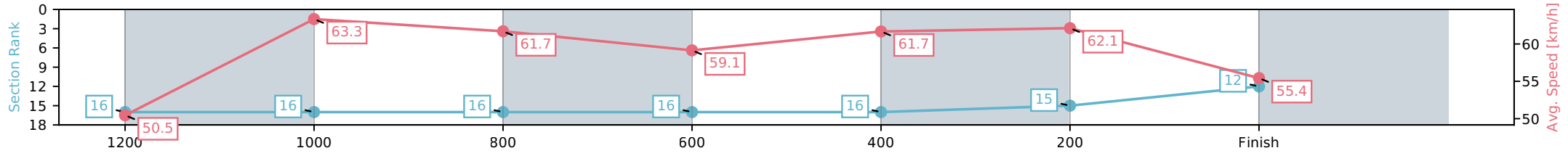
Horse/Jockey Name	Quarterback/Tim Clark
Finish Rank	12
Fastest Section Time (Section)	0:11.40 (1200-1000)
Top Speed [km/h] (Section)	65.0 (1200-1000)
Race State	Finished



Eagle Farm QLD --Professional-2026-05-30  
 Race 4: THE STRAIGHT SIRES' PRODUCE - 1400m  
 30 May 2026 - 1:30PM  
 Track Rating: Soft 5, Weather: Fine, Rail Position: True Entire Circuit



Section	L1400	L1200	L1000	L800	L600	L400	L200
Section Times	1:26.20 (0:14.45)	1:11.75 [16] (0:11.40)	1:00.35 [16] (0:11.81)	0:48.54 [16] (0:12.22)	0:36.32 [16] (0:11.73)	0:24.59 [16] (0:11.60)	0:13.00 [15] (0:13.00)
Average Speed [km/h]	50.5	63.3	61.7	59.1	61.7	62.1	55.4
Top Speed [km/h]	61.6	65.0	63.1	60.9	62.6	63.4	60.0
Avg. Dist. to Rail [m]	7.8	2.6	2.4	0.9	1.1	6.7	9.5
Avg. Stride Freq. [Hz]	2.4	2.4	2.3	2.3	2.4	2.4	2.3
Avg. Stride Length [m]	6.5	7.5	7.4	7.2	7.3	7.2	6.9



[ ] Ranking at each section and finish  
 -:-:- No data available at this section  
 NA No data available

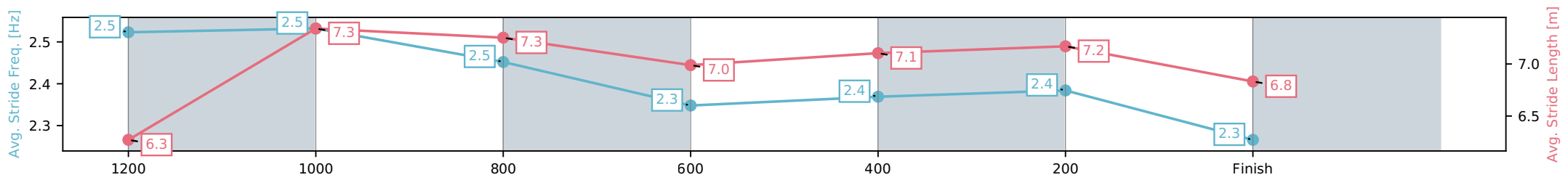
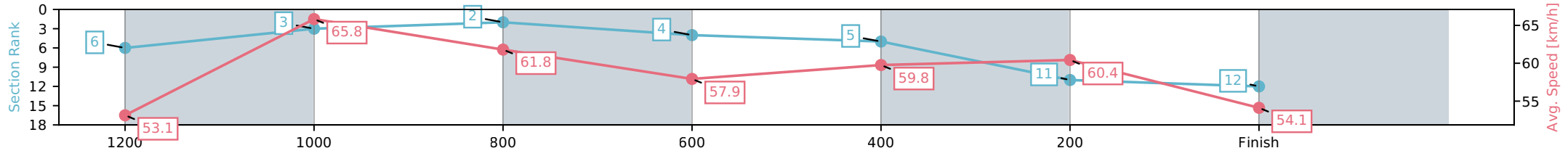
Horse/Jockey Name	Girmay/Ryan Maloney
Finish Rank	13
Fastest Section Time (Section)	0:10.96 (1200-1000)
Top Speed [km/h] (Section)	66.7 (1200-1000)
Race State	Finished



Eagle Farm QLD --Professional-2026-05-30  
 Race 4: THE STRAIGHT SIRES' PRODUCE - 1400m  
 30 May 2026 - 1:30PM  
 Track Rating: Soft 5, Weather: Fine, Rail Position: True Entire Circuit



Section	L1400	L1200	L1000	L800	L600	L400	L200
Section Times	1:26.20 (0:13.76)	1:12.44 [6] (0:10.96)	1:01.48 [3] (0:11.88)	0:49.60 [2] (0:12.48)	0:37.12 [4] (0:11.99)	0:25.13 [5] (0:11.90)	0:13.23 [11] (0:13.23)
Average Speed [km/h]	53.1	65.8	61.8	57.9	59.8	60.4	54.1
Top Speed [km/h]	66.6	66.7	64.4	59.1	60.7	61.9	58.4
Avg. Dist. to Rail [m]	11.0	5.2	3.4	1.1	1.0	2.8	4.7
Avg. Stride Freq. [Hz]	2.5	2.5	2.5	2.3	2.4	2.4	2.3
Avg. Stride Length [m]	6.3	7.3	7.3	7.0	7.1	7.2	6.8

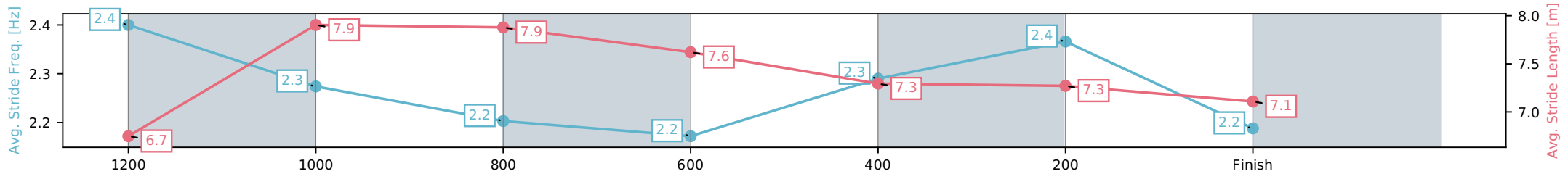
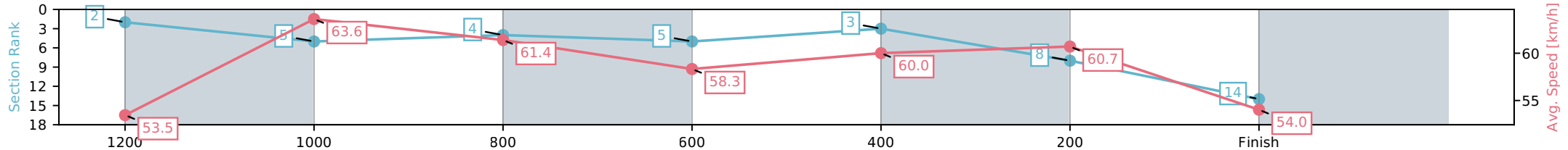


[ ] Ranking at each section and finish  
 -:-:- No data available at this section  
 NA No data available

Horse/Jockey Name	Bohemian Rhapsody/Jamie Melham
Finish Rank	14
Fastest Section Time (Section)	0:11.32 (1200-1000)
Top Speed [km/h] (Section)	65.2 (1400 - 1200)
Race State	Finished



Section	L1400	L1200	L1000	L800	L600	L400	L200
Section Times	1:26.34 (0:13.59)	1:12.75 [2] (0:11.32)	1:01.42 [5] (0:11.80)	0:49.63 [4] (0:12.36)	0:37.26 [5] (0:11.95)	0:25.31 [3] (0:11.87)	0:13.45 [8] (0:13.45)
Average Speed [km/h]	53.5	63.6	61.4	58.3	60.0	60.7	54.0
Top Speed [km/h]	65.2	64.3	63.2	61.0	62.3	62.4	58.3
Avg. Dist. to Rail [m]	1.2	2.2	1.3	0.5	0.6	2.2	3.7
Avg. Stride Freq. [Hz]	2.4	2.3	2.2	2.2	2.3	2.4	2.2
Avg. Stride Length [m]	6.7	7.9	7.9	7.6	7.3	7.3	7.1



[ ] Ranking at each section and finish  
 -:-:- No data available at this section  
 NA No data available

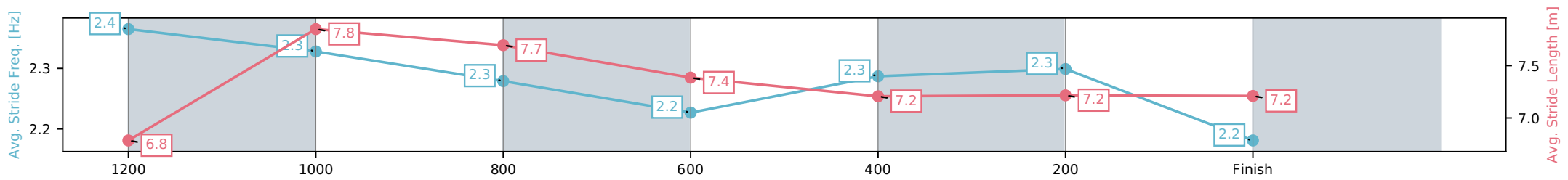
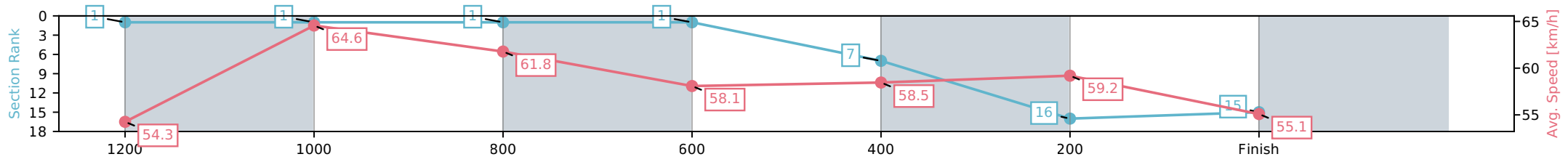
Horse/Jockey Name	The Autumn Affair/Cejay Graham
Finish Rank	15
Fastest Section Time (Section)	0:11.16 (1200-1000)
Top Speed [km/h] (Section)	67.5 (1400 - 1200)
Race State	Finished



Eagle Farm QLD --Professional-2026-05-30  
 Race 4: THE STRAIGHT SIRES' PRODUCE - 1400m  
 30 May 2026 - 1:30PM  
 Track Rating: Soft 5, Weather: Fine, Rail Position: True Entire Circuit



Section	L1400	L1200	L1000	L800	L600	L400	L200
Section Times	1:26.44 (0:13.44)	1:13.00 [1] (0:11.16)	1:01.85 [1] (0:11.79)	0:50.06 [1] (0:12.45)	0:37.61 [1] (0:12.35)	0:25.26 [7] (0:12.17)	0:13.09 [16] (0:13.09)
Average Speed [km/h]	54.3	64.6	61.8	58.1	58.5	59.2	55.1
Top Speed [km/h]	67.5	67.1	63.6	59.4	59.4	59.9	58.0
Avg. Dist. to Rail [m]	4.7	2.3	2.2	1.2	0.6	4.3	6.0
Avg. Stride Freq. [Hz]	2.4	2.3	2.3	2.2	2.3	2.3	2.2
Avg. Stride Length [m]	6.8	7.8	7.7	7.4	7.2	7.2	7.2



[ ] Ranking at each section and finish  
 -:-:- No data available at this section  
 NA No data available

Horse/Jockey Name	Home Tomurra/John Allen
Finish Rank	16
Fastest Section Time (Section)	0:11.13 (1200-1000)
Top Speed [km/h] (Section)	67.6 (1200-1000)
Race State	Finished



Eagle Farm QLD --Professional-2026-05-30

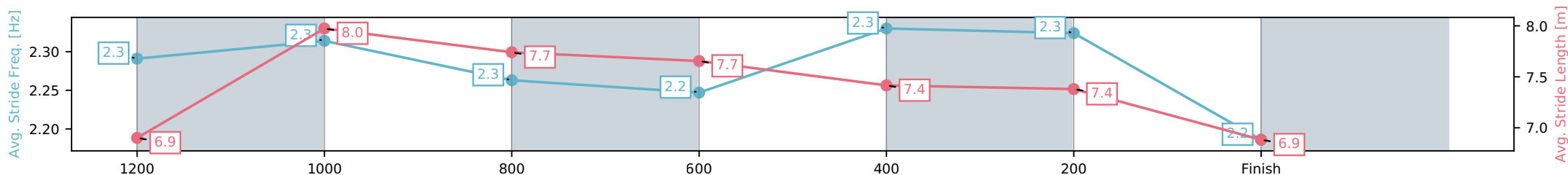
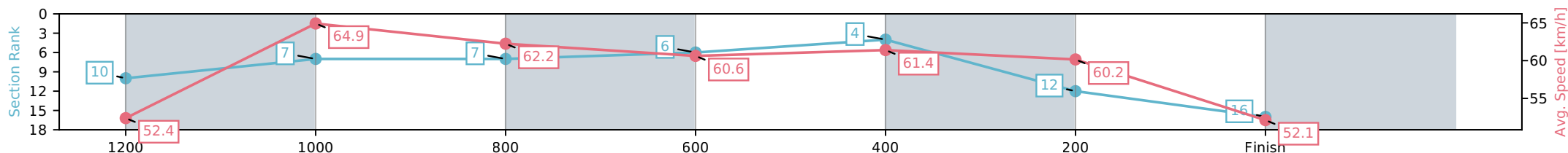
Race 4: THE STRAIGHT SIRES' PRODUCE - 1400m

30 May 2026 - 1:30PM

Track Rating: Soft 5, Weather: Fine, Rail Position: True Entire Circuit



Section	L1400	L1200	L1000	L800	L600	L400	L200
Section Times	1:26.90 (0:13.96)	1:12.94 [10] (0:11.13)	1:01.82 [7] (0:11.88)	0:49.93 [7] (0:12.11)	0:37.82 [6] (0:11.96)	0:25.86 [4] (0:11.96)	0:13.90 [12] (0:13.90)
Average Speed [km/h]	52.4	64.9	62.2	60.6	61.4	60.2	52.1
Top Speed [km/h]	66.0	67.6	63.1	62.0	63.0	63.2	57.5
Avg. Dist. to Rail [m]	10.3	6.1	5.5	4.2	3.7	8.9	9.2
Avg. Stride Freq. [Hz]	2.3	2.3	2.3	2.2	2.3	2.3	2.2
Avg. Stride Length [m]	6.9	8.0	7.7	7.7	7.4	7.4	6.9



[ ] Ranking at each section and finish  
 -:-:- No data available at this section  
 NA No data available



# Eagle Farm QLD

## Race 5: LORD MAYOR'S CUP - 1800m

30 May 2026 - 2:04PM



BRISBANE  
RACING CLUB

Track Rating: Soft 5, Weather: Fine, Rail Position: True Entire Circuit

Field Times (Race Tempo)      1:51.70 (0:14.14)    1:37.56 (0:11.79)    1:25.77 (0:11.99)    1:13.78 (0:12.52)    1:01.26 (0:12.82)    0:48.43 (0:12.55)    0:35.89 (0:11.78)    0:24.11 (0:11.55)

Rank	TAB#	Horse	Overall Time	First 400m	Top Speed km/h (Section)	L1800	L1600	L1400	L1200	L1000	L800	L600	L400
	(BAR#)	Jockey	Margin (DT-W)	Last 600m	Fastest Section (Time)	Start - 1600	1600 - 1400	1400 - 1200	1200 - 1000	1000 - 800	800 - 600	600 - 400	400 - 200
1	6	Athantos	1:51.70	0:26.29	64.2 (400-200)	1:51.70	1:37.54 [2]	1:25.42 [3]	1:13.35 [3]	1:00.90 [2]	0:48.11 [2]	0:35.70 [2]	0:24.08 [2]
	(7)	Lachlan Neindorf		0:35.71	400-200 (0:11.53)	(0:14.16)	(0:12.13)	(0:12.07)	(0:12.45)	(0:12.80)	(0:12.41)	(0:11.62)	(0:11.53)
2	9	Militarize	1:51.71	0:26.57	65.8 (400-200)	1:51.71	1:37.33 [4]	1:25.14 [5]	1:12.80 [5]	1:00.21 [5]	0:47.22 [6]	0:35.04 [6]	0:23.63 [5]
	(2)	James McDonald	0.0L (-7)	0:35.04	400-200 (0:11.24)	(0:14.38)	(0:12.19)	(0:12.34)	(0:12.59)	(0:12.99)	(0:12.18)	(0:11.41)	(0:11.24)
3	5	Future History	1:51.74	0:26.04	64.7 (400-200)	1:51.74	1:37.60 [1]	1:25.70 [2]	1:13.44 [2]	1:00.81 [3]	0:47.97 [3]	0:35.64 [3]	0:23.86 [4]
	(5)	Nash Rawiller	0.2L (-8)	0:35.64	400-200 (0:11.41)	(0:14.14)	(0:11.90)	(0:12.27)	(0:12.62)	(0:12.84)	(0:12.33)	(0:11.78)	(0:11.41)
4	11	Encoder	1:51.85	0:26.44	65.0 (600-400)	1:51.85	1:37.47 [5]	1:25.41 [4]	1:13.14 [4]	1:00.66 [4]	0:47.86 [4]	0:35.55 [4]	0:23.97 [3]
	(6)	Jason Collett	0.8L (-4)	0:35.55	400-200 (0:11.35)	(0:14.38)	(0:12.06)	(0:12.26)	(0:12.49)	(0:12.79)	(0:12.31)	(0:11.58)	(0:11.35)
5	10	Golden Path	1:52.15	0:25.93	63.7 (400-200)	1:52.15	1:37.96 [3]	1:26.22 [1]	1:14.23 [1]	1:01.70 [1]	0:48.88 [1]	0:36.34 [1]	0:24.56 [1]
	(10)	Jordan Childs	2.6L (-5)	0:36.34	400-200 (0:11.68)	(0:14.19)	(0:11.74)	(0:11.99)	(0:12.52)	(0:12.82)	(0:12.55)	(0:11.78)	(0:11.68)
6	4	Tavi Time	1:52.30	0:27.50	67.3 (400-200)	1:52.30	1:37.22 [10]	1:24.81 [10]	1:12.45 [10]	1:00.05 [10]	0:47.19 [11]	0:35.08 [10]	0:23.69 [9]
	(9)	Tommy Berry	3.5L (-2)	0:35.08	400-200 (0:11.16)	(0:15.08)	(0:12.42)	(0:12.36)	(0:12.40)	(0:12.86)	(0:12.11)	(0:11.39)	(0:11.16)
7	14	Miss Joelene	1:52.49	0:27.20	65.4 (400-200)	1:52.49	1:37.56 [9]	1:25.30 [8]	1:12.99 [8]	1:00.44 [9]	0:47.64 [9]	0:35.59 [8]	0:23.89 [8]
	(8)	Cejay Graham	4.6L (+1)	0:35.60	400-200 (0:11.36)	(0:14.94)	(0:12.26)	(0:12.31)	(0:12.54)	(0:12.81)	(0:12.04)	(0:11.70)	(0:11.36)
8	3	Depth Of Character	1:52.58	0:26.94	64.1 (600-400)	1:52.58	1:37.94 [6]	1:25.64 [7]	1:13.38 [7]	1:00.86 [7]	0:48.14 [5]	0:35.94 [5]	0:24.31 [6]
	(1)	Mark Zahra	5.2L (-11)	0:35.95	400-200 (0:11.49)	(0:14.64)	(0:12.30)	(0:12.25)	(0:12.52)	(0:12.72)	(0:12.19)	(0:11.64)	(0:11.49)
9	18	Prince Levi	1:52.71	0:26.85	64.4 (600-400)	1:52.71	1:38.05 [7]	1:25.86 [6]	1:13.59 [6]	1:01.00 [6]	0:48.11 [7]	0:35.94 [7]	0:24.27 [7]
	(3)	Mark Du Plessis	5.9L (-4)	0:35.94	400-200 (0:11.65)	(0:14.66)	(0:12.19)	(0:12.27)	(0:12.60)	(0:12.89)	(0:12.17)	(0:11.67)	(0:11.65)
10	1	Knight's Choice	1:52.73	0:27.65	64.7 (400-200)	1:52.73	1:37.40 [12]	1:25.07 [11]	1:12.67 [11]	1:00.26 [11]	0:47.63 [10]	0:35.47 [11]	0:23.86 [11]
	(12)	Robbie Dolan	6.0L (+0)	0:35.46	400-200 (0:11.51)	(0:15.33)	(0:12.32)	(0:12.40)	(0:12.40)	(0:12.64)	(0:12.16)	(0:11.61)	(0:11.51)

Scratched: Port Lockroy (#2), Nellie Leylax (#7), Osipenko (#8), Glory Daze (#12), Zaphod (#13), The Drover (#19)

Report Created: Sat 30 May 2026

(Note: Races are conducted over an approximate distance as close as possible to the advertised distance, and recorded data may vary accordingly. Official times refer to race times only and do not include handicap times.)

[ ] Position in running at each section and finish    TAB# Saddle cloth number  
 -:-:- No data available at this section                    BAR# Barrier/Gate Position  
 NA No data available    DNF Did not finish  
 DNT Did not track     DT-W Distance travelled compared to winner in metres

Fastest split  
 Fastest section

Page 1/17  
 data processed by TRIPLESDATA



Eagle Farm QLD  
 Race 5: LORD MAYOR'S CUP - 1800m  
 30 May 2026 - 2:04PM



BRISBANE  
 RACING CLUB

Track Rating: Soft 5, Weather: Fine, Rail Position: True Entire Circuit

Field Times (Race Tempo) 1:51.70 (0:14.14) 1:37.56 (0:11.79) 1:25.77 (0:11.99) 1:13.78 (0:12.52) 1:01.26 (0:12.82) 0:48.43 (0:12.55) 0:35.89 (0:11.78) 0:24.11 (0:11.55)

Rank	TAB#	Horse	Overall Time	First 400m	Top Speed km/h (Section)	L1800	L1600	L1400	L1200	L1000	L800	L600	L400
	(BAR#)	Jockey	Margin (DT-W)	Last 600m	Fastest Section (Time)	Start - 1600	1600 - 1400	1400 - 1200	1200 - 1000	1000 - 800	800 - 600	600 - 400	400 - 200
11	15	Demon Darb	1:52.79	0:27.27	64.2 (600-400)	1:52.79	1:37.93 [8]	1:25.52 [9]	1:13.24 [9]	1:00.76 [8]	0:48.02 [8]	0:35.78 [9]	0:24.04 [10]
	(4)	Kerrin McEvoy	6.4L (-5)	0:35.78	400-200 (0:11.60)	(0:14.86)	(0:12.41)	(0:12.28)	(0:12.49)	(0:12.74)	(0:12.24)	(0:11.74)	(0:11.60)
12	16	Mahagoni	1:52.93	0:27.70	66.0 (400-200)	1:52.93	1:37.64 [11]	1:25.24 [12]	1:12.84 [12]	1:00.40 [12]	0:47.54 [12]	0:35.50 [12]	0:24.02 [12]
	(11)	Michael Rodd	7.2L (+0)	0:35.50	400-200 (0:11.34)	(0:15.29)	(0:12.41)	(0:12.39)	(0:12.44)	(0:12.86)	(0:12.05)	(0:11.48)	(0:11.34)
13	17	Jenni Moreese	1:53.26	0:28.11	65.4 (600-400)	1:53.26	1:37.80 [13]	1:25.15 [13]	1:12.75 [13]	1:00.40 [13]	0:47.62 [13]	0:35.64 [13]	0:24.21 [13]
	(13)	Corey Sutherland	9.1L (-5)	0:35.64	600-400 (0:11.43)	(0:15.46)	(0:12.65)	(0:12.40)	(0:12.35)	(0:12.78)	(0:11.98)	(0:11.43)	(0:11.60)

Scratched: Port Lockroy (#2), Nellie Leylax (#7), Osipenko (#8), Glory Daze (#12), Zaphod (#13), The Drover (#19)

Report Created: Sat 30 May 2026

(Note: Races are conducted over an approximate distance as close as possible to the advertised distance, and recorded data may vary accordingly. Official times refer to race times only and do not include handicap times.)

[ ] Position in running at each section and finish TAB# Saddle cloth number

:-:-- No data available at this section

NA No data available

DNT Did not track

BAR# Barrier/Gate Position

DNF Did not finish

DT-W Distance travelled compared to winner in metres

Fastest split

Fastest section

data processed by



TRIPLES DATA



# Eagle Farm QLD

## Race 5: LORD MAYOR'S CUP - 1800m

30 May 2026 - 2:04PM



BRISBANE  
RACING CLUB

Track Rating: Soft 5, Weather: Fine, Rail Position: True Entire Circuit

Field Times                      0:12.55  
(Race Tempo)                    (0:12.55)

Rank	TAB#	Horse	Overall Time	First 400m	Top Speed km/h (Section)	L200								
	(BAR#)	Jockey	Margin (DT-W)	Last 600m	Fastest Section (Time)	200 - Finish								
1	6	Athanasos	1:51.70	0:26.29	64.2 (400-200)	0:12.56 [1]								
	(7)	Lachlan Neindorf		0:35.71	400-200 (0:11.53)	(0:12.56)								
2	9	Militarize	1:51.71	0:26.57	65.8 (400-200)	0:12.39 [5]								
	(2)	James McDonald	0.0L (-7)	0:35.04	400-200 (0:11.24)	(0:12.39)								
3	5	Future History	1:51.74	0:26.04	64.7 (400-200)	0:12.45 [4]								
	(5)	Nash Rawiller	0.2L (-8)	0:35.64	400-200 (0:11.41)	(0:12.45)								
4	11	Encoder	1:51.85	0:26.44	65.0 (600-400)	0:12.62 [2]								
	(6)	Jason Collett	0.8L (-4)	0:35.55	400-200 (0:11.35)	(0:12.62)								
5	10	Golden Path	1:52.15	0:25.93	63.7 (400-200)	0:12.88 [3]								
	(10)	Jordan Childs	2.6L (-5)	0:36.34	400-200 (0:11.68)	(0:12.88)								
6	4	Tavi Time	1:52.30	0:27.50	67.3 (400-200)	0:12.53 [7]								
	(9)	Tommy Berry	3.5L (-2)	0:35.08	400-200 (0:11.16)	(0:12.53)								
7	14	Miss Joelene	1:52.49	0:27.20	65.4 (400-200)	0:12.54 [8]								
	(8)	Cejay Graham	4.6L (+1)	0:35.60	400-200 (0:11.36)	(0:12.54)								
8	3	Depth Of Character	1:52.58	0:26.94	64.1 (600-400)	0:12.82 [6]								
	(1)	Mark Zahra	5.2L (-11)	0:35.95	400-200 (0:11.49)	(0:12.82)								
9	18	Prince Levi	1:52.71	0:26.85	64.4 (600-400)	0:12.62 [9]								
	(3)	Mark Du Plessis	5.9L (-4)	0:35.94	400-200 (0:11.65)	(0:12.62)								
10	1	Knight's Choice	1:52.73	0:27.65	64.7 (400-200)	0:12.34 [12]								
	(12)	Robbie Dolan	6.0L (+0)	0:35.46	400-200 (0:11.51)	(0:12.34)								

Scratched: Port Lockroy (#2), Nellie Leylax (#7), Osipenko (#8), Glory Daze (#12), Zaphod (#13), The Drover (#19)

Report Created: Sat 30 May 2026

(Note: Races are conducted over an approximate distance as close as possible to the advertised distance, and recorded data may vary accordingly. Official times refer to race times only and do not include handicap times.)

[ ] Position in running at each section and finish    TAB# Saddle cloth number  
 -:-:- No data available at this section                BAR# Barrier/Gate Position  
 NA No data available                                        DNF Did not finish  
 DNT Did not track     DT-W Distance travelled compared to winner in metres

Fastest split  
 Fastest section

Page 3/17  
 data processed by TRIPLES DATA



Eagle Farm QLD  
 Race 5: LORD MAYOR'S CUP - 1800m  
 30 May 2026 - 2:04PM



BRISBANE  
 RACING CLUB

Track Rating: Soft 5, Weather: Fine, Rail Position: True Entire Circuit

Field Times 0:12.55  
 (Race Tempo) (0:12.55)

Rank	TAB#	Horse	Overall Time	First 400m	Top Speed km/h (Section)	L200							
	(BAR#)	Jockey	Margin (DT-W)	Last 600m	Fastest Section (Time)	200 - Finish							
11	15	Demon Darb	1:52.79	0:27.27	64.2 (600-400)	0:12.44 [11]							
	(4)	Kerrin McEvoy	6.4L (-5)	0:35.78	400-200 (0:11.60)	(0:12.44)							
12	16	Mahagoni	1:52.93	0:27.70	66.0 (400-200)	0:12.68 [10]							
	(11)	Michael Rodd	7.2L (+0)	0:35.50	400-200 (0:11.34)	(0:12.68)							
13	17	Jenni Moreese	1:53.26	0:28.11	65.4 (600-400)	0:12.61 [13]							
	(13)	Corey Sutherland	9.1L (-5)	0:35.64	600-400 (0:11.43)	(0:12.61)							

Scratched: Port Lockroy (#2), Nellie Leylax (#7), Osipenko (#8), Glory Daze (#12), Zaphod (#13), The Drover (#19)

Report Created: Sat 30 May 2026

(Note: Races are conducted over an approximate distance as close as possible to the advertised distance, and recorded data may vary accordingly. Official times refer to race times only and do not include handicap times.)

[ ] Position in running at each section and finish TAB# Saddle cloth number

-:-:- No data available at this section

NA No data available

DNT Did not track

BAR# Barrier/Gate Position

DNF Did not finish

DT-W Distance travelled compared to winner in metres

Fastest split

Fastest section

data processed by TRIPLES DATA

Horse/Jockey Name	Athanatos/Lachlan Neindorf
Finish Rank	1
Fastest Section Time (Section)	0:11.53 (400-200)
Top Speed [km/h] (Section)	64.2 (400-200)
Race State	Finished



Eagle Farm QLD --Professional-2026-05-30

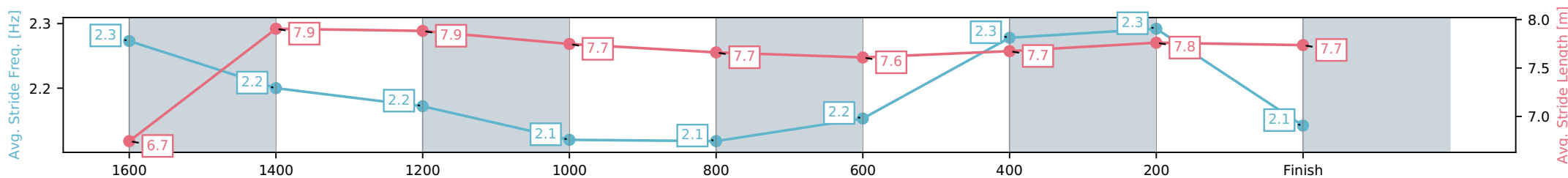
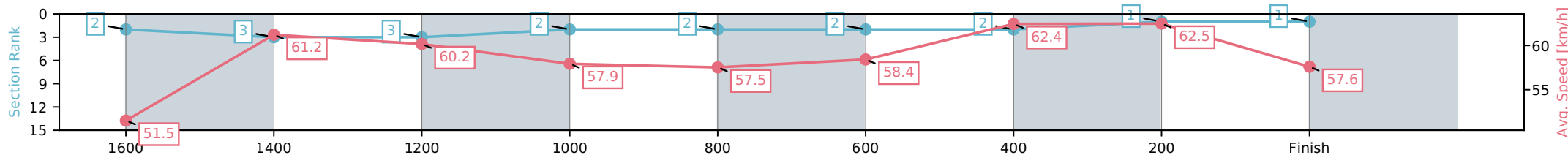
Race 5: LORD MAYOR'S CUP - 1800m

30 May 2026 - 2:04PM

Track Rating: Soft 5, Weather: Fine, Rail Position: True Entire Circuit



Section	L1800	L1600	L1400	L1200	L1000	L800	L600	L400	L200
Section Times	1:51.70 (0:14.16)	1:37.54 [2] (0:12.13)	1:25.42 [3] (0:12.07)	1:13.35 [3] (0:12.45)	1:00.90 [2] (0:12.80)	0:48.11 [2] (0:12.41)	0:35.70 [2] (0:11.62)	0:24.08 [2] (0:11.53)	0:12.56 [1] (0:12.56)
Average Speed [km/h]	51.5	61.2	60.2	57.9	57.5	58.4	62.4	62.5	57.6
Top Speed [km/h]	62.6	63.2	61.9	59.9	58.3	59.9	64.2	64.2	60.1
Avg. Dist. to Rail [m]	6.5	8.5	7.7	7.1	3.9	1.8	1.6	7.7	8.3
Avg. Stride Freq. [Hz]	2.3	2.2	2.2	2.1	2.1	2.2	2.3	2.3	2.1
Avg. Stride Length [m]	6.7	7.9	7.9	7.7	7.7	7.6	7.7	7.8	7.7



- [ ] Ranking at each section and finish
- :-:- No data available at this section
- NA No data available

Horse/Jockey Name	Militarize/James McDonald
Finish Rank	2
Fastest Section Time (Section)	0:11.24 (400-200)
Top Speed [km/h] (Section)	65.8 (400-200)
Race State	Finished



Eagle Farm QLD --Professional-2026-05-30

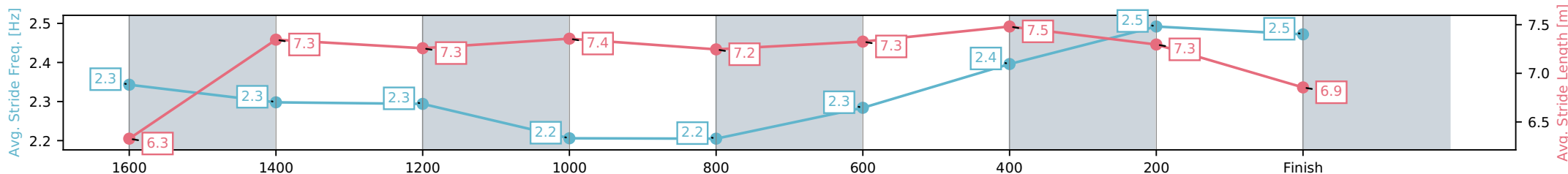
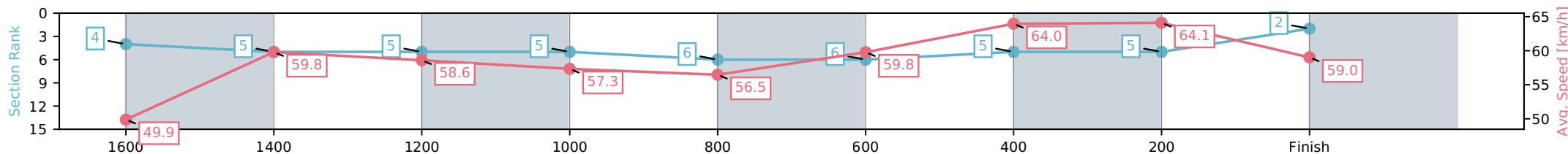
Race 5: LORD MAYOR'S CUP - 1800m

30 May 2026 - 2:04PM

Track Rating: Soft 5, Weather: Fine, Rail Position: True Entire Circuit



Section	L1800	L1600	L1400	L1200	L1000	L800	L600	L400	L200
Section Times	1:51.71 (0:14.38)	1:37.33 [4] (0:12.19)	1:25.14 [5] (0:12.34)	1:12.80 [5] (0:12.59)	1:00.21 [5] (0:12.99)	0:47.22 [6] (0:12.18)	0:35.04 [6] (0:11.41)	0:23.63 [5] (0:11.24)	0:12.39 [5] (0:12.39)
Average Speed [km/h]	49.9	59.8	58.6	57.3	56.5	59.8	64.0	64.1	59.0
Top Speed [km/h]	58.8	60.4	59.6	58.1	58.2	62.3	65.0	65.8	63.1
Avg. Dist. to Rail [m]	2.4	3.5	4.1	5.0	3.9	2.2	2.9	11.0	13.4
Avg. Stride Freq. [Hz]	2.3	2.3	2.3	2.2	2.2	2.3	2.4	2.5	2.5
Avg. Stride Length [m]	6.3	7.3	7.3	7.4	7.2	7.3	7.5	7.3	6.9



- [ ] Ranking at each section and finish
- :-:- No data available at this section
- NA No data available

Horse/Jockey Name	Future History/Nash Rawiller
Finish Rank	3
Fastest Section Time (Section)	0:11.41 (400-200)
Top Speed [km/h] (Section)	64.7 (400-200)
Race State	Finished



Eagle Farm QLD --Professional-2026-05-30

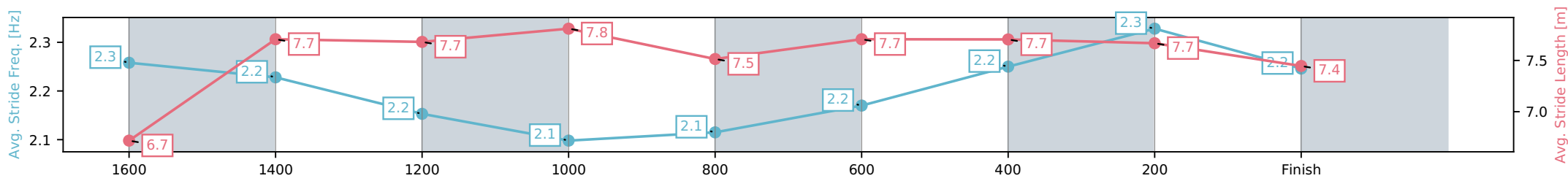
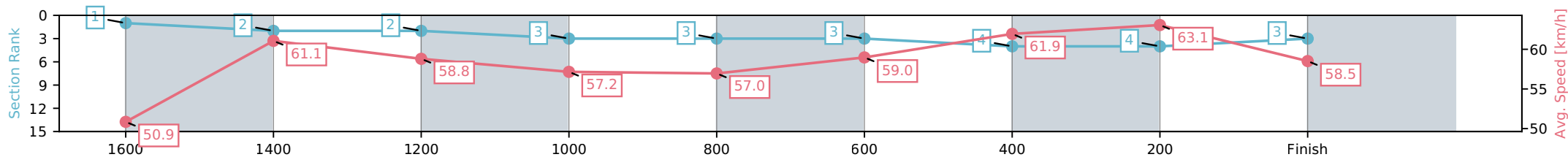
Race 5: LORD MAYOR'S CUP - 1800m

30 May 2026 - 2:04PM

Track Rating: Soft 5, Weather: Fine, Rail Position: True Entire Circuit



Section	L1800	L1600	L1400	L1200	L1000	L800	L600	L400	L200
Section Times	1:51.74 (0:14.14)	1:37.60 [1] (0:11.90)	1:25.70 [2] (0:12.27)	1:13.44 [2] (0:12.62)	1:00.81 [3] (0:12.84)	0:47.97 [3] (0:12.33)	0:35.64 [3] (0:11.78)	0:23.86 [4] (0:11.41)	0:12.45 [4] (0:12.45)
Average Speed [km/h]	50.9	61.1	58.8	57.2	57.0	59.0	61.9	63.1	58.5
Top Speed [km/h]	60.6	61.8	59.7	57.8	58.1	59.9	63.9	64.7	61.4
Avg. Dist. to Rail [m]	3.6	2.6	2.6	3.5	3.0	2.5	2.6	7.7	9.6
Avg. Stride Freq. [Hz]	2.3	2.2	2.2	2.1	2.1	2.2	2.2	2.3	2.2
Avg. Stride Length [m]	6.7	7.7	7.7	7.8	7.5	7.7	7.7	7.7	7.4

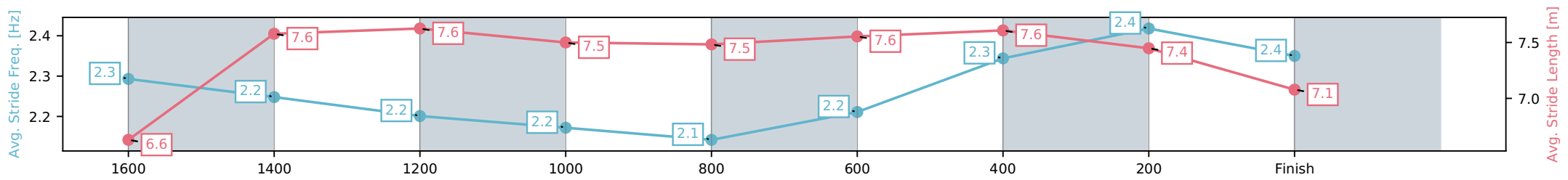
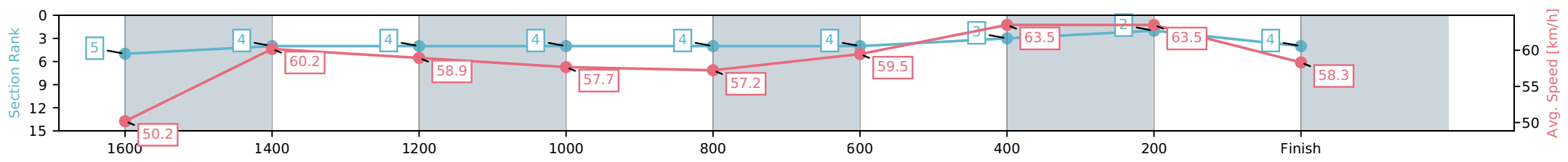


- [ ] Ranking at each section and finish
- :-:- No data available at this section
- NA No data available

Horse/Jockey Name	Encoder/Jason Collett
Finish Rank	4
Fastest Section Time (Section)	0:11.35 (400-200)
Top Speed [km/h] (Section)	65.0 (600-400)
Race State	Finished



Section	L1800	L1600	L1400	L1200	L1000	L800	L600	L400	L200
Section Times	1:51.85 (0:14.38)	1:37.47 [5] (0:12.06)	1:25.41 [4] (0:12.26)	1:13.14 [4] (0:12.49)	1:00.66 [4] (0:12.79)	0:47.86 [4] (0:12.31)	0:35.55 [4] (0:11.58)	0:23.97 [3] (0:11.35)	0:12.62 [2] (0:12.62)
Average Speed [km/h]	50.2	60.2	58.9	57.7	57.2	59.5	63.5	63.5	58.3
Top Speed [km/h]	59.4	60.9	60.1	58.5	59.0	61.3	65.0	64.7	61.7
Avg. Dist. to Rail [m]	4.4	2.3	2.7	3.8	3.4	3.2	4.6	10.6	12.1
Avg. Stride Freq. [Hz]	2.3	2.2	2.2	2.2	2.1	2.2	2.3	2.4	2.4
Avg. Stride Length [m]	6.6	7.6	7.6	7.5	7.5	7.6	7.6	7.4	7.1



[ ] Ranking at each section and finish  
 -.-.- No data available at this section  
 NA No data available

Horse/Jockey Name	Golden Path/Jordan Childs
Finish Rank	5
Fastest Section Time (Section)	0:11.68 (400-200)
Top Speed [km/h] (Section)	63.7 (400-200)
Race State	Finished



Eagle Farm QLD --Professional-2026-05-30

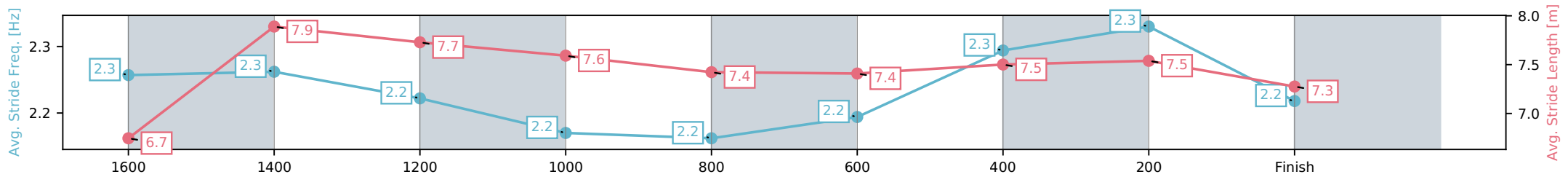
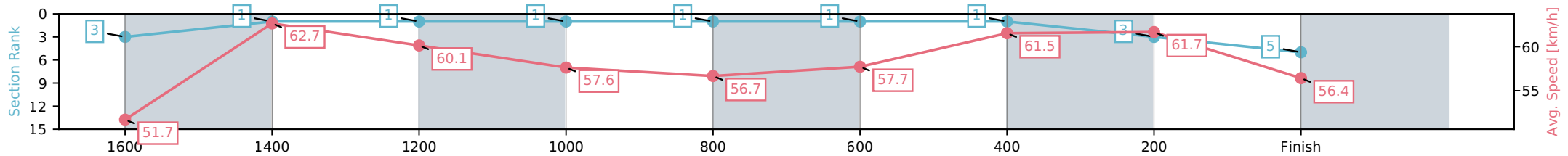
Race 5: LORD MAYOR'S CUP - 1800m

30 May 2026 - 2:04PM

Track Rating: Soft 5, Weather: Fine, Rail Position: True Entire Circuit



Section	L1800	L1600	L1400	L1200	L1000	L800	L600	L400	L200
Section Times	1:52.15 (0:14.19)	1:37.96 [3] (0:11.74)	1:26.22 [1] (0:11.99)	1:14.23 [1] (0:12.52)	1:01.70 [1] (0:12.82)	0:48.88 [1] (0:12.55)	0:36.34 [1] (0:11.78)	0:24.56 [1] (0:11.68)	0:12.88 [3] (0:12.88)
Average Speed [km/h]	51.7	62.7	60.1	57.6	56.7	57.7	61.5	61.7	56.4
Top Speed [km/h]	63.1	63.5	62.9	58.8	57.3	59.3	63.4	63.7	59.5
Avg. Dist. to Rail [m]	8.3	5.8	2.9	2.9	1.9	1.3	1.5	3.9	4.9
Avg. Stride Freq. [Hz]	2.3	2.3	2.2	2.2	2.2	2.2	2.3	2.3	2.2
Avg. Stride Length [m]	6.7	7.9	7.7	7.6	7.4	7.4	7.5	7.5	7.3



- [ ] Ranking at each section and finish
- :-:- No data available at this section
- NA No data available

Horse/Jockey Name	Tavi Time/Tommy Berry
Finish Rank	6
Fastest Section Time (Section)	0:11.16 (400-200)
Top Speed [km/h] (Section)	67.3 (400-200)
Race State	Finished



Eagle Farm QLD --Professional-2026-05-30

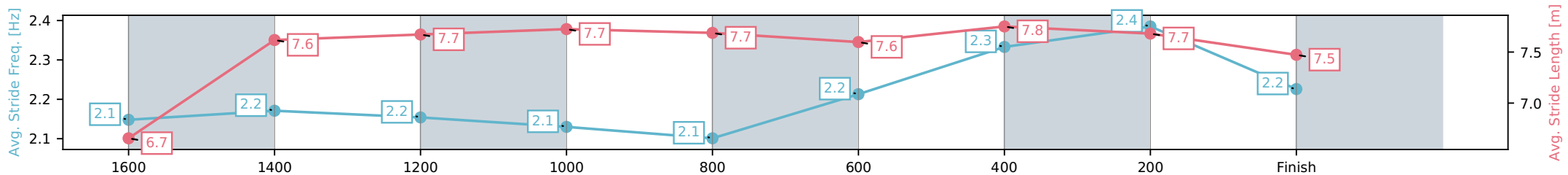
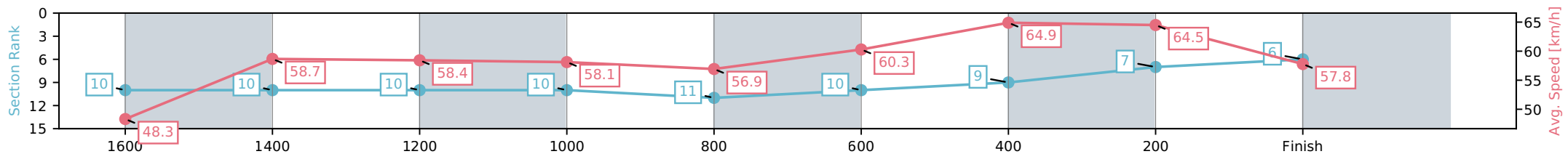
Race 5: LORD MAYOR'S CUP - 1800m

30 May 2026 - 2:04PM

Track Rating: Soft 5, Weather: Fine, Rail Position: True Entire Circuit



Section	L1800	L1600	L1400	L1200	L1000	L800	L600	L400	L200
Section Times	1:52.30 (0:15.08)	1:37.22 [10] (0:12.42)	1:24.81 [10] (0:12.36)	1:12.45 [10] (0:12.40)	1:00.05 [10] (0:12.86)	0:47.19 [11] (0:12.11)	0:35.08 [10] (0:11.39)	0:23.69 [9] (0:11.16)	0:12.53 [7] (0:12.53)
Average Speed [km/h]	48.3	58.7	58.4	58.1	56.9	60.3	64.9	64.5	57.8
Top Speed [km/h]	57.1	59.3	58.8	59.6	58.1	62.1	66.7	67.3	61.8
Avg. Dist. to Rail [m]	6.9	2.9	3.0	3.6	3.2	2.9	5.4	12.7	12.8
Avg. Stride Freq. [Hz]	2.1	2.2	2.2	2.1	2.1	2.2	2.3	2.4	2.2
Avg. Stride Length [m]	6.7	7.6	7.7	7.7	7.7	7.6	7.8	7.7	7.5



- [ ] Ranking at each section and finish
- :-:- No data available at this section
- NA No data available

Horse/Jockey Name	Miss Joelene/Cejay Graham
Finish Rank	7
Fastest Section Time (Section)	0:11.36 (400-200)
Top Speed [km/h] (Section)	65.4 (400-200)
Race State	Finished



Eagle Farm QLD --Professional-2026-05-30

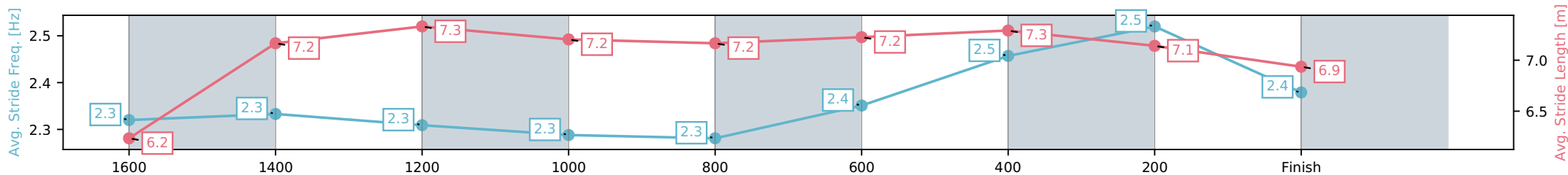
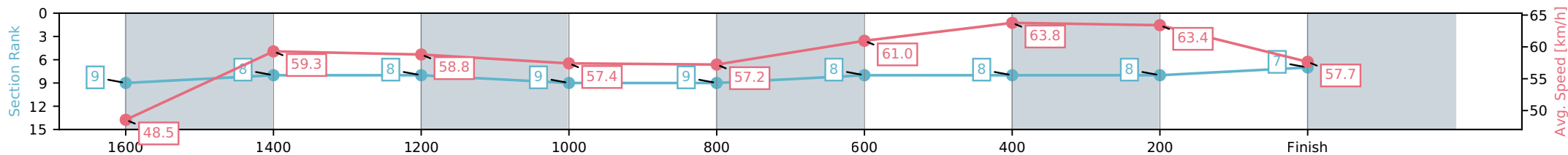
Race 5: LORD MAYOR'S CUP - 1800m

30 May 2026 - 2:04PM

Track Rating: Soft 5, Weather: Fine, Rail Position: True Entire Circuit



Section	L1800	L1600	L1400	L1200	L1000	L800	L600	L400	L200
Section Times	1:52.49 (0:14.94)	1:37.56 [9] (0:12.26)	1:25.30 [8] (0:12.31)	1:12.99 [8] (0:12.54)	1:00.44 [9] (0:12.81)	0:47.64 [9] (0:12.04)	0:35.59 [8] (0:11.70)	0:23.89 [8] (0:11.36)	0:12.54 [8] (0:12.54)
Average Speed [km/h]	48.5	59.3	58.8	57.4	57.2	61.0	63.8	63.4	57.7
Top Speed [km/h]	57.7	60.6	59.4	59.2	58.1	63.9	64.5	65.4	61.2
Avg. Dist. to Rail [m]	5.9	2.9	3.0	4.0	3.5	4.4	7.0	11.5	10.0
Avg. Stride Freq. [Hz]	2.3	2.3	2.3	2.3	2.3	2.4	2.5	2.5	2.4
Avg. Stride Length [m]	6.2	7.2	7.3	7.2	7.2	7.2	7.3	7.1	6.9



- [ ] Ranking at each section and finish
- :-:- No data available at this section
- NA No data available

Horse/Jockey Name	Depth Of Character/Mark Zahra
Finish Rank	8
Fastest Section Time (Section)	0:11.49 (400-200)
Top Speed [km/h] (Section)	64.1 (600-400)
Race State	Finished



Eagle Farm QLD --Professional-2026-05-30

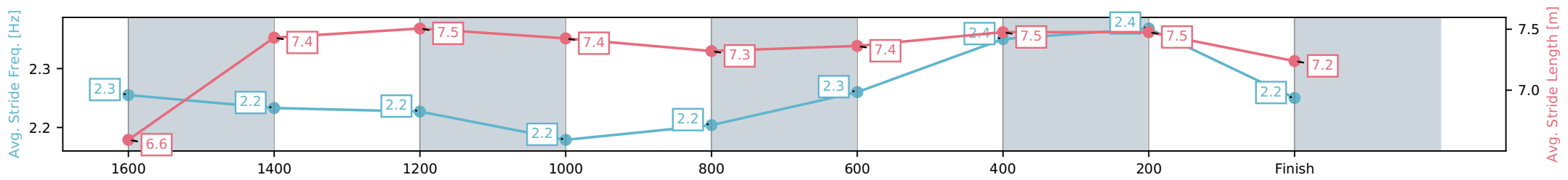
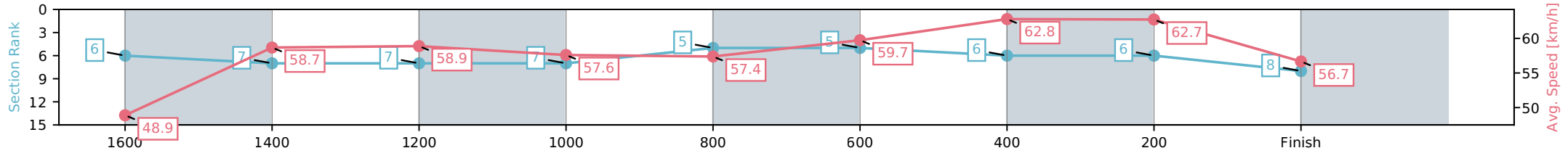
Race 5: LORD MAYOR'S CUP - 1800m

30 May 2026 - 2:04PM

Track Rating: Soft 5, Weather: Fine, Rail Position: True Entire Circuit



Section	L1800	L1600	L1400	L1200	L1000	L800	L600	L400	L200
Section Times	1:52.58 (0:14.64)	1:37.94 [6] (0:12.30)	1:25.64 [7] (0:12.25)	1:13.38 [7] (0:12.52)	1:00.86 [7] (0:12.72)	0:48.14 [5] (0:12.19)	0:35.94 [5] (0:11.64)	0:24.31 [6] (0:11.49)	0:12.82 [6] (0:12.82)
Average Speed [km/h]	48.9	58.7	58.9	57.6	57.4	59.7	62.8	62.7	56.7
Top Speed [km/h]	58.0	59.7	59.9	58.2	58.3	61.0	64.1	64.0	60.9
Avg. Dist. to Rail [m]	1.1	1.0	1.9	3.5	2.9	2.4	3.2	8.3	8.3
Avg. Stride Freq. [Hz]	2.3	2.2	2.2	2.2	2.2	2.3	2.4	2.4	2.2
Avg. Stride Length [m]	6.6	7.4	7.5	7.4	7.3	7.4	7.5	7.5	7.2



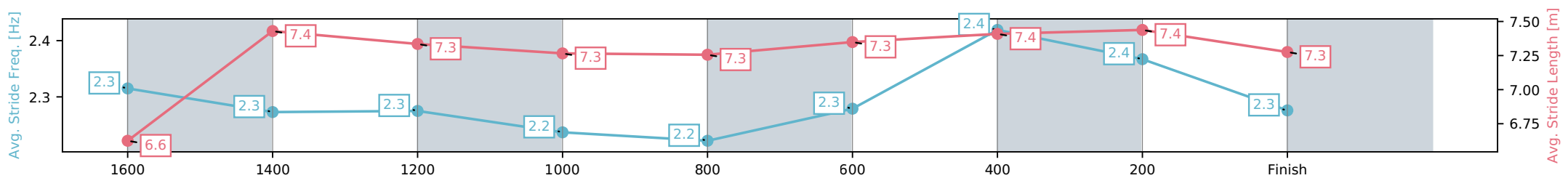
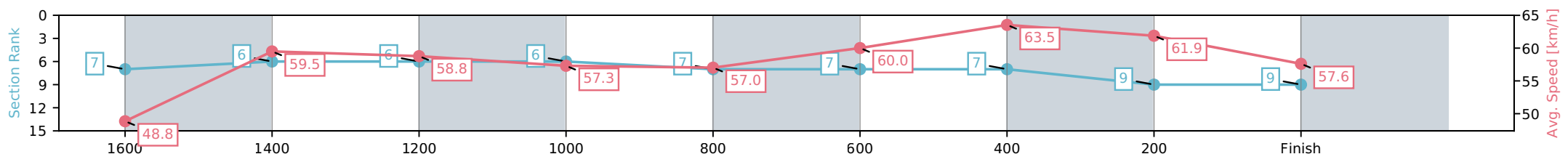
Report Created: Sat 30 May 2026 (Note: Timing is based on positional data)

- [ ] Ranking at each section and finish
- :-:- No data available at this section
- NA No data available

Horse/Jockey Name	Prince Levi/Mark Du Plessis
Finish Rank	9
Fastest Section Time (Section)	0:11.65 (400-200)
Top Speed [km/h] (Section)	64.4 (600-400)
Race State	Finished



Section	L1800	L1600	L1400	L1200	L1000	L800	L600	L400	L200
Section Times	1:52.71 (0:14.66)	1:38.05 [7] (0:12.19)	1:25.86 [6] (0:12.27)	1:13.59 [6] (0:12.60)	1:01.00 [6] (0:12.89)	0:48.11 [7] (0:12.17)	0:35.94 [7] (0:11.67)	0:24.27 [7] (0:11.65)	0:12.62 [9] (0:12.62)
Average Speed [km/h]	48.8	59.5	58.8	57.3	57.0	60.0	63.5	61.9	57.6
Top Speed [km/h]	58.3	60.1	60.3	58.6	57.8	63.6	64.4	63.7	59.8
Avg. Dist. to Rail [m]	2.6	2.0	2.6	4.0	3.8	3.3	6.0	11.6	11.7
Avg. Stride Freq. [Hz]	2.3	2.3	2.3	2.2	2.2	2.3	2.4	2.4	2.3
Avg. Stride Length [m]	6.6	7.4	7.3	7.3	7.3	7.3	7.4	7.4	7.3



[ ] Ranking at each section and finish  
 -.-.- No data available at this section  
 NA No data available

Horse/Jockey Name	Knight's Choice/Robbie Dolan
Finish Rank	10
Fastest Section Time (Section)	0:11.51 (400-200)
Top Speed [km/h] (Section)	64.7 (400-200)
Race State	Finished



Eagle Farm QLD --Professional-2026-05-30

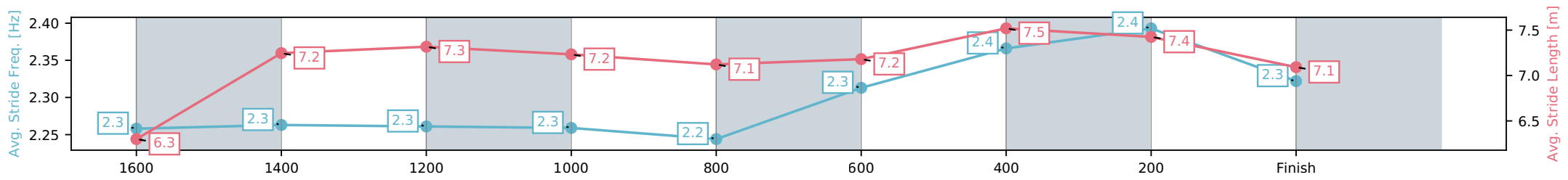
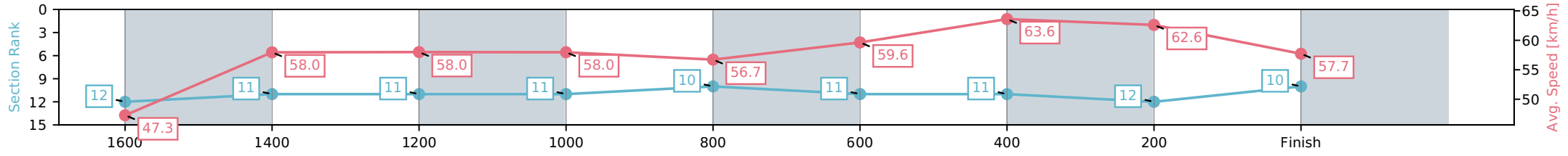
Race 5: LORD MAYOR'S CUP - 1800m

30 May 2026 - 2:04PM

Track Rating: Soft 5, Weather: Fine, Rail Position: True Entire Circuit



Section	L1800	L1600	L1400	L1200	L1000	L800	L600	L400	L200
Section Times	1:52.73 (0:15.33)	1:37.40 [12] (0:12.32)	1:25.07 [11] (0:12.40)	1:12.67 [11] (0:12.40)	1:00.26 [11] (0:12.64)	0:47.63 [10] (0:12.16)	0:35.47 [11] (0:11.61)	0:23.86 [11] (0:11.51)	0:12.34 [12] (0:12.34)
Average Speed [km/h]	47.3	58.0	58.0	58.0	56.7	59.6	63.6	62.6	57.7
Top Speed [km/h]	59.3	58.8	58.8	59.8	57.8	62.4	64.4	64.7	60.3
Avg. Dist. to Rail [m]	6.6	2.3	2.4	1.1	0.9	1.4	5.2	14.4	17.7
Avg. Stride Freq. [Hz]	2.3	2.3	2.3	2.3	2.2	2.3	2.4	2.4	2.3
Avg. Stride Length [m]	6.3	7.2	7.3	7.2	7.1	7.2	7.5	7.4	7.1



[ ] Ranking at each section and finish  
 -:-:- No data available at this section  
 NA No data available

Horse/Jockey Name	Demon Darb/Kerrin McEvoy
Finish Rank	11
Fastest Section Time (Section)	0:11.60 (400-200)
Top Speed [km/h] (Section)	64.2 (600-400)
Race State	Finished



Eagle Farm QLD --Professional-2026-05-30

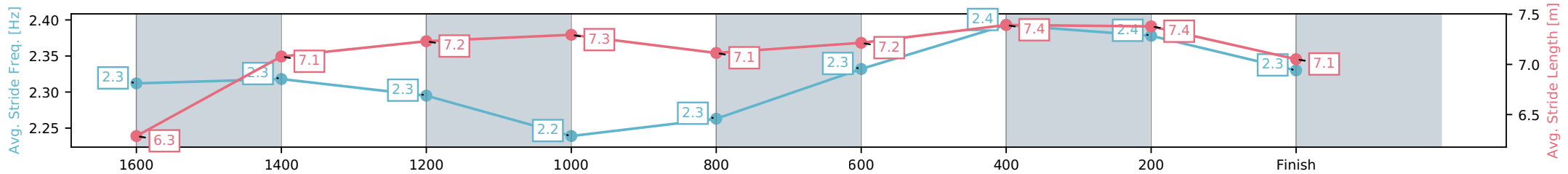
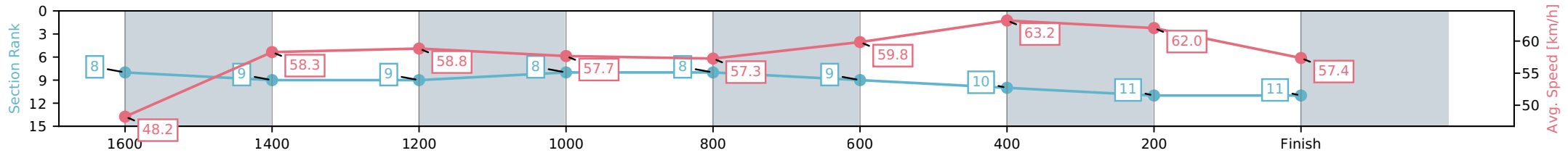
Race 5: LORD MAYOR'S CUP - 1800m

30 May 2026 - 2:04PM

Track Rating: Soft 5, Weather: Fine, Rail Position: True Entire Circuit



Section	L1800	L1600	L1400	L1200	L1000	L800	L600	L400	L200
Section Times	1:52.79 (0:14.86)	1:37.93 [8] (0:12.41)	1:25.52 [9] (0:12.28)	1:13.24 [9] (0:12.49)	1:00.76 [8] (0:12.74)	0:48.02 [8] (0:12.24)	0:35.78 [9] (0:11.74)	0:24.04 [10] (0:11.60)	0:12.44 [11] (0:12.44)
Average Speed [km/h]	48.2	58.3	58.8	57.7	57.3	59.8	63.2	62.0	57.4
Top Speed [km/h]	57.5	58.9	59.6	59.0	57.8	61.6	64.2	64.1	60.6
Avg. Dist. to Rail [m]	2.9	1.2	2.5	2.9	2.5	3.9	5.9	11.3	12.0
Avg. Stride Freq. [Hz]	2.3	2.3	2.3	2.2	2.3	2.3	2.4	2.4	2.3
Avg. Stride Length [m]	6.3	7.1	7.2	7.3	7.1	7.2	7.4	7.4	7.1



- [ ] Ranking at each section and finish
- :-:- No data available at this section
- NA No data available

Horse/Jockey Name	Mahagoni/Michael Rodd
Finish Rank	12
Fastest Section Time (Section)	0:11.34 (400-200)
Top Speed [km/h] (Section)	66.0 (400-200)
Race State	Finished



Eagle Farm QLD --Professional-2026-05-30

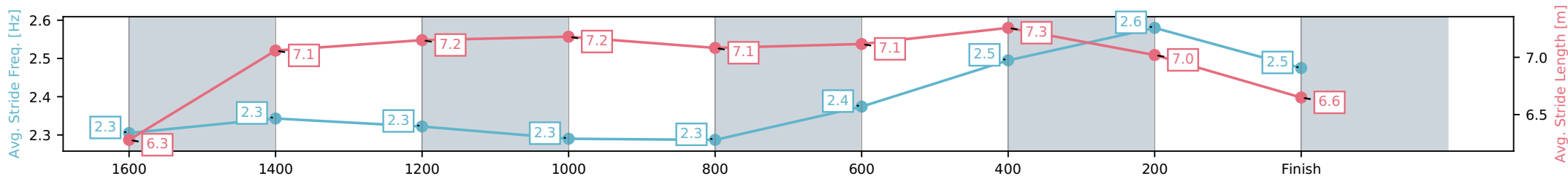
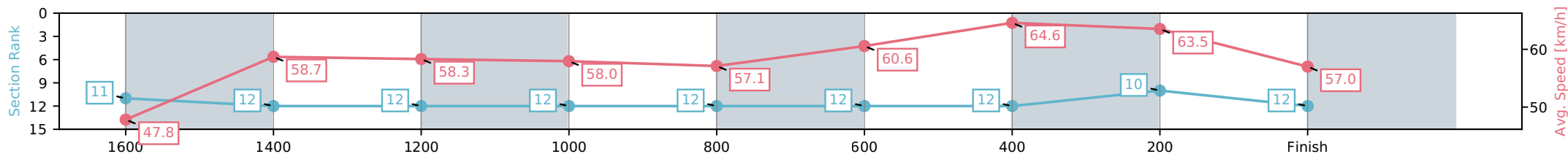
Race 5: LORD MAYOR'S CUP - 1800m

30 May 2026 - 2:04PM

Track Rating: Soft 5, Weather: Fine, Rail Position: True Entire Circuit



Section	L1800	L1600	L1400	L1200	L1000	L800	L600	L400	L200
Section Times	1:52.93 (0:15.29)	1:37.64 [11] (0:12.41)	1:25.24 [12] (0:12.39)	1:12.84 [12] (0:12.44)	1:00.40 [12] (0:12.86)	0:47.54 [12] (0:12.05)	0:35.50 [12] (0:11.48)	0:24.02 [12] (0:11.34)	0:12.68 [10] (0:12.68)
Average Speed [km/h]	47.8	58.7	58.3	58.0	57.1	60.6	64.6	63.5	57.0
Top Speed [km/h]	56.6	60.5	59.2	59.6	58.6	62.9	65.4	66.0	60.7
Avg. Dist. to Rail [m]	8.4	3.2	3.5	4.5	3.7	2.7	6.0	14.7	14.0
Avg. Stride Freq. [Hz]	2.3	2.3	2.3	2.3	2.3	2.4	2.5	2.6	2.5
Avg. Stride Length [m]	6.3	7.1	7.2	7.2	7.1	7.1	7.3	7.0	6.6

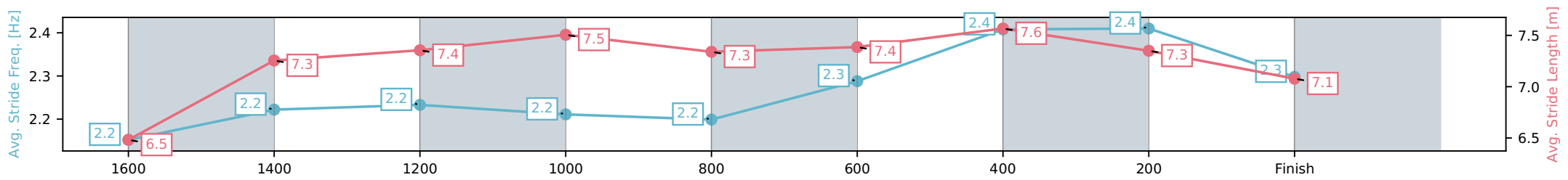
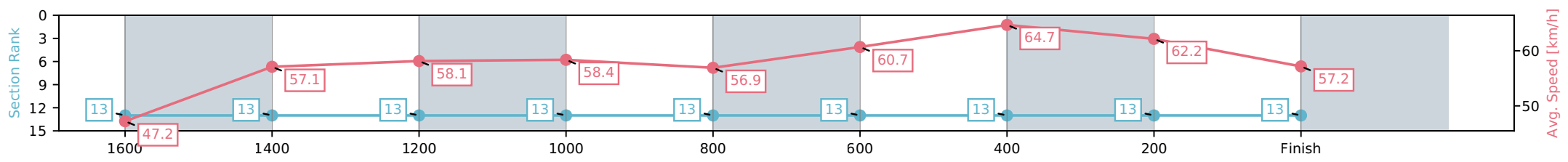


- [ ] Ranking at each section and finish
- :-:- No data available at this section
- NA No data available

Horse/Jockey Name	Jenni Moreese/Corey Sutherland
Finish Rank	13
Fastest Section Time (Section)	0:11.43 (600-400)
Top Speed [km/h] (Section)	65.4 (600-400)
Race State	Finished



Section	L1800	L1600	L1400	L1200	L1000	L800	L600	L400	L200
Section Times	1:53.26 (0:15.46)	1:37.80 [13] (0:12.65)	1:25.15 [13] (0:12.40)	1:12.75 [13] (0:12.35)	1:00.40 [13] (0:12.78)	0:47.62 [13] (0:11.98)	0:35.64 [13] (0:11.43)	0:24.21 [13] (0:11.60)	0:12.61 [13] (0:12.61)
Average Speed [km/h]	47.2	57.1	58.1	58.4	56.9	60.7	64.7	62.2	57.2
Top Speed [km/h]	59.0	58.5	59.5	60.1	58.3	64.1	65.4	64.1	59.7
Avg. Dist. to Rail [m]	8.4	0.9	1.7	2.3	1.6	2.2	5.7	14.1	13.1
Avg. Stride Freq. [Hz]	2.2	2.2	2.2	2.2	2.2	2.3	2.4	2.4	2.3
Avg. Stride Length [m]	6.5	7.3	7.4	7.5	7.3	7.4	7.6	7.3	7.1



[ ] Ranking at each section and finish  
 -:-:- No data available at this section  
 NA No data available



# Eagle Farm QLD

## Race 6: MULLINS LAWYERS FRED BEST CLASSIC - 1400m

30 May 2026 - 2:39PM



BRISBANE  
RACING CLUB

Track Rating: Soft 5, Weather: Fine, Rail Position: True Entire Circuit

Field Times (Race Tempo)      1:23.46 (0:13.19)    1:10.27 (0:10.82)    0:59.45 (0:11.86)    0:47.59 (0:11.84)    0:35.76 (0:11.62)    0:24.13 (0:11.54)    0:12.59 (0:12.59)

Rank	TAB#	Horse	Overall Time	First 400m	Top Speed km/h (Section)	L1400	L1200	L1000	L800	L600	L400	L200	
	(BAR#)	Jockey	Margin (DT-W)	Last 600m	Fastest Section (Time)	Start - 1200	1200 - 1000	1000 - 800	800 - 600	600 - 400	400 - 200	200 - Finish	
1	15	Regal Award	1:23.46	0:24.33	67.9 (1400 - 1200)	1:23.46	1:10.15 [3]	0:59.13 [3]	0:47.38 [3]	0:35.54 [3]	0:24.03 [3]	0:12.56 [2]	
	(14)	Lachlan Neindorf		0:35.54	1200-1000 (0:11.02)	(0:13.31)	(0:11.02)	(0:11.75)	(0:11.84)	(0:11.51)	(0:11.47)	(0:12.56)	
2	4	Skyhook	1:23.64	0:24.03	69.5 (1400 - 1200)	1:23.64	1:10.39 [2]	0:59.62 [2]	0:47.64 [2]	0:35.81 [2]	0:24.31 [1]	0:12.77 [1]	
	(18)	Joshua Parr	1.1L (-5)	0:35.80	1200-1000 (0:10.78)	(0:13.25)	(0:10.78)	(0:11.97)	(0:11.84)	(0:11.49)	(0:11.54)	(0:12.77)	
3	17	Within The Law	1:23.76	0:25.46	66.3 (400-200)	1:23.76	1:09.69 [14]	0:58.30 [14]	0:46.55 [15]	0:34.74 [17]	0:23.34 [17]	0:12.20 [14]	
	(11)	Tommy Berry	1.8L (-7)	0:34.73	400-200 (0:11.13)	(0:14.07)	(0:11.39)	(0:11.75)	(0:11.81)	(0:11.40)	(0:11.13)	(0:12.20)	
4	5	Brave Monarch	1:23.80	0:24.82	66.9 (1200-1000)	1:23.80	1:09.97 [10]	0:58.98 [9]	0:47.21 [9]	0:35.46 [9]	0:24.06 [8]	0:12.73 [4]	
	(4)	Martin Harley	2.0L (-5)	0:35.46	1200-1000 (0:10.99)	(0:13.83)	(0:10.99)	(0:11.77)	(0:11.75)	(0:11.40)	(0:11.33)	(0:12.73)	
5	2	Sixties	1:23.81	0:25.30	66.1 (1400 - 1200)	1:23.81	1:09.76 [13]	0:58.51 [13]	0:46.83 [13]	0:35.16 [13]	0:23.70 [13]	0:12.48 [9]	
	(13)	Jamie Melham	2.0L (-1)	0:35.16	400-200 (0:11.22)	(0:14.05)	(0:11.25)	(0:11.68)	(0:11.67)	(0:11.46)	(0:11.22)	(0:12.48)	
6	19	Platinum Pantheon	1:23.83	0:25.50	65.9 (1200-1000)	1:23.83	1:09.57 [17]	0:58.33 [15]	0:46.53 [16]	0:34.88 [15]	0:23.46 [16]	0:12.18 [16]	
	(10)	Mark Du Plessis	2.1L (-4)	0:34.88	1200-1000 (0:11.24)	(0:14.26)	(0:11.24)	(0:11.80)	(0:11.66)	(0:11.42)	(0:11.28)	(0:12.18)	
7	7	Estremo	1:23.90	0:24.66	66.5 (1200-1000)	1:23.90	1:10.34 [6]	0:59.24 [6]	0:47.39 [6]	0:35.73 [6]	0:24.35 [5]	0:12.88 [3]	
	(5)	James McDonald	2.6L (-6)	0:35.72	1200-1000 (0:11.10)	(0:13.56)	(0:11.10)	(0:11.86)	(0:11.66)	(0:11.38)	(0:11.46)	(0:12.88)	
8	6	Wodeton	1:24.08	0:25.01	68.3 (1400 - 1200)	1:24.08	1:10.16 [12]	0:59.07 [10]	0:47.39 [11]	0:35.62 [11]	0:24.09 [11]	0:12.79 [8]	
	(16)	Kerrin McEvoy	3.6L (+2)	0:35.61	1200-1000 (0:11.09)	(0:13.92)	(0:11.09)	(0:11.68)	(0:11.78)	(0:11.52)	(0:11.30)	(0:12.79)	
9	13	Burma Star	1:24.10	0:24.72	65.6 (1200-1000)	1:24.10	1:10.48 [7]	0:59.38 [7]	0:47.59 [6]	0:35.85 [8]	0:24.40 [7]	0:12.98 [6]	
	(2)	Ryan Maloney	3.8L (-9)	0:35.85	1200-1000 (0:11.10)	(0:13.62)	(0:11.10)	(0:11.80)	(0:11.74)	(0:11.45)	(0:11.42)	(0:12.98)	
10	18	Artistic Venture	1:24.31	0:25.14	65.4 (600-400)	1:24.31	1:10.40 [11]	0:59.17 [12]	0:47.55 [12]	0:35.77 [12]	0:24.28 [12]	0:12.93 [11]	
	(7)	Ben Thompson	5.0L (-1)	0:35.76	1200-1000 (0:11.23)	(0:13.91)	(0:11.23)	(0:11.62)	(0:11.78)	(0:11.48)	(0:11.35)	(0:12.93)	

Scratched: Hidden Achievement (#10), Cellarmaster (#16), Spanish Treasure (#21), I Am Carrot (#22), Kohler Kid (#23)

Report Created: Sat 30 May 2026

(Note: Races are conducted over an approximate distance as close as possible to the advertised distance, and recorded data may vary accordingly. Official times refer to race times only and do not include handicap times.)

[ ] Position in running at each section and finish    TAB# Saddle cloth number  
 -:-:- No data available at this section                    BAR# Barrier/Gate Position  
 NA No data available    DNF Did not finish  
 DNT Did not track     DT-W Distance travelled compared to winner in metres

Fastest split  
 Fastest section

data processed by TRIPLES DATA



# Eagle Farm QLD

## Race 6: MULLINS LAWYERS FRED BEST CLASSIC - 1400m

30 May 2026 - 2:39PM



BRISBANE  
RACING CLUB

Track Rating: Soft 5, Weather: Fine, Rail Position: True Entire Circuit

Field Times  
(Race Tempo)

1:23.46	1:10.27	0:59.45	0:47.59	0:35.76	0:24.13	0:12.59
(0:13.19)	(0:10.82)	(0:11.86)	(0:11.84)	(0:11.62)	(0:11.54)	(0:12.59)

Rank	TAB#	Horse	Overall Time	First 400m	Top Speed km/h (Section)	L1400	L1200	L1000	L800	L600	L400	L200	
	(BAR#)	Jockey	Margin (DT-W)	Last 600m	Fastest Section (Time)	Start - 1200	1200 - 1000	1000 - 800	800 - 600	600 - 400	400 - 200	200 - Finish	
11	1	Grafterburners	1:24.44	0:24.01	68.4 (1200-1000)	1:24.44	1:11.25 [1]	1:00.43 [1]	0:48.58 [1]	0:36.74 [1]	0:25.02 [2]	0:13.32 [5]	
	(15)	Adam Hyeronimus	5.7L (-6)	0:36.73	1200-1000 (0:10.82)	(0:13.19)	(0:10.82)	(0:11.86)	(0:11.84)	(0:11.71)	(0:11.70)	(0:13.32)	
12	3	Beadman	1:24.45	0:24.74	67.1 (400-200)	1:24.45	1:10.81 [8]	0:59.71 [8]	0:47.94 [8]	0:36.22 [7]	0:24.67 [9]	0:13.31 [7]	
	(6)	Mark Zahra	5.8L (+4)	0:36.23	1200-1000 (0:11.10)	(0:13.64)	(0:11.10)	(0:11.78)	(0:11.71)	(0:11.56)	(0:11.36)	(0:13.31)	
13	8	Navy Pilot	1:24.57	0:25.04	65.1 (1200-1000)	1:24.57	1:10.75 [9]	0:59.53 [11]	0:47.89 [10]	0:36.12 [10]	0:24.68 [10]	0:13.20 [10]	
	(1)	Ben Melham	6.5L (-10)	0:36.12	1200-1000 (0:11.22)	(0:13.82)	(0:11.22)	(0:11.64)	(0:11.77)	(0:11.44)	(0:11.48)	(0:13.20)	
14	11	Call Da Vinci	1:24.68	0:25.56	65.9 (400-200)	1:24.68	1:10.52 [16]	0:59.12 [17]	0:47.27 [17]	0:35.69 [16]	0:24.36 [14]	0:13.08 [15]	
	(12)	Kyle Wilson-Taylor	7.2L (-2)	0:35.69	400-200 (0:11.28)	(0:14.16)	(0:11.40)	(0:11.84)	(0:11.59)	(0:11.33)	(0:11.28)	(0:13.08)	
15	20	Wootton Lass	1:25.05	0:24.52	66.4 (1200-1000)	1:25.05	1:11.65 [5]	1:00.52 [5]	0:48.74 [5]	0:36.88 [5]	0:25.36 [6]	0:13.57 [13]	
	(3)	Tom Sherry	9.3L (-9)	0:36.88	1200-1000 (0:11.12)	(0:13.40)	(0:11.12)	(0:11.79)	(0:11.85)	(0:11.53)	(0:11.78)	(0:13.57)	
16	9	Fabulantes	1:25.09	0:25.54	64.8 (600-400)	1:25.09	1:10.97 [15]	0:59.55 [16]	0:47.90 [14]	0:36.22 [14]	0:24.76 [15]	0:13.14 [17]	
	(8)	Brad Rawiller	9.6L (-9)	0:36.22	1200-1000 (0:11.42)	(0:14.12)	(0:11.42)	(0:11.65)	(0:11.68)	(0:11.46)	(0:11.62)	(0:13.14)	
17	14	Skyglider	1:25.14	0:25.93	64.4 (400-200)	1:25.14	1:10.63 [18]	0:59.21 [18]	0:47.66 [18]	0:36.03 [18]	0:24.53 [18]	0:12.95 [18]	
	(17)	Tim Clark	9.9L (-11)	0:36.03	1200-1000 (0:11.42)	(0:14.51)	(0:11.42)	(0:11.54)	(0:11.63)	(0:11.50)	(0:11.58)	(0:12.95)	
18	12	Hillier	1:25.21	0:24.39	68.0 (1200-1000)	1:25.21	1:11.84 [4]	1:00.83 [4]	0:48.97 [4]	0:37.17 [4]	0:25.70 [4]	0:13.80 [12]	
	(9)	Nash Rawiller	10.3L (-6)	0:37.17	1200-1000 (0:11.02)	(0:13.37)	(0:11.02)	(0:11.85)	(0:11.80)	(0:11.47)	(0:11.90)	(0:13.80)	

Scratched: Hidden Achievement (#10), Cellarmaster (#16), Spanish Treasure (#21), I Am Carrot (#22), Kohler Kid (#23)

Report Created: Sat 30 May 2026

(Note: Races are conducted over an approximate distance as close as possible to the advertised distance, and recorded data may vary accordingly. Official times refer to race times only and do not include handicap times.)

[ ] Position in running at each section and finish  
 TAB# Saddle cloth number  
 -:--:-- No data available at this section  
 NA No data available  
 DNT Did not track

BAR# Barrier/Gate Position  
 DNF Did not finish  
 DT-W Distance travelled compared to winner in metres

Fastest split  
 Fastest section

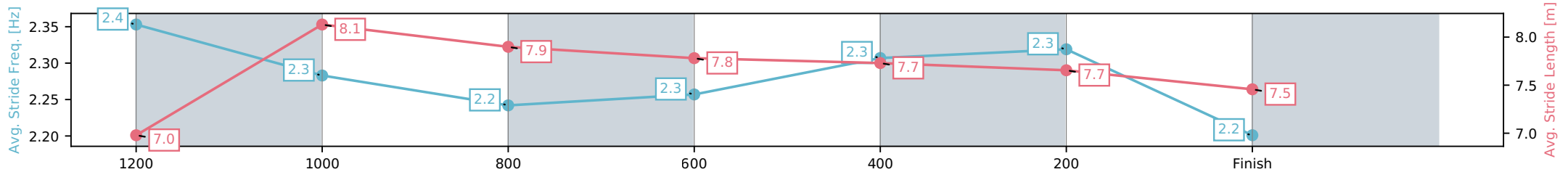
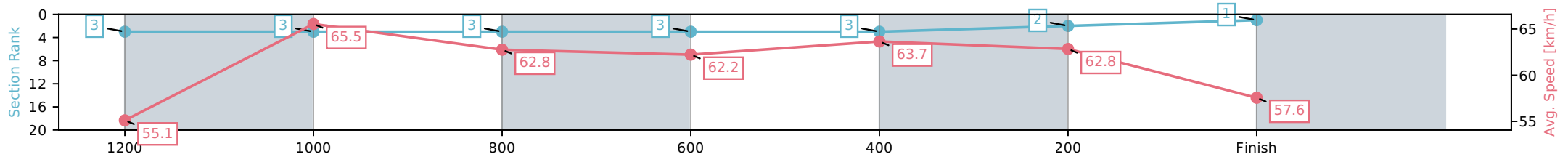
Horse/Jockey Name	Regal Award/Lachlan Neindorf
Finish Rank	1
Fastest Section Time (Section)	0:11.02 (1200-1000)
Top Speed [km/h] (Section)	67.9 (1400 - 1200)
Race State	Finished



Eagle Farm QLD --Professional-2026-05-30  
 Race 6: MULLINS LAWYERS FRED BEST CLASSIC - 1400m  
 30 May 2026 - 2:39PM  
 Track Rating: Soft 5, Weather: Fine, Rail Position: True Entire Circuit



Section	L1400	L1200	L1000	L800	L600	L400	L200
Section Times	1:23.46 (0:13.31)	1:10.15 [3] (0:11.02)	0:59.13 [3] (0:11.75)	0:47.38 [3] (0:11.84)	0:35.54 [3] (0:11.51)	0:24.03 [3] (0:11.47)	0:12.56 [2] (0:12.56)
Average Speed [km/h]	55.1	65.5	62.8	62.2	63.7	62.8	57.6
Top Speed [km/h]	67.9	66.8	63.7	62.6	64.7	64.6	60.8
Avg. Dist. to Rail [m]	9.9	5.5	4.9	4.8	3.7	10.0	10.6
Avg. Stride Freq. [Hz]	2.4	2.3	2.2	2.3	2.3	2.3	2.2
Avg. Stride Length [m]	7.0	8.1	7.9	7.8	7.7	7.7	7.5



- [ ] Ranking at each section and finish
- :-:- No data available at this section
- NA No data available

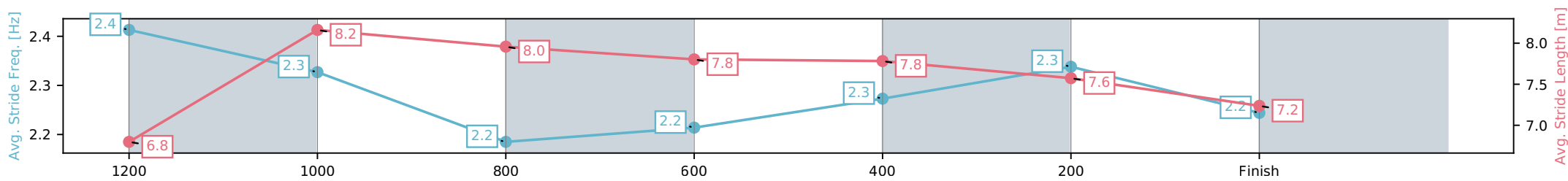
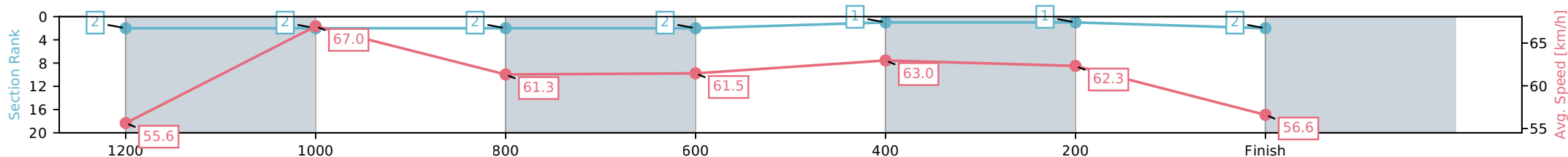
Horse/Jockey Name	Skyhook/Joshua Parr
Finish Rank	2
Fastest Section Time (Section)	0:10.78 (1200-1000)
Top Speed [km/h] (Section)	69.5 (1400 - 1200)
Race State	Finished



Eagle Farm QLD --Professional-2026-05-30  
 Race 6: MULLINS LAWYERS FRED BEST CLASSIC - 1400m  
 30 May 2026 - 2:39PM  
 Track Rating: Soft 5, Weather: Fine, Rail Position: True Entire Circuit



Section	L1400	L1200	L1000	L800	L600	L400	L200
Section Times	1:23.64 (0:13.25)	1:10.39 [2] (0:10.78)	0:59.62 [2] (0:11.97)	0:47.64 [2] (0:11.84)	0:35.81 [2] (0:11.49)	0:24.31 [1] (0:11.54)	0:12.77 [1] (0:12.77)
Average Speed [km/h]	55.6	67.0	61.3	61.5	63.0	62.3	56.6
Top Speed [km/h]	69.5	68.6	63.8	62.3	63.9	63.7	59.9
Avg. Dist. to Rail [m]	14.2	7.4	3.9	2.0	1.2	8.5	11.3
Avg. Stride Freq. [Hz]	2.4	2.3	2.2	2.2	2.3	2.3	2.2
Avg. Stride Length [m]	6.8	8.2	8.0	7.8	7.8	7.6	7.2



[ ] Ranking at each section and finish  
 -:-:- No data available at this section  
 NA No data available

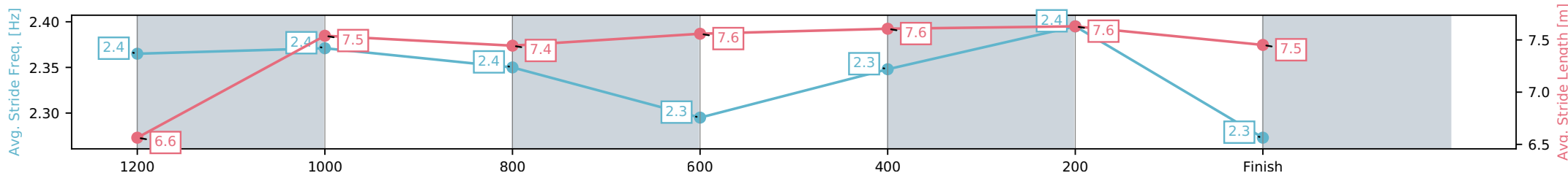
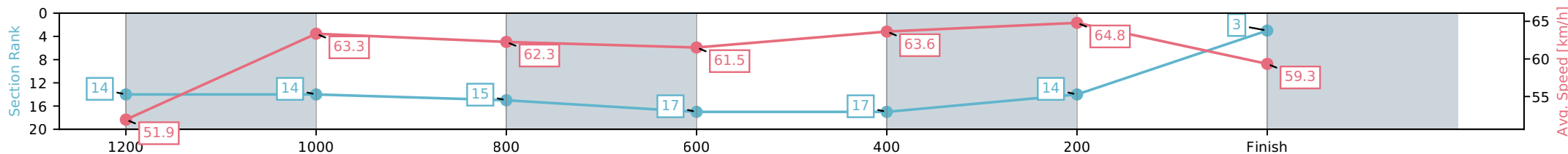
Horse/Jockey Name	Within The Law/Tommy Berry
Finish Rank	3
Fastest Section Time (Section)	0:11.13 (400-200)
Top Speed [km/h] (Section)	66.3 (400-200)
Race State	Finished



Eagle Farm QLD --Professional-2026-05-30  
 Race 6: MULLINS LAWYERS FRED BEST CLASSIC - 1400m  
 30 May 2026 - 2:39PM  
 Track Rating: Soft 5, Weather: Fine, Rail Position: True Entire Circuit



Section	L1400	L1200	L1000	L800	L600	L400	L200
Section Times	1:23.76 (0:14.07)	1:09.69 [14] (0:11.39)	0:58.30 [14] (0:11.75)	0:46.55 [15] (0:11.81)	0:34.74 [17] (0:11.40)	0:23.34 [17] (0:11.13)	0:12.20 [14] (0:12.20)
Average Speed [km/h]	51.9	63.3	62.3	61.5	63.6	64.8	59.3
Top Speed [km/h]	64.1	64.5	64.1	62.5	65.7	66.3	63.5
Avg. Dist. to Rail [m]	6.7	4.1	3.0	1.9	1.7	10.3	11.9
Avg. Stride Freq. [Hz]	2.4	2.4	2.4	2.3	2.3	2.4	2.3
Avg. Stride Length [m]	6.6	7.5	7.4	7.6	7.6	7.6	7.5



- [ ] Ranking at each section and finish
- :-:- No data available at this section
- NA No data available

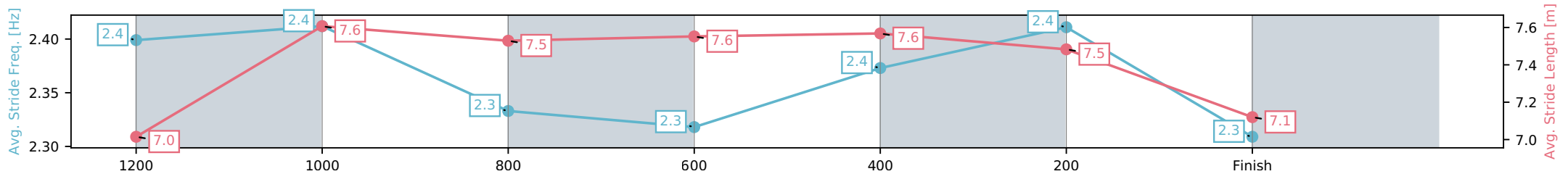
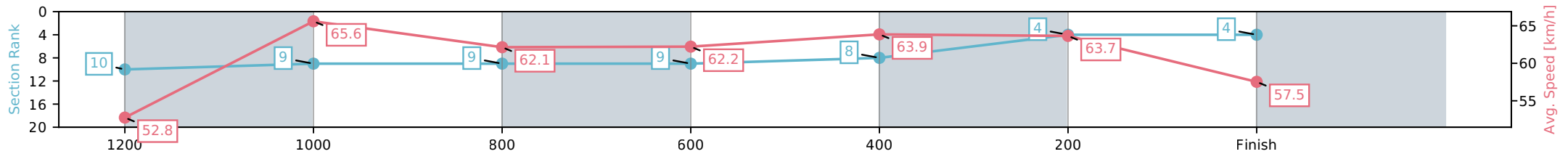
Horse/Jockey Name	Brave Monarch/Martin Harley
Finish Rank	4
Fastest Section Time (Section)	0:10.99 (1200-1000)
Top Speed [km/h] (Section)	66.9 (1200-1000)
Race State	Finished



Eagle Farm QLD --Professional-2026-05-30  
 Race 6: MULLINS LAWYERS FRED BEST CLASSIC - 1400m  
 30 May 2026 - 2:39PM  
 Track Rating: Soft 5, Weather: Fine, Rail Position: True Entire Circuit



Section	L1400	L1200	L1000	L800	L600	L400	L200
Section Times	1:23.80 (0:13.83)	1:09.97 [10] (0:10.99)	0:58.98 [9] (0:11.77)	0:47.21 [9] (0:11.75)	0:35.46 [9] (0:11.40)	0:24.06 [8] (0:11.33)	0:12.73 [4] (0:12.73)
Average Speed [km/h]	52.8	65.6	62.1	62.2	63.9	63.7	57.5
Top Speed [km/h]	64.5	66.9	64.6	63.8	65.6	65.0	61.7
Avg. Dist. to Rail [m]	1.8	3.8	3.1	3.2	2.8	8.3	7.6
Avg. Stride Freq. [Hz]	2.4	2.4	2.3	2.3	2.4	2.4	2.3
Avg. Stride Length [m]	7.0	7.6	7.5	7.6	7.6	7.5	7.1



- [ ] Ranking at each section and finish
- :-:- No data available at this section
- NA No data available

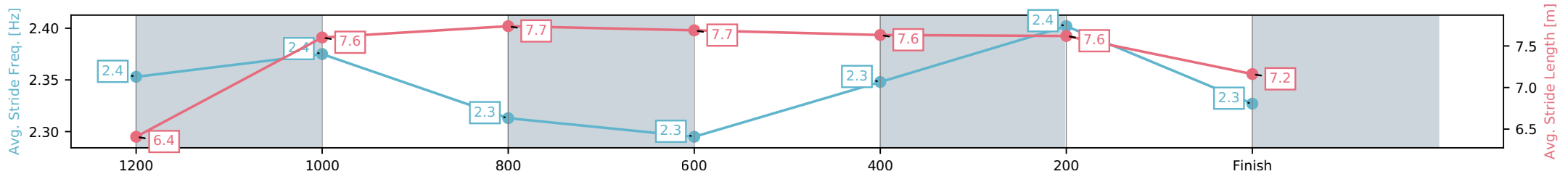
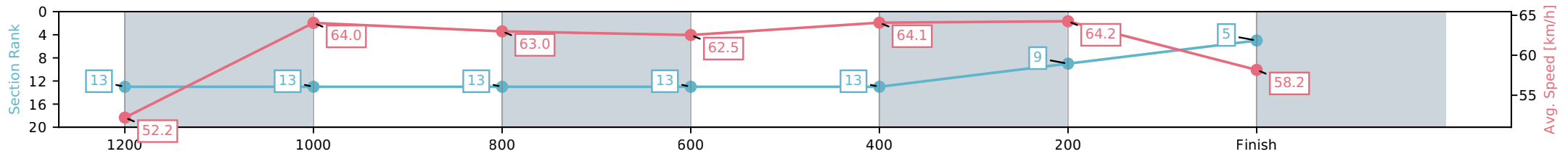
Horse/Jockey Name	Sixties/Jamie Melham
Finish Rank	5
Fastest Section Time (Section)	0:11.22 (400-200)
Top Speed [km/h] (Section)	66.1 (1400 - 1200)
Race State	Finished



Eagle Farm QLD --Professional-2026-05-30  
 Race 6: MULLINS LAWYERS FRED BEST CLASSIC - 1400m  
 30 May 2026 - 2:39PM  
 Track Rating: Soft 5, Weather: Fine, Rail Position: True Entire Circuit



Section	L1400	L1200	L1000	L800	L600	L400	L200
Section Times	1:23.81 (0:14.05)	1:09.76 [13] (0:11.25)	0:58.51 [13] (0:11.68)	0:46.83 [13] (0:11.67)	0:35.16 [13] (0:11.46)	0:23.70 [13] (0:11.22)	0:12.48 [9] (0:12.48)
Average Speed [km/h]	52.2	64.0	63.0	62.5	64.1	64.2	58.2
Top Speed [km/h]	66.1	65.9	64.2	63.7	65.9	66.0	61.8
Avg. Dist. to Rail [m]	8.6	5.4	4.2	3.0	4.1	12.9	15.7
Avg. Stride Freq. [Hz]	2.4	2.4	2.3	2.3	2.3	2.4	2.3
Avg. Stride Length [m]	6.4	7.6	7.7	7.7	7.6	7.6	7.2



- [ ] Ranking at each section and finish
- :-:- No data available at this section
- NA No data available

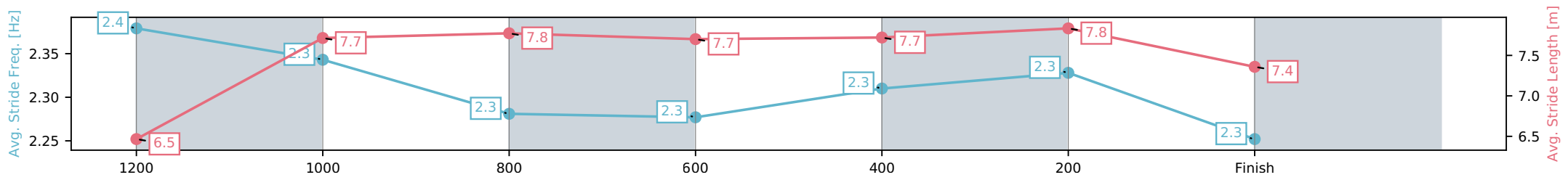
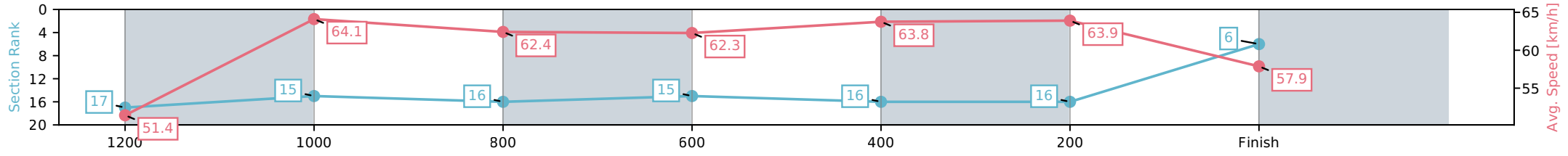
Horse/Jockey Name	Platinum Pantheon/Mark Du Plessis
Finish Rank	6
Fastest Section Time (Section)	0:11.24 (1200-1000)
Top Speed [km/h] (Section)	65.9 (1200-1000)
Race State	Finished



Eagle Farm QLD --Professional-2026-05-30  
 Race 6: MULLINS LAWYERS FRED BEST CLASSIC - 1400m  
 30 May 2026 - 2:39PM  
 Track Rating: Soft 5, Weather: Fine, Rail Position: True Entire Circuit



Section	L1400	L1200	L1000	L800	L600	L400	L200
Section Times	1:23.83 (0:14.26)	1:09.57 [17] (0:11.24)	0:58.33 [15] (0:11.80)	0:46.53 [16] (0:11.66)	0:34.88 [15] (0:11.42)	0:23.46 [16] (0:11.28)	0:12.18 [16] (0:12.18)
Average Speed [km/h]	51.4	64.1	62.4	62.3	63.8	63.9	57.9
Top Speed [km/h]	64.5	65.9	63.8	63.3	65.9	65.6	61.2
Avg. Dist. to Rail [m]	6.5	5.9	3.8	1.9	2.3	7.8	10.6
Avg. Stride Freq. [Hz]	2.4	2.3	2.3	2.3	2.3	2.3	2.3
Avg. Stride Length [m]	6.5	7.7	7.8	7.7	7.7	7.8	7.4



[ ] Ranking at each section and finish  
 -:-:- No data available at this section  
 NA No data available

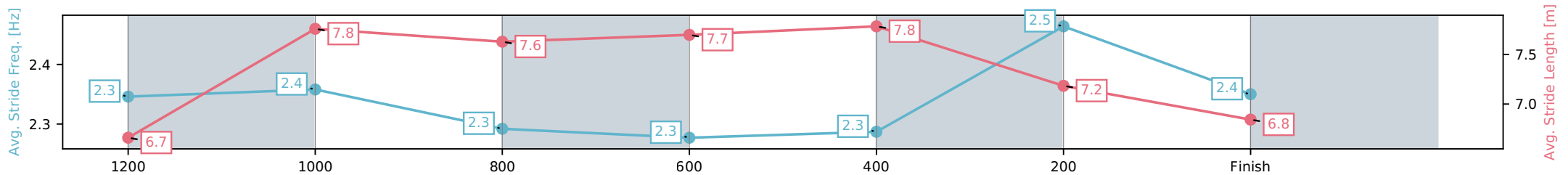
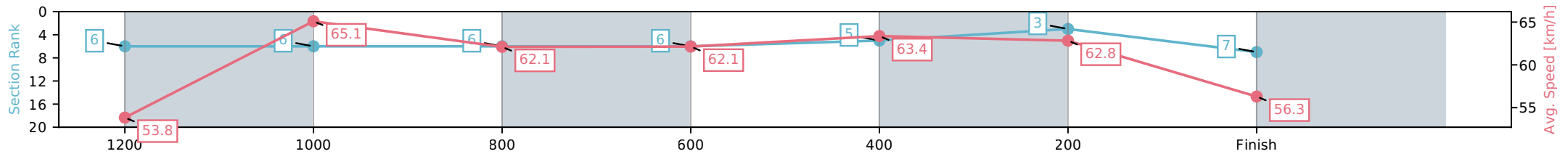
Horse/Jockey Name	Estremo/James McDonald
Finish Rank	7
Fastest Section Time (Section)	0:11.10 (1200-1000)
Top Speed [km/h] (Section)	66.5 (1200-1000)
Race State	Finished



Eagle Farm QLD --Professional-2026-05-30  
 Race 6: MULLINS LAWYERS FRED BEST CLASSIC - 1400m  
 30 May 2026 - 2:39PM  
 Track Rating: Soft 5, Weather: Fine, Rail Position: True Entire Circuit



Section	L1400	L1200	L1000	L800	L600	L400	L200
Section Times	1:23.90 (0:13.56)	1:10.34 [6] (0:11.10)	0:59.24 [6] (0:11.86)	0:47.39 [6] (0:11.66)	0:35.73 [6] (0:11.38)	0:24.35 [5] (0:11.46)	0:12.88 [3] (0:12.88)
Average Speed [km/h]	53.8	65.1	62.1	62.1	63.4	62.8	56.3
Top Speed [km/h]	65.4	66.5	64.4	62.8	64.4	64.5	60.0
Avg. Dist. to Rail [m]	3.6	5.4	4.0	1.5	0.7	8.2	10.3
Avg. Stride Freq. [Hz]	2.3	2.4	2.3	2.3	2.3	2.5	2.4
Avg. Stride Length [m]	6.7	7.8	7.6	7.7	7.8	7.2	6.8



[ ] Ranking at each section and finish  
 -:-:- No data available at this section  
 NA No data available

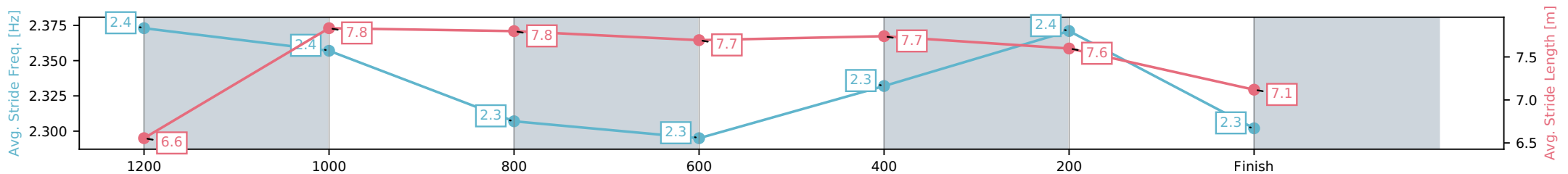
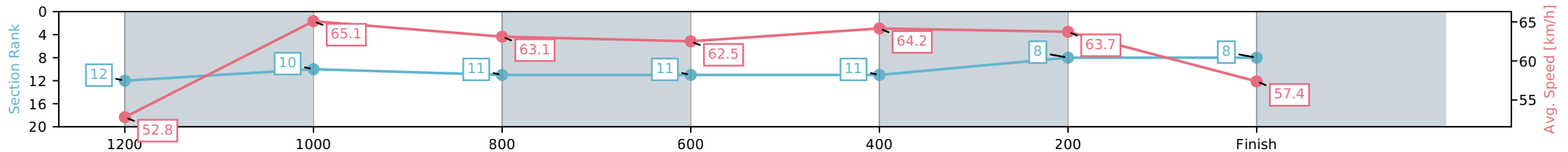
Horse/Jockey Name	Wodeton/Kerrin McEvoy
Finish Rank	8
Fastest Section Time (Section)	0:11.09 (1200-1000)
Top Speed [km/h] (Section)	68.3 (1400 - 1200)
Race State	Finished



Eagle Farm QLD --Professional-2026-05-30  
 Race 6: MULLINS LAWYERS FRED BEST CLASSIC - 1400m  
 30 May 2026 - 2:39PM  
 Track Rating: Soft 5, Weather: Fine, Rail Position: True Entire Circuit



Section	L1400	L1200	L1000	L800	L600	L400	L200
Section Times	1:24.08 (0:13.92)	1:10.16 [12] (0:11.09)	0:59.07 [10] (0:11.68)	0:47.39 [11] (0:11.78)	0:35.62 [11] (0:11.52)	0:24.09 [11] (0:11.30)	0:12.79 [8] (0:12.79)
Average Speed [km/h]	52.8	65.1	63.1	62.5	64.2	63.7	57.4
Top Speed [km/h]	68.3	68.2	64.4	63.0	65.9	65.6	60.9
Avg. Dist. to Rail [m]	10.7	5.1	4.7	4.7	5.2	14.0	14.6
Avg. Stride Freq. [Hz]	2.4	2.4	2.3	2.3	2.3	2.4	2.3
Avg. Stride Length [m]	6.6	7.8	7.8	7.7	7.7	7.6	7.1



- [ ] Ranking at each section and finish
- :-:- No data available at this section
- NA No data available

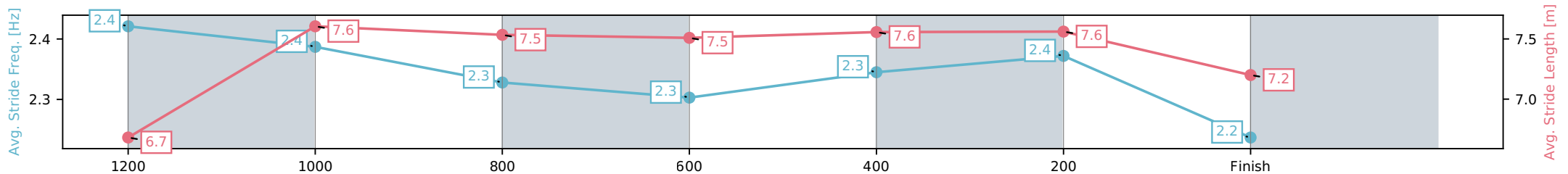
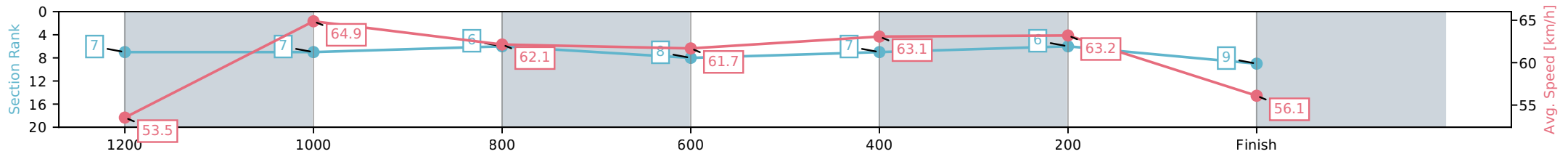
Horse/Jockey Name	Burma Star/Ryan Maloney
Finish Rank	9
Fastest Section Time (Section)	0:11.10 (1200-1000)
Top Speed [km/h] (Section)	65.6 (1200-1000)
Race State	Finished



Eagle Farm QLD --Professional-2026-05-30  
 Race 6: MULLINS LAWYERS FRED BEST CLASSIC - 1400m  
 30 May 2026 - 2:39PM  
 Track Rating: Soft 5, Weather: Fine, Rail Position: True Entire Circuit



Section	L1400	L1200	L1000	L800	L600	L400	L200
Section Times	1:24.10 (0:13.62)	1:10.48 [7] (0:11.10)	0:59.38 [7] (0:11.80)	0:47.59 [6] (0:11.74)	0:35.85 [8] (0:11.45)	0:24.40 [7] (0:11.42)	0:12.98 [6] (0:12.98)
Average Speed [km/h]	53.5	64.9	62.1	61.7	63.1	63.2	56.1
Top Speed [km/h]	63.6	65.6	63.2	62.7	64.4	65.0	60.7
Avg. Dist. to Rail [m]	1.3	2.8	3.0	1.4	1.0	6.8	8.0
Avg. Stride Freq. [Hz]	2.4	2.4	2.3	2.3	2.3	2.4	2.2
Avg. Stride Length [m]	6.7	7.6	7.5	7.5	7.6	7.6	7.2



- [ ] Ranking at each section and finish
- :-:- No data available at this section
- NA No data available

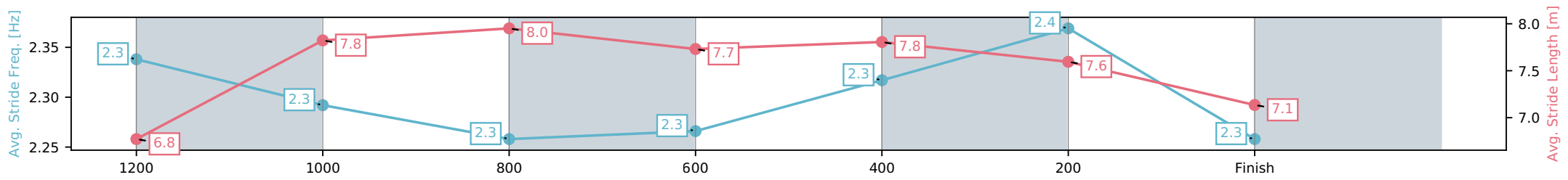
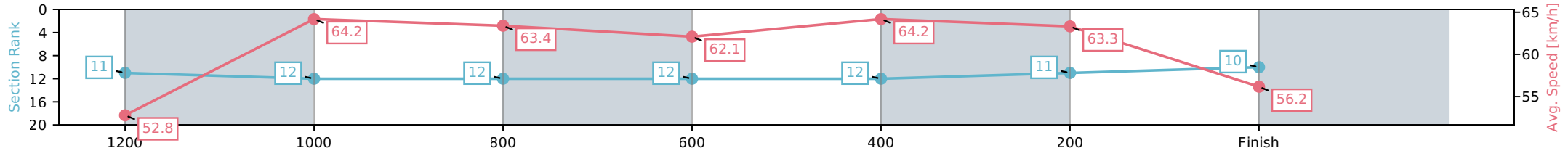
Horse/Jockey Name	Artistic Venture/Ben Thompson
Finish Rank	10
Fastest Section Time (Section)	0:11.23 (1200-1000)
Top Speed [km/h] (Section)	65.4 (600-400)
Race State	Finished



Eagle Farm QLD --Professional-2026-05-30  
 Race 6: MULLINS LAWYERS FRED BEST CLASSIC - 1400m  
 30 May 2026 - 2:39PM  
 Track Rating: Soft 5, Weather: Fine, Rail Position: True Entire Circuit



Section	L1400	L1200	L1000	L800	L600	L400	L200
Section Times	1:24.31 (0:13.91)	1:10.40 [11] (0:11.23)	0:59.17 [12] (0:11.62)	0:47.55 [12] (0:11.78)	0:35.77 [12] (0:11.48)	0:24.28 [12] (0:11.35)	0:12.93 [11] (0:12.93)
Average Speed [km/h]	52.8	64.2	63.4	62.1	64.2	63.3	56.2
Top Speed [km/h]	63.6	65.3	64.2	63.1	65.4	65.4	60.6
Avg. Dist. to Rail [m]	5.2	5.2	4.1	3.4	4.4	12.2	11.1
Avg. Stride Freq. [Hz]	2.3	2.3	2.3	2.3	2.3	2.4	2.3
Avg. Stride Length [m]	6.8	7.8	8.0	7.7	7.8	7.6	7.1



[ ] Ranking at each section and finish  
 -:-:- No data available at this section  
 NA No data available

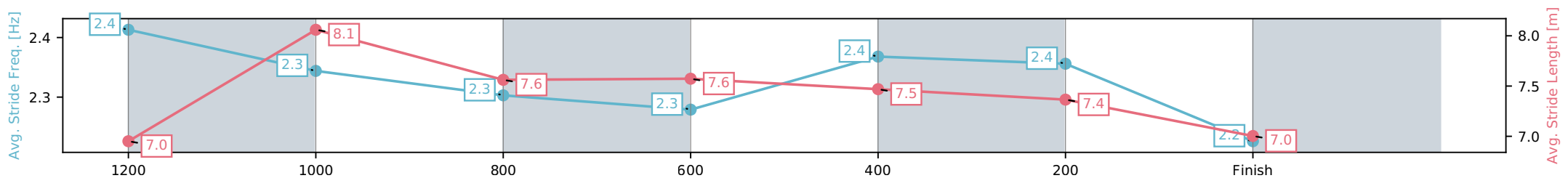
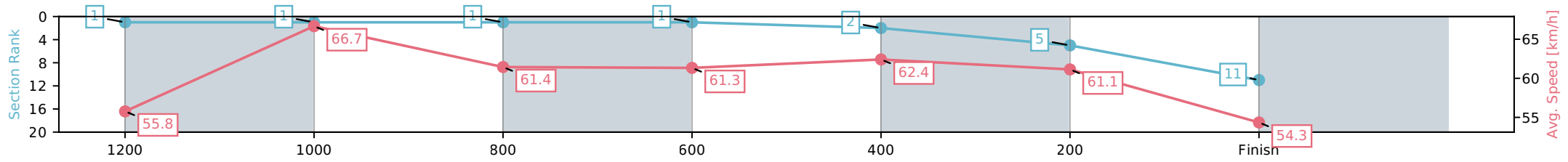
Horse/Jockey Name	Grafterburners/Adam Hyeronimus
Finish Rank	11
Fastest Section Time (Section)	0:10.82 (1200-1000)
Top Speed [km/h] (Section)	68.4 (1200-1000)
Race State	Finished



Eagle Farm QLD --Professional-2026-05-30  
 Race 6: MULLINS LAWYERS FRED BEST CLASSIC - 1400m  
 30 May 2026 - 2:39PM  
 Track Rating: Soft 5, Weather: Fine, Rail Position: True Entire Circuit



Section	L1400	L1200	L1000	L800	L600	L400	L200
Section Times	1:24.44 (0:13.19)	1:11.25 [1] (0:10.82)	1:00.43 [1] (0:11.86)	0:48.58 [1] (0:11.84)	0:36.74 [1] (0:11.71)	0:25.02 [2] (0:11.70)	0:13.32 [5] (0:13.32)
Average Speed [km/h]	55.8	66.7	61.4	61.3	62.4	61.1	54.3
Top Speed [km/h]	68.4	68.4	64.7	62.4	63.7	64.6	57.9
Avg. Dist. to Rail [m]	10.5	5.9	2.2	1.9	1.9	6.0	6.7
Avg. Stride Freq. [Hz]	2.4	2.3	2.3	2.3	2.4	2.4	2.2
Avg. Stride Length [m]	7.0	8.1	7.6	7.6	7.5	7.4	7.0



[ ] Ranking at each section and finish  
 -:-:- No data available at this section  
 NA No data available

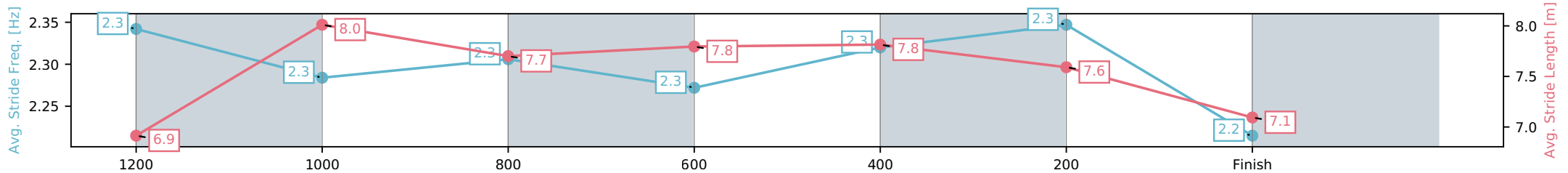
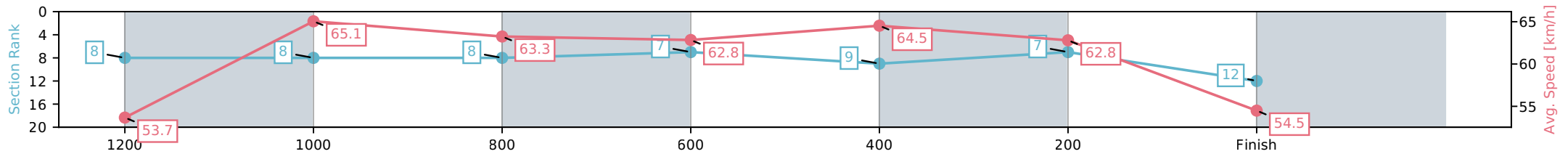
Horse/Jockey Name	Beadman/Mark Zahra
Finish Rank	12
Fastest Section Time (Section)	0:11.10 (1200-1000)
Top Speed [km/h] (Section)	67.1 (400-200)
Race State	Finished



Eagle Farm QLD --Professional-2026-05-30  
 Race 6: MULLINS LAWYERS FRED BEST CLASSIC - 1400m  
 30 May 2026 - 2:39PM  
 Track Rating: Soft 5, Weather: Fine, Rail Position: True Entire Circuit



Section	L1400	L1200	L1000	L800	L600	L400	L200
Section Times	1:24.45 (0:13.64)	1:10.81 [8] (0:11.10)	0:59.71 [8] (0:11.78)	0:47.94 [8] (0:11.71)	0:36.22 [7] (0:11.56)	0:24.67 [9] (0:11.36)	0:13.31 [7] (0:13.31)
Average Speed [km/h]	53.7	65.1	63.3	62.8	64.5	62.8	54.5
Top Speed [km/h]	64.9	66.5	63.9	64.6	65.7	67.1	59.0
Avg. Dist. to Rail [m]	4.7	5.7	6.6	4.7	4.9	13.1	13.1
Avg. Stride Freq. [Hz]	2.3	2.3	2.3	2.3	2.3	2.3	2.2
Avg. Stride Length [m]	6.9	8.0	7.7	7.8	7.8	7.6	7.1



[ ] Ranking at each section and finish  
 -:-:- No data available at this section  
 NA No data available

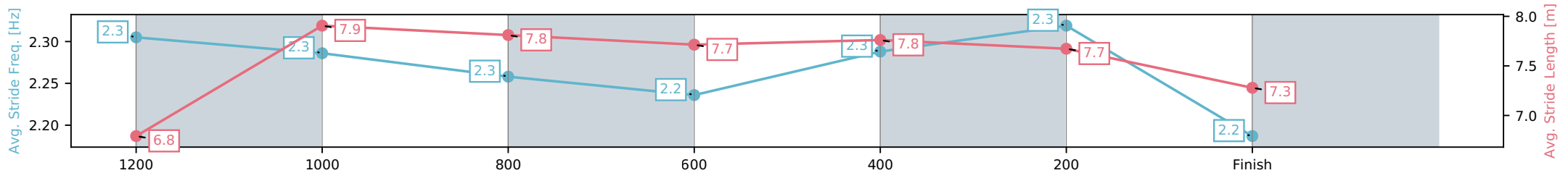
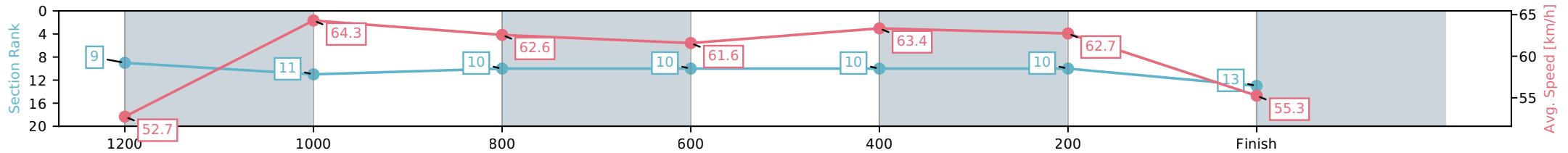
Horse/Jockey Name	Navy Pilot/Ben Melham
Finish Rank	13
Fastest Section Time (Section)	0:11.22 (1200-1000)
Top Speed [km/h] (Section)	65.1 (1200-1000)
Race State	Finished



Eagle Farm QLD --Professional-2026-05-30  
 Race 6: MULLINS LAWYERS FRED BEST CLASSIC - 1400m  
 30 May 2026 - 2:39PM  
 Track Rating: Soft 5, Weather: Fine, Rail Position: True Entire Circuit



Section	L1400	L1200	L1000	L800	L600	L400	L200
Section Times	1:24.57 (0:13.82)	1:10.75 [9] (0:11.22)	0:59.53 [11] (0:11.64)	0:47.89 [10] (0:11.77)	0:36.12 [10] (0:11.44)	0:24.68 [10] (0:11.48)	0:13.20 [10] (0:13.20)
Average Speed [km/h]	52.7	64.3	62.6	61.6	63.4	62.7	55.3
Top Speed [km/h]	64.2	65.1	64.8	62.1	64.2	64.6	60.1
Avg. Dist. to Rail [m]	0.9	2.1	2.2	1.4	1.5	6.2	6.3
Avg. Stride Freq. [Hz]	2.3	2.3	2.3	2.2	2.3	2.3	2.2
Avg. Stride Length [m]	6.8	7.9	7.8	7.7	7.8	7.7	7.3



- [ ] Ranking at each section and finish
- :-:- No data available at this section
- NA No data available

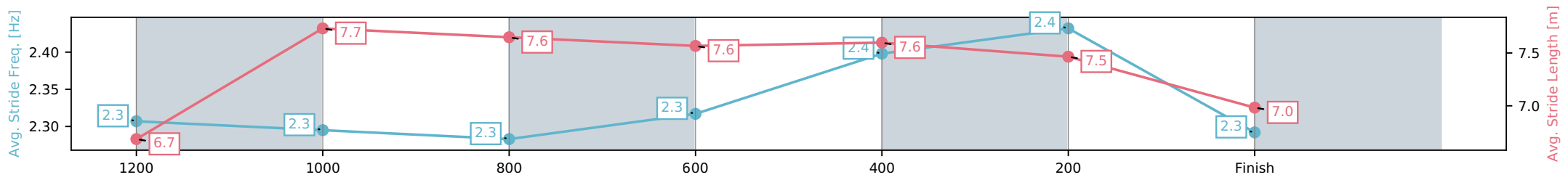
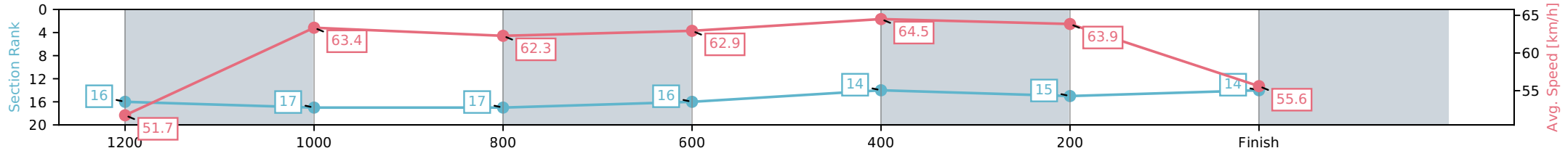
Horse/Jockey Name	Call Da Vinci/Kyle Wilson-Taylor
Finish Rank	14
Fastest Section Time (Section)	0:11.28 (400-200)
Top Speed [km/h] (Section)	65.9 (400-200)
Race State	Finished



Eagle Farm QLD --Professional-2026-05-30  
 Race 6: MULLINS LAWYERS FRED BEST CLASSIC - 1400m  
 30 May 2026 - 2:39PM  
 Track Rating: Soft 5, Weather: Fine, Rail Position: True Entire Circuit



Section	L1400	L1200	L1000	L800	L600	L400	L200
Section Times	1:24.68 (0:14.16)	1:10.52 [16] (0:11.40)	0:59.12 [17] (0:11.84)	0:47.27 [17] (0:11.59)	0:35.69 [16] (0:11.33)	0:24.36 [14] (0:11.28)	0:13.08 [15] (0:13.08)
Average Speed [km/h]	51.7	63.4	62.3	62.9	64.5	63.9	55.6
Top Speed [km/h]	63.3	64.2	63.3	65.8	65.5	65.9	60.3
Avg. Dist. to Rail [m]	7.9	6.4	4.6	2.7	3.0	11.9	13.7
Avg. Stride Freq. [Hz]	2.3	2.3	2.3	2.3	2.4	2.4	2.3
Avg. Stride Length [m]	6.7	7.7	7.6	7.6	7.6	7.5	7.0



[ ] Ranking at each section and finish  
 -:-:- No data available at this section  
 NA No data available

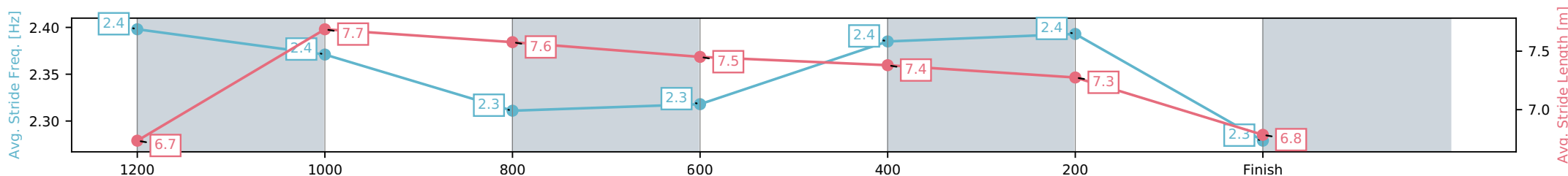
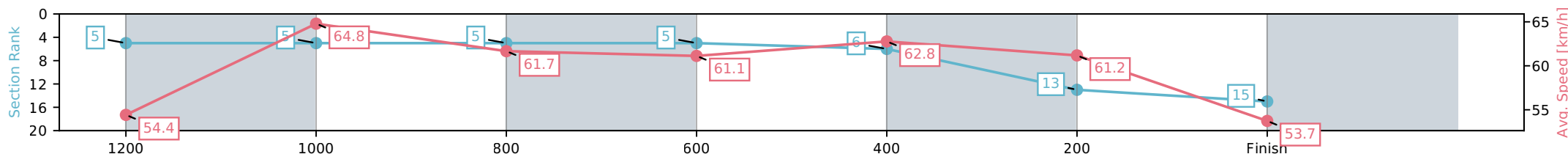
Horse/Jockey Name	Wootton Lass/Tom Sherry
Finish Rank	15
Fastest Section Time (Section)	0:11.12 (1200-1000)
Top Speed [km/h] (Section)	66.4 (1200-1000)
Race State	Finished



Eagle Farm QLD --Professional-2026-05-30  
 Race 6: MULLINS LAWYERS FRED BEST CLASSIC - 1400m  
 30 May 2026 - 2:39PM  
 Track Rating: Soft 5, Weather: Fine, Rail Position: True Entire Circuit



Section	L1400	L1200	L1000	L800	L600	L400	L200
Section Times	1:25.05 (0:13.40)	1:11.65 [5] (0:11.12)	1:00.52 [5] (0:11.79)	0:48.74 [5] (0:11.85)	0:36.88 [5] (0:11.53)	0:25.36 [6] (0:11.78)	0:13.57 [13] (0:13.57)
Average Speed [km/h]	54.4	64.8	61.7	61.1	62.8	61.2	53.7
Top Speed [km/h]	64.4	66.4	63.3	61.8	64.4	63.0	58.2
Avg. Dist. to Rail [m]	2.1	2.8	1.9	1.4	1.2	5.1	5.8
Avg. Stride Freq. [Hz]	2.4	2.4	2.3	2.3	2.4	2.4	2.3
Avg. Stride Length [m]	6.7	7.7	7.6	7.5	7.4	7.3	6.8



[ ] Ranking at each section and finish  
 -:-:- No data available at this section  
 NA No data available

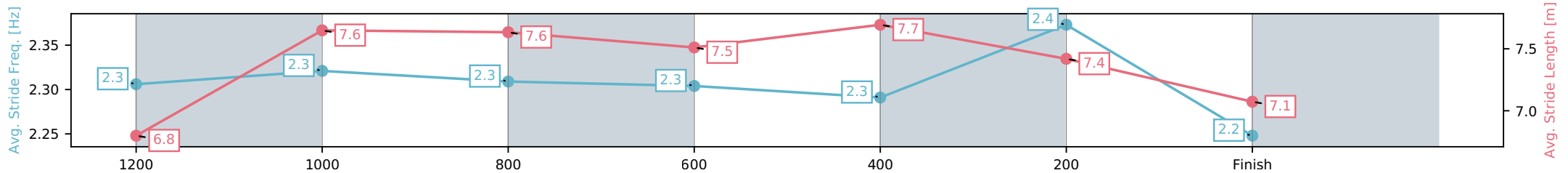
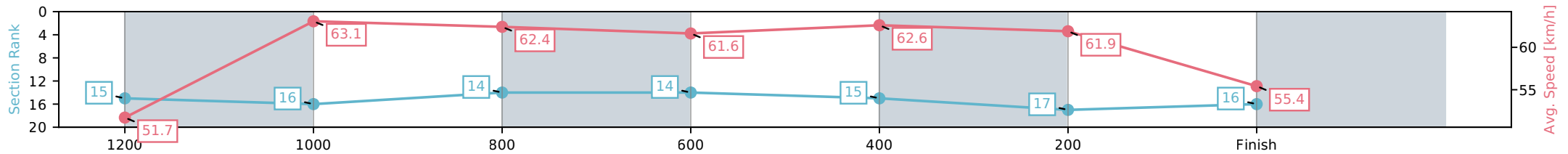
Horse/Jockey Name	Fabulantes/Brad Rawiller
Finish Rank	16
Fastest Section Time (Section)	0:11.42 (1200-1000)
Top Speed [km/h] (Section)	64.8 (600-400)
Race State	Finished



Eagle Farm QLD --Professional-2026-05-30  
 Race 6: MULLINS LAWYERS FRED BEST CLASSIC - 1400m  
 30 May 2026 - 2:39PM  
 Track Rating: Soft 5, Weather: Fine, Rail Position: True Entire Circuit



Section	L1400	L1200	L1000	L800	L600	L400	L200
Section Times	1:25.09 (0:14.12)	1:10.97 [15] (0:11.42)	0:59.55 [16] (0:11.65)	0:47.90 [14] (0:11.68)	0:36.22 [14] (0:11.46)	0:24.76 [15] (0:11.62)	0:13.14 [17] (0:13.14)
Average Speed [km/h]	51.7	63.1	62.4	61.6	62.6	61.9	55.4
Top Speed [km/h]	63.7	63.8	63.2	62.7	64.8	63.4	59.7
Avg. Dist. to Rail [m]	3.5	2.5	1.7	0.2	1.3	5.7	6.6
Avg. Stride Freq. [Hz]	2.3	2.3	2.3	2.3	2.3	2.4	2.2
Avg. Stride Length [m]	6.8	7.6	7.6	7.5	7.7	7.4	7.1



[ ] Ranking at each section and finish  
 -:-:- No data available at this section  
 NA No data available

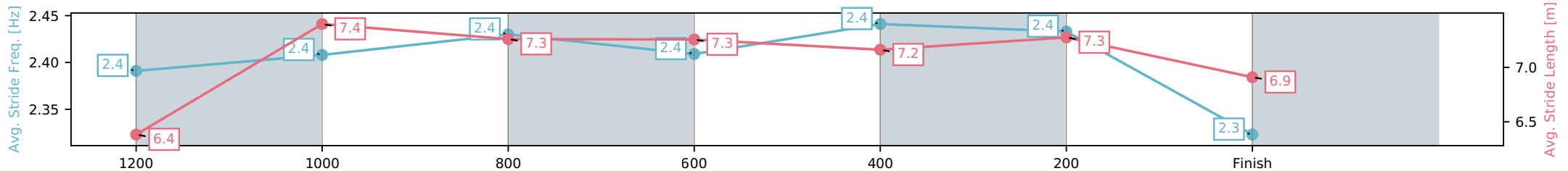
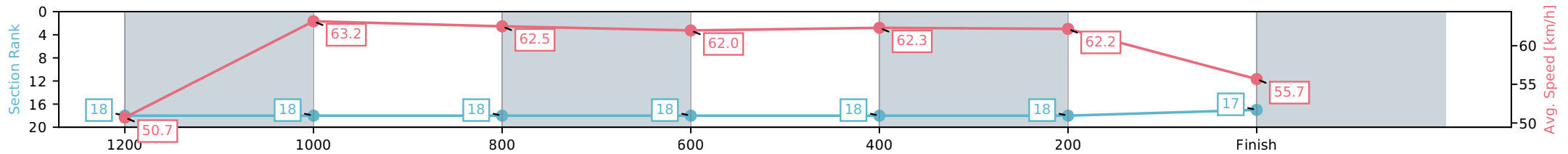
Horse/Jockey Name	Skyglider/Tim Clark
Finish Rank	17
Fastest Section Time (Section)	0:11.42 (1200-1000)
Top Speed [km/h] (Section)	64.4 (400-200)
Race State	Finished



Eagle Farm QLD --Professional-2026-05-30  
 Race 6: MULLINS LAWYERS FRED BEST CLASSIC - 1400m  
 30 May 2026 - 2:39PM  
 Track Rating: Soft 5, Weather: Fine, Rail Position: True Entire Circuit



Section	L1400	L1200	L1000	L800	L600	L400	L200
Section Times	1:25.14 (0:14.51)	1:10.63 [18] (0:11.42)	0:59.21 [18] (0:11.54)	0:47.66 [18] (0:11.63)	0:36.03 [18] (0:11.50)	0:24.53 [18] (0:11.58)	0:12.95 [18] (0:12.95)
Average Speed [km/h]	50.7	63.2	62.5	62.0	62.3	62.2	55.7
Top Speed [km/h]	63.6	63.7	64.1	62.8	64.2	64.4	59.8
Avg. Dist. to Rail [m]	10.2	2.9	0.5	0.5	1.4	4.8	6.9
Avg. Stride Freq. [Hz]	2.4	2.4	2.4	2.4	2.4	2.4	2.3
Avg. Stride Length [m]	6.4	7.4	7.3	7.3	7.2	7.3	6.9



- [ ] Ranking at each section and finish
- :-:- No data available at this section
- NA No data available

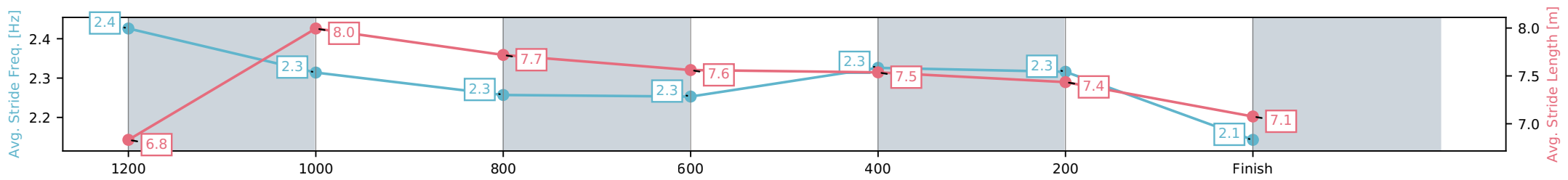
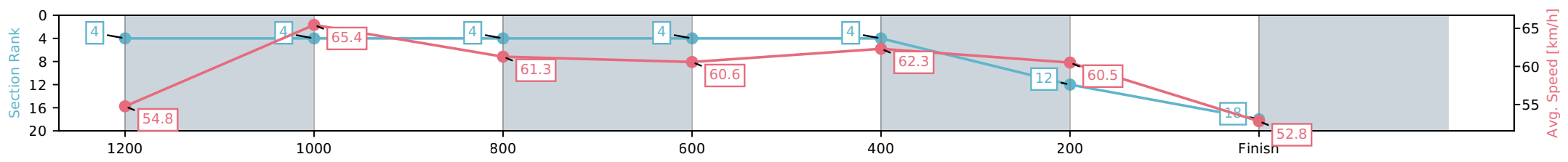
Horse/Jockey Name	Hillier/Nash Rawiller
Finish Rank	18
Fastest Section Time (Section)	0:11.02 (1200-1000)
Top Speed [km/h] (Section)	68.0 (1200-1000)
Race State	Finished



Eagle Farm QLD --Professional-2026-05-30  
 Race 6: MULLINS LAWYERS FRED BEST CLASSIC - 1400m  
 30 May 2026 - 2:39PM  
 Track Rating: Soft 5, Weather: Fine, Rail Position: True Entire Circuit



Section	L1400	L1200	L1000	L800	L600	L400	L200
Section Times	1:25.21 (0:13.37)	1:11.84 [4] (0:11.02)	1:00.83 [4] (0:11.85)	0:48.97 [4] (0:11.80)	0:37.17 [4] (0:11.47)	0:25.70 [4] (0:11.90)	0:13.80 [12] (0:13.80)
Average Speed [km/h]	54.8	65.4	61.3	60.6	62.3	60.5	52.8
Top Speed [km/h]	66.5	68.0	63.7	61.2	62.9	62.7	57.2
Avg. Dist. to Rail [m]	6.1	4.6	1.4	1.2	1.7	4.7	6.7
Avg. Stride Freq. [Hz]	2.4	2.3	2.3	2.3	2.3	2.3	2.1
Avg. Stride Length [m]	6.8	8.0	7.7	7.6	7.5	7.4	7.1



[ ] Ranking at each section and finish  
 -:-:- No data available at this section  
 NA No data available



# Eagle Farm QLD

## Race 7: SKY RACING QUEENSLAND DERBY - 2400m

30 May 2026 - 3:16PM



BRISBANE  
RACING CLUB

Track Rating: Soft 5, Weather: Fine, Rail Position: True Entire Circuit

Field Times (Race Tempo)      2:31.00 (0:13.71)    2:17.29 (0:11.56)    2:05.73 (0:11.87)    1:53.86 (0:12.70)    1:41.16 (0:12.62)    1:28.55 (0:12.40)    1:16.14 (0:12.51)    1:03.64 (0:12.91)

Rank	TAB#	Horse	Overall Time	First 400m	Top Speed km/h (Section)	L2400	L2200	L2000	L1800	L1600	L1400	L1200	L1000
	(BAR#)	Jockey	Margin (DT-W)	Last 600m	Fastest Section (Time)	Start - 2200	2200 - 2000	2000 - 1800	1800 - 1600	1600 - 1400	1400 - 1200	1200 - 1000	1000 - 800
1	4	Providence	2:31.00	0:25.65	63.0 (2400 - 2200)	2:31.00	2:17.10 [6]	2:05.34 [6]	1:53.03 [9]	1:40.08 [11]	1:27.33 [10]	1:14.78 [10]	1:02.36 [10]
	(6)	James McDonald		0:37.50	2200-2000 (0:11.75)	(0:13.90)	(0:11.75)	(0:12.31)	(0:12.96)	(0:12.75)	(0:12.55)	(0:12.43)	(0:12.64)
2	7	Monopolistic	2:31.16	0:25.93	62.7 (2200-2000)	2:31.16	2:17.02 [9]	2:05.23 [10]	1:52.91 [12]	1:39.97 [13]	1:27.20 [14]	1:14.71 [12]	1:02.26 [11]
	(13)	Ben Melham	0.9L (+4)	0:37.49	2200-2000 (0:11.79)	(0:14.14)	(0:11.79)	(0:12.32)	(0:12.94)	(0:12.78)	(0:12.49)	(0:12.44)	(0:12.60)
3	17	Inspired Legend	2:31.22	0:26.58	61.3 (600-400)	2:31.22	2:16.62 [17]	2:04.64 [18]	1:52.23 [18]	1:39.63 [18]	1:26.92 [18]	1:14.14 [18]	1:01.64 [18]
	(8)	Jamie Melham	1.2L (+0)	0:37.11	400-200 (0:11.97)	(0:14.60)	(0:11.98)	(0:12.42)	(0:12.60)	(0:12.71)	(0:12.77)	(0:12.51)	(0:12.29)
4	3	Different Gravy	2:31.35	0:26.20	60.9 (2200-2000)	2:31.35	2:17.15 [12]	2:05.15 [13]	1:52.80 [13]	1:40.06 [16]	1:27.24 [16]	1:14.58 [15]	1:02.04 [16]
	(4)	Mark Zahra	2.0L (-2)	0:37.47	2200-2000 (0:12.00)	(0:14.20)	(0:12.00)	(0:12.34)	(0:12.74)	(0:12.82)	(0:12.66)	(0:12.54)	(0:12.44)
5	18	Solid Gold	2:32.01	0:25.42	63.3 (2200-2000)	2:32.01	2:18.12 [5]	2:06.59 [3]	1:54.40 [3]	1:41.60 [4]	1:28.78 [7]	1:16.21 [6]	1:03.72 [6]
	(14)	Tommy Berry	5.9L (-5)	0:38.60	2200-2000 (0:11.53)	(0:13.89)	(0:11.53)	(0:12.19)	(0:12.80)	(0:12.82)	(0:12.57)	(0:12.49)	(0:12.80)
6	6	Beauty Swift	2:32.33	0:25.87	63.2 (2200-2000)	2:32.33	2:18.10 [13]	2:06.46 [9]	1:54.53 [8]	1:41.88 [5]	1:29.41 [4]	1:17.07 [3]	1:04.61 [3]
	(17)	Kerrin McEvoy	7.8L (-2)	0:39.19	2200-2000 (0:11.64)	(0:14.23)	(0:11.64)	(0:11.93)	(0:12.65)	(0:12.47)	(0:12.34)	(0:12.47)	(0:12.90)
7	15	Michelangelo	2:32.34	0:26.40	61.0 (2200-2000)	2:32.34	2:17.88 [16]	2:05.94 [15]	1:53.78 [15]	1:41.11 [14]	1:28.47 [12]	1:15.83 [13]	1:03.29 [13]
	(10)	Nash Rawiller	7.8L (+2)	0:38.33	2200-2000 (0:11.94)	(0:14.46)	(0:11.94)	(0:12.17)	(0:12.66)	(0:12.64)	(0:12.64)	(0:12.54)	(0:12.58)
8	11	Defendant	2:32.34	0:26.31	61.4 (2400 - 2200)	2:32.34	2:17.95 [14]	2:06.04 [14]	1:53.61 [16]	1:41.07 [15]	1:28.38 [13]	1:15.70 [14]	1:03.20 [14]
	(7)	Jason Collett	7.9L (+4)	0:38.51	2200-2000 (0:11.92)	(0:14.39)	(0:11.92)	(0:12.42)	(0:12.54)	(0:12.69)	(0:12.69)	(0:12.49)	(0:12.45)
9	14	Falcon Lair	2:32.78	0:25.53	62.2 (2200-2000)	2:32.78	2:18.94 [4]	2:07.25 [5]	1:55.15 [4]	1:42.29 [6]	1:29.55 [6]	1:16.95 [7]	1:04.41 [7]
	(11)	Adam Hyeronimus	10.5L (-7)	0:39.37	2200-2000 (0:11.69)	(0:13.84)	(0:11.69)	(0:12.10)	(0:12.86)	(0:12.74)	(0:12.60)	(0:12.54)	(0:12.64)
10	1	Kilman	2:32.79	0:25.37	63.2 (2200-2000)	2:32.79	2:19.01 [2]	2:07.42 [2]	1:55.66 [1]	1:42.95 [1]	1:30.34 [1]	1:17.93 [1]	1:05.43 [1]
	(3)	Ryan Maloney	10.5L (+1)	0:39.83	2200-2000 (0:11.59)	(0:13.78)	(0:11.59)	(0:11.77)	(0:12.70)	(0:12.62)	(0:12.40)	(0:12.50)	(0:12.92)

Scratched: Certify (#19), Castello Grande (#20), Contingency (#21), Valiant Sun (#22), Eynesbury (#23)

Report Created: Sat 30 May 2026

(Note: Races are conducted over an approximate distance as close as possible to the advertised distance, and recorded data may vary accordingly. Official times refer to race times only and do not include handicap times.)

[ ] Position in running at each section and finish    TAB# Saddle cloth number

Fastest split

:-:-- No data available at this section

BAR# Barrier/Gate Position

Fastest section

NA No data available

DNF Did not finish

DNT Did not track

DT-W Distance travelled compared to winner in metres



Eagle Farm QLD  
 Race 7: SKY RACING QUEENSLAND DERBY - 2400m  
 30 May 2026 - 3:16PM



BRISBANE  
 RACING CLUB

Track Rating: Soft 5, Weather: Fine, Rail Position: True Entire Circuit

Field Times (Race Tempo)                      2:31.00      2:17.29      2:05.73      1:53.86      1:41.16      1:28.55      1:16.14      1:03.64  
 (0:13.71)      (0:11.56)      (0:11.87)      (0:12.70)      (0:12.62)      (0:12.40)      (0:12.51)      (0:12.91)

Rank	TAB#	Horse	Overall Time	First 400m	Top Speed km/h (Section)	L2400	L2200	L2000	L1800	L1600	L1400	L1200	L1000
	(BAR#)	Jockey	Margin (DT-W)	Last 600m	Fastest Section (Time)	Start - 2200	2200 - 2000	2000 - 1800	1800 - 1600	1600 - 1400	1400 - 1200	1200 - 1000	1000 - 800
11	9	Amazake	2:32.80	0:25.45	63.0 (2200-2000)	2:32.80	2:18.98 [3]	2:07.35 [4]	1:55.11 [5]	1:42.16 [8]	1:29.39 [8]	1:16.86 [8]	1:04.30 [9]
	(12)	Lachlan Neindorf	10.6L (+8)	0:39.56	2200-2000 (0:11.63)	(0:13.82)	(0:11.63)	(0:12.24)	(0:12.95)	(0:12.77)	(0:12.52)	(0:12.57)	(0:12.45)
12	16	Chillies	2:33.35	0:26.42	61.5 (2400 - 2200)	2:33.35	2:18.92 [15]	2:06.93 [16]	1:54.79 [14]	1:42.17 [12]	1:29.27 [15]	1:16.56 [16]	1:04.05 [15]
	(2)	Jordan Childs	13.8L (-1)	0:39.30	2200-2000 (0:11.99)	(0:14.43)	(0:11.99)	(0:12.14)	(0:12.62)	(0:12.90)	(0:12.70)	(0:12.51)	(0:12.43)
13	12	Accidental Bid	2:33.42	0:25.79	62.9 (2200-2000)	2:33.42	2:19.32 [8]	2:07.63 [8]	1:55.62 [7]	1:42.85 [7]	1:29.96 [9]	1:17.45 [9]	1:04.94 [8]
	(5)	John Allen	14.2L (+2)	0:39.97	2200-2000 (0:11.69)	(0:14.10)	(0:11.69)	(0:12.01)	(0:12.77)	(0:12.89)	(0:12.51)	(0:12.51)	(0:12.63)
14	2	One Step Closer	2:33.55	0:25.71	63.2 (2200-2000)	2:33.55	2:19.50 [7]	2:07.83 [7]	1:55.85 [6]	1:43.28 [3]	1:30.81 [2]	1:18.44 [2]	1:05.94 [2]
	(16)	Ben Thompson	15.0L (-3)	0:40.44	2200-2000 (0:11.66)	(0:14.05)	(0:11.66)	(0:11.98)	(0:12.57)	(0:12.48)	(0:12.37)	(0:12.50)	(0:12.91)
15	5	Options	2:33.71	0:25.94	62.9 (2200-2000)	2:33.71	2:19.52 [11]	2:07.77 [11]	1:55.57 [10]	1:43.03 [9]	1:30.59 [5]	1:18.30 [5]	1:05.82 [5]
	(15)	Tim Clark	15.9L (+4)	0:40.44	2200-2000 (0:11.75)	(0:14.19)	(0:11.75)	(0:12.20)	(0:12.54)	(0:12.44)	(0:12.29)	(0:12.48)	(0:12.89)
16	8	Southern Prince	2:34.02	0:26.11	61.5 (2200-2000)	2:34.02	2:19.87 [10]	2:07.91 [12]	1:55.87 [11]	1:43.21 [10]	1:30.24 [11]	1:17.59 [11]	1:05.10 [12]
	(1)	Tom Sherry	17.8L (-3)	0:40.33	2200-2000 (0:11.96)	(0:14.15)	(0:11.96)	(0:12.04)	(0:12.66)	(0:12.97)	(0:12.64)	(0:12.49)	(0:12.54)
17	13	Buthelezi	2:34.70	0:26.50	61.7 (2200-2000)	2:34.70	2:20.07 [18]	2:08.20 [17]	1:55.87 [17]	1:43.21 [17]	1:30.40 [17]	1:17.70 [17]	1:05.19 [17]
	(9)	Luke Nolen	21.7L (-4)	0:40.85	2200-2000 (0:11.87)	(0:14.63)	(0:11.87)	(0:12.33)	(0:12.66)	(0:12.81)	(0:12.70)	(0:12.52)	(0:12.42)
18	10	O'sheamus	2:36.44	0:25.27	63.6 (2400 - 2200)	2:36.44	2:22.73 [1]	2:11.17 [1]	1:59.13 [2]	1:46.33 [2]	1:33.56 [3]	1:21.15 [4]	1:08.70 [4]
	(18)	Ethan Brown	31.9L (-5)	0:43.20	2200-2000 (0:11.56)	(0:13.71)	(0:11.56)	(0:12.04)	(0:12.80)	(0:12.76)	(0:12.41)	(0:12.46)	(0:12.84)

Scratched: Certify (#19), Castello Grande (#20), Contingency (#21), Valiant Sun (#22), Eynesbury (#23)

Report Created: Sat 30 May 2026

(Note: Races are conducted over an approximate distance as close as possible to the advertised distance, and recorded data may vary accordingly. Official times refer to race times only and do not include handicap times.)

[ ] Position in running at each section and finish    TAB# Saddle cloth number

Fastest split

-:-:- No data available at this section

BAR# Barrier/Gate Position

Fastest section

NA No data available

DNF Did not finish

DNT Did not track

DT-W Distance travelled compared to winner in metres



# Eagle Farm QLD

## Race 7: SKY RACING QUEENSLAND DERBY - 2400m

30 May 2026 - 3:16PM



BRISBANE  
RACING CLUB

Track Rating: Soft 5, Weather: Fine, Rail Position: True Entire Circuit

Field Times                      0:50.72    0:38.03    0:25.47    0:13.14  
(Race Tempo)                    (0:12.69)   (0:12.57)   (0:12.32)   (0:13.14)

Rank	TAB#	Horse	Overall Time	First 400m	Top Speed km/h (Section)	L800	L600	L400	L200				
	(BAR#)	Jockey	Margin (DT-W)	Last 600m	Fastest Section (Time)	800 - 600	600 - 400	400 - 200	200 - Finish				
1	4	Providence	2:31.00	0:25.65	63.0 (2400 - 2200)	0:49.72 [10]	0:37.50 [10]	0:25.08 [5]	0:13.14 [1]				
	(6)	James McDonald		0:37.50	2200-2000 (0:11.75)	(0:12.22)	(0:12.42)	(0:11.94)	(0:13.14)				
2	7	Monopolistic	2:31.16	0:25.93	62.7 (2200-2000)	0:49.66 [12]	0:37.49 [11]	0:24.99 [11]	0:13.01 [2]				
	(13)	Ben Melham	0.9L (+4)	0:37.49	2200-2000 (0:11.79)	(0:12.17)	(0:12.50)	(0:11.98)	(0:13.01)				
3	17	Inspired Legend	2:31.22	0:26.58	61.3 (600-400)	0:49.34 [17]	0:37.11 [18]	0:24.86 [16]	0:12.89 [4]				
	(8)	Jamie Melham	1.2L (+0)	0:37.11	400-200 (0:11.97)	(0:12.24)	(0:12.25)	(0:11.97)	(0:12.89)				
4	3	Different Gravy	2:31.35	0:26.20	60.9 (2200-2000)	0:49.60 [16]	0:37.47 [15]	0:25.20 [10]	0:12.96 [6]				
	(4)	Mark Zahra	2.0L (-2)	0:37.47	2200-2000 (0:12.00)	(0:12.13)	(0:12.27)	(0:12.24)	(0:12.96)				
5	18	Solid Gold	2:32.01	0:25.42	63.3 (2200-2000)	0:50.92 [8]	0:38.60 [7]	0:26.23 [4]	0:13.59 [7]				
	(14)	Tommy Berry	5.9L (-5)	0:38.60	2200-2000 (0:11.53)	(0:12.32)	(0:12.38)	(0:12.63)	(0:13.59)				
6	6	Beauty Swift	2:32.33	0:25.87	63.2 (2200-2000)	0:51.70 [4]	0:39.19 [3]	0:26.70 [2]	0:13.96 [5]				
	(17)	Kerrin McEvoy	7.8L (-2)	0:39.19	2200-2000 (0:11.64)	(0:12.51)	(0:12.49)	(0:12.74)	(0:13.96)				
7	15	Michelangelo	2:32.34	0:26.40	61.0 (2200-2000)	0:50.72 [14]	0:38.32 [16]	0:26.00 [15]	0:13.44 [11]				
	(10)	Nash Rawiller	7.8L (+2)	0:38.33	2200-2000 (0:11.94)	(0:12.39)	(0:12.32)	(0:12.57)	(0:13.44)				
8	11	Defendant	2:32.34	0:26.31	61.4 (2400 - 2200)	0:50.76 [13]	0:38.51 [13]	0:26.05 [14]	0:13.64 [9]				
	(7)	Jason Collett	7.9L (+4)	0:38.51	2200-2000 (0:11.92)	(0:12.25)	(0:12.46)	(0:12.41)	(0:13.64)				
9	14	Falcon Lair	2:32.78	0:25.53	62.2 (2200-2000)	0:51.77 [7]	0:39.37 [8]	0:26.67 [9]	0:13.76 [12]				
	(11)	Adam Hyeronimus	10.5L (-7)	0:39.37	2200-2000 (0:11.69)	(0:12.40)	(0:12.70)	(0:12.91)	(0:13.76)				
10	1	Kilman	2:32.79	0:25.37	63.2 (2200-2000)	0:52.51 [1]	0:39.82 [1]	0:27.26 [1]	0:14.48 [3]				
	(3)	Ryan Maloney	10.5L (+1)	0:39.83	2200-2000 (0:11.59)	(0:12.69)	(0:12.57)	(0:12.78)	(0:14.48)				

Scratched: Certify (#19), Castello Grande (#20), Contingency (#21), Valiant Sun (#22), Eynesbury (#23)

Report Created: Sat 30 May 2026

(Note: Races are conducted over an approximate distance as close as possible to the advertised distance, and recorded data may vary accordingly. Official times refer to race times only and do not include handicap times.)

[ ] Position in running at each section and finish    TAB# Saddle cloth number  
 -:-:- No data available at this section                    BAR# Barrier/Gate Position  
 NA No data available    DNF Did not finish  
 DNT Did not track    DT-W Distance travelled compared to winner in metres

Fastest split  
 Fastest section

Page 3/22  
 data processed by TRIPLES DATA



# Eagle Farm QLD

## Race 7: SKY RACING QUEENSLAND DERBY - 2400m

30 May 2026 - 3:16PM



BRISBANE  
RACING CLUB

Track Rating: Soft 5, Weather: Fine, Rail Position: True Entire Circuit

Field Times                      0:50.72    0:38.03    0:25.47    0:13.14  
(Race Tempo)                    (0:12.69)   (0:12.57)   (0:12.32)   (0:13.14)

Rank	TAB#	Horse	Overall Time	First 400m	Top Speed km/h (Section)	L800	L600	L400	L200				
	(BAR#)	Jockey	Margin (DT-W)	Last 600m	Fastest Section (Time)	800 - 600	600 - 400	400 - 200	200 - Finish				
11	9	Amazake	2:32.80	0:25.45	63.0 (2200-2000)	0:51.85 [6]	0:39.56 [5]	0:27.02 [3]	0:14.19 [8]				
	(12)	Lachlan Neindorf	10.6L (+8)	0:39.56	2200-2000 (0:11.63)	(0:12.29)	(0:12.53)	(0:12.84)	(0:14.19)				
12	16	Chillies	2:33.35	0:26.42	61.5 (2400 - 2200)	0:51.62 [15]	0:39.29 [17]	0:26.44 [18]	0:13.46 [17]				
	(2)	Jordan Childs	13.8L (-1)	0:39.30	2200-2000 (0:11.99)	(0:12.33)	(0:12.86)	(0:12.98)	(0:13.46)				
13	12	Accidental Bid	2:33.42	0:25.79	62.9 (2200-2000)	0:52.31 [9]	0:39.98 [9]	0:27.41 [7]	0:14.56 [10]				
	(5)	John Allen	14.2L (+2)	0:39.97	2200-2000 (0:11.69)	(0:12.33)	(0:12.56)	(0:12.85)	(0:14.56)				
14	2	One Step Closer	2:33.55	0:25.71	63.2 (2200-2000)	0:53.03 [2]	0:40.44 [2]	0:27.54 [8]	0:14.35 [14]				
	(16)	Ben Thompson	15.0L (-3)	0:40.44	2200-2000 (0:11.66)	(0:12.59)	(0:12.90)	(0:13.19)	(0:14.35)				
15	5	Options	2:33.71	0:25.94	62.9 (2200-2000)	0:52.93 [5]	0:40.44 [6]	0:27.73 [6]	0:14.62 [13]				
	(15)	Tim Clark	15.9L (+4)	0:40.44	2200-2000 (0:11.75)	(0:12.49)	(0:12.71)	(0:13.11)	(0:14.62)				
16	8	Southern Prince	2:34.02	0:26.11	61.5 (2200-2000)	0:52.56 [11]	0:40.32 [12]	0:27.58 [17]	0:14.47 [16]				
	(1)	Tom Sherry	17.8L (-3)	0:40.33	2200-2000 (0:11.96)	(0:12.24)	(0:12.75)	(0:13.11)	(0:14.47)				
17	13	Buthlezi	2:34.70	0:26.50	61.7 (2200-2000)	0:52.77 [18]	0:40.85 [14]	0:28.49 [12]	0:15.28 [15]				
	(9)	Luke Nolen	21.7L (-4)	0:40.85	2200-2000 (0:11.87)	(0:11.92)	(0:12.36)	(0:13.21)	(0:15.28)				
18	10	O'sheamus	2:36.44	0:25.27	63.6 (2400 - 2200)	0:55.86 [3]	0:43.21 [4]	0:30.22 [13]	0:15.86 [18]				
	(18)	Ethan Brown	31.9L (-5)	0:43.20	2200-2000 (0:11.56)	(0:12.65)	(0:12.98)	(0:14.36)	(0:15.86)				

Scratched: Certify (#19), Castello Grande (#20), Contingency (#21), Valiant Sun (#22), Eynesbury (#23)

Report Created: Sat 30 May 2026

(Note: Races are conducted over an approximate distance as close as possible to the advertised distance, and recorded data may vary accordingly. Official times refer to race times only and do not include handicap times.)

[ ] Position in running at each section and finish    TAB# Saddle cloth number  
 -:-:- No data available at this section                    BAR# Barrier/Gate Position  
 NA No data available    DNF Did not finish  
 DNT Did not track     DT-W Distance travelled compared to winner in metres

Fastest split  
 Fastest section

data processed by TRIPLES DATA

Horse/Jockey Name	Providence/James McDonald
Finish Rank	1
Fastest Section Time (Section)	0:11.75 (2200-2000)
Top Speed [km/h] (Section)	63.0 (2400 - 2200)
Race State	Finished



Eagle Farm QLD --Professional-2026-05-30

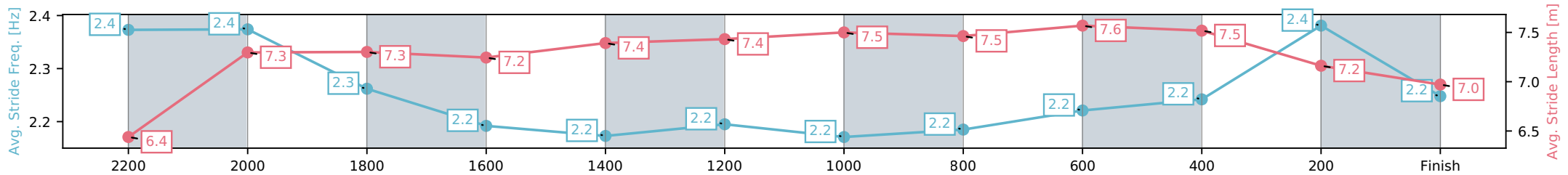
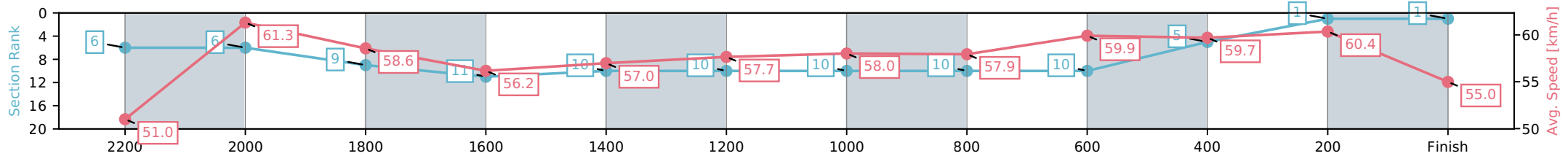
Race 7: SKY RACING QUEENSLAND DERBY - 2400m

30 May 2026 - 3:16PM

Track Rating: Soft 5, Weather: Fine, Rail Position: True Entire Circuit



Section	L2400	L2200	L2000	L1800	L1600	L1400	L1200	L1000	L800	L600	L400	L200
Section Times	2:31.00 (0:13.90)	2:17.10 [6] (0:11.75)	2:05.34 [6] (0:12.31)	1:53.03 [9] (0:12.96)	1:40.08 [11] (0:12.75)	1:27.33 [10] (0:12.55)	1:14.78 [10] (0:12.43)	1:02.36 [10] (0:12.64)	0:49.72 [10] (0:12.22)	0:37.50 [10] (0:12.42)	0:25.08 [5] (0:11.94)	0:13.14 [1] (0:13.14)
Average Speed [km/h]	51.0	61.3	58.6	56.2	57.0	57.7	58.0	57.9	59.9	59.7	60.4	55.0
Top Speed [km/h]	63.0	63.0	60.0	57.6	58.4	59.2	59.4	59.4	60.8	60.2	62.2	58.3
Avg. Dist. to Rail [m]	3.9	1.3	0.7	1.8	2.8	3.4	3.8	3.0	3.9	5.8	9.9	7.1
Avg. Stride Freq. [Hz]	2.4	2.4	2.3	2.2	2.2	2.2	2.2	2.2	2.2	2.2	2.4	2.2
Avg. Stride Length [m]	6.4	7.3	7.3	7.2	7.4	7.4	7.4	7.5	7.5	7.6	7.5	7.0



[ ] Ranking at each section and finish  
 -:-:- No data available at this section  
 NA No data available

Horse/Jockey Name	Monopolistic/Ben Melham
Finish Rank	2
Fastest Section Time (Section)	0:11.79 (2200-2000)
Top Speed [km/h] (Section)	62.7 (2200-2000)
Race State	Finished



Eagle Farm QLD --Professional-2026-05-30

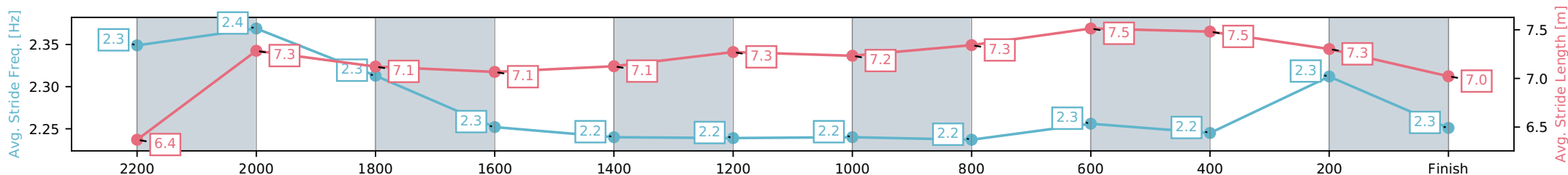
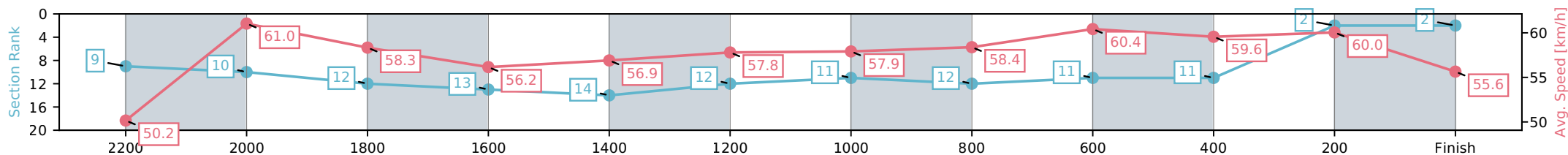
Race 7: SKY RACING QUEENSLAND DERBY - 2400m

30 May 2026 - 3:16PM

Track Rating: Soft 5, Weather: Fine, Rail Position: True Entire Circuit



Section	L2400	L2200	L2000	L1800	L1600	L1400	L1200	L1000	L800	L600	L400	L200
Section Times	2:31.16 (0:14.14)	2:17.02 [9] (0:11.79)	2:05.23 [10] (0:12.32)	1:52.91 [12] (0:12.94)	1:39.97 [13] (0:12.78)	1:27.20 [14] (0:12.49)	1:14.71 [12] (0:12.44)	1:02.26 [11] (0:12.60)	0:49.66 [12] (0:12.17)	0:37.49 [11] (0:12.50)	0:24.99 [11] (0:11.98)	0:13.01 [2] (0:13.01)
Average Speed [km/h]	50.2	61.0	58.3	56.2	56.9	57.8	57.9	58.4	60.4	59.6	60.0	55.6
Top Speed [km/h]	62.2	62.7	59.5	58.7	58.2	58.7	59.5	59.7	60.9	60.9	60.9	58.4
Avg. Dist. to Rail [m]	8.2	1.1	1.1	2.0	2.6	3.3	3.8	4.0	4.7	6.6	12.3	10.3
Avg. Stride Freq. [Hz]	2.3	2.4	2.3	2.3	2.2	2.2	2.2	2.2	2.3	2.2	2.3	2.3
Avg. Stride Length [m]	6.4	7.3	7.1	7.1	7.1	7.3	7.2	7.3	7.5	7.5	7.3	7.0



- [ ] Ranking at each section and finish
- :-:- No data available at this section
- NA No data available

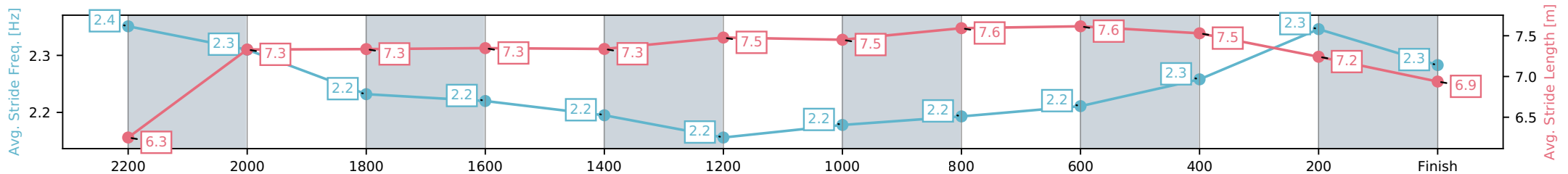
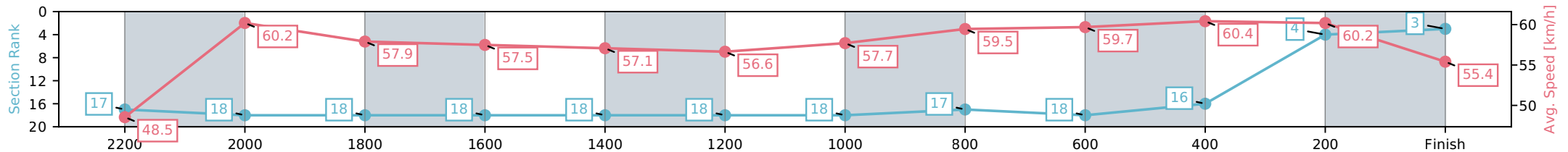
Horse/Jockey Name	Inspired Legend/Jamie Melham
Finish Rank	3
Fastest Section Time (Section)	0:11.97 (400-200)
Top Speed [km/h] (Section)	61.3 (600-400)
Race State	Finished



Eagle Farm QLD --Professional-2026-05-30  
 Race 7: SKY RACING QUEENSLAND DERBY - 2400m  
 30 May 2026 - 3:16PM  
 Track Rating: Soft 5, Weather: Fine, Rail Position: True Entire Circuit



Section	L2400	L2200	L2000	L1800	L1600	L1400	L1200	L1000	L800	L600	L400	L200
Section Times	2:31.22 (0:14.60)	2:16.62 [17] (0:11.98)	2:04.64 [18] (0:12.42)	1:52.23 [18] (0:12.60)	1:39.63 [18] (0:12.71)	1:26.92 [18] (0:12.77)	1:14.14 [18] (0:12.51)	1:01.64 [18] (0:12.29)	0:49.34 [17] (0:12.24)	0:37.11 [18] (0:12.25)	0:24.86 [16] (0:11.97)	0:12.89 [4] (0:12.89)
Average Speed [km/h]	48.5	60.2	57.9	57.5	57.1	56.6	57.7	59.5	59.7	60.4	60.2	55.4
Top Speed [km/h]	59.4	60.7	59.0	59.1	58.7	58.3	59.1	61.0	60.4	61.3	61.0	58.7
Avg. Dist. to Rail [m]	5.2	1.8	0.6	1.2	2.5	3.2	3.8	3.1	2.9	5.8	12.7	12.5
Avg. Stride Freq. [Hz]	2.4	2.3	2.2	2.2	2.2	2.2	2.2	2.2	2.2	2.3	2.3	2.3
Avg. Stride Length [m]	6.3	7.3	7.3	7.3	7.3	7.5	7.5	7.6	7.6	7.5	7.2	6.9



- [ ] Ranking at each section and finish
- :-:- No data available at this section
- NA No data available

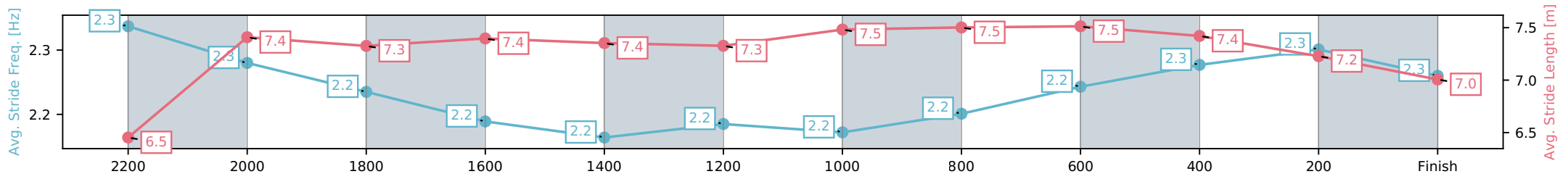
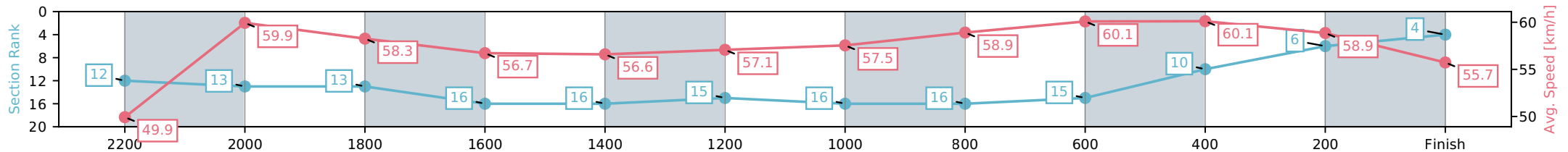
Horse/Jockey Name	Different Gravy/Mark Zahra
Finish Rank	4
Fastest Section Time (Section)	0:12.00 (2200-2000)
Top Speed [km/h] (Section)	60.9 (2200-2000)
Race State	Finished



Eagle Farm QLD --Professional-2026-05-30  
 Race 7: SKY RACING QUEENSLAND DERBY - 2400m  
 30 May 2026 - 3:16PM  
 Track Rating: Soft 5, Weather: Fine, Rail Position: True Entire Circuit



Section	L2400	L2200	L2000	L1800	L1600	L1400	L1200	L1000	L800	L600	L400	L200
Section Times	2:31.35 (0:14.20)	2:17.15 [12] (0:12.00)	2:05.15 [13] (0:12.34)	1:52.80 [13] (0:12.74)	1:40.06 [16] (0:12.82)	1:27.24 [16] (0:12.66)	1:14.58 [15] (0:12.54)	1:02.04 [16] (0:12.44)	0:49.60 [16] (0:12.13)	0:37.47 [15] (0:12.27)	0:25.20 [10] (0:12.24)	0:12.96 [6] (0:12.96)
Average Speed [km/h]	49.9	59.9	58.3	56.7	56.6	57.1	57.5	58.9	60.1	60.1	58.9	55.7
Top Speed [km/h]	60.9	60.9	59.0	58.9	57.9	57.8	58.4	59.9	60.8	60.7	60.1	57.6
Avg. Dist. to Rail [m]	2.8	0.6	0.6	0.8	2.3	3.0	3.7	3.4	2.8	4.9	11.6	10.4
Avg. Stride Freq. [Hz]	2.3	2.3	2.2	2.2	2.2	2.2	2.2	2.2	2.2	2.3	2.3	2.3
Avg. Stride Length [m]	6.5	7.4	7.3	7.4	7.4	7.3	7.5	7.5	7.5	7.4	7.2	7.0



- [ ] Ranking at each section and finish
- :-:- No data available at this section
- NA No data available

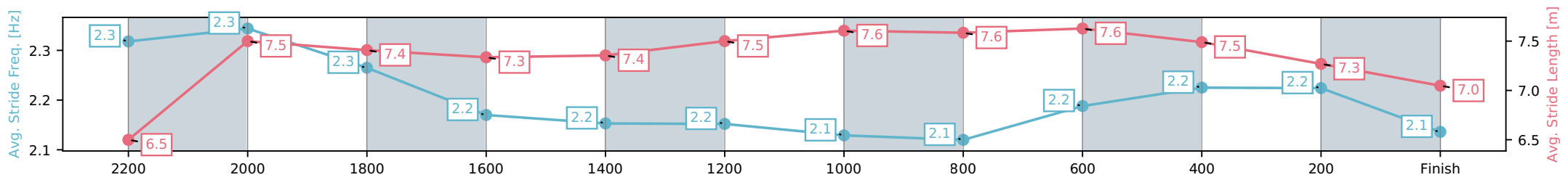
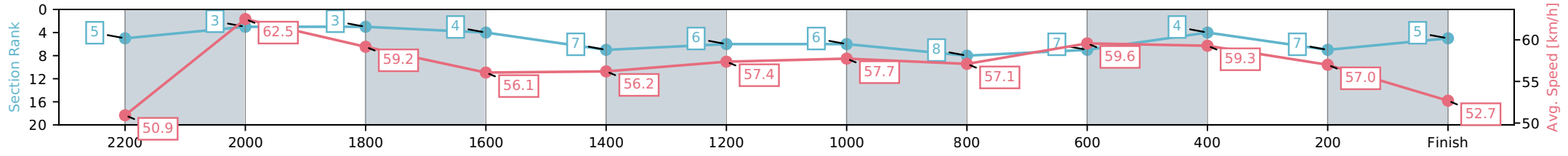
Horse/Jockey Name	Solid Gold/Tommy Berry
Finish Rank	5
Fastest Section Time (Section)	0:11.53 (2200-2000)
Top Speed [km/h] (Section)	63.3 (2200-2000)
Race State	Finished



Eagle Farm QLD --Professional-2026-05-30  
 Race 7: SKY RACING QUEENSLAND DERBY - 2400m  
 30 May 2026 - 3:16PM  
 Track Rating: Soft 5, Weather: Fine, Rail Position: True Entire Circuit



Section	L2400	L2200	L2000	L1800	L1600	L1400	L1200	L1000	L800	L600	L400	L200
Section Times	2:32.01 (0:13.89)	2:18.12 [5] (0:11.53)	2:06.59 [3] (0:12.19)	1:54.40 [3] (0:12.80)	1:41.60 [4] (0:12.82)	1:28.78 [7] (0:12.57)	1:16.21 [6] (0:12.49)	1:03.72 [6] (0:12.80)	0:50.92 [8] (0:12.32)	0:38.60 [7] (0:12.38)	0:26.23 [4] (0:12.63)	0:13.59 [7] (0:13.59)
Average Speed [km/h]	50.9	62.5	59.2	56.1	56.2	57.4	57.7	57.1	59.6	59.3	57.0	52.7
Top Speed [km/h]	62.4	63.3	60.9	57.6	56.9	58.4	58.6	58.5	60.4	59.9	59.0	55.5
Avg. Dist. to Rail [m]	9.7	4.2	0.5	0.5	0.3	1.4	2.9	2.9	4.0	3.9	8.2	8.7
Avg. Stride Freq. [Hz]	2.3	2.3	2.3	2.2	2.2	2.2	2.1	2.1	2.2	2.2	2.2	2.1
Avg. Stride Length [m]	6.5	7.5	7.4	7.3	7.4	7.5	7.6	7.6	7.6	7.5	7.3	7.0



[ ] Ranking at each section and finish  
 -.-.- No data available at this section  
 NA No data available

Horse/Jockey Name	Beauty Swift/Kerrin McEvoy
Finish Rank	6
Fastest Section Time (Section)	0:11.64 (2200-2000)
Top Speed [km/h] (Section)	63.2 (2200-2000)
Race State	Finished



Eagle Farm QLD --Professional-2026-05-30

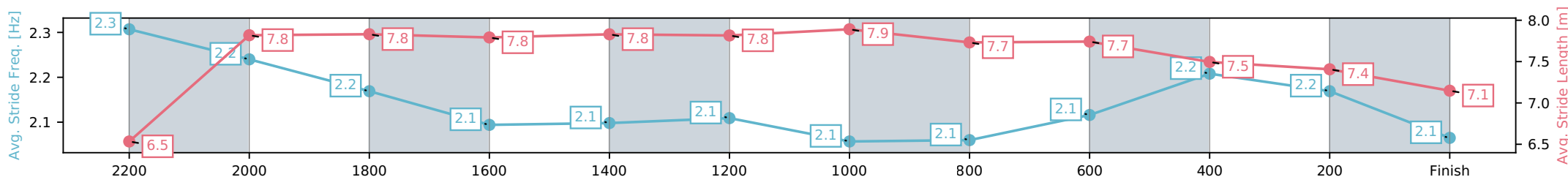
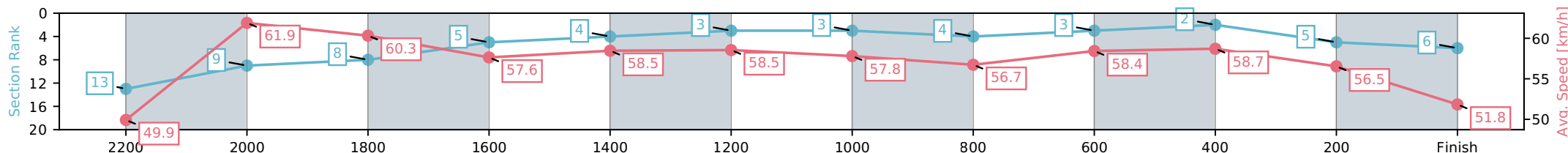
Race 7: SKY RACING QUEENSLAND DERBY - 2400m

30 May 2026 - 3:16PM

Track Rating: Soft 5, Weather: Fine, Rail Position: True Entire Circuit



Section	L2400	L2200	L2000	L1800	L1600	L1400	L1200	L1000	L800	L600	L400	L200
Section Times	2:32.33 (0:14.23)	2:18.10 [13] (0:11.64)	2:06.46 [9] (0:11.93)	1:54.53 [8] (0:12.65)	1:41.88 [5] (0:12.47)	1:29.41 [4] (0:12.34)	1:17.07 [3] (0:12.47)	1:04.61 [3] (0:12.90)	0:51.70 [4] (0:12.51)	0:39.19 [3] (0:12.49)	0:26.70 [2] (0:12.74)	0:13.96 [5] (0:13.96)
Average Speed [km/h]	49.9	61.9	60.3	57.6	58.5	58.5	57.8	56.7	58.4	58.7	56.5	51.8
Top Speed [km/h]	62.4	63.2	61.2	59.1	59.7	59.9	58.5	57.8	59.7	59.6	58.5	54.4
Avg. Dist. to Rail [m]	12.8	3.8	0.6	2.4	3.2	3.2	3.6	3.2	3.1	3.8	6.9	6.0
Avg. Stride Freq. [Hz]	2.3	2.2	2.2	2.1	2.1	2.1	2.1	2.1	2.1	2.2	2.2	2.1
Avg. Stride Length [m]	6.5	7.8	7.8	7.8	7.8	7.8	7.9	7.7	7.7	7.5	7.4	7.1



- [ ] Ranking at each section and finish
- :-:- No data available at this section
- NA No data available

Horse/Jockey Name	Michelangelo/Nash Rawiller
Finish Rank	7
Fastest Section Time (Section)	0:11.94 (2200-2000)
Top Speed [km/h] (Section)	61.0 (2200-2000)
Race State	Finished



Eagle Farm QLD --Professional-2026-05-30

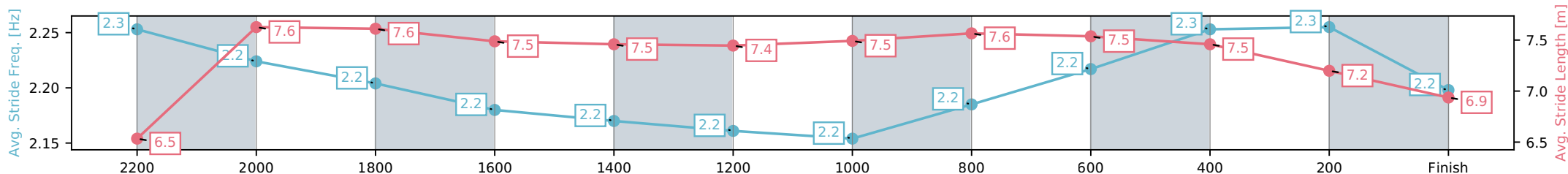
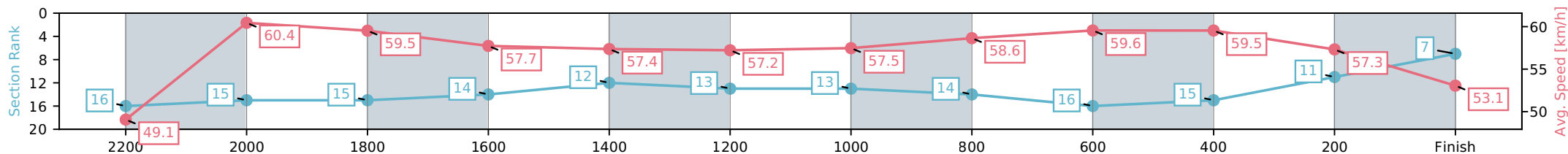
Race 7: SKY RACING QUEENSLAND DERBY - 2400m

30 May 2026 - 3:16PM

Track Rating: Soft 5, Weather: Fine, Rail Position: True Entire Circuit



Section	L2400	L2200	L2000	L1800	L1600	L1400	L1200	L1000	L800	L600	L400	L200
Section Times	2:32.34 (0:14.46)	2:17.88 [16] (0:11.94)	2:05.94 [15] (0:12.17)	1:53.78 [15] (0:12.66)	1:41.11 [14] (0:12.64)	1:28.47 [12] (0:12.64)	1:15.83 [13] (0:12.54)	1:03.29 [13] (0:12.58)	0:50.72 [14] (0:12.39)	0:38.32 [16] (0:12.32)	0:26.00 [15] (0:12.57)	0:13.44 [11] (0:13.44)
Average Speed [km/h]	49.1	60.4	59.5	57.7	57.4	57.2	57.5	58.6	59.6	59.5	57.3	53.1
Top Speed [km/h]	59.9	61.0	60.2	59.5	58.3	58.4	58.9	60.1	60.7	59.9	60.0	55.7
Avg. Dist. to Rail [m]	5.9	2.2	1.1	3.1	2.2	2.8	4.2	4.6	5.5	3.6	8.7	8.3
Avg. Stride Freq. [Hz]	2.3	2.2	2.2	2.2	2.2	2.2	2.2	2.2	2.2	2.3	2.3	2.2
Avg. Stride Length [m]	6.5	7.6	7.6	7.5	7.5	7.4	7.5	7.6	7.5	7.5	7.2	6.9



- [ ] Ranking at each section and finish
- :-:- No data available at this section
- NA No data available

Horse/Jockey Name	Defendant/ Jason Collett
Finish Rank	8
Fastest Section Time (Section)	0:11.92 (2200-2000)
Top Speed [km/h] (Section)	61.4 (2400 - 2200)
Race State	Finished



Eagle Farm QLD --Professional-2026-05-30

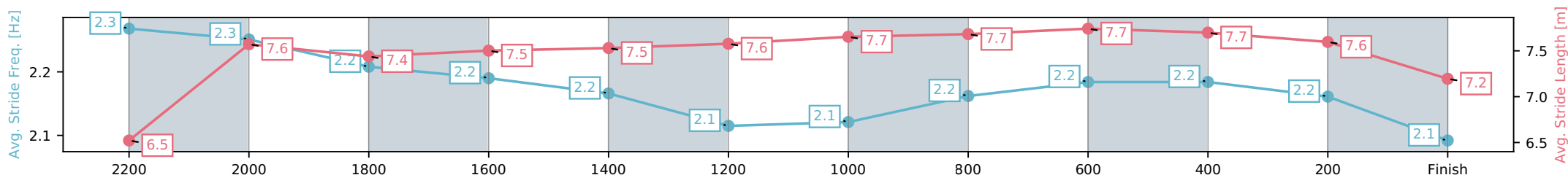
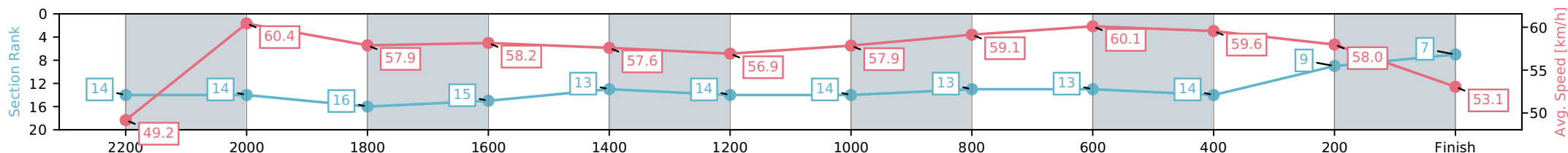
Race 7: SKY RACING QUEENSLAND DERBY - 2400m

30 May 2026 - 3:16PM

Track Rating: Soft 5, Weather: Fine, Rail Position: True Entire Circuit



Section	L2400	L2200	L2000	L1800	L1600	L1400	L1200	L1000	L800	L600	L400	L200
Section Times	2:32.34 (0:14.39)	2:17.95 [14] (0:11.92)	2:06.04 [14] (0:12.42)	1:53.61 [16] (0:12.54)	1:41.07 [15] (0:12.69)	1:28.38 [13] (0:12.69)	1:15.70 [14] (0:12.49)	1:03.20 [14] (0:12.45)	0:50.76 [13] (0:12.25)	0:38.51 [13] (0:12.46)	0:26.05 [14] (0:12.41)	0:13.64 [9] (0:13.64)
Average Speed [km/h]	49.2	60.4	57.9	58.2	57.6	56.9	57.9	59.1	60.1	59.6	58.0	53.1
Top Speed [km/h]	61.4	61.4	58.8	59.9	58.3	58.2	58.6	60.2	61.2	60.9	60.2	55.5
Avg. Dist. to Rail [m]	4.3	1.0	0.7	2.3	4.0	4.3	4.9	4.6	4.6	6.2	11.3	10.8
Avg. Stride Freq. [Hz]	2.3	2.3	2.2	2.2	2.2	2.1	2.1	2.2	2.2	2.2	2.2	2.1
Avg. Stride Length [m]	6.5	7.6	7.4	7.5	7.5	7.6	7.7	7.7	7.7	7.7	7.6	7.2



- [ ] Ranking at each section and finish
- :-:- No data available at this section
- NA No data available

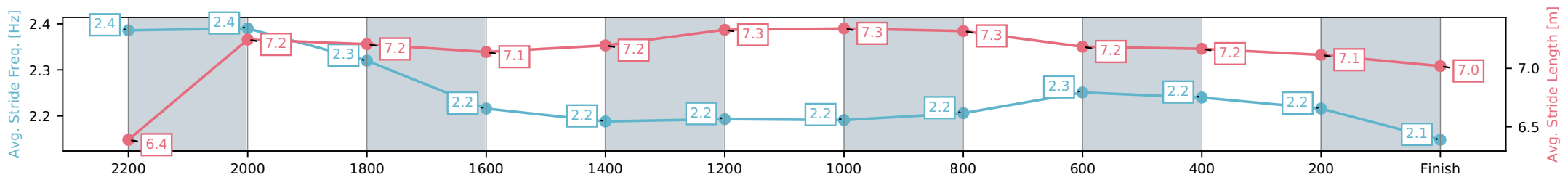
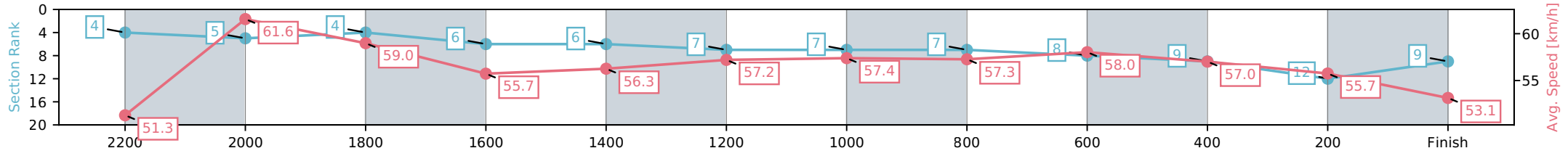
Horse/Jockey Name	Falcon Lair/Adam Hyeronimus
Finish Rank	9
Fastest Section Time (Section)	0:11.69 (2200-2000)
Top Speed [km/h] (Section)	62.2 (2200-2000)
Race State	Finished



Eagle Farm QLD --Professional-2026-05-30  
 Race 7: SKY RACING QUEENSLAND DERBY - 2400m  
 30 May 2026 - 3:16PM  
 Track Rating: Soft 5, Weather: Fine, Rail Position: True Entire Circuit



Section	L2400	L2200	L2000	L1800	L1600	L1400	L1200	L1000	L800	L600	L400	L200
Section Times	2:32.78 (0:13.84)	2:18.94 [4] (0:11.69)	2:07.25 [5] (0:12.10)	1:55.15 [4] (0:12.86)	1:42.29 [6] (0:12.74)	1:29.55 [6] (0:12.60)	1:16.95 [7] (0:12.54)	1:04.41 [7] (0:12.64)	0:51.77 [7] (0:12.40)	0:39.37 [8] (0:12.70)	0:26.67 [9] (0:12.91)	0:13.76 [12] (0:13.76)
Average Speed [km/h]	51.3	61.6	59.0	55.7	56.3	57.2	57.4	57.3	58.0	57.0	55.7	53.1
Top Speed [km/h]	62.1	62.2	60.1	57.3	57.6	57.8	58.3	57.8	59.1	58.4	57.4	54.8
Avg. Dist. to Rail [m]	7.3	1.6	1.7	0.8	1.2	0.5	1.7	0.8	0.4	1.2	6.0	9.5
Avg. Stride Freq. [Hz]	2.4	2.4	2.3	2.2	2.2	2.2	2.2	2.2	2.3	2.2	2.2	2.1
Avg. Stride Length [m]	6.4	7.2	7.2	7.1	7.2	7.3	7.3	7.3	7.2	7.2	7.1	7.0



[ ] Ranking at each section and finish  
 -.-.- No data available at this section  
 NA No data available

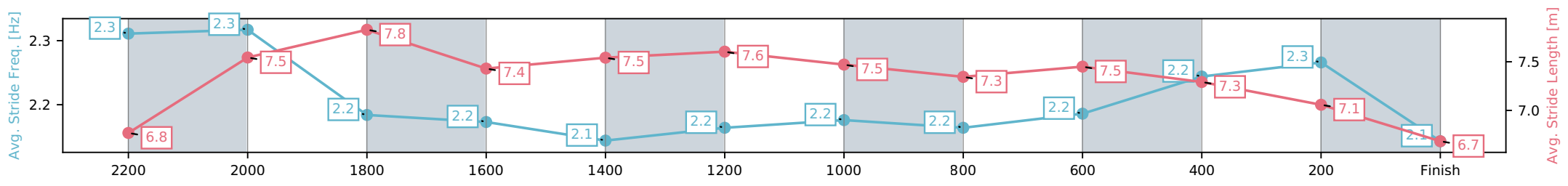
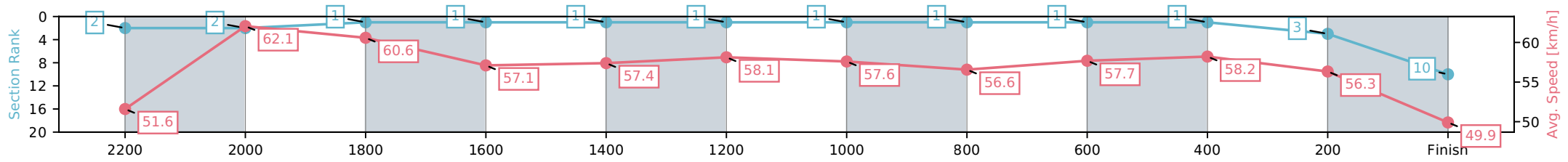
Horse/Jockey Name	Kilman/Ryan Maloney
Finish Rank	10
Fastest Section Time (Section)	0:11.59 (2200-2000)
Top Speed [km/h] (Section)	63.2 (2200-2000)
Race State	Finished



Eagle Farm QLD --Professional-2026-05-30  
 Race 7: SKY RACING QUEENSLAND DERBY - 2400m  
 30 May 2026 - 3:16PM  
 Track Rating: Soft 5, Weather: Fine, Rail Position: True Entire Circuit



Section	L2400	L2200	L2000	L1800	L1600	L1400	L1200	L1000	L800	L600	L400	L200
Section Times	2:32.79 (0:13.78)	2:19.01 [2] (0:11.59)	2:07.42 [2] (0:11.77)	1:55.66 [1] (0:12.70)	1:42.95 [1] (0:12.62)	1:30.34 [1] (0:12.40)	1:17.93 [1] (0:12.50)	1:05.43 [1] (0:12.92)	0:52.51 [1] (0:12.69)	0:39.82 [1] (0:12.57)	0:27.26 [1] (0:12.78)	0:14.48 [3] (0:14.48)
Average Speed [km/h]	51.6	62.1	60.6	57.1	57.4	58.1	57.6	56.6	57.7	58.2	56.3	49.9
Top Speed [km/h]	61.8	63.2	62.2	58.0	58.1	59.0	58.3	57.8	58.7	58.7	58.0	53.7
Avg. Dist. to Rail [m]	0.7	1.8	1.9	1.5	1.5	1.6	2.2	2.7	3.8	3.1	5.4	5.3
Avg. Stride Freq. [Hz]	2.3	2.3	2.2	2.2	2.1	2.2	2.2	2.2	2.2	2.2	2.3	2.1
Avg. Stride Length [m]	6.8	7.5	7.8	7.4	7.5	7.6	7.5	7.3	7.5	7.3	7.1	6.7



[ ] Ranking at each section and finish  
 -:-:- No data available at this section  
 NA No data available

Horse/Jockey Name	Amazake/Lachlan Neindorf
Finish Rank	11
Fastest Section Time (Section)	0:11.63 (2200-2000)
Top Speed [km/h] (Section)	63.0 (2200-2000)
Race State	Finished



Eagle Farm QLD --Professional-2026-05-30

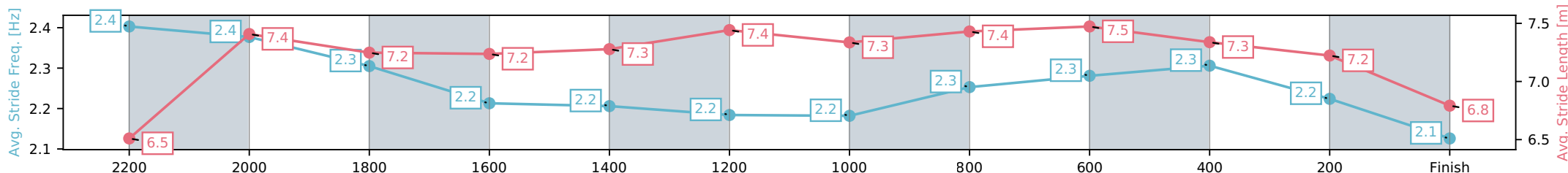
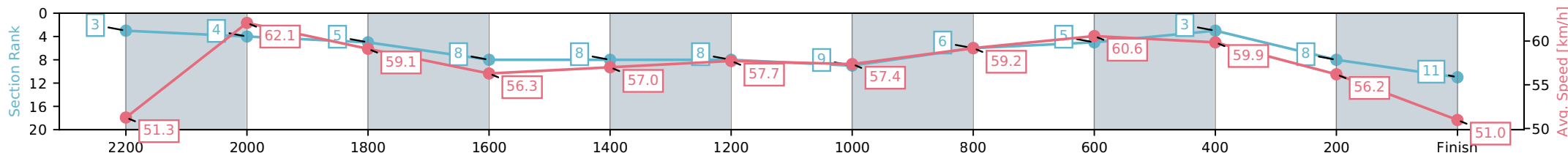
Race 7: SKY RACING QUEENSLAND DERBY - 2400m

30 May 2026 - 3:16PM

Track Rating: Soft 5, Weather: Fine, Rail Position: True Entire Circuit



Section	L2400	L2200	L2000	L1800	L1600	L1400	L1200	L1000	L800	L600	L400	L200
Section Times	2:32.80 (0:13.82)	2:18.98 [3] (0:11.63)	2:07.35 [4] (0:12.24)	1:55.11 [5] (0:12.95)	1:42.16 [8] (0:12.77)	1:29.39 [8] (0:12.52)	1:16.86 [8] (0:12.57)	1:04.30 [9] (0:12.45)	0:51.85 [6] (0:12.29)	0:39.56 [5] (0:12.53)	0:27.02 [3] (0:12.84)	0:14.19 [8] (0:14.19)
Average Speed [km/h]	51.3	62.1	59.1	56.3	57.0	57.7	57.4	59.2	60.6	59.9	56.2	51.0
Top Speed [km/h]	62.8	63.0	60.3	57.9	57.7	59.2	59.1	60.8	61.1	60.8	59.2	52.6
Avg. Dist. to Rail [m]	8.3	2.7	0.9	2.6	3.0	3.1	4.3	4.7	6.8	8.5	10.4	10.0
Avg. Stride Freq. [Hz]	2.4	2.4	2.3	2.2	2.2	2.2	2.2	2.2	2.3	2.3	2.2	2.1
Avg. Stride Length [m]	6.5	7.4	7.2	7.2	7.3	7.4	7.3	7.4	7.5	7.3	7.2	6.8



[ ] Ranking at each section and finish  
 -.-.- No data available at this section  
 NA No data available

Horse/Jockey Name	Chillies/Jordan Childs
Finish Rank	12
Fastest Section Time (Section)	0:11.99 (2200-2000)
Top Speed [km/h] (Section)	61.5 (2400 - 2200)
Race State	Finished



Eagle Farm QLD --Professional-2026-05-30

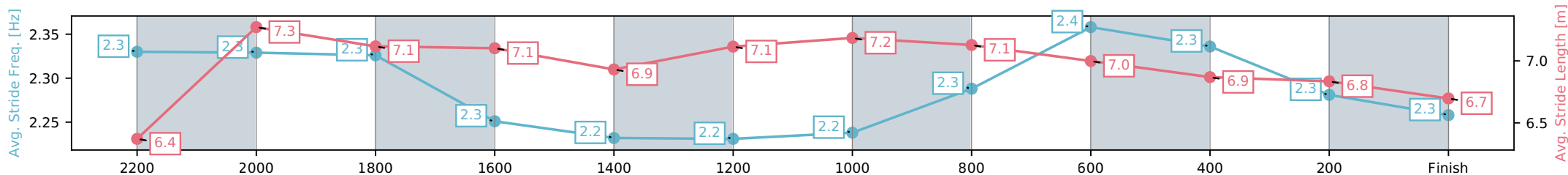
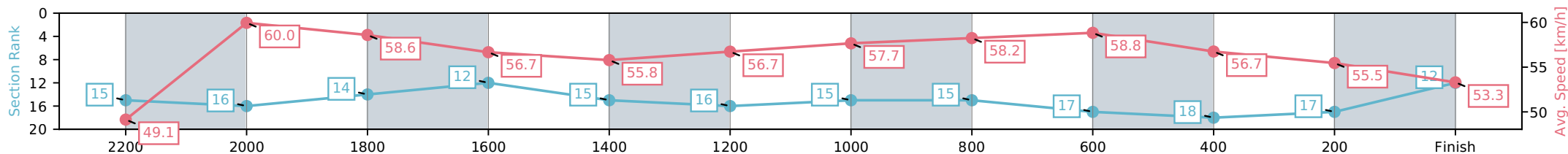
Race 7: SKY RACING QUEENSLAND DERBY - 2400m

30 May 2026 - 3:16PM

Track Rating: Soft 5, Weather: Fine, Rail Position: True Entire Circuit



Section	L2400	L2200	L2000	L1800	L1600	L1400	L1200	L1000	L800	L600	L400	L200
Section Times	2:33.35 (0:14.43)	2:18.92 [15] (0:11.99)	2:06.93 [16] (0:12.14)	1:54.79 [14] (0:12.62)	1:42.17 [12] (0:12.90)	1:29.27 [15] (0:12.70)	1:16.56 [16] (0:12.51)	1:04.05 [15] (0:12.43)	0:51.62 [15] (0:12.33)	0:39.29 [17] (0:12.86)	0:26.44 [18] (0:12.98)	0:13.46 [17] (0:13.46)
Average Speed [km/h]	49.1	60.0	58.6	56.7	55.8	56.7	57.7	58.2	58.8	56.7	55.5	53.3
Top Speed [km/h]	61.5	61.3	60.0	58.2	56.9	57.7	58.3	59.2	59.5	58.1	55.9	55.0
Avg. Dist. to Rail [m]	0.8	1.1	2.4	1.4	0.4	0.8	1.6	1.1	1.7	2.7	4.8	6.0
Avg. Stride Freq. [Hz]	2.3	2.3	2.3	2.3	2.2	2.2	2.2	2.3	2.4	2.3	2.3	2.3
Avg. Stride Length [m]	6.4	7.3	7.1	7.1	6.9	7.1	7.2	7.1	7.0	6.9	6.8	6.7



- [ ] Ranking at each section and finish
- :-:- No data available at this section
- NA No data available

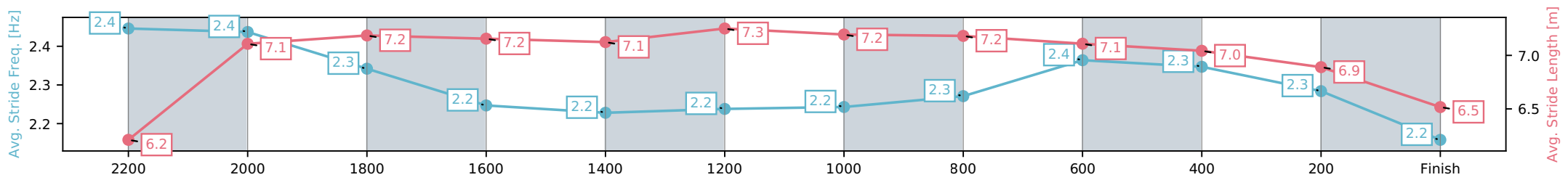
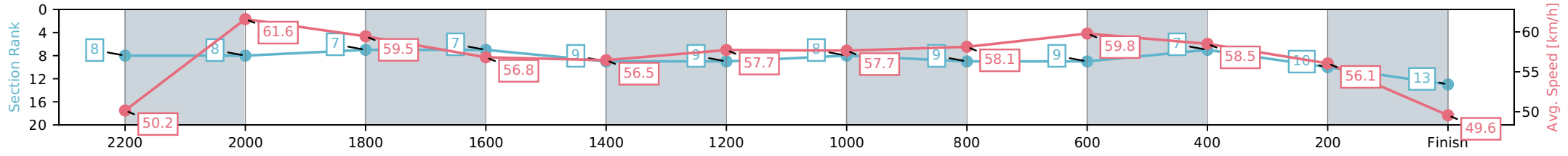
Horse/Jockey Name	Accidental Bid/John Allen
Finish Rank	13
Fastest Section Time (Section)	0:11.69 (2200-2000)
Top Speed [km/h] (Section)	62.9 (2200-2000)
Race State	Finished



Eagle Farm QLD --Professional-2026-05-30  
 Race 7: SKY RACING QUEENSLAND DERBY - 2400m  
 30 May 2026 - 3:16PM  
 Track Rating: Soft 5, Weather: Fine, Rail Position: True Entire Circuit



Section	L2400	L2200	L2000	L1800	L1600	L1400	L1200	L1000	L800	L600	L400	L200
Section Times	2:33.42 (0:14.10)	2:19.32 [8] (0:11.69)	2:07.63 [8] (0:12.01)	1:55.62 [7] (0:12.77)	1:42.85 [7] (0:12.89)	1:29.96 [9] (0:12.51)	1:17.45 [9] (0:12.51)	1:04.94 [8] (0:12.63)	0:52.31 [9] (0:12.33)	0:39.98 [9] (0:12.56)	0:27.41 [7] (0:12.85)	0:14.56 [10] (0:14.56)
Average Speed [km/h]	50.2	61.6	59.5	56.8	56.5	57.7	57.7	58.1	59.8	58.5	56.1	49.6
Top Speed [km/h]	62.4	62.9	60.7	59.0	57.5	58.4	58.8	59.7	60.2	59.2	61.7	52.7
Avg. Dist. to Rail [m]	3.0	0.5	1.4	1.4	3.0	3.3	3.8	4.0	5.2	3.9	5.9	7.1
Avg. Stride Freq. [Hz]	2.4	2.4	2.3	2.2	2.2	2.2	2.2	2.3	2.4	2.3	2.3	2.2
Avg. Stride Length [m]	6.2	7.1	7.2	7.2	7.1	7.3	7.2	7.2	7.1	7.0	6.9	6.5



[ ] Ranking at each section and finish  
 -:-:- No data available at this section  
 NA No data available

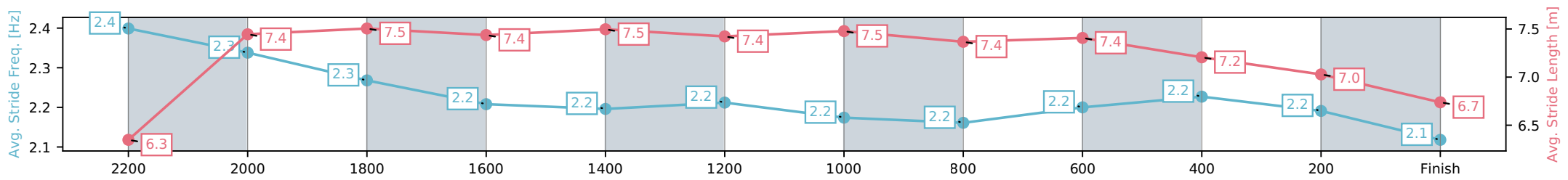
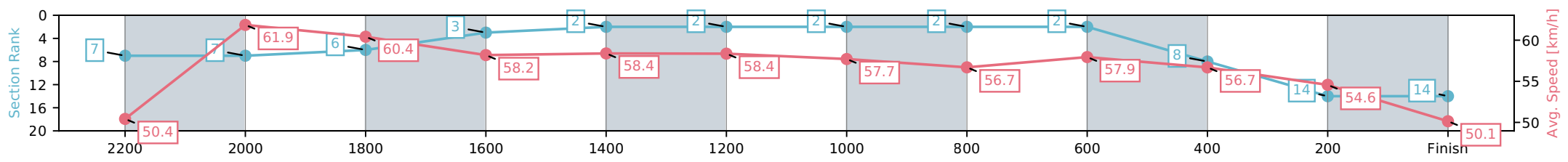
Horse/Jockey Name	One Step Closer/Ben Thompson
Finish Rank	14
Fastest Section Time (Section)	0:11.66 (2200-2000)
Top Speed [km/h] (Section)	63.2 (2200-2000)
Race State	Finished



Eagle Farm QLD --Professional-2026-05-30  
 Race 7: SKY RACING QUEENSLAND DERBY - 2400m  
 30 May 2026 - 3:16PM  
 Track Rating: Soft 5, Weather: Fine, Rail Position: True Entire Circuit



Section	L2400	L2200	L2000	L1800	L1600	L1400	L1200	L1000	L800	L600	L400	L200
Section Times	2:33.55 (0:14.05)	2:19.50 [7] (0:11.66)	2:07.83 [7] (0:11.98)	1:55.85 [6] (0:12.57)	1:43.28 [3] (0:12.48)	1:30.81 [2] (0:12.37)	1:18.44 [2] (0:12.50)	1:05.94 [2] (0:12.91)	0:53.03 [2] (0:12.59)	0:40.44 [2] (0:12.90)	0:27.54 [8] (0:13.19)	0:14.35 [14] (0:14.35)
Average Speed [km/h]	50.4	61.9	60.4	58.2	58.4	58.4	57.7	56.7	57.9	56.7	54.6	50.1
Top Speed [km/h]	62.5	63.2	61.5	58.8	59.5	59.0	58.5	57.6	58.4	57.3	55.8	53.0
Avg. Dist. to Rail [m]	12.4	4.5	0.9	3.2	3.1	2.6	3.6	3.0	2.8	3.4	7.9	10.1
Avg. Stride Freq. [Hz]	2.4	2.3	2.3	2.2	2.2	2.2	2.2	2.2	2.2	2.2	2.2	2.1
Avg. Stride Length [m]	6.3	7.4	7.5	7.4	7.5	7.4	7.5	7.4	7.4	7.2	7.0	6.7



[ ] Ranking at each section and finish  
 -.-.- No data available at this section  
 NA No data available

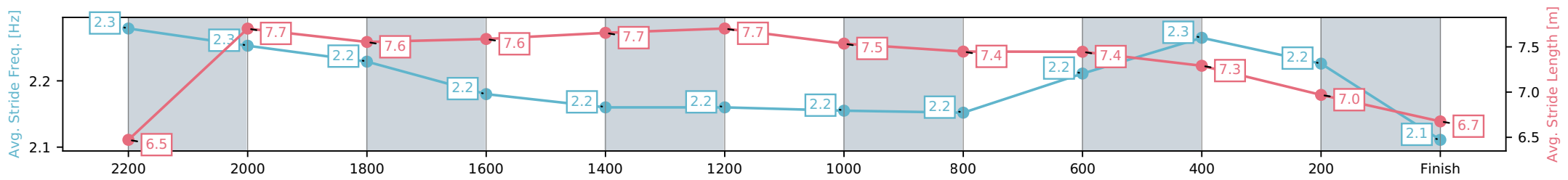
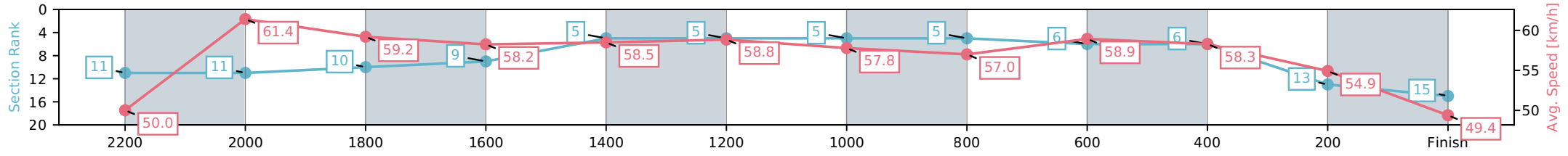
Horse/Jockey Name	Options/Tim Clark
Finish Rank	15
Fastest Section Time (Section)	0:11.75 (2200-2000)
Top Speed [km/h] (Section)	62.9 (2200-2000)
Race State	Finished



Eagle Farm QLD --Professional-2026-05-30  
 Race 7: SKY RACING QUEENSLAND DERBY - 2400m  
 30 May 2026 - 3:16PM  
 Track Rating: Soft 5, Weather: Fine, Rail Position: True Entire Circuit



Section	L2400	L2200	L2000	L1800	L1600	L1400	L1200	L1000	L800	L600	L400	L200
Section Times	2:33.71 (0:14.19)	2:19.52 [11] (0:11.75)	2:07.77 [11] (0:12.20)	1:55.57 [10] (0:12.54)	1:43.03 [9] (0:12.44)	1:30.59 [5] (0:12.29)	1:18.30 [5] (0:12.48)	1:05.82 [5] (0:12.89)	0:52.93 [5] (0:12.49)	0:40.44 [6] (0:12.71)	0:27.73 [6] (0:13.11)	0:14.62 [13] (0:14.62)
Average Speed [km/h]	50.0	61.4	59.2	58.2	58.5	58.8	57.8	57.0	58.9	58.3	54.9	49.4
Top Speed [km/h]	62.9	62.9	60.3	59.6	59.4	59.8	58.6	58.2	60.0	59.6	57.4	52.8
Avg. Dist. to Rail [m]	10.7	2.9	0.9	2.5	3.6	3.6	3.5	4.0	4.9	5.9	9.4	11.1
Avg. Stride Freq. [Hz]	2.3	2.3	2.2	2.2	2.2	2.2	2.2	2.2	2.2	2.3	2.2	2.1
Avg. Stride Length [m]	6.5	7.7	7.6	7.6	7.7	7.7	7.5	7.4	7.4	7.3	7.0	6.7



[ ] Ranking at each section and finish  
 -.-.- No data available at this section  
 NA No data available

Horse/Jockey Name	Southern Prince/Tom Sherry
Finish Rank	16
Fastest Section Time (Section)	0:11.96 (2200-2000)
Top Speed [km/h] (Section)	61.5 (2200-2000)
Race State	Finished



Eagle Farm QLD --Professional-2026-05-30

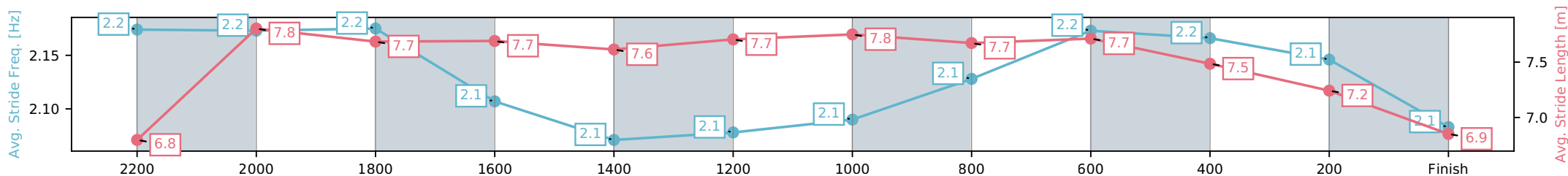
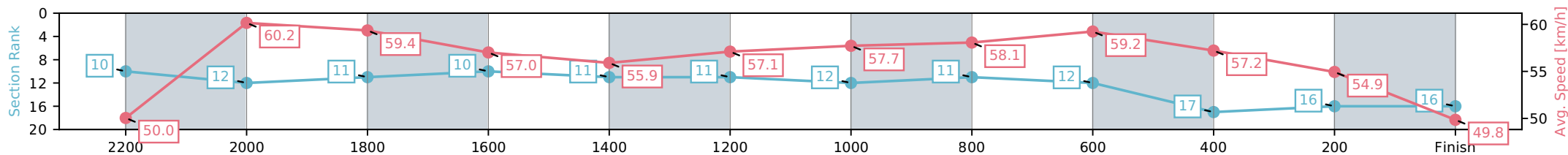
Race 7: SKY RACING QUEENSLAND DERBY - 2400m

30 May 2026 - 3:16PM

Track Rating: Soft 5, Weather: Fine, Rail Position: True Entire Circuit



Section	L2400	L2200	L2000	L1800	L1600	L1400	L1200	L1000	L800	L600	L400	L200
Section Times	2:34.02 (0:14.15)	2:19.87 [10] (0:11.96)	2:07.91 [12] (0:12.04)	1:55.87 [11] (0:12.66)	1:43.21 [10] (0:12.97)	1:30.24 [11] (0:12.64)	1:17.59 [11] (0:12.49)	1:05.10 [12] (0:12.54)	0:52.56 [11] (0:12.24)	0:40.32 [12] (0:12.75)	0:27.58 [17] (0:13.11)	0:14.47 [16] (0:14.47)
Average Speed [km/h]	50.0	60.2	59.4	57.0	55.9	57.1	57.7	58.1	59.2	57.2	54.9	49.8
Top Speed [km/h]	61.5	61.5	60.6	58.7	56.9	58.0	58.7	59.4	59.9	58.5	55.8	53.4
Avg. Dist. to Rail [m]	0.7	1.2	1.4	0.7	2.0	2.1	2.6	2.3	1.6	2.6	9.8	11.7
Avg. Stride Freq. [Hz]	2.2	2.2	2.2	2.1	2.1	2.1	2.1	2.1	2.2	2.2	2.1	2.1
Avg. Stride Length [m]	6.8	7.8	7.7	7.7	7.6	7.7	7.8	7.7	7.7	7.5	7.2	6.9



- [ ] Ranking at each section and finish
- :-:- No data available at this section
- NA No data available

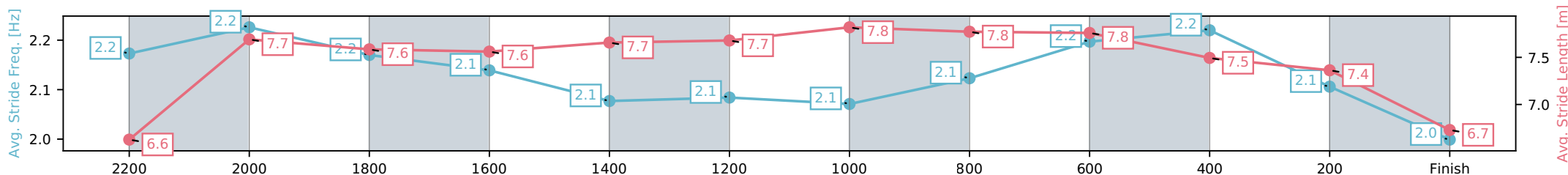
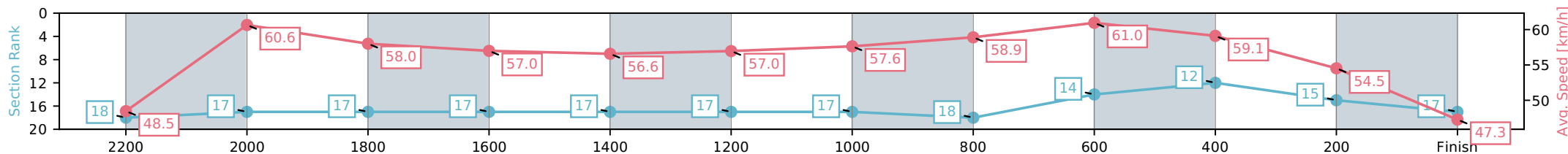
Horse/Jockey Name	Buthelezi/Luke Nolen
Finish Rank	17
Fastest Section Time (Section)	0:11.87 (2200-2000)
Top Speed [km/h] (Section)	61.7 (2200-2000)
Race State	Finished



Eagle Farm QLD --Professional-2026-05-30  
 Race 7: SKY RACING QUEENSLAND DERBY - 2400m  
 30 May 2026 - 3:16PM  
 Track Rating: Soft 5, Weather: Fine, Rail Position: True Entire Circuit



Section	L2400	L2200	L2000	L1800	L1600	L1400	L1200	L1000	L800	L600	L400	L200
Section Times	2:34.70 (0:14.63)	2:20.07 [18] (0:11.87)	2:08.20 [17] (0:12.33)	1:55.87 [17] (0:12.66)	1:43.21 [17] (0:12.81)	1:30.40 [17] (0:12.70)	1:17.70 [17] (0:12.52)	1:05.19 [17] (0:12.42)	0:52.77 [18] (0:11.92)	0:40.85 [14] (0:12.36)	0:28.49 [12] (0:13.21)	0:15.28 [15] (0:15.28)
Average Speed [km/h]	48.5	60.6	58.0	57.0	56.6	57.0	57.6	58.9	61.0	59.1	54.5	47.3
Top Speed [km/h]	61.3	61.7	59.4	59.6	58.2	58.3	59.4	60.5	61.7	60.3	57.4	51.3
Avg. Dist. to Rail [m]	5.3	0.6	1.4	0.7	2.5	2.9	3.3	3.1	1.9	3.2	7.0	9.2
Avg. Stride Freq. [Hz]	2.2	2.2	2.2	2.1	2.1	2.1	2.1	2.1	2.2	2.2	2.1	2.0
Avg. Stride Length [m]	6.6	7.7	7.6	7.6	7.7	7.7	7.7	7.8	7.8	7.5	7.4	6.7



[ ] Ranking at each section and finish  
 -.-.- No data available at this section  
 NA No data available

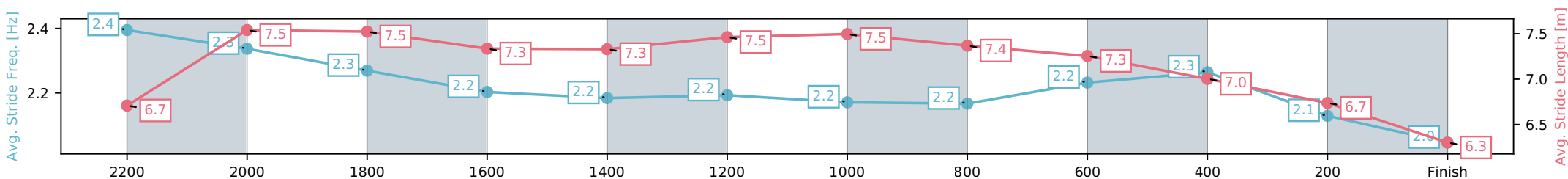
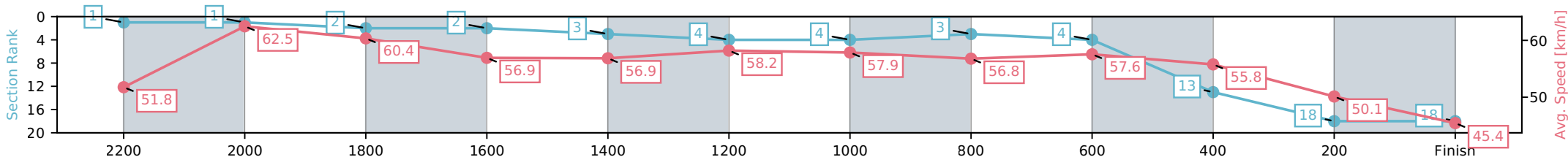
Horse/Jockey Name	O'sheamus/Ethan Brown
Finish Rank	18
Fastest Section Time (Section)	0:11.56 (2200-2000)
Top Speed [km/h] (Section)	63.6 (2400 - 2200)
Race State	Finished



Eagle Farm QLD --Professional-2026-05-30  
 Race 7: SKY RACING QUEENSLAND DERBY - 2400m  
 30 May 2026 - 3:16PM  
 Track Rating: Soft 5, Weather: Fine, Rail Position: True Entire Circuit



Section	L2400	L2200	L2000	L1800	L1600	L1400	L1200	L1000	L800	L600	L400	L200
Section Times	2:36.44 (0:13.71)	2:22.73 [1] (0:11.56)	2:11.17 [1] (0:12.04)	1:59.13 [2] (0:12.80)	1:46.33 [2] (0:12.76)	1:33.56 [3] (0:12.41)	1:21.15 [4] (0:12.46)	1:08.70 [4] (0:12.84)	0:55.86 [3] (0:12.65)	0:43.21 [4] (0:12.98)	0:30.22 [13] (0:14.36)	0:15.86 [18] (0:15.86)
Average Speed [km/h]	51.8	62.5	60.4	56.9	56.9	58.2	57.9	56.8	57.6	55.8	50.1	45.4
Top Speed [km/h]	63.6	63.3	61.2	59.1	57.7	58.8	58.9	57.6	58.5	58.1	53.2	47.3
Avg. Dist. to Rail [m]	13.7	4.4	1.7	2.5	2.3	2.4	2.9	2.4	2.3	1.3	6.0	6.9
Avg. Stride Freq. [Hz]	2.4	2.3	2.3	2.2	2.2	2.2	2.2	2.2	2.2	2.3	2.1	2.0
Avg. Stride Length [m]	6.7	7.5	7.5	7.3	7.3	7.5	7.5	7.4	7.3	7.0	6.7	6.3



[ ] Ranking at each section and finish  
 -:-:- No data available at this section  
 NA No data available



# Eagle Farm QLD

## Race 8: LADBROKES KINGSFORD SMITH CUP - 1300m

30 May 2026 - 3:55PM



BRISBANE  
RACING CLUB

Track Rating: Soft 5, Weather: Fine, Rail Position: True Entire Circuit

Field Times (Race Tempo)	1:16.61 (0:07.74)	1:08.87 (0:10.84)	0:58.03 (0:11.54)	0:46.48 (0:11.81)	0:34.68 (0:11.52)	0:23.16 (0:11.20)	0:11.96 (0:11.96)
-----------------------------	----------------------	----------------------	----------------------	----------------------	----------------------	----------------------	----------------------

Rank	TAB#	Horse	Overall Time	First 400m	Top Speed km/h (Section)	L1300	L1200	L1000	L800	L600	L400	L200	
						Start - 1200	1200 - 1000	1000 - 800	800 - 600	600 - 400	400 - 200	200 - Finish	
	(BAR#)	Jockey	Margin (DT-W)	Last 600m	Fastest Section (Time)								
1	8	Headley Grange	1:16.61	0:25.03	66.7 (1200-1000)	1:16.61	1:08.78 [3]	0:57.66 [5]	0:46.04 [5]	0:34.28 [6]	0:22.97 [3]	0:11.87 [3]	
	(3)	Adam Hyeronimus		0:34.28	400-200 (0:11.10)	(0:07.83)	(0:11.12)	(0:11.62)	(0:11.76)	(0:11.31)	(0:11.10)	(0:11.87)	
2	1	Jimmysstar	1:16.63	0:24.96	67.5 (1200-1000)	1:16.63	1:08.70 [7]	0:57.70 [4]	0:46.20 [3]	0:34.46 [4]	0:22.93 [5]	0:11.77 [5]	
	(12)	Ethan Brown	0.1L (+4)	0:34.46	1200-1000 (0:11.00)	(0:07.94)	(0:11.00)	(0:11.49)	(0:11.74)	(0:11.53)	(0:11.16)	(0:11.77)	
3	12	Fangirl	1:16.68	0:25.86	67.2 (400-200)	1:16.68	1:08.50 [14]	0:57.08 [14]	0:45.40 [14]	0:33.58 [15]	0:22.43 [15]	0:11.52 [10]	
	(13)	James McDonald	0.4L (+9)	0:33.57	400-200 (0:10.91)	(0:08.18)	(0:11.42)	(0:11.68)	(0:11.82)	(0:11.14)	(0:10.91)	(0:11.52)	
4	4	Another Wil	1:16.71	0:24.91	67.6 (1200-1000)	1:16.71	1:08.81 [4]	0:57.89 [2]	0:46.36 [2]	0:34.62 [2]	0:23.26 [1]	0:12.06 [1]	
	(8)	Jamie Melham	0.6L (+4)	0:34.63	1200-1000 (0:10.92)	(0:07.90)	(0:10.92)	(0:11.53)	(0:11.73)	(0:11.37)	(0:11.20)	(0:12.06)	
5	7	Transatlantic	1:16.82	0:24.61	68.3 (1200-1000)	1:16.82	1:09.05 [2]	0:58.24 [1]	0:46.70 [1]	0:34.89 [1]	0:23.32 [2]	0:12.05 [4]	
	(4)	Ryan Maloney	1.2L (+6)	0:34.88	1200-1000 (0:10.81)	(0:07.77)	(0:10.81)	(0:11.54)	(0:11.81)	(0:11.56)	(0:11.27)	(0:12.05)	
6	3	Private Eye	1:16.82	0:24.92	66.1 (1200-1000)	1:16.82	1:09.08 [1]	0:57.99 [3]	0:46.36 [4]	0:34.66 [3]	0:23.11 [6]	0:11.95 [6]	
	(1)	Nash Rawiller	1.2L (+0)	0:34.66	1200-1000 (0:11.09)	(0:07.74)	(0:11.09)	(0:11.63)	(0:11.69)	(0:11.55)	(0:11.16)	(0:11.95)	
7	2	Rothfire	1:16.86	0:25.22	67.7 (1200-1000)	1:16.86	1:08.73 [12]	0:57.71 [9]	0:46.12 [8]	0:34.48 [7]	0:23.05 [7]	0:11.96 [7]	
	(6)	Brad Rawiller	1.5L (+5)	0:34.48	1200-1000 (0:11.02)	(0:08.13)	(0:11.02)	(0:11.59)	(0:11.64)	(0:11.44)	(0:11.08)	(0:11.96)	
8	5	Desert Lightning	1:16.92	0:25.09	67.3 (400-200)	1:16.92	1:09.00 [6]	0:57.93 [6]	0:46.32 [6]	0:34.62 [5]	0:23.26 [4]	0:12.22 [2]	
	(5)	Luke Nolen	1.8L (+7)	0:34.61	400-200 (0:11.04)	(0:07.92)	(0:11.07)	(0:11.61)	(0:11.71)	(0:11.35)	(0:11.04)	(0:12.22)	
9	14	Splash Back	1:17.05	0:25.83	66.7 (400-200)	1:17.05	1:08.65 [15]	0:57.38 [15]	0:45.74 [15]	0:33.97 [14]	0:22.83 [14]	0:11.88 [11]	
	(7)	Jordan Childs	2.6L (+0)	0:33.97	400-200 (0:10.95)	(0:08.40)	(0:11.28)	(0:11.64)	(0:11.77)	(0:11.14)	(0:10.95)	(0:11.88)	
10	17	Von Hauke	1:17.06	0:26.15	67.4 (400-200)	1:17.06	1:08.66 [16]	0:57.21 [16]	0:45.51 [16]	0:33.73 [16]	0:22.65 [16]	0:11.70 [15]	
	(9)	Joshua Parr	2.6L (+3)	0:33.73	400-200 (0:10.95)	(0:08.40)	(0:11.45)	(0:11.70)	(0:11.78)	(0:11.08)	(0:10.95)	(0:11.70)	

Scratched: Manaal (#15), Grafterburners (#18), Sixties (#19), Zou Sensation (#20), Wodeton (#21)

Report Created: Sat 30 May 2026

(Note: Races are conducted over an approximate distance as close as possible to the advertised distance, and recorded data may vary accordingly. Official times refer to race times only and do not include handicap times.)

[ ] Position in running at each section and finish  
 TAB# Saddle cloth number  
 --- No data available at this section  
 NA No data available  
 DNT Did not track

BAR# Barrier/Gate Position  
 DNF Did not finish  
 DT-W Distance travelled compared to winner in metres

Fastest split  
 Fastest section

data processed by TRIPLES DATA



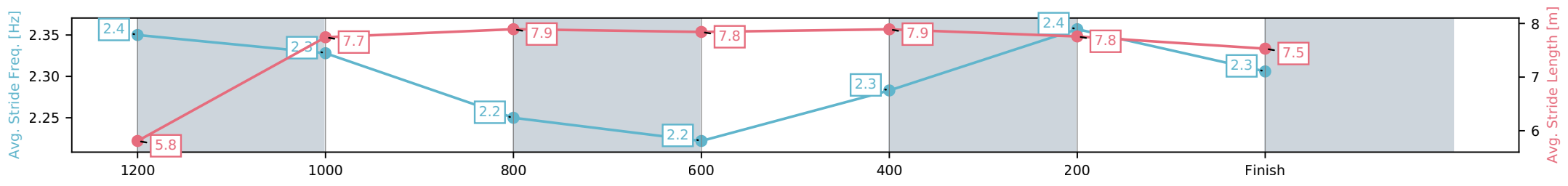
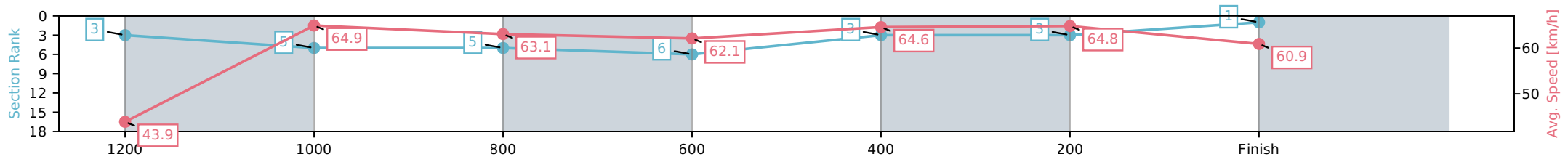
Horse/Jockey Name	Headley Grange/Adam Hyeronimus
Finish Rank	1
Fastest Section Time (Section)	0:11.10 (400-200)
Top Speed [km/h] (Section)	66.7 (1200-1000)
Race State	Finished



Eagle Farm QLD --Professional-2026-05-30  
 Race 8: LADBROKES KINGSFORD SMITH CUP - 1300m  
 30 May 2026 - 3:55PM  
 Track Rating: Soft 5, Weather: Fine, Rail Position: True Entire Circuit



Section	L1300	L1200	L1000	L800	L600	L400	L200
Section Times	1:16.61 (0:07.83)	1:08.78 [3] (0:11.12)	0:57.66 [5] (0:11.62)	0:46.04 [5] (0:11.76)	0:34.28 [6] (0:11.31)	0:22.97 [3] (0:11.10)	0:11.87 [3] (0:11.87)
Average Speed [km/h]	43.9	64.9	63.1	62.1	64.6	64.8	60.9
Top Speed [km/h]	60.6	66.7	65.6	63.4	66.0	65.9	62.7
Avg. Dist. to Rail [m]	12.9	5.0	3.5	3.4	2.9	6.9	5.6
Avg. Stride Freq. [Hz]	2.4	2.3	2.2	2.2	2.3	2.4	2.3
Avg. Stride Length [m]	5.8	7.7	7.9	7.8	7.9	7.8	7.5



[ ] Ranking at each section and finish  
 -:-:- No data available at this section  
 NA No data available

Horse/Jockey Name	Jimmysstar/Ethan Brown
Finish Rank	2
Fastest Section Time (Section)	0:11.00 (1200-1000)
Top Speed [km/h] (Section)	67.5 (1200-1000)
Race State	Finished



Eagle Farm QLD --Professional-2026-05-30

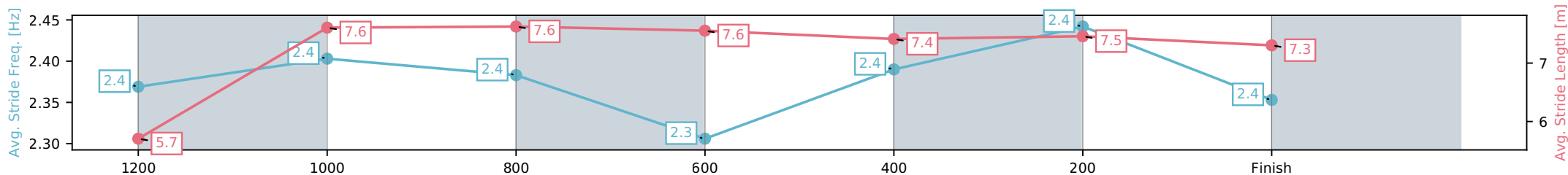
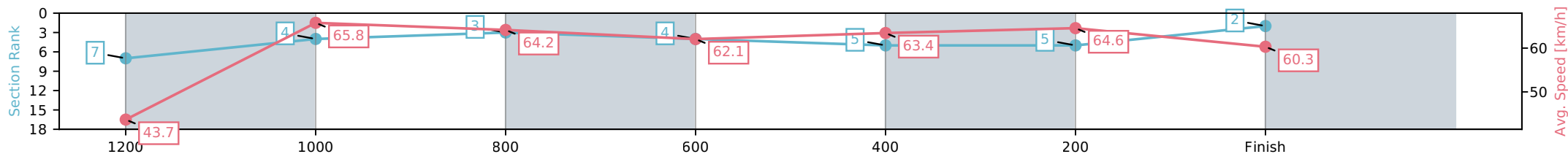
Race 8: LADBROKES KINGSFORD SMITH CUP - 1300m

30 May 2026 - 3:55PM

Track Rating: Soft 5, Weather: Fine, Rail Position: True Entire Circuit



Section	L1300	L1200	L1000	L800	L600	L400	L200
Section Times	1:16.63 (0:07.94)	1:08.70 [7] (0:11.00)	0:57.70 [4] (0:11.49)	0:46.20 [3] (0:11.74)	0:34.46 [4] (0:11.53)	0:22.93 [5] (0:11.16)	0:11.77 [5] (0:11.77)
Average Speed [km/h]	43.7	65.8	64.2	62.1	63.4	64.6	60.3
Top Speed [km/h]	61.3	67.5	66.4	62.2	65.2	65.7	63.6
Avg. Dist. to Rail [m]	21.2	9.5	4.5	2.9	3.1	8.8	8.5
Avg. Stride Freq. [Hz]	2.4	2.4	2.4	2.3	2.4	2.4	2.4
Avg. Stride Length [m]	5.7	7.6	7.6	7.6	7.4	7.5	7.3



- [ ] Ranking at each section and finish
- :-:- No data available at this section
- NA No data available

Horse/Jockey Name	Fangirl/James McDonald
Finish Rank	3
Fastest Section Time (Section)	0:10.91 (400-200)
Top Speed [km/h] (Section)	67.2 (400-200)
Race State	Finished



Eagle Farm QLD --Professional-2026-05-30

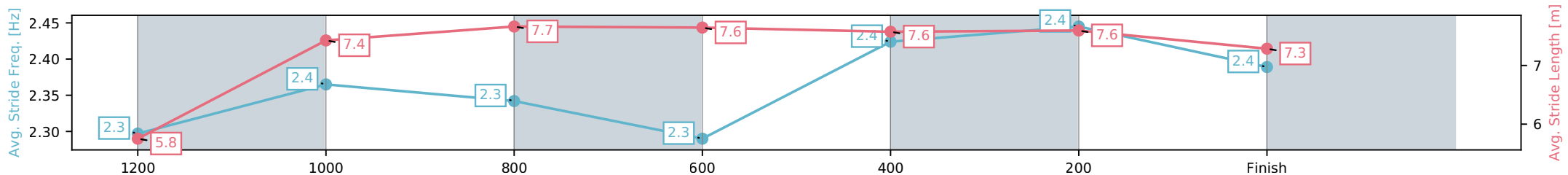
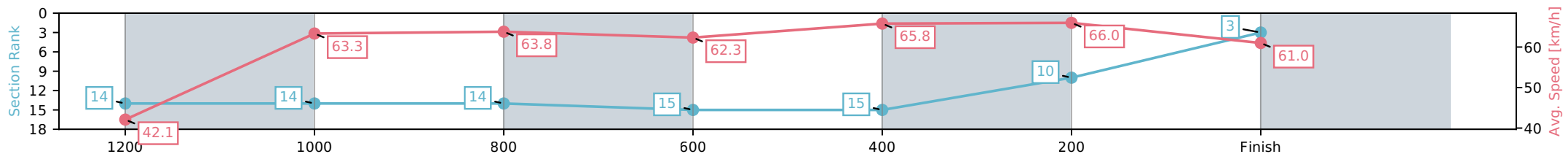
Race 8: LADBROKES KINGSFORD SMITH CUP - 1300m

30 May 2026 - 3:55PM

Track Rating: Soft 5, Weather: Fine, Rail Position: True Entire Circuit



Section	L1300	L1200	L1000	L800	L600	L400	L200
Section Times	1:16.68 (0:08.18)	1:08.50 [14] (0:11.42)	0:57.08 [14] (0:11.68)	0:45.40 [14] (0:11.82)	0:33.58 [15] (0:11.14)	0:22.43 [15] (0:10.91)	0:11.52 [10] (0:11.52)
Average Speed [km/h]	42.1	63.3	63.8	62.3	65.8	66.0	61.0
Top Speed [km/h]	58.6	64.8	64.6	64.2	66.3	67.2	64.5
Avg. Dist. to Rail [m]	21.7	9.2	6.5	5.2	3.8	8.0	8.6
Avg. Stride Freq. [Hz]	2.3	2.4	2.3	2.3	2.4	2.4	2.4
Avg. Stride Length [m]	5.8	7.4	7.7	7.6	7.6	7.6	7.3



- [ ] Ranking at each section and finish
- :-:- No data available at this section
- NA No data available

Horse/Jockey Name	Another Wil/Jamie Melham
Finish Rank	4
Fastest Section Time (Section)	0:10.92 (1200-1000)
Top Speed [km/h] (Section)	67.6 (1200-1000)
Race State	Finished



Eagle Farm QLD --Professional-2026-05-30

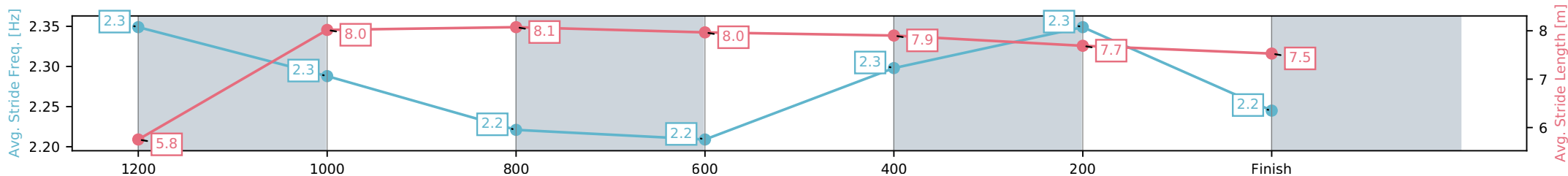
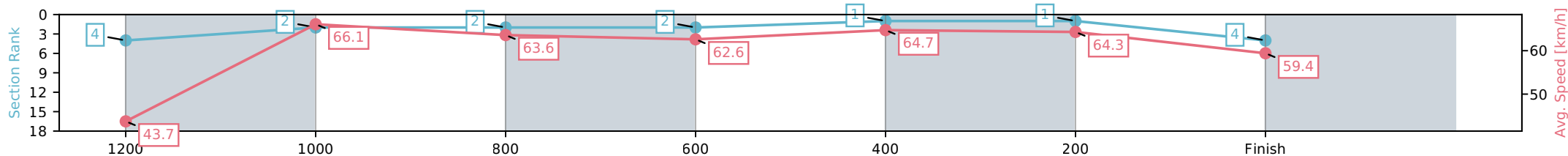
Race 8: LADBROKES KINGSFORD SMITH CUP - 1300m

30 May 2026 - 3:55PM

Track Rating: Soft 5, Weather: Fine, Rail Position: True Entire Circuit



Section	L1300	L1200	L1000	L800	L600	L400	L200
Section Times	1:16.71 (0:07.90)	1:08.81 [4] (0:10.92)	0:57.89 [2] (0:11.53)	0:46.36 [2] (0:11.73)	0:34.62 [2] (0:11.37)	0:23.26 [1] (0:11.20)	0:12.06 [1] (0:12.06)
Average Speed [km/h]	43.7	66.1	63.6	62.6	64.7	64.3	59.4
Top Speed [km/h]	62.2	67.6	65.9	63.2	66.4	65.9	62.2
Avg. Dist. to Rail [m]	17.5	6.7	3.7	3.9	4.6	9.8	7.7
Avg. Stride Freq. [Hz]	2.3	2.3	2.2	2.2	2.3	2.3	2.2
Avg. Stride Length [m]	5.8	8.0	8.1	8.0	7.9	7.7	7.5



- [ ] Ranking at each section and finish
- :-:- No data available at this section
- NA No data available

Horse/Jockey Name	Transatlantic/Ryan Maloney
Finish Rank	5
Fastest Section Time (Section)	0:10.81 (1200-1000)
Top Speed [km/h] (Section)	68.3 (1200-1000)
Race State	Finished



Eagle Farm QLD --Professional-2026-05-30

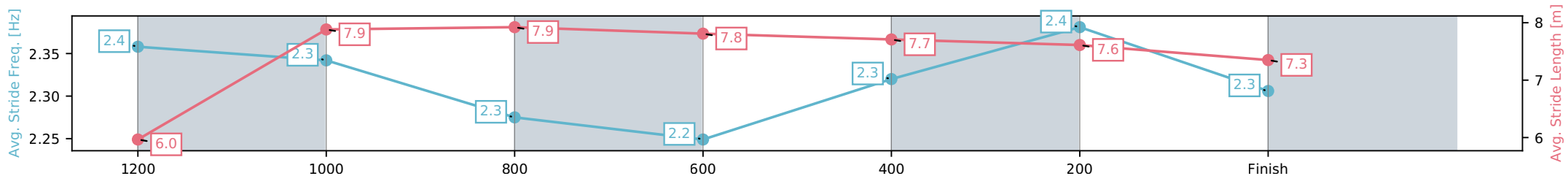
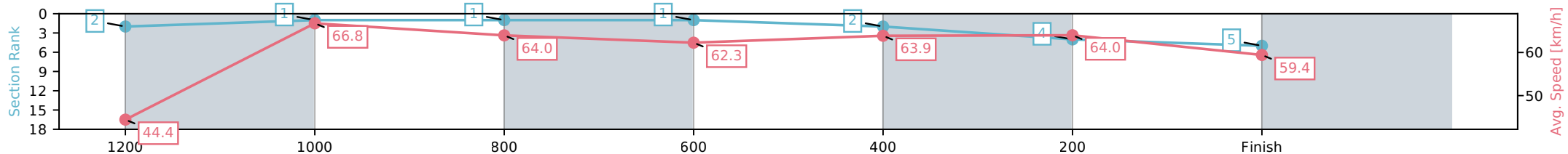
Race 8: LADBROKES KINGSFORD SMITH CUP - 1300m

30 May 2026 - 3:55PM

Track Rating: Soft 5, Weather: Fine, Rail Position: True Entire Circuit



Section	L1300	L1200	L1000	L800	L600	L400	L200
Section Times	1:16.82 (0:07.77)	1:09.05 [2] (0:10.81)	0:58.24 [1] (0:11.54)	0:46.70 [1] (0:11.81)	0:34.89 [1] (0:11.56)	0:23.32 [2] (0:11.27)	0:12.05 [4] (0:12.05)
Average Speed [km/h]	44.4	66.8	64.0	62.3	63.9	64.0	59.4
Top Speed [km/h]	61.7	68.3	66.8	63.1	65.0	64.9	62.6
Avg. Dist. to Rail [m]	13.7	5.9	4.7	4.8	5.2	9.6	8.4
Avg. Stride Freq. [Hz]	2.4	2.3	2.3	2.2	2.3	2.4	2.3
Avg. Stride Length [m]	6.0	7.9	7.9	7.8	7.7	7.6	7.3



- [ ] Ranking at each section and finish
- :-:- No data available at this section
- NA No data available

Horse/Jockey Name	Private Eye/Nash Rawiller
Finish Rank	6
Fastest Section Time (Section)	0:11.09 (1200-1000)
Top Speed [km/h] (Section)	66.1 (1200-1000)
Race State	Finished



Eagle Farm QLD --Professional-2026-05-30

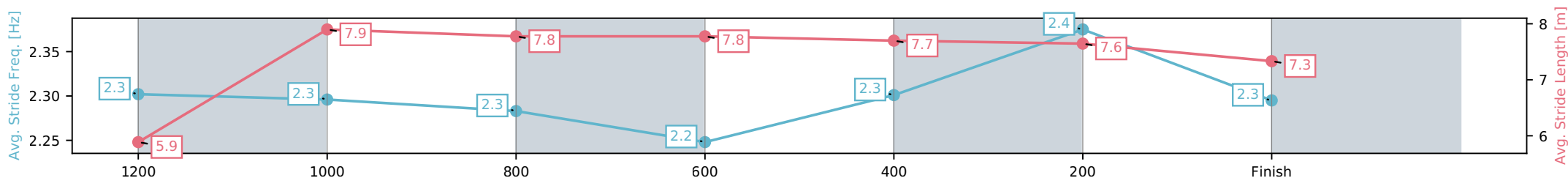
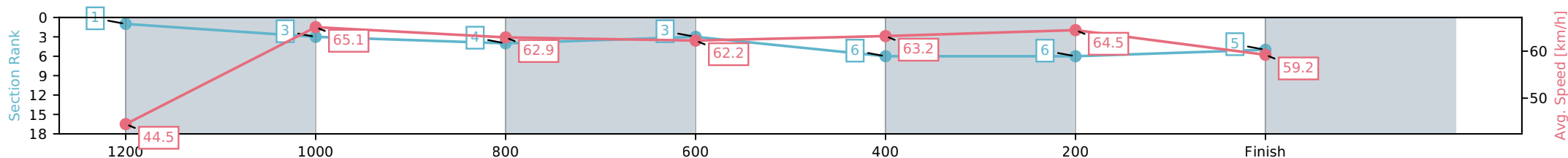
Race 8: LADBROKES KINGSFORD SMITH CUP - 1300m

30 May 2026 - 3:55PM

Track Rating: Soft 5, Weather: Fine, Rail Position: True Entire Circuit



Section	L1300	L1200	L1000	L800	L600	L400	L200
Section Times	1:16.82 (0:07.74)	1:09.08 [1] (0:11.09)	0:57.99 [3] (0:11.63)	0:46.36 [4] (0:11.69)	0:34.66 [3] (0:11.55)	0:23.11 [6] (0:11.16)	0:11.95 [6] (0:11.95)
Average Speed [km/h]	44.5	65.1	62.9	62.2	63.2	64.5	59.2
Top Speed [km/h]	61.1	66.1	64.1	62.7	64.8	65.4	62.4
Avg. Dist. to Rail [m]	11.8	5.0	3.1	2.4	3.0	6.9	5.0
Avg. Stride Freq. [Hz]	2.3	2.3	2.3	2.2	2.3	2.4	2.3
Avg. Stride Length [m]	5.9	7.9	7.8	7.8	7.7	7.6	7.3



- [ ] Ranking at each section and finish
- :-:- No data available at this section
- NA No data available

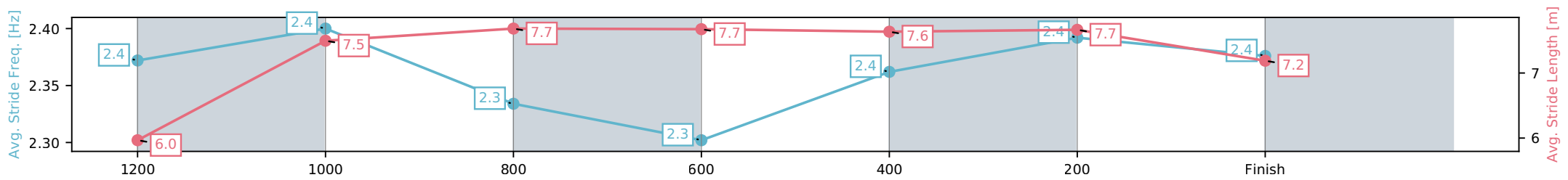
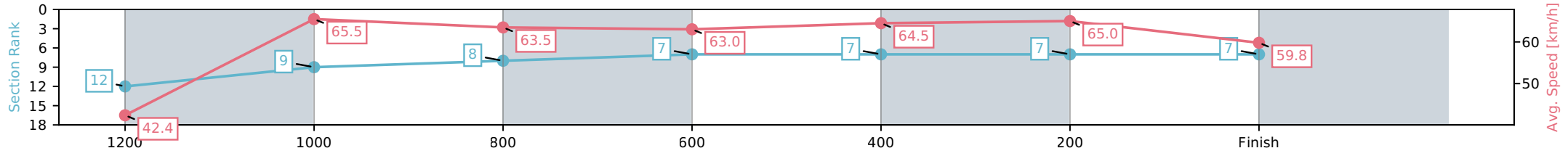
Horse/Jockey Name	Rothfire/Brad Rawiller
Finish Rank	7
Fastest Section Time (Section)	0:11.02 (1200-1000)
Top Speed [km/h] (Section)	67.7 (1200-1000)
Race State	Finished



Eagle Farm QLD --Professional-2026-05-30  
 Race 8: LADBROKES KINGSFORD SMITH CUP - 1300m  
 30 May 2026 - 3:55PM  
 Track Rating: Soft 5, Weather: Fine, Rail Position: True Entire Circuit



Section	L1300	L1200	L1000	L800	L600	L400	L200
Section Times	1:16.86 (0:08.13)	1:08.73 [12] (0:11.02)	0:57.71 [9] (0:11.59)	0:46.12 [8] (0:11.64)	0:34.48 [7] (0:11.44)	0:23.05 [7] (0:11.08)	0:11.96 [7] (0:11.96)
Average Speed [km/h]	42.4	65.5	63.5	63.0	64.5	65.0	59.8
Top Speed [km/h]	60.2	67.7	65.8	63.7	65.6	66.4	63.7
Avg. Dist. to Rail [m]	16.2	5.9	4.3	4.0	5.1	10.7	11.7
Avg. Stride Freq. [Hz]	2.4	2.4	2.3	2.3	2.4	2.4	2.4
Avg. Stride Length [m]	6.0	7.5	7.7	7.7	7.6	7.7	7.2



[ ] Ranking at each section and finish  
 -:-:- No data available at this section  
 NA No data available

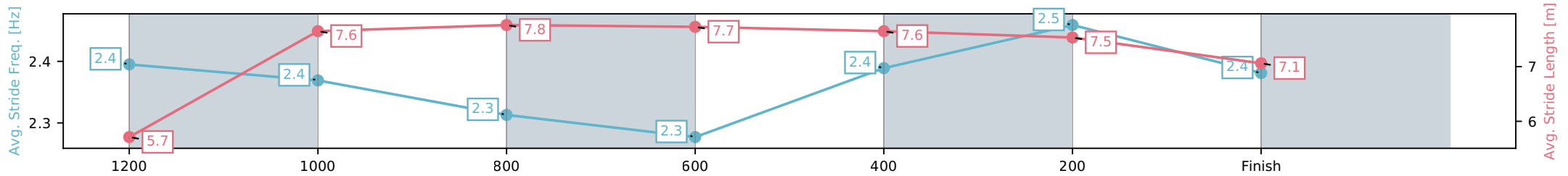
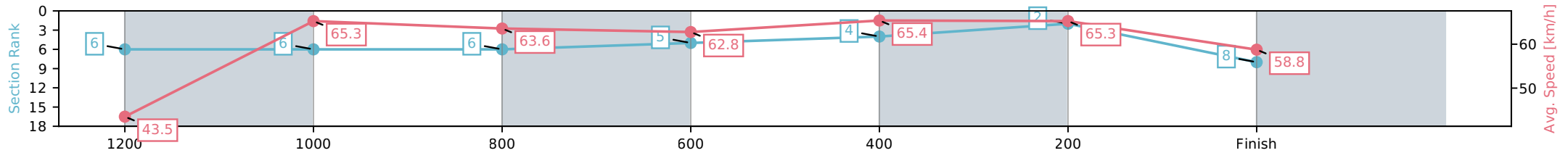
Horse/Jockey Name	Desert Lightning/Luke Nolen
Finish Rank	8
Fastest Section Time (Section)	0:11.04 (400-200)
Top Speed [km/h] (Section)	67.3 (400-200)
Race State	Finished



Eagle Farm QLD --Professional-2026-05-30  
 Race 8: LADBROKES KINGSFORD SMITH CUP - 1300m  
 30 May 2026 - 3:55PM  
 Track Rating: Soft 5, Weather: Fine, Rail Position: True Entire Circuit



Section	L1300	L1200	L1000	L800	L600	L400	L200
Section Times	1:16.92 (0:07.92)	1:09.00 [6] (0:11.07)	0:57.93 [6] (0:11.61)	0:46.32 [6] (0:11.71)	0:34.62 [5] (0:11.35)	0:23.26 [4] (0:11.04)	0:12.22 [2] (0:12.22)
Average Speed [km/h]	43.5	65.3	63.6	62.8	65.4	65.3	58.8
Top Speed [km/h]	61.2	67.1	65.6	63.8	67.2	67.3	62.9
Avg. Dist. to Rail [m]	15.6	6.8	4.9	4.4	6.2	13.4	11.7
Avg. Stride Freq. [Hz]	2.4	2.4	2.3	2.3	2.4	2.5	2.4
Avg. Stride Length [m]	5.7	7.6	7.8	7.7	7.6	7.5	7.1



[ ] Ranking at each section and finish  
 -:-:- No data available at this section  
 NA No data available

Horse/Jockey Name	Splash Back/Jordan Childs
Finish Rank	9
Fastest Section Time (Section)	0:10.95 (400-200)
Top Speed [km/h] (Section)	66.7 (400-200)
Race State	Finished



Eagle Farm QLD --Professional-2026-05-30

Race 8: LADBROKES KINGSFORD SMITH CUP - 1300m

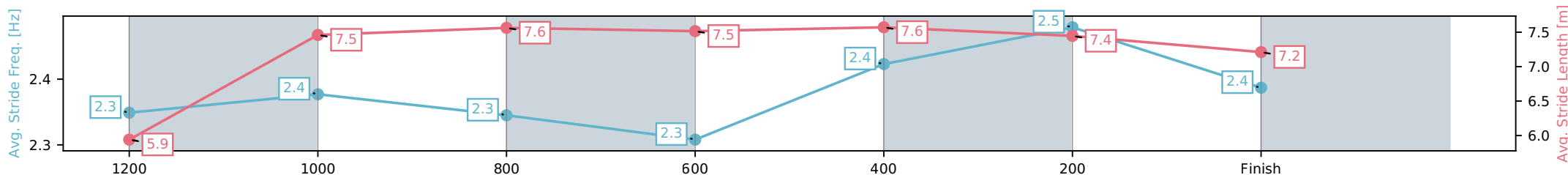
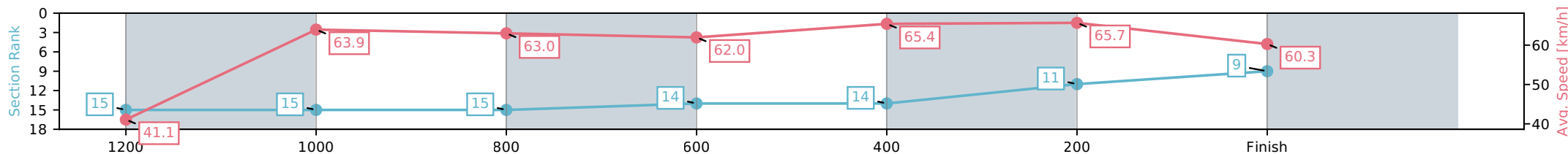
30 May 2026 - 3:55PM

Track Rating: Soft 5, Weather: Fine, Rail Position: True Entire Circuit



BRISBANE RACING CLUB

Section	L1300	L1200	L1000	L800	L600	L400	L200
Section Times	1:17.05 (0:08.40)	1:08.65 [15] (0:11.28)	0:57.38 [15] (0:11.64)	0:45.74 [15] (0:11.77)	0:33.97 [14] (0:11.14)	0:22.83 [14] (0:10.95)	0:11.88 [11] (0:11.88)
Average Speed [km/h]	41.1	63.9	63.0	62.0	65.4	65.7	60.3
Top Speed [km/h]	59.1	65.5	64.0	63.9	65.9	66.7	64.4
Avg. Dist. to Rail [m]	16.5	5.9	3.4	3.0	2.1	4.7	3.9
Avg. Stride Freq. [Hz]	2.3	2.4	2.3	2.3	2.4	2.5	2.4
Avg. Stride Length [m]	5.9	7.5	7.6	7.5	7.6	7.4	7.2



- [ ] Ranking at each section and finish
- :-:- No data available at this section
- NA No data available

Horse/Jockey Name	Von Hauke/Joshua Parr
Finish Rank	10
Fastest Section Time (Section)	0:10.95 (400-200)
Top Speed [km/h] (Section)	67.4 (400-200)
Race State	Finished



Eagle Farm QLD --Professional-2026-05-30

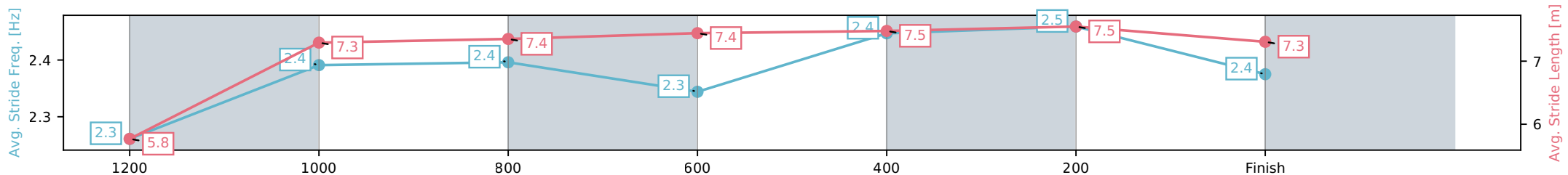
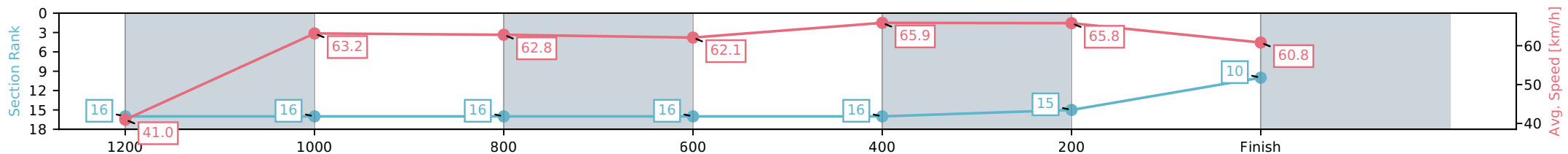
Race 8: LADBROKES KINGSFORD SMITH CUP - 1300m

30 May 2026 - 3:55PM

Track Rating: Soft 5, Weather: Fine, Rail Position: True Entire Circuit



Section	L1300	L1200	L1000	L800	L600	L400	L200
Section Times	1:17.06 (0:08.40)	1:08.66 [16] (0:11.45)	0:57.21 [16] (0:11.70)	0:45.51 [16] (0:11.78)	0:33.73 [16] (0:11.08)	0:22.65 [16] (0:10.95)	0:11.70 [15] (0:11.70)
Average Speed [km/h]	41.0	63.2	62.8	62.1	65.9	65.8	60.8
Top Speed [km/h]	56.6	65.5	64.3	62.8	67.1	67.4	65.0
Avg. Dist. to Rail [m]	18.6	7.2	4.0	3.3	3.1	8.9	9.1
Avg. Stride Freq. [Hz]	2.3	2.4	2.4	2.3	2.4	2.5	2.4
Avg. Stride Length [m]	5.8	7.3	7.4	7.4	7.5	7.5	7.3



- [ ] Ranking at each section and finish
- :-:- No data available at this section
- NA No data available

Horse/Jockey Name	Linebacker/Ben Melham
Finish Rank	11
Fastest Section Time (Section)	0:11.05 (1200-1000)
Top Speed [km/h] (Section)	67.0 (1200-1000)
Race State	Finished



Eagle Farm QLD --Professional-2026-05-30

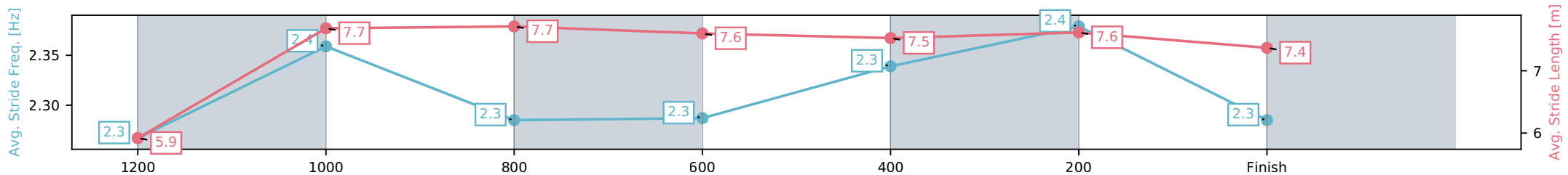
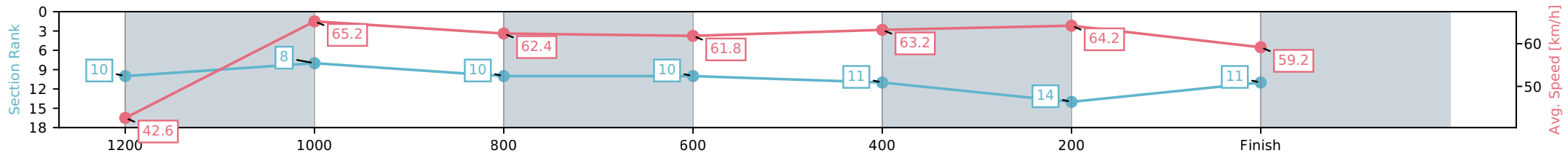
Race 8: LADBROKES KINGSFORD SMITH CUP - 1300m

30 May 2026 - 3:55PM

Track Rating: Soft 5, Weather: Fine, Rail Position: True Entire Circuit



Section	L1300	L1200	L1000	L800	L600	L400	L200
Section Times	1:17.17 (0:08.09)	1:09.08 [10] (0:11.05)	0:58.03 [8] (0:11.72)	0:46.31 [10] (0:11.75)	0:34.56 [10] (0:11.45)	0:23.11 [11] (0:11.21)	0:11.90 [14] (0:11.90)
Average Speed [km/h]	42.6	65.2	62.4	61.8	63.2	64.2	59.2
Top Speed [km/h]	60.2	67.0	64.1	62.7	65.1	65.1	62.3
Avg. Dist. to Rail [m]	12.5	4.6	2.9	2.0	1.3	4.3	3.0
Avg. Stride Freq. [Hz]	2.3	2.4	2.3	2.3	2.3	2.4	2.3
Avg. Stride Length [m]	5.9	7.7	7.7	7.6	7.5	7.6	7.4



- [ ] Ranking at each section and finish
- :-:- No data available at this section
- NA No data available

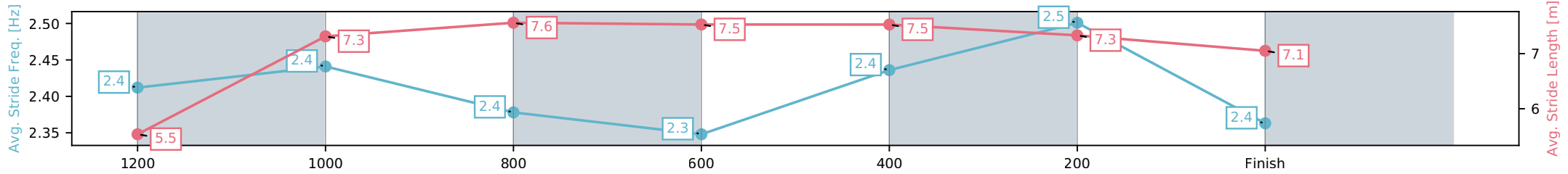
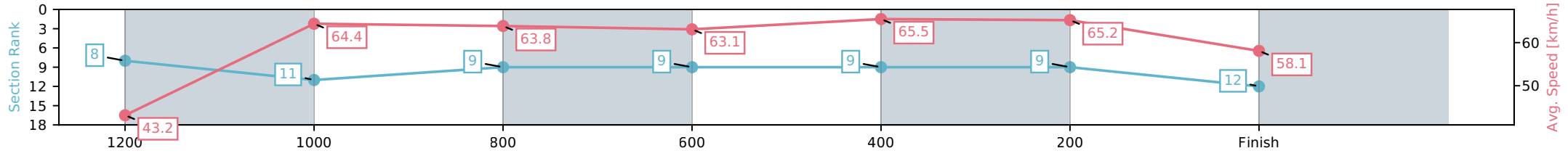
Horse/Jockey Name	Napoleonic/Mark Zahra
Finish Rank	12
Fastest Section Time (Section)	0:11.04 (400-200)
Top Speed [km/h] (Section)	66.4 (400-200)
Race State	Finished



Eagle Farm QLD --Professional-2026-05-30  
 Race 8: LADBROKES KINGSFORD SMITH CUP - 1300m  
 30 May 2026 - 3:55PM  
 Track Rating: Soft 5, Weather: Fine, Rail Position: True Entire Circuit



Section	L1300	L1200	L1000	L800	L600	L400	L200
Section Times	1:17.30 (0:08.02)	1:09.28 [8] (0:11.22)	0:58.05 [11] (0:11.61)	0:46.45 [9] (0:11.72)	0:34.72 [9] (0:11.40)	0:23.32 [9] (0:11.04)	0:12.28 [9] (0:12.28)
Average Speed [km/h]	43.2	64.4	63.8	63.1	65.5	65.2	58.1
Top Speed [km/h]	59.2	65.7	65.4	64.0	66.3	66.4	63.0
Avg. Dist. to Rail [m]	19.8	8.3	5.8	5.5	7.3	12.9	13.7
Avg. Stride Freq. [Hz]	2.4	2.4	2.4	2.3	2.4	2.5	2.4
Avg. Stride Length [m]	5.5	7.3	7.6	7.5	7.5	7.3	7.1



[ ] Ranking at each section and finish  
 -.-.- No data available at this section  
 NA No data available

Horse/Jockey Name	Skybird/Kerrin McEvoy
Finish Rank	13
Fastest Section Time (Section)	0:11.14 (1200-1000)
Top Speed [km/h] (Section)	66.7 (600-400)
Race State	Finished



Eagle Farm QLD --Professional-2026-05-30

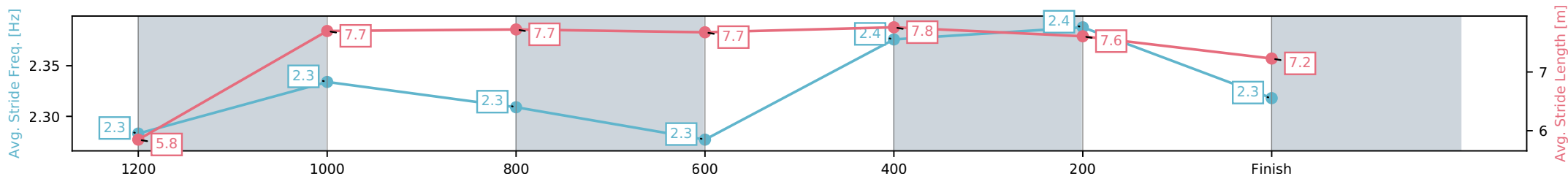
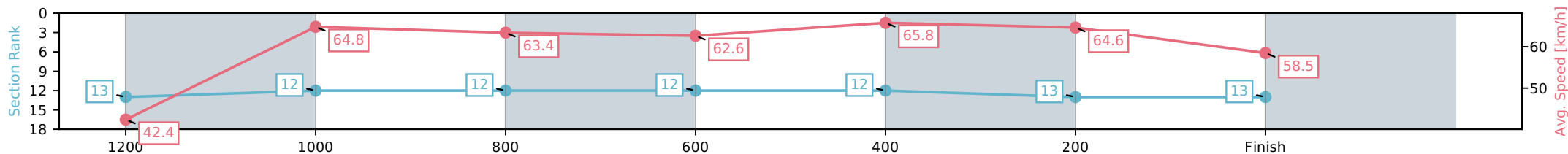
Race 8: LADBROKES KINGSFORD SMITH CUP - 1300m

30 May 2026 - 3:55PM

Track Rating: Soft 5, Weather: Fine, Rail Position: True Entire Circuit



Section	L1300	L1200	L1000	L800	L600	L400	L200
Section Times	1:17.41 (0:08.16)	1:09.25 [13] (0:11.14)	0:58.11 [12] (0:11.69)	0:46.42 [12] (0:11.77)	0:34.65 [12] (0:11.32)	0:23.33 [12] (0:11.17)	0:12.16 [13] (0:12.16)
Average Speed [km/h]	42.4	64.8	63.4	62.6	65.8	64.6	58.5
Top Speed [km/h]	59.6	66.0	64.4	63.8	66.7	65.3	63.0
Avg. Dist. to Rail [m]	19.4	7.9	5.4	5.2	6.9	13.9	16.9
Avg. Stride Freq. [Hz]	2.3	2.3	2.3	2.3	2.4	2.4	2.3
Avg. Stride Length [m]	5.8	7.7	7.7	7.7	7.8	7.6	7.2



- [ ] Ranking at each section and finish
- :-:- No data available at this section
- NA No data available

Horse/Jockey Name	Sepals/Lachlan Neindorf
Finish Rank	14
Fastest Section Time (Section)	0:11.08 (1200-1000)
Top Speed [km/h] (Section)	67.3 (1200-1000)
Race State	Finished



Eagle Farm QLD --Professional-2026-05-30

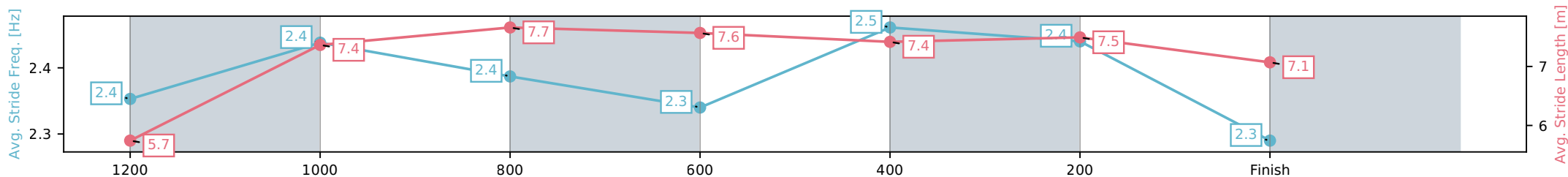
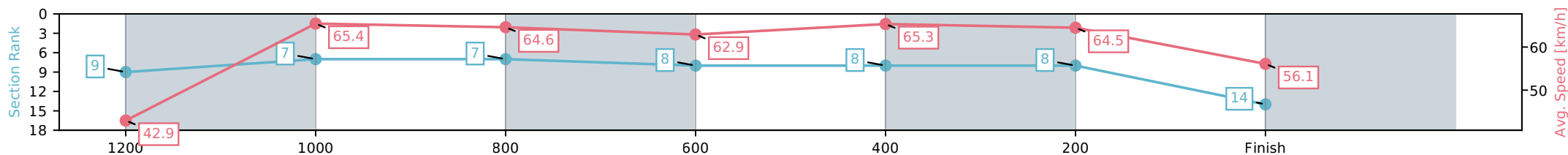
Race 8: LADBROKES KINGSFORD SMITH CUP - 1300m

30 May 2026 - 3:55PM

Track Rating: Soft 5, Weather: Fine, Rail Position: True Entire Circuit



Section	L1300	L1200	L1000	L800	L600	L400	L200
Section Times	1:17.75 (0:08.04)	1:09.70 [9] (0:11.08)	0:58.63 [7] (0:11.53)	0:47.10 [7] (0:11.79)	0:35.31 [8] (0:11.38)	0:23.93 [8] (0:11.18)	0:12.75 [8] (0:12.75)
Average Speed [km/h]	42.9	65.4	64.6	62.9	65.3	64.5	56.1
Top Speed [km/h]	58.6	67.3	66.7	63.6	66.4	65.7	61.3
Avg. Dist. to Rail [m]	24.4	11.8	6.9	6.1	6.7	12.3	13.6
Avg. Stride Freq. [Hz]	2.4	2.4	2.4	2.3	2.5	2.4	2.3
Avg. Stride Length [m]	5.7	7.4	7.7	7.6	7.4	7.5	7.1



- [ ] Ranking at each section and finish
- :-:- No data available at this section
- NA No data available

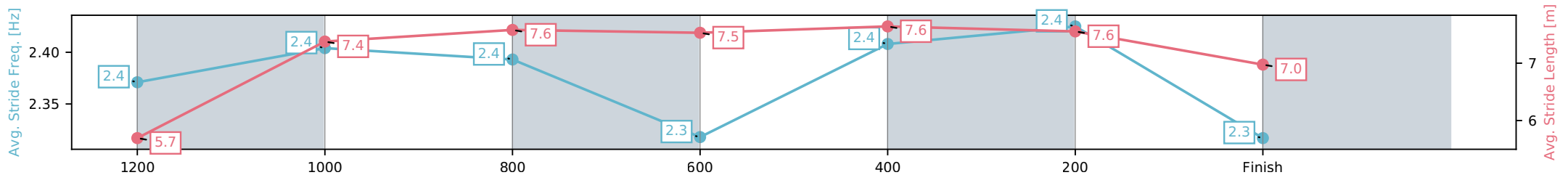
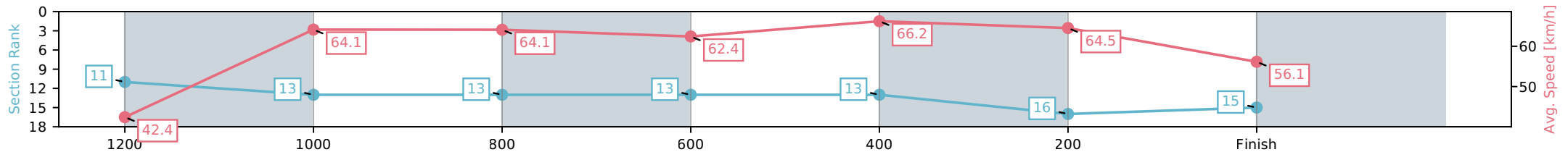
Horse/Jockey Name	King Of Roseau/Tom Sherry
Finish Rank	15
Fastest Section Time (Section)	0:11.18 (400-200)
Top Speed [km/h] (Section)	68.8 (600-400)
Race State	Finished



Eagle Farm QLD --Professional-2026-05-30  
 Race 8: LADBROKES KINGSFORD SMITH CUP - 1300m  
 30 May 2026 - 3:55PM  
 Track Rating: Soft 5, Weather: Fine, Rail Position: True Entire Circuit



Section	L1300	L1200	L1000	L800	L600	L400	L200
Section Times	1:18.10 (0:08.12)	1:09.98 [11] (0:11.29)	0:58.68 [13] (0:11.66)	0:47.02 [13] (0:11.88)	0:35.14 [13] (0:11.24)	0:23.91 [13] (0:11.18)	0:12.73 [16] (0:12.73)
Average Speed [km/h]	42.4	64.1	64.1	62.4	66.2	64.5	56.1
Top Speed [km/h]	59.2	65.4	66.3	63.8	68.8	67.5	61.0
Avg. Dist. to Rail [m]	25.3	12.6	7.2	6.2	7.0	15.8	17.7
Avg. Stride Freq. [Hz]	2.4	2.4	2.4	2.3	2.4	2.4	2.3
Avg. Stride Length [m]	5.7	7.4	7.6	7.5	7.6	7.6	7.0



- [ ] Ranking at each section and finish
- :-:- No data available at this section
- NA No data available

Horse/Jockey Name	Yellow Brick/Tommy Berry
Finish Rank	16
Fastest Section Time (Section)	0:11.25 (400-200)
Top Speed [km/h] (Section)	66.7 (600-400)
Race State	Finished



Eagle Farm QLD --Professional-2026-05-30

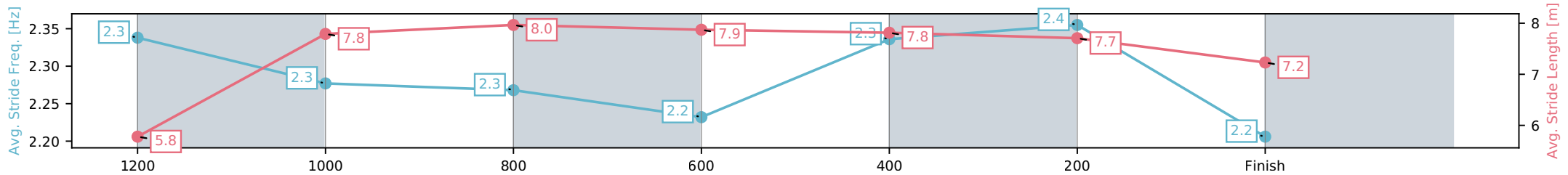
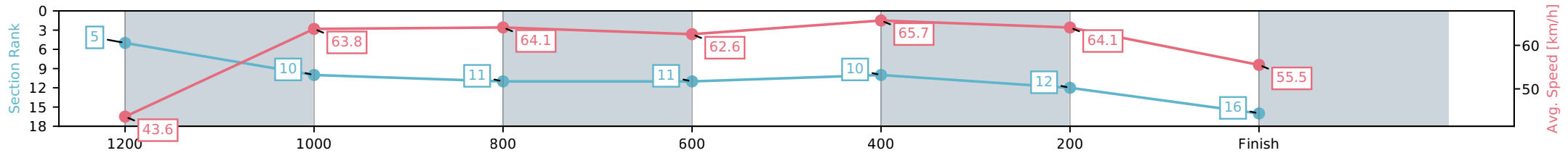
Race 8: LADBROKES KINGSFORD SMITH CUP - 1300m

30 May 2026 - 3:55PM

Track Rating: Soft 5, Weather: Fine, Rail Position: True Entire Circuit



Section	L1300	L1200	L1000	L800	L600	L400	L200
Section Times	1:18.14 (0:07.90)	1:10.24 [5] (0:11.34)	0:58.89 [10] (0:11.64)	0:47.26 [11] (0:11.83)	0:35.42 [11] (0:11.28)	0:24.15 [10] (0:11.25)	0:12.90 [12] (0:12.90)
Average Speed [km/h]	43.6	63.8	64.1	62.6	65.7	64.1	55.5
Top Speed [km/h]	59.8	64.7	65.3	63.4	66.7	66.4	60.9
Avg. Dist. to Rail [m]	23.3	10.6	7.0	5.9	6.0	12.0	14.7
Avg. Stride Freq. [Hz]	2.3	2.3	2.3	2.2	2.3	2.4	2.2
Avg. Stride Length [m]	5.8	7.8	8.0	7.9	7.8	7.7	7.2



[ ] Ranking at each section and finish  
 -:-:- No data available at this section  
 NA No data available





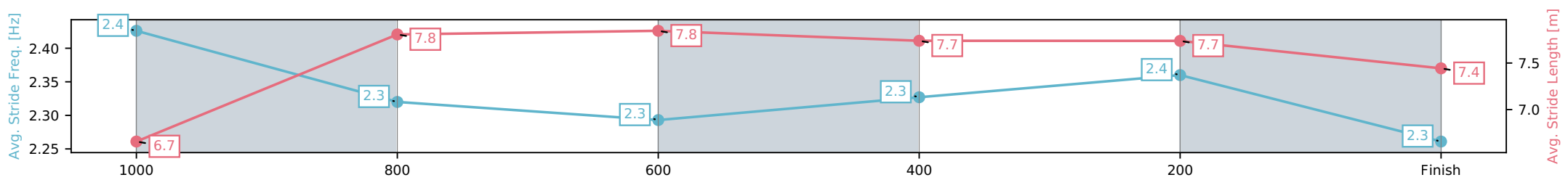
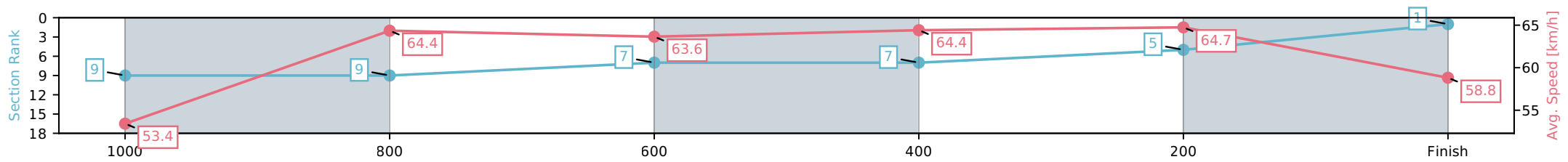
Horse/Jockey Name	Savagery Vibe/Daniel Moor
Finish Rank	1
Fastest Section Time (Section)	0:11.14 (400-200)
Top Speed [km/h] (Section)	66.2 (400-200)
Race State	Finished



Eagle Farm QLD --Professional-2026-05-30  
 Race 9: MAGIC MILLIONS HELEN COUGHLAN STAKES - 1200m  
 30 May 2026 - 4:30PM  
 Track Rating: Soft 5, Weather: Fine, Rail Position: True Entire Circuit



Section	L1200	L1000	L800	L600	L400	L200
Section Times	1:11.30 (0:13.63)	0:57.67 [9] (0:11.46)	0:46.21 [9] (0:11.44)	0:34.78 [7] (0:11.34)	0:23.43 [7] (0:11.14)	0:12.30 [5] (0:12.30)
Average Speed [km/h]	53.4	64.4	63.6	64.4	64.7	58.8
Top Speed [km/h]	66.2	65.4	65.2	65.6	66.2	62.1
Avg. Dist. to Rail [m]	4.7	4.3	2.3	3.1	9.7	8.8
Avg. Stride Freq. [Hz]	2.4	2.3	2.3	2.3	2.4	2.3
Avg. Stride Length [m]	6.7	7.8	7.8	7.7	7.7	7.4



[ ] Ranking at each section and finish  
 -:-:- No data available at this section  
 NA No data available

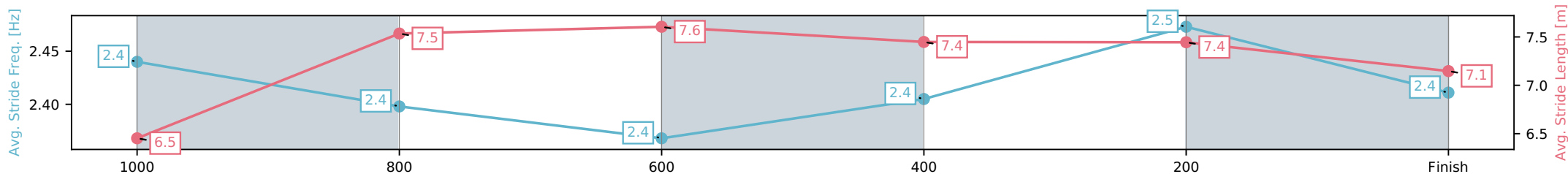
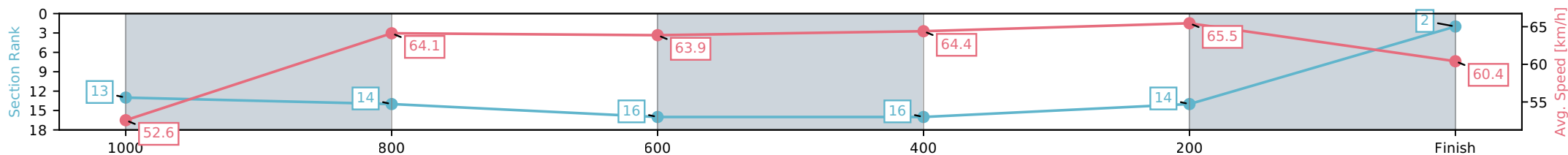
Horse/Jockey Name	She's Got Pizzazz/Mark Zahra
Finish Rank	2
Fastest Section Time (Section)	0:11.01 (400-200)
Top Speed [km/h] (Section)	66.4 (600-400)
Race State	Finished



Eagle Farm QLD --Professional-2026-05-30  
 Race 9: MAGIC MILLIONS HELEN COUGHLAN STAKES - 1200m  
 30 May 2026 - 4:30PM  
 Track Rating: Soft 5, Weather: Fine, Rail Position: True Entire Circuit



Section	L1200	L1000	L800	L600	L400	L200
Section Times	1:11.36 (0:13.86)	0:57.50 [13] (0:11.55)	0:45.96 [14] (0:11.56)	0:34.40 [16] (0:11.49)	0:22.91 [16] (0:11.01)	0:11.89 [14] (0:11.89)
Average Speed [km/h]	52.6	64.1	63.9	64.4	65.5	60.4
Top Speed [km/h]	65.5	65.2	65.1	66.4	66.0	64.2
Avg. Dist. to Rail [m]	7.6	5.3	5.3	5.7	12.4	12.8
Avg. Stride Freq. [Hz]	2.4	2.4	2.4	2.4	2.5	2.4
Avg. Stride Length [m]	6.5	7.5	7.6	7.4	7.4	7.1



- [ ] Ranking at each section and finish
- :-:- No data available at this section
- NA No data available

Horse/Jockey Name	Poster Girl/Martin Harley
Finish Rank	3
Fastest Section Time (Section)	0:11.23 (400-200)
Top Speed [km/h] (Section)	66.3 (1200 - 1000)
Race State	Finished



Eagle Farm QLD --Professional-2026-05-30

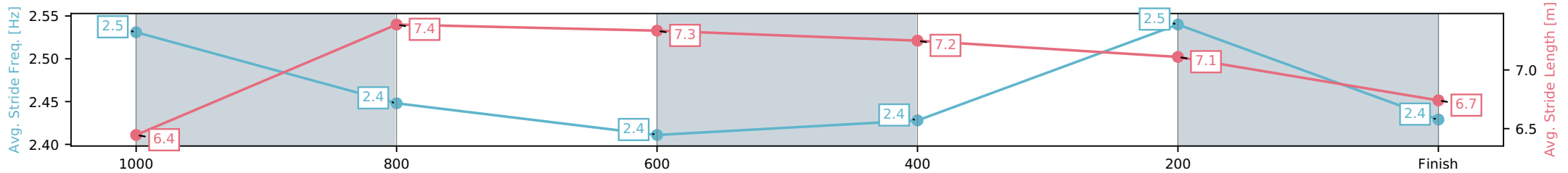
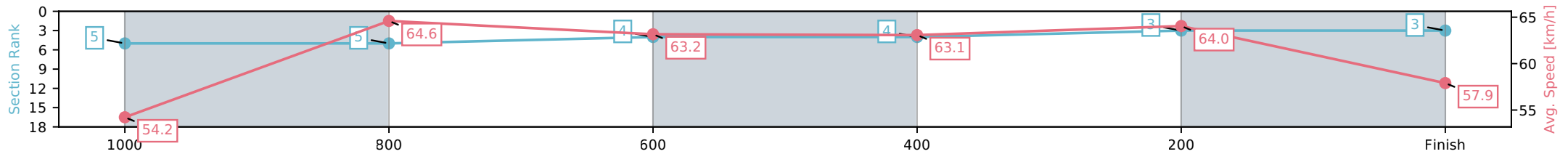
Race 9: MAGIC MILLIONS HELEN COUGHLAN STAKES - 1200m

30 May 2026 - 4:30PM



Track Rating: Soft 5, Weather: Fine, Rail Position: True Entire Circuit

Section	L1200	L1000	L800	L600	L400	L200
Section Times	1:11.40 (0:13.40)	0:58.00 [5] (0:11.40)	0:46.59 [5] (0:11.48)	0:35.11 [4] (0:11.44)	0:23.67 [4] (0:11.23)	0:12.44 [3] (0:12.44)
Average Speed [km/h]	54.2	64.6	63.2	63.1	64.0	57.9
Top Speed [km/h]	66.3	66.2	65.6	64.9	65.6	61.8
Avg. Dist. to Rail [m]	4.2	3.7	1.9	1.0	8.8	9.9
Avg. Stride Freq. [Hz]	2.5	2.4	2.4	2.4	2.5	2.4
Avg. Stride Length [m]	6.4	7.4	7.3	7.2	7.1	6.7



[ ] Ranking at each section and finish  
 -:-:- No data available at this section  
 NA No data available

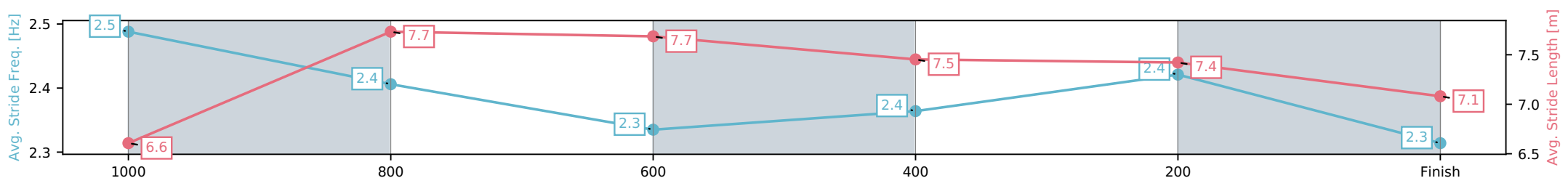
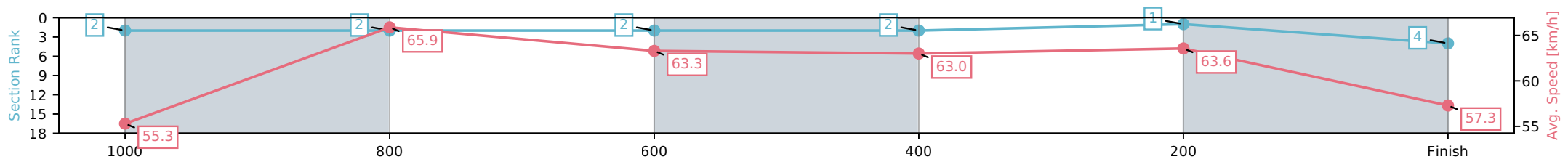
Horse/Jockey Name	Give Giggles/Ben Thompson
Finish Rank	4
Fastest Section Time (Section)	0:11.23 (1000-800)
Top Speed [km/h] (Section)	68.6 (1200 - 1000)
Race State	Finished



Eagle Farm QLD --Professional-2026-05-30  
 Race 9: MAGIC MILLIONS HELEN COUGHLAN STAKES - 1200m  
 30 May 2026 - 4:30PM  
 Track Rating: Soft 5, Weather: Fine, Rail Position: True Entire Circuit



Section	L1200	L1000	L800	L600	L400	L200
Section Times	1:11.45 (0:13.16)	0:58.28 [2] (0:11.23)	0:47.05 [2] (0:11.53)	0:35.52 [2] (0:11.56)	0:23.96 [2] (0:11.33)	0:12.63 [1] (0:12.63)
Average Speed [km/h]	55.3	65.9	63.3	63.0	63.6	57.3
Top Speed [km/h]	68.6	67.5	66.2	65.1	65.1	61.0
Avg. Dist. to Rail [m]	9.5	4.7	2.9	2.6	8.5	8.9
Avg. Stride Freq. [Hz]	2.5	2.4	2.3	2.4	2.4	2.3
Avg. Stride Length [m]	6.6	7.7	7.7	7.5	7.4	7.1



[ ] Ranking at each section and finish  
 -.-.- No data available at this section  
 NA No data available

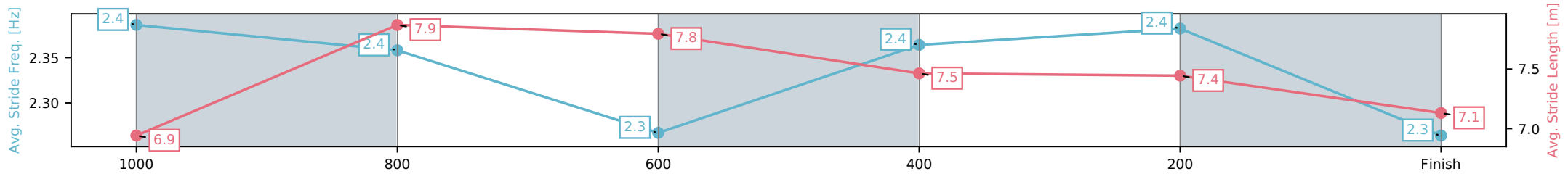
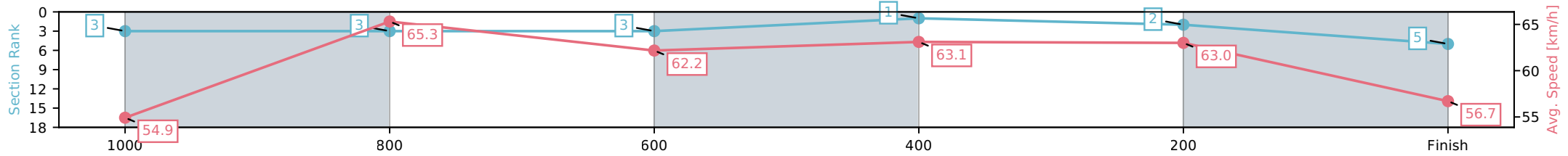
Horse/Jockey Name	Naifah/Ethan Brown
Finish Rank	5
Fastest Section Time (Section)	0:11.24 (1000-800)
Top Speed [km/h] (Section)	68.4 (1200 - 1000)
Race State	Finished



Eagle Farm QLD --Professional-2026-05-30  
 Race 9: MAGIC MILLIONS HELEN COUGHLAN STAKES - 1200m  
 30 May 2026 - 4:30PM  
 Track Rating: Soft 5, Weather: Fine, Rail Position: True Entire Circuit



Section	L1200	L1000	L800	L600	L400	L200
Section Times	1:11.68 (0:13.24)	0:58.44 [3] (0:11.24)	0:47.21 [3] (0:11.61)	0:35.60 [3] (0:11.39)	0:24.21 [1] (0:11.44)	0:12.77 [2] (0:12.77)
Average Speed [km/h]	54.9	65.3	62.2	63.1	63.0	56.7
Top Speed [km/h]	68.4	67.7	64.5	64.1	64.8	60.6
Avg. Dist. to Rail [m]	5.1	2.8	0.9	0.8	5.1	6.7
Avg. Stride Freq. [Hz]	2.4	2.4	2.3	2.4	2.4	2.3
Avg. Stride Length [m]	6.9	7.9	7.8	7.5	7.4	7.1



[ ] Ranking at each section and finish  
 -:-:- No data available at this section  
 NA No data available

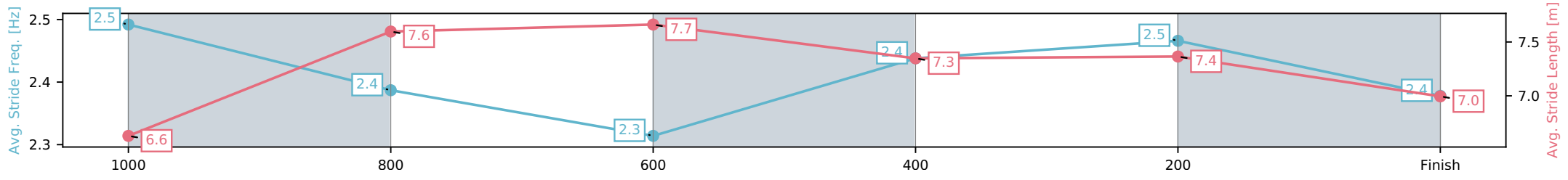
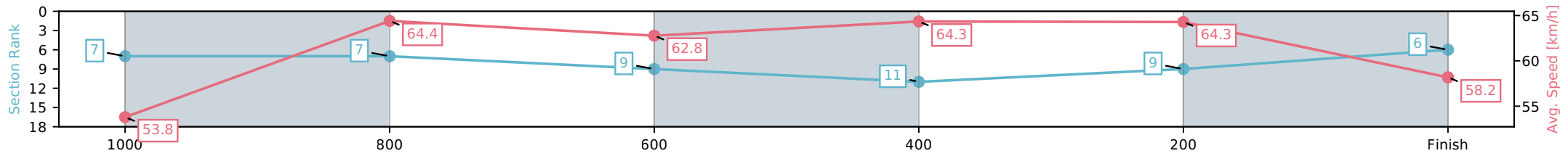
Horse/Jockey Name	Niance/Jordan Childs
Finish Rank	6
Fastest Section Time (Section)	0:11.22 (400-200)
Top Speed [km/h] (Section)	66.4 (1200 - 1000)
Race State	Finished



Eagle Farm QLD --Professional-2026-05-30  
 Race 9: MAGIC MILLIONS HELEN COUGHLAN STAKES - 1200m  
 30 May 2026 - 4:30PM  
 Track Rating: Soft 5, Weather: Fine, Rail Position: True Entire Circuit



Section	L1200	L1000	L800	L600	L400	L200
Section Times	1:11.73 (0:13.53)	0:58.20 [7] (0:11.50)	0:46.70 [7] (0:11.61)	0:35.09 [9] (0:11.45)	0:23.64 [11] (0:11.22)	0:12.42 [9] (0:12.42)
Average Speed [km/h]	53.8	64.4	62.8	64.3	64.3	58.2
Top Speed [km/h]	66.4	65.2	63.9	65.8	65.8	61.7
Avg. Dist. to Rail [m]	9.0	5.1	2.7	4.8	15.3	16.4
Avg. Stride Freq. [Hz]	2.5	2.4	2.3	2.4	2.5	2.4
Avg. Stride Length [m]	6.6	7.6	7.7	7.3	7.4	7.0



[ ] Ranking at each section and finish  
 -:-:- No data available at this section  
 NA No data available

Horse/Jockey Name	Akaysha/Jason Collett
Finish Rank	7
Fastest Section Time (Section)	0:11.05 (400-200)
Top Speed [km/h] (Section)	67.0 (600-400)
Race State	Finished



Eagle Farm QLD --Professional-2026-05-30

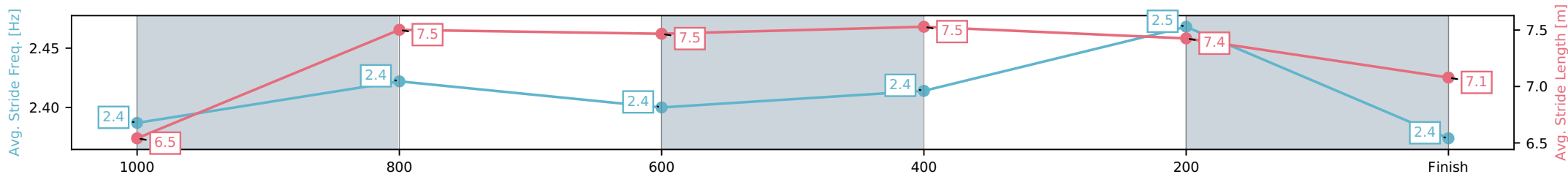
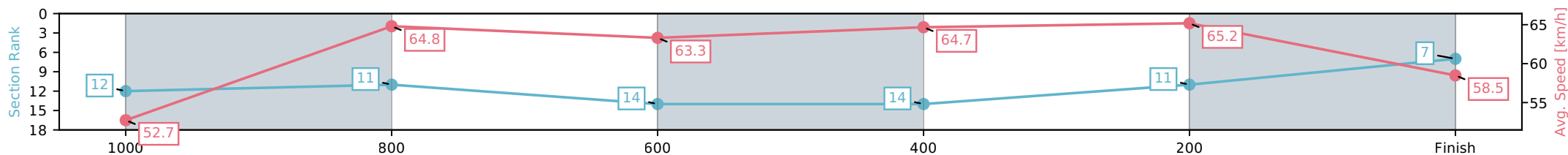
Race 9: MAGIC MILLIONS HELEN COUGHLAN STAKES - 1200m

30 May 2026 - 4:30PM



Track Rating: Soft 5, Weather: Fine, Rail Position: True Entire Circuit

Section	L1200	L1000	L800	L600	L400	L200
Section Times	1:11.74 (0:13.82)	0:57.92 [12] (0:11.44)	0:46.48 [11] (0:11.62)	0:34.86 [14] (0:11.43)	0:23.43 [14] (0:11.05)	0:12.38 [11] (0:12.38)
Average Speed [km/h]	52.7	64.8	63.3	64.7	65.2	58.5
Top Speed [km/h]	65.1	66.9	65.4	67.0	66.7	63.6
Avg. Dist. to Rail [m]	9.9	5.6	4.5	5.3	12.8	14.3
Avg. Stride Freq. [Hz]	2.4	2.4	2.4	2.4	2.5	2.4
Avg. Stride Length [m]	6.5	7.5	7.5	7.5	7.4	7.1



- [ ] Ranking at each section and finish
- :-:- No data available at this section
- NA No data available

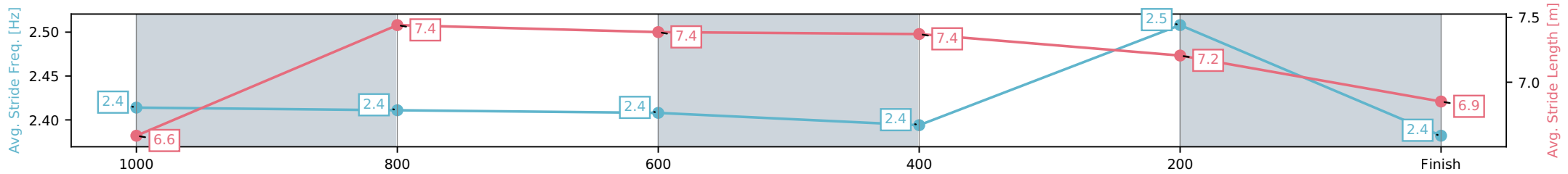
Horse/Jockey Name	Cigar Flick/Tommy Berry
Finish Rank	8
Fastest Section Time (Section)	0:11.24 (400-200)
Top Speed [km/h] (Section)	65.3 (400-200)
Race State	Finished



Eagle Farm QLD --Professional-2026-05-30  
 Race 9: MAGIC MILLIONS HELEN COUGHLAN STAKES - 1200m  
 30 May 2026 - 4:30PM  
 Track Rating: Soft 5, Weather: Fine, Rail Position: True Entire Circuit



Section	L1200	L1000	L800	L600	L400	L200
Section Times	1:11.80 (0:13.70)	0:58.10 [10] (0:11.42)	0:46.68 [10] (0:11.49)	0:35.19 [8] (0:11.34)	0:23.85 [8] (0:11.24)	0:12.60 [8] (0:12.60)
Average Speed [km/h]	53.0	63.8	63.0	63.0	64.1	56.8
Top Speed [km/h]	64.8	64.7	64.0	64.7	65.3	61.0
Avg. Dist. to Rail [m]	1.4	2.2	1.1	1.4	1.8	4.2
Avg. Stride Freq. [Hz]	2.4	2.4	2.4	2.4	2.5	2.4
Avg. Stride Length [m]	6.6	7.4	7.4	7.4	7.2	6.9

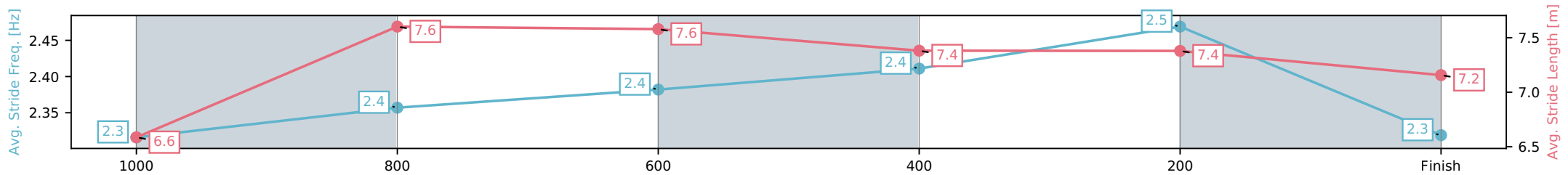
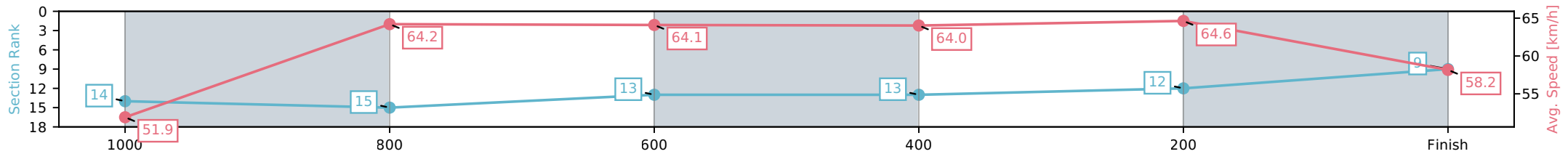


[ ] Ranking at each section and finish  
 -:-:- No data available at this section  
 NA No data available

Horse/Jockey Name	Paradise City/Luke Nolen
Finish Rank	9
Fastest Section Time (Section)	0:11.15 (400-200)
Top Speed [km/h] (Section)	66.5 (1200 - 1000)
Race State	Finished



Section	L1200	L1000	L800	L600	L400	L200
Section Times	1:11.81 (0:14.02)	0:57.79 [14] (0:11.46)	0:46.32 [15] (0:11.39)	0:34.93 [13] (0:11.37)	0:23.56 [13] (0:11.15)	0:12.40 [12] (0:12.40)
Average Speed [km/h]	51.9	64.2	64.1	64.0	64.6	58.2
Top Speed [km/h]	66.5	65.8	65.1	65.8	65.9	62.4
Avg. Dist. to Rail [m]	6.5	4.1	3.2	2.3	8.9	9.1
Avg. Stride Freq. [Hz]	2.3	2.4	2.4	2.4	2.5	2.3
Avg. Stride Length [m]	6.6	7.6	7.6	7.4	7.4	7.2



- [ ] Ranking at each section and finish
- :-:- No data available at this section
- NA No data available

Horse/Jockey Name	Midnight In Tokyo/Ryan Maloney
Finish Rank	10
Fastest Section Time (Section)	0:11.19 (400-200)
Top Speed [km/h] (Section)	66.4 (400-200)
Race State	Finished



Eagle Farm QLD --Professional-2026-05-30

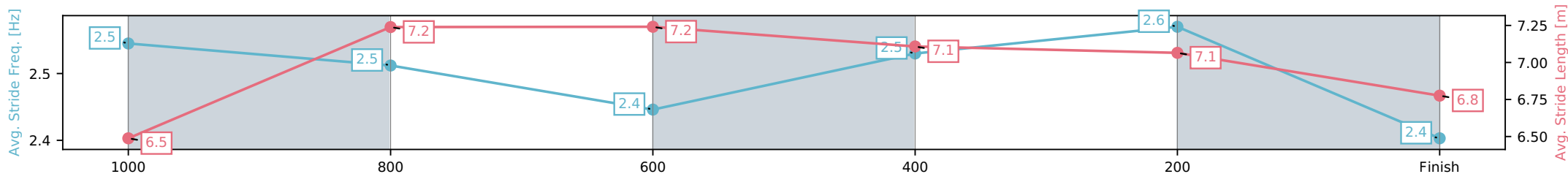
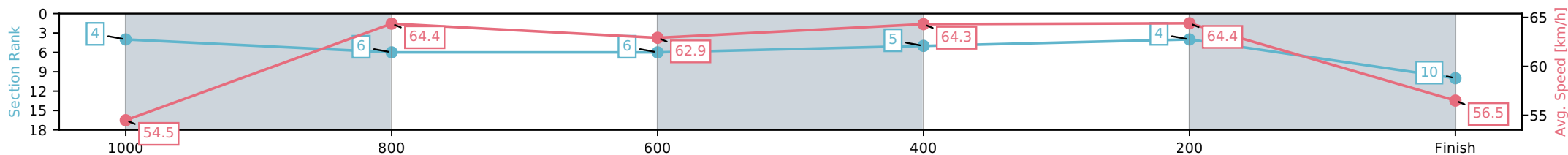
Race 9: MAGIC MILLIONS HELEN COUGHLAN STAKES - 1200m

30 May 2026 - 4:30PM



Track Rating: Soft 5, Weather: Fine, Rail Position: True Entire Circuit

Section	L1200	L1000	L800	L600	L400	L200
Section Times	1:11.83 (0:13.39)	0:58.44 [4] (0:11.47)	0:46.97 [6] (0:11.59)	0:35.37 [6] (0:11.36)	0:24.02 [5] (0:11.19)	0:12.83 [4] (0:12.83)
Average Speed [km/h]	54.5	64.4	62.9	64.3	64.4	56.5
Top Speed [km/h]	65.7	65.4	64.1	65.5	66.4	61.7
Avg. Dist. to Rail [m]	7.0	4.8	2.6	3.0	11.5	13.2
Avg. Stride Freq. [Hz]	2.5	2.5	2.4	2.5	2.6	2.4
Avg. Stride Length [m]	6.5	7.2	7.2	7.1	7.1	6.8

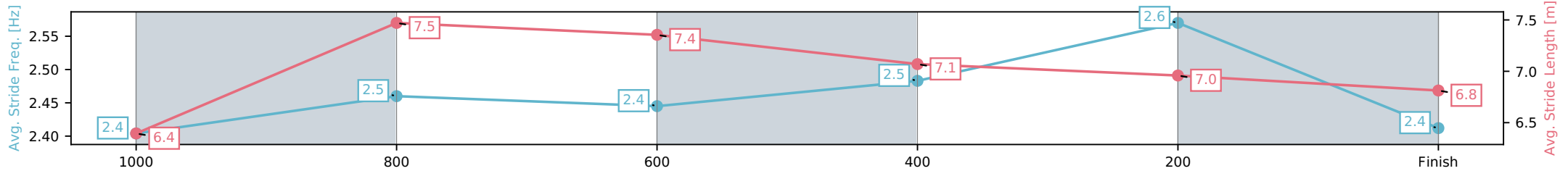
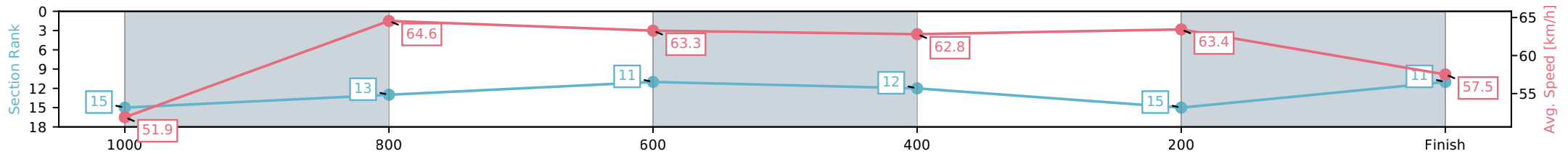


- [ ] Ranking at each section and finish
- :-:- No data available at this section
- NA No data available

Horse/Jockey Name	Super Smink/Jamie Melham
Finish Rank	11
Fastest Section Time (Section)	0:11.30 (1000-800)
Top Speed [km/h] (Section)	67.8 (1200 - 1000)
Race State	Finished



Section	L1200	L1000	L800	L600	L400	L200
Section Times	1:12.11 (0:14.08)	0:58.03 [15] (0:11.30)	0:46.73 [13] (0:11.40)	0:35.34 [11] (0:11.41)	0:23.93 [12] (0:11.36)	0:12.57 [15] (0:12.57)
Average Speed [km/h]	51.9	64.6	63.3	62.8	63.4	57.5
Top Speed [km/h]	67.8	67.1	64.8	64.0	64.7	60.9
Avg. Dist. to Rail [m]	5.4	2.4	0.8	1.0	2.4	3.9
Avg. Stride Freq. [Hz]	2.4	2.5	2.4	2.5	2.6	2.4
Avg. Stride Length [m]	6.4	7.5	7.4	7.1	7.0	6.8

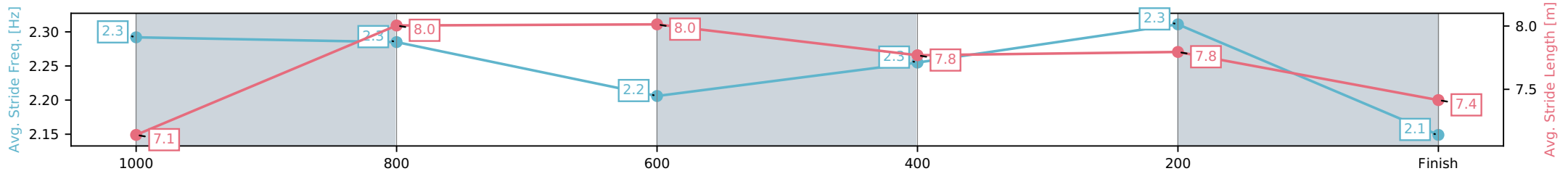
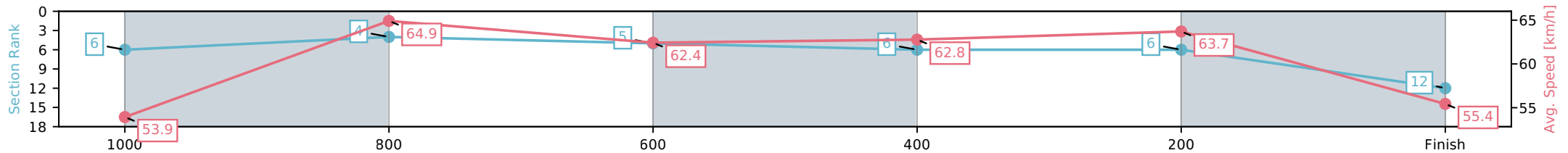


[ ] Ranking at each section and finish  
 -:-:- No data available at this section  
 NA No data available

Horse/Jockey Name	Spring Lee/Michael Rodd
Finish Rank	12
Fastest Section Time (Section)	0:11.25 (1000-800)
Top Speed [km/h] (Section)	66.5 (1200 - 1000)
Race State	Finished



Section	L1200	L1000	L800	L600	L400	L200
Section Times	1:12.21 (0:13.51)	0:58.70 [6] (0:11.25)	0:47.45 [4] (0:11.60)	0:35.86 [5] (0:11.49)	0:24.37 [6] (0:11.30)	0:13.06 [6] (0:13.06)
Average Speed [km/h]	53.9	64.9	62.4	62.8	63.7	55.4
Top Speed [km/h]	66.5	66.4	65.1	65.0	65.2	60.6
Avg. Dist. to Rail [m]	3.3	2.7	1.3	0.8	5.5	6.9
Avg. Stride Freq. [Hz]	2.3	2.3	2.2	2.3	2.3	2.1
Avg. Stride Length [m]	7.1	8.0	8.0	7.8	7.8	7.4



[ ] Ranking at each section and finish  
 -:-:- No data available at this section  
 NA No data available

Horse/Jockey Name	Cherry Rose/Dylan Turner
Finish Rank	13
Fastest Section Time (Section)	0:11.12 (1000-800)
Top Speed [km/h] (Section)	67.9 (1200 - 1000)
Race State	Finished



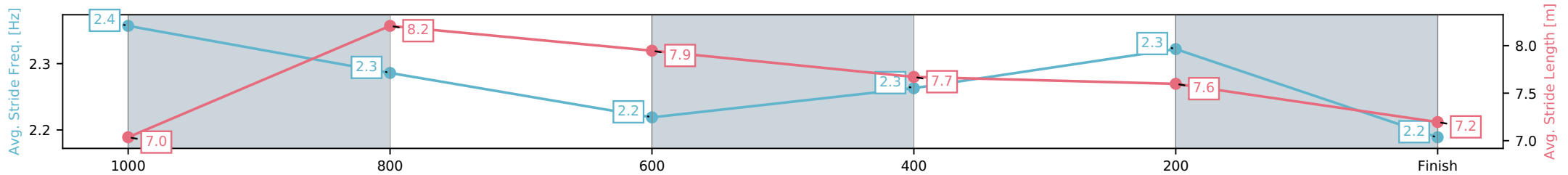
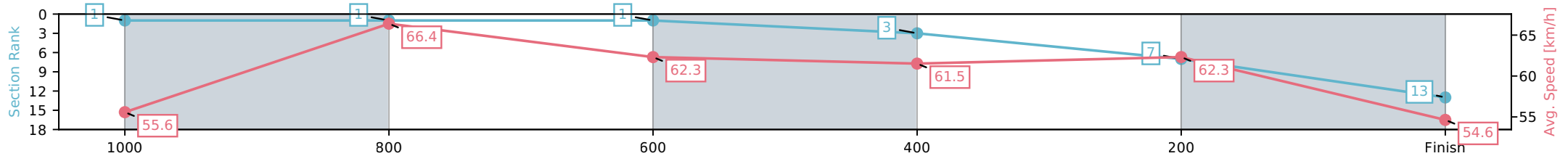
Eagle Farm QLD --Professional-2026-05-30  
 Race 9: MAGIC MILLIONS HELEN COUGHLAN STAKES - 1200m



30 May 2026 - 4:30PM

Track Rating: Soft 5, Weather: Fine, Rail Position: True Entire Circuit

Section	L1200	L1000	L800	L600	L400	L200
Section Times	1:12.36 (0:13.13)	0:59.23 [1] (0:11.12)	0:48.10 [1] (0:11.60)	0:36.50 [1] (0:11.75)	0:24.76 [3] (0:11.55)	0:13.20 [7] (0:13.20)
Average Speed [km/h]	55.6	66.4	62.3	61.5	62.3	54.6
Top Speed [km/h]	67.9	67.4	63.6	62.8	64.2	59.2
Avg. Dist. to Rail [m]	11.5	4.6	1.0	0.6	5.6	6.7
Avg. Stride Freq. [Hz]	2.4	2.3	2.2	2.3	2.3	2.2
Avg. Stride Length [m]	7.0	8.2	7.9	7.7	7.6	7.2



[ ] Ranking at each section and finish  
 -:-:- No data available at this section  
 NA No data available

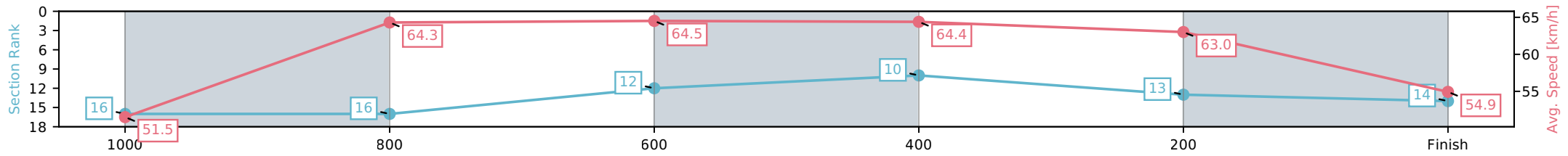
Horse/Jockey Name	Lonhro's Queen/Rachel King
Finish Rank	14
Fastest Section Time (Section)	0:11.19 (600-400)
Top Speed [km/h] (Section)	66.3 (1000-800)
Race State	Finished



Eagle Farm QLD --Professional-2026-05-30  
 Race 9: MAGIC MILLIONS HELEN COUGHLAN STAKES - 1200m  
 30 May 2026 - 4:30PM  
 Track Rating: Soft 5, Weather: Fine, Rail Position: True Entire Circuit



Section	L1200	L1000	L800	L600	L400	L200
Section Times	1:12.59 (0:14.19)	0:58.40 [16] (0:11.37)	0:47.04 [16] (0:11.27)	0:35.76 [12] (0:11.19)	0:24.57 [10] (0:11.43)	0:13.14 [13] (0:13.14)
Average Speed [km/h]	51.5	64.3	64.5	64.4	63.0	54.9
Top Speed [km/h]	65.9	66.3	65.4	65.1	64.8	60.0
Avg. Dist. to Rail [m]	9.8	2.9	1.9	0.5	3.6	5.4
Avg. Stride Freq. [Hz]	2.3	2.4	2.4	2.4	2.4	2.2
Avg. Stride Length [m]	6.6	7.6	7.6	7.6	7.5	7.1



[ ] Ranking at each section and finish  
 -.-.- No data available at this section  
 NA No data available

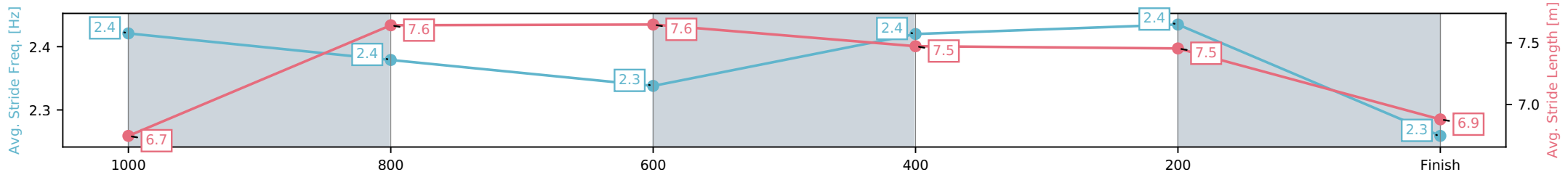
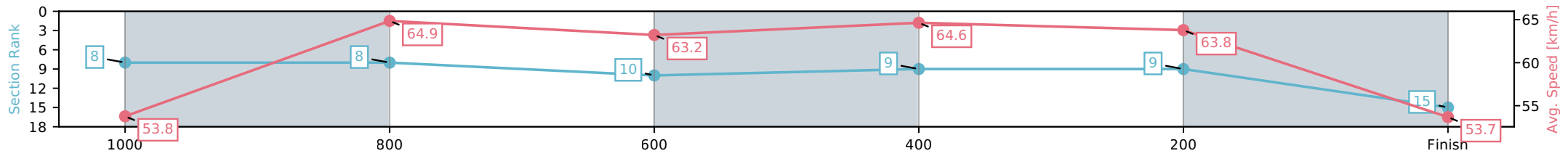
Horse/Jockey Name	Dance To The Boom/Kerrin McEvoy
Finish Rank	15
Fastest Section Time (Section)	0:11.29 (400-200)
Top Speed [km/h] (Section)	66.0 (600-400)
Race State	Finished



Eagle Farm QLD --Professional-2026-05-30  
 Race 9: MAGIC MILLIONS HELEN COUGHLAN STAKES - 1200m  
 30 May 2026 - 4:30PM  
 Track Rating: Soft 5, Weather: Fine, Rail Position: True Entire Circuit



Section	L1200	L1000	L800	L600	L400	L200
Section Times	1:12.69 (0:13.57)	0:59.12 [8] (0:11.49)	0:47.63 [8] (0:11.64)	0:35.99 [10] (0:11.32)	0:24.68 [9] (0:11.29)	0:13.38 [9] (0:13.38)
Average Speed [km/h]	53.8	64.9	63.2	64.6	63.8	53.7
Top Speed [km/h]	65.5	65.8	64.8	66.0	65.5	60.0
Avg. Dist. to Rail [m]	12.7	6.6	4.7	3.1	10.4	11.9
Avg. Stride Freq. [Hz]	2.4	2.4	2.3	2.4	2.4	2.3
Avg. Stride Length [m]	6.7	7.6	7.6	7.5	7.5	6.9



[ ] Ranking at each section and finish  
 -:-:- No data available at this section  
 NA No data available

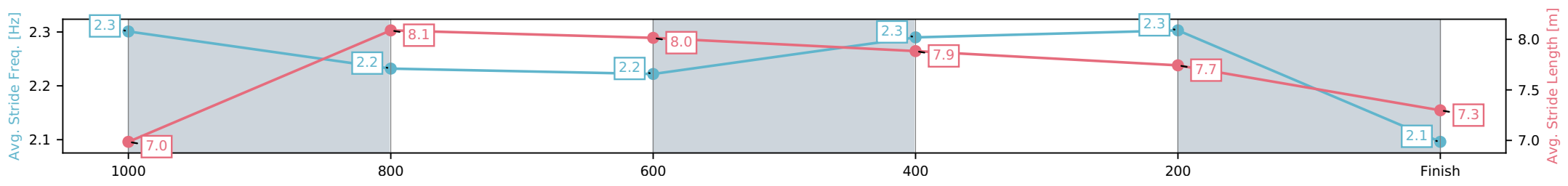
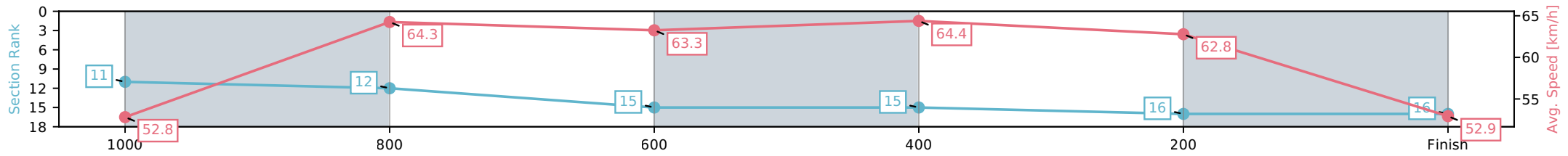
Horse/Jockey Name	Gumdrops/James McDonald
Finish Rank	16
Fastest Section Time (Section)	0:11.48 (400-200)
Top Speed [km/h] (Section)	65.9 (1200 - 1000)
Race State	Finished



Eagle Farm QLD --Professional-2026-05-30  
 Race 9: MAGIC MILLIONS HELEN COUGHLAN STAKES - 1200m  
 30 May 2026 - 4:30PM  
 Track Rating: Soft 5, Weather: Fine, Rail Position: True Entire Circuit



Section	L1200	L1000	L800	L600	L400	L200
Section Times	1:13.46 (0:13.80)	0:59.66 [11] (0:11.48)	0:48.18 [12] (0:11.66)	0:36.52 [15] (0:11.50)	0:25.02 [15] (0:11.48)	0:13.54 [16] (0:13.54)
Average Speed [km/h]	52.8	64.3	63.3	64.4	62.8	52.9
Top Speed [km/h]	65.9	65.3	65.0	65.4	65.0	57.7
Avg. Dist. to Rail [m]	5.9	4.6	5.1	5.9	13.9	12.7
Avg. Stride Freq. [Hz]	2.3	2.2	2.2	2.3	2.3	2.1
Avg. Stride Length [m]	7.0	8.1	8.0	7.9	7.7	7.3



[ ] Ranking at each section and finish  
 -.-.- No data available at this section  
 NA No data available